



2019-20 NEW YORK ISLANDERS

MEDIA GUIDE

2019-20 NEW YORK ISLANDERS MEDIA GUIDE

TABLE OF CONTENTS

MANAGEMENT & HOCKEY OPERATIONS.....	2
PLAYERS.....	15
IN THE SYSTEM	67
2019 NHL DRAFT	101
2018-19 SEASON IN REVIEW	105
OPPONENTS	111
IN THE PAST	173
STANLEY CUP PLAYOFFS	289
BRIDGEPORT SOUND TIGERS	309
MEDIA INFORMATION	327

EDITORS IN CHIEF:

Jesse D. Eisenberg
Kelly Keogh
Kimber Auerbach

CHIEF STATISTICIAN:

Eric Hornick

CONTRIBUTORS:

Michael Fornabaio
Alan Fuehring

PHOTOGRAPHY:

Bruce Bennett
Jim McIsaac
Mike Stobe
Getty Images
National Hockey League
Bridgeport Sound Tigers



EXECUTIVE DIRECTORY

ARENA

Barclays Center
620 Atlantic Ave
Brooklyn, NY 11217
Capacity: 15,795

ARENA

NYCB Live: Home of the
Nassau Veteran's Memorial Coliseum
1255 Hempstead Turnpike
Uniondale, NY 11553
Capacity: 13,917

PRACTICE FACILITY

Northwell Health Ice Center
200 Merrick Ave
East Meadow, NY 11554
516-441-0770

OWNERSHIP

Owner and Governor	Scott Malkin
Co-Owner and Alternate Governor	Jon Ledecky
Co-Owner	The Estate of Charles B Wang
Co-Owner	Dewey Shay

HOCKEY OPERATIONS

President/General Manager, Alternate Governor	Lou Lamoriello
Assistant General Manager, GM of Bridgeport Sound Tigers	Chris Lamoriello
Assistant General Manager	Steve Pellegrini
Manager of Hockey Operations	Joanne Holewa
Executive Assistant to the President/General Manager	Dina Passaro
Assistant to the President/General Manager	Kerry Gwydir
Head Coach	Barry Trotz
Associate Coach	Lane Lambert
Assistant Coach	Jim Hiller
Assistant Coach	John Gruden
Goaltending Coach	Piero Greco
Video Coordinator	Matt De Mado
Assistant Video Coordinator	Corey Smith
Director of Goaltending	Mitch Korn
Special Assignment Coach	Jacques Lemaire
Special Assignment Scout	David Conte
Skill Development	Bernie Cassell
Director of Pro Scouting	Ken Morrow
Pro Scouts	Eric Boulton, Bob Hoffmeyer, Steve Kariya, Chris O'Sullivan, Robert Ward
Director of Amateur Scouting	Trent Klatt
Director of European Scouting	Vellu Kautonen
Amateur Scouts	Jeremy Bachusz, Paul Carlow, Ken Gernander, Marek Hascak, Matti Kautto, Derrick Kemp, Dennis Maxwell, Greg Morrow, Jeff Napierala, Chris O'Sullivan, Juha Riihijarvi, Mario Saraceno

Director of Player Development	Eric Cairns
AHL Goaltending Coach/Player Development	Chris Terreri
Analytics	Frank Gardner, Taran Singleton, Sal Tornambene, Alex Martynov
Player Development	Vladimir Malakhov, Marty Reasoner
Director of Sports Performance	Sean Donellan
Strength & Conditioning Coach	Derrek Douglas
Head Athletic Trainer	Damien Hess
Assistant Athletic Trainer	Jody Green
Assistant - Athletic Trainer & Strength & Conditioning Coach	Zachary Yannes
Massage Therapist	Jim Miccio
Equipment Manager	Scott Boggs
Assistant Equipment Manager	Leni DiCostanzo
Equipment Assistant	Kevin Putzig
Team Nutritionist	Jenna Stranzl

ISLANDERS MEDICAL STAFF

Medical Director	Dr. Elliot Pellman
Head Team Orthopedist	Dr. Brian Neri
Team Orthopedist	Dr. Steven Rokito
Primary Care	Dr. Bret Jacobs

ISLANDERS MEDIA RELATIONS / COMMUNICATIONS

Executive Director of Communications	Kimber Auerbach
Director of Team Services and Communications	Jesse D. Eisenberg
Communications Coordinator	Kelly Keogh



SCOTT MALKIN

OWNER & GOVERNOR

Scott Malkin is founder and Chairman of S D Malkin Properties, a specialist property investment and development company concentrating on innovative mixed-use, retail anchored projects including the award winning 2 Rodeo Drive in Beverly Hills, California.

He is also founder and Chairman of Value Retail PLC, as well as co-founder and Chairman of Value Retail China. Value Retail develops and operates upmarket outlet shopping villages serving the capital cities of Western Europe and the tier one cities in China.

These open air, pedestrianised villages serve the fashion and luxury retail brands and attract primarily long haul tourists. They generate the highest sales per square foot of any portfolio of shopping centres in the world.

Scott is a graduate of Harvard College, Harvard Business School and Harvard Law School and serves on various committees at Harvard University including the Dean's Board of Advisors at Harvard Business School and the University's Global Advisory Committee.

He is also a member of the Advisory Boards for the Harvard Stem Cell Institute, the Harvard Medical School Advisory Council on Global Health, Oxford University's business school, the Tobin Project, Conservacion Patagonica and the Columbia University Global Centres/Europe, and is a member of the President's Council of Massachusetts General Hospital.

Scott is currently Chair of the Advisory Board of the Urban Land Institute, Europe. In addition, he is a Trustee of the New York Public Library, of Partners In Health, of The Carnegie Endowment for International Peace and of the US Olympic and Paralympic Foundation.

Scott and his family have lived in London since 1991.



JON LEDECKY

CO-OWNER & ALTERNATE GOVERNOR

Jon Ledecy is a private equity investor who has been the co-founder or initial investor in companies that have raised over \$20 billion in financing. Jon founded U.S. Office Products in 1994 and by 1997 the Company had become the fastest entrant ever in the history of the Fortune 500 with annualized sales of nearly \$4 billion. U.S. Office Products owned Mail Boxes, Etc. (now the UPS Store) and several other brands that eventually became independent public and private companies.

Jon Ledecy's initial foray into professional sports ownership occurred in 1999 when, with partner Ted Leonsis, he bought the Washington Capitals of the National Hockey League and an interest in the Washington Wizards of the National Basketball Association. Jon later sold his partnership interest and started a foundation that dedicated itself to the education of inner-city children in Boston, New York and Washington. The foundation distributed millions of dollars to the building and upgrading of educational facilities for children in these inner cities.

Jon Ledecy is an honors graduate of Harvard College and also graduated from Harvard Business School. He was elected the Chief Marshal at Harvard in 2004, a singular honor bestowed on the 25th Reunion graduate by his classmates for accomplishing the "most for Harvard and society while achieving outstanding

professional success." Mr. Ledecy received the prestigious National Capitol Boy Scouts Citizen of The Year Award in 1998, the youngest recipient to receive an honor bestowed previously on President Ronald Reagan and Colin Powell. He has also been honored as the Anti-Defamation League Man of the Year and was the International Franchise Association's "Free Enterprise Award" winner.

Mr. Ledecy was selected to serve as a Commissioner on the National Commission on Entrepreneurship. He has been a Board member of the U.S. Chamber of Commerce and served as a Trustee of George Washington University. Jon is a Trustee of the U.S. Olympic Committee Foundation.

His niece, Katie Ledecy, won gold medals at the 2016 Summer Olympic games in Rio in the 200-meter freestyle, the 400-meter freestyle, the 800-meter freestyle and the 4X200 freestyle relay. In 2012 in the London Olympic Games, she won the 800-meter freestyle gold medal at the age of 15. She owns the current world records in the 400, 800, and 1500-meter freestyle swimming events.

Jon is a native of New York City and has lived in Brooklyn, Queens and Manhattan.



THE ESTATE OF CHARLES B. WANG

CO-OWNER

Charles B. Wang was an entrepreneur, visionary, author, and philanthropist. He founded Computer Associates International, Inc. in 1976 (now CA, Inc.), and became known as one of the most successful leaders in the technology field. Mr. Wang was instrumental in the development and growth of many technology companies in the United States and China. He served as Chairman of the Board for Neulion (TSX: NLN), which at the time was the leading provider for the delivery of live and on-demand content to Internet-enabled devices, and boasted a client list that included the NFL, NBA, NHL, Rogers Media, UFC and Univision amongst many others.

Mr. Wang was also actively involved in supporting many charitable foundations. His efforts included, but were not limited to the expansion of the Charles B. Wang Community Health Center in New York City and building of the headquarters for the National Center for Missing and Exploited Children (NCMEC) in Alexandria, Virginia. Furthermore, his deep regard for education led him to make a gift to Stony Brook University of the State of New York by way of constructing the Charles B. Wang Center which celebrates Asian and American cultures. In the same fashion, he established a new building for the law school in Suzhou University. The law school was renamed The Kenneth Wang School of Law in honor of Mr. Wang's late father, who was a graduate of the University.

In 2000, Mr. Wang expanded his interests into the field of professional sports by purchasing the New York Islanders of the National Hockey League. In October of 2012, he announced that the Islanders franchise would move to Barclays Center in Brooklyn at the start of the 2015-16 season. At a press conference held at Nassau Coliseum on October 22, 2014, Mr. Wang made official that a group led by Scott Malkin and Jon Ledecky had reached a definitive agreement, to purchase the team.

Of all his philanthropic ventures, the one that was nearest and dearest to Mr. Wang was Smile Train. Mr. Wang was the founder and served as Chairman on Smile Train's Board of Directors. He was the leading force behind Smile Train and its mission to provide free surgery to impoverished children in developing countries around the world, who suffer from cleft lip and/or cleft palate. Through his efforts, Smile Train's model of empowering local medical teams to provide free and safe surgery for affected children has proven extremely successful. Since its inception 15 years ago, Smile Train has provided over 1 million free surgeries in over 85 countries.

Mr. Wang was born in Shanghai, China and moved to the United States with his family in 1952 at the age of eight. He earned a Bachelor of Science degree in Mathematics from Queens College. In May of 2015 the honorary degree of Doctor of Humane Letters was conferred upon him by Stony Brook University. Charles B. Wang passed away on October 21, 2019.



LOU LAMORIELLO

PRESIDENT OF HOCKEY OPERATIONS AND GENERAL MANAGER

Lou Lamoriello was named the Islanders President of Hockey Operations on May 22, 2018. He assumed the role of General Manager on June 5, 2018. The Islanders earned 103 points during Lamoriello's first season at the helm, with a 48-27-7 record.

A three-time Stanley Cup Champion as a General Manager and Hockey Hall Of Fame inductee, Lamoriello joined the Islanders after three seasons as General Manager of the Toronto Maple Leafs. Toronto posted 100-point seasons and qualified for the playoffs in each of Lamoriello's final two seasons with the club. The Maple Leafs compiled an overall regular-season record of 118-95-33 and a 5-8 playoff record during Lamoriello's tenure.

Lamoriello joined the New Jersey Devils as President and General Manager in 1987. Throughout his tenure in New Jersey, the Devils went to the Stanley Cup Playoffs 21 times, posted 13, 100-point seasons, won nine division titles, went to the Stanley Cup Final five times and won the Stanley Cup in 1995, 2000 and 2003. The Devils also earned 13 consecutive post-season berths from 1997-2010.

Over the course of Lamoriello's tenure in New Jersey, the Devils posted a regular season record of 1,093-759-179-109 and a playoff record of 136-116. In 1995, New Jersey's American Hockey League affiliate, the Albany Devils, won the Calder Cup, marking the third time an NHL organization and their AHL franchise won both championships in the same season.

Lamoriello has compiled a lifetime regular-season record of 1,259-881-179-149 (W-L-T-OT) and a lifetime Stanley Cup Playoffs record of 141-124.

Lamoriello served as the Devils' Head Coach for 50 regular season games in 2005-06 (32-14-4) and the final three regular season games in 2006-07. The Devils qualified for the playoffs and reached the Eastern Conference Final in both seasons.

In 2009, Lamoriello received the highest honor there is in the sport of hockey as he was inducted into the Hockey Hall of Fame.

In addition to his responsibilities with the Devils, Lamoriello was named vice-chairman and CEO of the National Basketball Association's New Jersey Nets after the hockey team was purchased by YankeeNets. Following back-to-back appearances in the NBA Finals in 2002 and 2003, Lamoriello relinquished his posts with the Nets when YankeeNets sold the basketball franchise to an independent owner in 2004.

Internationally, Lamoriello served as the General Manager for Team USA at the World Cup of Hockey in 1996. Team USA won the inaugural tournament championship, defeating Team Canada in a best-of-three final. He also served as General Manager for Team USA at the 1998 Winter Olympics in Nagano, Japan. The Johnston, RI native was inducted into the United States Hockey Hall of Fame in 2012 and received the Lester Patrick Trophy in 1992 in recognition of his service to hockey in the United States.

Prior to his time in the NHL, Lamoriello spent two decades at Providence College, including 15 seasons as Head Coach. During his time behind the bench, the Friars posted a 248-179-13 record, qualified for 12 consecutive post-season tournament berths and had more players drafted into the NHL after entering college than any other college team during Lamoriello's last five years. He also served as the College's Athletic Director. Lamoriello was one of five founders of Hockey East Association and served as commissioner of the league from 1983-87. Since 1989, the winner of the Hockey East tournament has been awarded the Lamoriello Trophy. Lamoriello was inducted into the Providence College Athletic Hall of Fame in 1982.

As an athlete, he captained both the hockey and baseball teams at Providence. He later played baseball, coached and managed teams in the Cape Cod Baseball League and the Quebec Provincial League.

Lamoriello's numerous accolades include inductions into the Cape Cod Baseball League Hall of Fame in 2009, the National Italian American Sports Hall of Fame in 2012, the Rhode Island Heritage Hall of Fame in 2004, the LaSalle Academy Hall of Fame in 2004, the Sports Hall of Fame of New Jersey in 2002 and he was named the recipient of Unico National's Vincent T. Lombardi Trophy in 2000 for professional sports achievement. He has also served on the board of directors of the Yogi Berra Museum since 2006 and has been a member of the board of Yankee Global Enterprises since 2004.



CHRIS LAMORIELLO

ASSISTANT GENERAL MANAGER

GENERAL MANAGER, BRIDGEPORT SOUND TIGERS

Chris Lamoriello joined the Islanders in August, 2016 as the Director of Player Personnel. He was promoted to Assistant General Manager prior to the 2017-18 season.

Prior to joining the Islanders, the Providence, RI, native served as the Senior Vice President of Hockey Operations for the New Jersey Devils and the General Manager of the Albany Devils (AHL) from 2001-2015. Lamoriello was a part of the Devils scouting staff since the start of the 1995-96 season, covering all levels of hockey throughout the United States, Canada and Europe.

During Lamoriello's tenure with New Jersey, the Devils posted 12 100-point seasons, made the playoffs 14 times, reached the Stanley Cup Final four times and won two Stanley Cups (2000, 2003).

Lamoriello attended Providence College in 1994, where he earned his bachelor's degree in history. He played both hockey and baseball at Providence. Chris is the son of current President and General Manager Lou Lamoriello.



STEPHEN PELLEGRINI

ASSISTANT GENERAL MANAGER

Steve Pellegrini was named Assistant General Manager of the New York Islanders on June 12, 2018.

Pellegrini joined the Islanders after working for the New Jersey Devils as the Vice President of Hockey Operations from 2006-2018. During Pellegrini's tenure in New Jersey, the Devils posted four 100-point seasons, made the playoffs six times and reached the Stanley Cup Final in 2012.

Prior to joining the Devils, Pellegrini spent eight seasons as Group Vice President of the NHL's Central Registry Department (1998-2006). There, he served on the league's CBA negotiating committee and assisted on CBA rules and regulation enforcement.

Pellegrini served as the Director of Hockey Administration from 1995 through 1998 for the Edmonton Oilers.

Pellegrini earned his graduate degree in sports administration from Montreal's Concordia University in 1991. He received his undergraduate degree in history from King's College at The University of Western Ontario.

NEW YORK ISLANDERS COACHING STAFF

MANAGEMENT


THE PLAYERS

IN THE SYSTEM

NHL ENTRY DRAFT

SOUND TIGERS

YEAR IN REVIEW



BARRY TROTZ

HEAD COACH

Barry Trotz was named the Head Coach of the New York Islanders on June 21, 2018. In his first year with the club, the Islanders earned 103-points, for their highest total since the 1983-84 season (104 points). The Islanders' fourth-place Eastern Conference ranking was their best finish since the conference was created (1993). The Islanders finished fifth overall in the NHL standings, marking their first top-5 finish since 1985-86 (5th overall). They advanced to the second round of the Stanley Cup Playoffs.

Trotz's club also gave up the fewest goals of any team in 2018-19. The coach moved into fourth place on the NHL's all-time wins list during his first season on Long Island, passing Islanders franchise legend Al Arbour on the list with his 783rd career victory. Trotz finished the 2018-19 season with 810 career wins.

Trotz spent the previous four seasons as the Head Coach of the Washington Capitals. During his tenure in Washington, Trotz led the Capitals to two consecutive Presidents' Trophies (2015-16 and 2016-17) and won the franchise's first Stanley Cup (2017-18). He was awarded the Jack Adams Trophy (2015-16), given annually to the coach voted best in the league.

Prior to joining the Capitals, Trotz spent the previous 15 seasons as Head Coach

of the Nashville Predators. He ranks third all-time in NHL history in both games coached (1,196) and wins (557) with a single franchise.

Entering the 2018-19 season, Trotz ranks fifth in NHL history in wins (762) and games coached (1,524). Trotz also ranks second among active head coaches in wins and games coached. The Winnipeg, Manitoba native was the sixth coach in NHL history to earn 700 wins.

Prior to joining the Predators, Trotz spent five seasons (1992-97) coaching the Baltimore Skipjacks, the Capitals' American Hockey League affiliate. The franchise relocated to Portland, Maine in 1993 and he led the Portland Pirates to two Calder Cup Finals appearances over the next four seasons. In 1994-95, Trotz coached Portland to a Calder Cup Championship and a league-best record of 43-27-10. He was named the AHL Coach of the Year that same season.

On the international stage, Trotz has served as an Assistant Coach for Team Canada at the 2016 World Cup of Hockey and at the IIHF World Championships on four occasions, most recently at the 2013 tournament in Stockholm, Sweden, and Helsinki, Finland. In 2003, he helped Team Canada win gold in Finland, and in 2009, he helped guide Canada to a silver medal in Switzerland.

PROFESSIONAL HEAD COACHING RECORD

SEASON	CLUB	LEAGUE	W	L	T	OTL	Playoffs	W	L
1992-93	Baltimore Skipjacks	AHL	28	40	12	0		3	4
1993-94	Portland Pirates	AHL	43	27	10	0		12	5
1994-95	Portland Pirates	AHL	46	22	12	0		3	4
1995-96	Portland Pirates	AHL	32	34	10	4		14	10
1996-97	Portland Pirates	AHL	37	26	10	7		2	3
1998-99	Nashville Predators	NHL	28	47	7	0		-	-
1999-00	Nashville Predators	NHL	28	40	7	7		-	-
2000-01	Nashville Predators	NHL	34	36	9	3		-	-
2001-02	Nashville Predators	NHL	28	41	13	0		-	-
2002-03	Nashville Predators	NHL	27	35	13	7		-	-
2003-04	Nashville Predators	NHL	38	29	11	4		2	4
2005-06	Nashville Predators	NHL	49	25	-	8		1	4
2006-07	Nashville Predators	NHL	51	23	-	8		1	4
2007-08	Nashville Predators	NHL	51	23	-	8		2	4
2008-09	Nashville Predators	NHL	40	34	-	8		-	-
2009-10	Nashville Predators	NHL	47	29	-	6		2	4
2010-11	Nashville Predators	NHL	44	27	-	11		6	6
2011-12	Nashville Predators	NHL	48	26	-	8		5	5
2012-13	Nashville Predators	NHL	16	23	-	9		-	-
2013-14	Nashville Predators	NHL	38	32	-	12		-	-
2014-15	Washington Capitals	NHL	45	26	-	11		7	7
2015-16	Washington Capitals	NHL	56	18	-	8		6	6
2016-17	Washington Capitals	NHL	55	19	-	8		7	6
2017-18	Washington Capitals	NHL	49	26	-	7		16	8
2018-19	New York Islanders	NHL	48	27	-	7		-	-
NHL TOTALS			810	595	60	141		55	58

NEW YORK ISLANDERS COACHING STAFF

MANAGEMENT

THE PLAYERS

IN THE SYSTEM

NHL ENTRY DRAFT

SOUND TIGERS

YEAR IN REVIEW



LANE LAMBERT ASSOCIATE COACH

Lane Lambert was named Associate Coach of the New York Islanders on July 5, 2018.

Lambert spent the previous four seasons as an Assistant Coach with the Washington Capitals, working alongside current Islanders Head Coach Barry Trotz. Lambert was on Washington's staff that helped guide the Capitals to two consecutive Presidents' Trophies (2015-16 and 2016-17) and the franchise's first Stanley Cup Championship (2017-18).

Prior to joining the Capitals, Lambert spent three seasons as an Assistant Coach with the Nashville Predators. In his first season with the Predators in 2011-12, Nashville recorded the NHL's fifth-best record and advanced to the second round of the Stanley Cup Playoffs.

Lambert served as Head Coach of the Milwaukee Admirals of the American Hockey League (AHL) from 2007-11. In addition to four straight Calder Cup playoff berths, Lambert helped the Admirals capture a pair of West Division titles and post the Western Conference's highest point total in 2010-11 (102

pts, 44-22-14 record).

Prior to joining the Admirals as an Assistant Coach in 2006-07, the Melfort, Saskatchewan, native spent one season as an Assistant Coach for the Bridgeport Sound Tigers, the Islanders' AHL affiliate. Lambert started his coaching career in the Western Hockey League, spending two seasons as Head Coach of the Prince George Cougars (2003-05) and two seasons as an Assistant Coach for the Moose Jaw Warriors (2002-04).

Lambert was drafted by the Detroit Red Wings in the second round, 25th overall, of the 1983 NHL Entry Draft. He scored 125 points (58 goals, 67 assists) and accumulated 521 penalty minutes in 283 career NHL games from 1983-1988 with Detroit, the New York Rangers and Quebec Nordiques. Lambert enjoyed his most successful NHL campaign with the Nordiques in 1987-88, recording career-highs in points (41) and assists (28) in 61 contests. Lambert won an AHL Calder Cup title with the Adirondack Red Wings in 1986 and helped the Houston Aeros claim the IHL's Turner Cup Championship in 1999.



JOHN GRUDEN ASSISTANT COACH

John Gruden was named Assistant Coach of the New York Islanders on July 18, 2018.

Gruden spent the previous two seasons as the Head Coach for the Hamilton Bulldogs of the Ontario Hockey League. In 2017-18, Hamilton finished with the best record in the OHL's Eastern Conference (43-18-4-3) and won the J. Ross Robertson Cup as OHL Champions.

Prior to coaching the Bulldogs, Gruden served as Head Coach for the Flint Firebirds (OHL) during the 2015-16 season.

Internationally, Gruden has extensive background with USA Hockey, where he was an Assistant Coach for Team USA at the 2016 U18 World Championships in Grand Forks, ND. He spent four seasons (2011-15) as an Assistant Coach at USA Hockey's National Team Development Program. Gruden helped lead Team USA to gold-medal finishes at both the 2012 and 2014 U18 Men's World

Championships.

Gruden, a native of Virginia, Minn. played 92 games over the course of six seasons in the National Hockey League with the Boston Bruins, Ottawa Senators and Washington Capitals. He also played professionally in the American Hockey League, International Hockey League and in Europe. Gruden played for Team USA at the 2003 World Championships in Helsinki, Tampere and Turku, Finland.

Gruden attended Ferris State University, where he played in 155 games and registered 104 points (40 goals, 64 assists). He became the first NCAA Division I All-American in Ferris State Athletics history in 1993-94. He also was the first player in school history to achieve Central Collegiate Hockey Association (CCHA) First-Team honors and finished as the runner-up for the CCHA's Player of the Year Award that same season.



JIM HILLER ASSISTANT COACH

Jim Hiller was named Assistant Coach of the New York Islanders on June 19, 2019.

Hiller spent the previous four seasons as an Assistant Coach with the Toronto Maple Leafs. Prior to his time with the Maple Leafs, Hiller served as an Assistant Coach with the Detroit Red Wings during the 2014-15 season.

The Port Alberni, BC native coached for 10 years in the Western Hockey League. Hiller was the Head Coach of the WHL's Tri-City Americans from 2009-14. In 360 regular-season games with Tri-City, Hiller compiled a 210-124-11-15 record, leading the team to four playoff berths, two U.S. Division titles and an appearance in the WHL Finals in 2010. In 2011-12, Hiller was named the WHL's Coach of the Year, and also received the Brian Kilrea Coach of the Year Award as the top coach in the Canadian Hockey League after leading the

Americans to a 50-18-2-2 record. Hiller also spent two years as an Assistant Coach in Tri-City (2002-04) before taking his first head coaching job in the BCHL with the Alberni Valley Bulldogs in 2005-06. Hiller compiled a 43-12-2 record in his lone season with Alberni Valley before spending the following three seasons with the WHL's Chilliwack Bruins.

As a player, Hiller was drafted in the 10th round (207th overall) of the 1989 NHL Entry Draft by the Los Angeles Kings. He appeared in 63 career NHL games with the Red Wings, Kings and New York Rangers from 1992-94. He scored 20 points (eight goals, 12 assists). Hiller also played in the IHL with the Phoenix Roadrunners and Atlanta Knights, as well as in the AHL with the Binghamton Rangers before finishing his playing career in Europe. Prior to turning pro, he played three seasons with the Northern Michigan Wildcats, scoring 205 points (76 goals, 129 assists) in 123 collegiate games from 1989-92.



JACQUES LEMAIRE SPECIAL ASSIGNMENT COACH

Jacques Lemaire joined the Islanders organization at the start of the 2018-19 season.

Lemaire coached 1,262 regular-season NHL games for the New Jersey Devils, Montreal Canadiens and Minnesota Wild. He led the Devils to their first Stanley Cup in 1995. Lemaire is an 11-time Stanley Cup champion, having won eight times with the Canadiens as a player and twice as assistant general manager.

Lemaire won a gold medal as an assistant with Team Canada at the 2010 Vancouver Olympics.

A center, Lemaire's 12-year playing career with Montreal included 366 goals and 835 points in 853 regular-season games. He added 61 goals and 139 points in 145 Stanley Cup Playoff games.

The LaSalle, Quebec, native was inducted into the Hockey Hall of Fame in 1984.

NEW YORK ISLANDERS COACHING STAFF

MANAGEMENT



PIERO GRECO GOALTENDING COACH

Piero Greco joined the Islanders as Goaltending Coach on July 25, 2018.

Greco spent the previous four seasons as the Head Goaltending Coach for the Toronto Marlies, the American Hockey League affiliate of the Toronto Maple Leafs. During Greco's final season with the franchise in 2017-18, the Marlies won their first Calder Cup Championship.

Prior to working for the Marlies, Greco coached in the Ontario Hockey League with the Owen Sound Attack (2002-2004), Barrie Colts (2004-2010) and the Kitchener Rangers (2010-2013).

The Toronto, Ontario native played professionally for 12 seasons in Europe, making stops in Italy, England and Austria. Greco also played in the ECHL with the Birmingham Bulls.

THE PLAYERS



MATT DE MADO VIDEO COORDINATOR

Matt De Mado joined the Islanders organization at the start of the 2018-19 season.

De Mado spent six seasons as a video coach with the New Jersey Devils from 2011-2017. He'd previously worked in a similar capacity for the Albany Devils and Bridgeport Sound Tigers of the American Hockey League, as well as the University of New Hampshire's men's hockey team. De Mado also was a content associate at ESPN from 2009-10.

In 2017, De Mado founded ProVision Hockey, a company that uses state of the art technology to enhance critical skills in players and teaching tools for coaches.

A native of Washington, CT, De Mado is a 2008 graduate of the University of New Hampshire.

IN THE SYSTEM



COREY SMITH ASSISTANT VIDEO COORDINATOR

Corey Smith joined the Islanders organization at the start of the 2018-19 season.

Smith spent the previous two seasons as Video Coach of the Hartford Wolf Pack, American Hockey League affiliate of the New York Rangers.

From 2004 to 2016, Smith was a part of the Buffalo Sabres organization. He began his career as an Amateur Scout Intern, spent nine seasons as an Administrative Assistant Coach and two as Video Coach.

Smith played college hockey at SUNY Cortland, where he earned a Bachelor of Science in Sports Management in 2005.

NHL ENTRY DRAFT

SOUND TIGERS



MITCH KORN DIRECTOR OF GOALTENDING

Mitch Korn was named Director Of Goaltending with the Islanders on July 26, 2018. The 2019-20 season is Korn's 29th coaching in the NHL.

Prior to joining the Islanders, Korn spent four seasons with the Washington Capitals; he was their Director of Goaltending in 2017-18 and spent the previous three seasons as their Goaltending Coach. During Korn's time in Washington, the Capitals won two consecutive Presidents' Trophies (2015-16 and 2016-17) and the franchise's first Stanley Cup (2018). Under Korn's coaching, Capitals' goalie Braden Holtby won the 2015-16 Vezina Trophy as the top goaltender in the National Hockey League.

Prior to his time with Washington, Korn spent 16 seasons as the Goaltending Coach for the Nashville Predators. Under Korn's direction, Pekka Rinne was named a finalist for the Vezina Trophy in 2011 and 2012.

Before joining the Predators in 1998, Korn spent seven seasons (1991-98) with the Buffalo Sabres, working with Hockey Hall-of-Fame goalie and two-time Hart Trophy-winner Dominik Hasek. While working with Korn, Hasek captured four Vezina Trophies.

Korn began his coaching career at Kent State University in 1979 shortly after ending his playing career at the school. He worked at Miami University's Goggin Ice Center in Oxford, Ohio, coaching the school's goalies until joining the Sabres in 1991.

YEAR IN REVIEW

NEW YORK ISLANDERS HOCKEY OPERATIONS



JOANNE HOLEWA

MANAGER OF HOCKEY OPERATIONS

Joanne Holewa has been with the New York Islanders since the 1979-80 season.

A Queens native, Holewa earned an accounting degree from Hofstra University. She resides with her husband, Walter, in Garden City.

The winner of four Stanley Cups, Holewa has served under every General Manager in team history.

MANAGEMENT



KERRY GWYDIR

ASSISTANT TO THE PRESIDENT/GM

Kerry Gwydir was promoted to Assistant to the General Manager on July 19, 2006 after previously serving as the team's Assistant Manager of Hockey Operations.

A graduate of Concordia (NY) College, where he played baseball, Gwydir began his professional career interning with Major League Baseball's Office of the Commissioner. He currently resides in Huntington with his wife, Kelly.

He joined the organization as a media relations and publications intern during the 1997-98 season. Gwydir has held several titles in the Islanders hockey operations and media relations departments throughout his time with the franchise.

THE PLAYERS



DINA PASSARO

EXECUTIVE ASSISTANT TO THE PRESIDENT/GM

Dina Passaro joined the Islanders as Executive Assistant to President and General Manager Lou Lamoriello before the 2018-19 season.

A Long Island native, Passaro earned a degree in journalism from St. John's University. She currently resides in Long Beach.

IN THE SYSTEM

PROSPECTS

PLAYER DEVELOPMENT



ERIC CAIRNS

Director of Player Development



MARTY REASONER

Player Development



VLADIMIR MALAKHOV

Player Development

NHL ENTRY DRAFT

SOUND TIGERS

NEW YORK ISLANDERS TRAINING STAFF

MANAGEMENT



SEAN DONELLAN

DIRECTOR OF SPORTS PERFORMANCE

Sean Donellan returned to the New York Islanders in the 2011-12 season as the team's Director of Sports Performance, overseeing the Athletic Training and Strength and Conditioning Departments. Sean's previous time with the Islanders was spent as the Assistant Athletic Trainer and Head Strength and Conditioning Coach from 1996-2003.

From 2003-2005, Donellan moved back to his native New Jersey and worked as the Director of Sports Performance for the Ice House Athletic Performance Center in Hackensack, NJ until 2005. He then took the position of Sports Performance Director at Velocity Sports Performance in

Mahwah, NJ, where he trained numerous notable athletes such as the Green Bay Packers' Ryan Grant, NY Giants' Justin Tuck, Brandon Jacobs, Mathias Kiwanuka, Chris Canty, Jay Alford, Danny Ware and Victor Cruz, as well as Oakland Raider Kevin Boss, Los Angeles Galaxy Juan Pablo Angel, former New York Yankee Mike Stanton and the West Point Military Academy Men's Rugby Team. In November 2012, Donellan opened Ultimate Athletic Performance in Oakland, NJ.

Sean received his bachelor's degree in Exercise and Movement Science and Athletic Training from William Paterson University.

THE PLAYERS



DAMIEN HESS

HEAD ATHLETIC TRAINER

Damien Hess joined the Islanders as Head Athletic Trainer at the start of the 2014-15 season. Hess joined the team after ten seasons as Head Athletic Trainer of the AHL's Hartford Wolf Pack. Prior to his tenure in Hartford, he was the Head Athletic Trainer of the ECHL's Atlantic City Boardwalk Bullies from 2001-04.

Hess earned a B.S. in Athletic Training from West Chester University in 1998 and an M. Ed. in Athletic Training from the University of Virginia in 1999. Following his graduate studies, he served one year as an Athletic Training Fellow at the U.S. Olympic Training Center in Lake Placid, NY.

IN THE SYSTEM

NHL ENTRY DRAFT



SCOTT BOGGS

EQUIPMENT MANAGER

Scott Boggs joined the New York Islanders as Head Equipment Manager at the start of the 2006-07 season.

He came to the Islanders from the Chicago Blackhawks, where he spent the 2005-06 season as an Assistant Equipment Manager. From 2000-2005, Boggs served as the Equipment Manager for the Norfolk Admirals of the American Hockey League. He also served in that capacity for the Hampton Roads Admirals during their last two years in the ECHL, from 1998-2000.

Prior to joining that organization, Boggs worked for the Thunder Bay Thunder Cats (United Hockey League) and the Calgary Hitmen (Western Hockey League).

Boggs was named the Head Equipment Manager of Team Europe for the 2016 World Cup of Hockey in Toronto.

A native of Halifax, Nova Scotia, Boggs is a member of the society of Professional Equipment Managers.

SOUND TIGERS

YEAR IN REVIEW



DERREK DOUGLAS

STRENGTH & CONDITIONING COACH

Derrek Douglas enters his seventh season as the Strength and Conditioning Coach for the New York Islanders. Prior to joining the Islanders organization, Douglas worked for three years under current Islanders Director of Sports Performance, Sean Donellan, at Velocity Sports Performance in Mahwah, NJ.

Douglas earned a B.S. in Kinesiology at the University of Rhode Island, where he played four years of club hockey, serving two as a captain, for their ACHA National Championship ice hockey team. After a strength and

conditioning internship with URIs strength staff, Douglas interned with the United States Olympic Training Center in Chula Vista, CA, Douglas later served as a Graduate Assistant Strength and Conditioning Coach at North Dakota State University in Fargo, ND, where he worked with D-I NCAA teams, including football, basketball and track and field.


NEW YORK ISLANDERS TRAINING STAFF



JODY GREEN
Assistant Athletic Trainer



ZACH YANNES
Assistant Athletic Trainer



JIM MICCIO
Massage Therapist



LENI DICOSTANZO
Assistant Equipment Manager



KEVIN PUTZIG
Equipment Assistant

MANAGEMENT

THE PLAYERS

IN THE SYSTEM

NHL ENTRY DRAFT

SOUND TIGERS

YEAR IN REVIEW

ANALYTICS



FRANK GARDNER



TARAN SINGLETON



SAL TORNABENE



ALEX MARTYNOV

PUBLIC RELATIONS



Kimber Auerbach
Executive Director of
Communications



JESSE EISENBERG
Director of Team Services
and Communications



KELLY KEOGH
Communications
Coordinator

NEW YORK ISLANDERS SCOUTS


MANAGEMENT



DAVID CONTE
Special Assignment Scout



KEN MORROW
Director of Pro Scouting



VELLU KAUTONEN
Director of European Scouting



TRENT KLATT
Director of Amateur Scouting

THE PLAYERS



JEREMY BACHUSZ



ERIC BOULTON



PAUL CARLOW



MAREK HASCAK

IN THE SYSTEM



KEN GERNANDER



BOB HOFFMEYER



STEVE KARIYA



DERRICK KEMP

NHL ENTRY DRAFT



MATTI KAUTTO



DENNIS MAXWELL



GREG MORROW



JEFF NAPIERALA

SOUND TIGERS



JUSSI RIIHIJARVI



CHRIS O'SULLIVAN



MARIO SARACENO



ROBERT WARD

YEAR IN REVIEW



TEAM ROSTER



12 | JOSH BAILEY | FORWARD

SHOOTS: LEFT HEIGHT: 6-1 WEIGHT: 203 BIRTHDAY: 10.2.1989 BIRTHPLACE: BOWMANVILLE, ON

ISLANDERS TRANSACTIONS:

Selected by the Islanders in the first round (ninth overall) of the 2008 National Hockey League Draft. Agreed to a two-year extension on September 16, 2011. Agreed to a five-year extension on July 16, 2013. Agreed to a six-year extension on February 23, 2018.

LAST SEASON:

Recorded 56 points (16g/40a) in 82 games during his 11th season with the Islanders, good for second most on the team... Reached the 40-assist mark for the third straight season... Was one of seven Islanders to appear in all 82 games this season... Recorded the team's longest point streak (eight games) and tied for the team's longest assist streak (five games)... Led the team in shootout goals (3), SO game-deciding goals (2) and SO% (33.3)... Ranked second on the team in power-play assists (12) and third in PP points (14)... Had 10 Three-Star of the game selections, including four first-star selections... Scored his 400th NHL point on Dec. 8 at DET (assist)... Recorded his 100th Assist on March 9 vs PHI... Moved into 6th place on the Islanders all-time games list (797).

CAREER:

2017-18: Set career-highs in goals (18), assists (53), points (71) and game-winning goals (3) in 76 games during his 10th season with the Islanders...His 53 assists were second most on the team...Named to his first NHL All-Star Game...Named NHL Second Star of the Week on Nov. 6...Named NHL Third Star of the Week on Dec. 18...Named NHL Second Star of the Month for December...Skated in his 700th NHL game on March 2 vs. Montreal...Missed four games with a lower body injury from Jan. 5-18 and two games due to injury from March 27-April 3. **2016-17:** Scored 56 points (13g/43a) in 82 games during his ninth season with the Islanders... Led the team in assists and ranked second in points...Recorded 11 multi-point games...Was one of three Islanders to play in all 82 games...Posted a team season-high, six-game point streak (1g/5a) from Nov. 25 - Dec. 6...Skated in his 600th NHL game on Jan. 19 vs. Dallas...Scored his 100th NHL goal on Jan. 24 vs. Columbus...Had a three-game goal streak from Feb. 3-6...Recorded his 300th NHL point on March 24 at Pittsburgh. **2015-16:** Scored 32 points (12g/20a) in 81 games during his eighth season with the Islanders...Skated in his 500th NHL game on Nov. 30 vs. Colorado...Recorded four multi-point games...Scored in overtime on Feb. 25 at Calgary...Went 1-for-2 in shootout attempts during the season...The Islanders were 9-1-2 when he scored and 21-5-2 when he had a point. **2014-15:** Scored 41 points (15g/26a) in 70 games during his seventh season with the Islanders...Tied for sixth on the team in points...Recorded five multi-point games, including a season-high three assists on Jan. 16 vs. Pittsburgh and a three-point (1g/2a), plus-4 contest on Feb. 14 vs. Columbus...Missed 12 games throughout the season due to injury...Suffered a hand injury on Oct. 23 at Boston and missed eight games...Recorded points in four straight games (1g/3a) (interrupted by injury) from Oct. 21 - Nov. 15...Missed two games due to a lower-body injury suffered Dec. 6 at Ottawa...Missed a game due to an upper-body injury on Jan. 6 at Vancouver...Had a four-game point streak (1g/6a) from Jan. 16-27...Recorded his 200th NHL point (assist) on Feb. 3 vs. Florida... Had a four-game point streak (2g/3a) from Mar. 3-9. **2013-14:** Scored 38 points, including 30 assists in 77 games, during his sixth season with the Islanders...Scored 10 power-play points (2g/8a)...Had five multi-point games, including a season-high, three-point effort (1g/2a) on Oct. 8 vs. Phoenix...The team went 5-0-0 in Bailey's multi-point performances, four of which came in the final 16 games of the season...Was named a Star of the Game six times, including two First Star selections...Missed four games with an upper-body injury from Dec. 29 - Jan. 4...Recorded his 100th NHL assist on Mar. 7 at Calgary...Had a four-game assist streak from Feb. 6 - Mar. 1 (4a)...Had a four-game point streak (2g/4a) from Mar. 29 - Apr. 5...Appeared in his 400th career NHL game on Apr. 2 at Ottawa...Played a career-high 24:34 to lead all forwards on Apr. 8 vs. Ottawa...Scored a spin-o-rama shootout winner on Apr. 11 at New Jersey. **2012-13:** Scored 19 points (11g/8a) in 38 games during his fifth season with the Islanders...Fifteen of his points (10g/5a) came in the season's second half (24 GP: Mar. 9 - Apr. 26)...Finished third on the team in plus-minus with a career-high, plus-7 rating...Recorded four multi-point games, including a season-high, two-goal contest on Apr. 11 at Boston...Began the season with a knee injury suffered while playing in Germany during the NHL lockout...Missed the first eight games, making his season debut on Feb. 9 vs. Buffalo and posted a career-high seven shots...Appeared in his 300th NHL game on Feb. 24 vs. Carolina...Scored his 50th career goal on March 19 vs. Ottawa...Had a four-game point streak (2g/3a) from Apr. 1-6...During the NHL lockout, appeared in six games with the Bietigheim Steelers in Germany's second division, scoring 11 points (3g/8a). **2011-12:** Played 80 games during his fourth season with the Islanders, scoring 32 points (13g/19a)...Led the team and tied for fourth in the league with three short-handed goals...Tied for seventh on the team in points and ranked seventh in goals...Scored his 100th career point with a short-handed goal on Jan. 19 at Philadelphia...Left the game with back spasms on Feb. 21 and missed the next two games...Had a three-game goal-scoring streak (4g) from Feb. 28 - Mar. 3...Had a six-game point streak (3g/9a) from Mar. 17-29...Recorded a career-high three assists on Mar. 27 at Pittsburgh...Scored a career-high five points on Mar. 29 vs. Pittsburgh. **2010-11:** Scored 28 points (11g/17a) in 70 games during his third season with the Islanders...Finished seventh on the team in goals and points...Posted career highs in penalty minutes (37) and power-play goals (5), while matching his career best with two game-winning goals...Tied for seventh in the NHL with 72 takeaways...Also made his American Hockey League debut with the Bridgeport Sound Tigers, posting 17 points (6g/11a) with a plus-2 rating in 11 games...With the Islanders, scored six points (3g/3a) in the first five games of the season... Suffered a hip flexor injury on Oct. 18 at Toronto and missed two games...Was assigned to Bridgeport on Nov. 24...Was recalled from loan on Dec. 22 and posted a season-high three points (2g/1a) on Dec. 23 at New Jersey...Had a three-game assist streak from Jan. 15-20 (3a)...Received a game misconduct after his first career NHL fight (P. Dupuis) on Feb. 11 vs. Pittsburgh...Had a four-game point streak from Feb. 11-17 (2g/2a)...Posted a season-high plus-3 rating on Feb. 15 at Ottawa...Had a four-game point streak from Mar. 2-8 (1g/3a)...Played in his 200th NHL/Islanders game on Mar. 15 at NY Rangers. **2009-10:** Scored 16 goals and added 19 assists for 35 points with a plus-5 rating in his second season with the Islanders...Led the team in plus-minus rating, ranked seventh in scoring and sixth in assists...Played in his 100th NHL game on Dec. 14 vs. Florida...Recorded a season-high three points (1g/2a) on Jan. 9 at Phoenix...Scored two overtime goals: Nov. 23 at Toronto (4-3) and Mar. 27 at Columbus (4-3)...Tallied the first short-handed goal of his career on Oct. 22 at Montreal...Recorded an assist in six consecutive games from Dec. 31 - Jan. 12 and

MILESTONES:

1st NHL Game:	11/11/08 vs. PHI
1st NHL Assist/Point:	11/13/08 at OTT
1st NHL Goal:	1/2/09 at PHX (Tellqvist)
100th NHL Game:	12/14/09 vs. FLA
200th NHL Game:	3/15/11 at NYR
100th NHL Point:	1/19/12 at PHI
300th NHL Game:	2/24/13 vs. CAR
100th NHL Assist:	3/7/14 at CAL
400th NHL Game:	4/2/14 at OTT
200th NHL Point:	2/3/15 vs. FLA
500th NHL Game:	11/30/15 vs. COL
600th NHL Game:	1/19/17 vs. DAL
100th NHL Goal:	1/24/17 vs. CBJ
300th NHL Point:	3/24/17 at PIT
200th NHL Assist:	4/9/17 vs. OTT
700th NHL Game:	3/2/18 vs. MTL

SINGLE GAME HIGHS:

Goals:	3	12/14/17 at CBJ
Assists:	3 (eight times)	Last: 12/21/17 at ANA
Points:	5	3/29/12 vs. PIT
PIM:	15	2/11/11 vs. PIT
+/-:	+4	2/14/15 vs. CBJ
TOI:	24:34	4/8/14 vs. OTT

CAREER HAT TRICKS:

3g	12/14/17 at CBJ
----	-----------------

BAILEY VERSUS NHL:

TEAM	GP	G	A	PTS	PIM
ANA	15	3	8	11	0
ARI	15	4	9	13	0
BOS	33	7	8	15	4
BUF	36	4	15	19	8
CGY	16	2	6	8	0
CAR	40	7	12	19	4
CHI	16	1	3	4	4
COL	15	4	7	11	6
CBJ	29	11	10	21	2
DAL	15	2	7	9	4
DET	21	7	10	17	9
EDM	16	3	6	9	8
FLA	35	6	13	19	10
LAK	17	3	4	7	2
MIN	17	2	9	11	0
MTL	35	5	12	17	12
NSH	14	2	6	8	0
NJD	45	8	14	22	30
NYI	-	-	-	-	-
NYR	47	3	13	16	22
OTT	34	7	13	20	6
PHI	51	8	17	25	19
PIT	49	10	23	33	31
SJS	15	3	7	10	2
STL	14	1	2	3	0
TBL	32	8	12	20	10
TOR	35	6	15	21	6
VAN	15	3	5	8	0
VGK	4	0	4	4	0
WSH	44	5	11	16	8
WPG	27	5	12	17	12

12 | JOSH BAILEY | FORWARD

a point in seven consecutive games from Dec. 29 - Jan. 12 (4g/8a). Became the first Islander since Roman Hamrlik in 2000-01 to have a six-game assist streak. **2008-09:** Scored 25 points (7g/18a) in 68 games during his rookie season with the Islanders, tying for ninth on the team in scoring...Missed the first 14 games of the season with a lower-body injury...Made his NHL debut on Nov. 11 vs. Philadelphia...Recorded his first NHL assist/point on Nov. 13 at Ottawa...Scored his first NHL goal on Jan. 2 at Phoenix (M. Tellqvist)...Scored his first NHL power-play goal on Feb. 5 at Florida... Recorded his first NHL multi-goal game (2g) on Mar. 21 at Ottawa...Recorded three two-assists games: Nov. 26 vs. Pittsburgh, Jan. 29 at Atlanta and Mar. 7 vs. New Jersey.

NHL PLAYOFFS:

2019: Scored 6 points (4g/2a) in 8 games including the overtime game-winning goal in Game 1 vs Pittsburgh as the Islanders advanced to the Eastern Conference Semifinals by sweeping the Pittsburgh Penguins in their first-round series, falling to the Carolina Hurricanes in Round 2. **2016:** Scored three points (2g/1a) in nine games as the Islanders advanced to the Eastern Conference Semifinals for the first time since 1993, defeating the Florida Panthers in their first-round series and falling to the Tampa Bay Lightning in Round 2. **2015:** Finished second on the team with five points (2g/3a) during the Islanders' First Round, seven-game series against Washington. **2013:** Made his Stanley Cup Playoffs debut in his fifth season with the Islanders, recording a team-high three assists in six games during the Eastern Conference Quarterfinals against Pittsburgh.

JUNIOR:

2007-08: Finished third in the Ontario Hockey League in assists (67) and 10th in the league in points (96) during his third season of junior hockey and his second with the Windsor Spitfires...Ranked second among draft-eligible players in points...Served as an alternate captain for Windsor...Was selected to play in the 2008 OHL All-Star Classic...Tallied two goals at the 2008 Canadian Hockey League

CAREER STATISTICS:

SEASON	CLUB	REGULAR SEASON									PLAYOFFS						
		LEA	GP	G	A	PTS	PIM	PP	SH	GW	+/-	GP	G	A	PTS	PIM	+/-
2004-05	Clarington	Minor-ON69	53	59	112	38	-	-	-	-	-	-	-	-	-	-	-
2005-06	Owen Sound	OHL	55	7	19	26	8	3	0	0	-2	11	0	0	0	0	-1
2006-07	Owen Sound	OHL	27	11	15	26	8	1	3	2	-1	-	-	-	-	-	
	Windsor	OHL	42	11	24	35	16	3	1	0	-24	-	-	-	-	-	
2007-08	Windsor	OHL	67	29	67	96	32	9	0	3	+30	5	1	5	6	2	-5
2008-09	NY ISLANDERS	NHL	68	7	18	25	16	3	0	0	-14	-	-	-	-	-	
2009-10	NY ISLANDERS	NHL	73	16	19	35	18	3	1	2	+5	-	-	-	-	-	
2010-11	NY ISLANDERS	NHL	70	11	17	28	37	5	0	2	-13	-	-	-	-	-	
	Bridgeport	AHL	11	6	11	17	4	3	1	1	-13	-	-	-	-	-	
2011-12	NY ISLANDERS	NHL	80	13	19	32	32	1	3	1	-10	-	-	-	-	-	
2012-13	Bietenheim	German2	6	3	8	11	16	-	-	-	E	-	-	-	-	-	
	NY ISLANDERS	NHL	38	11	8	19	6	0	0	1	+7	6	0	3	3	0	-1
2013-14	NY ISLANDERS	NHL	77	8	30	38	26	2	0	1	-8	-	-	-	-	-	
2014-15	NY ISLANDERS	NHL	70	15	26	41	12	2	0	1	+3	7	2	3	5	0	+1
2015-16	NY ISLANDERS	NHL	81	12	20	32	22	4	0	2	-7	9	2	1	3	2	-4
2016-17	NY ISLANDERS	NHL	82	13	43	56	12	3	0	1	+5	-	-	-	-	-	
2017-18	NY ISLANDERS	NHL	76	18	53	71	17	5	0	3	-20	-	-	-	-	-	
	Canada	WC	9	1	3	4	2	1	0	0	E	-	-	-	-	-	
2018-19	NY ISLANDERS	NHL	82	16	40	56	21	2	1	4	+8	8	4	2	6	0	+2
	NY ISLANDERS TOTALS		797	140	293	433	219	30	5	18	-44	30	8	9	17	2	-2
	NHL TOTALS		797	140	293	433	219	30	5	18	-44	30	8	9	17	2	-2

MANAGEMENT

12 JOSH BAILEY

IN THE SYSTEM

NHL ENTRY DRAFT

SOUND TIGERS

YEAR IN REVIEW



13 | MATHEW BARZAL | FORWARD

SHOOTS: RIGHT **HEIGHT:** 6-0 **WEIGHT:** 189 **BIRTHDAY:** 5.26.1997 **BIRTHPLACE:** COQUITLAM, BC

ISLANDERS TRANSACTIONS:

Selected by the Islanders in the first round (16th overall) of the 2015 National Hockey League Draft. Signed a three-year, entry-level contract on September 10, 2015.

LAST SEASON:

Led the Islanders in points (62), assists (44), power-play points (18) and multi-point games (14)... Was one of seven Islanders to appear in all 82 games. Has played in every game for NYI since the start of the 2017-18 season... Named the NHL's Second Star of the Week for the week ending on Dec. 30 (5G, 1A in 2 GP)... Recorded his second-career hat trick on Dec 29 at TOR (all in second period)... Had 10 Three-Star of the game selections, including six first-star selections... Skated in his 100th NHL game on Nov. 10 at FLA... Recorded his 100th NHL point on Nov. 13 vs VAN (assist)... Recorded his 100th Assist on March 9 vs PHI.

CAREER:

2017-18: Won the Calder Memorial Trophy as the NHL's Rookie of the Year...Led the Islanders and all NHL rookies in points (85) and assists (63)...Joined D. Potvin as the only Islanders rookie to lead the team in points and assists...Tied Bryan Trottier's franchise rookie record for assists in a season...Scored the third-most rookie points in Islanders history (Trottier - 95, Mike Bossy - 91)...Recorded three five-point games: Nov. 5 vs. Colorado, Jan. 13 at NY Rangers and Feb. 9 vs. Detroit...Became the first rookie in NHL history to record two five-assist games in the same season and the second rookie ever to post three five-point contests (the last was Joe Malone in the NHL's first season)...Set the franchise rookie record with five assists in a game on Nov. 5 vs. Colorado & Feb. 9 vs. Detroit...Scored his first NHL hat trick on Dec. 23 vs. Winnipeg...Was one of four Islanders to appear in all 82 games...Named Rookie of the Month for the month of January...Recorded first NHL point (assist) on Oct. 15 at LAK...Recorded first NHL goal in Oct. 19 at NYR.

NHL PLAYOFFS

2019: Made his Stanley Cup Playoff debut and scored 7 points (2g/5a) in 8 games as the Islanders advanced to the Eastern Conference Semifinals by sweeping the Pittsburgh Penguins in their first-round series, falling to the Carolina Hurricanes in Round 2... Recorded the primary assist on Josh Bailey's overtime game-winning goal in Game 1 vs PIT.

JUNIOR:

2016-17: Made the Islanders NHL roster out of Training Camp as a 19-year-old and made his NHL debut on October 15 at Washington... Assigned to the Seattle Thunderbirds (Western Hockey League) on Nov. 9 after playing two NHL games...Led Seattle in assists (69) and ranked second in points (79) during his fourth season with the club...Added 10 goals in 41 regular season games...Ranked fourth in the WHL in assists...Added 25 points (7g/18a) in 16 WHL Playoff games, helping Seattle win the WHL Championship...Named runner-up for WHL Player of the Year (Sam Steel, Regina)...Named WHL Playoff MVP...Named WHL Player of the Month in February and Player of the Week for the week of Oct. 26. **2015-16:** Led Seattle in points (88), assists (61) and game-winning goals (8) during his third season in the WHL...Finished third on the team with 27 goals...Tied for third in the WHL in assists and game-winning goals and tied for 11th in points **2014-15:** Scored 57 points (12g/45a) in 44 games during his second season with Seattle (WHL)...Missed a portion of the season with a knee injury...Led the team in assists and finished one point shy of the team scoring lead...Added eight points (4g/4a) in six playoff games. **2013-14:** Scored 54 points (14g/40a) in 59 games as a rookie with Seattle (WHL)...Finished second on the team in assists and fourth in points...Tied for fifth in scoring among WHL rookies...Added six points (1g/5a) in nine playoff games. **2012-13:** Named BC Hockey Player of the Year after recording 103 points (29g/74a) in 34 games with the Vancouver NE Chiefs, setting a British Columbia Minor Midget Hockey League record for assists in a season and leading the league in points. **2011-12:** Won his second of back-to-back minor hockey championships with the Burnaby Winter Club, posting 153 points (55g/98a) in 51 games.

INTERNATIONAL:

Represented Canada at the 2018 World Championships in Denmark...Won silver with Team Canada at the 2017 World Junior Championships in Canada...Won bronze at the 2014 (Finland) and 2015 (Switzerland) World Under-18 Championships, leading Team Canada in scoring in 2015 with 12 points (3g/9a) in seven games...Won gold with Team Canada at the 2014 Ivan Hlinka Memorial tournament... Played for Team Canada at the 2015 World Junior Championships in Finland.

MILESTONES:

1st NHL Game:	10/15/16 at WSH
1st NHL Assist/Point:	10/15/17 at LAK
1st NHL Goal:	10/19/17 at NYR
100th NHL Game:	11/10/18 at FLA
100th NHL Point:	11/13/18 vs VAN

SINGLE GAME HIGHS:

Goals:	3 (twice)	12/29/18 at TOR
Assists:	5 (twice)	Last: 2/9/18 vs. DET
Points:	5 (3 times)	Last: 2/9/18 vs. DET
PIM:	6	10/15/16 at WSH
+/-:	+5	1/13/18 at NYR
TOI:	23:53	12/15/18 vs DET

CAREER HAT TRICKS:

3g	12/23/17 vs. WPG
3g	12/29/18 at TOR

BARZAL VERSUS NHL:

TEAM	GP	G	A	PTS	PIM
ANA	4	1	1	2	4
ARI	4	0	1	1	2
BOS	6	0	4	4	0
BUF	6	1	2	3	6
CGY	4	0	1	1	4
CAR	8	1	6	7	6
CHI	4	3	1	4	0
COL	4	0	5	5	2
CBJ	4	0	3	3	6
DAL	4	0	2	2	0
DET	6	1	10	11	2
EDM	2	1	1	2	0
FLA	6	1	1	2	6
LAK	4	1	4	5	4
MIN	4	1	3	4	2
MTL	4	2	3	5	2
NSH	4	1	3	4	0
NJD	8	2	4	6	6
NYI	-	-	-	-	-
NYR	8	4	10	14	4
OTT	6	2	5	7	2
PHI	8	4	8	12	2
PIT	8	2	4	6	6
SJS	4	0	2	2	0
STL	2	0	1	1	2
TBL	6	1	5	6	0
TOR	6	4	3	7	2
VAN	4	0	6	6	4
VGK	4	2	3	5	0
WSH	9	1	4	5	6
WPG	4	4	1	5	4

13 | MATHEW BARZAL | FORWARD

CAREER STATISTICS:

SEASON	CLUB	LEA	REGULAR SEASON								PLAYOFFS						
			GP	G	A	PTS	PIM	PP	SH	GW	+/-	GP	G	A	PTS	PIM	+/-
2011-12	Burnaby	PCBHL	51	55	98	153	-	-	-	-	-	-	-	-	-	-	-
2012-13	Vancouver	BCMML	34	29	74	103	34	-	-	-	-	3	3	3	6	8	-
	Coquitlam	BCHL	6	0	2	2	6	-	-	-	-	-	-	-	-	-	-
2013-14	Seattle	WHL	59	14	40	54	20	5	0	-	+3	9	1	5	6	4	-1
	Canada	WJC-18	7	3	1	4	6	2	0	0	E	-	-	-	-	-	-
2014-15	Seattle	WHL	44	12	45	57	20	2	1	-	+13	6	4	4	8	4	+2
	Canada	WJC-18	7	3	9	12	0	1	2	0	+2	-	-	-	-	-	-
2015-16	Seattle	WHL	58	27	61	88	58	9	0	8	+22	18	5	21	26	16	+2
	Canada	WJC	5	2	1	3	0	1	0	0	E	-	-	-	-	-	-
2016-17	NY ISLANDERS	NHL	2	0	0	0	6	0	0	0	-2	-	-	-	-	-	-
	Seattle	WHL	41	10	69	79	20	2	0	1	+32	16	7	18	25	12	+11
	Canada	WJC	7	3	5	8	4	1	1	1	+4	-	-	-	-	-	-
2017-18	NY ISLANDERS	NHL	82	22	63	85	30	5	0	4	+1	-	-	-	-	-	-
	Canada	WC	10	0	7	7	4	0	0	0	+4	-	-	-	-	-	-
2018-19	NY ISLANDERS	NHL	82	18	44	62	46	3	0	3	-5	8	2	5	7	8	+2
	NYI TOTALS		166	40	107	147	82	8	0	7	-6	8	2	5	7	8	+2
	NHL TOTALS		166	40	107	147	82	8	0	7	-6	8	2	5	7	8	+2

MANAGEMENT

13 MATHEW BARZAL

IN THE SYSTEM

NHL ENTRY DRAFT

SOUND TIGERS

YEAR IN REVIEW



18 | ANTHONY BEAUVILLIER | FORWARD

SHOOTS: LEFT **HEIGHT:** 5-11 **WEIGHT:** 182 **BIRTHDAY:** 6.8.1997 **BIRTHPLACE:** SOREL-TRACY, QC

ISLANDERS TRANSACTIONS:

Selected by the Islanders in the first round (28th overall) of the 2015 National Hockey League Draft. Signed a three-year, entry-level contract on October 23, 2015. Agreed to terms on a 2-year deal on Aug. 28, 2019.

LAST SEASON:

Recorded 28 points (18G, 10A) in 81 games during his third NHL season... Recorded his first career hat-trick and a career-high four points (3G, 1A) on Nov. 15 vs NYR... The team was 20-3-1 when he recorded at least one point in the game... Skated in his 200th Game on March 1 vs WSH.

CAREER:

2017-18: Set career-highs in goals (21), points (36), power-play goals (3) and games (71) and tied a career-high in assists (15) during his second season in the NHL... Scored 29 of his 36 points and a team-leading 17 goals after Jan. 1... Registered three, three-point nights and four, two-goal games... Recorded the first multi-goal game of his career on Jan. 13 at NY Rangers... Played in his 100th NHL game on Jan. 15 at Montreal... Became the first Islanders in six seasons to post a five-game goal streak from March 27- April 5. **2016-17:** Recorded 24 points (9g/15a) in 66 games during his rookie season... Made the Islanders 23-man roster out of training camp as a 19-year-old... Made his NHL debut and recorded his first NHL point/assist on Oct. 13 at NY Rangers... Recorded his first NHL goal on Oct. 18 vs. San Jose... Recorded his first multi-point game on Oct. 23 vs. Minnesota... Scored the game-winning goal in his hometown debut on Feb. 23 at Montreal.

JUNIOR:

2015-16: Scored 79 points (40 goals, 39 assists) in just 47 games during his third season with the Shawinigan Cataractes of the Quebec Major Junior Hockey League... Served as team captain... Led the team in power-play goals (15) and short-handed goals (2)... Finished second on the team in points and goals... Placed eighth amongst QMJHL goal scorers... Led the Cataractes in postseason scoring and finished second in the QMJHL with 30 points (15g/15a) in 21 games, as Shawinigan advanced to the QMJHL Finals, falling to the Rouyn-Norand Huskies. **2014-15:** Led Shawinigan in goals (42), assists (52) and points (94) during his second QMJHL season... Finished eighth in the league in points, ninth in goals and 10th in assists... Led the QMJHL in faceoff wins (922), finishing with a 58.7 percent efficiency... Tied for fourth in the league with eight game-winning goals... Added seven points (2g/5a) in seven playoff games. **2013-14:** Led Shawinigan in scoring with 33 points (9g/24a) in 64 games in his rookie QMJHL season. **2012-13:** Led Quebec's Midget AAA league in goals (39) and points (64) in 41 games with College Antoine-Girouard.

INTERNATIONAL:

Represented Canada at the 2018 World Championships in Denmark... Won gold with Team Canada at the 2014 Ivan Hlinka Memorial tournament and won bronze at the 2015 World Under-18 Championships (Switzerland)... Represented Canada at the 2016 World Junior Championships in Finland... Played on Team Canada-Quebec at the 2014 World Under-17 Hockey Challenge, scoring four points (2g/2a), while serving as alternate captain.

MILESTONES:

1st NHL Game:	10/13/16 at NYR
1st NHL Assist/Point:	10/13/16 at NYR
1st NHL Goal:	10/18/16 vs. SJS (Dell)
100th NHL Game:	1/15/18 at MTL
200th NHL Game:	3/1/19 vs WSH

SINGLE GAME HIGHS:

Goals:	3	11/15/18 vs NYR
Assists:	2 (five times)	Last: 4/3/18 vs. PHI
Points:	4	11/15/18 vs NYR
PIM:	4	3/26/18 vs. FLA
+/-:	+5	1/13/18 at NYR
TOI:	20:20	11/23/18 at NJD

BEAUVILLIER VERSUS NHL:

TEAM	GP	G	A	PTS	PIM
ANA	5	0	1	1	4
ARI	5	3	1	4	0
BOS	8	0	0	0	2
BUF	9	4	0	4	2
CGY	6	1	0	1	0
CAR	13	2	3	5	0
CHI	5	2	1	3	0
COL	5	0	0	0	0
CBJ	9	1	2	3	0
DAL	5	1	0	1	2
DET	8	1	0	1	2
EDM	6	0	0	0	2
FLA	8	0	1	1	4
LAK	5	0	0	0	2
MIN	6	2	2	4	0
MTL	9	2	2	4	0
NSH	6	0	2	2	0
NJD	12	4	4	8	2
NYI	-	-	-	-	-
NYR	10	7	6	13	2
OTT	8	4	1	5	0
PHI	10	2	3	5	0
PIT	11	2	1	3	0
SJS	4	1	0	1	0
STL	5	1	1	2	2
TBL	8	2	1	3	0
TOR	9	2	4	6	0
VAN	5	2	0	2	0
VGK	4	1	1	2	2
WSH	11	0	2	2	6
WPG	3	1	1	2	0

18 | ANTHONY BEAUVILLIER | FORWARD

CAREER STATISTICS:

SEASON	CLUB	REGULAR SEASON										PLAYOFFS					
		LEA	GP	G	A	PTS	PIM	PP	SH	GW	+/-	GP	G	A	PTS	PIM	+/-
2010-11	Richelieu	RICBAA	34	29	25	54	44	-	-	-	-	-	-	-	-	-	-
2011-12	College Antoine-Girouard	QMEAA	27	27	13	40	52	-	-	-	-	-	-	-	-	-	
	College Antoine-Girouard	QMAAA	9	1	1	2	4	-	-	-	-	1	0	0	0	-	
2012-13	College Antoine-Girouard	QMAAA	41	39	25	64	22	-	-	-	-	13	5	10	15	24	
2013-14	Shawinigan	QMJHL	64	9	24	33	26	16	4	8	+16	7	2	5	7	14	+1
	Canada Quebec	WHC-17	6	2	2	4	6	-	-	-	-	-	-	-	-	-	
2014-15	Shawinigan	QMJHL	67	42	52	94	72	16	4	-	+16	7	2	5	7	14	+1
	Canada	WJC-18	6	3	0	3	2	2	0	1	E	-	-	-	-	-	
2015-16	Shawinigan	QMJHL	47	40	39	79	57	15	2	-	+21	21	15	15	30	16	+12
	Canada	WJC	5	1	0	1	2	0	0	0	E	-	-	-	-	-	
2016-17	NY ISLANDERS	NHL	66	9	15	24	10	0	0	2	+1	-	-	-	-	-	
2017-18	NY ISLANDERS	NHL	71	21	15	36	16	3	0	2	+2	-	-	-	-	-	
	Canada	WC	9	2	1	3	10	0	0	0	+4	-	-	-	-	-	
2018-19	NY ISLANDERS	NHL	81	18	10	28	8	1	0	4	+1	8	1	1	2	0	E
	NY ISLANDERS TOTALS		218	48	40	88	34	4	0	8	+4	8	1	1	2	0	E
	NHL TOTALS		218	48	40	88	34	4	0	8	+4	8	1	1	2	0	E

MANAGEMENT

18 ANTHONY BEAUVILLIER

IN THE SYSTEM

NHL ENTRY DRAFT

SOUND TIGERS

YEAR IN REVIEW



55 | JOHNNY BOYCHUK | DEFENSEMAN

SHOOTS: RIGHT HEIGHT: 6-2 WEIGHT: 227 BIRTHDAY: 1.19.1984 BIRTHPLACE: EDMONTON, AB

ISLANDERS TRANSACTIONS:

Acquired from the Boston Bruins on October 4, 2014 in exchange for second-round draft picks in 2015 and 2016, and a conditional third-round draft pick in 2015. Agreed to a seven-year contract on March 12, 2015.

CAREER TRANSACTIONS:

Selected by Colorado in the third round (61st overall) of the 2002 National Hockey League Draft. Agreed to a one-year deal with Colorado on June 13, 2007. Traded to Boston in exchange for Matt Hendricks on June 24, 2008. Agreed to a one-year deal with Boston on July 1, 2009. Agreed to a four-year deal with Boston on June 24, 2010.

LAST SEASON:

Posted 19 points (3g/16a) in 74 games during his fifth season with the Islanders... Ranked third on the team with 120 blocked shots... Ranked second among team defensemen in shots on goal (157)... Played in his 600th NHL game on Nov. 3 vs NJD.

CAREER:

2017-18: Recorded 18 points (6g/12a) in 58 games during his ninth full NHL campaign and fourth season with the Islanders... Scored a career-high three game-winning goals... Missed 24 games due to injury, including an 18-game stretch from Dec 9 - Feb. 9 with an upper-body ailment... Posted a single-game career-best plus-5 rating on Nov. 16 vs. Carolina and Mar. 11 at Calgary... Matched his career-high with a three-point game on March 11 at Calgary. **2016-17:** Posted 23 points (6g/17a) in 66 games during his third season with the Islanders... Recorded his 100th NHL assist on Oct. 21 vs. Arizona... Skated in his 500th NHL game on Jan. 7 at Arizona... The Islanders went 9-4-1 when Boychuk led the team in time on ice... Missed 16 games due to injury, including 12 games with a lower body ailment from March 5-27. **2015-16:** Matched a career high with nine goals and added 16 assists in 70 games during his second season with the Islanders and his seventh full NHL campaign... Led the team with a plus-17 rating... Skated in his 400th career NHL game on Oct. 23 vs BOS... Missed 11 games with an upper-body injury from Jan. 2 - Feb. 4... Recorded his first NHL multi-goal game on March 6 vs. NYR... The Islanders were 17-4-1 when he scored a point. **2014-15:** Established career highs in goals (9), assists (26), points (35) and power-play goals (5) in 72 games during his first season with the Islanders... Finished second on the team in average time on ice (21:40)... Led the Islanders and placed 20th in the NHL with 149 blocked shots... Ranked second amongst Islander defensemen in points, goals and plus-minus rating (+15)... Tied for fourth on the Islanders with 15 power-play points (5g/10a)... Had a career-high, three-point game in his Islanders debut on Oct. 10 at Carolina... Opened the season with a three-game point streak (2g/4a) from Oct. 10-14... Suffered a lower-body injury on Nov. 6 at Los Angeles and missed one game... Suffered an upper-body injury on Nov. 26 vs. Washington and missed nine games... Scored his first career OT goal on Dec. 29 vs. Washington... Had two assists and matched his career high with a plus-4 rating on Jan. 19 vs. Philadelphia... Recorded his 100th career point (assist) on Jan. 29 vs. Boston... Agreed to a seven-year deal on Mar. 12. **2013-14:** Scored 23 points (5g/18a) in 75 games during his fifth full NHL season and his final year with the Boston Bruins... Tied for second among NHL defensemen in plus-minus rating (+31) and tied for the seventh-best mark in the league... Had one multiple-point game, a two-point (1g/1a) effort on Mar. 8 at Tampa Bay... Played his 300th NHL game on Feb. 26 at Buffalo... Missed six games to injuries and did not dress for one game (returned home for birth of twin daughters). **2012-13:** Scored six points (1g/5a) in 46-games during the work-stoppage-shortened season... Played 15 games with Salzburg in Austria (2g/6a)... With Boston, missed three games to injury... His lone goal of the season on his 29th birthday, Jan. 19 vs. the NY Rangers... Played his 200th game as a Bruin on Jan. 21 vs. Winnipeg... Took his first NHL penalty shot on Apr. 10 at New Jersey (unsuccessful vs. Martin Brodeur). **2011-12:** Played a career-high 77 games during his third full NHL season with Boston... Finished eighth in the NHL and third among defensemen in plus-minus rating with a plus-27 mark... Established a career high in penalty minutes (53)... Matched his single-game high in penalty minutes with 17 on Dec. 17 at Philadelphia... Had points in consecutive games on three occasions, including goals in back-to-back contests (Mar. 8-10) for the first time in his career... Played his 200th NHL game on Mar. 31 at NY Islanders... Missed five games due to illness/injury. **2010-11:** Scored 16 points (3g/13a) in 69 games with Boston during his sophomore campaign... Recorded his third career multiple-point game (1g/1a) on Mar. 24 vs. Montreal... Had a career-best three-game assist and point streak from Oct. 16-21 (0g/3a)... Played his 100th NHL game on Feb. 9 vs. Montreal... Missed ten games to injury and did not dress in three other games. **2009-10:** Scored 15 points (5g/10a) in 51 games during his rookie season with Boston and his sixth professional campaign... Had two multi-point games, both career-highs for assists and points, with two assists each on Jan. 5 vs. Ottawa and Jan. 16 in Los Angeles... Had points in consecutive games on four occasions... Scored his first NHL goal and point on Dec. 5 vs. Toronto and his first NHL assist on Dec. 10 vs. Toronto... Had a two-game conditioning stint with the Providence Bruins (AHL) from Dec. 2-5... Played a career-high 28-49 TOI on Apr. 8 vs. Buffalo... Missed five games to injury and did not dress for 24 other games. **2008-09:** Won the AHL's Eddie Shore Award for most-outstanding defenseman, as voted by the coaches, players and media members... Led Providence (AHL) in scoring with 66 points (20g/46a) in 78 games during his first season in the Bruins organization and his fifth professional season... Named a First Team AHL All-Star... Set a Providence club record for points by a defenseman while leading all AHL defensemen in scoring... Named team MVP and Best Defenseman... Was voted into the starting lineup for the Canadian team at the 2009 AHL All-Star Classic... Played one NHL game with Boston... Added eight points (3g/5a) in 16 AHL post-season games. **2007-08:** Spent the majority of his fourth professional season with the Lake Erie Monsters (AHL), scoring 26 points (8g/18a) in 60 games... Finished second among team defensemen in scoring and led all club blueliners in power-play points with 17... Recalled twice to Colorado, playing four scoreless games... Made his NHL debut on Jan. 5 vs. the Islanders. **2006-07:** Scored 28 points (10g/18a) in 28 games with the Albany River Rats (AHL)... Recorded 125 penalty minutes, the most in any season during his professional and amateur career... Was the only player on the team to play in all 80 games... Added two points (1g/1a) in five Calder Cup Playoff games. **2005-06:** Led the Lowell Lock Monsters (AHL) in games played with 74 during his second professional campaign... Scored 32 points (6g/26a) with 73 penalty minutes. **2004-05:** Played

MILESTONES:

1st NHL Game:	1/5/08 vs. NYI
1st NHL Goal/Point:	12/5/09 vs. TOR
1st NHL Assist:	12/10/09 vs. TOR
100th NHL Game:	2/9/11 vs. MTL
200th NHL Game:	3/31/12 at NYI
300th NHL Game:	2/26/14 at BUF
400th NHL Game:	10/23/15 vs. BOS
100th NHL Assist:	10/21/16 vs. ARI
500th NHL Game:	1/7/17 at ARI
600th NHL Game:	11/03/18 vs NJD

SINGLE GAME HIGHS:

Goals:	2	3/6/16 vs. NYR
Assists:	2 (13 times)	Last: 01/10/19 at NYR
Points:	3 (twice)	Last: 3/11/18 at CGY
PIM:	17 (twice)	Last: 12/17/11 at PHI
+/-:	+5 (twice)	Last: 3/11/18 at CGY
TOI:	28:49	4/8/10 vs. BUF

BOYCHUK VERSUS NHL:

TEAM	GP	G	A	PTS	PIM
ANA	15	0	2	2	6
ARI	14	2	5	7	11
BOS	10	1	3	4	4
BUF	37	1	5	6	24
CGY	14	1	4	5	17
CAR	35	6	10	16	12
CHI	15	2	7	9	5
COL	13	3	5	8	4
CBJ	24	0	4	4	16
DAL	12	0	0	0	8
DET	20	2	4	6	14
EDM	13	3	3	6	4
FLA	31	0	1	1	9
LAK	17	2	4	6	8
MIN	10	1	3	4	6
MTL	32	1	4	5	32
NSH	12	2	4	6	2
NJD	29	0	7	7	16
NYI	16	0	2	2	4
NYR	32	5	11	16	8
OTT	31	3	9	11	22
PHI	34	3	5	8	39
PIT	30	1	4	5	4
SJS	15	2	2	4	0
STL	10	1	2	3	6
TBL	33	4	6	10	12
TOR	34	4	6	10	10
VAN	13	0	6	6	2
VGK	3	0	2	2	0
WSH	33	3	5	8	4
WPG	24	0	8	8	6

55 | JOHNNY BOYCHUK | DEFENSEMAN

his first professional season with the Hershey Bears (AHL), scoring 15 points (3g/12a) and 69 PIM in 80 games...Led team defensemen in games played.

NHL PLAYOFFS:

2019: Appeared in all four games and recorded an assist in the Islanders First Round series sweep of the Pittsburgh Penguins. **2016:** Competed in the Stanley Cup Playoffs for the seventh consecutive year, appearing in 11 games as the Islanders advanced to the Eastern Conference Semifinals for the first time since 1993, defeating the Florida Panthers in their first-round series, falling to the Tampa Bay Lightning in Round 2. **2015:** Recorded two assists in seven games during the Islanders First Round series against Washington. **2014:** Helped Boston advance to the Conference Semifinals before losing in seven games to Montreal. Scored two points (1g/1a) in 12 playoff games with a plus-3 rating. **2013:** Helped Boston reach the Stanley Cup Final for the second time in three years, losing in six games to Chicago. Scored seven points, including a playoff career-high six goals, in 22 games. Played a career-high 41:37 on June 12 in a triple-overtime game in Chicago. **2012:** Scored three points (1g/2a) as Boston fell in the Eastern Conference Quarterfinals to Washington in seven games...Posted his first career multiple-point postseason game (1g/1a) on Apr. 21 vs. Washington. **2011:** Won the Stanley Cup with Boston, defeating Vancouver in seven games...Established playoff career highs in points (9), assists (6) and games (25)...Had a three-game playoff point streak from May 4-14 (2g/1a). **2010:** Made his Stanley Cup Playoff debut, scoring six points (2g/4a) in 13 games as the Bruins advanced to the Conference Semifinals, falling in seven games to Philadelphia. Played his first NHL playoff game on Apr. 15 in Buffalo...Recorded his first NHL playoff point with an assist on Apr. 17 at Buffalo...Scored his first career NHL playoff goal on Apr. 23 in Buffalo.

INTERNATIONAL:

Played for Team Canada at the 2002 Under-18 World Junior Championships, scoring one goal in five games.

JUNIOR:

Played four seasons of Canadian Junior Hockey in the Western Hockey League with the Calgary Hitmen and Moose Jaw Warriors...Totaled 133 points (38g/95a) with 307 PIM in 265 career junior games... Named Calgary's Rookie of the Year in 2000-01...Led Moose Jaw in playoff scoring in 2003-04 and was named team playoff MVP... Won the Hardest Shot competition at the NHL's 2002 Top Prospects Skills

CAREER STATISTICS:

SEASON	CLUB	REGULAR SEASON										PLAYOFFS						
		LEA	GP	G	A	PTS	PIM	PP	SH	GW	+/-	GP	G	A	PTS	PIM	+/-	
1998-98	MLAC Bantam AAA	AMBHL	36	8	20	28	59	-	-	-	-	-	-	-	-	-	-	
1999-00	MLAC Midget AAA	AMHL	35	6	17	23	59	-	-	-	-	-	-	-	-	-		
2000-01	Calgary	WHL	66	4	8	12	61	1	0	-	+18	12	1	1	2	17	+2	
2001-02	Calgary	WHL	70	8	32	40	85	1	0	-	+12	7	1	1	2	6	-2	
	Canada	WJC-18	5	1	0	1	8	0	0	-	+9	-	-	-	-	-	-	
2002-03	Calgary	WHL	40	8	18	26	58	2	1	-	+5	-	-	-	-	-	-	
	Moose Jaw	WHL	27	5	17	22	32	2	0	-	+20	13	2	6	8	29	1	
2003-04	Moose Jaw	WHL	62	13	20	33	71	8	0	-	+9	10	1	9	10	9	+8	
2004-05	Hershey	AHL	80	3	12	15	69	-	-	-	+13	-	-	-	-	-	-	
2005-06	Lowell	AHL	74	6	26	32	73	4	0	-	-18	-	-	-	-	-	-	
2006-07	Albany	AHL	80	10	18	28	125	4	0	-	-8	5	1	1	2	4	+2	
2007-08	Colorado	NHL	4	0	0	0	0	0	0	0	+1	-	-	-	-	-	-	
	Lake Erie	AHL	60	8	18	26	63	7	0	-	-6	-	-	-	-	-	-	
2008-09	BOSTON	NHL	1	0	0	0	0	0	0	0	E	-	-	-	-	-	-	
	Providence	AHL	78	20	46	66	61	10	1	-	+19	16	3	5	8	19	-5	
2009-10	BOSTON	NHL	51	5	10	15	43	0	0	0	+10	13	2	4	6	6	E	
	Providence	AHL	2	1	0	1	0	1	0	-	E	-	-	-	-	-	-	
2010-11	BOSTON	NHL	69	3	13	16	45	1	0	1	+15	25	3	6	9	12	+12	
2011-12	BOSTON	NHL	77	5	10	15	53	0	0	2	+27	7	1	2	3	4	+1	
2012-13	EC Salzburg	Austria	15	2	6	8	2	-	-	-	+11	-	-	-	-	-	-	
	BOSTON	NHL	44	1	5	6	12	0	0	0	+5	22	6	1	7	10	+4	
2013-14	BOSTON	NHL	75	5	18	23	45	0	0	1	+31	12	1	1	2	2	+3	
2014-15	NY ISLANDERS	NHL	72	9	26	35	14	5	0	1	+15	7	0	2	2	2	-1	
2015-16	NY ISLANDERS	NHL	70	9	16	25	31	1	0	1	+17	11	0	0	0	4	-7	
2016-17	NY ISLANDERS	NHL	66	6	17	23	19	1	1	2	+11	-	-	-	-	-	-	
2017-18	NY ISLANDERS	NHL	58	6	12	18	30	2	0	3	-8	-	-	-	-	-	-	
2018-19	NY ISLANDERS	NHL	74	3	16	19	25	1	0	1	+10	4	0	1	1	0	+2	
NY ISLANDERS TOTALS			340	33	87	120	119	10	1	8	+45	22	0	3	3	6	-6	
NHL TOTALS			661	52	143	195	317	11	1	12	+134	101	13	17	30	40	+14	

MANAGEMENT

55 JOHNNY BOYCHUK

IN THE SYSTEM

NHL ENTRY DRAFT

SOUND TIGERS

YEAR IN REVIEW



10 | DERICK BRASSARD | FORWARD

SHOOTS: LEFT **HEIGHT:** 6'1 **WEIGHT:** 197 **BIRTHDAY:** 09.22.1987 **BIRTHPLACE:** Hull, QC

ISLANDERS TRANSACTIONS:

Signed a 1-year contact on Aug. 22, 2019.

LAST SEASON:

Split his 12th NHL season between the Pittsburgh Penguins, Florida Panthers and Colorado Avalanche... Started the season and scored 15 points (9g/6a) in 40 games with Penguins... Added four points (1g/ 3a) in 10 games with Florida... Finished the season and added four goals in 20 games with Colorado... Finished the season with a combined 14 goals, nine assists in 70 games with three teams.

CAREER:

2017-18: Split the 2017-18 campaign between the Ottawa Senators and Pittsburgh Penguins... Posted 38 points (18g/ 20a) in 58 games with the Senators... Added eight points (3g/ 5a) in 14 games with the Penguins. **2016-17:** Recorded the first point, goal and multi-point(1g/1a) game of his Senators career while making his team debut in its season opener on Oct. 12 vs. Toronto... Ranked third among Senators and established a new career high in shots (195)... Matched NHL career highs in games (81) and plus/minus (+12)... Played in the 600th game of his NHL career on Jan. 1 at Washington... Recorded 11 points (4g/7a) while appearing in all of the team's 19 playoff games. **2015-16:** Established new career highs in goals (27), power-play goals (8), game-winning goals (5), average time-on-ice (17:53) and face-off win percentage (50.2) while tied his career-high in plus/minus with a rating of plus-12... Tied a single-game career high with three assists on two occasions... Skated in his 500th career NHL game Nov. 15 at Ottawa... Recorded his 300th career NHL point with an assist on Nov. 25 vs. Montreal... Recorded his 200th career NHL assist on Dec. 22 vs. Anaheim... Established a single-game career high with five points (2g/3a) on Jan. 25 vs. Buffalo. **2015-16:** Established new career highs in goals (27), power-play goals (eight), game-winning goals (five), average time-on-ice (17:53) and face-off win percentage (50.2) while tied his career-high in plus/minus with a rating of plus-12... Tied a single-game career high with three assists on two occasions... Skated in his 500th career NHL game on Nov. 14 at Ottawa... Recorded his 300th career NHL point with an assist on Nov. 25 vs. Montreal... Recorded his 200th career NHL assist on Dec. 22 vs. Anaheim... Established a single-game career high with five points (two goals, three assists) on Jan. 25 vs. Buffalo. **2014-15:** Established new career highs in assists (41) and points (60)... Registered his 100th career NHL goal on 4/11/15 at Washington... Established playoff career highs in goals (nine) and points (16) over 19 games... Became the first Rangers forward to record at least 16 points in one year in the playoffs since Wayne Gretzky (20 in 1997). **2013-14:** Registered his 200th career NHL point with an assist on 12/29/13 at Tampa Bay... Skated in his 400th career NHL game on 4/5/14 at Ottawa... Established a playoff career high by appearing in 23 of the Rangers' 25 post-season contests. **2012-13:** Split the season between the Rangers and Columbus... Recorded four points (1g/ 3a) while making his Rangers debut on 4/3/13 vs. Pittsburgh... Registered seven goals and 18 points over 34 games with Columbus before being traded to NY Rangers... Earned 12 points (2g/ 10a) over the first 12 games of his NHL post-season career... Tallied four goals and one assist in six games with EC Red Bull Salzburg of the Erste Bank Eishockey Liga (EBEL) prior to the start of the NHL season. **2010-11:** Established a career high in shots on goal (183) while ranking third among Blue Jackets with 47 points. **2009-10:** Ranked sixth on the club in points (36) in his first full NHL season with Columbus. **2008-09:** Led all NHL rookies in points before suffering a season-ending shoulder injury on Dec. 18 at Dallas... Tallied at least one point in 15 of his first 18 games of the season, registering 19 points (8g/ 1a) over that span... Recorded his first career NHL game-winning goal on Nov. 8 vs. Calgary. **2007-08:** Made his NHL debut on Jan. 11 vs. St. Louis... Recorded his first career NHL point with an assist on Jan. 20 at Colorado... Tallied his first career NHL goal on Feb. 2 vs. Minnesota... Tied for third among American Hockey League rookies in assists (36) and tied for fourth among AHL rookies in points (51) in his first professional season with Columbus' American Hockey League affiliate, the Syracuse Crunch.

NHL PLAYOFFS:

2019: Recorded an assist in nine post-season games with the Colorado Avalanche. **2018:** Posted four points (1g. 3a) in 12 games during his first post-season with the Penguins. **2017:** Recorded 11 points (4g/7a) in 19 post-season games en route to the Eastern Conference Finals with Ottawa. **2016:** Recorded four points (1g/3a) in five post-season games with the NY Rangers. **2015:** Recorded his first career NHL hat-trick and established single-game playoff career-highs with five points (3g/ 2a) in Game 6 of the NY Rangers Eastern Conference final series on May 26 at Tampa Bay... Helped the Rangers reach the Eastern Conference Final for the second straight season. **2014:** Set a post-season career-high by appearing in 23 playoff games with the Rangers before losing to the LA Kings in the Stanley Cup Final in five games... Recorded 12 points (6g/6a) in 23 playoff games. **2013:** Made NHL post-season debut May 2 at WSH... Set a career-high with 10 post-season assists... Added two goals in 12 playoff games with NYR.

JUNIORS:

2006-07: Registered 25 points (six goals, 19 assists) in 14 regular-season games with Drummondville of the Quebec Major Junior Hockey League, and 24 points (nine goals, 15 assists) over 24 playoff games. **2005-06:** Established QMJHL career highs in goals (44), assists (72), and points (116) during his second season in the QMJHL... Was named a First Team QMJHL All-Star. **2004-05:** Was named the QMJHL Rookie of the Year after registering 76 points (25 goals, 51 assists) over 69 games with the Voltigeurs.

INTERNATIONAL:

Led the team with 11 points (5g/ 6a) in 10 games while help Canada win the 2016 World Championships gold medal in Russia... Recorded four assists and won a silver medal while representing Canada at the 2005 Under-18 World Junior Championships.

MILESTONES:

1st NHL Game:	01/11/08 vs STL
1st NHL Assist/Point:	01/20/08 at COL
1st NHL Goal:	02/02/08 at MIN
100th NHL Game:	01/21/10 at BOS
100th NHL Point:	02/08/11 at PIT
200th NHL Game:	04/08/11 at NSH
200th NHL Point:	12/29/12 at TBL
300th NHL Game:	04/08/13 at TOR
100th NHL Goal:	04/11/15 at WSH
400th NHL Game:	10/23/15 vs BOS
500th NHL Game:	11/04/15 at WSH
300th NHL Point:	11/25/15 vs MTL
200th NHL Assist:	12/22/15 vs ANA
100th NHL Assist:	03/08/16 at BUF
400th NHL Point:	12/12/17 vs BUF
600th NHL Game:	01/01/17 at WSH
700th NHL Game:	02/19/18 at NSH

SINGLE GAME HIGHS:

Goals:	2 (eight times)	Last: 12/27/18 vs DET
Assists:	3 (six times)	Last: 10/25/18 at CGY
Points:	5	01/25/16 vs BUF
PIM:	15	01/28/19 vs NJD
+/-:	+4 (three times)	Last: 10/21/17 vs TOR
TOI:	23:30 (twice)	Last: 10/27/17 at NJD

BRASSARD VERSUS NHL:

TEAM	GP	G	A	PTS	PIM
ANA	30	14	5	19	25
ARI	30	8	10	18	20
BOS	23	5	4	9	8
BUF	26	9	14	23	6
CGY	24	6	12	18	4
CAR	25	3	5	8	10
CHI	38	12	10	22	12
COL	37	6	12	18	8
CBJ	17	3	4	7	0
DAL	31	5	6	11	21
DET	43	10	11	21	36
EDM	26	8	8	16	10
FLA	22	9	4	13	8
LAK	28	2	7	9	6
MIN	28	5	12	17	8
MTL	26	5	10	15	14
NSH	32	4	13	17	20
NJD	26	4	10	14	27
NYI	28	6	10	16	12
NYR	12	3	5	8	2
OTT	14	3	4	7	14
PHI	25	9	2	11	13
PIT	24	7	14	21	19
SJS	28	2	12	14	19
STL	33	4	19	23	18
TBL	21	3	10	13	8
TOR	24	10	11	21	14
VAN	27	1	9	10	8
VGK	5	0	3	3	4
WSH	27	6	13	19	8
WPG	16	3	7	10	8

10 | DERICK BRASSARD | FORWARD

CAREER STATISTICS:

SEASON	REGULAR SEASON											PLAYOFFS					
	CLUB	LEA	GP	G	A	PTS	PIM	PP	SH	GW	+/-	GP	G	A	PTS	PIM	+/-
2003-04	Drummondville	QMJHL	10	0	1	1	0	0	0	0	-1	7	0	0	0	0	-2
2004-05	Drummondville	QMJHL	69	25	51	76	25	9	0	2	-1	6	1	5	6	6	-
	Canada	WJC-U18	6	0	4	4	6	0	0	0	-	-	-	-	-	-	-
2005-06	Drummondville	QMJHL	58	44	72	116	92	23	2	6	+19	7	5	4	9	10	-
2006-07	Drummondville	QMJHL	14	6	19	25	24	3	0	1	+6	12	9	15	24	12	+4
2007-08	Columbus	NHL	17	1	1	2	6	0	0	0	-4	-	-	-	-	-	-
	Syracuse	AHL	42	15	36	51	51	0	0	0	+9	13	4	9	13	10	-2
2008-09	Columbus	NHL	31	10	15	25	17	3	0	1	+12	-	-	-	-	-	-
2009-10	Columbus	NHL	79	9	27	36	48	10	0	0	-17	-	-	-	-	-	-
2010-11	Columbus	NHL	74	17	30	47	55	16	0	3	-11	-	-	-	-	-	-
2011-12	Columbus	NHL	74	14	27	41	42	5	0	3	-20	-	-	-	-	-	-
2012-13	Columbus	NHL	34	7	11	18	16	7	0	1	-2	-	-	-	-	-	-
	NY Rangers	NHL	13	5	6	11	0	2	0	0	+3	12	2	10	12	2	+1
2013-14	NY Rangers	NHL	81	18	27	45	46	18	0	4	+2	23	6	6	12	8	+4
2014-15	NY Rangers	NHL	80	19	41	60	34	6	0	3	+9	19	9	7	16	20	+9
2015-16	NY Rangers	NHL	80	27	31	58	30	8	0	5	+12	5	1	3	4	0	-1
	Canada	WC	10	5	6	11	4	2	0	1	+9	-	-	-	-	-	-
2016-17	Ottawa	NHL	81	14	25	39	24	3	0	3	+12	19	4	7	11	8	-3
2017-18	Ottawa	NHL	58	18	20	38	30	4	0	2	-1	-	-	-	-	-	-
	Pittsburgh	NHL	14	3	5	8	4	1	0	1	+1	12	1	3	4	4	-1
2018-19	Pittsburgh	NHL	40	9	6	15	29	0	0	0	-6	-	-	-	-	-	-
	Florida	NHL	10	1	3	4	2	0	0	0	-6	-	-	-	-	-	-
	Colorado	NHL	20	4	0	4	8	2	0	0	-7	9	0	1	1	8	-2
NHL TOTALS			786	176	275	451	391	52	0	26	-23	99	23	37	60	50	+7

MANAGEMENT

12 DERICK BRASSARD

IN THE SYSTEM

NHL DRAFT

SOUND TIGERS

YEAR IN REVIEW



53 | CASEY CIZIKAS | FORWARD

SHOOTS: LEFT HEIGHT: 5-11 WEIGHT: 200 BIRTHDAY: 2.27.1991 BIRTHPLACE: TORONTO, ON

ISLANDERS TRANSACTIONS:

Selected by the Islanders in the fourth round (92nd overall) of the 2009 National Hockey League Draft. Agreed to a three-year, entry-level contract on May 31, 2011. Agreed to a two-year deal on July 15, 2014. Agreed to a five-year deal on May 31, 2016.

LAST SEASON:

Posted career-highs in goals (20) and points (33) in 73 games during his seventh NHL season... Co-led the Islanders with a career-high plus-22 rating... Led the team and tied his career-high with two short-handed goals and three short-handed points... One of eight players in franchise history to score 20-goals without scoring a single power-play goal... The Islanders went 35-16-6 when the forward line of Clutterbuck, Cizikas & Martin was in the lineup... The team was 22-3-1 when he recorded a point... Missed nine games throughout the season due to injuries (three instances).

CAREER:

2017-18: Recorded 17 points (7g/10a) in 64 games during his seventh season with the Islanders...Ranked third on the team in hits (128)...Recorded his first two-goal and three-point game on Oct. 7 vs. Buffalo...Skated in his 400th NHL game on Feb. 19 vs. Minnesota...Missed 17 games due to injury. **2016-17:** Recorded 25 points (8g/17a) in 59 games during his sixth season with the Islanders...Played in his 300th NHL game on Nov. 1 vs. Tampa Bay...Recorded his 100th point on Jan. 31 vs. Washington...Missed six games with an upper-body injury from Dec. 16-29, 11 games with an upper-body injury from Feb. 23- March 16 and six games with an upper-body injury from March 31- April 9. **2015-16:** Established career highs in points (29), assists (21), plus-minus rating (+4), penalty minutes (31) and game-winning goals (4) during his fifth professional season with the Islanders...Tied for third on the team in game-winning goals...Tied a career-long five-game point streak from Feb. 19 - March 1 (2g/3a)...Co-led the team in shorthanded points (1g/2a)...The Islanders were 7-1-0 when he scored and 23-2-3 when he had a point...Missed one game on Mar. 19 at Dallas with an undisclosed injury. **2014-15:** Scored a career-high nine goals and added nine assists in 70 games during his third full NHL season with the Islanders and fourth professional campaign...The Islanders were 8-1-0 when he scored a goal and 14-2-1 when he had a point...Scored a career-best two shorthanded goals...Missed 11 games due to injuries...Had a two-point game (1g/1a), including his first career shorthanded goal, on Nov. 29 vs. New Jersey...Had a three-game point streak (1g/3a) from Nov. 26-29...Suffered an upper-body injury on Dec. 6 and missed three games...Suffered a lower-body injury on Feb. 16 and missed eight games...Played his 200th NHL game on Mar. 17 at Chicago. **2013-14:** Scored 16 points (6g/10a) in 80 games during his second full season with the Islanders...Recorded a team-high two shorthanded assists...Had a career-high, three-game goal streak (3g) from Nov. 14-19...Had a career-high, five-game point streak (3g/2a) from Nov. 14-23...Suffered a broken jaw on Dec. 12 at Phoenix and missed two games... Appeared in his 100th NHL game on Jan. 2 vs. Chicago...Recorded a multi-point game (2a) on Jan. 6 vs. Dallas...Recorded a career-high 20:11 time on ice on Apr. 11 at New Jersey. **2012-13:** Scored 15 points (6g/9a) in 45 games as a rookie with the Islanders... Finished with an even rating. Was one of seven Islanders to finish with an even or better rating...Scored his first NHL goal Jan. 29 at Pittsburgh (Fleury)...Named First Star of the Game after scoring the game winner on Mar. 16 at Florida...Played with the Bridgeport Sound Tigers (American Hockey League) during the NHL lockout, scoring 21 points (10g/11a) in 31 games before making the Islanders out of Training Camp. **2011-12:** Finished second on the Bridgeport Sound Tigers in scoring with 45 points (15g/30a) in 52 games as a rookie...Led the team with a plus-26 rating, which ranks second all-time behind Trent Hunter's single-season record (+27, 2001-02)... Made his NHL debut with the Islanders, recording four assists in 15 games...With Bridgeport, recorded his first professional assist in a three-point game (3a) on Oct. 9 at Albany...Scored his first two professional goals, including the game-winning goal with 18.7 seconds left in the third period, on Oct. 29 vs. Providence...Earned AHL Player of the Month honors in January, recording 18 points (8g/10a) and a plus-14 rating in 11 games as the Sound Tigers went 10-0-1...Recorded three consecutive three-point games (4g/5a) to close out January, earning AHL Player of the Week honors for the period ending Jan. 29...Posted an eight-game point streak from Jan. 15 - Feb. 11, totaling 17 points (6g/11a)...Also had a five-game goal scoring streak from Jan. 15-28...Served as the Sound Tigers representative at the 2012 AHL All-Star Classic in Atlantic City...Earned his first NHL call-up on Feb. 23. At the time of his recall, was leading the Sound Tigers in points (45), assists (29) and plus-minus (+25)...Made his NHL debut on Feb. 24 vs. NY Rangers...Scored his first career NHL points with two assists on Mar. 1 at Philadelphia...Was out of the lineup with the flu on Mar. 10 vs. New Jersey...Left the game with an upper-body injury on Mar. 29 vs. Pittsburgh and missed the final five games of the season...Returned to Bridgeport for the playoffs and went scoreless in three games.

NHL PLAYOFFS:

2019: Appeared in all 8 games as the Islanders advanced to the Eastern Conference Semifinals by sweeping the Pittsburgh Penguins in their first-round series, falling to the Carolina Hurricanes in Round 2. **2016:** Played in all 11 games as the Islanders advanced to the Eastern Conference Semifinals for the first time since 1993, defeating the Florida Panthers in their first-round series, falling to the Tampa Bay Lightning in Round 2. **2015:** Scored one goal in the Islanders' First Round, seven-game series against Washington. **2013:** Made his Stanley Cup Playoffs debut, scoring four points (2g/2a) in six games during the Islanders' Eastern Conference Quarterfinals against Pittsburgh...In Game 4 on May 7, became the youngest player (22 years, 2 months) with at least one goal, at least two assists and at least a plus-4 rating in a playoff game since Patrice Brisebois on Apr. 27, 1992.

INTERNATIONAL:

Helped Canada win the silver medal at the 2011 World Junior Championships in Buffalo, NY, scoring two goals and one assist in seven games.

JUNIOR:

2010-11: Established junior career highs in goals (29), points (64) and plus-minus rating (+43) in his fourth Ontario Hockey League season with the Mississauga St. Michael's Majors...Served as team captain...Led the team with 11 power-play goals, finished second with three short-handed goals and ranked third in goals, assists (35) and points...Added a career-high 19 points (5g/14a) with a plus-11 rating in 16 OHL playoff games, as Mississauga fell in Game 7 of the OHL Finals to the Owen Sound Attack...Led the team

MILESTONES:

1st NHL Game:	02/24/12 vs. NYR
1st NHL Assist/Point:	03/01/12 at PHI
1st NHL Goal:	01/29/13 vs. PIT (Fleury)
100th NHL Game:	01/02/14 vs. CHI
200th NHL Game:	03/17/15 at CHI
300th NHL Game:	11/01/16 vs TBL
100th NHL Point:	01/31/17 vs WSH
400th NHL Game:	02/19/18 vs. MIN

SINGLE GAME HIGHS:

Goals:	2 (three times)	Last: 02/14/19 at CBJ
Assists:	2 (seven times)	Last: 3/11/18 at CGY
Points:	3	10/7/17 vs. BUF
PIM:	10	10/20/18 at SJS
+/-:	+3 (four times)	Last: 12/28/18
TOI:	20:11	4/11/14 at NJD

CIZIKAS VERSUS NHL:

TEAM	GP	G	A	PTS	PIM
ANA	11	2	2	4	2
ARI	10	0	2	2	2
BOS	20	2	2	4	9
BUF	18	3	8	11	4
CGY	10	2	4	6	5
CAR	22	1	4	5	0
CHI	9	2	1	3	4
COL	12	2	2	4	2
CBJ	24	4	4	8	14
DAL	9	1	3	4	8
DET	16	4	2	6	4
EDM	11	3	1	4	4
FLA	20	2	3	5	14
LAK	12	5	2	7	4
MIN	9	0	2	2	2
MTL	18	2	1	2	2
NSH	8	1	0	1	12
NJD	26	4	5	9	10
NYI	-	-	-	-	-
NYR	27	1	5	6	16
OTT	18	4	2	6	10
PHI	29	3	6	9	12
PIT	32	4	7	11	12
SJS	10	1	2	3	10
STL	10	1	4	5	4
TBL	20	2	3	5	10
TOR	21	5	5	10	4
VAN	9	1	1	2	0
VGK	3	0	0	0	4
WSH	27	1	9	10	8
WPG	13	1	1	2	2

53 | CASEY CIZIKAS | FORWARD

in post-season assists and tied for second in points...Recorded 17 multi-point games, including a season-high, five-point night (3g/2a) on Jan. 8 at Sudbury...Finished his junior career with 203 points (88g/115a) and a plus-70 rating in 238 regular-season games, and 45 points (18g/27a) with a plus-9 rating in 47 playoff games. **2009-10:** Completed his third OHL season with Mississauga and established career highs in goals (25), assists (37) and points (62)...Led the team in assists and co-led Mississauga in points...Posted a team-high plus-32 rating...Netted nine power-play goals and one short-handed tally...Added a team-high 14 points (7g/7a) in 16 OHL playoff games. **2008-09:** Scored 36 points (16g/20a) in 55 games during his second OHL season with Mississauga...Ranked sixth on the team in scoring...Tied for fourth on the team in playoff scoring with nine points (5g/4a) in 11 games. **2007-08:** Finished 10th among OHL rookies with 41 points (18g/23a) in 62 games for Mississauga...Ranked fourth on the team in scoring...Notched a plus-12 rating...Co-led the team in playoff scoring with three points (1g/2a) in four postseason games. **2006-07:** Selected

CAREER STATISTICS:

SEASON	CLUB	REGULAR SEASON										PLAYOFFS					
		LEA	GP	G	A	PTS	PIM	PP	SH	GW	+/-	GP	G	A	PTS	PIM	+/-
2007-08	Mississauga	OHL	62	18	23	41	41	5	2	5	+12	4	1	2	3	6	-1
2008-09	Mississauga	OHL	55	16	20	36	39	8	3	4	-15	11	5	4	9	11	+1
2009-10	Mississauga	OHL	68	25	37	62	77	9	1	4	+32	16	7	7	14	16	-2
2010-11	Mississauga	OHL	52	29	35	64	40	11	3	6	+43	5	2	1	3	2	+2
	Canada	WJC	7	2	1	3	6	0	0	1	+1	-	-	-	-	-	-
2011-12	Bridgeport	AHL	52	15	30	45	30	3	0	3	+26	3	0	0	0	20	-2
	NY ISLANDERS	NHL	15	0	4	4	6	0	0	0	+1	-	-	-	-	-	-
2012-13	Bridgeport	AHL	31	10	11	21	35	3	1	1	-15	-	-	-	-	-	-
	NY ISLANDERS	NHL	45	6	9	15	14	0	0	1	E	6	2	2	4	12	+1
2013-14	NY ISLANDERS	NHL	80	6	10	16	30	1	0	1	-12	-	-	-	-	-	-
2014-15	NY ISLANDERS	NHL	70	9	9	18	24	0	2	2	-2	7	1	0	1	0	+1
2015-16	NY ISLANDERS	NHL	80	8	21	29	31	0	1	4	+4	11	0	3	3	16	-1
2016-17	NY ISLANDERS	NHL	59	8	17	25	30	0	0	1	+9	-	-	-	-	-	-
2017-18	NY ISLANDERS	NHL	64	7	10	17	23	0	1	0	-12	-	-	-	-	-	-
2018-19	NY ISLANDERS	NHL	73	20	13	33	36	0	2	3	+22	8	0	0	0	6	-6
NY ISLANDERS TOTALS			486	64	93	157	194	1	6	12	+10	32	3	5	8	34	-5
NHL TOTALS			486	64	93	157	194	1	6	12	+10	32	3	5	8	34	-5

MANAGEMENT

53 CASEY CIZIKAS

IN THE SYSTEM

NHL ENTRY DRAFT

SOUND TIGERS

YEAR IN REVIEW



15 | CAL CLUTTERBUCK | FORWARD

SHOOTS: RIGHT HEIGHT: 5-11 WEIGHT: 216 BIRTHDAY: 11.18.1987 BIRTHPLACE: WELLAND, ON

ISLANDERS TRANSACTIONS:

Acquired from the Minnesota Wild, along with a third-round pick (70th overall) in the 2013 National Hockey League Draft, in exchange for Nino Niederreiter on June 30, 2013. Agreed to a four-year contract on July 9, 2013. Agreed to a five-year contract extension on December 9, 2016.

CAREER TRANSACTIONS:

Selected by Minnesota in the third round (72nd overall) of the 2006 NHL Draft. Signed an entry-level contract with Minnesota on May 27, 2007.

LAST SEASON:

Recorded 23 points (8G, 15A) in 73 during his sixth season with the Islanders... Tied his career-high with 15 assists... The Islanders went 35-16-6 when the forward line of Clutterbuck, Cizikas & Martin were all in the lineup... Recorded his 100th NHL assist on Dec. 8 at DET... Missed nine games throughout the season due to injuries (five instances).

CAREER:

2017-18: Recorded 18 points (8g/10a) in 76 games during his fifth year with the Islanders and 10th full National Hockey League season...Ranked second on the team with 226 hits, good for 10th in the league...Recorded his 200th NHL point and scored a season-high two goals on Jan. 4 at Philadelphia...Appeared in his 700th NHL game on Mar. 5 at Vancouver...Missed six games throughout the season due to various injuries. **2016-17:** Recorded 20 points (5g/15a) in 66 games during his fourth season with the Islanders...Named one of the team's alternate captains...Skated in his 600th NHL game on Dec. 15 vs. Chicago...Scored his 100th NHL goal on March 30 at Philadelphia...Missed 16 games due to injury, including a season-high stretch of nine games from Feb. 4-19 (lower body). **2015-16:** Scored 23 points (15g/8a) in 77 games during his third season with the Islanders...Tied for the team lead and set a career-high with five game-winning goals...Co-led the team with two shorthanded goals...His plus-7 rating ranked fourth on the team and his 15 goals tied for fifth...The team was 12-1-0 when he scored and 17-3-0 when he had a point...Finished fourth in the NHL in hits (288)...Skated in his 500 NHL game on Oct. 17 vs. San Jose...Missed Dec. 12 at Columbus game with an upper body injury...Missed Feb. 13 at Carolina game due to illness...Missed three games from April 5-9 with a lower-body injury. **2014-15:** Scored 16 points (7g/9a) in 76 games during his second season with the Islanders...Posted a career-best plus-1 rating...Scored a career-high four game-winning goals, the third most on the team...His 60 penalty minutes placed third on the team...The Islanders went 7-0-0 in games he scored and 14-2-0 when he recorded a point...Missed six games throughout the season due to injuries...Suffered a lower-body injury on Nov. 14 at Florida and missed one game...Missed one game due to a lower-body injury on Dec. 6 at Ottawa...Missed a game due to an upper-body injury on Jan. 9 at New Jersey...Suffered an upper-body injury on Feb. 7 at Boston and missed two games...Suffered an undisclosed injury on Apr. 4 vs. Buffalo. **2013-14:** Scored 19 points (12g/7a) during his first season with the Islanders and his sixth full NHL campaign...Tied for sixth on the team in goals, finished 10th in points and ranked third in shots (172)...Led the Islanders and tied for fifth in the NHL with three shorthanded goals...Finished second on the team and fifth in the league with 270 hits...His three empty-net goals tied for fourth in the league...The Islanders were 8-2-2 when Clutterbuck scored...Earned three Third Star of the Game selections...Suffered a leg laceration on Sep. 17 at CGY (preseason) and was placed on injured reserve...Was removed from IR on Oct. 9 after missing three games and made his Islanders debut on Oct. 11 at Chicago...Missed three games with an upper-body injury from Nov. 7-10...Scored on a penalty shot on Dec. 20 at NY Rangers...Recorded an assist at Yankee Stadium on Jan. 29 vs. NY Rangers...Appeared in his 400th NHL game on Feb. 8 vs. Colorado...Had a three-game assist streak (3a) from Mar. 2-6...Recorded a team season-high nine hits on Apr. 6 at Columbus...Suffered an upper-body injury on Apr. 8 vs. Ottawa and missed the final three games of the season. **2012-13:** Scored 10 points (4g/6a) in 42 games with Minnesota during his fifth full NHL season...Led the team and ranked ninth in the league with 155 hits...Missed six games with a lower-body injury from Feb. 23 - Mar. 5...Recorded a season-high eight hits on Mar. 9 at Nashville in his first game back from injury...Had a season-high two assists on Mar. 25 at Dallas...Tied his season high with eight hits on Apr. 18 at San Jose. **2011-12:** Collected 27 points (15g/12a) and a team-leading 103 penalty minutes in 74 games with Minnesota...Tied for the NHL lead with four short-handed goals...Ranked third in the league with 288 hits...Finished fourth on the team in goals...Recorded four multi-point games...Missed one game with upper body injury (Nov. 8), four games with a lower-body injury (Dec. 2, 8, 10; Feb. 14) and three games with an undisclosed injury (Mar. 6-11)...Scored a short-handed game winner on Nov. 23 vs. Nashville...Racked up a season-high 10 hits on Dec. 6 at San Jose...Collected 15 penalty minutes on Feb. 9 vs. Vancouver...Appeared in his 300th career NHL game on Mar. 31 vs. Los Angeles...Recorded his 100th career point (1g) on Apr. 5 vs. Chicago. **2010-11:** Established career highs in goals (19), power-play goals (4), game-winning goals (3), assists (15) and points (34) during his third full season with Minnesota...Led the NHL for the third straight season in hits (336)...Finished second on the team with 19 goals and tied for second with 191 shots...Missed one game with a lower-body injury (Dec. 31), four games with an upper-body injury (Mar. 6-11) and one game due to illness (Apr. 7)...Picked up career-high 12 hits on Nov. 24 vs. Philadelphia...Recorded a career-high three-game goal streak (3g/1a) from Jan 4-8...Tallied goal, assist and career-high plus-3 rating in his 200th NHL game on Jan. 19 at Calgary... Scored two goals on Feb. 11 at St. Louis...Delivered his 1,000th career hit on Mar. 29 at St. Louis...Tied a career-high with 15 penalty minutes on Apr. 8 at Edmonton. **2009-10:** Recorded 13 goals, eight assists and 21 points in 74 games during his second season with Minnesota...Led the NHL with 318 hits...Led the team with two short-handed goals...Missed five games with an ankle injury (Oct. 14-23), two games with the flu (Dec. 5-7) and one game with a leg injury (Mar. 9)...Scored his first career short-handed goal on Nov. 7 vs. Dallas...Skated in 100th career NHL game on Nov. 28 at Colorado...Recorded his first career two-assist game on Dec. 28 at Los Angeles. **2008-09:** Led Minnesota rookies in scoring with 18 points (11g/7a) and tied for second on the team with 76 penalty minutes during his first full NHL season...Recorded 356 hits, then the second-highest total in NHL history...Tied a Minnesota rookie record, appearing in 78 games (James Sheppard, 2007-08)...Recalled from the Houston Aeros on Oct. 16 and made his season debut that night at Florida...Had appeared in two American Hockey League games prior to being recalled...Scored his first two NHL goals on Nov. 24 vs. Washington...Scored his first career game-winning goal on Jan. 15 vs. Edmonton. **2007-08:** Skated in 73 games with the Houston Aeros of

MILESTONES:

1st NHL Game:	10/28/07 at COL
1st NHL Goal:	11/24/08 vs. WSH (Theodore)
1st NHL Assist/Point:	1/3/09 vs. DET
100th NHL Game:	11/28/09 at COL
200th NHL Game:	11/19/11 at CGY
300th NHL Game:	3/31/12 vs. LAK
100th NHL Point:	4/5/12 vs. CHI
400th NHL Game:	2/8/14 vs. COL
500th NHL Game:	10/17/15 vs. SJS
600th NHL Game:	12/15/16 vs. CHI
100th NHL Goal:	3/30/17 at PHI
200th NHL Point:	1/4/18 at PHI
700th NHL Game:	3/5/18 at VAN
100th NHL Assist:	12/08/18 at DET

SINGLE GAME HIGHS:

Goals:	2 (six times)	Last: 01/20/19 vs ANA
Assists:	2 (five times)	Last: 02/28/19 vs TOR
Points:	2 (23 times)	Last: 02/28/19 vs TOR
PIM:	15 (three times)	Last: 02/09/12 vs. VAN
+/-:	+3 (twice)	Last: 01/04/18 at PHI
TOI:	20:26 (twice)	Last: 04/04/19 at FLA

CLUTTERBUCK VERSUS NHL:

TEAM	GP	G	A	PTS	PIM
ANA	27	5	6	11	10
ARI	26	1	2	3	25
BOS	21	2	3	5	10
BUF	17	2	7	9	10
CGY	37	8	3	11	26
CAR	26	6	5	11	10
CHI	30	6	3	9	14
COL	36	4	6	10	21
CBJ	40	7	3	10	22
DAL	29	4	6	10	20
DET	37	5	7	12	32
EDM	37	3	8	11	47
FLA	22	2	3	5	22
LAK	28	3	7	10	24
MIN	11	1	1	2	4
MTL	19	1	2	2	22
NSH	27	6	1	7	14
NJD	23	3	0	3	10
NYI	6	1	0	1	14
NYR	28	6	5	11	15
OTT	17	1	1	2	12
PHI	27	7	3	10	26
PIT	29	3	2	5	16
SJS	31	5	5	10	26
STL	29	3	3	6	25
TBL	22	5	5	10	14
TOR	20	2	4	6	21
VAN	38	7	4	11	58
VGK	4	1	1	2	0
WSH	27	7	4	11	14
WPG	16	0	3	3	10

15 | CAL CLUTTERBUCK | FORWARD

the American Hockey League during his first professional campaign...Scored 24 points (11g/13a) with 97 penalty minutes...Ranked third on the team in penalty minutes...Scored a goal in his first professional game in the season opener on Oct. 6 vs. Chicago...Was recalled by Minnesota on Oct. 23 after playing only five professional games with Houston...Appeared in two NHL contests...Made his NHL debut on Oct. 28 at Colorado...Also skated with Minnesota on Oct. 30 vs. Pittsburgh...Did not register a point in five playoff games with Houston.

NHL PLAYOFFS:

2019: Appeared in 7 games as the Islanders advanced to the Eastern Conference Semifinals by sweeping the Pittsburgh Penguins in their first-round series, falling to the Carolina Hurricanes in Round 2. **2016:** Scored three points (2g/1a) in 11 games as the Islanders advanced to the Eastern Conference Semifinals for the first time since 1993, defeating the Florida Panthers in their first-round series, falling to the Tampa Bay Lightning in Round 2. **2015:** Co-led the Islanders in goals (2g/1a) during a seven-game, First Round series against Washington...Scored the final goal ever at Nassau Coliseum, an empty netter in Game 6. **2013:** Made his Stanley Cup Playoffs debut, recording two points (1g/1a) in five games as Minnesota lost its Western Conference Quarterfinal series against Chicago.

INTERNATIONAL:

Represented Canada at the 2011 World Championships (Slovakia) and the 2005 Under-18 World Junior Championships (Czech Republic)...Won silver in 2005...Was a member of Team Canada at the 2004 Under-18 Junior World Cup...Represented Canada-Ontario at the 2004 World Under-17 Hockey Challenge.

JUNIOR:

2006-07: Established junior career highs in in points (89), assists (54) and penalty minutes (153) during his third season with the Oshawa Generals and fourth in the Ontario Hockey League...Matched his goal output from the previous season (35)...Tied for first on the team with six shorthanded goals and tied for second with 19 power-play goals...Ranked second on team in assists, plus/minus rating and penalty minutes. **2005-06:** Recorded 68 points (35g/33a) with 139 penalty minutes in 66 games with Oshawa...Led the team with 18 power-play goals, ranked second in goals and assists and third in scoring and penalty minutes...Added four points (2g/2a) in six playoff games. **2004-05:** Started his second OHL season with the Toronto St. Michael's Majors and notched 16 points (10g/6a) in 38 contests...Was traded to Oshawa, where he recorded 18 points (9g/9a) in 27 games. **2003-04:** Made his OHL debut with Toronto, recording 11 points (4g/7a) in 60 games...Added eight points (3g/5a) in 18 OHL Playoff games.

CAREER STATISTICS:

SEASON	CLUB	REGULAR SEASON										PLAYOFFS					
		LEA	GP	G	A	PTS	PIM	PP	SH	GW	+/-	GP	G	A	PTS	PIM	+/-
2003-04	Toronto	OHL	60	4	7	11	112	2	0	-	-4	18	3	5	8	20	+7
	Canada-Ontario	WHC-17	6	3	0	3	4	0	0	1	-	-	-	-	-	-	-
2004-05	Toronto	OHL	38	10	6	16	55	4	0	-	-4	-	-	-	-	-	-
	Oshawa	OHL	27	9	9	18	42	3	0	0	-19	-	-	-	-	-	-
	Canada	WJC-18	6	1	1	2	8	0	0	1	-1	-	-	-	-	-	-
2005-06	Oshawa	OHL	66	35	33	68	139	18	3	-	-17	-	-	-	-	-	-
2006-07	Oshawa	OHL	65	35	54	89	153	19	6	-	+11	9	8	5	13	21	-3
2007-08	Houston	AHL	73	11	13	24	97	4	2	-	+1	5	0	0	0	14	-3
	MINNESOTA	NHL	2	0	0	0	0	0	0	0	E	-	-	-	-	-	-
2008-09	Houston	AHL	2	0	0	0	0	0	0	0	E	-	-	-	-	-	-
	MINNESOTA	NHL	78	11	7	18	76	1	0	1	-5	-	-	-	-	-	-
2009-10	MINNESOTA	NHL	74	13	8	21	52	1	2	1	-8	-	-	-	-	-	-
2010-11	MINNESOTA	NHL	76	19	15	34	79	4	0	3	-5	-	-	-	-	-	-
	Canada	WC	7	0	1	1	4	0	0	0	-2	-	-	-	-	-	-
2011-12	MINNESOTA	NHL	74	15	12	27	103	3	4	2	-4	-	-	-	-	-	-
2012-13	MINNESOTA	NHL	42	4	6	10	27	0	0	1	-5	5	1	1	2	4	E
2013-14	NY ISLANDERS	NHL	73	12	7	19	50	0	3	1	-9	-	-	-	-	-	-
2014-15	NY ISLANDERS	NHL	76	7	9	16	60	0	2	4	+1	7	2	1	3	2	+1
2015-16	NY ISLANDERS	NHL	77	15	8	23	22	0	2	5	+7	11	2	1	3	12	-2
2016-17	NY ISLANDERS	NHL	66	5	15	20	28	0	0	1	+2	-	-	-	-	-	-
2017-18	NY ISLANDERS	NHL	76	8	10	18	53	0	1	1	-7	-	-	-	-	-	-
2018-19	NY ISLANDERS	NHL	73	8	15	23	44	3	0	2	+6	7	0	0	0	4	-4
	NY ISLANDERS TOTALS		441	55	64	119	257	3	8	14	E	25	4	2	6	42	-5
	NHL TOTALS		787	117	112	229	594	12	14	22	-27	30	5	3	8	46	-5

MANAGEMENT

15 CAL CLUTTERBUCK

IN THE SYSTEM

NHL ENTRY DRAFT

SOUND TIGERS

YEAR IN REVIEW



28 | MICHAEL DAL COLLE | FORWARD

SHOOTS: LEFT HEIGHT: 6-3 WEIGHT: 195 BIRTHDAY: 06.20.1996 BIRTHPLACE: WOODBRIDGE, ON

ISLANDERS TRANSACTIONS:

Selected by the Islanders in the first round (5th overall) of the 2014 National Hockey League Draft. Signed a three-year, entry-level-contract on September 28, 2014. Agreed to terms on a two-year extension with the Islanders on Aug. 19, 2019.

LAST SEASON:

Recorded seven points (3G, 4A) in 28 games as an NHL rookie... Two of his three goals were game-winners... Added 34 points (18G, 16A) in 34 games with the Bridgeport Sound Tigers (AHL)... The team was 7-0-0 when Dal Colle recorded a point... Recorded his first NHL point (assist) on Dec. 29 at TOR... Scored his first NHL goal on Jan. 17 vs NJD

CAREER:

2017-18: Made his NHL debut on Jan. 13 at NYR and appeared in four games with the Islanders during his second professional season... Recorded 24 points (7g/17a) in 60 games with the Bridgeport Sound Tigers of the American Hockey League... Recorded four multi-point games with Bridgeport... Had a four-game point streak from Dec. 18 vs. Lehigh Valley to Dec. 27 vs. Hershey (2g/3a).

2016-17: Scored 41 points (15g/26) in 75 games with Bridgeport during his first professional season... Ranked second among team rookies in power-play goals (4) and tied for second among rookies in assists and game-winning goals (4)... His 41 points were good for fifth on the Sound Tigers.

CAREER:

2019: Made NHL playoff debut on May 3 at CAR.

JUNIOR:

2015-16: Totaled 80 points (35g/45a) in 60 games during his fourth Ontario Hockey League campaign, split between the Oshawa Generals and Kingston Frontenacs... Traded from Oshawa to Kingston in exchange for Robbie Burt, second round picks in 2017 and 2019, and third round picks in 2018 and 2022 on Jan. 1... Following the trade, scored 55 points (27g/28a) in 30 games with Kingston... Led the Frontenacs in playoff scoring with 18 points (6g/12a) in nine games, including a five-assist game, two four-point games and one three-goal game... Made his professional debut at the end of the season, appearing in three regular-season games and three playoff games with the Bridgeport Sound Tigers of the American Hockey League. **2014-15:** Won the OHL Championship and the Memorial Cup with the Oshawa Generals during his third year of junior hockey... Led the Generals in scoring (42g/51a) and playoff scoring (8g/23a)... Tied for second in OHL playoff points (8g/23a) and finished 12th in the league in regular-season scoring. **2013-14:** Led Oshawa in scoring with 95 points (39g/56a) during his second season in the OHL... Tied for fifth overall in OHL scoring... Named to the OHL Second All-Star Team... Had 28 multi-point games, including a season-high five-point night (0g/5a) on Nov. 5 at Ottawa... Added team playoff highs in goals (8) assists (12) and points (20) through 12 games as Oshawa advanced to the Eastern Conference Finals. **2012-13:** Earned OHL All-Rookie Team honors after finishing fifth in rookie scoring with 48 points (15g/33a) in 63 games with Oshawa... His plus-19 rating ranked third among first-year players... Added five points (2g/3a) in 12 playoff games, as Oshawa advanced to the Eastern Conference Semi-Finals... **2011-12:** Captained the Vaughan Kings of the Greater Toronto Minor Midget Hockey League... Scored 78 points (44g/34a) in 42 games... Also skated in four games with the St. Michael's Buzzers of the Ontario Junior Hockey League.

INTERNATIONAL:

Won gold with Canada at the 2013 Ivan Hlinka Memorial, scoring four points (2g/2a) including the winning goal in the gold-medal game. Skated for Team Ontario at the 2013 World Under-17 Hockey Challenge, scoring six points (2g/4a) in five games.

MILESTONES:

1st NHL Game:	01/12/18 at NYR
1st NHL Goal:	01/17/19 vs NJD
1st NHL Assist/Point:	12/29/18 at TOR

SINGLE GAME HIGHS:

Goals:	1 (three times)	Last: 03/30/19 vs BUF
Assists:	1 (four times)	Last: 04/04/19 at FLA
Points:	1 (seven times)	Last: 04/04/19 at FLA
PIM:	2	01/08/19 vs CAR
+/-:	+1 (11 times)	Last: 04/04/19 at FLA
TOI:	15:54	Last: 04/07/19 at NJD

DAL COLLE VERSUS NHL:

TEAM	GP	G	A	PTS	PIM
ANA	1	0	0	0	0
ARI	0	0	0	0	0
BOS	2	0	0	0	0
BUF	3	1	0	1	0
CGY	0	0	0	0	0
CAR	1	0	0	0	2
CHI	2	0	0	0	0
COL	1	0	1	1	0
CBJ	1	0	0	0	0
DAL	1	0	0	0	0
DET	0	0	0	0	0
EDM	0	0	0	0	0
FLA	1	0	1	1	0
LAK	1	1	0	1	0
MIN	1	0	0	0	0
MTL	1	0	0	0	0
NSH	0	0	0	0	0
NJD	3	1	0	1	0
NYI	-	-	-	-	-
NYR	2	0	0	0	0
OTT	2	0	1	1	0
PHI	1	0	0	0	0
PIT	0	0	0	0	0
SJS	0	0	0	0	0
STL	2	0	0	0	0
TBL	2	0	0	0	0
TOR	2	0	1	1	0
VAN	0	0	0	0	0
VGK	0	0	0	0	0
WSH	1	0	0	0	0
WPG	1	0	0	0	0

28 | MICHAEL DAL COLLE | FORWARD

CAREER STATISTICS:

SEASON	REGULAR SEASON											PLAYOFFS					
	CLUB	LEA	GP	G	A	PTS	PIM	PP	SH	GW	+/-	GP	G	A	PTS	PIM	+/-
2011-12	Vaughan	GTMMHL	42	44	34	78	-	-	-	-	-	-	-	-	-	-	-
	St. Michael's	OJHL	4	0	0	0	4	-	-	-	-	10	0	0	0	-	-
2012-13	Oshawa	OHL	63	15	33	48	18	4	0	-	+19	9	2	3	5	6	+3
	Canada-Ontario	WHC-17	5	2	4	6	0	-	-	-	-	-	-	-	-	-	-
2013-14	Oshawa	OHL	67	39	56	95	34	16	0	-	+8	12	8	12	20	0	E
2014-15	Oshawa	OHL	56	42	51	93	18	16	2	-	+32	21	8	23	31	2	+1
	Oshawa	Mem Cup	-	-	-	-	-	-	-	-	-	4	2	3	5	0	+1
2015-16	Oshawa	OHL	30	8	17	25	10	1	2	-	-13	-	-	-	-	-	-
	Kingston	OHL	30	27	28	55	16	3	0	-	+30	9	6	12	18	2	+9
	Bridgeport	AHL	3	0	1	1	0	0	0	0	-6	3	0	1	1	0	-2
2016-17	Bridgeport	AHL	75	15	26	41	37	4	0	4	+3	-	-	-	-	-	-
2017-18	Bridgeport	AHL	60	7	17	24	26	2	0	2	-14	-	-	-	-	-	-
	NY Islanders	NHL	4	0	0	0	0	0	0	0	E	-	-	-	-	-	-
2018-19	Bridgeport	AHL	34	18	16	34	20	6	0	1	+11	-	-	-	-	-	-s
	NY Islanders	NHL	28	3	4	7	2	0	0	2	+3	1	0	0	0	0	-2
NYI TOTALS			32	3	4	7	2	0	0	2	+3	1	0	0	0	0	-2

MANAGEMENT

28 MICHAEL DAL COLLE

IN THE SYSTEM

NHL DRAFT

SOUND TIGERS

YEAR IN REVIEW



7 | JORDAN EBERLE | FORWARD

SHOOTS: RIGHT HEIGHT: 5-11 WEIGHT: 187 BIRTHDAY: 5.15.90 BIRTHPLACE: REGINA, SK

ISLANDERS TRANSACTIONS:

Acquired from the Edmonton Oilers in exchange for Ryan Strome on June 22, 2017.

CAREER TRANSACTIONS:

Selected by the Edmonton Oilers in the first round (22nd overall) of the 2008 National Hockey League Draft. Agreed to a three-year, entry-level contract with Edmonton on March 23, 2009. Agreed to a six-year contract with Edmonton on August 30, 2012.

LAST SEASON:

Recorded 37 points (19g/18a) in 78 games during his second season with the Islanders... Co-led the team with five game-winning goals... Ranked second on the team in PPG (7) and fourth in PP points (12)... Recorded eight multi-point games... Had 10 Three-Star of the game selections, including two first-star selections... Played in his 600th NHL game on Nov. 1 vs PIT... Scored his 200th NHL goal on Jan. 15 vs STL... Missed four games with an undisclosed injury (Dec.28 - Jan. 5)

CAREER:

2017-18: Scored 59 points (25g/34a) in 81 games during his first season with the Islanders... Led the Islanders in game-winning goals with seven... Set a career-high with a +5 rating... Hit the 20-goal mark for the fifth straight season and the sixth time in his eight-year career... Scored 25 goals for the third time in his career and the first time in four seasons... Scored his 400th point on Nov. 28 vs. Vancouver... Recorded a career-high four assists on Jan. 13 vs. NYR... Missed one game (March 2 vs. Montreal) with an upper-body injury. **2016-17:** Ranked third on the Oilers in assists (31) and points (51) during his seventh season in the NHL... Hit the 20-goal mark for the fourth consecutive season and fifth time in his career... Was one of six Oilers to play in all 82 games... Has played 151 consecutive games... Matched his career high for points in a game (2g/2a) on Jan. 21 at Calgary... Scored his second career hat trick on April 9 vs. Vancouver. **2015-16:** Scored 47 points (25g/22a) in 69 games during sixth season with the Oilers... His 25 goals were good for second on the team... Led Edmonton in power-play goals with seven... Tallied his first-career hat trick on Feb. 11 vs. Toronto... Posted nine multi-point games... Served as one of the team's alternate captains for the fifth straight year. **2014-15:** Led the Oilers in assists (39), points (63) power-play points (21), power-play goals (6) and co-led the team in goals (24) through 81 games during his fifth NHL season... Tallied his 100th NHL goal on Nov. 13 vs. Ottawa... Recorded a career-long seven-game point streak from March 8-21 (5g/9a). **2013-14:** Co-Led the Oilers in goals (28) and finished second on the team in assists (37) and points (65) through 80 games during his fourth NHL season... Recorded his 200th NHL point on Jan. 29 vs. San Jose. **2012-13:** Ranked third on the Oilers in points (37), goals (16) and assists (21) during the work-stoppage-shortened season... Finished second on the team with three game winning goals in 48 games... Recorded 51 points (25g/26a) in 34 games while playing with the Oklahoma City Barons during the NHL lockout... Added eight power-play goals and four game-winning goals. **2011-12:** Set career-highs and led the Oilers in goals (34), assists (42) and Points (76) in 78 games during his second NHL campaign... Also set career-highs in power-play goals with 10 and plus/minus with a plus-4 rating... Ranked second on the team with four game-winning goals... Tied for 15th in NHL scoring... Led the team with 20 multi-point games... Recorded his first-career four-point games on Nov. 19 vs. Chicago (1g/3a)... Appeared in his first NHL All-Star Game. **2010-11:** Led the Oilers with 43 points (18g/25a) in 69 games during his rookie campaign... Scored a goal and an assist in his NHL debut on Oct. 7 vs. Calgary... Recorded a career-high five game-winning goals... Finished the season sixth in rookie scoring... Named to the 2011 NHL All-Star Game in Ottawa.

NHL PLAYOFFS:

2019: Led the Islanders with nine points (4g/5a) in 8 games as the Islanders advanced to the Eastern Conference Semifinals by sweeping the Pittsburgh Penguins in their first-round series, falling to the Carolina Hurricanes in Round 2... Co-led the team in goals, assists, power-play points (4) and ranked second in game-winning goals (1). **2017:** Made his Stanley Cup Playoffs debut, recording two assists in 13 games as the Oilers advanced to the second round, defeating the defending Western Conference Champion, San Jose Sharks in the first round, losing to the Anaheim Ducks in the second round.

INTERNATIONAL:

Represented Canada at the 2018, 2015, 2013, 2012, 2011 and 2010 World Championships, winning gold in 2015... Also played for Team Canada at the 2010 and 2009 Under-20 World Junior Championships, winning a silver medal in 2010 and gold in 2009... Named the tournament's MVP and Best Forward at the 2010 World Juniors after leading the tournament in goals (eight)... Won a gold medal with Canada at the 2008 Under-18 World Championships in Russia.

JUNIOR:

Scored 310 points (155g/155a) in 254 games over four seasons with the Regina Pats of the Western Hockey League... Named the WHL and Canadian Hockey League's Player of the Year in 2009-10... His number 7 was retired by the Pats in 2012.

MILESTONES:

1st NHL Game:	10/7/10 vs. CGY
1st NHL Goal:	10/7/10 vs. CGY (Kiprusoff)
1st NHL Assist:	10/7/10 vs. CGY
100th NHL Game:	12/15/11 @ PHX
100th NHL Point:	2/21/12 at CGY
200th NHL Game:	10/12/13 @ TOR
100th NHL Assist:	11/19/13 vs. CBJ
200th NHL Point:	1/29/14 vs. SJS
100th NHL Goal:	11/13/14 vs. OTT
300th NHL Game:	12/03/14 @ WPG
300th NHL Point:	01/02/16 vs. ARI
200th NHL Assist:	12/8/16 at PHI
400th NHL Game:	12/21/16 @ WPG
500th NHL Game:	03/23/17 @ COL
400th NHL Point:	11/28/17 vs. VAN
200th NHL Goal:	01/15/19 vs. STL
600th NHL Game:	11/01/18 vs. PIT

SINGLE GAME HIGHS:

Goals:	3 (twice)	Last: 04/09/17 vs. VAN
Assists:	4	01/13/18 vs. NYR
Points:	4 (five times)	Last: 01/13/18 at NYR
PIM:	5	03/03/19 vs. PHI
+/-:	5	1/4/18 at PHI
TOI:	26:27	10/10/13 vs. MTL

CAREER HAT TRICKS:

3g/1a	2/11/16 vs. TOR
3g/0a	4/9/17 vs. VAN

EBERLE VERSUS NHL:

TEAM	GP	G	A	PTS	PIM
ANA	31	6	10	16	4
ARI	34	7	17	24	12
BOS	16	4	8	12	4
BUF	14	3	4	7	4
CGY	37	15	19	34	12
CAR	18	6	6	12	10
CHI	26	9	15	24	6
COL	33	18	15	33	6
CBJ	26	9	13	22	4
DAL	23	3	8	11	4
DET	23	7	5	12	6
EDM	4	1	1	2	0
FLA	16	7	3	10	2
LAK	29	4	6	10	4
MIN	20	7	15	22	8
MTL	16	1	6	7	2
NSH	25	14	10	24	4
NJD	17	6	6	12	4
NYI	9	1	5	6	2
NYR	18	3	11	14	6
OTT	17	7	6	13	4
PHI	16	4	11	15	12
PIT	18	8	4	12	4
SJS	31	11	14	25	6
STL	25	7	9	16	6
TBL	16	3	8	11	2
TOR	17	12	10	22	0
VAN	39	19	20	29	16
VGK	4	1	1	2	0
WSH	17	1	5	6	0
WPG	18	5	8	13	4

7 | JORDAN EBERLE | FORWARD

CAREER STATISTICS:

SEASON	REGULAR SEASON											PLAYOFFS					
	CLUB	LEA	GP	G	A	PTS	PIM	PP	SH	GW	+/-	GP	G	A	PTS	PIM	+/-
2006-07	Regina	WHL	66	28	27	55	32	11	3	5	+13	6	2	5	7	2	+3
2007-08	Regina	WHL	70	42	33	75	20	16	1	9	+5	5	2	4	6	7	-2
	Canada	WJC-18	7	4	6	10	0	2	0	0	+2	-	-	-	-	-	-
2008-09	Regina	WHL	61	35	39	74	20	12	3	9	-4	-	-	-	-	-	-
	Springfield	AHL	9	3	6	9	4	2	0	0	-5	-	-	-	-	-	-
	Canada	WJC	6	6	7	13	2	2	0	0	+9	-	-	-	-	-	-
2009-10	Regina	WHL	57	50	56	106	32	19	6	6	+8	-	-	-	-	-	-
	Springfield	AHL	11	6	8	14	0	1	0	0	-2	-	-	-	-	-	-
	Canada	WJC	6	8	5	13	4	4	0	0	+3	-	-	-	-	-	-
	Canada	WC	4	1	3	4	0	1	0	0	+2	-	-	-	-	-	-
2010-11	EDMONTON	NHL	69	18	25	43	22	4	2	2	-12	-	-	-	-	-	-
	Canada	WC	7	4	0	4	0	1	0	1	+4	-	-	-	-	-	-
2011-12	EDMONTON	NHL	78	34	42	76	10	10	0	4	+4	-	-	-	-	-	-
	Canada	WC	8	4	4	8	0	1	0	0	+4	-	-	-	-	-	-
2012-13	EDMONTON	NHL	48	16	21	37	16	3	0	3	-4	-	-	-	-	-	-
	Canada	WC	8	0	5	5	2	0	0	0	+1	-	-	-	-	-	-
	Oklahoma City	AHL	34	25	26	51	10	8	0	4	+11	-	-	-	-	-	-
2013-14	EDMONTON	NHL	80	28	37	65	18	7	1	4	-11	-	-	-	-	-	-
2014-15	EDMONTON	NHL	81	24	39	63	24	6	0	2	-16	-	-	-	-	-	-
	Canada	WC	10	5	8	13	0	-	-	-	+8	-	-	-	-	-	-
2015-16	EDMONTON	NHL	69	24	22	47	14	7	0	4	-12	-	-	-	-	-	-
2016-17	EDMONTON	NHL	82	20	31	51	16	4	0	0	+3	13	0	2	2	2	-6
2017-18	NY ISLANDERS	NHL	81	25	34	59	21	3	0	7	+5	-	-	-	-	-	-
	Canada	WC	10	2	3	5	2	1	0	0	-1	-	-	-	-	-	-
2018-19	NY ISLANDERS	NHL	78	19	18	37	17	7	0	5	-6	8	4	5	9	2	+4
NY ISLANDERS TOTALS			159	44	53	96	38	10	0	12	-1	8	4	5	9	2	+4
NHL TOTALS			666	209	269	478	158	51	3	34	-49	21	4	7	11	4	-2

MANAGEMENT

7 JORDAN EBERLE

IN THE SYSTEM

NHL ENTRY DRAFT

SOUND TIGERS

YEAR IN REVIEW



11 | TANNER FRITZ | FORWARD

SHOOTS: RIGHT **HEIGHT:** 5-11 **WEIGHT:** 192 **BIRTHDAY:** 8.20.91 **BIRTHPLACE:** GRANDE PRAIRIE, AB

ISLANDERS TRANSACTIONS:

Signed a Professional Tryout contract with the Bridgeport Sound Tigers on Feb. 18, 2016. Signed an AHL contract with Bridgeport on April 8, 2016. Signed by the Islanders to a two-year, two-way (NHL/AHL) contract on March 29, 2017.

LAST SEASON:

Made the New York Islanders 23-man opening night roster for the first time...Collected eight points (3g/5a) in 42 NHL games with the Islanders...Loaned to Bridgeport and scored 37 points (12g/25a) in 57 American Hockey League games with the Sound Tigers...Added an AHL career-best plus-8 rating...Ranked sixth on the Sound Tigers in scoring.

CAREER:

2017-18: Scored seven points (3g/4a) in 34 NHL games as a rookie with the Islanders...Made his NHL debut on Jan. 2 vs. Boston... Scored his first NHL goal and point on Feb. 19 vs. Minnesota...Tallied his first multi-point game (2a) on March 15 vs. Washington... Ranked third on the Sound Tigers in points with 38 (10g/28a) in 25 American Hockey League games...Led the team in assists despite playing the second half of the 2017-18 campaign in the NHL...Named to the AHL All-Star Game. **2016-17:** Ranked second on the Bridgeport Sound Tigers in goals (19), third in power-play goals (6) and fourth in points (42) in 63 American Hockey League games during his second professional season...Led all Sound Tigers Rookies in goals and points. **2015-16:** Split his first professional season between the Sound Tigers and the Missouri Mavericks of the ECHL...Scored 12 points (2g/10a) in 19 AHL games and 33 points (10g/23a) in 43 ECHL games...Ranked third on the Mavs in assists.

COLLEGE:

2014-15: Scored 27 points (11g/16a) in 36 games during his senior season at Ohio State University (Big-10)...Named team captain for his senior year...Led the Buckeyes in both points and assists...Won the NCAA (B10) Sportsmanship Award for the second straight season. **2013-14:** Scored 32 points (8g/24a) in 32 games during his junior season at Ohio...Ranked third on the team in points... Won the NCAA (B10) Sportsmanship Award...Ohio advanced to the finals of the Big10 tournament, falling to Wisconsin. **2012-13:** Recorded a career-high 37 points (11g/26a) in 40 games during his sophomore season at Ohio State...Ranked second on the team in points and first in assists...Named an NCAA Big-Ten second Team All-Star. **2011-12:** Scored 14 points (6g/8a) in 34 games during his freshman season at Ohio State.

MILESTONES:

1st NHL Game: 1/2/18 vs. BOS
1st NHL Goal/Point: 2/19/18 vs. MIN
1st NHL Assist: 3/15/18 vs. WSH

SINGLE GAME HIGHS:

Goals: 1 (3 times) Last: 3/31/18 at NJD
Assists: 2 3/15/18 vs. WSH
Points: 2 3/15/18 vs. WSH
PIM: 4 1/4/18 at PHI
+/-: +2 (twice) Last: 3/27/18 at OTT
TOI: 17:12 3/2/18 vs. MTL

FRITZ VERSUS NHL:

TEAM	GP	G	A	PTS	PIM
ANA	0	0	0	0	0
ARI	2	0	0	0	0
BOS	2	0	0	0	0
BUF	0	0	0	0	0
CGY	1	0	0	0	0
CAR	3	0	0	0	2
CHI	2	0	0	0	0
COL	0	0	0	0	0
CBJ	2	0	0	0	0
DAL	1	0	0	0	0
DET	0	0	0	0	0
EDM	1	0	0	0	0
FLA	2	0	0	0	0
LAK	0	0	0	0	0
MIN	1	1	0	1	0
MTL	4	1	0	1	0
NSH	2	0	1	1	0
NJD	3	1	0	1	0
NYI	-	-	-	-	-
NYR	1	0	0	0	0
OTT	1	0	1	1	0
PHI	3	0	0	0	4
PIT	2	0	1	1	0
SJS	0	0	0	0	0
STL	0	0	0	0	0
TBL	1	0	0	0	0
TOR	3	0	0	0	0
VAN	1	0	0	0	0
VGK	1	0	0	0	0
WSH	3	0	2	2	4
WPG	0	0	0	0	0

11 | TANNER FRITZ | FORWARD

CAREER STATISTICS:

SEASON	REGULAR SEASON											PLAYOFFS					
	CLUB	LEA	GP	G	A	PTS	PIM	PP	SH	GW	+/-	GP	G	A	PTS	PIM	+/-
2007-08	Grande Prairie	AJHL	28	4	4	8	2	-	-	-	-	-	-	-	-	-	-
2008-09	Grande Prairie	AJHL	57	19	24	43	30	-	-	-	-	-	-	-	-	-	-
2009-10	Grande Prairie	AJHL	54	27	27	54	62	-	-	-	-	12	0	1	1	4	-
2010-11	Grande Prairie	AJHL	60	31	43	74	29	-	-	-	-	19	4	8	12	4	-
2011-12	Ohio State	Big-10	34	6	8	14	21	0	0	0	-3	-	-	-	-	-	-
2012-13	Ohio State	Big-10	40	11	26	37	12	3	1	1	+4	-	-	-	-	-	-
2013-14	Ohio State	Big-10	32	8	24	32	8	4	0	1	-1	-	-	-	-	-	-
2014-15	Ohio State	Big-10	36	11	16	27	6	4	0	2	-15	-	-	-	-	-	-
2015-16	Missouri	ECHL	43	10	23	33	10	1	1	1	+13	-	-	-	-	-	-
	Bridgeport	AHL	19	2	10	12	0	0	0	0	E	3	0	2	2	0	-2
2016-17	Bridgeport	AHL	63	19	23	42	30	6	0	2	-2	-	-	-	-	-	-
2017-18	Bridgeport	AHL	35	10	28	38	26	2	0	1	+6	-	-	-	-	-	-
	NY ISLANDERS	NHL	34	3	4	7	8	0	0	0	-3	-	-	-	-	-	-
2018-19	Bridgeport	AHL	57	12	25	37	20	5	0	2	+8	-	-	-	-	-	-
	NY ISLANDERS	NHL	8	0	1	1	2	0	0	0	-3	-	-	-	-	-	-
	NYI TOTALS		42	3	5	8	10	0	0	0	-6	-	-	-	-	-	-
	NHL TOTALS		42	3	5	8	10	0	0	0	-6	-	-	-	-	-	-

MANAGEMENT


11 TANNER FRITZ

IN THE SYSTEM

NHL DRAFT

SOUND TIGERS

YEAR IN REVIEW



1 | THOMAS GREISS | GOALTENDER

CATCHES: LEFT **HEIGHT:** 6-1 **WEIGHT:** 227 **BIRTHDAY:** 1.29.1986 **BIRTHPLACE:** FUSSEN, GERMANY

ISLANDERS TRANSACTIONS:

Signed by the Islanders as a free agent to a two-year deal on July 1, 2015. Signed a three-year extension on Jan. 20, 2017.

CAREER TRANSACTIONS:

Drafted by the San Jose Sharks in the third round (94th overall) of the 2004 National Hockey League Draft. Signed a one-year deal with the Phoenix Coyotes on July 5, 2013. Signed a one-year deal with the Pittsburgh Penguins on July 1, 2014.

LAST SEASON:

Won the 2019 William M. Jennings Trophy with Robin Lehner for fewest goals allowed in the regular season (196)...Posted a 23-14-2 record while setting new career-bests in GAA (2.28), SV% (.927) & shutouts (5) during his fourth season with the Islanders... Ranked fourth in the league in GAA and fifth in SV% among qualifying goaltenders (21 GP)... Named NHL No. 1 Star-of-the-Week for the week ending on March 17 (3-1-0, .959 SV%, 1.25 GAA)... Led the team with 15 Three-Star of the game selections, including seven first-stars

CAREER:

2018-18: Posted a 13-8-2 record in 27 games during his third season with the Islanders...Won five straight games from Oct. 21 - Nov. 11...Played in his 200th NHL game on Dec. 31 at Colorado...Faced a career-high 56 shots and made a career-high 52 saves on Jan. 15 at Montreal...Recorded a 45-save shutout on Feb. 16 at Carolina...Missed 18 games with a lower body injury from Feb. 19 vs. Minnesota to Mar. 30 vs. Toronto. **2016-17:** Established career highs in wins (26), games (51), starts (49) & shutouts (3) during his second season with the Islanders...Led all Islanders goalies in appearances and wins for second straight season, while also posting the club's top goals-against average (2.69)...Ranked second on the team with 14 "Three-Star" selections...Made a career-high 48 saves on Dec. 20 at Boston...Recorded a six-game point streak (5-0-1) from Jan. 16-31...Named the NHL's Second-Star of the Week ending on Sunday Jan. 22...Posted consecutive shutouts on Jan. 16 at Boston & Jan. 19 vs. Dallas...Made nine consecutive starts from Feb. 21 - Mar. 11 and 14 consecutive appearances from Feb. 21 - Mar. 22. **2015-16:** Recorded an Islanders record-high .925 save percentage in his first season with the club, posting a 23-11-4 record, while leading all Islanders goalies in games and wins...Went 2-1 in shootouts, allowing one goal on nine attempts...Recorded a career-high 44 saves on Oct. 15 vs. NSH...Played in his 100 career game on Nov. 28 at TBL...Recorded his first shutout as an Islander on Dec. 13 vs. NJD...Recorded his career-long fifth straight win on Feb. 15 vs. DET...Recorded nine straight starts without a regulation loss (Jan. 3 - March 9). **2014-15:** Appeared in 20 games during his first season with the Pittsburgh Penguins, posting a 9-6-3 record with a 2.47 goals-against average and .913 SV%...Earned points in four straight decisions (2-0-2) from Dec. 13 - Jan. 27...Posted a three-game winning streak from Feb. 12 - Mar. 6. **2013-14:** Posted a career bests 2.29 GAA in 25 games during his first season in Phoenix...Started a career-high eight straight games from Mar. 25 - Apr. 10 (2-3-3) while teammate Mike Smith was injured. **2012-13:** Played in six games for the Sharks during the work-stoppage shortened season, posting a 1-4-0 record with a 2.53 GAA and a .915 SV%...Made 24 saves for his first career shutout on Jan. 26 vs. Colorado in his first start of the season...Started the 2012-13 campaign with the Hannover Scorpions of the Deutsche Eishockey Liga in Germany, playing nine games before the start of the NHL season. **2011-12:** Played in 19 games with San Jose and posted a 9-7-1 record with a 2.30 GAA and a .915 sv%...Won his first career opening night start with 26 saves vs. Phoenix on Oct. 8...Earned the longest relief win ever since the NHL adapted the regular season overtime format in 1983-84 with a 29-save effort in 62:56 on Nov. 3 vs. PIT...Posted a career-high, five-game unbeaten streak (4-0-1) from Jan. 5 - Feb. 13. **2010-11:** After four seasons in North America, was loaned to Brynas in the Swedish Elite League, where he played 32 games...Ranked 11th in the league in SV% (.901) and 13th in GAA (2.92). **2009-10:** Played in 16 games with San Jose and went 7-4-1 with a 2.69 GAA and a .912 SV%...Earned his first career win on Oct. 25 vs. Nashville...Appeared in his first NHL shootout and stopped all six shooters on Dec. 31 at Phoenix...Stopped 42 shots on March 28 vs. Colorado...Over his final seven starts, was 5-2-1 with a 2.24 GAA and a .930 SV%. **2008-09:** Played in 57 games for the Worcester Sharks (American Hockey League), posting a 30-24-2 record with a 2.47 GAA and a .910 save percentage...Set a Worcester franchise record for consecutive starts (16) from Mar. 13-Apr. 11...Finished fifth in the AHL in wins and tied for 15th in GAA...Set career highs in minutes played (1,350) and appearances...Recorded his first career shutout on April 11 vs. Providence with 23 saves...Was recalled to San Jose twice, but did not appear in a game. **2007-08:** Made his NHL debut with San Jose during his second season in North America, posting a 0-1-1 record with a 3.26 GAA and a .860 SV% in three games...Made 25 saves in his first NHL start, a 4-3 OT loss on Jan. 13 at Anaheim...Played in 41 games for Worcester (AHL), posting an 18-21-2 record with a 3.09 GAA and .892 SV%. **2006-07:** Played in 43 games during his rookie AHL season with Worcester, going 26-15-2 with a 2.61 GAA and a .912 SV%...Appeared in three games with Fresno (ECHL).

NHL PLAYOFFS:

2019: Made one relief appearance in the post-season, making 10 saves. **2016:** Led the Islanders to the Eastern Conference Semifinals for the first time since 1993, starting all 11 postseason games against the Florida Panthers (4-2) and Tampa Bay Lightning (1-4). **2010:** Appeared in his first career Stanley Cup Playoff game with San Jose on May 6 at Detroit, stopping 26 shots in two periods of the Western Conference Semi-Finals.

INTERNATIONAL:

Member of Team Europe at the 2016 World Cup of Hockey...Represented Germany at two Olympic Games (2010 - Vancouver; 2006 - Torino), two World Championship (2017 - Cologne/Paris; 2016 - Moscow/St. Petersburg), two World Junior Championships (2006 - Slovenia; 2005 - Grand Forks/Thief River Falls, USA), and two World Under-18 Junior Championships...Helped Germany earn promotion to the 2007 WJC, winning the 2006 WJC-A tournament...Was 20 years old at the 2006 Olympics, making him the youngest goalie in the tournament (Appeared in one game vs. Canada).

MILESTONES:

1st NHL Game:	1/13/08 at ANA
1st NHL Win:	10/25/09 vs. NSH
1st NHL Shutout:	1/26/13 vs. COL
100th NHL Game:	11/28/15 at TBL
200th NHL Game:	12/31/17 at COL

CAREER HIGHS:

Saves, Game	52	1/15/18 at MTL
Shots, Game	56	1/15/18 at MTL
Win Streak	5 (3 times)	01/13/19-02/14/19
Point Streak	9 (7-0-2)	1/3/16 - 3/9/16
Consecutive Starts	9	2/21/17 - 3/11/17
Appearances/Season	51	2016-17
Wins/Season	26	2016-17
Shutouts/Season	5	2018-19
Minutes/Season	2,814	2016-17

GREISS VERSUS NHL:

TEAM	GP	W-L-T-OT	SO	GA	GAA	SV%
ANA	11	3-4-0-2	0	23	2.47	.919
ARI	7	3-3-0-1	0	15	2.11	.927
BOS	5	2-3-0-0	1	8	1.63	.950
BUF	4	2-2-0-0	0	7	1.77	.943
CGY	6	2-4-0-0	1	16	3.01	.893
CAR	14	8-4-0-1	1	33	2.57	.923
CHI	4	0-1-0-2	0	12	3.50	.891
COL	11	4-2-0-1	1	22	2.13	.936
CBJ	19	8-7-0-3	2	48	2.85	.903
DAL	10	5-2-0-0	1	22	2.82	.895
DET	11	5-3-0-1	0	32	3.35	.886
EDM	7	4-0-0-3	0	9	1.32	.948
FLA	6	3-2-0-1	0	15	2.46	.912
LAK	9	4-3-0-0	1	13	2.27	.922
MIN	8	5-3-0-0	0	20	2.51	.917
MTL	9	4-4-0-1	1	20	2.45	.924
NSH	9	3-5-0-0	0	27	3.10	.898
NJD	9	5-4-0-0	2	17	1.86	.934
NYI	4	1-1-0-0	0	7	2.79	.914
NYR	6	6-0-0-1	0	13	2.75	.921
OTT	8	5-1-0-0	0	21	3.39	.892
PHI	15	6-4-0-2	0	43	3.35	.897
PIT	8	4-2-0-0	0	18	2.15	.902
SJS	4	3-1-0-0	0	9	2.26	.934
STL	9	6-2-0-1	0	20	2.25	.925
TBL	10	5-3-0-0	1	27	3.84	.915
TOR	8	4-3-0-1	0	26	3.26	.909
VAN	5	3-2-0-0	0	15	2.99	.903
VGK	1	0-1-0-0	0	3	3.04	.935
WSH	7	3-3-0-1	1	15	2.15	.927
WPG	3	4-2-0-1	0	17	2.40	.907

1 | THOMAS GREISS | GOALTENDER

CAREER STATISTICS:

SEASON	CLUB	REGULAR SEASON									PLAYOFFS						
		LEA	GP	MIN	REC	GA	SO	GAA	SOG	SV	SV%	GP	MIN	GA	SO	GAA	REC
2002-03	Kolner Jung-Haie	GER-JR	25	1,613	-	58	0	2.16	-	-	-	3	180	8	1	2.67	1-2
	Germany	WJC-18	2	120	-	2	0	1.00	-	-	-	-	-	-	-	-	-
2003-04	Kolner Jung-Haie	GER-JR	24	1,286	-	56	-	2.61	-	-	-	-	-	-	-	-	-
	Kolner Haie	GER	1	20	-	4	0	12.00	-	-	-	-	-	-	-	-	-
2004-05	Germany	WJC-18	3	140	2-0-0	8	0	3.43	-	-	-	-	-	-	-	-	-
	Kolner Haie	GER	8	459	-	16	0	2.09	-	-	-	-	-	-	-	-	-
	Eisbaren Regensburg	GER-2	1	60	0	2	0	2.00	-	-	-	2	56	2	0	2.14	-
2005-06	Germany	WJC	3	104	0-3-0	13	0	7.50	67	54	.806	-	-	-	-	-	-
	Kolner Haie	GER	27	1,560	-	64	1	2.46	-	-	-	9	533	27	1	3.04	-
	Germany	WJC-A	4	240	4-0-0	2	2	0.50	89	87	.978	-	-	-	-	-	-
2006-07	Germany	OLY	1	60	0-1-0	5	0	5.00	-	-	-	-	-	-	-	-	-
	Worcester	AHL	42	2,555	26-15-2	111	0	2.61	1,259	1,148	.912	3	172	12	0	4.18	0-3
2007-08	Fresno	ECHL	3	180	1-2-0	7	0	2.34	99	92	.929	-	-	-	-	-	-
	SAN JOSE	NHL	3	129	0-1-1	7	0	3.26	50	43	.860	-	-	-	-	-	-
2008-09	Worcester	AHL	41	-	18-21-2	125	0	3.09	1,161	1,036	.892	-	-	-	-	-	-
	Worcester	AHL	57	3,346	30-24-2	138	1	2.47	1,350	1,212	.910	12	742	30	2	2.43	6-6
2009-10	SAN JOSE	NHL	16	782	7-4-1	35	0	2.69	399	364	.912	1	40	2	0	3.00	0-0
	Germany	OLY	3	179	0-3-0	15	0	5.03	81	66	.815	-	-	-	-	-	-
2010-11	Brynas Gavle	SWE	32	1,850	-	90	2	2.92	-	-	-	5	317	18	0	3.40	-
2011-12	SAN JOSE	NHL	19	1,043	9-7-1	40	0	2.30	472	432	.915	-	-	-	-	-	-
2012-13	Hannover	GER	9	535	3-6-0	31	0	3.47	-	-	-	-	-	-	-	-	-
	SAN JOSE	NHL	6	308	1-4-0	13	1	2.53	153	140	.915	-	-	-	-	-	-
2013-14	PHOENIX	NHL	25	1,312	10-8-5	50	2	2.29	626	576	.920	-	-	-	-	-	-
2014-15	PITTSBURGH	NHL	20	1,159	9-6-3	50	0	2.59	546	496	.908	-	-	-	-	-	-
2015-16	NY ISLANDERS	NHL	41	2,287	23-11-4	90	1	2.44	1,197	1,107	.925	11	733	30	0	2.46	5-6
	Germany	WC	4	240	3-2-0	10	0	2.50	104	94	.904	-	-	-	-	-	-
2016-17	NY ISLANDERS	NHL	51	2,814	26-18-5	126	3	2.69	1,453	1,327	.913	-	-	-	-	-	-
	Europe	W-Cup	0	0	0	0	0	0	0	0	0	-	-	-	-	-	-
2017-18	Germany	WC	4	181	1-2-0	15	0	4.96	121	106	.876	-	-	-	-	-	-
	NY ISLANDERS	NHL	27	1,492	13-8-2	95	1	3.82	879	784	.892	-	-	-	-	-	-
2018-19	NY ISLANDERS	NHL	43	2,294	23-14-2	87	5	2.28	1,185	1,098	.927	1	36	2	0	3.29	.800
	NY ISLANDERS TOTALS		162	8,886	85-51-13	398	10	2.69	4,714	4,316	.916	12	769	32	0	2.49	.920
	NHL TOTALS		208	11,327	98-67-22	506	8	2.68	5,775	5,269	.912	12	773	32	0	2.48	5-6

MANAGEMENT


1 THOMAS GREISS

IN THE SYSTEM

NHL ENTRY DRAFT

SOUND TIGERS

YEAR IN REVIEW



4 | THOMAS HICKEY | DEFENSEMAN

SHOOTS: LEFT HEIGHT: 6-0 WEIGHT: 189 BIRTHDAY: 2.8.1989 BIRTHPLACE: CALGARY, AB

ISLANDERS TRANSACTIONS:

Claimed off waivers by the NY Islanders from the Los Angeles Kings on January 15, 2013. Agreed to a two-year contract on July 18, 2013. Agreed to a three-year contract on July 1, 2015. Agreed to a four-year contract on July 1, 2018.

TRANSACTIONS:

Selected by the Los Angeles Kings in the first round (4th overall) of the 2007 National Hockey League Draft. Agreed to a three-year, entry-level contract with Los Angeles on July 17, 2008. Agreed to a one-year deal with Los Angeles on July 17, 2012.

LAST SEASON:

Recorded four assists in 40 games during his seventh season with the Islanders... Recorded a career-high +5 rating on Oct. 18 at LAK... Missed 29 games (Dec. 17- Feb 26) with an upper-body injury.

CAREER:

2017-18: Scored a career-high 25 points and tied his career-high in assists (20) in 69 games during his sixth season with the Islanders...Led the team with a plus-20 rating...Skated in his 400th NHL game on March 20 vs. Pittsburgh...Scored his 100th NHL point on Feb. 15 vs. NY Rangers...Missed five games from Dec. 9-21 with an upper body injury. **2016-17:** Recorded 20 points (4g/16a) in 76 games during his fifth season with the Islanders...Two of his four goals were in overtime (Nov. 28 vs. CGY, Apr. 4 at NAS)...Led the team and tied for ninth in the NHL with two overtime goals...Skated in his 300th NHL game on Dec. 31 at Winnipeg...Had four multi-point games. **2015-16:** Scored 18 points, including a career-high six goals, in 62 games during his fourth NHL season...Finished third on the Islanders with a plus-9 rating, matching a career best...Recorded two multi-point games...The Islanders were 6-0-0 when he scored and 14-1-0 when he had a point...Missed four games with an upper body injury from Oct. 9-15...Missed 15 games with a lower body injury (Oct. 26- Nov. 27)...Scored in overtime on April 5 at Washington, clinching a playoff spot for the Islanders. **2014-15:** Scored 22 points, including a career-best 20 assists in 81 games during his third season with the Islanders...Led all Islanders defensemen in games played and finished fourth in points and assists...The Islanders went 15-3-0 when he recorded a point...Blocked 136 shots, the second most on the team...Missed his only game of the season on Nov. 24 vs. Washington due to illness, ending his consecutive games-played streak at 103...Recorded two points (1g/1a), including the overtime winner on Dec. 2 vs. Ottawa...Appeared in his 200th NHL game on Apr. 7 at Philadelphia. **2013-14:** Scored 22 points (4g/18a) in 82 games during his second season with the Islanders...Led the Islanders with a plus-5 rating... Was the only Islander to appear in all 82 games...Tied for the lead among Islanders defensemen in goals and finished second in points and assists...Had a three-point night (1g/2a) with a plus-4 rating on Dec. 29 at Minnesota...Had an assist and a plus-4 rating on Jan. 23 vs. Pittsburgh, becoming the first Isles defenseman with multiple plus-4 games in a season since Roman Hamrlik (2002-2003)...Appeared in his 100th NHL game on Feb. 27 vs. Toronto. **2012-13:** Recorded four points (1g/3a) in 37 games during his rookie campaign with the Islanders...Finished second on the team in plus-minus (+9)... Made his NHL debut on Jan. 27 at Winnipeg...Scored his first NHL goal in overtime on Feb. 21 at Montreal...Recorded his first career assist and two-point game (2a) on Mar. 5 vs. Montreal...Appeared in 33 games with the Manchester Monarchs of the American Hockey League during the NHL lockout, scoring 12 points (3g/9a) with a plus-4 rating. **2011-12:** Posted AHL career-highs in assists (23), points (26) and plus-minus (+16) during his third season with Manchester...Led the team with a plus-16 rating...Was one of two players to appear in all 76 regular season games for Manchester...Named to the AHL Eastern Conference All-Star roster...Appeared in all four games of the 2012 Calder Cup Eastern Conference Quarterfinals, recording a team-high four assists...Awarded the Monarchs Community Service Award along with teammate Andrew Campbell. **2010-11:** Scored 24 points (6g/18a) in 77 games with Manchester during his second AHL season...Set a career high with six goals...Served as an alternate captain...Recorded a team season-high, four-game assist streak (4a) from Dec. 10-17 and had points in five straight games from Dec. 10-18...Registered two assists in seven games during the 2011 Calder Cup Atlantic Division Semifinals. **2009-10:** Recorded six points (1g/5a) in 19 games during his first professional season with Manchester (AHL)...Missed 55 games with an upper-body injury...Posted three assists in four games during the 2010 Calder Cup Playoffs...Missed 12 playoff games with a lower-body injury. **2008-09:** Recorded seven points (1g/6a) and two penalty minutes in seven games with Manchester after concluding his junior career with the Seattle Thunderbirds (Western Hockey League)...Made his professional debut with Manchester on Apr. 1 vs. Lowell, recording two assists.

NHL PLAYOFFS:

2019: Appeared in all four games in the Second Round series against the Carolina Hurricanes. **2016:** Led all Islanders defensemen in scoring and ranked fourth overall on the team in points with five (1g/4a) in 11 games, as the Islanders advanced to the Eastern Conference Semifinals for the first time since 1993, defeating the Florida Panthers in their first-round series, falling to the Tampa Bay Lightning in Round 2...Scored the overtime winner in Game 3 of the First Round vs. Florida on April 17. **2015:** Played in all seven games of the Islanders' First Round series against Washington...Co-led the team with a plus-5 rating...Recorded an assist. **2013:** Made his Stanley Cup Playoffs debut, appearing in two games during the Islanders' Eastern Conference Quarterfinals against Pittsburgh.

INTERNATIONAL:

Won consecutive gold medals with Team Canada at the 2008 and 2009 World Junior Championships, serving as captain of the 2009 club...Played for Canada-Pacific at the 2006 World Under-17 Hockey Challenge and was named a First-Team All-Star.

JUNIOR:

2008-09: Scored a career-high 51 points (16g/35a) with a plus-37 rating in 57 games with Seattle during his fourth WHL season...Served as team captain...Led Seattle defensemen in scoring and ranked 10th among WHL defensemen and fifth among Western Conference blueliners...Named to the WHL Western Conference First All-Star Team for the second straight season...Appeared in five playoff games with Seattle, recording three points (2g/1a). **2007-08:** Recorded 45 points (11g/34a) with a plus-20 rating in 63 games

MILESTONES:

1st NHL Game:	01/27/13 at WPG
1st NHL Goal/Point:	02/21/13 at MTL (Price/OT)
1st NHL Assist:	03/05/13 vs. MTL
100th NHL Game:	02/27/14 vs. TOR
200th NHL Game:	04/07/15 at PHI
300th NHL Game:	12/31/16 at WPG
400th NHL Game:	03/20/18 vs. PIT
100th NHL Point:	02/15/18 vs. NYR

SINGLE GAME HIGHS:

Goals:	1 (22 times)	Last: 4/5/18 vs. NYR
Assists:	2 (nine times)	Last: 3/13/17 vs. CAR
Points:	3	12/29/13 at MIN
PIM:	6	11/10/13 at MTL
+/-:	+5	10/18/18 at LAK
TOI:	26:28	4/13/14 at BUF

FRITZ VERSUS NHL:

TEAM	GP	G	A	PTS	PIM
ANA	10	0	4	4	2
ARI	9	0	2	2	2
BOS	17	2	2	4	6
BUF	16	0	2	2	8
CGY	10	3	2	5	6
CAR	26	0	5	5	10
CHI	7	0	1	1	2
COL	10	0	1	1	0
CBJ	21	3	4	7	8
DAL	10	0	3	3	13
DET	17	0	3	3	4
EDM	10	1	6	7	4
FLA	20	1	3	4	8
LAK	9	0	2	2	2
MIN	11	2	6	8	4
MTL	17	1	7	8	17
NSH	10	1	1	2	4
NJD	24	0	4	4	8
NYI	-	-	-	-	-
NYR	27	4	3	7	14
OTT	17	1	4	5	6
PHI	19	0	5	5	6
PIT	29	1	9	10	16
SJS	11	0	0	0	2
STL	9	0	3	3	8
TBL	17	0	1	1	10
TOR	17	0	1	1	2
VAN	11	1	3	4	0
VGK	2	0	0	0	0
WSH	23	1	5	6	16
WPG	13	0	1	1	2

4 | THOMAS HICKEY | DEFENSEMAN

MANAGEMENT

4 THOMAS HICKEY

IN THE SYSTEM

NHL ENTRY DRAFT

SOUND TIGERS

YEAR IN REVIEW

with Seattle...Led team defensemen in goals, assists and points...Named a WHL First-Team All-Star...Added 10 points (1g/9a) in nine playoff games, finishing second on the team in postseason scoring. **2006-07:** Scored 50 points (9g/41a) in 68 games during his second WHL season with Seattle...Named a WHL Second-Team All-Star...Led the team in assists and finished third overall in points and first among defensemen...Tied for eighth among WHL defensemen in points and sixth in assists...Added seven points (3g/4a) in 11 playoff games. **2005-06:** Led Seattle defensemen in points as a WHL rookie, scoring 28 (1g/27a) in 69 games...Named Seattle's Rookie of the Year...Recorded four points (1g/3a) in seven WHL Playoff games. **2004-05:** Made his WHL debut with Seattle, scoring three points (2g/1a) in five games late in the season.

CAREER STATISTICS:

SEASON	CLUB	REGULAR SEASON										PLAYOFFS						
		LEA	GP	G	A	PTS	PIM	PP	SH	GW	+/-	GP	G	A	PTS	PIM	+/-	
2003-04	Calgary	CBHL	32	13	25	38	51	-	-	-	-	-	-	-	-	-	-	
2004-05	Calgary	AMHL	33	9	13	22	36	-	-	-	-	-	-	-	-	-	-	
	Seattle	WHL	5	2	1	3	6	1	0	-	-1	-	-	-	-	-	-	
2005-06	Seattle	WHL	69	1	27	28	53	0	1	-	+2	7	1	3	4	10	+2	
2006-07	Seattle	WHL	68	9	41	50	70	6	0	0	+15	11	3	4	7	4	-4	
2007-08	Seattle	WHL	63	11	34	45	49	9	0	-	+20	9	1	9	10	4	E	
	Canada	WJC	7	0	1	1	4	-	-	-	-	-	-	-	-	-	-	
2008-09	Seattle	WHL	57	16	35	51	30	6	1	-	+37	5	2	1	3	4	-1	
	Canada	WJC	6	0	3	3	2	-	-	-	-	-	-	-	-	-	-	
	Manchester	AHL	7	1	6	7	2	1	0	0	-1	-	-	-	-	-	-	
2009-10	Manchester	AHL	19	1	5	6	12	0	0	0	-4	4	0	3	3	0	E	
2010-11	Manchester	AHL	77	6	18	24	38	0	1	0	+9	7	0	2	2	0	E	
2011-12	Manchester	AHL	76	3	23	26	36	2	0	0	+16	4	0	4	4	2	+4	
2012-13	Manchester	AHL	33	3	9	12	12	2	0	0	+4	-	-	-	-	-	-	
	NY ISLANDERS	NHL	39	1	3	4	8	0	0	1	+9	2	0	0	0	2	-2	
2013-14	NY ISLANDERS	NHL	82	4	18	22	34	0	0	0	+5	-	-	-	-	-	-	
2014-15	NY ISLANDERS	NHL	81	2	20	22	26	0	0	1	-12	7	0	1	1	2	+5	
2015-16	NY ISLANDERS	NHL	62	6	12	18	30	0	0	2	+9	11	1	4	5	8	-5	
2016-17	NY ISLANDERS	NHL	76	4	16	20	35	0	0	2	-1	-	-	-	-	-	-	
2017-18	NY ISLANDERS	NHL	69	5	20	25	24	0	0	0	+20	-	-	-	-	-	-	
2018-19	NY ISLANDERS	NHL	40	0	4	4	33	0	0	0	+5	4	0	0	0	0	-3	
	NY ISLANDERS TOTALS		449	22	93	115	190	0	0	0	+35	24	1	5	6	12	-5	



32 | ROSS JOHNSTON | FORWARD

SHOOTS: LEFT **HEIGHT:** 6-5 **WEIGHT:** 235 **BIRTHDAY:** 02.18.1994 **BIRTHPLACE:** CHARLOTTETOWN, PEI

ISLANDERS TRANSACTIONS:

Signed a three-year, entry-level contract with the Islanders on March 31, 2015. Signed a four-year contract with the Islanders on July 9, 2018.

LAST SEASON:

Recorded four points (1G, 3A) in 17 games during his rookie season with the Islanders... His three assists tied a career-high.

CAREER:

2017-18: Recorded six points (3g/3a) in 24 games as a rookie with the Islanders...Recorded his first NHL point in his first game of the season on Jan. 20 at Chicago...Scored his first NHL goal on Jan 25 at Vegas...Recorded an NHL career-high 27 penalty minutes on March 16 at Washington...Also appeared in 38 American Hockey League games with the Bridgeport Sound Tigers, recording 11 points (3g/8a). **2016-17:** Scored 15 points (8g/7a) in 62 games with the Bridgeport Sound Tigers (AHL) during his second professional season...Led the Sound Tigers in penalty minutes with 135. **2015-16:** Played in the NHL, AHL and ECHL during his first professional season...Scored four points (1g/3a) in 39 games with the Bridgeport Sound Tigers (AHL)...Sustained an injury on Dec. 13 vs. Hershey and was assigned to the Missouri Mavericks for a conditioning stint on Feb. 4...Reassigned to the Sound Tigers on Feb. 29... Made his NHL debut on April 10 vs. Philadelphia in the Islanders season-finale, getting 16:17 of ice-time. **2015-16:** Played in the National Hockey League, AHL and ECHL during his first professional season...Scored four points (1g/3a) in 39 games with the Bridgeport Sound Tigers (AHL)...Sustained an injury on Dec. 13 vs. Hershey and was assigned to the Missouri Mavericks for a conditioning stint on Feb. 4...Reassigned to the Sound Tigers on Feb. 29... Made his NHL debut on April 10 vs. Philadelphia in the Islanders season-finale, getting 16:17 of ice-time

JUNIOR:

2014-15: Served as alternate captain in his first season with the Charlottetown Islanders and his fourth season in the Quebec Major Junior Hockey League...Set QMJHL career highs in goals (18) and points (32) in 44 games...Tied for the team lead with 11 points (4g/7a) in 10 postseason games...Led the team in penalty minutes during the regular season (124) and postseason (28)...Made his professional debut at the end of the season, playing two AHL games with Bridgeport. **2013-14:** Served as alternate captain in his first season with the Victoriaville Tigres (QMJHL), tallying 25 points (10g/15a) in a career-high 60 games played...Led Victoriaville in penalty minutes (139)...Added three assists in five playoff games. **2012-13:** Scored 27 points (12g/15a) in his second season with the QMJHL's Moncton Wildcats...Played in three playoff games. **2011-12:** Scored seven points (2g/5a) in 38 games as a rookie with Moncton (QMJHL)...Played in two playoff games.

MILESTONES:

1st NHL Game: 4/10/16 vs. PHI

1st NHL Assist/Point: 1/20/18 at CHI

1st NHL Goal: 1/25/18 at VGK

SINGLE GAME HIGHS:

Goals: 1 (4 times) Last: 03/05/18 vs OTT

Assists: 1 (6 times) Last: 12/08/18 at DET

Points: 1 (10 times) Last: 12/08/18 at DET

PIM: 27 03/16/18 at WSH

+/-: +2 03/11/18 at CGY

TOI: 16:17 04/10/16 vs. PHI

JOHNSTON VERSUS NHL:

TEAM	GP	G	A	PTS	PIM
ANA	1	0	1	1	0
ARI	1	0	0	0	0
BOS	0	0	0	0	0
BUF	1	1	0	1	0
CGY	2	0	1	1	12
CAR	2	0	1	1	5
CHI	2	0	1	1	15
COL	1	0	0	0	0
CBJ	1	0	0	0	4
DAL	0	0	0	0	0
DET	2	0	1	1	0
EDM	0	0	0	0	0
FLA	1	0	0	0	2
LAK	0	0	0	0	0
MIN	1	1	0	1	0
MTL	2	0	1	1	2
NSH	0	0	0	0	0
NJD	4	0	0	0	2
NYI	-	-	-	-	-
NYR	6	0	0	0	7
OTT	4	1	0	1	7
PHI	3	0	0	0	6
PIT	2	0	0	0	0
SJS	0	0	0	0	0
STL	0	0	0	0	0
TBL	0	0	0	0	0
TOR	2	0	0	0	0
VAN	0	0	0	0	0
VGK	2	1	0	1	0
WSH	3	0	0	0	27
WPG	0	0	0	0	0

32 | ROSS JOHNSTON | FORWARD

CAREER STATISTICS:

SEASON	REGULAR SEASON											PLAYOFFS					
	CLUB	LEA	GP	G	A	PTS	PIM	PP	SH	GW	+/-	GP	G	A	PTS	PIM	+/-
2010-11	Summerside	MJHL	2	2	1	3	4	-	-	-	-	-	-	-	-	-	-
2011-12	Summerside	MHL	23	12	17	29	55	-	-	-	-	-	-	-	-	-	-
	Moncton	QMJHL	38	2	5	7	55	0	0	-	-18	2	0	0	0	8	-1
2012-13	Moncton	QMJHL	53	12	15	27	96	3	0	-	+5	3	0	0	0	4	E
2013-14	Victoriaville	QMJHL	60	10	15	25	139	3	0	-	E	5	0	3	3	6	-4
2014-15	Charlottetown	QMJHL	44	18	14	32	124	4	0	-	+8	10	4	7	11	28	E
	Bridgeport	AHL	2	0	0	0	0	0	0	0	E	-	-	-	-	-	-
	Bridgeport	AHL	39	1	3	4	79	0	0	-	-2	-	-	-	-	-	-
2015-16	Missouri	ECHL	13	4	7	11	23	1	0	-	+5	5	3	1	4	10	-2
	NY ISLANDERS	NHL	1	0	0	0	4	0	0	0	E	-	-	-	-	-	-
	Bridgeport	AHL	62	8	7	15	135	0	0	1	-9	-	-	-	-	-	-
2017-18	Bridgeport	AHL	38	3	8	11	113	0	0	0	-5	-	-	-	-	-	-
2017-18	NY ISLANDERS	NHL	24	3	3	6	62	0	0	0	E	-	-	-	-	-	-
2018-19	NY ISLANDERS	NHL	17	1	3	4	23	0	0	0	+3	-	-	-	-	-	-
	NYI TOTALS		42	4	6	10	89	0	0	0	+3	-	-	-	-	-	-
	NHL TOTALS		42	4	6	10	89	0	0	0	+3	-	-	-	-	-	-

MANAGEMENT

32 ROSS JOHNSTON

IN THE SYSTEM

NHL ENTRY DRAFT

SOUND TIGERS

YEAR IN REVIEW



47 | LEO KOMAROV | FORWARD

SHOOTS: LEFT **HEIGHT:** 5-11 **WEIGHT:** 209 **BIRTHDAY:** 1.23.1987 **BIRTHPLACE:** NARVA, ESTONIA

ISLANDERS TRANSACTIONS:

Signed a four-year contract with the Islanders on July 1, 2018.

CAREER TRANSACTIONS:

Selected by the Toronto Maple Leafs in the sixth round, 180th overall of the 2006 NHL Draft. Signed a one-year contract with Toronto on May 29, 2012. Loaned to Dynamo Moscow on November 20, 2012. Signed a one-year contract with Dynamo Moscow on June 11, 2013. Signed a four-year contract with Toronto on July 1, 2014.

LAST SEASON:

Recorded six goals and a career-high 19 assists in 82 games while in his first season with the Islanders...Finished with a career-high plus-18 rating... Skated in his 400th Game on March 19 vs BOS...One of seven Islanders to appear in all 82 games.

CAREER:

2017-18: Scored 19 points (7g/12a) in 74 games during his fifth season with the Toronto Maple Leafs...Posted a 52.8 faceoff percentage... Scored the team's first shorthanded goal of the season on Dec. 19 vs. Carolina...Posted a season-high plus-3 rating on Dec. 28 at Colorado...Played a career-high 24:22 on Jan. 5 vs. San Jose...Skated in his 300th career NHL game on Jan. 18 at Philadelphia...Had a two-goal game on Mar. 5 at Buffalo. **2016-17:** Played in all 82 regular season games during his fourth season with Toronto, scoring 32 points (14g/18a)...Matched his career high in assists...Registered his 100th NHL point with a goal on Mar. 28 vs. Florida...Played his 200th NHL Game on Dec. 15 vs. Arizona. **2015-16:** Ranked second on the Maple Leafs in goals (19) and third in points (36), while establishing new career-highs in goals, assists (17) and points...Finished fifth in the NHL with 283 hits...Named an NHL All-Star for the first time in his career...Missed three games due to suspension. **2014-15:** Scored 26 points (8g/18a) in 62 games during his second season with Toronto...Recorded three shorthanded points (1g/2a)...Registered his first multi-point game (2a) on Oct. 12 at NY Rangers...Registered first multi-goal game on Nov. 26 at Pittsburgh...Left game Nov. 29 vs. Washington and missed 14 games due to a concussion, returning Dec. 31 at Boston...Left game Jan. 12 at Los Angeles with upper body injury and missed 5 games, returning Jan. 28 at New Jersey...Played in 100th career game Mar. 31 vs. Tampa Bay. **2013-14:** Led Moscow Dynamo (KHL) in points (34), while ranking third in goals (12) and second in assists (22) during his final season in the Kontinental Hockey League...Also led Moscow in playoff goals (3) and points (4)...Played in the KHL All-Star Game. **2012-13:** Led the Maple Leafs and finished fifth in the NHL with 176 hits during his first NHL campaign...Tied for second on the Maple Leafs with three game-winning goals...Made NHL debut and registered a team-high eight hits on Jan. 19 at Montreal...Collected his first NHL point (assist) on Jan. 29 at Buffalo...Scored his first NHL goal on Feb. 9 at Montreal (Carey Price)...Missed six games (Mar. 23-Apr. 4) due to an upper-body injury...Played 13 games for Dynamo Moscow (KHL) during the NHL work stoppage, collecting 10 points (2g/8a) with 42 penalty minutes...Also played 14 games for the Toronto Marlies (AHL), collecting nine points (6 goals, 3 assists) with 22 penalty minutes. **2011-12:** Won the KHL's Gagarin Cup with Dynamo Moscow...Ranked second on the team in goals (11) and third in points (24) during the regular season. **2010-11:** Ranked second in goals (14) and points (26) during his second season in the KHL with Dynamo Moscow...Played in the KHL All-Star Game. **2009-10:** Scored 16 points (5g/11a) in 47 games during his first season in the KHL.

NHL PLAYOFFS:

2019: Recorded one goal and one assist in 8 games as the Islanders advanced to the Eastern Conference Semifinals by sweeping the Pittsburgh Penguins in their first-round series, falling to the Carolina Hurricanes in Round 2. **2018:** Appeared in two playoff games in Toronto's first-round series against Boston. **2017:** Recorded an assist in six games during Toronto's first-round series against Washington. **2013:** Posted 17 penalty minutes in seven games during Toronto's first-round series against Boston.

INTERNATIONAL:

Played for Team Finland at the 2016 World Cup of Hockey...Has represented Team Finland at the IIHF World Championship eight times, winning gold once (2011) and silver twice (2015, 2016)...Won a bronze medal with Team Finland at the 2014 Olympic Games...Served as team captain with Team Finland at the 2007 IIHF World Junior Championship...Won a bronze medal with Team Finland at the 2006 IIHF World Junior Championships.

MILESTONES:

1st NHL Game:	01/19/13 at MTL
1st NHL Assist/Point:	01/29/13 at BUF
1st NHL Goal:	02/0-9/13 at MTL
100th NHL Game:	03/31/15 vs. TBL
100th NHL Point:	03/28/17 vs. FLA
200th NHL Game:	12/15/16 vs. ARI
300th NHL Game:	01/18/18 at PHI
400th NHL Game:	03/19/19 vs BOS

SINGLE GAME HIGHS:

Goals:	2 (8 times)	Last: 03/05/18 at BUF
Assists:	2 (3 times)	Last: 01/02/16 vs. STL
Points:	3 (3 times)	Last: 02/21/17 vs. WPG
PIM:	10	02/18/16 vs. NYR
+/-:	+3 (6 times)	Last: 11/15/18 vs NYR
TOI:	24:22	01/05/18 vs. SJS

KOMAROV VERSUS NHL:

TEAM	GP	G	A	PTS	PIM
ANA	7	3	1	4	2
ARI	10	2	2	4	0
BOS	21	4	3	7	8
BUF	20	7	3	10	4
CGY	8	1	1	2	4
CAR	15	1	4	5	7
CHI	9	0	1	1	2
COL	10	3	2	5	6
CBJ	15	3	4	7	2
DAL	8	1	2	3	4
DET	16	2	3	5	0
EDM	10	2	3	5	2
FLA	17	4	3	7	17
LAK	9	3	3	6	6
MIN	10	0	2	2	4
MTL	22	3	5	8	12
NSH	8	1	1	2	6
NJD	18	1	3	4	6
NYI	14	0	3	3	4
NYR	19	3	6	9	16
OTT	23	1	8	9	8
PHI	14	2	3	5	4
PIT	19	3	2	5	10
SJS	9	1	3	4	2
STL	9	0	4	4	2
TBL	20	0	2	2	8
TOR	3	0	1	1	4
VAN	9	1	3	4	11
VGK	4	0	1	1	0
WSH	19	2	5	7	12
WPG	13	4	3	7	10

47 | LEO KOMAROV | FORWARD

CAREER STATISTICS:

SEASON	REGULAR SEASON											PLAYOFFS					
	CLUB	LEA	GP	G	A	PTS	PIM	PP	SH	GW	+/-	GP	G	A	PTS	PIM	+/-
2006-07	Pelicans	SM-liiga	49	3	9	12	108	-	-	-	-	6	1	0	1	6	E
	Suomi	Finland-2	1	1	0	1	0	-	-	-	+1	-	-	-	-	-	-
	Finland	WJC	6	2	1	3	16	-	-	-	-1	-	-	-	-	-	-
2007-08	Pelicans U20	Jr. A SM-liiga	2	0	3	3	0	-	-	-	+1	-	-	-	-	-	-
	Pelicans	SM-liiga	53	4	10	14	76	-	-	-	-5	6	1	1	2	8	-
2008-09	Pelicans	SM-liiga	56	8	16	24	144	-	-	-	-7	10	0	1	1	16	-
	Finland	WC	5	0	1	1	4	-	-	-	E	-	-	-	-	-	-
2009-10	Dynamo Moskva	KHL	47	5	11	16	44	-	-	-	-1	4	0	1	1	16	-
	Finland	WC	7	1	0	1	0	-	-	-	-1	-	-	-	-	-	-
2010-11	Dynamo Moskva	KHL	52	14	12	26	70	-	-	-	+11	6	4	2	6	2	-
	Finland	WC	8	0	2	2	2	0	0	0	+2	-	-	-	-	-	-
2011-12	Dynamo Moskva	KHL	46	11	13	24	58	-	-	-	+8	20	5	2	7	49	-
	Finland	WC	10	1	0	1	4	0	0	0	-1	-	-	-	-	-	-
2012-13	Toronto	AHL	14	6	3	9	22	-	-	-	+7	-	-	-	-	-	-
	Dynamo Moskva	KHL	13	2	8	10	42	-	-	-	+2	-	-	-	-	-	-
	TORONTO	NHL	42	4	5	9	18	0	0	3	-1	7	0	0	0	17	E
2013-14	Dynamo Moskva	KHL	52	12	22	34	42	-	-	-	+16	7	3	1	4	22	-
	Finland	OG	6	0	0	0	0	0	0	0	+3	-	-	-	-	-	-
	Finland	WC	10	1	2	3	6	0	0	0	-1	-	-	-	-	-	-
2014-15	TORONTO	NHL	62	8	18	26	18	0	1	1	E	-	-	-	-	-	-
	Finland	WC	7	2	1	3	29	-	-	-	+2	-	-	-	-	-	-
2015-16	TORONTO	NHL	67	19	17	36	40	4	1	2	-12	-	-	-	-	-	-
	Finland	WC	10	3	4	7	9	2	0	2	+6	-	-	-	-	-	-
2016-17	TORONTO	NHL	82	14	18	32	31	4	1	1	+6	6	0	1	1	2	-1
	Finland	WC	3	0	1	1	2	-	-	-	-1	-	-	-	-	-	-
2017-18	TORONTO	NHL	74	7	12	19	31	2	1	0	E	2	0	0	0	0	-1
2018-19	NY Islanders	NHL	82	2	20	26	42	0	0	1	+18	8	1	1	2	8	+1
	NYI TOTALS		82	6	20	26	42	0	0	1	+18	8	1	1	2	8	+1
	NHL TOTALS		409	58	90	148	180	10	4	8	+11	23	1	2	3	27	-1

MANAGEMENT

47 LEO KOMAROV

IN THE SYSTEM

NHL DRAFT

SOUND TIGERS

YEAR IN REVIEW



14 | TOM KUHNACKL | FORWARD

SHOOTS: LEFT **HEIGHT:** 6-2 **WEIGHT:** 196 **BIRTHDAY:** 1.21.1992 **BIRTHPLACE:** LANDSHUT, GERMANY

ISLANDERS TRANSACTIONS:

Signed a one-year contract with the Islanders on July 2, 2018.

CAREER TRANSACTIONS:

Selected by the Pittsburgh Penguins in the fourth round, 110th overall, of the 2010 NHL Draft. Signed a three-year, entry-level contract with Pittsburgh on March 22, 2011. Signed a one-year contract with Pittsburgh on June 23, 2015. Signed a two-year contract with Pittsburgh on March 14, 2016.

LAST SEASON:

Recorded nine points (4g/5a) in 36 games during his first season with the Islanders and his fourth NHL campaign... Scored his first goal as an Islander on Oct. 30 at PIT... Skated in his 200th game on March 28 at WPG.

CAREER:

2017-18: Scored eight points (2g/6a) in a career-high 69 games during his third season with the Pittsburgh Penguins... Ranked third on the team in hits (139)... Finished second among Pittsburgh forwards in blocked shots (50) and third among team forwards in short-handed time on ice (146:56)... Played his 100th career NHL game Oct. 4 vs. St. Louis... Notched his first NHL power-play point with an assist on Oct. 11 at Washington... Scored on a penalty shot on Dec. 1 at Buffalo, becoming the first German since Marco Sturm (Jan. 9, 2007) to do so... Recorded his first multi-point game of the season (1g/1a) on Jan. 2 at Philadelphia... Suffered an injury on Feb. 6 vs. Vegas and missed eight games. **2016-17:** Established NHL career highs in points (16), assists (12) and plus-minus (+8) during his second season with Pittsburgh... Finished third among team forwards in blocked shots (42)... Ranked fourth among Penguins forwards in both short-handed time on ice (101:34) and hits (112)... Recorded two assists on Mar. 17 vs. New Jersey. **2015-16:** Started his fourth professional season with the Wilkes-Barre/Scranton Penguins of the American Hockey League, scoring 15 points (7g/8a) in 23 games... Made his NHL debut with the Penguins on Jan. 9 at Montreal and remained in the NHL for the rest of the season... Led all NHL rookies with two short-handed goals and led Pittsburgh rookies with 15 points (7g/8a)... Scored his first NHL goal vs. Ben Bishop on Feb. 20 vs. Tampa Bay. **2014-15:** Played the entire season with Wilkes-Barre/Scranton of the American Hockey League (AHL), setting career highs in games played (72), goals (12), assists (18) and points (30)... Led the team with two short-handed goals... Finished fourth on the team with 132 shots... Added two assists in eight Calder Cup Playoff games, as Wilkes-Barre/Scranton advanced to the second round. **2013-14:** Split his first professional season between Wilkes-Barre/Scranton (AHL) and the Wheeling Nailers of the ECHL... Combined for 24 points (15g/9a) in 64 games across both leagues... Skated in two AHL Playoff games and added six goals in 10 ECHL Playoff games.

NHL PLAYOFFS:

Has appeared in more Stanley Cup Playoff games (47) than any active German-born player. **2019:** Recorded three assists in 8 games as the Islanders advanced to the Eastern Conference Semifinals by sweeping the Pittsburgh Penguins in their first-round series, falling to the Carolina Hurricanes in Round 2. **2018:** Appeared in all 12 of Pittsburgh's Stanley Cup Playoff games, as the team advanced past Philadelphia in six games before falling to Washington in six. **2017:** Helped Pittsburgh capture their second straight Stanley Cup Championship, appearing in the Penguins first 11 postseason games before being sidelined for the Conference Final and Final due to injury. **2016:** Won the Stanley Cup with Pittsburgh, establishing postseason career highs in games (24), goals (2), assists (3) and points (5).

INTERNATIONAL:

Represented Germany at two World Under-17 Hockey Challenges (2008, 2009), two World Under-18 Junior Championships (2009, 2010 - D1) and the 2011 World Junior Championships (Buffalo & Niagara)... Won gold in 2010 (Division 1)... His game-winning goal for Germany in an Olympic qualifying tournament in August, 2017 earned his country a spot in the 2018 Winter Olympics

JUNIOR:

2011-12: Split his second and final Ontario Hockey League season between the Windsor Spitfires and the Niagara IceDogs, combining for 29 points (8g/21a) in 30 games... Missed time with a knee injury early in the season, before being traded from Windsor to Niagara on Nov. 2... Assessed a 20-game suspension after earning a five-minute major and game misconduct for charging Ryan Murphy on Nov. 4. **2010-11:** Led Windsor with 39 goals during his first season in North America... His 15 power-play goals were also a team high... Helped lead Windsor to the OHL conference finals by leading the team in postseason goals (11), points (23), plus-minus (+11) and power-play goals (4)... His playoff goal and point totals each ranked third overall in the league.

PERSONAL:

His father, Erich, was elected to IIHF Hall of Fame in 1997 and named German hockey player of the century in 2000.

MILESTONES:

1st NHL Game:	1/9/16 at MTL
1st NHL Assist/Point:	1/23/16 vs. VAN
1st NHL Goal:	2/20/16 vs. TBL (Bishop)
100th NHL Game:	10/4/17 vs. STL
200th NHL Game:	03/28/19 at WPG

SINGLE GAME HIGHS:

Goals:	2	Last: 11/13/18 vs VAN
Assists:	2 (3 times)	Last: 3/17/17 vs. NJD
Points:	3	3/20/16 vs. WSH
PIM:	12	3/20/16 vs. WSH
+/-:	+3 (3 times)	4/2/16 at NYI
TOI:	17:28	4/8/17 at TOR

KUHNACKL VERSUS NHL:

TEAM	GP	G	A	PTS	PIM
ANA	4	0	0	0	0
ARI	4	0	1	1	2
BOS	7	1	0	1	2
BUF	9	2	2	4	2
CGY	6	0	0	0	6
CAR	11	0	1	1	0
CHI	5	0	0	0	2
COL	4	0	0	0	0
CBJ	7	0	2	2	2
DAL	4	0	1	1	4
DET	8	1	0	1	0
EDM	5	0	0	0	2
FLA	9	1	3	4	2
LAK	2	0	0	0	0
MIN	5	0	0	0	0
MTL	5	0	0	0	0
NSH	4	0	0	0	0
NJD	11	1	4	5	0
NYI	11	1	1	2	2
NYR	14	0	2	2	0
OTT	8	0	0	0	4
PHI	13	1	4	5	2
PIT	2	1	1	2	2
SJS	5	0	1	1	0
STL	2	0	0	0	0
TBL	9	2	0	2	4
TOR	4	0	1	1	4
VAN	7	2	2	2	0
VGK	1	0	0	0	0
WSH	11	2	4	6	14
WPG	7	0	0	0	0

14 | TOM KUHNHACKL | FORWARD

CAREER STATISTICS:

SEASON	REGULAR SEASON										PLAYOFFS						
	CLUB	LEA	GP	G	A	PTS	PIM	PP	SH	GW	+/-	GP	G	A	PTS	PIM	+/-
2007-08	EV Landshut	GER-Jr.	30	21	20	41	102	-	-	-	-	3	1	0	1	2	-
	Germany	WHC-17	5	4	1	5	2	-	-	-	-	-	-	-	-	-	-
2008-09	EV Landshut	GER-Jr.	6	4	3	7	31	-	-	-	-	7	5	5	10	27	-
	Landshut	GER-2	42	11	10	21	34	-	-	-	-	6	1	0	1	6	-
	Germany	WHC-17	5	4	3	7	2	-	-	-	-	-	-	-	-	-	-
2009-10	Germany	WJC-18	6	1	1	2	4	-	-	-	-	-	-	-	-	-	-
	EV Landshut	GER-Jr.	2	1	3	4	0	-	-	-	+4	3	4	4	8	12	-
	Landshut	GER-2	38	12	9	21	38	-	-	-	-	6	0	0	0	2	-
2010-11	Augsburger	GER	4	0	0	0	0	0	0	0	-	-	-	-	-	-	-
	Germany	WJC-18	5	4	2	6	2	-	-	-	+8	-	-	-	-	-	-
	Windsor	OHL	63	39	29	68	47	15	1	-	+4	18	11	12	23	10	+11
2011-12	Germany	WJC	6	1	0	1	16	0	0	0	+5	-	-	-	-	-	-
	Windsor	OHL	4	1	3	4	6	0	0	-	-3	-	-	-	-	-	-
2012-13	Niagara	OHL	30	7	18	25	29	2	0	-	+17	20	6	5	11	14	-
	Wilkes-Barre	AHL	11	2	2	4	6	0	0	0	+3	-	-	-	-	-	-
2013-14	Wheeling	ECHL	2	1	0	1	2	0	0	-	+2	-	-	-	-	-	-
	Wilkes-Barre	AHL	48	8	2	10	22	4	0	3	-4	2	0	0	0	2	-
2014-15	Wheeling	ECHL	16	7	7	14	12	1	0	-	+10	10	6	0	6	6	-
	Wilkes-Barre	AHL	72	12	18	30	19	4	2	2	+10	8	0	2	2	0	+1
2015-16	PITTSBURGH	NHL	42	5	10	15	24	0	2	1	+3	24	2	3	5	0	+1
	Wilkes-Barre	AHL	23	7	8	15	18	1	0	0	+10	-	-	-	-	-	-
2016-17	PITTSBURGH	NHL	57	4	12	16	18	0	1	0	+8	11	1	1	2	4	+2
2017-18	PITTSBURGH	NHL	69	2	6	8	6	0	0	1	-6	12	0	0	0	4	E
2018-19	NY Islanders	NHL	36	4	5	9	10	0	0	0	+1	8	0	3	3	2	E-
	NYI TOTALS		36	4	5	9	10	0	0	0	+1	8	0	3	3	2	E
NHL TOTALS			204	15	33	48	58	0	3	2	+6	55	3	7	10	10	+3

MANAGEMENT


14 TOM KUHNHACKL

IN THE SYSTEM

NHL DRAFT

SOUND TIGERS

YEAR IN REVIEW



16 | ANDREW LADD | FORWARD

SHOOTS: LEFT HEIGHT: 6-3 WEIGHT: 193 BIRTHDAY: 12.12.1985 BIRTHPLACE: MAPLE RIDGE, BC

ISLANDERS TRANSACTIONS:

Signed by the Islanders as a free agent to a seven-year deal on July 1, 2016.

CAREER TRANSACTIONS:

Selected by the Carolina Hurricanes in the first round (4th overall) of the 2004 National Hockey League Draft. Acquired by Chicago Blackhawks from Carolina for Tuomo Ruutu on Feb. 26, 2008. Acquired by the Thrashers from Chicago for Ivan Vishnevskiy and a second-round selection in the 2011 NHL Draft on July 1, 2010. Acquired by Chicago, along with Jay Harrison and Matt Fraser, in exchange for Marko Dano, Chicago's 2016 first-round pick and a conditional third-round pick in 2018 on Feb. 25, 2016.

LAST SEASON:

Recorded 11 points (3g/8a) in 26 games during his third season with the Islanders and 15th NHL campaign... Added five points (1g/4a) in two games while with the Bridgeport Sound Tigers (AHL) on a conditioning stint... Missed the opening three games of the season while on IR with a lower-body injury... Missed 44 games from Nov. 15- Feb 23 with a lower-body injury... Missed the final six games of the season with a lower-body injury.

CAREER:

2017-18: Recorded 29 points (12g/17a) in 73 games during his second season with the Islanders and 13th NHL campaign...His plus-11 rating was second best on the team...Recorded his 500th NHL point (assist) on Oct. 15 at Los Angeles...Skated in his 900th NHL game on Feb. 22 at Toronto...Missed nine games from Jan. 5-31 with an upper body injury. **2016-17:** Recorded 31 points (23g/8a) in 78 games during his first season with the Islanders and 12th professional campaign...Finished third on the team in goals and power-play goals (3) and second on the team in game winners (4)...Skated in his 800th NHL game on Dec. 18 vs. Ottawa...Had a three-game goal streak (4g) from Feb. 16-19...Missed four games with an upper-body injury (Jan. 16-22). **2015-16:** Split his 11th professional season between the Winnipeg Jets and Chicago Blackhawks...Recorded 34 points (17g/17a) in 59 games with Winnipeg during his sixth year as the team's captain...Added 12 points (8g/4a) in 19 games with Chicago...Totaled nine multi-point games...Scored his 200th NHL goal on Feb. 18 at Tampa Bay...Played in his 700th NHL game on Oct. 27 vs. Los Angeles. **2014-15:** Recorded 62 points (24g/38a) in 81 games during his fifth season with the Winnipeg franchise and 10th NHL campaign...Led the Jets with career-highs in both assists and points...Tied a career-long, seven-game point streak (4g/5a) from Dec. 31 - Jan. 13...Recorded a career-high nine power-play goals...Set a career-high with 72 penalty minutes, including two fighting majors...Tied a career-high and led the Jets with six game-winning goals. **2013-14:** Recorded 54 points (23g/31a) in 78 games with Winnipeg...Ranked third on the team in goals and fourth on the team in points and assists...Recorded three assists on Oct. 22 vs. Washington, matching a single game career-high...Recorded a five-game points streak (2g/4a) from Jan. 31 - Feb. 8...Missed his first game as a Winnipeg Jet on March 24 at DAL (personal reasons), ending an ironman streak of 233 consecutive games. **2012-13:** Led the Jets in points (46) and assists (28) during the 48-game, work-stoppage shortened season...Played in his 500th NHL game on Feb. 21 at Carolina...Recorded his 300th career NHL point on Apr. 18 vs. Carolina...Recorded a career-high seven game point streak (4g/10a) from April 4-20...Named the NHL first star of the week ending Apr. 21, registering eight points (2g/6a) in three games. **2011-12:** Tallied 50 points (28g/22a) in 82 games with the Jets...Ranked second on the team in goals (28) and fourth in points (50)...Matched a career-high with six game-winning goals...Posted a career-high 265 shots on goal...Was the only Jet to play all 82 games...Scored his 100th NHL goal on Nov. 25 at Carolina. **2010-11:** Set a career-high with 29 goals in 81 games during his first season with the Atlanta Thrashers and sixth NHL campaign...Led the team in points (59) and goals (29)...Matched a career-high with two short-handed goals and matched a career-best with nine power-play goals...Named the eighth captain in Thrashers history on Nov. 18...Led all Thrashers forwards with 20:04 of average ice time...Recorded a six-game scoring streak (3g/5a) from Oct. 15-27...Posted a career-high four-game goal streak (5g) from Feb. 7-23. **2009-10:** Won the Stanley Cup with the Chicago Blackhawks during his third season with the club and fifth professional campaign...Tallied 38 points (17g/21a) in 82 games...Skated in his 300th career game on Feb. 14 at Columbus...Registered his first-career NHL hat trick on Mar. 7 vs. Detroit...Was one of five Chicago players to appear in all 82 regular season games. **2008-09:** Recorded 49 points (15g/34a) in 82 games with the Blackhawks...Established a career-high plus-26 rating, second among team forwards and third overall...Appeared in his 200th NHL game on Jan. 17 vs. STL. **2007-08:** Recorded 30 points (14g/16a) in 63 games, split between the Carolina Hurricanes and Chicago Blackhawks. **2006-07:** Recorded 21 points (11g/10a) in 65 games with the Hurricanes...Registered his first multi-goal game on March 24 vs. San Jose...Recorded his first NHL game-winning goal on March 9 at Washington...Scored back-to-back game-winning goals on March 22 (vs. Washington) and March 24 (vs. San Jose). **2005-06:** Won the Stanley Cup in his rookie season with Carolina...Recorded 11 points (6g/5a) in 29 games...Made his NHL debut on Nov. 20 vs. Tampa Bay...Scored his first career NHL goal on Nov. 25 vs. TOR...Added 19 points (11g/8a) in 25 AHL games with Lowell.

NHL PLAYOFFS:

2016: Recorded two points (1g/1a) in seven playoff games with the Blackhawks. **2015:** Recorded one assist in four playoff games with the Winnipeg Jets. **2010:** Won the 2010 Stanley Cup Championship with Chicago...Recorded a career-high six points (3g/3a) in 19 post-season games with the Blackhawks...Recorded a point in all three Stanley Cup Final games he appeared in, including a goal in the series-deciding Game 6 at Philadelphia...Tallied a career-long three game post-season point streak from June 4-9 (1g/2a)...Recorded a goal in the Stanley Cup clinching win on Jun. 9 at PHI. **2009:** Recorded four points (3g/1a) in 17 games as Chicago advanced to Western Conference Finals...Recorded his first playoff multi-point game on May 7 vs. Vancouver (1g/1a). **2006:** Won the 2006 Stanley Cup Championship with Carolina...Recorded an assist in his post-season debut on April 24 vs. MTL...Scored his first playoff goal on May 26 at BUF...Recorded the game-winning goal in Game 2 of the Stanley Cup Final on June 7 vs. Edmonton.

MILESTONES:

1st NHL Game:	11/20/05 vs. TBL
1st NHL Goal/Point:	11/25/05 vs. TOR (Tellqvist)
1st NHL Assist:	1/23/06 vs. MTL
100th NHL Game:	11/21/07 vs. PHI
200th NHL Game:	3/19/09 vs. MIN
100th NHL Point:	3/7/09 at BOS
300th NHL Game:	3/2/10 at NYI
100th NHL Assist:	11/21/10 vs. NYI
200th NHL Point:	3/11/11 vs. NJD
400th NHL Game:	4/7/11 at CAR
100th NHL Goal:	11/25/11 at CAR
500th NHL Game:	2/21/13 at CAR
300th NHL Point:	4/18/13 vs. CAR
400th NHL Point:	1/25/14 vs. TOR
600th NHL Game:	3/14/14 vs/ NYR
200th NHL Assist:	10/26/14 vs. COL
700th NHL Game:	10/27/15 vs. LAK
200th NHL Goal:	2/18/16 at TBL
800th NHL Game:	12/18/16 vs. OTT
500th NHL Point:	10/15/17 at LAK
900th NHL Game:	2/22/18 at TOR

SINGLE GAME HIGHS:

Goals:	3	3/7/10 vs. DET
Assists:	3 (five times)	Last: 1/14/16 vs. NSH
Points:	4	12/7/08 vs. PHX
PIM:	17 (twice)	Last: 3/31/12 at TBL
+/-:	+4 (three times)	Last: 10/18/18 at LAK
TOI:	26:47	4/20/13 at NYI

LADD VERSUS NHL:

TEAM	GP	G	A	PTS	PIM
ANA	23	8	4	12	6
ARI	28	8	7	15	23
BOS	37	7	8	15	27
BUF	28	6	9	15	25
CGY	24	5	15	20	8
CAR	35	11	11	22	12
CHI	17	5	8	13	4
COL	32	14	10	24	21
CBJ	34	3	12	15	23
DAL	30	10	6	16	12
DET	32	13	7	20	20
EDM	25	4	10	14	24
FLA	44	11	16	27	21
LAK	23	3	8	11	12
MIN	33	5	14	19	17
MTL	35	5	7	12	44
NSH	37	7	15	22	12
NJD	36	10	6	16	16
NYI	23	11	5	16	6
NYR	35	10	7	17	43
OTT	31	6	7	13	6
PHI	35	12	9	21	19
PIT	34	6	10	16	16
SJS	25	11	6	17	17
STL	37	6	16	22	13
TBL	40	11	12	23	47
TOR	33	10	13	23	23
VAN	25	7	6	13	17
VGK	1	1	0	1	0
WSH	51	18	21	39	22
WPG	23	4	4	8	6

16 | ANDREW LADD | FORWARD

INTERNATIONAL:

Played for Team Canada at three IIHF World Championships (2013- Stockholm/ Helsinki; 2012- Finland/Sweden; 2011- Slovakia)... Served as alternate captain for Team Canada in 2011...Won the gold medal with Team Canada at the 2005 World Junior Championships (Grand Forks, ND.), tallying seven points (3g, 4a) in six games.

JUNIOR:

Registered 120 points (49g/71a) in 137 career Western Hockey League games with the Vancouver Giants and Calgary Hitmen from 2001 to 2005...Added 18 points (8g/10a) in 19 WHL post-season games...Led all WHL rookies in goals (30) and points (75) in 2003-04 with Calgary.

CAREER STATISTICS:

SEASON	REGULAR SEASON											PLAYOFFS					
	CLUB	LEA	GP	G	A	PTS	PIM	PP	SH	GW	+/-	GP	G	A	PTS	PIM	+/-
2000-01	Okanagan	BC Midg	6	4	8	12	10	-	-	-	-	-	-	-	-	-	-
2001-02	Port Coquitlam	PIJHL	50	50	41	91	49	-	-	-	-	-	-	-	-	-	-
	Vancouver	WHL	1	0	0	0	0	0	0	0	E	-	-	-	-	-	-
2002-03	Coquitlam	BCHL	58	15	40	55	61	-	-	-	-	-	-	-	-	-	-
2003-04	Calgary	WHL	71	30	45	75	119	7	5	-	+39	7	1	6	7	10	-
2004-05	Calgary	WHL	65	19	26	45	167	6	2	-	+16	12	7	4	11	18	-
	Canada	WJC	6	3	4	7	2	-	-	-	+11	-	-	-	-	-	-
2005-06	CAROLINA	NHL	29	6	5	11	4	3	0	0	E	17	2	3	5	4	E
	Lowell	AHL	25	11	8	19	28	4	1	1	-9	-	-	-	-	-	-
2006-07	CAROLINA	NHL	65	11	10	21	46	2	0	3	+1	-	-	-	-	-	-
2007-08	CAROLINA	NHL	43	9	9	18	31	0	0	1	+9	-	-	-	-	-	-
	CHICAGO	NHL	20	5	7	12	4	1	0	0	+4	-	-	-	-	-	-
2008-09	CHICAGO	NHL	82	15	34	49	28	0	0	2	+26	17	3	1	4	12	+3
2009-10	CHICAGO	NHL	82	17	21	38	67	0	0	1	+2	19	3	3	6	12	+4
2010-11	ATLANTA	NHL	81	29	30	59	39	9	2	2	-10	-	-	-	-	-	-
	Canada	WC	8	1	4	5	2	0	0	1	+7	-	-	-	-	-	-
2011-12	WINNIPEG	NHL	82	28	22	50	64	4	0	6	-8	-	-	-	-	-	-
	Canada	WC	8	1	4	5	2	0	0	1	+7	-	-	-	-	-	-
2012-13	WINNIPEG	NHL	48	18	28	46	22	3	0	4	+10	-	-	-	-	-	-
	Canada	WC	8	3	3	6	4	1	0	1	+3	-	-	-	-	-	-
2013-14	WINNIPEG	NHL	78	23	31	54	57	4	0	2	+8	-	-	-	-	-	-
2014-15	WINNIPEG	NHL	81	24	38	62	72	9	0	6	+9	4	0	1	1	4	-3
2015-16	WINNIPEG	NHL	59	17	17	34	39	7	2	2	-10	-	-	-	-	-	-
	CHICAGO	NHL	19	8	4	12	6	3	0	1	-3	7	1	1	2	16	-1
2016-17	NY ISLANDERS	NHL	78	23	8	31	45	3	1	4	-14	-	-	-	-	-	-
2017-18	NY ISLANDERS	NHL	73	12	17	29	24	0	1	2	+11	-	-	-	-	-	-
2018-19	NY ISLANDERS	NHL	26	3	8	11	16	0	0	0	+3	-	-	-	-	-	-
	Bridgeport	AHL	2	1	4	5	2	0	0	0	+5	-	-	-	-	-	-
	NY ISLANDERS TOTALS		177	38	33	71	85	3	2	6	E	-	-	-	-	-	-
	NHL TOTALS		946	248	289	537	564	48	6	36	+38	64	9	9	18	48	+3

MANAGEMENT

16 ANDREW LADD

IN THE SYSTEM

2015 NHL ENTRY DRAFT

SOUND TIGERS

YEAR IN REVIEW



2 | NICK LEDDY | DEFENSEMAN

SHOOTS: LEFT HEIGHT: 6-0 WEIGHT: 204 BIRTHDAY: 3.20.1991 BIRTHPLACE: EDEN PRAIRIE, MN

ISLANDERS TRANSACTIONS:

Acquired in a trade from the Chicago Blackhawks with Kent Simpson in exchange for TJ Brennan, Ville Pokka and Anders Nilsson on October 4, 2014. Agreed to a seven-year deal on February 24, 2015.

CAREER TRANSACTIONS:

Selected by the Minnesota Wild in the first round (16th overall) of the 2009 National Hockey League Draft. Traded from Minnesota to Chicago, along with Kim Johnsson, in exchange for Cam Barker on Feb. 12, 2010. Signed a two-year deal with Chicago on July 3, 2013.

LAST SEASON:

Recorded 26 points (4G, 22A) in 82 games during his fifth season with the Islanders... Led the Islanders in TOI 27 times (NYI was 16-9-2 in those games)... One of seven Islanders to appear in all 82 games (one of two defensemen)... The team was 21-1-0 when he recorded a point... Led defensemen with 10 power-play points.

CAREER:

2017-18: Led all Islanders defensemen in points (42) and assists (32) during his fourth season with the club...Co-led team defensemen in goals (10)...Led the team in average time on ice (22:25) for the second straight season...Played in his 500th NHL game on Oct. 7 vs. Buffalo...Recorded his first career two-goal game on Nov. 5 vs. Colorado...Played a career-high 29:49 on Feb. 5 vs. Nashville...Notched his 200th career assist on March 11 at Calgary...Missed two games (March 27 at Ottawa, April 7 at Detroit) with undisclosed injuries.

2016-17: Set single-season career highs in goals (11) and points (46), while matching a career-high with 35 assists, during his seventh professional season and his third with the Islanders...Led Islanders defensemen in goals, assists, points and time on ice...Finished 14th in scoring amongst NHL defensemen...Ranked third overall on the team in assists and fourth in points...Posted eight multi-point games... Recorded his 200th NHL point on Feb. 12 vs. Colorado. **2015-16:** Scored 40 points, including a career-high 35 assists, during his second season with the Islanders and sixth NHL campaign...Led all Islanders defensemen in assists, points and games (81)...Finished second on the team in power-play scoring with 20 points (3g/17a)...Recorded seven multi-point games...Recorded a career-high nine PIM on Nov. 25 vs. PHI...Recorded two career-high, five-game point streaks [Dec. 27- Jan. 3 (1g/5a), Feb. 11- 19 (1G, 4A)]...Recorded a career-high, three-assist game on Feb. 7 vs. Edmonton...Recorded a four-game point streak (1g/6a), which included three straight multi-point games from March 3-9...Skated in his 400th NHL game on March 8 vs. Pittsburgh...Recorded a career-high 29:26 TOI on April 4 vs Tampa Bay. **2014-15:** Led all Islanders defensemen in points, goals and plus-minus rating, scoring 37 points (10g/27a) in 78 games during his first season with the Islanders...Finished second on the team in plus-minus rating with a career-high plus-18...Recorded eight multi-point games, including a season-high three-point game (1g/2a) on Feb. 19 vs. Nashville...Recorded his first career two-goal scoring streak (2g/1a) from Oct. 14-16...Scored his 100th career point (goal) on Nov. 11 vs. Colorado...Appeared in his 300th NHL game on Jan. 10 at Columbus...Had two points (1g/1a) and a career-high, plus-4 rating on Jan. 19 vs. Philadelphia...Missed four games with an upper-body injury from March 10-17...Recorded his 100th NHL assist in the final regular season game at Nassau Coliseum on Apr. 11 vs. Columbus. **2013-14:** Scored 31 points (7g/24a) in 82 games during his fourth and final season with Chicago...Ranked third among team defensemen in points, led the club's blueliners with four power-play goals and ranked second with 10 power-play points...Recorded a career-high 123 shots on goal... Equaled a career high with two assists on four occasions...Skated in his 200th NHL game on Nov. 23 at Vancouver...Recorded a career-high seven shots on Dec. 3 vs. Dallas. **2012-13:** Opened the work-stoppage shortened season with the Rockford IceHogs of the American Hockey League before appearing in all 48 NHL games with Chicago...Finished third among Blackhawks defensemen with 18 points (6g/12a)... Matched a career-long, four-game point streak (4a) from Jan. 19-24...Netted his first career overtime game-winner on Jan. 27 vs. Detroit... Tallied 16 points (3g/13a) in 31 regular-season games with Rockford. **2011-12:** Ranked second among team defensemen with 34 assists and 37 points in 82 games with Chicago...Recorded five multi-point games...Compiled two four-game point streaks (Nov. 13-19, 5a; Jan. 14-20, 4a)...Logged a regular-season career-high 27:59 of ice time on Jan. 2 vs. Edmonton...Skated in his 100th career game on Feb. 7 at Colorado. **2010-11:** Recorded four goals and three assists in 46 games as a rookie with Chicago...Was the third-youngest defenseman to play in the NHL during the season...Made his NHL debut on Oct. 7 at Colorado (age: 19y, 199d)...Recorded his first NHL goal on Oct. 11 at Buffalo... Logged a season-high 23:11 of ice time on Feb. 27 vs. Phoenix...Tallied his third goal of the campaign on March 13 at Washington, becoming the second defenseman in Chicago history to score at least three goals in a season before turning 20 (B. Gadsby, 1946-47)... Collected his first career NHL assist on March 20 at Phoenix...Notched his first NHL multi-point game (1g/1a) on April 6 vs. St. Louis...Posted 10 points (2g/8a) in 22 regular-season contests with Rockford.

NHL PLAYOFFS:

2019: Scored a goal in 8 games as the Islanders advanced to the Eastern Conference Semifinals by sweeping the Pittsburgh Penguins in their first-round series, falling to the Carolina Hurricanes in Round 2. **2016:** Scored four points (1g/3a) in 11 games as the Islanders advanced to the Eastern Conference Semifinals for the first time since 1993., defeating the Florida Panthers in their first-round series, falling to the Tampa Bay Lightning in Round 2...Led the team in average time on ice (27:03) and finished second among defensemen in scoring. **2015:** Recorded a playoff career-high five assists in seven games during the Islanders' First Round series against Washington.

2014: Registered a postseason career-high five points and four assists in 18 Stanley Cup Playoffs games as Chicago advanced to the Western Conference Semi Finals...Posted a playoff career-long three-game point streak (1g/2a) from May 18-24. **2013:** Won the 2013 Stanley Cup Championship with Chicago...Skated in a playoff career-high 26:00 on June 12 in Game 1 of the Stanley Cup Final vs. Boston. **2012:** Recorded three points (1g/2a) in six games vs. Arizona in the 2012 Western Conference Quarterfinals...Tallied his first NHL postseason point (assist) in Game 2 on April 14...Logged his first NHL postseason goal and a playoff career-high 5 SOG in Game 5 on April 21. **2011:** Skated in all seven games of the 2011 WCQF vs. Vancouver in his Stanley Cup Playoffs debut...Was the third-youngest player to appear in the playoffs that year.

MILESTONES:

1st NHL Game:	10/7/10 at COL
1st NHL Goal/Point:	10/11/10 at BUF (Miller)
1st NHL Assist:	03/20/11 at PHX
100th NHL Game:	02/07/12 at COL
200th NHL Game:	11/23/13 at VAN
100th NHL Point:	11/11/14 vs. COL
300th NHL Game:	01/10/15 at CBJ
100th NHL Assist:	04/11/15 vs. CBJ
400th NHL Game:	03/08/16 vs. PIT
200th NHL Point:	02/12/17 vs. COL
500th NHL Game:	10/07/17 vs. BUF
200th NHL Assist:	03/11/18 at CGY
600th NHL Game:	11/24/18 vs. CAR

SINGLE GAME HIGHS:

Goals:	2	11/5/17 vs. COL
Assists:	3	2/7/16 vs. EDM
Points:	3 (six times)	Last: 11/5/17 vs. COL
PIM:	9	11/25/15 vs. PHI
+/-:	+4 (twice)	Last: 2/7/16 vs. EDM
TOI:	29:49	2/5/18 vs. NAS

LEDDY VERSUS NHL:

TEAM	GP	G	A	PTS	PIM
ANA	21	2	6	8	4
ARI	22	0	7	7	0
BOS	19	0	2	2	4
BUF	20	2	6	8	0
CGY	22	2	5	7	0
CAR	25	3	12	15	4
CHI	9	0	3	3	2
COL	24	4	7	11	6
CBJ	37	2	13	15	10
DAL	24	4	7	11	8
DET	31	4	10	14	8
EDM	21	1	12	13	6
FLA	21	4	6	10	4
LAK	20	1	5	6	4
MIN	25	3	10	13	0
MTL	18	0	4	4	2
NSH	20	5	9	14	2
NJD	23	2	8	10	2
NYI	5	0	1	1	0
NYR	24	4	9	13	8
OTT	17	1	8	9	4
PHI	24	5	8	13	13
PIT	25	2	9	11	4
SJS	21	2	8	10	8
STL	28	2	13	15	6
TBL	20	0	5	5	2
TOR	19	3	12	15	6
VAN	21	0	5	5	4
VGK	4	0	2	2	2
WSH	25	1	5	6	2
WPG	15	1	7	8	0

2 | NICK LEDDY | DEFENSEMAN

INTERNATIONAL:

Won a bronze medal with Team USA at the 2011 World Junior Championship in Buffalo, posting two assists in five contests ... Represented Team USA at the U18 Ivan Hlinka Memorial Tournament in 2008, recording two assists in four games.

COLLEGE:

2009-10: Played one season at the University of Minnesota of the Western Collegiate Hockey Association...Finished second among NCAA freshmen with 11 points (3G, 8A) in 30 games...Missed nine games due to injury (Nov. 1-28).

HIGH SCHOOL:

2008-09: Won the 2009 Mr. Hockey Award, given annually to the most outstanding senior high school hockey player in the state of Minnesota...Led Eden Prairie High School to the 2009 Minnesota Class 2A

CAREER STATISTICS:

SEASON	CLUB	REGULAR SEASON										PLAYOFFS					
		LEA	GP	G	A	PTS	PIM	PP	SH	GW	+/-	GP	G	A	PTS	PIM	+/-
2006-07	Eden Prairie	HIGH-MN	28	2	16	18	10	-	-	-	-	-	-	-	-	-	-
2007-08	Eden Prairie	HIGH-MN	27	6	22	28	14	-	-	-	-	-	-	-	-	-	
	USNTDP-U18	USDP	4	0	2	2	-	-	-	-	-	-	-	-	-	-	
2008-09	Eden Prairie	HIGH-MN	31	12	33	45	26	-	-	-	-	-	-	-	-	-	
	Team Southwest	USHS	24	9	11	20	-	-	-	-	-	-	-	-	-	-	
2009-10	Minnesota	WCHA	30	3	8	11	4	1	0	1	+6	-	-	-	-	-	
2010-11	CHICAGO	NHL	46	4	3	7	4	0	0	0	-3	7	0	0	0	-1	
	Rockford	AHL	22	2	8	10	2	0	0	0	-7	-	-	-	-	-	
	United States	WJC	6	0	3	3	0	0	0	0	+1	-	-	-	-	-	
2011-12	CHICAGO	NHL	82	3	34	37	10	0	0	0	-12	6	1	2	3	+1	
2012-13	CHICAGO	NHL	48	6	12	18	10	2	0	2	+15	23	0	2	4	-8	
	Rockford	AHL	31	3	13	16	12	1	0	0	-2	-	-	-	-	-	
2013-14	CHICAGO	NHL	82	7	24	31	10	4	0	1	+10	18	1	4	5	-3	
2014-15	NY ISLANDERS	NHL	78	10	27	37	14	1	0	1	+18	7	0	5	0	E	
2015-16	NY ISLANDERS	NHL	81	5	35	40	25	3	0	1	-9	11	1	3	4	+1	
2016-17	NY ISLANDERS	NHL	81	11	35	46	12	3	0	1	-3	-	-	-	-	-	
2017-18	NY ISLANDERS	NHL	80	10	32	42	20	4	0	1	-42	-	-	-	-	-	
2018-19	NY ISLANDERS	NHL	82	4	22	26	18	0	0	0	E	8	1	0	1	-1	
	NY ISLANDERS TOTALS		402	40	151	191	89	11	0	4	-36	26	2	8	10	E	
	NHL TOTALS		660	60	224	284	123	17	0	7	-26	80	4	16	20	-11	

MANAGEMENT

2 NICK LEDDY

IN THE SYSTEM

NHL ENTRY DRAFT

SOUND TIGERS

YEAR IN REVIEW



27 | ANDERS LEE | FORWARD

SHOOTS: LEFT HEIGHT: 6-3 WEIGHT: 231 BIRTHDAY: 7.3.1990 BIRTHPLACE: EDINA, MN

ISLANDERS TRANSACTIONS:

Selected by the Islanders in the sixth round (152nd overall) of the 2009 National Hockey League Draft. Agreed to a two-year, entry-level contract on April 1, 2013. Accepted his qualifying offer on July 11, 2014. Agreed to a four-year deal on June 30, 2015.

LAST SEASON:

Named the 15th captain in Islanders franchise history on Oct 4, 2018, becoming just the third American-born captain in team history... Led the Islanders in goals (28), PPG (10) & GWG (5) during his sixth NHL campaign... Recorded 51 points and a career-high 23 assists in 82 games... Recorded a career-high plus-20 rating... Posted a career-high four-point game (Oct. 27 vs PHI)... One of seven Islanders to appear in all 82 games this season. Lee is the Islanders reigning ironman at 200 straight games played... Had a team-long 4-game goal streak (March 11-17)... Had 13 Three-Star of the game selections, including seven first-star selections... Recorded his 100th NHL assist on Jan. 10 at NYR... Skated in his 400th Game on Feb. 14 at CBJ

CAREER:

2017-18: Established career-highs in goals (40), assists (22), points (62) and games played (82) during his sixth season with the Islanders... Led the Islanders in goals for the second straight season and was tied for seventh in the league in goals... Recorded nine multi-goal games... Led the Islanders with a career-high 14 power-play goals, which tied for sixth in the NHL... Became the first Islander since Jason Blake (2006-07) to reach the 40-goal mark... Became the first Islander since Ziggy Palffy (1995-96 to 1997-98) to have consecutive 34+ goal seasons... Recorded a seven game point streak from Oct. 19 - Nov. 2... Scored his 100th NHL goal on Dec. 4 at Florida... Skated in his 300th game on Dec. 31 at Colorado... Recorded his 200th NHL point on March 18 vs. Carolina... Was one of four Islanders to appear in all 82 games... Ended season having played 118 consecutive games for the longest active Islanders streak. **2016-17:** Scored 52 points (34g/18a) during his fifth season with the Islanders... Led the team in goals, game-winning goals (6), multi-goal games (8) and power-play goals (9)... Finished third on the team in points and posted the second-most penalty minutes (56)... Tied for 10th in the NHL in goals... Posted 13 multi-point games, including three straight from Feb. 3-6 (1g/5a)... Played in his 200th NHL game on Nov. 5 at San Jose... Scored his 100th NHL point (goal) on Dec. 4 vs. Detroit... Scored 33 goals in final 63 games, second most in the NHL over that stretch... Tied for second on the team with five "First-Star" selections... Won the Bobby Nystrom Award, as the Islander that best exemplifies leadership, hustle and dedication. **2015-16:** Scored 36 points (15g/21a) in 80 games during his third full season with the Islanders... Tied for second on the team in penalty minutes (51)... Recorded two four-game point streaks: Oct. 12-20 (2g/3a) and March 1-8 (3g/2a)... Had six multi-point games... Suffered a broken left fibula on Apr. 7 at NY Rangers and missed the remainder of the season. **2014-15:** Scored 41 points (25g/16a) in 76 games as a rookie with the Islanders... Finished fourth among NHL rookies in goals and sixth in points... Ranked second on the Islanders in goals and game-winning goals (6), fifth in plus-minus rating (+9) and sixth in points... Had six multi-point games, including three multi-goal games and a career-high, four-point (4a), plus-4 game on Feb. 14 vs. Columbus... Named one of the three Stars of the Game 11 times, including two First Star honors... Began the season with the Bridgeport Sound Tigers of the American Hockey League, scoring five points (3g/2a) in five games before being recalled on Oct. 22... Reached the 20-goal mark on Feb. 24 vs. Arizona... Had a six-game point streak (3g/3a) from Feb. 28 - Mar. 10... Played his 100th NHL game on Apr. 11 vs. Columbus. **2013-14:** Scored 14 points (9g/5a) in 22 games with the Islanders during his first professional season... Started the season with Bridgeport (AHL), scoring 41 points (22g/19a) in 54 games... Finished first on Bridgeport in goals and second in points... With the Islanders, tied for fourth on the team with a plus-3 rating... Earned Star of the Game honors in six games... Recorded five multi-point games... Earned his first recall of the season on Feb. 24 and remained with the club through the season's end... Recorded his first two-goal game in his season debut on Feb. 27 vs. Toronto... Posted 10 points (6g/4a) in his first nine games of the season with the Islanders, including four multi-point games.

NHL PLAYOFFS:

2019: Recorded four points (1g/3a) in 8 games as the Islanders advanced to the Eastern Conference Semifinals by sweeping the Pittsburgh Penguins in their first-round series, falling to the Carolina Hurricanes in Round 2. **2016:** Missed the Stanley Cup Playoffs due to a broken left fibula. **2015:** Made his Stanley Cup Playoffs debut, appearing in five games during the Islanders' First Round series against Washington... Posted one assist in the series.

INTERNATIONAL:

Represented the United States at three World Championships (2018 - Denmark; 2017 - Cologne/Paris, 2015 - Czech Republic), winning bronze in 2018 and 2015... Finished second on Team USA in goals (5g) and points (8pts) in 2017.

COLLEGE/JUNIOR:

2012-13: Led the Notre Dame Fighting Irish in points (38) for the third-straight season during his junior campaign in the Central Collegiate Hockey Association... Led the team and tied for first in the CCHA with 20 goals... Served as team captain... Played in all 41 games... Named team MVP, First Team All-CCHA and Second Team CCHA Hockey Division I West All-American... Was a finalist for the CCHA Player of the Year and CCHA Top Defensive Forward awards... Won the CCHA Warrior Player of the Month in November... Led his club to a CCHA tournament championship and NCAA tournament berth... Joined the Islanders after the conclusion of his college season... Scored a goal on his first shot in his NHL debut with the Islanders on Apr. 2 vs. Winnipeg... Recorded his first NHL assist in his second career game on Apr. 6 vs. Tampa Bay. **2011-12:** Led Notre Dame in goals (17) for the second straight season and finished second in points (34) in 40 games as a sophomore in the CCHA... Tied for the team lead with seven power-play goals... Recorded an even plus-minus rating. **2010-11:** Led Notre Dame in goals (24) in 44 games as a freshman... Ranked second on the team with 44 points, finished third with 20 assists and ranked fourth in plus-minus rating (+19)... Tied for first on the team with six power-play goals... Was named to the CCHA All-Rookie Team and was a second-team all-CCHA selection... Was a three-time CCHA Rookie of the Week selection

MILESTONES:

1st NHL Game:	4/2/13 vs. WPG
1st NHL Goal/Point:	4/2/13 vs. WPG (Pavelec)
1st NHL Assist:	4/6/14 vs. TBL
100th NHL Game:	4/11/15 vs. CBJ
200th NHL Game:	11/5/16 at SJS
100th NHL Point:	12/4/16 vs. DET
100th NHL Goal:	12/4/17 at FLA
300th NHL Game:	12/31/18 at COL
200th NHL Point:	3/18/18 vs. CAR
100th NHL Assist:	01/10/19 at NYR
400th NHL Game:	02/14/19 at CBJ

SINGLE GAME HIGHS:

Goals:	2 (23 times)	Last: 3/22/18 vs. TBL
Assists:	4	2/14/15 vs. CBJ
Points:	4 (twice)	10/27/18 at PHI
PIM:	7 (twice)	Last: 1/9/16 at PHI
+/-:	+4	2/14/15 vs. CBJ
TOI:	22:54	2/22/15 vs. VAN

LEE VERSUS NHL:

TEAM	GP	G	A	PTS	PIM
ANA	10	0	3	3	2
ARI	10	1	1	2	6
BOS	14	3	2	5	4
BUF	13	6	1	7	4
CGY	11	3	0	3	0
CAR	20	7	10	17	14
CHI	10	2	2	4	8
COL	10	4	2	6	2
CBJ	22	5	9	14	7
DAL	10	6	3	9	6
DET	15	6	4	10	4
EDM	11	5	2	7	15
FLA	17	3	3	6	13
LAK	10	6	1	7	2
MIN	11	4	5	9	12
MTL	16	4	2	6	6
NSH	10	3	6	9	6
NJD	23	10	3	13	19
NYI	-	-	-	-	-
NYR	20	7	4	11	6
OTT	17	6	4	10	2
PHI	20	5	6	11	14
PIT	20	6	4	10	14
SJS	10	8	3	11	11
STL	10	5	3	8	8
TBL	17	5	3	8	18
TOR	15	6	6	12	12
VAN	11	3	5	8	4
VGK	4	0	2	2	2
WSH	22	7	3	10	15
WPG	12	11	5	16	6

27 | ANDERS LEE | FORWARD

and a three-time CCHA Rookie of the Month pick (Oct., Dec., Feb.)...Scored a hat trick in his first game vs. Holy Cross on Oct. 8. **2009-10:** Led Green Bay (United States Hockey League) in goals (35) and points (66) in 59 games during his rookie USHL season...Posted a team-high, plus-38 rating...Led the team with nine game-winning goals...Added a team-high 22 points (10g/12a) in 12 playoff games, with a team-best plus-10 rating. **2008-09:** Was one of 10 finalists for the Mr. Hockey Award, given annually to the most outstanding High School senior hockey player in Minnesota.

CAREER STATISTICS:

SEASON	CLUB	REGULAR SEASON										PLAYOFFS					
		LEA	GP	G	A	PTS	PIM	PP	SH	GW	+/-	GP	G	A	PTS	PIM	+/-
2006-07	St. Thomas	HIGH-MN25	21	23	44	32	-	-	-	-	-	-	-	-	-	-	-
2007-08	Edina	HIGH-MN25	25	18	43	18	-	-	-	-	-	-	-	-	-	-	
2008-09	Edina	HIGH-MN25	20	46	66	22	-	-	-	-	-	-	-	-	-	-	
2009-10	Green Bay	USHL	59	35	31	66	54	-	-	-	+38	12	10	12	22	13	+10
2010-11	Notre Dame	CCHA	44	24	20	44	16	6	1	7	-	-	-	-	-	-	
2011-12	Notre Dame	CCHA	40	17	17	34	24	7	0	1	-	-	-	-	-	-	
2012-13	Notre Dame	CCHA	41	20	18	38	37	44	1	2	-	-	-	-	-	-	
	NY ISLANDERS	NHL	2	1	1	2	0	0	0	0	-3	-	-	-	-	-	
2013-14	Bridgeport	AHL	54	22	19	41	83	9	0	5	+1	-	-	-	-	-	
	NY ISLANDERS	NHL	22	9	5	14	14	2	0	0	+3	-	-	-	-	-	
2014-15	NY ISLANDERS	NHL	76	25	16	41	47	7	0	6	+9	5	0	1	1	7	-2
	United States	WC	10	1	4	5	2	0	0	0	-1	-	-	-	-	-	
2015-16	NY ISLANDERS	NHL	80	15	21	36	51	8	0	3	-2	-	-	-	-	-	
2016-17	NY ISLANDERS	NHL	81	34	18	52	56	9	0	6	+9	-	-	-	-	-	
	United States	WC	8	5	3	8	10	1	5	0	-2	-	-	-	-	-	
2017-18	NY ISLANDERS	NHL	82	40	22	62	44	14	0	2	-25	-	-	-	-	-	
	United States	WC	10	4	0	4	4	0	0	0	+1	-	-	-	-	-	
2018-19	NY ISLANDERS	NHL	82	28	23	51	58	10	0	5	+20	8	1	3	4	8	-1
	NY ISLANDERS TOTALS		425	152	106	258	256	48	0	22	+11	8	1	3	4	8	-1
	NHL TOTALS		425	152	106	258	256	48	0	22	+11	8	1	3	4	8	-1

MANAGEMENT

27 ANDERS LEE

IN THE SYSTEM

NHL ENTRY DRAFT

SOUND TIGERS

YEAR IN REVIEW



17 | MATT MARTIN | FORWARD

SHOOTS: LEFT **HEIGHT:** 6-3 **WEIGHT:** 220 **BIRTHDAY:** 5.8.1989 **BIRTHPLACE:** WINDSOR, ON

ISLANDERS TRANSACTIONS:

Selected by the Islanders in the fifth round (148th overall) of the 2008 National Hockey League Draft. Agreed to a four-year contract on September 14, 2012. Acquired from the Toronto Maple Leafs in exchange for Eamon McAdam on July 3, 2018.

CAREER TRANSACTIONS:

Signed a four-year contract with the Toronto Maple Leafs on July 1, 2016.

LAST SEASON:

Recorded 14 points (6g/8a) in 67 games during his return to the Islanders after two seasons in Toronto... The Islanders went 35-16-6 when the line of Clutterbuck, Cizikas & Martin was in the lineup... Led the team in hits (275), fifth most in the NHL... Played in his 600th NHL game on Jan 8 vs CAR... Missed four games (Feb. 28 - March 9) with an upper body injury... Missed 10 games (Nov 11 - Nov. 26) with an upper body injury

CAREER:

2018-19: Scored 12 points (3g/9a) in 50 games during his second season with the Toronto Maple Leafs... Led Toronto in penalty minutes (50)... Recorded his 100th career NHL point with an assist on Oct. 26 vs. Carolina... Had his first career three-assist and three-point game on Nov. 4 at St. Louis. **2016-17:** Led the Maple Leafs in penalty minutes (123) and hits (300) during his first season with Toronto... Played in all 82 regular season games for the first time in his NHL career... Appeared in his 500th NHL game on Feb. 28 at SJS. **2015-16:** Established new career-highs in goals (10), assists (9) and points (19) during his sixth full season with the Islanders... Led the NHL in hits (365) for the fifth straight season... Led New York in penalty minutes (119)... Recorded 10 hits on Jan. 9 at PHI... Tied a career long three-game point streak from Feb. 19-25 (1g/2a)... Missed two games due to an upper-body injury from April 7-8... Won his fifth straight Bob Nystrom Award, given annually to the islander who best exemplifies leadership, hustle and dedication. **2014-15:** Scored 14 points (8g/6a) in 78 games with the Islanders... Broke his own NHL record for hits in a season with 382 (hits became an official stat in 2005-06), marking the fourth straight season he led the league in hits... Led the team in penalty minutes (114)... Earned First Star honors and scored a goal in his 300th NHL game on Nov. 22 vs. Pittsburgh... Suffered a shoulder injury on Apr. 4 vs. Buffalo and missed the final three games of the regular season... Won his fourth straight Bob Nystrom Award, given annually to the islander who best exemplifies leadership, hustle and dedication. **2013-14:** S Scored 14 points (8g/6a) in 79 games during his fourth full season with the Islanders... Set a career high in goals and matched his career best in points... Led the NHL in hits for the third straight season with 359... Finished second on the team in penalty minutes (90) and third on the team in game-winning goals (3)... Led all Islanders with 10 major penalties... Won his third straight Bob Nystrom Award... Missed three games with a lower-body injury from Feb. 27 - Mar. 2... Scored two goals, including the game winner and went plus-4 on Mar. 25 at Carolina. **2012-13:** Scored 11 points (4g/7a) in 48 games during his third season with the Islanders... Led the NHL in hits (234) for the second-consecutive season... Led the Islanders in penalty minutes (63) and major penalties (7)... Was one of eight Islanders to appear in every game... Had a two-point game (1g/1a), including his first career power-play goal on Mar. 5 vs. Montreal... Played his 200th NHL game on Apr. 25 at Philadelphia... Won the Bob Nystrom Award for the second straight season. **2011-12:** Led the NHL with 374 hits during his second season with the Islanders, setting a new NHL record (he later surpassed his record in 2014-15)... Scored 14 points (7g/7a)... His career-high 15 major penalties were tied for eighth in the league... Placed second on the team in short-handed points (2a)... Missed two games due to illness from Mar. 10-11... Won the Bob Nystrom Award. **2010-11:** Recorded 14 points (5g/9a) in 68 games as an Islanders rookie... Finished third on the team with 147 penalty minutes and second on the team with 13 fighting majors... Ranked fourth in the NHL with 299 hits, despite playing in fewer games than every other top-10 hitter in the league... Started the season with the Bridgeport Sound Tigers (American Hockey League), posting three points (1g/2a) in seven games before being recalled from loan on Oct. 25... Made his Islanders season debut on Oct. 27 at Montreal... Scored his first NHL goal (A. Auld) on Oct. 29 vs. Montreal... Was assessed a two-game suspension for his hit on Vernon Fiddler on Dec. 18 vs. Phoenix... Posted 27 penalty minutes, including a game misconduct on Feb. 11 vs. Pittsburgh (received a four-game suspension)... Scored two goals on Feb. 24 at Philadelphia. **2009-10:** Spent most of his first professional season with Bridgeport (AHL), while also skating in five games with the Islanders... Tallied 31 points (12g/19a) in 76 games with the Sound Tigers, finishing sixth on the team in points and goals and seventh in assists... Recorded two assists in his NHL debut on Feb. 9 vs. Nashville... Recorded his first NHL fight on Feb. 10 at Pittsburgh (T. Kennedy)... Made his professional playoff debut with Bridgeport, scoring one goal and two assists in five first-round Calder Cup Playoff games against the eventual AHL Champion Hershey Bears.

NHL PLAYOFFS:

One of two players (Cizikas) to have appeared in every Islanders playoff game since 2013. **2019:** Appeared in all 8 games as the Islanders advanced to the Eastern Conference Semifinals by sweeping the Pittsburgh Penguins in their first-round series, falling to the Carolina Hurricanes in Round 2. **2017:** Recorded two assists in six games during Toronto's first-round series against Washington. **2016:** Appeared in a career-high 11 playoff games as the Islanders advanced to the Eastern Conference Semifinals for the first time in 23 years, defeating the Florida Panthers in their first-round series before falling to the Tampa Bay Lightning in Round 2. **2015:** Played in seven games during the Islanders' First Round series against Washington, recording one assist. **2013:** Made his Stanley Cup Playoffs debut, scoring one goal in six games during the Islanders' Eastern Conference Quarterfinals against Pittsburgh.

JUNIOR:

2008-09: Posted Junior career highs in goals (35), assists (30) and points (65) in 61 Ontario Hockey League games with the Sarnia Sting... Added three goals in five playoff games... Served as team captain. **2007-08:** Ranked third on Sarnia in goals (25) and finished with 38 points... Ranked second on the team with 155 penalty minutes... Scored six points (3g/3a) in nine playoff games. **2006-07:** Posted six points (3g/3a) in 39 games as a rookie with Sarnia.

MILESTONES:

1st NHL Game:	2/9/10 vs. NSH
1st NHL Assist/Point:	2/9/10 vs. NSH
1st NHL Goal:	10/29/10 vs. MTL (Auld)
100th NHL Game:	12/10/11 vs. PIT
200th NHL Game:	4/25/13 at PHI
300th NHL Game:	11/22/14 vs. PIT
100th NHL Point:	10/26/17 vs. CAR
400th NHL Game:	1/9/16 at PHI
500th NHL Game:	2/28/17 at SJS
600th NHL Game:	01/10/19 at CAR

SINGLE GAME HIGHS:

Goals:	2 (twice)	Last: 3/25/14 at CAR
Assists:	3	11/4/17 at STL
Points:	3	11/4/17 at STL
PIM:	27	2/11/11 vs. PIT
+/-:	+4	3/25/14 at CAR
TOI:	18:29	3/29/14 vs. NJD

MARTIN VERSUS NHL:

TEAM	GP	G	A	PTS	PIM
ANA	13	2	0	2	29
ARI	14	1	0	1	8
BOS	28	0	2	2	40
BUF	29	2	4	6	41
CGY	14	0	2	2	18
CAR	31	4	2	6	34
CHI	14	0	2	2	4
COL	14	1	0	1	29
CBJ	23	1	2	3	30
DAL	11	0	2	2	25
DET	20	1	7	8	11
EDM	14	2	2	4	25
FLA	26	1	5	6	26
LAK	14	2	3	5	12
MIN	14	2	1	3	7
MTL	28	2	4	6	40
NSH	12	0	3	3	9
NJD	34	3	3	6	31
NYI	3	0	0	0	2
NYR	34	2	2	4	77
OTT	28	5	1	6	44
PHI	36	3	4	7	68
PIT	37	4	2	6	89
SJS	14	1	0	1	18
STL	14	2	4	6	14
TBL	26	6	3	9	65
TOR	22	1	4	5	8
VAN	13	2	1	3	40
VGK	4	0	0	0	2
WSH	30	3	1	4	44
WPG	22	3	1	4	16

17 | MATT MARTIN | FORWARD

CAREER STATISTICS:

SEASON	REGULAR SEASON											PLAYOFFS					
	CLUB	LEA	GP	G	A	PTS	PIM	PP	SH	GW	+/-	GP	G	A	PTS	PIM	+/-
2005-06	Blenheim	OHA-C	40	11	12	23	102	-	-	-	-	-	-	-	-	-	-
2006-07	Sarnia	OJHL-B	9	2	5	7	16	-	-	-	-	4	0	0	0	0	-
	Sarnia	OHL	39	3	3	6	5	2	-	-	-	-	-	-	-	-	-
2007-08	Sarnia	OHL	66	25	13	38	155	-	-	-	-	9	3	3	6	16	-
2008-09	Sarnia	OHL	61	35	30	65	142	17	1	1	+6	5	3	0	3	10	-
2009-10	NY ISLANDERS	NHL	5	0	2	2	26	0	0	0	-1	-	-	-	-	-	-
	Bridgeport	AHL	76	12	19	31	113	4	1	1	E	5	1	2	3	4	E
2010-11	NY ISLANDERS	NHL	68	5	9	14	147	0	0	1	-13	-	-	-	-	-	-
	Bridgeport	AHL	7	1	2	3	11	0	0	0	E	-	-	-	-	-	-
2011-12	NY ISLANDERS	NHL	80	7	7	14	121	0	0	1	-17	-	-	-	-	-	-
2012-13	NY ISLANDERS	NHL	48	4	7	11	63	1	0	1	-2	6	1	0	1	14	E
2013-14	NY ISLANDERS	NHL	79	8	6	14	90	0	0	3	-11	-	-	-	-	-	-
2014-15	NY ISLANDERS	NHL	78	8	6	14	114	0	0	2	-4	7	0	1	1	12	+1
2015-16	NY ISLANDERS	NHL	80	10	9	19	119	0	0	1	+2	11	0	0	0	12	-1
2016-17	TORONTO	NHL	82	5	4	9	123	0	0	0	E	6	0	2	2	6	-2
2017-18	TORONTO	NHL	50	3	9	12	50	0	0	0	E	-	-	-	-	-	-
2018-19	NY ISLANDERS	NHL	67	6	8	14	53	0	0	1	+5	8	0	0	0	0	-4
	NYI TOTALS		505	48	54	102	733	1	0	10	-41	32	1	1	2	38	-4
	NHL TOTALS		637	56	67	123	906	1	0	10	-41	38	1	3	4	44	-6

MANAGEMENT

17 MATT MARTIN

IN THE SYSTEM

NHL DRAFT

SOUND TIGERS

YEAR IN REVIEW



24 | SCOTT MAYFIELD | DEFENSEMAN

SHOOTS: RIGHT HEIGHT: 6-4 WEIGHT: 227 BIRTHDAY: 10.14.1992 BIRTHPLACE: ST. LOUIS, MO

ISLANDERS TRANSACTIONS:

Selected by the Islanders in the second round (34th overall) of the 2011 National Hockey League Draft. Agreed to an Entry-Level Contract on Apr. 5, 2013. Agreed to a two-year deal on July 12, 2016. Signed a five-year contract on Jan. 4, 2018.

LAST SEASON:

Set career-highs in goals (4), assists (15) and points (19) in 79 games during his third full season with the Islanders and fifth pro campaign... Led the team with 159 blocked shots, 12th most in the NHL... Recorded a career-high plus-5 rating and three assists on Oct. 18 at LAK... New York was 7-1-0 in games when he led the team in TOI... Led the team in PIM (68)... Played in his 100th NHL game on Nov. 18 vs DAL

CAREER:

2017-18: Set career-highs in assists (10), points (12), games (47) and penalty minutes (45) during his fifth professional season... Recorded three multi-point games... Recorded a career-high 25:16 TOI on Jan. 25 at Vegas... Missed 23 games due to injury, including a 22-game stretch from Feb. 5-March 27 with a lower-body ailment. **2016-17:** Split his fourth professional season between the Islanders and Bridgeport Sound Tigers of the American Hockey League... Scored nine points (2g/7a) in 25 games with the Islanders as a rookie... Recorded his first NHL assist & multi-point game on Nov. 30 vs. Pittsburgh... Added six points (3g/3a) in 23 AHL games. **2015-16:** Spent the majority of his third professional season with the Sound Tigers (AHL), scoring 12 points (5g/7a) in 54 games... Also appeared in six NHL games with the Islanders, scoring one goal and adding 11 penalty minutes... Earned his first recall of the season on Jan. 9 and played in two NHL games... Had his second NHL recall on Feb. 1, playing in one game... Recalled by the Islanders on April 5, and played three NHL games... Scored his first NHL goal against Linus Ullmark April 9 vs. Buffalo... Played in his 200th AHL game on April 16 at Albany... Appeared in all three Calder Cup Playoff games for the Sound Tigers. **2014-15:** Scored 14 points (1g/13a) in 69 games during his second professional season with Bridgeport... Ranked second on the team with 173 penalty minutes... Had one two-point game (2a) on Jan. 16 vs. Providence. **2013-14:** Scored 18 points (3g/15a) in 71 games as a rookie with Bridgeport (AHL)... Ranked 11th overall on the team in scoring and first among rookie defensemen... Finished fourth on the team with 129 penalty minutes... Appeared in five NHL games with the Islanders, collecting seven penalty minutes... Was recalled by the Islanders on Apr. 5... Made his NHL debut on Apr. 6 at Columbus... Recorded his first NHL fighting major on Apr. 13 at Buffalo (Nicolas Deslauriers).

NHL PLAYOFFS:

2019: Scored 2 points (2a) in 8 games as the Islanders advanced to the Eastern Conference Semifinals by sweeping the Pittsburgh Penguins in their first-round series, falling to the Carolina Hurricanes in Round 2. **2015:** Made his Stanley Cup Playoff debut and appeared in two games in the Islanders Seven Game series loss to the Washington Capitals.

COLLEGE/JUNIOR:

2012-13: Scored 17 points (4g/13a) with a team-leading 112 penalty minutes in 39 games with the University of Denver Pioneers during his second and final season in the Western Collegiate Hockey Association... Following his college season, joined the Bridgeport Sound Tigers on an amateur tryout contract... Made his professional debut on Apr. 9 vs. Worcester... Finished with two penalty minutes and a plus-1 rating in six AHL games. **2011-12:** Scored 12 points (3g/9a) in 42 games as a freshman at the University of Denver (WCHA)... Posted a plus-5 rating... Led the team with 27 penalties for 76 penalty minutes... Recorded 118 hits and 56 blocked shots... Scored his first career goal on Oct. 2 vs. Minnesota State... Named WCHA Rookie of the Week on Feb 14. **2010-11:** Recorded 16 points (7g/9a) with 159 penalty minutes in 52 games during his second season with the Youngstown Phantoms of the United States Hockey League... Led Youngstown defensemen in goals and points... Named to the USHL All-Star Team... Named MVP at the 2010 World Junior A Challenge after winning gold with Team USA. **2009-10:** Scored 22 points (10g/12a) with 145 penalty minutes in 59 games with Youngstown during his rookie USHL season... Led Youngstown defensemen in goals and points... Won a gold medal for the U.S. at the 2010 World Junior A Challenge and was selected tournament MVP and to the First All-Star Team.

NHL PLAYOFFS:

2015: Made his Stanley Cup Playoffs debut, appearing in two games during the Islanders' First Round series against Washington.

MILESTONES:

1st NHL Game	04/06/14 at CBJ
1st NHL Goal/Point	04/09/16 vs. BUF (Ullmark)
1st NHL Assist	11/30/16 vs. PIT
100th NHL Game:	11/18/18 vs DAL

SINGLE GAME HIGHS:

Goals:	1 (9 times)	Last: 03/09/19
Assists:	3	10/18/18 at LAK
Points:	3	10/18/18 at LAK
PIM:	17	11/14/16 vs. TBL
+/-:	+5	10/18/18 at LAK
TOI:	25:16	Jan. 25 at VGK

MAYFIELD VERSUS NHL:

TEAM	GP	G	A	PTS	PIM
ANA	4	0	4	4	9
ARI	4	1	0	1	9
BOS	6	0	1	1	2
BUF	7	1	1	2	15
CGY	2	0	1	1	0
CAR	5	1	2	3	2
CHI	3	0	0	0	0
COL	4	1	2	3	9
CBJ	9	0	4	4	4
DAL	6	1	0	1	8
DET	6	0	0	0	2
EDM	3	0	0	0	0
FLA	4	0	1	1	0
LAK	5	0	3	3	2
MIN	4	0	0	0	6
MTL	7	0	0	0	4
NSH	3	0	0	0	0
NJD	11	1	2	3	5
NYI	-	-	-	-	-
NYR	9	1	2	3	7
OTT	7	0	1	1	9
PHI	10	1	3	4	18
PIT	8	0	3	3	4
SJS	3	1	0	1	11
STL	5	0	2	2	4
TBL	5	0	0	0	17
TOR	4	0	0	0	0
VAN	4	0	0	0	4
VGK	3	0	0	0	0
WSH	7	0	0	0	7
WPG	4	0	0	0	6

24 | SCOTT MAYFIELD | DEFENSEMAN

CAREER STATISTICS:

SEASON	REGULAR SEASON											PLAYOFFS					
	CLUB	LEA	GP	G	A	PTS	PIM	PP	SH	GW	+/-	GP	G	A	PTS	PIM	+/-
2009-10	Youngstown	USHL	59	10	12	22	145	4	2	2	-4	-	-	-	-	-	-
2010-11	Youngstown	USHL	52	7	9	16	159	3	0	2	-18	-	-	-	-	-	-
2011-12	U. of Denver	WCHA	42	3	9	12	76	1	0	1	-	-	-	-	-	-	-
2012-13	U. of Denver	WCHA	39	4	13	17	112	2	0	0	-	-	-	-	-	-	-
	Bridgeport	AHL	6	0	0	0	2	0	0	0	+1	-	-	-	-	-	-
2013-14	Bridgeport	AHL	71	3	15	18	129	0	0	1	E	-	-	-	-	-	-
	NY ISLANDERS	NHL	5	0	0	0	7	0	0	0	-3	-	-	-	-	-	-
2014-15	Bridgeport	AHL	69	1	13	14	173	0	0	0	-12	-	-	-	-	-	-
	NY ISLANDERS	NHL	-	-	-	-	-	-	-	-	-	2	0	0	0	0	-1
2015-16	Bridgeport	AHL	54	5	7	12	80	0	0	0	+9	3	0	0	0	6	-1
	NY ISLANDERS	NHL	6	1	0	1	11	0	0	0	-4	-	-	-	-	-	-
2016-17	NY ISLANDERS	NHL	25	2	7	9	35	0	0	0	-1	-	-	-	-	-	-
	Bridgeport	AHL	23	3	3	6	27	0	0	0	E	-	-	-	-	-	-
2017-18	NY ISLANDERS	NHL	47	2	10	12	45	0	0	0	-6	-	-	-	-	-	-
2018-19	NY ISLANDERS	NHL	79	4	15	19	68	0	1	0	+18	8	0	2	2	8	-1
	NYI TOTALS		162	9	32	41	166	0	1	0	-14	10	0	2	2	8	-2
	NHL TOTALS		162	9	32	41	166	0	1	0	-14	10	0	2	2	8	-2

MANAGEMENT

24 SCOTT MAYFIELD

IN THE SYSTEM

NHL ENTRY DRAFT

SOUND TIGERS

YEAR IN REVIEW



29 | BROCK NELSON | FORWARD

SHOOTS: LEFT HEIGHT: 6-3 WEIGHT: 212 BIRTHDAY: 10.15.1991 BIRTHPLACE: WARROAD, MN

ISLANDERS TRANSACTIONS:

Selected by the Islanders in the first round (30th overall) of the 2010 National Hockey League Draft. Signed an entry-level contract on April 3, 2012. Agreed to a 3-year extension on Sept. 17, 2015.

LAST SEASON:

Set a career-high in assists (28) and points (53) during his second straight 82-game season...Finished second on the team in goals and third in points... Recorded a career-best plus-20 rating... Led the team in faceoff wins (594)... One of seven Islanders to appear in all 82 games this season... Had 11 Three-Star of the game selections, including three first-star selections... Skated in his 400th NHL game on Oct. 6 vs. NSH... Scored his 100th NHL goal on Oct. 13 at NSH... Recorded his 200th NHL point (assist) on Nov. 13 vs VAN... Recorded his 100th NHL assist on Dec. 17 at COL

CAREER:

2018-19: Scored 35 points (19g/16a) in 82 games during his fifth season with the Islanders... Set a career-high with 43 penalty minutes...Was one of four Islanders to appear in all 82 games...Recorded his second career hat trick on Feb. 9 vs. Detroit. **2016-17:** Set career highs in points (45) and assists (25), while hitting the 20-goal mark for the third straight year during his fourth season with the Islanders...Tied for fourth on the team in goals (20), second in game-winning goals (4) and finished fifth in points...Skated in his 300th NHL game on March 7 at Edmonton. **2015-16:** Scored a career-high 26 goals in 81 games during his third season with the Islanders and fourth professional campaign...Finished second on the team in goals and tied for fourth in points (40)...Had five multi-point games...Recorded a season-long, five-game point streak from Nov. 10-20 (5g/3a)...Recorded his first NHL hat trick and a season-high four points (3g/1a) in his 200th NHL game on Jan. 12 vs. Columbus...Recorded his 100th NHL point (1g) on Feb. 15 vs. Detroit. **2014-15:** Scored 42 points (20g/22a) with a plus-6 rating in 82 games during his second season with the Islanders...Finished third on the team in goals and fifth in points...Was one of three Islanders to appear in all 82 games (Kulemin, Tavares)...Scored a career-high 10 power-play goals, the second highest total on the team...Had eight multi-point games, including a career-high matching, four-point game (2g/2a) - his first career multi-point game - in the season opener on Oct. 10 at Carolina...Opened the season with a three-game point streak (4g/3a) from Oct. 10-14...Had another three-game point streak (1g/2a) from Oct. 21-15...Scored a goal in his 100th NHL game on Dec. 9 at Minnesota. **2013-14:** Scored 26 points (14g/12a) in 72 games during his rookie season with the Islanders...Led all Islanders rookies in goals and points...Finished fifth overall on the team in goals and sixth in points...Scored seven power-play points (3g/4a)...Went 3-for-4 in the shootout, tying for the second-most shootout goals on the team...Recorded his first career point (1a) on Oct. 8 vs. Phoenix...Was loaned to Bridgeport on Oct. 19 and recalled on Oct. 21 after playing one AHL game...Scored his first NHL goal on Oct. 22 vs. Vancouver (Luongo)...Recorded his first NHL two-point game (1g/1a) on Jan. 18 at Philadelphia...Scored a goal at Yankee Stadium on Jan. 29 vs. NY Rangers...Had a four-game point streak (2g/2a) from Mar. 7-15. **2012-13:** Led the Bridgeport Sound Tigers (American Hockey League) in points (52), power play goals (11) and short-handed goals (2) during his first professional season...Ranked second on the team in assists (27) and shots (187) in 66 games...Finished second among AHL rookies in points and short-handed points (4), and finished third in goals and power-play goals...His 25 goals set a Bridgeport rookie record, passing Rhett Rakshani's mark of 24 during the 2010-11 campaign...Scored his first pro goal and added an assist in the season opener on Oct. 12 at Connecticut...Had a five-game goal-scoring streak from Nov. 3-11, and had multi-point performances in four of those five contests...Scored four goals and added four assists in seven games in December before suffering a broken jaw at Norfolk on Dec. 14; missed 10 games due to injury...Scored a hat trick on Feb. 2 vs. Norfolk...Had a five-game point streak (3g/5a) from Feb. 1-16...Recorded at least one shot on goal in 64-of-66 games.

NHL PLAYOFFS:

2019: Co-led the team in post-season with a career-high four goals in eight post-season games...Only player on the team to record multiple game-winning goals in the playoffs. **2016:** Scored a post-season high five points (1g/4a) in 11 games as the Islanders advanced to the Eastern Conference Semifinals for the first time in 23 years, defeating the Florida Panthers in their first-round series, falling to the Tampa Bay Lightning in Round 2. **2015:** Scored two goals in seven games during the Islanders First Round series against Washington. **2013:** Made his NHL debut with the Islanders in Game 6 of the Eastern Conference Quarterfinals vs. Pittsburgh on May 11.

INTERNATIONAL:

Represented the United States at three World Championships (2015 - Czech Republic; 2016 - Moscow/St. Petersburg; 2017 - Cologne/Paris)...Won a bronze in 2015, leading Team USA in goals (6), assists (4), points (10), plus-minus (+7) and game-winning goals (3)...Also played for Team USA at the 2011 World Junior Championships.

COLLEGE:

2011-12: Led the University of North Dakota (Western Collegiate Hockey Association) in points (47) and goals (28) as a sophomore...Ranked third in the nation in goals and tied for 12th in points...Named to the all-tournament teams for the Red Baron WCHA Final Five and the NCAA West Regional...Led North Dakota to a third-straight Broadmoor Trophy as WCHA Champion...Named Inside College Hockey's "Breakthrough Player of the Year" and to the 2011-12 All-College Hockey News Second Team...Joined Bridgeport (AHL) on an amateur tryout, making his professional debut on Apr. 7 at Providence...Appeared in the final four games of the regular season with Bridgeport and played in two Calder Cup Playoff games. **2010-11:** Scored 21 points (8g/13a) in 42 games as a freshman at North Dakota...Tied for seventh on the team in goals and tied for fifth in power-play goals (4).

HIGH SCHOOL:

2009-10: Recorded a point in every game of his senior season at Warroad High School in Minnesota...Scored 73 points (39 goals, 34 assists) in 25 games (2.92 PPG)...Scored a goal in all but two games...Was one of 10 finalists for the Mr. Hockey Award, given annually

MILESTONES:

1st NHL Game:	2/7/12 at PHI
1st NHL Assist/Point:	10/8/13 vs. PHX
1st NHL Goal:	10/22/13 vs. VAN
100th NHL Game:	12/9/14 at MIN
200th NHL Point:	2/15/16 vs. DET
200th NHL Game:	1/12/16 vs. CBJ
300th NHL Game:	3/7/17 at EDM
400th NHL Game:	10/6/18 vs. NSH
100th NHL Goal:	10/13/18 at NSH
200th NHL Point:	11/13/18 vs. VAN
100th NHL Assist:	12/17/18 at COL

SINGLE GAME HIGHS:

Goals:	3 (twice)	Last: 2/9/18 vs. DET
Assists:	2 (nine times)	Last: 2/5/18 vs. NSH
Points:	4 (twice)	Last: 1/12/16 vs. CBJ
PIM:	5	1/16/18 vs. NJD
+/-:	+3 (three times)	Last: 1/12/16 vs. CBJ
TOI:	23:29	11/20/15 vs. MTL

CAREER HAT TRICKS:

3g/1a	1/12/16 vs. CBJ
3g	2/9/18 vs. DET

NELSON VERSUS NHL:

TEAM	GP	G	A	PTS	PIM
ANA	12	5	1	6	6
ARI	12	5	4	9	2
BOS	18	0	1	1	10
BUF	17	3	3	6	0
CGY	12	1	1	2	6
CAR	23	8	9	17	6
CHI	11	2	5	7	2
COL	12	2	6	8	6
CBJ	24	5	2	7	16
DAL	12	3	3	6	2
DET	18	8	6	14	12
EDM	11	3	3	6	4
FLA	18	6	1	7	4
LAK	12	3	0	3	3
MIN	12	5	2	7	4
MTL	18	5	4	9	6
NSH	12	4	6	10	4
NJD	25	2	7	9	13
NYI	-	-	-	-	-
NYR	26	7	7	14	12
OTT	18	6	4	10	6
PHI	24	6	3	9	8
PIT	22	7	6	13	6
SJS	12	4	4	8	2
STL	11	1	2	3	2
TBL	18	6	5	11	4
TOR	18	6	6	12	4
VAN	12	2	5	7	6
VGK	4	1	0	1	2
WSH	24	6	5	11	12
WPG	12	2	5	7	4

29 | BROCK NELSON | FORWARD

to the most outstanding High School senior hockey player in Minnesota. **2008-09:** Posted 76 points (45g/31a) in 31 games during his junior campaign at Warroad.

PERSONAL:

His uncle, Dave Christian, was a member of the 1980 United States Olympic Gold Medal-winning team and enjoyed an NHL career that spanned over 1,000 games and totaled 773 points. His grandfather, Billy Christian, and great uncle, Roger Christian, played on Team USA's 1960 Gold Medal-winning men's hockey team. His great uncle Gordon Christian played hockey for the University of North Dakota (1947-1950) and was a member of the U.S. Olympic team that won silver in 1956.

CAREER STATISTICS:

SEASON	CLUB	REGULAR SEASON									PLAYOFFS						
		LEA	GP	G	A	PTS	PIM	PP	SH	GW	+/-	GP	G	A	PTS	PIM	+/-
2007-08	Warroad	High-MN	31	14	9	23	-	-	-	-	-	-	-	-	-	-	-
2008-09	Warroad	High-MN	31	45	36	81	-	-	-	-	-	-	-	-	-	-	
2009-10	Warroad	High-MN	25	39	34	73	38	-	-	-	6	14	8	22	8	-	
2010-11	North Dakota	WCHA	42	8	13	21	27	4	0	1	-	-	-	-	-	-	
	United States	WJC	5	0	1	1	0	0	0	0	-1	-	-	-	-	-	
2011-12	North Dakota	WCHA	42	28	19	47	4	10	1	6	-	-	-	-	-	-	
	Bridgeport	AHL	4	0	0	0	0	0	0	0	-1	2	0	0	0	E	
2012-13	Bridgeport	AHL	66	25	27	52	34	11	2	6	E	-	-	-	-	-	
	NY ISLANDERS	NHL	-	-	-	-	-	-	-	-	1	0	0	0	0	-1	
2013-14	NY ISLANDERS	NHL	72	14	12	26	12	3	0	1	-10	-	-	-	-	-	
	Bridgeport	AHL	1	0	1	1	2	0	0	0	+2	-	-	-	-	-	
2014-15	NY ISLANDERS	NHL	82	20	22	42	24	10	0	3	+6	6	2	0	2	+1	
	United States	WC	10	6	4	10	8	1	0	3	+7	-	-	-	-	-	
2015-16	NY ISLANDERS	NHL	81	26	14	40	30	3	0	3	-3	11	1	4	5	6	
	United States	WC	6	1	3	4	2	1	0	0	E	-	-	-	-	-	
2016-17	NY ISLANDERS	NHL	81	20	25	45	36	1	0	4	-6	-	-	-	-	-	
	United States	WC	8	4	3	7	2	0	1	1	+5	-	-	-	-	-	
2017-18	NY ISLANDERS	NHL	82	19	16	35	43	4	0	3	-4	-	-	-	-	-	
2018-19	NY ISLANDERS	NHL	82	25	28	53	28	2	1	3	+20	8	4	0	4	2	
NY ISLANDERS TOTALS			480	124	117	241	173	23	1	17	+3	26	7	4	11	10	
NHL TOTALS			480	124	117	241	173	23	1	17	+3	26	7	4	11	10	

MANAGEMENT

29 BROCK NELSON

IN THE SYSTEM

NHL ENTRY DRAFT

SOUND TIGERS

YEAR IN REVIEW



3 | ADAM PELECH | DEFENSEMAN

SHOOTS: LEFT HEIGHT: 6-3 WEIGHT: 217 BIRTHDAY: 8.16.1994 BIRTHPLACE: TORONTO, ON

ISLANDERS TRANSACTIONS:

Selected by the Islanders in the third round (65th overall) of the 2012 National Hockey League Draft. Agreed to a three-year, entry-level deal on March 15, 2014. Agreed to a four-year deal on July 24, 2017.

LAST SEASON:

Established new career highs in goals (5) and points (21), while tying career marks in assists (16) and games played (78)... Co-led the Islanders with a plus-22 rating... The team was 15-3-1 when he recorded a point... Skated in his 200th game on March 19 vs BOS.

CAREER:

2017-18: Posted 19 points (3g/16a) and set a career-high in penalty minutes (28) during his second full season with the Islanders... Led the Islanders with 142 blocked shots...The Islanders were 12-3-0 when he recorded a point...Led the team in TOI six times (4-2-0)...Ranked third among team defensemen in points...Played in his 100th NHL game on Jan. 30 vs. Florida. **2016-17:** Recorded 10 points (3g/7a) in 44 games during his rookie season with the Islanders...Also played in 13 American Hockey League games with the Bridgeport Sound Tigers during his third professional season...scoring five points (1g/4a)...Assigned to the Sound Tigers on Oct. 11... Recalled from Bridgeport on Nov. 7...Scored his first NHL goal on Nov. 22 at Anaheim...Missed 14 games with an upper body injury (Nov. 30 - Dec. 29)...Assigned to the Sound Tigers on Dec. 31 and recalled from loan on Jan. 5. **2015-16:** Made his National Hockey League debut, skating in nine games with the Islanders...Played in 27 AHL games with the Sound Tigers during his second professional season...Earned his first NHL callup on Nov. 9 and played two games before being returned to Bridgeport on Nov. 29...Made his NHL debut on Nov. 13 at Anaheim...Called up on Jan. 1...Recorded his first NHL point and multi-point game (2a) on Jan. 14 vs. NY Rangers... Placed on IR on Jan. 19...Missed 33 NHL games after undergoing surgery for Thoracic Outlet Syndrome...Recalled from a conditioning loan with Bridgeport on April 9 and played the final two regular-season NHL games. **2014-15:** Made his professional debut, recording 11 assists in 65 games with Bridgeport...Skated in his first professional game on Oct. 11 vs. St. Johns...Scored his first professional point (1a) on Nov. 15 vs. Hartford.

NHL PLAYOFFS:

2019: Made his Stanley Cup Playoff debut and scored 2 points (2a) in 8 games as the Islanders advanced to the Eastern Conference Semifinals by sweeping the Pittsburgh Penguins in their first-round series, falling to the Carolina Hurricanes in Round 2.

INTERNATIONAL:

Represented Canada in the 2011-12 Under-18 World Junior Championships and the 2013-14 Under-20 World Junior Championships

JUNIOR:

2013-14: Ranked third among Ontario Hockey League defensemen in points with 55 (10g/45a) during his fourth season with the Erie Otters...Led Erie defensemen in scoring for the third straight season and ranked seventh overall on the team...Led the club with a plus-52 rating...Established junior career highs in games, goals, assists, points and plus-minus...Scored seven points (2g/5a) in 14 playoff games...Played for Team Canada at the 2014 World Junior Championships in Sweden. **2012-13:** Led Erie defensemen in scoring for the second straight season with 40 points (8g/32a) in 59 games during his third OHL campaign...Finished fourth on the team in assists and fifth in points...Established career highs in games, goals, assists, points and penalty minutes (98). **2011-12:** Led all Erie defensemen in scoring with 20 points (2g/18a) in 44 games during his second OHL season...Served as an assistant captain on Team Canada at the Under-18 World Junior Championships in the Czech Republic, earning a bronze medal and being named a top-three player on the team...Won the Ivan Tennant Award as the OHL top academic high school player...Won the Bobby Smith Trophy as the OHL Scholastic Player of the Year...Skated in the CHL Top Prospects Game. **2010-11:** Scored 13 points (1g/12a) in 65 games during his rookie OHL campaign with Erie...Posted a plus-14 rating...Added two assists in seven OHL Playoff games...Won a gold medal with Team Canada-Ontario at the World Under-17 Hockey Challenge, netting one assist in five games.

MILESTONES:

1st NHL Game: 11/13/15 at ANA
1st NHL Assist/Point: 01/14/16 vs. NYR
1st NHL Goal: 11/22/16 at ANA
100th NHL Game: 01/30/18 vs. FLA
200th NHL Game: 03/19/19 vs BOS

SINGLE GAME HIGHS:

Goals 1 (11 times) Last: 3/14/19 vs MTL
Assists 3 10/24/17 vs. ARI
Points 3 10/24/17 vs. ARI
PIM 2 (29 times) Last: 04/01/19 vs TOR
+/- +4 1/15/18 at MTL
TOI 26:56 2/5/18 vs. NSH

PELECH VERSUS NHL:

TEAM	GP	G	A	PTS	PIM
ANA	5	1	1	2	0
ARI	4	0	3	3	2
BOS	8	0	1	1	0
BUF	8	0	1	1	0
CGY	5	0	0	0	0
CAR	12	1	1	2	2
CHI	5	0	0	0	2
COL	4	0	1	1	2
CBJ	11	0	2	2	0
DAL	4	0	0	0	0
DET	7	0	2	2	2
EDM	4	0	0	0	0
FLA	9	1	1	2	2
LAK	6	0	1	1	4
MIN	4	0	0	0	2
MTL	8	2	1	3	4
NSH	6	0	0	0	2
NJD	10	1	0	1	4
NYI	-	-	-	-	-
NYR	9	0	2	2	6
OTT	8	0	3	3	4
PHI	13	2	4	6	2
PIT	10	1	1	2	2
SJS	5	0	1	1	2
STL	4	0	2	2	2
TBL	8	0	3	3	2
TOR	8	0	2	2	2
VAN	5	0	4	4	0
VGK	4	1	0	1	2
WSH	9	0	3	3	2
WPG	5	1	1	2	0

3 | ADAM PELECH | DEFENSEMAN

CAREER STATISTICS:

SEASON	REGULAR SEASON											PLAYOFFS					
	CLUB	LEA	GP	G	A	PTS	PIM	PP	SH	GW	+/-	GP	G	A	PTS	PIM	+/-
2009-10	Toronto	GTHL	69	6	28	34	40	-	-	-	-	-	-	-	-	-	-
2010-11	Erie	OHL	65	1	12	13	27	0	0	-	+14	7	0	2	2	2	-4
	Canada-Ontario	WJC-17	5	0	1	1	2	-	-	-	-	-	-	-	-	-	-
2011-12	Erie	OHL	44	2	18	20	52	1	0	-	-20	-	-	-	-	-	-
	Canada	WJC-18	7	0	0	0	8	-	-	-	+2	-	-	-	-	-	-
2012-13	Erie	OHL	59	8	32	40	98	5	1	-	-16	-	-	-	-	-	-
2013-14	Erie	OHL	60	10	45	55	46	2	1	-	+52	14	2	5	7	10	+3
	Canada	WJC	7	0	1	1	2	0	0	0	+2	-	-	-	-	-	-
2014-15	Bridgeport	AHL	65	0	11	11	48	0	0	-	-2	-	-	-	-	-	-
2015-16	Bridgeport	AHL	27	2	5	7	6	0	2	0	+3	-	-	-	-	-	-
	NY ISLANDERS	NHL	9	0	2	2	0	0	0	0	-1	-	-	-	-	-	-
2016-17	NY ISLANDERS	NHL	44	3	7	10	6	0	0	0	-5	-	-	-	-	-	-
	Bridgeport	AHL	13	1	4	5	10	0	0	0	E	-	-	-	-	-	-
2017-18	NY ISLANDERS	NHL	78	3	16	19	28	0	0	1	+7	-	-	-	-	-	-
2018-19	NY ISLANDERS	NHL	78	5	15	21	24	0	0	0	+22	8	0	2	2	6	+1
	NYI TOTALS		209	11	41	52	58	0	0	1	+23	8	0	2	2	6	+1
	NHL TOTALS		209	11	41	52	58	0	0	1	+23	8	0	2	2	6	+1

MANAGEMENT

3 ADAM PELECH

IN THE SYSTEM

2015 NHL ENTRY DRAFT

SOUND TIGERS

YEAR IN REVIEW



6 | RYAN PULOCK | DEFENSEMAN

SHOOTS: RIGHT **HEIGHT:** 6-2 **WEIGHT:** 214 **BIRTHDAY:** 10.6.1994 **BIRTHPLACE:** DAUPHIN, MB

ISLANDERS TRANSACTIONS:

Selected by the Islanders in the first round (15th overall) of the 2013 National Hockey League Draft. Agreed to a three-year, entry-level contract on September 29, 2013. Agreed to a two-year contract on July 17, 2018.

LAST SEASON:

Led Islanders defensemen in goals (9), assists (28) and points (37), while appearing in all 82 games... Set career-highs in assists, points & games... Posted seven multi-point games including three 3-assist games... Led the team in average TOI/game (22:22) & led the team in TOI 43 times (NYI was 23-15-5 in those games)... One of seven Islanders to appear in all 82 games this season & one of just two defensemen... Ranked third on the team in shots (180) and second in plus/minus (+21)... Skated in his 100th NHL game on Nov. 10 at FLA.

CAREER:

2017-18: Recorded 32 points (10g/22a) in 68 games during his rookie campaign with the Islanders... Led all NHL rookie defensemen in goals and power-play goals (5)... Co-led Islanders defensemen in goals and ranked second among Isles D in points... Became first Islanders rookie defenseman to record five points in a game (1g/4a) on Jan. 20 at Chicago, marking the 10th time in NHL history that a rookie defenseman has recorded a five-point night... Recorded his first career multi-goal game and had 10 shots on March 22 vs. Tampa Bay. **2016-17:** Led all Bridgeport Sound Tigers defensemen in points (46) and goals (15) during his third professional season... Led the team and all American Hockey League defenseman with six game-winning goals... Posted an AHL career highs in points and assists (31), finishing second overall on the team in both categories... Appeared in one game with the Islanders, before missing 16 games with a lower-body injury (Oct. 23- Nov.28). **2015-16:** Scored four points (2g/2a) in 15 games during his first NHL campaign with the Islanders... Recalled from the Bridgeport Sound Tigers on Feb. 22 and made his NHL debut on Feb. 28 at Edmonton... Scored his first NHL goal on March 17 at Nashville... Recorded his first NHL assist and multi-point game (2a) on April 10 vs. Philadelphia... Led all Sound Tigers defensemen in scoring with 24 points (7g/17a) in 51 games... Tied for third on the team with four power-play goals. **2014-15:** Named to the American Hockey League All-Star Game during his rookie season with the Bridgeport Sound Tigers... Scored 29 points (17g/12a) in 54 games, leading Bridgeport defensemen in goals and finishing fourth overall on the club... Had a four-game goal streak from Nov. 14-21 (6g)... Earned his first NHL recall on Dec. 5 but did not dress and was returned Dec. 6... Missed almost two months with an upper-body injury suffered Jan. 2 at Providence, returning to action on Feb. 21 at Hershey.

NHL PLAYOFFS:

2019: Scored an assist in 8 games as the Islanders advanced to the Eastern Conference Semifinals by sweeping the Pittsburgh Penguins in their first-round series, falling to the Carolina Hurricanes in Round 2. **2016:** Made his Stanley Cup Playoff debut, scoring three points (1g/2a) in six games as the Islanders advanced to the Eastern Conference Semifinals for the first time in 23 years... Had a two-point game, including his first playoff goal and assist on Apr. 17 vs. Florida... Missed five games due to an upper-body injury.

INTERNATIONAL:

Represented Canada at the 2018 World Championships in Denmark... Won a bronze medal with Team Canada at the 2012 Under-18 World Junior Championships in the Czech Republic.

JUNIOR:

2013-14: Scored a career-high 63 points (23g/40a) in 66 games during his fourth season with the Brandon Wheat Kings of the Western Hockey League... Named to the WHL East First All-Star Team... Finished second among WHL defensemen in goals and fourth in points... Ranked second on the team in points... Tied for the team lead with 14 power-play goals... Scored four points (2g/2a) with a plus-5 rating in nine playoff games... Reassigned to the Bridgeport Sound Tigers of the American Hockey League on Apr. 13... Made his professional and AHL debut on Apr. 14 vs. Adirondack. **2012-13:** Tied for the team scoring lead with 45 points (14g/31a) in 61 games during his third season with Brandon (WHL)... Served as team captain... Tied for 13th in scoring among WHL defensemen... Named to the WHL East First All-Star Team. **2011-12:** Scored 60 points (19g/41a) with a plus33 rating during his second season with Brandon (WHL)... Finished fifth on the team in scoring and first among defensemen... Selected to the WHL Eastern Conference First All-Star Team... Scored five points (3g/2a) in nine postseason games, ranking fourth on the club and first among defensemen in scoring. **2010-11:** Led Brandon defensemen in scoring with 42 points (8g/34a) in 63 games as a WHL rookie... Made his WHL Playoffs debut, leading Brandon defensemen with six points (2g/4a) in six games.

MILESTONES:

1st NHL Game: 2/28/16 at EDM
1st NHL Goal: 3/17/16 at NAS
1st NHL Assist: 4/10/16 vs. PHI
100th NHL Game: 11/10/18 at FLA

SINGLE GAME HIGHS:

Goals: 2 (twice) Last: 02/09/19 vs COL
Assists: 4 1/20/18 at CHI
Points: 5 1/20/18 at CHI
PIM: 5 4/4/16 vs. TBL
+/-: +3 (four times) Last: 02/02/19 vs LAK
TOI: 29:00 11/05/19 vs MTL

PULOCK VERSUS NHL:

	GP	G	A	PTS	PIM
ANA	3	0	0	0	0
ARI	4	0	2	2	0
BOS	7	0	0	0	4
BUF	5	2	0	2	0
CGY	4	0	0	0	0
CAR	8	1	2	3	2
CHI	4	1	4	5	0
COL	4	2	2	4	4
CBJ	7	1	3	4	0
DAL	4	0	1	1	0
DET	6	3	1	4	0
EDM	5	1	3	4	2
FLA	7	0	0	0	0
LAK	3	0	4	4	0
MIN	3	0	2	2	2
MTL	6	0	0	0	2
NSH	5	3	1	4	0
NJD	8	0	2	2	2
NYI	-	-	-	-	-
NYR	9	0	2	2	2
OTT	6	0	0	0	0
PHI	7	1	4	5	2
PIT	9	0	6	6	4
SJS	3	0	0	0	0
STL	2	0	0	0	4
TBL	8	3	0	3	5
TOR	7	1	3	4	0
VAN	4	1	0	1	0
VGK	4	0	2	2	0
WSH	9	1	4	5	4
WPG	5	0	4	4	2ss

6 | RYAN PULOCK | DEFENSEMAN

CAREER STATISTICS:

SEASON	REGULAR SEASON											PLAYOFFS					
	CLUB	LEA	GP	G	A	PTS	PIM	PP	SH	GW	+/-	GP	G	A	PTS	PIM	+/-
2009-10	Parkland	MMHL	39	9	9	18	8	-	-	-	-	3	0	1	1	0	-
2010-11	Brandon	WHL	63	8	34	42	4	3	0	-	+2	6	2	4	6	2	-2
	Canada Western	WHC-17	5	1	0	1	2	-	-	-	-	-	-	-	-	-	-
2011-12	Brandon	WHL	71	19	41	60	20	8	0	-	+33	9	3	2	5	0	+1
	Canada	WJC-18	6	1	1	2	0	-	-	-	-3	-	-	-	-	-	-
2012-13	Brandon	WHL	61	14	31	45	22	7	0	-	-7	-	-	-	-	-	-
2013-14	Brandon	WHL	66	23	40	63	18	14	0	-	-4	9	2	2	4	6	+5
	Bridgeport	AHL	3	0	1	1	2	0	0	0	-1	-	-	-	-	-	-
2014-15	Bridgeport	AHL	54	17	12	29	6	13	0	3	-6	-	-	-	-	-	-
2015-16	Bridgeport	AHL	51	7	17	24	12	4	0	1	+6	-	-	-	-	-	-
	NY ISLANDERS	NHL	15	2	2	4	5	0	0	0	+1	6	1	2	3	0	-4
2016-17	Bridgeport	AHL	55	15	31	46	18	5	0	6	+10	-	-	-	-	-	-
	NY ISLANDERS	NHL	1	0	0	0	0	0	0	0	+1	-	-	-	-	-	-
2017-18	NY ISLANDERS	NHL	68	10	22	32	14	5	0	0	-4	-	-	-	-	-	-
	Canada	WC	8	0	1	1	0	0	0	0	+5	-	-	-	-	-	-
2018-19	NY ISLANDERS	NHL	82	9	28	37	22	3	0	3	+21	8	0	1	1	4	-2
	NY ISLANDERS TOTALS		166	21	52	73	41	8	0	3	+19	14	1	3	4	4	-6
	NHL TOTALS		166	21	52	73	41	8	0	3	+19	14	1	3	4	4	-6

MANAGEMENT

6 RYAN PULOCK

IN THE SYSTEM

NHL ENTRY DRAFT

SOUND TIGERS

YEAR IN REVIEW



25 | DEVON TOEWS | DEFENSEMAN

SHOOTS: LEFT **HEIGHT:** 6-0 **WEIGHT:** 187 **BIRTHDAY:** 2.21.1994 **BIRTHPLACE:** ABBOTSFORD, BC

ISLANDERS TRANSACTIONS:

Selected by the Islanders in the fourth round (108th overall) of the 2014 National Hockey League Draft. Agreed to a two-year, entry-level contract on April 15, 2016. Agreed to terms on a two-year contract on July 16, 2018.

LAST SEASON:

Made his NHL debut on Dec. 23 and played every Islanders game from that point forward... From the night of his debut through the end of the season, Toews co-led all NHL rookie defensemen in goals (5), ranked 5th in assists (13) and 4th in points (18)... Was the NHL's only rookie defenseman with an OT goal (Jan. 3 vs CHI)... Tied for the Islanders longest assist streak of the season (5 games, Feb. 14-23)... Earned his first NHL recall on Dec. 19, 2018... Made his NHL debut on Dec. 23 at DAL... Scored his first NHL goal/point on Jan 3 vs CHI (OT, GWG)... The team was 31-14-3 with Toews in the lineup.

CAREER:

2017-18: Scored 22 points (8g/14a) in the first 30 games of the season with the Bridgeport Sound Tigers of the American Hockey League... The Islanders announced on Jan. 12 that Toews had undergone successful shoulder surgery... Toews had played 106 consecutive games with the Sound Tigers to begin his professional career until the injury kept him out of a Dec. 30 game against Binghamton **2016-17:** Made his pro debut on Oct. 15 vs. Providence... Led the Bridgeport Sound Tigers of the American Hockey League with 40 assists during his first professional season... Led all Bridgeport rookies in games played (76), assists (40) and points (45)... Was one of two Sound Tigers to appear in all 76 games this season... Represented the Sound Tigers at the 2016-17 AHL All-Star Game where he took home the award for fastest skater at the All-Star Challenge... Named to the AHL All-Rookie Team.

COLLEGE:

2015-16: Led all Quinnipiac University defensemen in scoring with 30 points (7g/23a) in 40 games during his junior season... Ranked fifth overall on the team in points... Established college career highs in goals, assists and points... Helped Quinnipiac reach the NCAA Title game. **2014-15:** Finished second amongst Quinnipiac defensemen in scoring and sixth overall on the club with 20 points (4g/16a) in 31 games as a sophomore... Helped Quinnipiac earn the top seed in the ECAC tournament and an at-large bid in the NCAA Division I Mens Ice Hockey Championship Tournament. **2013-14:** Scored 17 points (1g/16a) in 37 games as a freshman at Quinnipiac... Finished second among team defensemen in scoring and ranked ninth overall on the club.

JUNIOR:

2012-13: Led all defensemen in scoring and tied for third overall on the Surrey Eagles with 45 points (10g/35a) in 48 games during his second season in the British Columbia Hockey League... Recorded nine assists in 17 playoff games as Surrey captured the BCHL Championship... Named the BCHL (Coastal) Best Defenseman and to the BCHL (Coastal) First All-Star Team... Surrey advanced to the Canadian Junior Hockey League Western Canada Cup, where Toews was named to the All-Tournament Team and the CJHL Western Canada Cup MVP... The club then advanced to the RBC Cup, where Toews was named the tournament's top defenseman. **2011-12:** Named to the BCHL All-Rookie team after scoring 29 points (7g/22a) in 54 games with Surrey. **2010-11:** Scored 37 points (12g/25a) in 39 games with the Fraser Valley Bruins of the British Columbia Major Midget League.

MILESTONES:

1st NHL Game: 12/23/18 at DAL
1st NHL Goal/Point: 01/03/19 vs CHI
1st NHL Assist: 01/05/19 at STL

SINGLE GAME HIGHS:

Goals: 1 (five times) Last: 03/05/19
Assists: 2 02/16/19 vs EDM
Points: 2 02/16/19 vs EDM
PIM: 2 (twice) Last: 04/06/19 at WSH
+/-: +2 (three times) Last: 03/30/19 vs BUF
TOI: 21:30 01/22/19 at CHI

PULOCK VERSUS NHL:

	GP	G	A	PTS	PIM
ANA	1	0	1	1	0
ARI	1	0	0	0	0
BOS	2	0	0	0	0
BUF	3	0	1	1	0
CGY	2	0	1	1	0
CAR	1	1	0	1	0
CHI	2	1	0	1	0
COL	1	0	0	0	0
CBJ	3	0	1	1	2
DAL	1	0	0	0	0
DET	1	0	1	1	0
EDM	2	0	3	3	0
FLA	1	0	0	0	0
LAK	1	0	0	0	0
MIN	2	1	1	2	0
MTL	2	0	0	0	0
NSH	0	0	0	0	0
NJD	2	0	0	0	0
NYI	-	-	-	-	-
NYR	2	0	0	0	0
OTT	3	1	0	1	0
PHI	3	0	1	1	0
PIT	0	0	0	0	0
SJS	0	0	0	0	0
STL	2	0	1	1	0
TBL	2	1	0	1	0
TOR	3	0	0	0	0
VAN	1	0	1	1	0
VGK	0	0	0	0	0
WSH	3	0	1	1	2
WPG	1	0	0	0	0

25 | DEVON TOEWS | DEFENSEMAN

CAREER STATISTICS:

SEASON	REGULAR SEASON											PLAYOFFS					
	CLUB	LEA	GP	G	A	PTS	PIM	PP	SH	GW	+/-	GP	G	A	PTS	PIM	+/-
2009-10	Fraser Valley	BCMML	39	2	5	7	60	-	-	-	-	-	-	-	-	-	-
2010-11	Fraser Valley	BCMML	39	12	25	37	52	-	-	-	-	-	-	-	-	-	-
2011-12	Surrey	BCHL	54	7	22	29	42	-	-	-	-	12	5	7	12	15	-
2012-13	Surrey	BCHL	48	10	37	47	55	-	-	-	-	17	0	9	9	10	-
2013-14	Quinnipiac	ECAC	37	1	16	17	10	1	0	0	+9	-	-	-	-	-	-
2014-15	Quinnipiac	ECAC	31	4	16	20	16	2	0	2	E	-	-	-	-	-	-
2015-16	Quinnipiac	ECAC	40	7	23	30	26	1	0	1	+27	-	-	-	-	-	-
2016-17	Bridgeport	AHL	76	5	40	45	18	0	1	1	-2	-	-	-	-	-	-
2017-18	Bridgeport	AHL	30	8	14	22	8	3	0	2	+3	-	-	-	-	-	-
2018-19	Bridgeport	AHL	24	5	14	18	16	3	0	0	-2	-	-	-	-	-	-
	NY ISLANDERS	NHL	48	5	13	18	4	1	0	2	+7	8	1	4	5	0	-3
	NY ISLANDERS TOTALS		48	5	13	18	4	1	0	2	+7	8	1	4	5	0	-3
	NHL TOTALS		48	5	13	18	4	1	0	2	+7	8	1	4	5	0	-3

MANAGEMENT

12 JOSH BAILEY

IN THE SYSTEM

NHL DRAFT

SOUND TIGERS

YEAR IN REVIEW



40 || SEMYON VARLAMOV | GOALTENDER

CATCHES: LEFT **HEIGHT:** 6-1 **WEIGHT:** 213 **BIRTHDAY:** 04.27.1988 **BIRTHPLACE:** Samara, RU

ISLANDERS TRANSACTIONS:

Signed by the Islanders as a free agent to a four-year deal on July 1, 2019

LAST SEASON:

Led the Avalanche in games (49) and wins (20)...Posted his sixth 20-win season, second to only Patrick Roy (eight) in Colorado franchise history... Led the NHL with a .950 SV% in October and finished second with a 1.62 GAA, both of which set Avalanche records for October... Recorded his 200th career win on Nov. 21 at Los Angeles, becoming the fifth Russian goaltender in NHL history to reach that milestone.

CAREER:

2017-18: Led the Avalanche in wins (24), games played (51), goals-against average (2.68) and save percentage (.920), while sharing the team lead in shutouts (2)... It marked the sixth time in the last seven seasons that he led Colorado in wins... Set a career high and Avalanche record with 57 saves (on 60 shots). **2016-17:** Posted a 6-17-0 record in 24 appearances... Missed a total of 50 games due to injury... Started 23 games and appeared once in relief... Made 24 saves in the second period on Nov. 13 vs. Boston, tying a Avalanche record for saves in a single period. **2015-16:** Posted a 27-25-3 record and led the team in wins (27) for the fifth consecutive season, joining Patrick Roy (eight times) as the only goaltenders in Avalanche franchise history to accomplish that feat... Earned his 108th win as a member of the Avalanche on Oct. 29 at Tampa Bay, passing to move into second place in franchise history in wins... Missed five games due to a groin injury, Nov. 12-21... Posted a six-game winning streak from Dec. 7-19, tying his career high... Named the NHL's First Star of the Week for Dec. 14-20 and Jan. 18-24... Appeared in his 300th NHL game on Jan. 20 vs. Buffalo. **2014-15:** Set a career high with five shutouts, tied for eighth in the NHL... Posted a 28-20-8 record with a .921 save percentage in 57 games during his seventh NHL season... Had three 40+ save shutouts, becoming just the third goaltender since the 1967-68 expansion to have three shutouts of at least 40 saves in a season... Missed a total of 15 games due to a groin injury... Set an NHL record for the most saves in a road shutout when he stopped all 54 shots in a 2-0 victory at Chicago on Jan. 6... Started a career-long 22 consecutive games from Jan. 15 to March 8. **2013-14:** Named to the NHL's Second All-Star Team and was a finalist for the Vezina Trophy... Finished fourth in voting for the Hart Trophy... Led all NHL goaltenders with 41 victories, breaking Patrick Roy's franchise record for most wins in a single season (40, 2000-01)... Also led the NHL in saves (1,867) and shots faced (2,013) and finished third in save percentage (.927)... Ranked among the league's top 10 goalies in appearances (63-4th), starts (60-7th) and minutes (3640-5th)... Named the NHL's Second Star of the Week on April 7. **2012-13:** Led the Avalanche in games (35), wins (11) and shutouts (3)... Posted a shutout streak of 12:0-17 from Jan. 22-26... Made 50 saves on Feb. 16 at Edmonton, the highest single-game total by an NHL goaltender that season... Missed three games due to a hip injury, April 10-13. **2011-12:** Appeared in 53 games (52 starts) during his first season with the Colorado Avalanche, posting a 26-24-3 record with a .913 save percentage and four shutouts... All four of his shutouts came on the road, tying a franchise record for road shutouts in a single season (Patrick Roy, 2001-02)... Tied for the League lead in road shutouts... Finished a league-best 8-0 in shutouts... Appeared in his 100th NHL game on March 6 vs. Minnesota. **2010-11:** Finished fourth in the NHL in goals-against average (2.23) and ranked sixth in save percentage (.924) while appearing in 27 games with the Washington Capitals... Missed 12 games due to injury... Appeared in three games for the Hershey Bears (AHL) during a rehab stint in November. **2009-10:** Spent the majority of the season in Washington, recording 15 wins and a club-high two shutouts in 16 games... Finished third among NHL rookie goaltenders in GAA and save percentage (.909), and was fifth in appearances and victories... Made three starts for the Hershey Bears of the American Hockey League, going 3-0. **2008-09:** Split the season between Washington and Hershey... Became the first Caps goalie to win his first three NHL starts since Jim Carey, who won his first four in 1994-95... Made his NHL debut and earned his first career win on Dec. 13 at Montreal, stopping 31-of-32 shots... Became the youngest Russian-born goalie to start in the NHL and the first goalie to win his NHL debut at Montreal in more than 30 years. Finished the regular season with a 19-7-1 record with Hershey (AHL), posting a 2.40 GAA, .916 Sv% and two shutouts.

NHL PLAYOFFS:

2014: Started in goal for all seven games and posted a 3-4 record in the Avalanche's first-round series loss to the Minnesota Wild... Made a career playoff-high 45 saves, including a franchise-record 22 stops in the first period, on April 21 at Minnesota (Game 3). **2010:** Appeared in six games for Washington in the first round series against Montreal... Finished with a 3-3 record, 2.41 GAA and .908 Sv% in six games (five starts) during the postseason. **2009:** Started 13 of Washington's 14 playoff games and posted a 7-6 record with a 2.53 GAA, .918 SV% and two shutouts... Finished tied for first in the league in playoff shutouts, was fifth in both save percentage and wins (tied), and ranked sixth in goals-against average... Made his NHL playoff debut vs. NY Rangers, stopping 24-of-25 shots in a 1-0 loss.

INTERNATIONAL:

Has represented Russia in 10 major international events, including two Olympics (2010, 2014), one World Cup (2016), three IIHF World Championships (2010, 2012-13), two IIHF World Junior Championships (2006-07) and a pair of IIHF World Under-18 Championships (2005-06)... Won a silver medal at the 2007 Under-20 World Junior Championships, a silver medal at the 2010 World Championships and a gold medal at the 2012 World Championships, where he posted the best SV% of all tournament goaltenders.

JUNIOR:

2007-08: Played 44 games for Yaroslavl in the Russian Super League, leading his team to the championship round of the playoffs... Posted five shutouts in 16 playoff games and finished with a 1.62 GAA during the postseason. **2006-07:** Appeared in 31 games for Yaroslavl during his first season in the Russian Super League, posting a 2.12 GAA and three shutouts. **2005-06:** Recorded eight shutouts in 33 games during his second season with Yaroslavl's junior team. **2004-05:** Made his debut with Yaroslavl's junior team, compiling a 1.90 GAA in eight games.

MILESTONES:

1st NHL Game:	12/13/08 at MTL
1st NHL Win:	12/13/08 at MTL
1st NHL Shutout:	11/25/19 vs BUF
100th NHL Game:	11/28/15 at TBL
200th NHL Game:	12/31/17 at COL
300th NHL Game:	01/20/16 vs BUF
400th NHL Game:	10/04/18 vs MIN
100th NHL Win:	03/13/14 vs CHI
200th NHL Win:	11/21/18 at LAK

CAREER HIGHS:

Saves, Game	57	11/02/17 vs CAR
Shots, Game	60	11/02/17 vs CAR
Win Streak	5 (twice)	12/07/16-12/19
Point Streak	9 (7-0-2)	1/3/16 - 3/9/16
Consecutive Starts	9	2/21/17 - 3/11/17
Appearances/Season	63	2013-14
Wins/Season	41	2013-14
Shutouts/Season	5	2014-15
Minutes/Season	3,640	2013-14

VARLAMOV VERSUS NHL:

TEAM	GP	W-L-T-OT	SO	GA	GAA	SV%
ANA	13	4-6-0-2	0	35	2.94	.910
ARI	18	8-7-0-2	1	43	2.66	.910
BOS	12	5-4-0-2	0	26	2.27	.924
BUF	10	7-2-0-1	2	21	2.31	.922
CGY	18	7-9-0-2	1	57	3.29	.883
CAR	12	5-3-0-4	0	28	2.29	.926
CHI	24	14-6-0-3	0	52	2.27	.935
COL	-	-	-	-	-	-
CBJ	14	7-5-0-2	3	33	2.34	.931
DAL	25	15-7-0-2	0	71	2.95	.910
DET	11	5-6-0-0	1	25	2.51	.919
EDM	23	9-11-0-1	0	66	3.04	.905
FLA	11	7-3-0-1	0	30	2.73	.919
LAK	17	9-5-0-1	1	37	2.22	.924
MIN	27	12-13-0-1	1	58	2.28	.927
MTL	9	6-1-0-1	2	21	2.40	.927
NSH	27	12-13-0-2	2	86	3.22	.897
NJD	6	4-2-0-0	0	10	1.64	.935
NYI	8	3-3-0-2	1	21	2.65	.919
NYR	10	6-3-0-1	0	30	2.94	.908
OTT	10	4-3-0-2	0	32	3.44	.894
PHI	9	9-5-0-1	0	22	2.64	.926
PIT	7	4-2-0-1	0	21	2.98	.905
SJS	14	5-6-0-3	0	42	3.09	.915
STL	24	10-10-0-3	3	51	3.23	.930
TBL	18	9-6-0-2	3	41	2.44	.920
TOR	11	5-4-0-2	0	34	3.60	.890
VAN	19	7-11-0-1	0	53	2.85	.902
VGK	4	2-2-0-0	1	11	2.73	.915
WSH	8	3-4-0-1	0	20	2.50	.933
WPG	29	14-10-0-2	0	68	2.51	.914

40 || SEMYON VARLAMOV || GOALTENDER

CAREER STATISTICS:

SEASON	REGULAR SEASON										PLAYOFFS						
	CLUB	LEA	GP	MIN	GA	SO	GAA	REC	SA	SV%	GP	MIN	GA	SO	GAA	REC	SV%
2008-09	Hershey	AHL	27	1551	62	2	2.40	19-7-1	736	.916	-	-	-	-	-	-	-
	WASHINGTON	NHL	6	329	13	0	2.37	4-0-1	159	.918	13	758	32	2	2.53	7-6	.918
2009-10	WASHINGTON	NHL	26	1527	65	2	2.55	15-4-6	718	.909	6	349	14	0	2.41	3-3	.908
	Hershey	AHL	3	185	6	0	1.95	3-0-0	90	.933	-	-	-	-	-	-	-
2010-11	WASHINGTON	NHL	27	1560	58	2	2.23	11-9-5	759	.924	-	-	-	-	-	-	-
	Hershey	AHL	3	179	10	0	3.36	2-1-0	69	.855	-	-	-	-	-	-	-
2011-12	Colorado	NHL	53	3151	136	4	2.59	26-24-3	1564	.913	-	-	-	-	-	-	-
2012-13	Lokomotiv	KHL	16	928	27	3	1.74	8-4-3	503	.946	-	-	-	-	-	-	-
	COLORADO	NHL	35	1950	98	3	3.02	11-21-3	1007	.903	-	-	-	-	-	-	-
2013-14	COLORADO	NHL	63	3640	146	2	2.41	41-14-6	2013	.927	7	433	20	0	2.77	3-4	.913
2014-15	COLORADO	NHL	57	3307	141	5	2.56	28-20-8	1791	.921	-	-	-	-	-	-	-
2015-16	COLORADO	NHL	57	3142	148	2	2.81	27-25-3	1714	.914	-	-	-	-	-	-	-
2016-17	COLORADO	NHL	24	1355	76	1	3.38	6-17-0	745	.898	-	-	-	-	-	-	-
2017-18	COLORADO	NHL	51	2861	128	2	2.68	24-16-6	1595	.920	-	-	-	-	-	-	-
2018-19	COLORADO	NHL	49	2839	136	2	2.87	20-19-9	1496	.909	-	-	-	-	-	-	-
	NHL TOTALS		448	25672	1145	25	2.68	213-169-50	13561	.916	26	1540	66	2	2.57	13-13	.915

MANAGEMENT

12 JOSH BAILEY

IN THE SYSTEM

NHL DRAFT

SOUND TIGERS

YEAR IN REVIEW

MANAGEMENT

PLAYERS

IN THE SYSTEM

NHL DRAFT

SOUND TIGERS

YEAR IN REVIEW



IN THE SYSTEM



43 | COLLIN ADAMS | FORWARD

SHOOTS: LEFT **HEIGHT:** 5-9 **WEIGHT:** 193 **BIRTHDAY:** 04.24.1998 **BIRTHPLACE:** FARMINGTON HILLS, MI

ISLANDERS TRANSACTIONS:

Selected by the Islanders in the sixth round (170th overall) of the 2016 National Hockey League Draft.

LAST SEASON:

Recorded seven points (2g/5a) in 32 games during his sophomore season at North Dakota (National Collegiate Hockey Conference)...His five assists and 32 games played were career-highs.

COLLEGE:

2017-18: Scored nine points (5g/3a) in 26 games during his freshman season at North Dakota...Led all team freshman with two game-winning goals and two power-play goals.

JUNIOR:

2016-17: Scored 51 points (24g/27a) in 57 games with the Muskegon Lumberjacks during his second season in the United States Hockey League...Ranked second on the Lumberjacks in all three offensive categories and co-led the team in power-play assists (11)...Named the USHL Offensive Player of the Week twice during the season (week 3 and 18). **2015-16:** Finished second on the Muskegon Lumberjacks in goals (27), assists (34) and points (61) in 59 games during his first full season in the USHL...Ranked sixth in the USHL in points...Named to the USHL All-Rookie team...Represented the United States at the 2016 World Jr. A Challenge. **2014-15:** Led the High Performance Hockey League (U16) in goals (26) and points (35) in 25 games with Honeybaked.

CAREER STATISTICS:

SEASON	REGULAR SEASON										PLAYOFFS						
	CLUB	LEA	GP	G	A	PTS	PIM	PP	SH	GW	+/-	GP	G	A	PTS	PIM	+/-
2011-12	Little Caesars AAA	HPMBHL	17	10	12	22	2	-	-	-	-	-	-	-	-	-	-
2012-13	Little Caesars AAA	HPBHL	22	24	10	34	8	-	-	-	-	-	-	-	-	-	-
	Little Caesars U16	HPHL U16	14	0	0	0	4	-	-	-	-	-	-	-	-	-	-
2013-14	Honeybaked U16	HPHL U16	22	10	7	17	12	-	-	-	-	-	-	-	-	-	-
2014-15	Honeybaked U16	HPHL U16	25	26	9	35	22	-	-	-	-	-	-	-	-	-	-
	Team USA	USHL	1	0	0	0	0	0	0	0	E	-	-	-	-	-	-
	United States U17	NTDP	3	2	0	2	0	-	-	-	-	-	-	-	-	-	-
	Muskegon	USHL	3	0	0	0	0	0	0	0	E	-	-	-	-	-	-
2015-16	Muskegon	USHL	59	27	34	61	37	12	0	-	+2	4	3	1	4	2	-2
2016-17	Muskegon	USHL	57	24	27	51	72	3	0	4	+21	-	-	-	-	-	-
2017-18	North Dakota	NCHC	26	5	3	9	12	2	0	2	-8	-	-	-	-	-	-
2018-19	North Dakota	NCHC	32	2	5	7	16	1	0	0	-	-	-	-	-	-	-



44 | SEBASTIAN AHO | DEFENSEMAN

SHOOTS: LEFT **HEIGHT:** 5-11 **WEIGHT:** 177 **BIRTHDAY:** 02.17.1996 **BIRTHPLACE:** UMEA, SWEDEN

ISLANDERS TRANSACTIONS:

Selected by the Islanders in the fifth round (139th overall) of the 2017 National Hockey League Draft. Agreed to a three-year, entry-level contract on July 5, 2017.

LAST SEASON:

Led all Bridgeport Sound Tigers defensemen and finished third on the team overall with a career-high 46 points (9g/37a) in 67 games during his second season in the American Hockey League...Also led Sound Tigers defensemen with a career-high 37 assists...Named to the 2019 AHL All-Star Classic in Springfield, MA, becoming just the third Bridgeport player to earn back-to-back All-Star selections... Scored the game-winning goal and added an assist on his 23rd birthday in a 7-3 win vs. Charlotte on Feb. 17.

CAREER:

2017-18: Made his NHL debut with the Islanders during his first season in North America...Spent the majority of the season with the Bridgeport Sound Tigers of the American Hockey League...Co-led all Bridgeport defensemen with 29 points (9g/20a) in 40 games...Recorded four points (1g/3a) in 22 NHL games...Made his NHL debut on Dec. 31 at Colorado...Earned his first NHL goal, assist and multi-point game on Jan. 7 vs. New Jersey...Was one of 12 players from the 2017 draft class to appear in games in 2017-18 and was the only fifth-round selection to do so...Named to the 2018 AHL All-Star Classic in Utica, N.Y., but did not play due to his call-up with the Islanders. **2016-17:** Ranked second on Skelleftea AIK in assists (20) and third in points (30) in 50 games during his fourth season in the Swedish Hockey League...His 30 points led all Skelleftea defensemen and ranked third in the SHL...Recorded a career-high in goals (10), assists (20), points (30), PPG (2) and GWG (5). **2015-16:** Posted 16 points (3g/13a) in 39 games during his third full season with Skelleftea AIK of the Swedish Hockey League...Added seven points (3g/4a) in 16 playoff games. **2014-15:** Spent time with both Skelleftea AIK of the SHL and Skelleftea J20 of the Swedish junior league (SuperElit) during his second professional season in Sweden...Posted 9 points (1g/8a) in 41 games in the SHL...Added two assists in four SuperElit league games...Recorded four points (1g/3a) in 13 playoff games with Skelleftea AIK. **2013-14:** Recorded five points (1g/4a) in 21 games during his first full season in the SHL... Added 23 points (7g/16a) in 27 games with Skelleftea J20. **2012-13:** Posted 12 points (1g/11) in 38 games with Skelleftea J20...Made his SHL debut, appearing in one game.

INTERNATIONAL:

Represented Sweden at the 2015 World Junior Championships and the 2013 and 2014 Under-18 World Junior Championships.

CAREER STATISTICS:

SEASON	CLUB	LEA	REGULAR SEASON								PLAYOFFS						
			GP	G	A	PTS	PIM	PP	SH	GW	+/-	GP	G	A	PTS	PIM	+/-
2012-13	Skelleftea J18	J18ALL	2	0	2	2	2	0	0	0	+4	3	0	1	1	2	-2
	Skelleftea J20	SuperElit	38	1	11	12	14	0	0	0	+9	4	0	0	0	0	0
	Skelleftea AIK	SHL	1	0	0	0	0	0	0	0	0	0	0	0	0	0	
	Sweden U18	WJC-18	5	0	0	0	4	0	0	0	0	-	-	-	-	-	
2013-14	Skelleftea J20	SuperElit	27	7	16	23	18	-	-	-	+11	-	-	-	-	-	
	Skelleftea AIK	SHL	21	1	4	5	2	0	0	0	-1	13	0	0	0	-2	
	Sweden U18	WJC-18	4	2	0	2	8	2	0	0	+1	-	-	-	-	-	
	Sweden U18	International	15	4	6	10	16	-	-	-	+2	-	-	-	-	-	
2014-15	Skelleftea J20	SuperElit	4	0	2	2	4	0	0	0	-2	-	-	-	-	-	
	Skelleftea AIK	SHL	41	1	8	9	14	0	0	1	+10	13	1	3	4	+3	
	Sweden U20	WJC-20	7	1	3	4	2	1	0	0	+1	-	-	-	-	-	
	Sweden U20	International	17	5	7	12	4	-	-	-	+4	-	-	-	-	-	
2015-16	Skelleftea AIK	SHL	39	3	13	16	12	1	0	0	+5	16	3	4	7	+5	
	Sweden U20	International	10	1	1	2	2	1	0	1	+4	-	-	-	-	-	
2016-17	Skelleftea AIK	SHL	50	10	20	30	10	2	0	5	-6	7	0	2	2	-3	
	Sweden	International	12	1	0	1	8	0	0	0	-2	-	-	-	-	-2	
2017-18	NY ISLANDERS	NHL	22	1	3	4	6	1	0	0	-5	-	-	-	-	-	
	Bridgeport	AHL	40	9	20	29	20	4	0	4	E	-	-	-	-	-	
2018-19	Bridgeport	AHL	67	9	37	46	36	4	0	3	+4	5	0	2	2	-1	
	NYI TOTALS		22	1	3	4	6	1	0	0	-5	-	-	-	-	-	
	NHL TOTALS		22	1	3	4	6	1	0	0	-5	-	-	-	-	-	

MANAGEMENT

THE PLAYERS

IN THE SYSTEM

NHL ENTRY DRAFT

SOUND TIGERS

YEAR IN REVIEW



51 | COLE BARDREAU | FORWARD

SHOOTS: RIGHT **HEIGHT:** 5-11 **WEIGHT:** 182 **BIRTHDAY:** 7.22.1993 **BIRTHPLACE:** FAIRPORT, NY

ISLANDERS TRANSACTIONS:

Agreed to a one-year, two-way (NHL/AHL) contract on July 1, 2019.

LAST SEASON:

Recorded 12 points (7g/5a) in 40 American Hockey League games during his fourth full season with the Lehigh Valley Phantoms.

CAREER:

2017-18: Set a career high in assists (19) and matched a career best with 30 points (11g/19a) in 45 games with the Lehigh Valley Phantoms (American Hockey League)...Ranked 10th on the team in scoring... Added three assists in 13 Calder Cup Playoff games, helping Lehigh Valley to the Atlantic Division Finals... Signed a two-year contract extension with the Philadelphia Flyers on Jul. 15, 2017. **2016-17:** Notched 24 points (9g/15a) in 72 games during his second season with the Phantoms... Served as an alternate captain. **2015-16:** Scored a career-high 13 goals and had 30 points (13g/17a) in 54 games as a rookie with the Phantoms...Named CCM/AHL Rookie of the Month for January after producing 12 points (6g/6a) and a plus-11 rating in 11 games. **2014-15:** Played 15 games with Lehigh Valley following a four-year college career at Cornell University...Logged two points (1g/1a) with the Phantoms, including a goal in his professional debut on Mar. 20 at Hartford...Signed a three-year, entry-level contract with the Flyers on Mar. 12, 2015.

COLLEGE:

2014-15: Recorded a collegiate career-high 22 points (5g/17a) in 30 games with Cornell during his senior campaign...Led the Big Red in total scoring and assists...Named ECAC Best Defensive Forward... Selected to the ECAC Third All-Star Team and All-Ivy League First Team. **2013-14:** Scored a career-best seven goals and had 16 points (7g/9a) in 26 games as a junior...Added a career-high plus-6 rating, which co-led the club...Served as an alternate captain with Cornell. **2012-13:** Collected seven points (2g/5a) in 13 games as a sophomore. **2011-12:** Registered eight points (4g/4a) in 34 games during his freshman season with the Big Red...Scored his first college goal on Nov. 11 at Harvard.

INTERNATIONAL:

2012-13: Helped Team USA win a gold medal at the IIHF Under-20 World Junior Championships in Ufa, Russia...Served as an alternate captain. **2010-11:** Captured a gold medal with Team USA at the IIHF Under-18 World Junior Championships in Germany. **2009-10:** Won a gold medal with Team USA at the Under-17 World Hockey Championships.

CAREER STATISTICS:

SEASON	REGULAR SEASON											PLAYOFFS					
	CLUB	LEA	GP	G	A	PTS	PIM	PP	SH	GW	+/-	GP	G	A	PTS	PIM	+/-
2009-10	U.S. Nat'l U-17	USHL	34	4	7	11	23	0	0	0	-23	-	-	-	-	-	-
2010-11	U.S. Nat'l Dev Team	USHL	24	4	7	11	23	0	0	1	+1	-	-	-	-	-	-
2011-12	Cornell	ECAC	34	4	4	8	18	0	0	0	+3	-	-	-	-	-	-
2012-13	Cornell	ECAC	13	2	5	7	12	1	0	0	+2	-	-	-	-	-	-
2013-14	Cornell	ECAC	26	7	9	16	14	3	0	3	+6	-	-	-	-	-	-
2014-15	Cornell	ECAC	30	5	17	22	38	4	0	0	-7	-	-	-	-	-	-
	Lehigh Valley	AHL	15	1	1	2	2	0	0	0	-3	-	-	-	-	-	-
2015-16	Lehigh Valley	AHL	54	13	17	30	54	2	2	1	-1	-	-	-	-	-	-
2016-17	Lehigh Valley	AHL	72	9	15	24	85	1	0	0	-4	5	0	0	0	4	-2
2017-18	Lehigh Valley	AHL	45	11	19	30	59	0	2	2	+18	13	0	3	3	34	E
2018-19	Lehigh Valley	AHL	40	7	5	12	38	0	4	1	-3	-	-	-	-	-	-



20 || KIEFFER BELLOWS || FORWARD

SHOOTS: LEFT **HEIGHT:** 6-1 **WEIGHT:** 195 **BIRTHDAY:** 06.10.1998 **BIRTHPLACE:** EDINA, MN

ISLANDERS TRANSACTIONS:

Selected by the Islanders in the first round (19th overall) of the 2016 National Hockey League Draft. Agreed to a three-year, entry-level contract on September 22, 2017.

LAST SEASON:

Recorded 19 points (12g/7a) in 73 games with the Bridgeport Sound Tigers of the American Hockey League during his first professional season...Ranked second on the team in shots (141)...Scored a goal in his pro debut on Oct. 6 at Lehigh Valley...Scored two goals for the first time in his pro career on Nov. 4 vs. Wilkes-Barre/Scranton, part of a record-tying eight-goal performance for the Sound Tigers... Scored on his first pro shootout attempt on Nov. 16 at Laval...Scored twice, including the game-winning goal in double overtime, in his first pro playoff game on Apr. 19 vs. Hershey (Game 1 of the Atlantic Division Semifinals).

JUNIOR:

2017-18: Scored 74 points (41g/33a) in 56 games with the Portland Winterhawks during his only season in the Western Hockey League...Led the team in game-winning goals and ranked second on the team in goals and third in points. **2016-17:** Recorded 14 points (7g/7a) in 34 games during his freshman season at Boston University (Hockey East)...Tied for second on the team with four power-play goals... Helped the Terriers advance to the 2017 NCAA Tournament. **2015-16:** Notched 81 points (50g/31a) in 62 games with the United States National Team Development Program...Finished second on the team in scoring...Became the fourth player ever to score 50 goals in a season with the U.S. Under-18 Team...Played 23 games in the United States Hockey League with Team USA, scoring 32 points (16g, 16a). **2014-15:** Led the Sioux Falls Stampede in goals (33) and points (52) in 58 games during his first season in the USHL...Named the 2015 USHL Rookie of the Year...Named to the USHL All-Rookie Team and the All-USHL Third Team...Scored 12 points (9g/3a) in 12 playoff games to help Sioux Falls win the Clark Cup as USHL Champions.

INTERNATIONAL:

Served as an alternate captain and won a bronze medal with Team USA at the 2018 World Junior Championships in Buffalo, N.Y...Set a World Junior Championship record with nine goals in a single tournament...Led the tournament in goals and ranked third in points (10)...Won gold at the 2017 World Championships (Canada), scoring twice in the gold medal game...Won bronze and scored eight points (5g/3a) in seven games with Team USA at the 2016 Under-18 World Championships in Grand Forks, N.D.

FAMILY:

His father, Brian Bellows, won a Stanley Cup with the Montreal Canadiens in 1993 and totaled 1,022 points in 1,188 career regular-season NHL games with five teams.

CAREER STATISTICS:

SEASON	REGULAR SEASON											PLAYOFFS					
	CLUB	LEA	GP	G	A	PTS	PIM	PP	SH	GW	+/-	GP	G	A	PTS	PIM	+/-
2013-14	Edina HS	MN-HS	25	10	17	27	45	2	0	0	E	2	1	1	2	2	E
2014-15	Sioux Falls	USHL	58	33	19	52	78	6	0	-	E	12	9	3	12	12	E
2015-16	Team USA	USHL	23	16	16	32	41	5	0	-	+17	-	-	-	-	-	-
	USA U-18	NTDP	62	50	31	81	101	-	-	-	-	-	-	-	-	-	-
2016-17	United States	WJC-18	7	5	3	8	8	0	0	1	+6	-	-	-	-	-	-
	Boston Univ.	H-East	34	7	7	14	20	4	0	0	-9	-	-	-	-	-	-
2017-18	United States	WJC	7	2	1	3	6	-	-	-	+2	-	-	-	-	-	-
	Portland	WHL	56	41	33	74	63	9	0	7	+40	12	3	10	13	12	-9
2018-19	United States	WJC	7	9	1	10	4	4	0	2	+2	-	-	-	-	-	-
	Bridgeport	AHL	73	12	7	19	101	2	0	0	-20	5	2	1	3	0	E

MANAGEMENT

THE PLAYERS

IN THE SYSTEM

NHL ENTRY DRAFT

SOUND TIGERS

YEAR IN REVIEW



38 | KYLE BURROUGHS | DEFENSEMAN

SHOOTS: RIGHT HEIGHT: 6-0 WEIGHT: 189 BIRTHDAY: 07.12.1995 BIRTHPLACE: VANCOUVER, BC

ISLANDERS TRANSACTIONS:

Selected by the Islanders in the seventh round (196th overall) of the 2013 National Hockey League Draft. Agreed to a three-year, entry-level contract on April 8, 2015. Agreed to a two-year, two-way (NHL/AHL) deal on July 16, 2018.

LAST SEASON:

Recorded 15 points (4g/11a) in 69 games while serving as a co-captain with the Bridgeport Sound Tigers (American Hockey League)...Played his 200th AHL game on Nov. 17 at Belleville...Passed Scott Mayfield for 10th place on the Sound Tigers all-time games played list with his 224th career appearance on Jan. 16 at Charlotte.

CAREER:

2017-18: Set career-highs in goals (6) and points (25) in 75 games with the Bridgeport Sound Tigers during his third season in the American Hockey League...Led the team in plus/minus with a plus-16 rating...Ranked third among team blueliners in points...Recorded 99 penalty minutes, ranking fourth on the team. **2016-17:** Scored 24 points (3g/21a) in 71 games with Bridgeport...Ranked third among Sound Tigers defensemen in points...Ranked second on the team in penalty minutes (116). **2015-16:** Recorded 10 points (2g/8a) in 31 games with the Bridgeport Sound Tigers during his rookie season...Tied for the team scoring lead in the Calder Cup Playoffs with two points (1g/1a) in two games...Began the season with the Missouri Mavericks of the ECHL, netting seven points (1g/6a) in 18 games before a Dec. 30 recall to Bridgeport.

JUNIOR:

2014-15: Split his fourth season in the Western Hockey League between the Regina Pats and Medicine Hat Tigers (midseason trade), totaling 39 points (7g/32a) in 66 games...Led Medicine Hat with a career-best plus-35 rating...Finished second among team defensemen in points...Traded from Regina, where he served as captain, to Medicine Hat, along with Dryden Hunt, in exchange for Connor Hobbs, a second-round pick in 2016 and third-round pick in 2015. **2013-14:** Established junior career highs in goals (8), assists (32) and points (40) during his third season with the Regina Pats and his first as team captain...Finished second among team defensemen in points, goals and assists...Ranked fifth on the team in plus-minus (+14)...Recorded six multi-point games, including a four-assist effort on Oct. 11 vs. Vancouver...Recorded one assist in four WHL Playoff games during Regina's first-round series against the Brandon Wheat Kings. Appeared in nine games with the Bridgeport Sound Tigers of the American Hockey League, making his North American professional debut. **2012-13:** Scored 33 points (5g/28a) in 70 games during his second WHL season with Regina...Led Regina defensemen in assists and points...Finished third on the club in penalty minutes (91). **2011-12:** Scored eight points (2g/6a) in 55 games as a rookie with Regina (WHL)...Finished third among team defensemen in plus-minus rating (+7)...Co-led team defensemen in scoring during the WHL Playoffs with two points (1g/1a) in five games...Represented Canada-Pacific at the 2012 World Under-17 Hockey Challenge, netting three points (1g/2a) in five games. **2010-11:** Made his WHL debut, appearing in one game with Regina vs. Saskatoon on Mar. 18.

CAREER STATISTICS:

SEASON	REGULAR SEASON											PLAYOFFS					
	CLUB	LEA	GP	G	A	PTS	PIM	PP	SH	GW	+/-	GP	G	A	PTS	PIM	+/-
2010-11	Valley West	BCMML	36	11	25	36	58	-	-	-	-	-	-	-	-	-	-
	Aldergrove	PIJHL	36	11	25	36	58	-	-	-	-	-	-	-	-	-	-
	Regina	WHL	1	0	0	0	0	0	0	0	E	-	-	-	-	-	-
2011-12	Regina	WHL	55	2	6	8	54	0	0	-	+7	5	1	1	2	0	+2
	Canada Pacific	WHL-17	5	1	2	3	14	-	-	-	-	-	-	-	-	-	-
2012-13	Regina	WHL	70	5	28	33	91	3	0	-	-8	-	-	-	-	-	-
2013-14	Regina	WHL	58	8	32	40	72	0	0	-	+14	4	0	1	1	8	-2
	Bridgeport	AHL	9	0	0	0	2	0	0	0	-6	-	-	-	-	-	-
2014-15	Regina	WHL	36	5	17	22	47	1	0	-	+31	-	-	-	-	-	-
	Medicine Hat	WHL	30	2	15	17	38	1	0	-	+4	10	0	4	4	2	E
2015-16	Missouri	ECHL	18	1	6	7	17	0	0	-	+11	-	-	-	-	-	-
	Bridgeport	AHL	31	2	8	10	30	0	0	-	-11	2	1	1	2	4	-3
2016-17	Bridgeport	AHL	71	3	21	24	116	0	0	0	+10	-	-	-	-	-	-
2017-18	Bridgeport	AHL	75	6	19	25	99	1	0	0	+16	-	-	-	-	-	-
2018-19	Bridgeport	AHL	69	4	11	15	103	0	0	0	+13	5	0	3	3	0	+1



63 | ROBERT CARPENTER | FORWARD

SHOOTS: RIGHT HEIGHT: 5-10 WEIGHT: 194 BIRTHDAY: 08.16.1996 BIRTHPLACE: NORTH READING, MA

ISLANDERS TRANSACTIONS:

Signed a two-year, two-way contract with the Islanders on March 26, 2019

LAST SEASON:

Completed a four-year career at Boston University (Hockey East) with 19 points (10g/9a) in 27 games during his senior season...Served as team captain...Ranked fourth on the team in goals...Won the New England Unsung Hero Award...Signed as a free agent with the Bridgeport Sound Tigers of the American Hockey League on Mar. 26...Made his professional debut and scored a goal on Apr. 5 at Providence...Had one goal in two games with the Sound Tigers.

COLLEGE:

2017-18: Led Boston University with a career-high 20 goals and 35 points in 40 games during his junior campaign...Served as an alternate captain...Helped Boston win the Hockey East Championship and was named to the 2018 Hockey East Second All-Star Team...Selected as an NCAA (New England) D1 All-Star. **2016-17:** Ranked fourth on the Terriers in points (32) and posted a career-high 18 assists in 38 games a sophomore...Finished sixth on the team in assists. **2015-16:** Had 16 points (12g/4a) in 39 games as a freshman at Boston University.

JUNIOR:

2014-15: Led all United States Hockey League players with 35 goals...Also ranked third on the Sioux City Musketeers in points (63) during his only full season in the USHL...Named to the USHL All-Rookie Team. **2013-14:** Recorded nine points (5g/4a) in nine games with Sioux City.

FAMILY:

His father, Bobby Carpenter, won two Stanley Cups [New Jersey, 1995 (player) and 2000 (assistant coach)] and was inducted into the United States Hockey Hall of Fame in 2008...Bobby played 1,178 career regular-season NHL games between 1981-1999 and was also selected to the 1995 NHL All-Star Game...His sister, Alex Carpenter, plays professionally in China and is a former Olympian, helping Team USA capture a silver medal in 2013-14.

CAREER STATISTICS:

SEASON	REGULAR SEASON											PLAYOFFS					
	CLUB	LEA	GP	G	A	PTS	PIM	PP	SH	GW	+/-	GP	G	A	PTS	PIM	+/-
2013-14	Islanders HC	USPHL	8	4	1	5	2	0	0	0	E	-	-	-	-	-	-
	Sioux City	USHL	9	5	4	9	0	0	1	1	+1	-	-	-	-	-	-
2014-15	Sioux City	USHL	60	35	28	63	30	13	3	6	+9	5	1	2	3	2	-
2015-16	Boston Univ.	H-East	39	12	4	16	6	3	0	2	-1	-	-	-	-	-	-
2016-17	Boston Univ.	H-East	38	14	18	32	27	4	2	2	+13	-	-	-	-	-	-
2017-18	Boston Univ.	H-East	40	20	15	35	26	7	2	4	+10	-	-	-	-	-	-
2018-19	Boston Univ.	H-East	27	10	9	19	24	3	1	1	-2	-	-	-	-	-	-
	Bridgeport	AHL	2	1	0	1	2	0	0	0	+1	0	0	0	0	0	E

MANAGEMENT

THE PLAYERS

IN THE SYSTEM

NHL ENTRY DRAFT

SOUND TIGERS

YEAR IN REVIEW



56 | LOGAN COCKERILL | LEFT WING

SHOOTS: LEFT HEIGHT: 5-10 WEIGHT: 175 BIRTHDAY: 03.03.1999 BIRTHPLACE: DETROIT, MI

ISLANDERS TRANSACTIONS:

Selected by the Islanders in the seventh round (201st overall) of the 2017 National Hockey League Draft.

LAST SEASON:

Recorded 11 points (4g/7a) in 37 games during his freshman season at Boston University (Hockey East)...Recorded his first collegiate short-handed goal on Nov. 1 at Northeastern.

COLLEGE:

2017-18: Scored 20 points (8g/12a) in 37 games during his freshman season at BU...Co-led all Terrier freshmen in goals and ranked third in freshman points while helping BU win the Hockey East title...Recorded four multi-point games...Named the Hockey East Top Performer twice (Nov. 20 and Feb. 19)...Recorded a 10-game point streak (4g/7a) from Jan. 27 - March 10, matching the longest of any Hockey East player all season...Recorded a goal and an assist in the Beanpot championship against Northeastern on Feb. 12...Named the Hockey East Rookie of the Week on Mar. 12 after scoring the game-winning goal in a 2-1 Hockey East quarterfinal win over UConn.

JUNIOR:


2016-17: Scored 27 points (14g/13a) in 52 games as an alternate captain with the United States National Team Development Program. **2015-16:** Scored 21 points (6g/15a) with the US National Under-17 team.

INTERNATIONAL:

Won a silver medal with Team USA at the 2019 World Junior Championships in Vancouver and a gold medal at the 2017 Under-18 World Junior Championships in Slovakia...Played in the 2016 and 2017 U18 Five Nations Tournaments, helping the U.S. team win both years, as well as the 2015 World Under 17 Challenge

CAREER STATISTICS:

SEASON	CLUB	LEA	REGULAR SEASON										PLAYOFFS					
			GP	G	A	PTS	PIM	PP	SH	GW	+/-	GP	G	A	PTS	PIM	+/-	
2014-15	Belle Tire U16	T1EHL U16	30	6	13	19	22	-	-	-	-	-	3	1	1	2	-	-
	Belle Tire U16	Midget	64	28	31	59	38	-	-	-	-	-	-	-	-	-	-	
2015-16	USNTDP Jrs	USHL	29	5	10	15	10	1	0	0	-5	-	-	-	-	-	-	
	U.S. NTL U17	USDP	47	6	15	21	16	-	-	-	-	-	-	-	-	-		
	USA U17	WHC-17	2	0	0	0	0	-	-	-	-	-	-	-	-	-		
2016-17	USNTDP JR	USHL	16	4	6	10	0	2	0	2	+3	-	-	-	-	-		
	U. National U18	USDP	52	14	13	27	16	-	-	-	-	-	-	-	-	-		
	USA U18	WJC-18	7	0	3	3	2	0	0	0	+5	-	-	-	-	-		
2017-18	Boston Univ.	H-East	37	8	12	20	12	2	0	1	+7	-	-	-	-	-		
2018-19	Boston Univ.	H-East	37	4	7	11	35	0	1	1	+1	-	-	-	-	-		



50 | JARED COREAU | GOALTENDER

CATCHES: LEFT **HEIGHT:** 6-6 **WEIGHT:** 208 **BIRTHDAY:** 11.05.1991 **BIRTHPLACE:** PERTH, ON

ISLANDERS TRANSACTIONS:

Agreed to a one-year, two-way (NHL/AHL) contract on July 10, 2019.

LAST SEASON:

Played 45 games in the American Hockey League between the San Diego Gulls and San Antonio Rampage...Agreed to a one-year, two-way (NHL/AHL) contract with the Anaheim Ducks on Jul. 5, 2018 and played 13 games with San Diego, recording a 3.57 GAA and .885 SV%...Traded to the St. Louis Blues on Jan. 3, 2019 for future considerations...Played 32 games with San Antonio and posted a 3.15 GAA and .886 SV% with two shutouts.

CAREER:

2017-18: Helped the Grand Rapids Griffins (American Hockey League) earn a berth in the Calder Cup Playoffs by going 21-10-4 with a 2.52 GAA and .913 SV% in 38 regular-season appearances...Also played seven NHL games with the Detroit Red Wings during his fifth professional season. **2016-17:** Played 33 AHL games with Grand Rapids and posted a 19-11-3 record with a 2.33 GAA and .917 SV%...Went 15-4 in 19 post-season appearances, helping Grand Rapids win the 2017 Calder Cup championship...Also made 14 appearances with Detroit, including his NHL debut on Dec. 3 vs. Pittsburgh. **2015-16:** Played a career-high 47 games and logged a 29-15-2 record with a 2.43 GAA and .922 SV% during his third professional season...Added a career-best six shutouts in the regular season...Named CCM/AHL Goaltender of the Month in December...Set a Grand Rapids club record with a 12-game home winning streak and 12-game home unbeaten in regulation streak from Oct. 21 through Jan. 15...Notched a 2-1 record with a 1.89 GAA and .949 SV% in three Calder Cup Playoffs appearances. **2014-15:** Spent the majority of his second professional season with Grand Rapids, going 16-8-1 with a 2.20 GAA and .927 SV% in 25 games...Named CCM/AHL Player of the Week on Feb. 1...Also played eight games with the Toledo Walleye (ECHL). **2013-14:** Made his professional debut with Grand Rapids on Oct. 5 at Toronto...Also played 20 games with Toledo during his rookie campaign.

COLLEGE:

2012-13: Won a collegiate career-high 15 games during his final season at Northern Michigan University and recorded a 2.70 GAA and .919 SV% in 38 games (matched a career high)...Started 33 of those contests. **2011-12:** Set career highs in GAA (2.22) and SV% (.928) in 23 appearances during his sophomore campaign at Northern Michigan...Named CCHA Goaltender of the Month in December...Nominated for CCHA's Scholar Athlete of the Year. **2010-11:** Posted a 5-5-2 record with a 3.71 GAA and .909 SV% in 15 games as a freshman...Twice named CCHA Goaltender of the Week (Nov. 1 and Jan. 3).

JUNIORS:

2009-10: Appeared in 38 games with the Lincoln Stars of the United States Hockey League (USHL)...Received the club's most improved player award.

CAREER STATISTICS:

SEASON	REGULAR SEASON									PLAYOFFS							
	CLUB	LEA	GP	MIN	GA	SO	GAA	REC	SA	SV%	GP	MIN	GA	SO	GAA	REC	SV%
2009-10	Lincoln Stars	USHL	38	1988	120	1	3.62	7-22-4	1013	.882	-	-	-	-	-	-	-
2010-11	Northern Mich.	CCHA	15	662	41	0	3.71	5-5-2	450	.909	-	-	-	-	-	-	-
2011-12	Northern Mich.	CCHA	23	1244	46	1	2.22	12-7-2	636	.928	-	-	-	-	-	-	-
2012-13	Northern Mich.	CCHA	38	2181	98	1	2.70	15-19-4	1207	.919	-	-	-	-	-	-	-
2013-14	Grand Rapids	AHL	5	205	15	0	4.39	0-4-0	118	.873	-	-	-	-	-	-	-
	Toledo	ECHL	20	1146	77	0	4.03	1-12-6	636	.879	-	-	-	-	-	-	-
2014-15	Toledo	ECHL	8	439	22	0	3.01	5-2-0	214	.897	-	-	-	-	-	-	-
	Grand Rapids	AHL	25	1475	54	3	2.20	16-8-1	739	.927	1	94	3	0	3.10	0-1	.875
2015-16	Grand Rapids	AHL	47	2742	111	6	2.43	29-15-2	1425	.922	3	159	5	0	1.89	2-1	.949
2016-17	Grand Rapids	AHL	33	1979	77	2	2.33	19-11-3	926	.917	19	1141	54	0	2.84	15-4	.909
	Detroit	NHL	14	717	41	2	3.46	5-4-3	362	.887	-	-	-	-	-	-	-
2017-18	Grand Rapids	AHL	38	2214	93	2	2.52	21-10-4	1072	.913	3	156	5	1	1.92	1-2	.924
	Detroit	NHL	7	380	27	0	4.26	0-5-1	203	.867	-	-	-	-	-	-	-
2018-19	San Diego	AHL	13	672	40	0	3.57	3-9-2	380	.895	-	-	-	-	-	-	-
	San Antonio	AHL	32	1731	91	2	3.15	12-18-1	801	.886	-	-	-	-	-	-	-
	NHL TOTALS		21	1097	68	2	3.72	5-9-4	565	.880	-	-	-	-	-	-	-

MANAGEMENT

THE PLAYERS

IN THE SYSTEM

NHL ENTRY DRAFT

SOUND TIGERS

YEAR IN REVIEW



45 | NOAH DOBSON | DEFENSEMAN

SHOOTS: RIGHT HEIGHT: 6-4 WEIGHT: 194 BIRTHDAY: 01.07.2000 BIRTHPLACE: Summerside, PEI

ISLANDERS TRANSACTIONS:

Selected by the Islanders in the first round (12th overall) of the 2018 National Hockey League Draft. Agreed to a three-year, entry-level contract on August 17, 2018.

LAST SEASON:

Led all QMJHL defensemen with 29 points (8g/21a) in 20 Memorial Cup tournament games en route to winning his second straight QMJHL & Memorial Cup titles... Named to both the QMJHL and CHL Memorial Cup All-Star teams for the second straight season... Scored 52 points (15g/37a) in 56 Quebec Major Junior Hockey League regular season games during his third junior season... Traded from Acadie-Bathurst to Rouyn-Noranda midway through the season... Named captain of Acadie-Bathurst at the start of the season... Ranked seventh among all QMJHL blueliners in points and tied for fifth in goals during the regular season.

CAREER:

2017-18: Scored 69 points (17g/52a) in 67 games during his second season with Acadie-Bathurst of the QMJHL... His 52 assists led the team and his 69 points ranked second... Added 13 points (3g/10a) in 20 playoff games to help the Titans win their first Memorial Cup title in franchise history... Scored seven points (2g/5a) during the Memorial Cup tournament... Named to both the QMJHL and CHL Memorial Cup All-Star teams. **2016-17:** Scored 26 points (7g/19a) in 63 games during his first season in the QMJHL... Added five assists in 11 playoff games. **2015-16:** Split the 2015-16 campaign between the Under-18 and Under-20 Red Bull Hockey teams in Austria... Combined for 18 points (4g/14a) in 35 games.

INTERNATIONAL:

Scored one goal, a game-winner, in five games for Team Canada in the 2019 Under-20 World Junior Championships... Recorded one goal Won a gold medal with Team Canada at the 2018 Hlinka Gretzky Cup.

CAREER STATISTICS:

SEASON	REGULAR SEASON											PLAYOFFS					
	CLUB	LEA	GP	G	A	PTS	PIM	PP	SH	GW	+/-	GP	G	A	PTS	PIM	+/-
2015-16	RB Akademie	RBHRC18	24	3	13	16	16	0	0	0	-	-	-	-	-	-	-
	RB Hoceky	RBHS20	11	1	1	2	0	0	0	0	-	-	-	-	-	-	-
2016-17	Acadie-Bathurst	QMHL	63	7	19	26	40	0	1	2	+34	11	0	5	5	2	+7
	Canada	WHC-17	5	0	0	0	0	0	0	0	-	-	-	-	-	-	-
2017-18	Acadie-Bathurst	QMHL	67	17	52	69	52	11	2	2	33	20	3	10	13	24	9
2018-19	Acadie-Bathurst	QMHL	28	9	7	16	36	4	0	0	-30	-	-	-	-	-	-
	Rouyn-Noranda	QMHL	28	6	30	36	24	2	1	1	+40	20	8	21	29	20	+28
	Canada	WJC-20	5	1	0	1	2	0	0	0	+4	-	-	-	-	-	-



49 | ARNAUD DURANDEAU | FORWARD

SHOOTS: LEFT HEIGHT: 6-0 WEIGHT: 181 BIRTHDAY: 01.14.1999 BIRTHPLACE: MONTREAL, QC

ISLANDERS TRANSACTIONS:

Selected by the Islanders in the sixth round (165th overall) of the 2017 National Hockey League Draft. Signed a three-year entry-level contract on May 31, 2019

LAST SEASON:

Set career-highs in goals (38), assists (35) and points (73) in 68 games with the Halifax Mooseheads of the Quebec Major Junior Hockey League... Ranked second on the Mooseheads in goals and third in points in his fourth season in the QMJHL... Recorded his first QMJHL hat trick on Nov. 25 at Saint John... Added 20 points (10g/10a) in 23 QMJHL playoff games, en route to the QMJHL championship game... Added 20 points (10g/10a) in 23 Memorial Cup games with an overtime game-winner in the semi-finals vs Drummondville... Ranked second on Halifax ins post-season points and assists.

JUNIOR:

2017-18: Recorded 53 points (20g/33a) in 67 games with Halifax... Tied for fifth on the Mooseheads in assists during his third season in the QMJHL... Recorded career-high four-point night on Feb 11 vs Acadie-Bathurst... Had a career-high, 11-game point streak (12g/9a) from Feb. 18-March 15... Added 12 points (5g/7a) in nine QMJHL playoff games, which co-led the Mooseheads... Recorded a six-game point streak in the playoffs from Mar. 23 - Apr. 6. **2016-17:** Scored 41 points (15g/26a) in 64 games with Halifax... Ranked fourth on the Mooseheads in assists and sixth in points... Named Scholastic Player of the Month in October. **2015-16:** Recorded 29 points (12g/17a) in 63 games during his first season in the QMJHL... Named Scholastic Player of the Month in January.

CAREER STATISTICS:

SEASON	REGULAR SEASON											PLAYOFFS					
	CLUB	LEA	GP	G	A	PTS	PIM	PP	SH	GW	+/-	GP	G	A	PTS	PIM	+/-
2013-14	Lac St-Louis	QMEAA	7	2	1	3	2	-	-	-	-	2	0	0	0	0	-
2014-15	Lac St-Louis	QMAAA	42	25	26	51	28	-	-	-	+9	16	8	11	19	12	+3
2015-16	Halifax	QMHL	63	12	17	29	20	4	0	2	-18	-	-	-	-	-	-
	Canada BK	WHC-17	5	2	2	4	2	-	-	-	-	-	-	-	-	-	-
2016-17	Halifax	QMHL	64	15	26	41	70	9	0	2	-6	6	2	3	5	6	-5
2017-18	Halifax	QMHL	67	20	33	53	56	3	1	2	+1	9	5	7	12	16	-7
2018-19	Halifax	QMHL	68	38	35	73	46	11	0	4	+29	23	10	10	20	26	+9



57 | SCOTT EANSOR | FORWARD

SHOOTS: LEFT HEIGHT: 5'9 WEIGHT: 180 BIRTHDAY: 01.03.1996 BIRTHPLACE: DENVER, CO

ISLANDERS TRANSACTIONS:

Signed a two-year, two-way contract with the Islanders on March 15, 2018.

LAST SEASON:

Scored nine points (7g/2a) in 40 American Hockey League games with the Bridgeport Sound Tigers during his second pro season...Set career highs in penalty minutes (28), shorthanded goals (1) and game-winning goals (3).

CAREER:

Recorded 22 points (16g/6a) in 59 games with the Sound Tigers during his first professional season...His 16 goals ranked third on the team and led all Sound Tigers rookies...His six power-play goals ranked third on the team...Scored seven goals in his first six pro games.

JUNIOR:

2016-17: Notched 38 points (18g/20a) in 40 games, while serving as team captain of the Seattle Thunderbirds, during his fourth season in the Western Hockey League...Scored a career-high 18 goals in his final WHL season...Added 12 points (5g/7a) in 20 playoff games to help the Thunderbirds win the WHL Championship. **2015-16:** Recorded a career-high 42 points (12g/30a) in 55 games during his third season with the Seattle Thunderbirds...Added 13 points (7g/6a) in 18 WHL playoff games. **2014-15:** Had 37 points (14g/23a) in 72 games with Seattle...His 59 penalty minutes were a career high...Led the Thunderbirds with five post-season goals in six games. **2013-14:** Tallied 12 points (3g/9a) in 52 games with Seattle in his first WHL season.

INTERNATIONAL:

Won a bronze medal and scored one goal in seven games with Team USA at the 2016 Under-20 World Junior Championships in Finland.

CAREER STATISTICS:

SEASON	REGULAR SEASON											PLAYOFFS					
	CLUB	LEA	GP	G	A	PTS	PIM	PP	SH	GW	+/-	GP	G	A	PTS	PIM	+/-
2012-13	Colorado	T1EHLU16	6	0	3	3	2	0	0	0	-	-	-	-	-	-	-
2013-14	Seattle	WHL	52	3	9	12	49	0	0	1	-3	9	4	1	5	10	+2
2014-15	Seattle	WHL	72	14	23	37	61	2	0	2	+2	6	5	0	5	2	-2
2015-16	Seattle	WHL	55	12	30	42	59	4	2	1	+10	18	7	6	13	20	+3
	USA U20	WJC-20	7	1	0	1	2	0	0	0	+2	-	-	-	-	-	-
2016-17	Seattle	WHL	40	18	20	38	32	4	3	4	+14	20	5	7	12	12	+6
2017-18	Bridgeport	AHL	59	16	6	22	26	6	0	1	-15	-	-	-	-	-	-
2018-19	Bridgeport	AHL	40	7	2	9	28	0	1	3	E	0	0	0	0	0	E

MANAGEMENT

THE PLAYERS

IN THE SYSTEM

NHL ENTRY DRAFT

SOUND TIGERS

YEAR IN REVIEW



33 | CHRISTOPHER GIBSON | GOALTENDER

CATCHES: LEFT **HEIGHT:** 6-1 **WEIGHT:** 212 **BIRTHDAY:** 12.27.1992 **BIRTHPLACE:** Karkkila, FIN

ISLANDERS TRANSACTIONS:

Acquired from Toronto with Taylor Beck, Matthew Finn, Tom Nilsson and Carter Verhaeghe in exchange for Michael Grabner on September 17, 2015. Signed a one-year contract with the Islanders on August 16, 2016. Signed a one-year contract with the Islanders on July 13, 2017. Signed a two-year contract with the Islanders on June 29, 2018.

CAREER TRANSACTIONS:

Selected by the Los Angeles Kings in the second round (49th overall) of the 2011 National Hockey League Draft. Agreed to a three-year, entry-level contract with Toronto on July 19, 2013.

LAST SEASON:

Went 22-16-5 with a 2.84 GAA and .902 SV% during his fourth season with the Bridgeport Sound Tigers (American Hockey League)...Moved into third place on the Sound Tigers' all-time wins list with his 57th career victory on Jan. 19 vs. Providence, passing Rick DiPietro...Tied a Sound Tigers' franchise record with two assists on Nov. 14 at Hartford. Also made two appearances with the New York Islanders.

CAREER:

2017-18: Posted a 19-14-3 record in 37 games with the Bridgeport Sound Tigers of the American Hockey League during his fifth professional season...Posted a team-best 2.42 GAA and a .906 SV%... Appeared in eight games with the Islanders and posted a 2-3-2 record with 3.65 GAA and a .908 SV%...Joined Billy Smith as the only Islanders rookie goaltender to record 50+ saves in a game on Mar. 11 at Calgary. Selected to the 2018 AHL All-Star Classic in Utica, N.Y. **2016-17:** Appeared in just seven games with the Bridgeport Sound Tigers and posted a 6-0-0 record with 2.52 GAA and a .912 SV% during his fourth professional season before suffering an injury and missing the remainder of the season. **2015-16:** Appeared in his first four National Hockey League games with the Islanders during his third professional season...Made his NHL debut on Jan. 2 at Pittsburgh (16 saves in relief appearance)...Made 29 saves to earn a win in his first NHL start on April 5 at Washington, clinching a Stanley Cup Playoffs berth for the team...Spent the majority of the year with the Bridgeport Sound Tigers of the American Hockey League, posting a 19-11-6 record in 42 games...Led Sound Tigers goalies in games played, wins and shutouts (2). **2014-15:** Posted a 24-17-3 record with a 2.42 goals-against average and a .921 save percentage in 45 games with the AHL's Toronto Marlies during his second professional season...Went 2-2 with a 3.90 GAA and .866 SV% in four Calder Cup Playoff games. **2013-14:** Split time between the AHL and ECHL, playing 12 games for Toronto (AHL) and 20 games for the Orlando Solar Bears...With Toronto, posted a 5-6-0 record with a 2.44 GAA and a .916 SV%...With Orlando, posted an 8-9-1 record with a 3.16 GAA and a .892 SV%...Played in two ECHL playoff games, going 1-1 with a 1.94 GAA and a .951 SV%.

JUNIOR:


2012-13: Recorded a 17-18-4 record with a 3.08 GAA and a .902 SV% in 41 games for the Chicoutimi Saguenéens of the Quebec Major Junior Hockey League...Went 2-4 with a 3.87 GAA and a .898 SV% in six postseason games. **2011-12:** Posted a career-best 27 wins during his third season with Chicoutimi, going 27-17-4 with a 2.97 GAA and a .893 in 48 games...Posted a 3.12 GAA and a .903 SV% while going 9-9 in a career-high 18 postseason games, as Chicoutimi advanced to the QMJHL's semi-finals. **2010-11:** Posted a 14-15-8 record with a 2.42 GAA and a .920 SV% in 37 games for Chicoutimi...Went 0-4 with a 5.20 GAA and a .865 SV% in four postseason games. **2009-11:** Went 8-19-0 with a 3.50 GAA and a .884 SV% in 29 games as a rookie with Chicoutimi...Went 2-1 with a 3.39 GAA and a .871 SV% in four postseason games.

INTERNATIONAL:

Represented Finland at the 2012 World Junior Championship in Saskatchewan. Won bronze with Finland at the 2010 World U18 Championships with Belarus.

CAREER STATISTICS:

SEASON	REGULAR SEASON										PLAYOFFS						
	CLUB	LEA	GP	MIN	GA	SO	GAA	REC	SA	SV%	GP	MIN	GA	SO	GAA	REC	SV%
2008-09	Notre Dame	SMHL	18	1,049	46	1	2.63	16-1-0	-	-	6	360	11	1	1.83	6-0	-
2009-10	Chicoutimi	QMJHL	29	1,592	46	2	3.50	8-19-0	-	-	4	230	13	0	3.39	2-1	-
	Finland	WJC-18	0	-	-	-	-	-	-	-	-	-	-	-	-	-	-
2010-11	Chicoutimi	QMJHL	37	2,235	93	4	2.42	14-15-8	1,124	.920	4	219	19	0	5.20	0-4	.865
2011-12	Chicoutimi	QMJHL	48	2,809	90	3	2.97	27-17-4	1,297	.893	18	1,116	58	1	3.12	9-9	.903
	Finland	WJC	2	120	139	0	4.50	1-1-0	67	-	-	-	-	-	-	-	-
2012-13	Chicoutimi	QMJHL	41	2,279	9	4	3.08	17-18-4	1,191	.902	6	356	23	0	3.12	2-4	.898
2013-14	Toronto	AHL	12	640	117	0	2.44	5-6-0	311	.916	-	-	-	-	-	-	-
	Orlando	ECHL	20	1,178	26	0	3.16	8-9-2	576	.892	2	123	4	0	1.94	1-1	.951
2014-15	Toronto	AHL	45	2,605	62105	2	2.42	24-17-3	1,328	.921	4	231	15	0	3.90	2-2	.866
2015-16	NY ISLANDERS	NHL	4	194	11	0	3.40	1-1-1	93	.882	-	-	-	-	-	-	-
	Bridgeport	AHL	42	2,351	106	2	2.70	19-11-6	1,170	.909	1	59	6	0	6.15	0-1	.860
2016-17	Bridgeport	AHL	7	380	16	0	2.52	6-0-0	181	.912	-	-	-	-	-	-	-
	Bridgeport	AHL	37	2,131	86	4	2.42	19-14-1	833	.906	-	-	-	-	-	-	-
2017-18	NY ISLANDERS	NHL	8	427	26	0	3.65	2-3-2	258	.908	-	-	-	-	-	-	-
	Bridgeport	AHL	40	2,201	104	1	2.84	22-11-5	958	.902	4	231	15	0	1.91	2-2	.927
2018-19	NY ISLANDERS	NHL	2	40	1	0	1.50	0-0-0	16	.941	-	-	-	-	-	-	-
	NYI TOTALS		14	661	38	0	3.45	3-4-3	367	.904	-	-	-	-	-	-	-
	NHL TOTALS		14	661	38	0	3.45	3-4-3	367	.904	-	-	-	-	-	-	-



ANATOLI GOLYSHEV | FORWARD

SHOOTS: LEFT **HEIGHT:** 5-8 **WEIGHT:** 178 **BIRTHDAY:** 2.14.1995 **BIRTHPLACE:** PERM, RUSSIA

ISLANDERS TRANSACTIONS:

Selected by the Islanders in the fourth round (95th overall) of the 2016 National Hockey League Draft.

LAST SEASON:

Scored 40 points (19g/21a) and ranked fourth on the team in 54 games with Yekaterinburg during his sixth season in the Kontinental Hockey League...Recorded six power-play goals and four game-winning goals, both good for third on the team.

CAREER:

2017-18: Scored 31 points (18g/13a) in 40 games with Yekaterinburg during his fifth season in the Kontinental Hockey League...Recorded his first KHL hat trick on Nov. 28...Added three points (2g/1a) in six KHL playoff games. **2016-17:** Scored 17 points (7g/10a) in 49 games with Yekaterinburg during his fourth season in the KHL...His 17 points were good for seventh among team forwards...Recorded a career-high 59 penalty minutes. **2015-16:** Led Automobilist Yekaterinburg in goals (25) and points (44) during his third season in the KHL...Ranked fourth in the KHL in goals...Named to the KHL All-Star Team...Named KHL Forward of the Month for November...Added one goal in six playoff games. **2014-15:** Scored 19 points (9g/10a) in 44 games during his second season with Yekaterinburg of the KHL...Added one goal and one assist in five KHL playoff games. **2013-14:** Scored five points (2g/3a) in 34 games during his rookie season in the KHL...Appeared in four playoff games.

JUNIOR:

Won a silver medal with Team Russia at the 2015 World Junior Championships (Toronto).

CAREER STATISTICS:

SEASON	REGULAR SEASON											PLAYOFFS					
	CLUB	LEA	GP	G	A	PTS	PIM	PP	SH	GW	+/-	GP	G	A	PTS	PIM	+/-
2012-13	Yekaterinburg	MHL	54	23	40	63	24	7	0	6	+1	8	1	5	6	2	-4
2013-14	Yekaterinburg	KHL	32	2	3	5	4	0	0	0	-2	4	0	0	0	0	-0
	Yekaterinburg	MHL	20	12	10	22	8	3	-	1	+2	1	1	1	2	0	+2
2014-15	Yekaterinburg	KHL	44	9	10	19	43	2	0	1	+3	5	1	1	2	6	+1
	Yekaterinburg	MHL	-	-	-	-	-	-	-	-	1	0	0	0	0	0	-1
	Russia	WJC	6	0	3	3	27	0	0	0	+1	-	-	-	-	-	-
2015-16	Yekaterinburg	KHL	56	25	19	44	26	7	0	5	+5	6	1	0	1	10	-3
2016-17	Yekaterinburg	KHL	49	7	10	17	59	1	0	0	-6	-	-	-	-	-	-
2017-18	Yekaterinburg	KHL	40	18	13	31	16	4	0	0	+10	6	2	1	3	4	+2
2018-19	Yekaterinburg	KHL	54	19	21	40	14	6	0	4	+2	9	2	3	5	14	-2

MANAGEMENT

THE PLAYERS

IN THE SYSTEM

NHL ENTRY DRAFT

SOUND TIGERS

YEAR IN REVIEW



34 | SETH HELGESON | DEFENSEMAN

SHOOTS: LEFT HEIGHT: 6-4 WEIGHT: 216 BIRTHDAY: 10.8.1990 BIRTHPLACE: FARIBAULT, MN

ISLANDERS TRANSACTIONS:

Signed a one-year, two-way contract with the Islanders on July 1, 2017. Signed a two-year, two-way deal with the Islanders on July 2, 2018.

CAREER TRANSACTIONS:

Selected by New Jersey in the fourth round (114th overall) in the 2009 NHL Draft. Signed a two-year, entry-level contract with New Jersey on April 23, 2013. Signed a two-year contract with New Jersey (two way in 2015-16, one-way in 2016-17) on July 18, 2015.

LAST SEASON:

Set new professional career highs in points (14) and assists (13) in 74 games with the Bridgeport Sound Tigers (American Hockey League)...Served as an alternate captain...Played his 400th professional game on Feb. 23 vs. Springfield.

CAREER:

2017-18: Served as alternate captain and recorded a personal American Hockey League career-high in penalty minutes (137) during his first season with the Bridgeport Sound Tigers...Registered 12 points (1g/11a) in 76 games...Led the team in penalty minutes. 2016-17: Spent the majority of the season with the Albany Devils, New Jersey's American Hockey League affiliate...Scored nine points (2g/7a) in 48 games with Albany...Added one goal, his first career NHL goal, in nine games with New Jersey...First career goal came on Feb. 4 at Columbus. 2015-16: Split his third professional season between the NHL with New Jersey and the AHL with Albany...Posted one assist in 19 games with New Jersey...Scored seven points (2g/5a) in 42 games in the AHL. 2014-15: Split his second professional campaign between Albany (49 games) and New Jersey (22)...Made his NHL debut on Nov. 11 vs. Minnesota, his hometown team...Recorded his first assist/point in his NHL debut...Posted two assists in 22 NHL games...Finished fourth among Albany defensemen in points with 12 (2g/10a). 2013-14: Played in 75 games with Albany (AHL) during first professional season...Led all team defensemen in games played (75) and ranked third in plus/minus with a plus-12 mark...Led the team in penalty minutes (100).

COLLEGE:

2012-13: Posted five assists in 40 games during his senior season at the University of Minnesota of the Western Collegiate Hockey Conference...Named an NCAA (WCHA) Academic All-American for the second straight season...Made professional debut on April 13, 2013 vs. Binghamton. 2011-12: Notched career-highs in games played (43), goals (5), assists (9), points (14) and penalty minutes (70) during his junior campaign at Minnesota...Ranked third among team blueliners in points...Named an NCAA (WCHA) Academic All-American...Helped the Golden Gophers reach the 2012 Frozen Four. 2010-11: Scored seven points (1g/6a) in 36 games during his sophomore season at Minnesota. 2009-10: Scored one goal in 31 games during his freshman season at Minnesota.

CAREER STATISTICS:

SEASON	REGULAR SEASON										PLAYOFFS						
	CLUB	LEA	GP	G	A	PTS	PIM	PP	SH	GW	+/-	GP	G	A	PTS	PIM	+/-
2007-08	Sioux City	USHL	58	3	8	11	41	0	0	0	-	-	-	-	-	-	-
2008-09	Sioux City	USHL	58	4	12	16	64	0	0	1	-	-	-	-	-	-	-
2009-10	Minnesota	WCHA	31	1	0	1	24	0	0	0	+2	-	-	-	-	-	-
2010-11	Minnesota	WCHA	36	1	6	7	66	0	0	0	+7	-	-	-	-	-	-
2011-12	Minnesota	WCHA	43	5	9	14	70	0	0	0	+12	-	-	-	-	-	-
2012-13	Minnesota	WCHA	40	0	5	5	62	0	0	0	-5	-	-	-	-	-	-
	Albany	AHL	4	0	0	0	2	0	0	0	+2	-	-	-	-	-	-
2013-14	Albany	AHL	75	1	9	10	100	0	0	1	+12	4	0	0	0	2	-
2014-15	Albany	AHL	49	2	10	12	58	1	0	0	+3	-	-	-	-	-	-
	NEW JERSEY	NHL	22	0	2	2	18	0	0	0	+4	-	-	-	-	-	-
2015-16	Albany	AHL	42	2	5	7	52	0	0	0	+15	11	0	4	4	14	-
	NEW JERSEY	NHL	19	0	1	1	17	0	0	0	-5	-	-	-	-	-	-
2016-17	Albany	AHL	48	2	7	9	50	0	0	0	+11	4	0	1	1	2	-
	NEW JERSEY	NHL	9	1	0	1	15	0	0	0	+2	-	-	-	-	-	-
2017-18	Bridgeport	AHL	76	1	11	12	137	0	0	0	-2	-	-	-	-	-	-
2018-19	Bridgeport	AHL	74	1	13	14	132	0	0	0	-4	5	0	1	1	4	E
	NHL TOTALS		50	1	3	4	50	0	0	0	+1	-	-	-	-	-	-



26 | JOSHUA HO-SANG | FORWARD

SHOOTS: RIGHT HEIGHT: 6-1 WEIGHT: 190 BIRTHDAY: 1.22.1996 BIRTHPLACE: TORONTO, ON

ISLANDERS TRANSACTIONS:

Selected by the Islanders in the first round (28th overall) of the 2014 National Hockey League Draft. Signed a three-year, entry-level-contract on Oct. 5, 2014...Agreed to a one-year contract on Aug. 19, 2019. Agreed to terms on a one-year deal on Aug. 19, 2019

LAST SEASON:

Ranked third on the Bridgeport Sound Tigers (American Hockey League) with a professional career-high 35 assists and was tied for fourth on the team with a professional career high 43 points...Tied a Sound Tigers franchise record with four assists on Nov. 4 vs. Wilkes-Barre/Scranton...Notched his first professional hat trick and tied a Bridgeport record with five points (3g/2a) on Feb. 17 vs. Charlotte... Named CCM/AHL Player of the Week for Feb. 11-17...Also recorded two points (1g/1a) in 10 games with the New York Islanders during his third professional season.

CAREER:

2017-18: Scored 31 points (8g/23a) in 50 games with the Bridgeport Sound Tigers during his second professional season...Tied for second on the team in assists and finished sixth in points...Started the season with the Islanders and played six games before being loaned to Bridgeport on Oct. 25...Recalled from Bridgeport from Nov. 11- Dec. 15...Recorded 12 points (2g/10a) in 22 games with the Islanders, who were 8-1-0 when he recorded a point. **2016-17:** Scored 10 points (4g/6a) in 21 games during his first season with the Islanders...Made his National Hockey League debut on March 2 at Dallas...Scored his first NHL goal/point on March 7 at Edmonton...Recorded his first assist on Mar. 11 at St. Louis...Posted multi-point games on back-to-back nights on March 13 vs. Carolina and March 14 at Carolina...Scored 36 points (10g/26a) in 50 games with the Bridgeport Sound Tigers of the American Hockey League...Ranked fourth among team rookies in points, and second in rookie assists... Named CCM/AHL's Player of the Month for the month of February.

JUNIOR:

2016-17: Made his NHL debut on March 2 at Dallas... Scored his first NHL goal (point) on March 7 at EDM... Scored 10 points (4g/6a) in 21 games with the Islanders this season... Scored 36 points (10g/26a) in 50 games with the Bridgeport Sound Tigers of the American Hockey League... Ranked fourth among team rookies in points, and second in rookie assists... Named CCM/AHL's Player of the Month for the month of February. **2015-16:** Led the Niagara IceDogs in points (82) and assists (63) during his fourth season in the Ontario Hockey League...Posted a career-best plus-28 rating...His 63 assists ranked seventh in the league...Scored a team-high 26 points (6g/20a) in 17 playoff games as Niagara advanced to the OHL Finals. **2014-15:** Totaled 81 points (17g/64a) in 60 games during his third OHL season...Traded from the Windsor Spitfires to Niagara 11 games into the season, in exchange for Hayden McCool and second round picks in 2016, 2018 and 2019...Finished second on Niagara in points...Led Niagara in postseason scoring with 16 points (1g/15a) in 11 games. **2013-14:** Led Windsor in scoring with 85 points (32g/53a) in 67 games during his second season in the Ontario Hockey League...Tied for 17th overall in OHL scoring...Had 26 multi-point games, including a career-high six-point night (2g/4a) on Feb. 9 vs. North Bay...Added three points (1g/2a) in four playoff games...Earned a 15-game suspension during the playoffs for a push from behind on Mar. 27 vs. London. **2012-13:** Scored 44 points (14g/30a) in 63 games during his rookie OHL season with Windsor...Tied for sixth in points among all OHL rookies...Finished fourth on the team in points and third in assists. **2011-12:** Scored 79 points (31g/48a) in 30 games with the Toronto Marlboros of the Greater Toronto Minor Midget Hockey League.

INTERNATIONAL:

Skated for Team Ontario at the 2013 World Under-17 Hockey Challenge, scoring five points (2g/3a) in five games.

CAREER STATISTICS:

SEASON	REGULAR SEASON										PLAYOFFS						
	CLUB	LEA	GP	G	A	PTS	PIM	PP	SH	GW	+/-	GP	G	A	PTS	PIM	+/-
2011-12	Toronto	GTMMHL	30	31	48	79	24	-	-	-	-	-	-	-	-	-	-
2012-13	Windsor	OHL	63	14	30	44	22	2	0	0	-23	-	-	-	-	-	-
	Canada-Ontario	WHC-17	5	3	2	5	0	-	-	-	-	-	-	-	-	-	-
2013-14	Windsor	OHL	67	32	53	85	44	8	1	3	+26	4	1	2	3	10	-10
2014-15	Windsor	OHL	11	3	16	19	8	1	0	1	-2	-	-	-	-	-	-
2015-16	Niagara	OHL	49	14	48	62	38	4	0	4	+9	11	1	15	16	18	-1
	Niagara	OHL	66	19	63	82	44	2	0	0	+28	17	6	20	26	8	+3
2016-17	NY ISLANDERS	NHL	21	4	6	10	12	1	0	0	+1	-	-	-	-	-	-
	Bridgeport	AHL	50	10	26	36	24	2	0	1	-4	-	-	-	-	-	-
2017-18	Bridgeport	AHL	50	8	23	31	40	2	0	1	-2	-	-	-	-	-	-
	NY ISLANDERS	NHL	22	2	10	12	2	0	0	0	-7	-	-	-	-	-	-
2018-19	Bridgeport	AHL	56	8	35	43	18	2	0	2	-6	5	1	1	2	0	+2
	NY ISLANDERS	NHL	10	1	1	2	6	0	0	0	+2	-	-	-	-	-	-
		NYI TOTALS	53	7	17	24	20	1	0	0	-4	-	-	-	-	-	-
		NHL TOTALS	53	7	17	24	20	1	0	0	-4	-	-	-	-	-	-

MANAGEMENT

THE PLAYERS

IN THE SYSTEM

NHL ENTRY DRAFT

SOUND TIGERS

YEAR IN REVIEW



43 | GRANT HUTTON | DEFENSEMAN

SHOOTS: RIGHT HEIGHT: 6-4 WEIGHT: 207 BIRTHDAY: 07.25.1995 BIRTHPLACE: CARMEL, IN

ISLANDERS TRANSACTIONS:

Agreed to a one-year, entry-level contract on March 21, 2019.

LAST SEASON:

Completed a four-year career at Miami University (Ohio) (National Collegiate Hockey Conference) with 21 points (7g/14a) in 37 games...Led all RedHawks defensemen in goals and ranked fourth on the team in points...Served as team captain...Agreed to an amateur tryout contract with the Bridgeport Sound Tigers of the American Hockey League on Mar. 21...Made his professional debut with the Sound Tigers on Mar. 27 vs. Charlotte...Collected his first pro point with an assist on Apr. 2 vs. Wilkes-Barre/Scranton...Scored his first pro goal and added an assist in his first pro game on Apr. 5 at Providence.

COLLEGE:

2017-18: Set collegiate career highs in goals (13), assists (14) and points (27) in 36 games as a junior at Miami University (Ohio)...Finished second on the RedHawks in goals and points...Netted a team-high eight power-play goals...Notched eight multi-point games and a team-high four multi-goal outings...Ranked second on the RedHawks in shots (100)...Named NCHC Defenseman of the Week on Oct. 23. **2016-17:** Notched 18 points (9g/9a) in 36 games during his sophomore season...Named to the NCHC Academic All-Conference Team...Led team blue-liners in goals and points...His goal total was the most by a Miami defenseman since Alec Martinez's nine in 2007-08. **2015-16:** Had five assists in 35 games as a freshman...Named NCHC Defenseman of the Week on Feb. 14.

JUNIORS:

2014-15: Registered 14 points (4g/10a) and a plus-26 rating in 32 games with the Janesville Jets of the North American Hockey League...Finished his NAHL career with a plus-35 rating over parts of three seasons...Also played 11 games with the Des Moines Buccaneers of the United States Hockey League. **2013-14:** Scored 19 points (6g/13a) in 43 games with the Corpus Christi Ice Rays (NAHL), while serving as an alternate captain...Also had two points (1g/1a) in 20 games with the Tri-City Storm (USHL). **2012-13:** Scored 10 points (4g/6a) and a plus-16 rating in 42 games with Corpus Christi...Played four games with the Indiana Ice (USHL).

CAREER STATISTICS:

SEASON	CLUB	LEA	REGULAR SEASON									PLAYOFFS					
			GP	G	A	PTS	PIM	PP	SH	GW	+/-	GP	G	A	PTS	PIM	+/-
2013-14	Corpus Christi	NAHL	43	6	13	19	52	5	0	0	-7	-	-	-	-	-	-
	Tri-City	USHL	20	1	1	2	7	0	0	0	-8	-	-	-	-	-	-
2014-15	Des Moines	USHL	11	0	0	0	2	0	0	0	-2	-	-	-	-	-	-
	Janesville	NAHL	32	4	10	14	18	3	0	2	+26	-	-	-	-	-	-
2015-16	Miami (Ohio)	NCHC	35	0	5	5	6	0	0	0	+1	-	-	-	-	-	-
2016-17	Miami (Ohio)	NCHC	36	9	9	18	34	4	0	0	E	-	-	-	-	-	-
2017-18	Miami (Ohio)	NCHC	36	13	14	27	45	8	1	3	-6	-	-	-	-	-	-
2018-19	Miami (Ohio)	NCHC	37	7	14	21	29	4	0	1	-5	-	-	-	-	-	-
	Bridgeport	AHL	9	1	5	6	2	1	0	0	-3	5	0	0	0	0	-1



58 | RUSLAN ISKHAKOV | FORWARD

SHOOTS: LEFT HEIGHT: 5-8 WEIGHT: 167 BIRTHDAY: 07.22.2000 BIRTHPLACE: MOSCOW, RU

ISLANDERS TRANSACTIONS:

Selected by the Islanders in the second round (43rd overall) of the 2018 National Hockey League Draft.

LAST SEASON:

Scored 21 points (6g/15a) in 32 games during his freshman season at the University of Connecticut (Hockey East)...Scored his first collegiate goal in his NCAA debut on Oct.12 at Army...His 15 assists were second most among UConn freshmen and fifth most among Hockey East freshmen.

JUNIOR:

2017-18: Scored 30 points (6g/24a) in 33 games with Krasnaya Armiya Moskva of the Molodyozhnaya Hokkeinaya Liga, the Russian junior league...Ranked third on the team in assists. 2016-17: Recorded 104 points (42g/62a) in 44 games with HK Trnava's Under-18 Team in Slovakia...Added 18 points (9g/9a) in 11 post-season games.

INTERNATIONAL:

Scored three goals in five games at the 2018 Under-18 World Junior Championships in his home country.

CAREER STATISTICS:

SEASON	REGULAR SEASON											PLAYOFFS					
	CLUB	LEA	GP	G	A	PTS	PIM	PP	SH	GW	+/-	GP	G	A	PTS	PIM	+/-
2016-17	HK Trnava	U18	44	42	62	104	28	-	-	-	+9	-	-	-	-	-	-
2017-18	Armiya Moskva	MHL	33	6	24	30	2	-	-	-	-	-	-	-	-	-	-
	Russia	WJC18	5	3	0	3	2	0	0	1	+3	-	-	-	-	-	-
	Russia	INTJR	24	9	12	21	10	-	-	-	-	-	-	-	-	-	-
2018-19	UCONN	H-East	32	6	15	21	20	0	0	1	+1	-	-	-	-	-	-

MANAGEMENT

THE PLAYERS

IN THE SYSTEM



52 | BLADE JENKINS | FORWARD

SHOOTS: LEFT HEIGHT: 6-2 WEIGHT: 211 BIRTHDAY: 08.11.2000 BIRTHPLACE: JACKSON, MI

ISLANDERS TRANSACTIONS:

Selected by the Islanders in the fifth round (134th overall) of the 2018 National Hockey League Draft.

LAST SEASON:

Set career-highs in goals (23), assists (36) and points (59) during his second season with the Saginaw Spirit of the Ontario Hockey League...Added nine points (5g/4a) in 17 OHL playoff games, helping the Spirit reach the Western Conference Final where they lost to the OHL champion, Guelph Storm, in seven games.

JUNIOR:

2017-18: Recorded 44 points (20g/24a) in 68 games with the Saginaw Spirit during his first season in the OHL...Named to the OHL All-Rookie Team...Finished second on the team in goals and fourth in points...Co-led the team in playoff scoring with three assists in four games. 2016-17: Scored eight points (4g/4a) in 56 games with the USNTDP's Under-17 club...Appeared in one game with the USNTDP's Under-18 team.

INTERNATIONAL:

Represented the United States at the 2017 World Hockey Challenge.

CAREER STATISTICS:

SEASON	REGULAR SEASON											PLAYOFFS					
	CLUB	LEA	GP	G	A	PTS	PIM	PP	SH	GW	+/-	GP	G	A	PTS	PIM	+/-
2016-17	USNTDP	USHL	34	1	4	5	8	0	0	0	-21	-	-	-	-	-	-
	USNTDP-17	USDP	56	4	4	8	14	-	-	-	-	-	-	-	-	-	-
	USNTDP-18	USDP	1	0	0	0	0	0	0	0	-	-	-	-	-	-	-
	USA	WHC-17	5	1	0	1	0	0	0	0	-	-	-	-	-	-	-
2017-18	Saginaw	OHL	68	20	24	44	20	3	0	2	-19	4	0	3	3	2	-1
2018-19	Saginaw	OHL	67	23	36	59	16	5	0	1	+10	17	5	4	9	8	-3

NHL ENTRY DRAFT

SOUND TIGERS

YEAR IN REVIEW



66 | MASON JOBST | FORWARD

SHOOTS: LEFT HEIGHT: 5-8 WEIGHT: 174 BIRTHDAY: 02.17.1994 BIRTHPLACE: SPEEDWAY, IN

ISLANDERS TRANSACTIONS:

Agreed to a two-year, entry-level contract on April 2, 2019.

LAST SEASON:

Completed a four-year career at Ohio State University with a team-leading 36 points (17g/19a) in 36 games..Led the team in goals and was second in assists...Ranked fourth on the club with a plus-8 rating...Served as team captain for the second straight season...Selected as a finalist for the 2019 Hobey Baker Award, given to the NCAA's top collegiate player...Became just the fifth Buckeye to be named a finalist for the award...Selected to the Big Ten First All-Star Team...Named to the NCAA (West) Second All-American Team...Earned the Big Ten Medal of Honor...Helped Ohio State win the Big Ten regular season Championship...Became the Big Ten record holder for career goals (69) and points (164) in league games...His 164 points (69g/95a) in 150 career games led all NCAA skaters from 2015-19 and were the most for a Buckeye since 1989.

COLLEGE:

2017-18: Recorded 43 points and a career-high 21 goals in 40 games during his junior season at Ohio State University...Led the team in goals, was second in assists and third in points...Served as team captain...Named to the Big Ten All-Tournament Team and Second All-Star Team. **2016-17:** Led Ohio State with a career-high 55 points (19g/36a) in 39 games as a sophomore...Became the Big Ten scoring champion and was selected to the First All-Star Team. **2015-16:** Tied for second on the team in goals (12) and finished fourth in points (30) in 35 games during his freshman season...Named to the Big Ten All-Rookie Team.

JUNIORS:

2014-15: Posted seven goals (2g/5a) in 11 games during his fourth season with the Muskegon Lumberjacks of the United States Hockey League...Served as team captain for the second straight year... Also had three points (1g/2a) in three playoff games. **2013-14:** Led Muskegon in assists (35) and ranked second on the club in points (45) during his third season in the USHL...Served as team captain. **2012-13:** Notched 24 points (6g/18a) in 64 regular-season games and also played three playoff contests. **2011-12:** Had 10 points (2g/8a) in 32 USHL games and 11 points (5g/6a) in 13 contests with the Indiana Jr. Ice Under-18 Team.

CAREER STATISTICS:

SEASON	REGULAR SEASON											PLAYOFFS					
	CLUB	LEA	GP	G	A	PTS	PIM	PP	SH	GW	+/-	GP	G	A	PTS	PIM	+/-
2010-11	USNTDP	USHL	2	1	1	2	0	0	0	0	+1	-	-	-	-	-	-
2011-12	Muskegon	USHL	32	2	8	10	18	1	0	0	-2	-	-	-	-	-	-
	Indiana Jr Ice	NAPHL18U	13	5	6	11	19	-	-	-	-	-	-	-	-	-	-
2012-13	Muskegon	USHL	64	6	18	24	26	0	0	+3	3	0	0	0	0	0	E
2013-14	Muskegon	USHL	49	10	35	45	46	0	1	+6	-	-	-	-	-	-	-
2014-15	Muskegon	USHL	11	2	5	7	2	0	0	-3	3	1	2	3	2	2	E
2015-16	Ohio State Univ.	Big-10	35	12	18	30	16	2	0	+3	-	-	-	-	-	-	-
2016-17	Ohio State Univ.	Big-10	39	19	36	55	18	9	2	+12	-	-	-	-	-	-	-
2017-18	Ohio State Univ.	Big-10	40	21	22	43	24	9	2	+5	-	-	-	-	-	-	-
2018-19	Ohio State Univ.	Big-10	36	17	19	36	20	8	1	+8	-	-	-	-	-	-	-



48 | OTTO KOIVULA | FORWARD

SHOOTS: LEFT HEIGHT: 6-5 WEIGHT: 232 BIRTHDAY: 09.01.1998 BIRTHPLACE: NOKIA, FINLAND

ISLANDERS TRANSACTIONS:

Selected by the Islanders in the fourth round (120th overall) of the 2016 National Hockey League Draft. Agreed to a three-year, entry-level contract on March 21, 2018.

LAST SEASON:

Ranked second on the Bridgeport Sound Tigers with 46 points (21g/25a) in 69 games during his first professional season in North America...Led all Sound Tigers rookies in scoring and finished the season with the fourth-most goals of any American Hockey League rookie...Tied for the team lead in plus-minus (+14)...Made his North American debut on Oct. 6 at Lehigh Valley...Scored his first goal on Nov. 4 vs. Wilkes-Barre/Scranton...Had a career-high three assists on Feb. 1 vs. Lehigh Valley.

CAREER:

2017-18: Recorded 27 points (9g/18a) in 53 games during his second full season in Finland's SM Liiga...Ranked fifth on Ilves in points. **2016-17:** Named SM Liiga Rookie of the Year after scoring 30 points (10g/20a) in 50 games with Ilves...Ranked third on the team in points and tied for second in assists...Led all league rookies in points and assists. **2015-16:** Won the Finnish Junior A championship during his second season with the Ilves Under-20 team...Ranked second on the team in goals (26) and third in points (58)...Added 12 points (5g/7a) in seven postseason games on the way to being named the "Playoffs Best Player."

INTERNATIONAL:

Represented Finland at the 2017 and 2018 World Junior Championships, as well as the 2016 Hlinka Gretzky Cup.

CAREER STATISTICS:

SEASON	CLUB	REGULAR SEASON										PLAYOFFS					
		LEA	GP	G	A	PTS	PIM	PP	SH	GW	+/-	GP	G	A	PTS	PIM	+/-
2013-14	Ilves U18	Finland U18	5	4	2	6	0	-	-	-	-	5	0	1	1	0	-
2014-15	Ilves U18	Finland U18	21	22	32	54	10	-	-	-	-	3	1	0	1	2	-
	Ilves Jr.	Finland Jr	22	4	6	10	12	-	-	-	-	-	-	-	-	-	-
2015-16	Ilves	Finland	1	0	0	0	0	0	0	0	-	7	5	7	12	4	+7
	Ilves Jr.	Finland Jr.	49	26	32	58	18	-	-	-	-	-	-	-	-	-	-
	Finland	Hlinka	5	1	0	1	6	-	-	-	-1	-	-	-	-	-	-
2016-17	Ilves	Liiga	50	10	20	30	6	-	-	-	-6	10	2	3	5	2	-2
	Finland U20	WJC20	6	0	0	0	0	0	0	0	-2	-	-	-	-	-	-
	Finland U20	INT JR	13	1	2	3	4	0	0	0	-2	-	-	-	-	-	-
2017-18	Ilves	Liiga	53	9	18	27	24	3	0	3	-20	-	-	-	-	-	-
	Finland	WIC-U20	5	0	2	2	4	0	0	0	-3	-	-	-	-	-	-
2018-19	Bridgeport	AHL	69	21	25	46	28	4	0	3	+14	5	0	2	2	0	-1



74 | CHRISTIAN KRYGIER | DEFENSEMAN

SHOOTS: LEFT HEIGHT: 6-3 WEIGHT: 187 BIRTHDAY: 05.05.2000 BIRTHPLACE: NOVI, MI

ISLANDERS TRANSACTIONS:

Selected by the Islanders in the seventh round (196th overall) of the 2018 NHL Draft.

LAST SEASON:

Appeared in 33 games and posted two assists as a freshman season at Michigan State University.

JUNIOR:

2017-18: Recorded eight assists in 48 games during his second season with the Lincoln Stars of the United States Hockey League...Led the Stars and ranked eighth in the USHL in penalty minutes with 137. **2016-17:** Played 50 games during his first USHL season with Lincoln, collecting five points (2g/3a)...Also appeared in 10 games with the United States National Development Program's Under-17 team.

INTERNATIONAL:

Represented the United States at the 2017 World Hockey Challenge and the 2018 Hlinka Gretzky Cup.

CAREER STATISTICS:

SEASON	CLUB	REGULAR SEASON										PLAYOFFS					
		LEA	GP	G	A	PTS	PIM	PP	SH	GW	+/-	GP	G	A	PTS	PIM	+/-
2015-16	Little Caesars	HPHL16	22	1	6	7	60	0	0	0	-	-	-	-	-	-	-
	Little Caesars	Midget	74	8	18	26	146	-	-	-	-	-	-	-	-	-	-
2016-17	Lincoln	USHL	50	2	3	5	26	0	0	0	+9	-	-	-	-	-	-
	USNTDP-17	USDP	10	0	0	0	2	0	0	0	-	-	-	-	-	-	-
	USA	WHC-17	5	0	0	0	2	-	-	-	-	-	-	-	-	-	-
2017-18	Lincoln	USHL	48	0	8	8	137	0	0	0	+10	-	-	-	-	-	-
2018-19	Michigan State	Big 10	33	0	2	2	24	0	0	0	-11	-	-	-	-	-	-

MANAGEMENT

THE PLAYERS

IN THE SYSTEM

NHL ENTRY DRAFT

SOUND TIGERS

YEAR IN REVIEW



37 | MATT LORITO | FORWARD

SHOOTS: LEFT **HEIGHT:** 5-9 **WEIGHT:** 170 **BIRTHDAY:** 7.3.1990 **BIRTHPLACE:** OAKVILLE, ONT

ISLANDERS TRANSACTIONS:

Signed a two-year contract with the Islanders on July 1, 2018 (The first year is two-way (NHL/AHL), the second year is one-way).

CAREER TRANSACTIONS:

Signed a two-year contract with the Detroit Red Wings on July 1, 2016.

LAST SEASON:

Notched points in five straight games to begin his Bridgeport Sound Tigers career (2g/6a) after missing 51 contests due to injury...Made his Bridgeport debut on Feb. 10 vs. Utica and notched an assist on the game-winning goal in overtime...Scored the game-winning goal to extend Bridgeport's season in a 3-2 victory at Hershey on Apr. 25, 2019 (Game 4 of the Atlantic Division Semifinals)...Co-led all players with four points (2g/2a) during the 2019 Calder Cup Playoffs.

CAREER:

2017-18: Recorded 49 points (23g/26a) in 59 games with the Grand Rapids Griffins during his third full season in the American Hockey League...Played in his second consecutive AHL All-Star Game...His 23 goals were tied for second on the Grand Rapids Griffins and good for a career-high...Led the team with five game-winning goals and ranked second with nine power-play goals. **2016-17:** Made NHL debut and recorded his first NHL point (assist) on April 8 vs. MTL...Scored a career-high 56 points (22g/34a) in 61 games during his first season in Grand Rapids in the AHL...Added 13 points (7g/6a) in 19 playoff games en route to winning the Calder Cup...Played in his first AHL All-Star Game. **2015-16:** Recorded 54 points (18g/36a) in 71 games with the Albany Devils of the AHL during his first professional campaign...Scored a career-high 36 assists and five power-play goals.

COLLEGE:

2014-15: Recorded 23 points (11g/12a) in 29 games while serving as team captain at Brown University during his senior season...Tied for the team scoring lead...Named to the NCAA All-Ivy League Second Team...Became the 24th member of the Brown 100-point club...Made his professional debut at the conclusion of his senior year, averaging over a point-per-game with 12 points (3g/9a) in 11 games with Albany. **2013-14:** Scored 29 points (10g/19a) in 29 games while serving as alternate captain for Brown University...Recorded a collegiate career-high in assists with 19...Named to the NCAA All-Ivy League Second Team. **2012-13:** Scored a career-high 37 points (22g/15a) in 36 games during his sophomore season at Brown...His 37 points and eight power-play goals led the team...Named to the NCAA All-Ivy

CAREER STATISTICS:

SEASON	CLUB	LEA	REGULAR SEASON										PLAYOFFS						
			GP	G	A	PTS	PIM	PP	SH	GW	+/-	GP	G	A	PTS	PIM	+/-		
2011-12	Brown	ECAC	24	4	13	17	18	0	0	0	-	-	-	-	-	-	-		
2012-13	Brown	ECAC	36	22	15	37	6	8	1	3	-	-	-	-	-	-			
2013-14	Brown	ECAC	29	10	19	29	8	2	1	0	-	-	-	-	-	-			
2014-15	Brown	ECAC	29	11	12	23	8	2	0	1	-1	-	-	-	-	-			
2014-15	Albany	AHL	11	3	9	12	2	3	0	1	-2	-	-	-	-	-			
2015-16	Albany	AHL	71	18	36	54	26	5	0	3	16	-	-	-	-	-			
2016-17	DETROIT	NHL	2	0	1	1	0	0	0	0	E	-	-	-	-	-			
2016-17	Grand Rapids	AHL	61	22	34	56	25	5	1	4	+5	19	7	6	13	4	+3		
2017-18	Grand Rapids	AHL	59	23	26	49	28	9	0	5	-2	-	-	-	-	-			
2018-19	Bridgeport	AHL	23	5	11	16	12	0	0	1	+6	5	2	2	4	2	E		
		NHL TOTALS	2	0	1	1	0	0	0	0	E	-	-	-	-	-			



61 | BEN MIRAGEAS | DEFENSEMAN

SHOOTS: LEFT HEIGHT: 6-2 WEIGHT: 174 BIRTHDAY: 05.08.1999 BIRTHPLACE: NEWBURYPORT, MA

ISLANDERS TRANSACTIONS:

Selected by the Islanders in the third round (77th overall) of the 2017 National Hockey League Draft.

LAST SEASON:

Recorded 13 points (2g/11a) in 42 games during his sophomore season at Providence College (Hockey East)...Ranked second among team blueliners in assists.

COLLEGE:

Recorded 19 points (8g/11a) in 40 games during his freshman season at Providence...Led all Friar freshmen in goals, assists, points and power-play goals (5)...Named Hockey-East Rookie of the week on Nov. 13, 2017.

JUNIOR:

Combined for 19 points (2g/17a) during his first full season in the United States Hockey League with the Bloomington Thunder and Chicago Steel...Co-led all USHL defensemen in playoff scoring with 10 assists, while helping the Steel win the 2017 Clark Cup (USHL champions).

INTERNATIONAL:

Represented the United States at the 2017 Hlinka Gretzky Cup.

CAREER STATISTICS:

REGULAR SEASON												PLAYOFFS					
SEASON	CLUB	LEA	GP	G	A	PTS	PIM	PP	SH	GW	+/-	GP	G	A	PTS	PIM	+/-
2015-16	Avon Old Farms	USHS	24	6	16	22	-	-	-	-	-	-	-	-	-	-	-
	Neponset	MHSL U18	12	1	6	7	6	-	-	-	-	-	-	-	-	-	-
	Bloomington	USHL	4	0	0	0	4	0	0	0	+1	-	-	-	-	-	-
2016-17	Bloomington	USHL	45	1	9	10	18	0	0	0	-2	-	-	-	-	-	-
	Chicago	USHL	14	1	8	9	4	0	0	0	-6	14	0	10	10	6	+7
2017-18	Providence	H-East	40	8	11	19	23	5	0	2	+5	-	-	-	-	-	-
2018-19	Providence	H-East	42	2	11	13	22	1	0	0	-7	-	-	-	-	-	-



67 | NICK PASTUJOV | FORWARD

SHOOTS: LEFT HEIGHT: 6-1 WEIGHT: 201 BIRTHDAY: 01.21.1998 BIRTHPLACE: BRADENTON, FL

ISLANDERS TRANSACTIONS:

Selected by the Islanders in the seventh round (193rd overall) of the 2016 National Hockey League Draft.

LAST SEASON:

Posted a collegiate career-highs in points (24), goals (11) and assists (13) in 36 games as a junior at the University of Michigan (Big Ten)...Ranked second on the team in goals...One of eight Wolverines to appear in all 38 games.

COLLEGE:

2017-18: Scored 15 points (4g/11a) in 36 games during his sophomore season at Michigan...Had one goal and one assist in three NCAA tournament games en route to a Frozen Four appearance...Recorded the first multi-point game of his career with two assists in 5-3 win at Minnesota on Jan. 12. 2016-17: Scored three points (1g/2a) in 28 games as a freshman at the University of Michigan...Tallied his first career goal, a game-winner, at Ohio State on Feb. 25.

CAREER:

2015-16: Scored 21 points (13g/8a) in 60 games with the United States National Team Development Program...Added eight points (3g/5a) in 21 United States Hockey League games with Team USA. 2014-15: Ranked fourth on the US National Under-17 team in goals (13) and points (30).

INTERNATIONAL:

Won bronze with Team USA at the 2016 Under-18 World Junior Championships (Switzerland), scoring four points (3g/1a) in seven games...Won a silver medal with Team USA at the 2015 Under-17 World Hockey Challenge, tallying eight points (3g/5a) in six games.

CAREER STATISTICS:

REGULAR SEASON												PLAYOFFS					
SEASON	CLUB	LEA	GP	G	A	PTS	PIM	PP	SH	GW	+/-	GP	G	A	PTS	PIM	+/-
2011-12	Honeybaked AAA	HPMBHL	19	23	21	44	22	-	-	-	-	3	3	3	6	8	-
2012-13	Honeybaked AAA	HPBHL	23	25	22	47	34	-	-	-	-	-	-	-	-	-	-
2013-14	Honeybaked U16	HPHL U1615	6	13	19	26	-	-	-	-	-	-	-	-	-	-	-
2014-15	Team USA	USHL	28	3	8	11	43	1	0	-	E	-	-	-	-	-	-
	United States U17	NTDP	45	13	17	30	42	-	-	-	-	-	-	-	-	-	-
	United States	WHC-17	6	3	5	8	4	-	-	-	-	-	-	-	-	-	-
2015-16	Team USA	USHL	21	3	5	8	22	0	0	-	+4	-	-	-	-	-	-
	United States U18	NTDP	60	13	8	21	68	-	-	-	-	-	-	-	-	-	-
	United States	WJC-18	7	3	1	4	8	-	-	-	+5	-	-	-	-	-	-
2016-17	Michigan	Big-10	28	1	2	3	14	0	0	1	E	-	-	-	-	-	-
2017-18	Michigan	Big-10	36	4	11	15	26	0	0	0	+6	-	-	-	-	-	-
2018-19	Michigan	Big-10	36	11	13	24	56	4	0	1	-1	-	-	-	-	-	-

MANAGEMENT

THE PLAYERS

IN THE SYSTEM

NHL ENTRY DRAFT

SOUND TIGERS

YEAR IN REVIEW



JAKE PIVONKA | FORWARD

SHOOTS: LEFT **HEIGHT:** 5-11 **WEIGHT:** 198 **BIRTHDAY:** 02.28.2000 **BIRTHPLACE:** Naperville, IL

ISLANDERS TRANSACTIONS:

Selected by the Islanders in the fourth round (103rd overall) of the 2018 National Hockey League Draft.

LAST SEASON:

Recorded 10 points (2g/8a) in 40 games during his freshman season helping Notre Dame win the Big 10 title...Recorded his first collegiate point on Nov. 3 vs Ohio State...Scored his first collegiate goal, a game-winner, on Feb. 12 vs Michigan...Both of his goals were game-winners.

JUNIOR:

2017-18: Recorded 20 points (8g/12a) in 59 games with the United States National Team Development Program...Totaled eight points (5g/3a) in 25 games with Team USA in United States Hockey League games...Committed to play college hockey at Notre Dame. **2016-17:** Recorded 23 points (10g/13a) in 56 games during his first season with the USNTDP.

INTERNATIONAL:

Won a silver medal and earned two assists in seven games while serving as an alternate captain on Team USA at the 2018 Under-18 World Junior Championships in Russia...Also represented the United States at the 2017 Under-17 World Hockey Challenge...Member of the U.S. National Under-18 Team that placed first at the 2018 Under-18 Five Nations Tournament in Plymouth, Michigan and third at the 2017 Under-18 Five Nations Tournament in Hameenlinna, Finland...Also played for Team USA's Under-17 Team that placed first at the 2016 Under-17 Four Nations Tournament in Monthey, Switzerland and second at the 2017 Under-17 Five Nations Tournament in Brno, Czech Republic.

PERSONAL:

Jake's father, Michael Pivonka, scored 599 points (181g/418a) in 825 NHL games with the Washington Capitals.

CAREER STATISTICS:

SEASON	CLUB	LEA	REGULAR SEASON									PLAYOFFS					
			GP	G	A	PTS	PIM	PP	SH	GW	+/-	GP	G	A	PTS	PIM	+/-
2015-16	Mission	HPHL-U16	22	10	12	22	4	-	-	-	-	-	-	-	-	-	-
	Mission	NAPHL-U16	5	2	0	2	4	-	-	-	-	-	-	-	-	-	
2016-17	USNTDP	USHL	35	5	6	11	22	1	0	1	-	-	-	-	-	-	
	USNTDP	USDP	56	10	13	23	32	2	0	1	-	-	-	-	-	-	
2017-18	USA	WHC-17	5	2	0	2	6	0	0	0	-	-	-	-	-	-	
	USNTDP	USHL	34	5	6	11	22	1	0	1	-	-	-	-	-	-	
	USNTDP	USDP	59	8	12	20	45	-	-	-	-	-	-	-	-	-	
2018-19	USA	WJC-U18	7	0	2	2	6	0	0	0	-	-	-	-	-	-	
	Notre Dame	B10	40	2	8	10	25	0	0	2	-	-	-	-	-	-	



42 | DAVID QUENNEVILLE | DEFENSEMAN

SHOOTS: RIGHT **HEIGHT:** 5-9 **WEIGHT:** 185 **BIRTHDAY:** 03.13.1998 **BIRTHPLACE:** EDMONTON, AB

ISLANDERS TRANSACTIONS:

Selected by the Islanders in the seventh round (200th overall) of the 2016 National Hockey League Draft. Signed a three-year, entry-level contract on April 6, 2018.

LAST SEASON:

Ranked third among Worcester Railers (ECHL) defensemen in points (21) and tied for second among team blue-liners in goals (5) during his first full professional season.

JUNIOR:

2017-18: Led all Western Hockey League defensemen in goals (26) and points (80) during his fourth full year with the Medicine Hat Tigers...Served as an alternate captain... Became the highest scoring defenseman in Medicine Hat franchise history [214 points (69g/145a) in 250 career games]...Added eight points (1g/7a) in six WHL playoff games...Played three games with the Bridgeport Sound Tigers of the American Hockey League, including his professional debut on Apr. 13 at Lehigh Valley. **2016-17:** Ranked second among Medicine Hat Tigers defensemen in scoring with 59 points (23g/56a) in 49 WHL games...Led WHL defensemen in power-play goals with 16, good for third in the entire league...Ranked second among WHL defensemen in game-winning goals with six, which led the Tigers...Added 13 points (4g/9a) in 11 post-season games. **2015-16:** Led all Medicine Hat Tigers defensemen in scoring with 55 points (14g/41a) in 64 games during his second full season in the WHL...Ranked 10th in the WHL in points...Established career highs in goals, assists, points and power-play goals (11). **2014-15:** Scored 20 points (6g/14a) in 66 games during his first season in the WHL...Appeared in one playoff game with Medicine Hat.

INTERNATIONAL:

Led all tournament defensemen in goals (5) during the 2016 Under-18 World Junior Championships (Grand Forks, ND)...Named to the tournament's All-Star roster...Had three points (1g/2a) in five games during the 2015 World Under-17 Hockey Challenge.

FAMILY:

Is the younger brother of New Jersey Devils forward, John Quenneville and is Johnny Boychuk's nephew through marriage...His second cousin is Joel Quenneville, head coach of the Florida Panthers.

CAREER STATISTICS:

SEASON	CLUB	REGULAR SEASON										PLAYOFFS						
		LEA	GP	G	A	PTS	PIM	PP	SH	GW	+/-	GP	G	A	PTS	PIM	+/-	
2011-12	SSAC Bantam AAA	AMBHL	32	16	28	44	44	-	-	-	-	11	6	15	21	18	-	
	SSAC Min Midget AAA	AMMHL	2	1	1	2	0	-	-	-	-	-	-	-	-	-	-	
2012-13	SSAC Bantam AAA	AMBHL	32	34	38	72	77	-	-	-	-	11	8	20	28	12	-	
	SSAC Midget AAA	AMHL	32	11	16	27	40	-	-	-	-	-	-	-	-	-	-	
2013-14	Medicine Hat	WHL	1	0	0	0	0	0	0	0	E	-	-	-	-	-	-	
	Medicine Hat	WHL	66	6	14	20	47	3	0	1	+2	1	0	0	0	0	E	
2014-15	Canada White	WHC-17	5	1	2	3	10	-	-	-	-	-	-	-	-	-	-	
	Medicine Hat	WHL	64	14	41	55	30	11	0	1	-21	-	-	-	-	-	-	
2015-16	Canada	WJC-18	7	5	3	8	4	2	0	3	+7	-	-	-	-	-	-	
	Medicine Hat	WHL	49	23	36	59	37	16	0	6	+5	11	4	9	13	6	-2	
2016-17	Medicine Hat	WHL	70	26	54	80	58	12	0	4	+7	6	1	7	8	8	0	
	Bridgeport	AHL	3	0	0	0	0	0	0	0	-2	-	-	-	-	-	-	
2017-18	Worcester	ECHL	55	5	16	21	47	2	0	-	-8	-	-	-	-	-	-	

MANAGEMENT

THE PLAYERS

IN THE SYSTEM

NHL ENTRY DRAFT

SOUND TIGERS

YEAR IN REVIEW



ROBIN SALO | DEFENSEMAN

SHOOTS: LEFT HEIGHT: 6-1 WEIGHT: 187 BIRTHDAY: 10.13.1998 BIRTHPLACE: ESPOO, FINLAND

ISLANDERS TRANSACTIONS:

Selected by the Islanders in the second round (46th overall) of the 2017 National Hockey League Draft.

LAST SEASON:

Tied a SM-Liiga career-high with 16 points (4g/12a) in 57 games during his fourth season with Sport Vaasa of the Finnish Elite League...Ranked fifth among team defensemen in points and assists... Added two goals in three Liiga playoff games.

CAREER:

2017-18: Scored five points (5a) in 43 games during his third full season with Sport Vaasa of the Finnish Elite League (Liiga). **2016-17:** Scored 16 points (1g/15a) in his second full season with Sport Vaasa of the Finnish Elite League (Liiga)...His 15 assists led all Vaasa defensemen and ranked second overall on the team. **2015-16:** Split the season between Sport (Liiga) and Sport U20 (Jr. Liiga)...Posted 17 points (7g/10a) in 27 Jr. Liiga games...Appeared in 16 Liiga games but was held off the score sheet. **2014-15:** Spent the majority of the season with Sport U20 of the Finnish junior league (Jr Liiga), where he posted 26 points (10g/16a) in 45 games...Appeared in four games with Sport in the Finnish Elite League (Liiga).

INTERNATIONAL:

Appeared in five games with Team Finland at the 2018 Under-20 World Junior Championships...Won a gold medal with Finland at the 2016 Under-18 World Junior Championships and a silver medal at the 2015 Under-18 World Junior Championships.

CAREER STATISTICS:

SEASON	CLUB	REGULAR SEASON										PLAYOFFS					
		LEA	GP	G	A	PTS	PIM	PP	SH	GW	+/-	GP	G	A	PTS	PIM	+/-
2014-15	Sport U20	Jr. Liiga	45	10	16	26	32	-	-	-	-5	-	-	-	-	-	-
	Sport	Liiga	4	0	0	0	0	0	0	0	+1	0	0	0	0	0	0
	Finland U18	WJC-18	7	0	0	0	0	0	0	0	E	-	-	-	-	-	-
	Finland	International	7	0	0	0	0	0	0	0	E	-	-	-	-	-	-
2015-16	Sport U20	Jr. Liiga	27	10	7	17	8	-	-	-	+5	-	-	-	-	-	-
	Sport	Liiga	16	0	0	0	0	0	0	0	-6	-	-	-	-	-	-
	Finland	U18	7	1	0	1	2	0	0	0	E	-	-	-	-	-	-
	Finland U20	International	4	1	0	1	0	0	0	0	+3	-	-	-	-	-	-
2016-17	Sport	Liiga	54	1	15	16	14	0	0	0	E	-	-	-	-	-	-
	Finland U20	International	11	0	1	1	10	0	0	0	E	-	-	-	-	-	-
2017-18	Sport	Liiga	43	0	5	5	14	0	0	0	-11	-	-	-	-	-	-
	Finland	WJC-U20	5	0	0	0	0	0	0	0	E	-	-	-	-	-	-
2018-19	Sport	Liiga	57	4	12	16	20	1	0	0	-4	3	2	0	2	0	E



35 | JAKUB SKAREK | GOALTENDER

CATCHES: LEFT **HEIGHT:** 6-4 **WEIGHT:** 203 **BIRTHDAY:** 11.10.1999 **BIRTHPLACE:** JIHLAVA, CZECH REP

ISLANDERS TRANSACTIONS:

Selected by the Islanders in the third round (72nd overall) of the 2018 National Hockey League Draft. Signed to a three-year Entry Level Contract on July 5, 2018.

LAST SEASON:

Posted a 6-8-7 record with one shutout in 22 games with the Pelicans while in his first season in the Finnish Elite League.

JUNIOR:

2017-18: Posted a 9-12-0 record with a 2.41 goals-against average and .912 save percentage in 21 games with Dukla Jihlava of the Czech Extraliga...Appeared in two playoff games with Dukla Jihlava.

2016-17: Split his 2016-17 campaign between four Czech junior teams...Spent the majority of the year with HC Dukla Jihlava of the Czech2 League...Posted a 2.11 GAA with a .925 SV% in 28 games with Dukla. **2015-16:** Appeared in games with four teams in the Czech junior leagues...Posted a 2.26 GAA with a .931 SV% in 20 games with Dukla Jihlava of Czech 2.

INTERNATIONAL:

Represented the Czech Republic at the 2017, 2018 and 2019 World Junior Championships, the 2017 Under-18 World Junior Championships and the 2016 Under-17 World Hockey Challenge. Won a gold medal at the 2017 Hlinka Gretzky Cup with a 1.92 GAA and .930 SV%.

CAREER STATISTICS:

SEASON	REGULAR SEASON											PLAYOFFS						
	CLUB	LEA	GP	MIN	GA	SO	GAA	REC	SA	SV	SV%	GP	MIN	GA	SO	GAA	REC	SV%
2015-16	HC Dukla	Czech2	20	-	-	-	2.26	-	-	-	.931	4	-	-	-	1.94	-	.941
	Czech RepU17	WHC-17	3	-	-	-	4.67	-	-	-	.898	-	-	-	-	-	-	-
2016-17	Sparta	Czech	4	245	6	1	1.47	4-0-0	112	106	.946	-	-	-	-	-	-	-
	Czech	WJC-U18	5	170	15	0	5.29	1-2-0	102	87	.853	-	-	-	-	-	-	-
	Czech	WJC-U20	5	179	10	0	3.34	1-2-0	86	76	.884	-	-	-	-	-	-	-
2017-18	HC Dukla	Czech	21	1218	49	1	2.41	9-12-0	560	511	.912	2	119	7	0	3.60	-	.857
	Czech	WJC-U20	7	161	14	0	5.19	1-2-0	78	92	.848	-	-	-	-	-	-	-
2018-19	Pelicans	SM-Liiga	22	1312	54	1	2.45	6-8-7	573	519	.900	-	-	-	-	-	-	-
	Czech Rep	WJC-U20	1	20	1	0	3.00	0-0-0	10	9	.900	-	-	-	-	-	-	-

MANAGEMENT

THE PLAYERS

IN THE SYSTEM

NHL ENTRY DRAFT

SOUND TIGERS

YEAR IN REVIEW



30 | LINUS SODERSTROM | GOALTENDER

CATCHES: LEFT **HEIGHT:** 6-5 **WEIGHT:** 196 **BIRTHDAY:** 08.23.1996 **BIRTHPLACE:** STOCKHOLM, SWE

ISLANDERS TRANSACTIONS:

Selected by the Islanders in the fourth round (95th overall) of the 2014 National Hockey League Draft. Signed a three-year, entry-level-contract on May 11, 2017.

LAST SEASON:

Missed the full 2018-19 season due to injury.

CAREER:

2017-18: Appeared in 14 games with HV71 of the Swedish Hockey League before suffering a season-ending injury. **2016-17:** Backstopped HV71 to the 2017 Swedish Hockey League Championship as a rookie, starting all 16 playoff games and posting a 12-4 record with a 2.11 goals-against average and a .922 save percentage in the playoffs...Posted a 1.34 goals-against average with a .943 save percentage in 22 regular-season games...Posted the best goals-against average in the league. **2015-16:** Played in Sweden's second-tier "Allsvenskan" league with HC Vita Hasten, posting a 1.86 goals-against average and a .927 save percentage in 17 appearances. **2014-15:** Played 14 games with Djurgarden's junior club during his second season in Sweden's SuperElit league...Had his season cut short early due to a hip injury that required surgery. **2013-14:** Played 23 games with Djurgarden's under-20 team...Posted a 2.61 GAA and .915 SV% in 23 games...Appeared in one SuperElit playoff game with the U-20 club and also one Allsvenskan playoff game with Djurgarden's under-18 team. **2012-13:** Spent the season with Djurgarden's Under-18 club, seeing action in both Elit and Allsvenskan play...Combined for a GAA under 2.00...Added nine Allsvenskan playoff starts, posting a 2.26 GAA with a .936 SV%.

INTERNATIONAL:

Named Best Goaltender at the 2016 World Junior Championships, where he led all goalies in GAA (1.42) and sv% (.947). Named to the tournament All-Star Team and one of Sweden's Top 3 Players...Also represented Sweden at the 2014 World Under-18 Championships and the 2013 Ivan Hlinka Memorial.

CAREER STATISTICS:

SEASON	CLUB	LEA	REGULAR SEASON								PLAYOFFS							
			GP	MIN	GA	SO	GAA	REC	SA	SV	SV%	GP	MIN	GA	SO	GAA	REC	SV%
2012-13	Djurgarden U18	Elit	7	382	-	3	1.57	-	-	-	.906	-	-	-	-	-	-	-
	Djurgarden U18	Allsvenskan	11	631	-	2	1.90	-	-	-	.933	9	-	-	-	2.26	-	.936
2013-14	Sweden U18	Ivan Hlinka	3	-	-	1	2.29	-	-	-	.900	-	-	-	-	-	-	-
	Djurgarden U20	SuperElit	23	1,357	-	0	2.61	-	-	-	.915	1	-	-	-	4.00	-	.918
	Djurgarden U18	Allsvenskan	-	-	-	-	-	-	-	-	-	1	-	-	-	3.03	-	.842
2014-15	Sweden U18	WJC-18	6	-	-	-	2.33	-	-	-	.899	-	-	-	-	-	-	-
	Djurgarden U20	SuperElit	14	-	-	-	2.90	-	-	-	.906	-	-	-	-	-	-	-
	Sodertalje SK	Allsvenskan	4	194	8	0	2.48	1-3-0	88	80	.909	-	-	-	-	-	-	-
2015-16	Almtuna IS	Allsvenskan	1	59	3	0	3.03	0-1-0	25	22	.880	-	-	-	-	-	-	-
	HC Vita Hasten	Allsvenskan	17	1035	32	4	1.86	7-10-0	441	409	.927	-	-	-	-	-	-	-
2016-17	Sweden	WJC	7	295	7	2	1.42	4-1-0	132	125	.947	-	-	-	-	-	-	-
	HV71	SHL	22	1,340	30	6	1.34	18-4-6	528	498	.943	16	993	35	0	2.11	12-4	.922
2017-18	HV71	SHL	14	816	38	2	2.79	8-6-0	359	321	.894	-	-	-	-	-	-	-



76 | ANDONG SONG | DEFENSEMAN

SHOOTS: LEFT **HEIGHT:** 6-0 **WEIGHT:** 168 **BIRTHDAY:** 01.31.1997 **BIRTHPLACE:** BEIJING, CHINA

ISLANDERS TRANSACTIONS:

Selected by the Islanders in the sixth round (172nd overall) of the 2015 National Hockey League Draft.

LAST SEASON:

Appeared in two games as a freshman at Cornell University (Eastern College Athletic Conference).

JUNIOR:

2017-18: Recorded one goal in 48 games with the Madison Capitals during his second season in the United States Hockey League...Committed to play at Cornell University in 2018-19. **2016-17:** Recorded two assists in 52 games with the Madison Capitals of the United States Hockey League. **2015-16:** Scored eight points (1g/7a) in 27 games during his first season at Phillips Andover Academy in Division I of the New England Prep School Ice Hockey Association. **2014-15:** Captained Lawrenceville High School (New Jersey) in his senior season, scoring 10 points (3g/7a).

INTERNATIONAL:

Represented China at the 2014 (Estonia) and 2015 (Serbia) World Under-18 Championships (Division II, Group B), serving as team captain in 2015...Served as an ambassador for China's bid for the 2022 Winter Olympics.

PERSONAL:

Became the first Chinese-born player ever selected in the NHL Draft when the Islanders selected him in the sixth round (172nd overall) on Jun. 26, 2015...Moved from Beijing, China to Oakville, ON, at age 10 to pursue hockey in the Oakville Rangers minor hockey program.

CAREER STATISTICS:

SEASON	REGULAR SEASON											PLAYOFFS					
	CLUB	LEA	GP	G	A	PTS	PIM	PP	SH	GW	+/-	GP	G	A	PTS	PIM	+/-
2012-13	Lawrenceville	USHS-NJ	24	3	5	8	-	-	-	-	-	-	-	-	-	-	-
2013-14	Lawrenceville	USHS-NJ	17	0	7	7	-	-	-	-	-	-	-	-	-	-	-
	China	WJC-18 D2B	5	0	0	0	2	-	-	-	-4	-	-	-	-	-	-
2014-15	Lawrenceville	USHS-NJ	26	3	7	10	-	-	-	-	-	-	-	-	-	-	-
	China	WJC-18 D2B	5	0	2	2	16	-	-	-	-1	-	-	-	-	-	-
2015-16	Phillips Andover	NE-Prep	27	1	7	8	-	-	-	-	-	-	-	-	-	-	-
2016-17	Madison	USHL	52	0	2	2	8	-	-	-	-7	-	-	-	-	-	-
2017-18	Madison	USHL	48	1	0	1	6	0	0	0	-7	-	-	-	-	-	-
2018-19	Cornell	ECAC	0	0	0	0	0	0	0	0	-	-	-	-	-	-	-

MANAGEMENT


THE PLAYERS

IN THE SYSTEM

NHL ENTRY DRAFT

SOUND TIGERS

YEAR IN REVIEW



ILYA SOROKIN | GOALTENDER

CATCHES: LEFT **HEIGHT:** 6-2 **WEIGHT:** 167 **BIRTHDAY:** 8.4.1995 **BIRTHPLACE:** MEZHDURECHENSK, RUS

ISLANDERS TRANSACTIONS:

Selected by the Islanders in the third round (78th overall) of the 2014 National Hockey League Draft.

LAST SEASON:

Backstopped CSKA of the Kontinental Hockey League to Gararin Cup Championship...Led the KHL in shutouts (11)...Posted the best GAA (1.19) among all KHL goaltenders in the post-season...Named the KHL Playoffs MVP...Posted a 28-6-4 record in 40 regular season games with CSKA of the Kontinental Hockey League... Named to his fourth consecutive KHL All-Star Game...Named the KHL top goaltender in November and March.

CAREER:


2017-18: Posted a 25-8-4 record in 37 games with CSKA of the Kontinental Hockey League...Named to the KHL All-Star team...Led all KHL goaltenders in post-season shutouts with five...Named KHL goaltender of the month in March and December...Recorded a 10-6 playoff record in 18 playoff games, as CSKA lost in the KHL Finals. **2016-17:** Posted a 25-7-6 record with a 1.61 GAA and a .929 SV% in 39 games with CSKA Moscow during his fourth season in the KHL...Named the KHL goaltender of the Week during the Gagarin Cup First Round... Named to his second consecutive KHL All-Star Game. **2015-16:** Named the KHL's Top Goaltender as a 20-year-old with CSKA Moscow, becoming the youngest player in KHL history to win the top-goalie award...Led the league in goals-against average (1.06)... Played in the KHL All-Star Game and named to the KHL's First All-Star Team...Finished second amongst the league's save-percentage leaders (.953 sv%)...Posted 10 shutouts, the second highest total in the league...Went 15-5 in the playoffs, leading his team to Game 7 of the Gagarin Cup final, where they lost to Metallurg Magnitogorsk...Led all KHL goalies in playoff wins (15) and GAA (1.32). **2014-15:** Played 28 games during his second full season in the KHL...Traded from Metallurg Novokuznetsk to CSKA Moscow in exchange for monetary compensation on Dec. 24. **2013-14:** Played 27 games with Metallurg Novokuznetsk during his first full season in the KHL...Recorded a 2.90 goals-against average with a .911 save percentage...Led the club in minutes played and GAA...Also played four games with Metallurg's junior club, Kuznetskie Medvedi, posting a 2.69 GAA and .917 SV%. **2012-13:** Spent most of the season with the junior club Kuznetski, but also appeared in his first five KHL games with Novokuznetsk...In limited time, led the senior club in GAA and SV%.

INTERNATIONAL:

Won a goal medal with Team Russia at the 2018 Winter Olympics...Won bronze with Team Russia at the 2017 and 2016 World Championships and silver at the 2015 World Junior Championships.

CAREER STATISTICS:

SEASON	CLUB	LEA	REGULAR SEASON								PLAYOFFS							
			GP	MIN	GA	SO	GAA	REC	SA	SV	SV%	GP	MIN	GA	SO	GAA	REC	SV%
2012-13	Novokuznetsk	KHL	5	151	7	0	2.77	1-1-0	86	79	.919	-	-	-	-	-	-	-
	Kuznetski	MHL	27	1422	-	1	2.57	-	-	-	.914	3	-	-	-	3.40	-	.898
2013-14	Novokuznetsk	KHL	27	1346	65	0	2.90	5-12-0	729	664	.911	-	-	-	-	-	-	-
	Kuznetskie	MHL	4	244	-	0	2.69	-	-	-	.917	2	-	-	-	4.04	-	.800
2014-15	Novokuznetsk	KHL	22	978	53	1	3.25	4-11-1	561	508	.906	-	-	-	-	-	-	-
	Kuznetskie	MHL	1	60	4	0	4.00	-	-	-	.949	-	-	-	-	-	-	-
	CSKA Moscow	KHL	6	274	6	0	1.31	3-2-0	95	89	.937	-	-	-	-	-	-	-
	Russia	WJC	3	180	8	0	2.66	0-2	70	62	.885	-	-	-	-	-	-	-
2015-16	CSKA Moscow	KHL	28	1639	29	10	1.06	17-7-4	618	589	.953	20	1270	28	3	1.32	15-5	.945
	Russia	WC	3	76	0	1	0.00	-	36	36	1.000	-	-	-	-	-	-	-
2016-17	CSKA Moscow	KHL	39	2276	61	5	1.61	25-7-6	855	794	.929	7	443	15	1	2.03	5-2	.916
2017-18	CSKA Moscow	KHL	37	2183	58	8	1.59	25-8-4	837	779	.931	18	371	15	5	1.98	10-6	.937
2018-19	CSKA Moscow	KHL	40	2327	45	11	1.16	40-28-6	755	710	.940	20	1213	24	5	1.19	16-4-0	.947



56 | TRAVIS ST. DENIS | FORWARD

SHOOTS: LEFT HEIGHT: 5-8 WEIGHT: 167 BIRTHDAY: 09.17.1992 BIRTHPLACE: TRAIL, BC

ISLANDERS TRANSACTIONS:

Agreed to terms on a two-year, two-way (NHL/AHL) contract on May 8, 2018 .

LAST SEASON:

Ranked fourth on the Bridgeport Sound Tigers (American Hockey League) in goals (17) and points (43)...Recorded a career-high three assists on Apr. 5 at Providence.

CAREER:

2017-18: Recorded a career-high 44 points (23g/21a) in 74 American Hockey League games, which led all players with the Bridgeport Sound Tigers...Led Bridgeport in goals and a career-best 11 power-play goals...Tied Bridgeport's franchise record with a five-point performance on Mar. 15 vs. Rochester, including his first pro hat trick...Scored twice in his 100th pro game on Feb. 18 vs. Hartford. **2016-17:** Led the Bridgeport Sound Tigers with four game-winning goals and notched 20 points (12g/8a) in 50 games during his rookie season...Recorded an assist in his pro debut on Oct. 15 vs. Providence...Scored his first pro goal on Dec. 2 at Springfield, which stood as the game-winner.

COLLEGE:

2015-16: Recorded a career-high 49 points (22g/27a) in 43 games during his senior season at Quinnipiac University...Led all Quinnipiac players in assists and ranked second in points...Finished the season ranked second with a career-high 52 penalty minutes...Served as an alternate captain...Helped Quinnipiac win the 2016 NCAA (ECAC) Championship and reach the Frozen Four Championship game...Named to the 2016 ECAC All-Tournament Team and the Second All-Star Team...Named to the NCAA All-Tournament Team. **2014-15:** Ranked third among all Quinnipiac players with 33 points (15g/18a) in 38 games as a junior. **2013-14:** Totaled 28 points (15g/13a) in 40 games during his sophomore season. **2012-13:** Notched 15 points (8g/7a) in 41 games as a freshman at Quinnipiac.

CAREER STATISTICS:

SEASON	CLUB	LEA	REGULAR SEASON									PLAYOFFS						
			GP	G	A	PTS	PIM	PP	SH	GW	+/-	GP	G	A	PTS	PIM	+/-	
2008-09	Trail Smoke	BCHL	57	15	22	37	43	-	-	-	-	-	-	-	-	-	-	-
2009-10	Trail Smoke	BCHL	50	20	26	46	80	-	-	-	-	5	1	2	3	2	-	
2010-11	Trail Smoke	BCHL	42	27	27	54	77	-	-	-	-	7	5	1	6	15	-	
2011-12	Penticton Vees	BCHL	54	37	51	88	83	-	-	-	-	15	4	9	13	20	-	
2012-13	Quinnipiac	ECAC	41	8	7	15	74	0	0	0	-1	-	-	-	-	-	-	
2013-14	Quinnipiac	ECAC	40	15	13	28	38	5	0	0	+6	-	-	-	-	-	-	
2014-15	Quinnipiac	ECAC	38	15	18	33	76	5	1	5	+11	-	-	-	-	-	-	
2015-16	Quinnipiac	ECAC	43	22	27	49	52	10	1	2	+14	-	-	-	-	-	-	
2016-17	Bridgeport	AHL	50	12	8	20	57	0	0	4	-14	-	-	-	-	-	-	
2017-18	Bridgeport	AHL	74	23	21	44	67	11	0	4	-11	-	-	-	-	-	-	
2018-19	Bridgeport	AHL	75	17	26	43	105	8	0	5	-10	4	0	0	0	21	-3	

MANAGEMENT

THE PLAYERS

IN THE SYSTEM

NHL ENTRY DRAFT

SOUND TIGERS

YEAR IN REVIEW



39 | MITCH VANDE SOMPEL | DEFENSEMAN

SHOOTS: LEFT HEIGHT: 5-11 WEIGHT: 193 BIRTHDAY: 02.11.1997 BIRTHPLACE: LONDON, ON

ISLANDERS TRANSACTIONS:

Selected by the Islanders in the third round (82nd overall) of the 2015 National Hockey League Draft. Agreed to a three-year, entry-level contract on October 12, 2016.

LAST SEASON:

Recorded a career-high 31 points (10g/21a) in 70 games during his second professional season with the Bridgeport Sound Tigers of the American Hockey League...Led all Bridgeport defensemen in goals... Played his 100th pro game on Jan. 21 vs. Hershey...Scored his first overtime goal on Feb. 22 at Providence.

CAREER:

2017-18: Ranked second among Sound Tigers defensemen in points (29) during his first professional season...His 22 assists led all team defensemen and rookies...Had five multi-point games...Represented the Sound Tigers at the 2018 AHL All-Star Classic in Utica, N.Y.

JUNIOR:

2016-17: Totaled 53 points (20g/33a) in 67 Ontario Hockey League games during his fourth junior season...Traded from Oshawa to his hometown London Knights midway through the season...His 20 goals ranked second among all OHL defensemen...Added six points (1g/5a) in 14 playoff games with London. **2015-16:** Led all Oshawa Generals defensemen in scoring with 38 points (10g/28a) in 46 games during his third season in the OHL...Finished third on the team in assists and fifth in points...Led the team with 19 power-play assists...Served as an assistant captain...Led all Generals defensemen in playoff scoring with four points (1g/3a) in five games. **2014-15:** Won the Memorial Cup and the OHL Championship with Oshawa in his second season of major junior hockey...Ranked fifth among OHL defensemen with 63 points (12g/51a) and tied for the team lead in assists...Scored 14 points (5g/9a) in 21 OHL Playoff games and two assists in four Memorial Cup games. **2013-14:** Named to the OHL All-Rookie Team after leading Oshawa rookies in scoring with 20 points (5g/15a) in 47 games.

INTERNATIONAL:

Won gold with Team Canada at the 2014 Ivan Hlinka Memorial tournament...Played for Team Canada-Ontario at the 2014 World Under-17 Hockey Challenge.

CAREER STATISTICS:

SEASON	CLUB	LEA	REGULAR SEASON									PLAYOFFS					
			GP	G	A	PTS	PIM	PP	SH	GW	+/-	GP	G	A	PTS	PIM	+/-
2012-13	London Min Midget	AHMMPL	23	9	23	32	16	-	-	-	-	14	8	10	18	4	-
	London Midgt	AHMPPL	0	0	0	0	0	0	0	0	-	1	0	0	0	0	-
	London	GOJHL	2	0	1	1	0	-	-	-	-	-	-	-	-	-	-
2013-14	Oshawa	OHL	47	5	15	20	18	-	-	0	+3	12	1	2	3	0	3
	Canada Ontario	WHC-17	5	1	1	2	4	-	-	-	-	-	-	-	-	-	-
2014-15	Oshawa	OHL	58	12	51	63	38	5	1	3	+31	16	3	9	12	2	-10
	Oshawa	Mem Cup	-	-	-	-	-	-	-	-	-	4	0	2	2	0	E
2015-16	Oshawa	OHL	46	10	28	38	36	6	1	2	-15	5	1	3	4	8	-3
2016-17	Oshawa	OHL	37	17	20	37	35	6	0	4	+10	-	-	-	-	-	-
	London	OHL	30	3	13	16	0	1	0	1	+7	14	1	5	6	2	E
2017-18	Bridgeport	AHL	58	7	22	29	36	2	0	1	-10	-	-	-	-	-	-
2018-19	Bridgeport	AHL	70	10	21	31	28	3	0	1	+4	5	0	0	0	4	-3



54 | OLIVER WAHLSTROM | FORWARD

SHOOTS: RIGHT HEIGHT: 6-2 WEIGHT: 211 BIRTHDAY: 06.13.2000 BIRTHPLACE: QUINCY, MA

ISLANDERS TRANSACTIONS:

Selected by the Islanders in the first round (11th overall) of the 2018 National Hockey League Draft. Agreed to a three-year, entry-level contract on March 28, 2019.

LAST SEASON:

Recorded 19 points (8g/11a) in 36 games during his freshman season at Boston College...Finished third on the team in goals, fourth in points and second in shots on goal (121)...Made his professional debut with the Bridgeport Sound Tigers on Apr. 2 vs. Wilkes-Barre/Scranton...Scored his first pro goal in just his second game on Apr. 6 vs. Providence and became the youngest player in Sound Tigers history to ever score a goal...Notched three points (2g/1a) in five regular-season games with Bridgeport...Co-led the team lead with four points (2g/2a) in five Calder Cup playoff games.

JUNIOR:

2017-18: Collected 94 points (48g/46a) in 62 games for the United States Under-18 National Team in the United States Hockey League...Led the USHL with a plus-30 rating... Had seven goals and two assists in seven contests at the 2018 Under-18 World Junior Championships, helping Team USA capture a silver medal...Named a Top 3 Player on the team...Helped Team USA win the 2018 Under-18 Five Nations Tournament.

INTERNATIONAL:

Recorded four points (2g/2a) in seven games and won a silver medal with Team USA at the 2019 World Junior Championships in British Columbia.

CAREER STATISTICS:

SEASON	CLUB	LEA	REGULAR SEASON										PLAYOFFS						
			GP	G	A	PTS	PIM	PP	SH	GW	+/-	GP	G	A	PTS	PIM	+/-		
2015-16	Shattuck St. Mary's	USHS-Prep	43	26	26	52	42	-	-	-	-	-	-	-	-	-	-	-	
2016-17	U.S. NTL U18	USHL	8	4	1	5	4	-	-	-	-5	-	-	-	-	-	-		
	U.S. NTL U17	USHL	21	5	3	8	10	2	0	1	-8	-	-	-	-	-			
	Team USA U17	WJC	5	0	1	1	4	-	-	-	-	-	-	-	-	-			
	Team USA U18	WJC	7	4	1	5	16	-	-	-	E	-	-	-	-	-			
2017-18	U.S. NTL U18	USHL	26	22	23	45	22	4	2	4	+30	-	-	-	-	-			
	U.S. NTL U18	Exhibition	36	26	23	49	20	-	-	-	+7	-	-	-	-	-			
	Team USA U18	WJC	7	7	2	9	4	-	-	-	+2	-	-	-	-	-			
2018-19	Boston College	H-East	36	8	11	19	28	2	0	1	-6	-	-	-	-	-			
	Team USA U20	WJC	7	2	2	4	2	-	-	-	+3	-	-	-	-	-			
	Bridgeport	AHL	5	2	1	3	9	1	0	0	-3	5	2	2	4	4	E		

MANAGEMENT

THE PLAYERS

IN THE SYSTEM

NHL ENTRY DRAFT

SOUND TIGERS

YEAR IN REVIEW



46 | BODE WILDE | DEFENSEMAN

SHOOTS: RIGHT HEIGHT: 6'4 WEIGHT: 201 BIRTHDAY: 01.24.2000 BIRTHPLACE: MONTREAL, QC

ISLANDERS TRANSACTIONS:

Selected by the Islanders in the second round (41st overall) of the 2018 National Hockey League Draft.

LAST SEASON:

Recorded 70 points (19g/51a) in 62 games with the Saginaw Spirit in his first season in the Ontario Hockey League...Led the Spirit and ranked third in the OHL in points by a defenseman...Led the OHL in game-winning goals by a defenseman and co-led the OHL in power-play goals from the blueline...Named an OHL Second-Team All-Star for the season...Finished third in the OHL Defenseman of the Year voting...Won the OHL Western Conference Coaches Poll for "Best Shot" and voted second in the for Best Offense defenseman... Named the OHL Third Star of the Week on April 9...Added nine points (7g/2a) in 17 OHL playoff games, helping the Spirit reach the Western Conference Final where they lost to the eventual OHL champions, Guelph Storm, in seven games.

JUNIOR:

2017-18: Led all United States National Team Development Program defensemen in goals (12), assists (29) and points (41) in 61 games...Totaled 16 points (3g/13a) in 25 United States Hockey League games with Team USA. **2016-17:** Posted 19 points (8g/11a) in 56 games during his first season with the USNTDP Under-17 team and appeared in one game with the Under-18 team.

INTERNATIONAL:

Won a silver medal with Team USA at the 2018 Under-18 World Junior Championships in Chelyabinsk and Magnitogorsk, Russia...Represented the United States at the 2017 Under-17 World Hockey Challenge...Member of the U.S. National Under-18 Team that placed first at the 2018 Under-18 Five Nations Tournament in Plymouth, Michigan and third at the 2017 Under-18 Five Nations Tournament in Hameenlinna, Finland...Also skated with Team USA's Under-17 Team that placed first at the 2016 Under-17 Four Nations Tournament in Monthey, Switzerland and second at the 2017 Under-17 Five Nations Tournament in Brno, Czech Republic.

CAREER STATISTICS:

SEASON	REGULAR SEASON											PLAYOFFS					
	CLUB	LEA	GP	G	A	PTS	PIM	PP	SH	GW	+/-	GP	G	A	PTS	PIM	+/-
2015-16	Mission	HPHLU16	22	9	6	15	12	-	-	-	-	-	-	-	-	-	-
	Mission	NAPHL16U	5	1	0	1	2	0	0	0	-	-	-	-	-	-	-
2016-17	USNTDP	USHL	34	3	3	6	10	0	0	0	-20	-	-	-	-	-	-
	USA U17	USDP	57	8	11	19	50	2	2	0	-	-	-	-	-	-	-
	USA	WHC-17	5	2	4	6	2	-	-	-	-	-	-	-	-	-	-
	USA U18	USDP	1	0	0	0	2	-	-	-	-	-	-	-	-	-	-
2017-18	USNTDP	USHL	25	3	13	16	16	1	0	0	+19	-	-	-	-	-	-
	USANTDP	USDP	61	12	29	41	65	4	1	3	+35	-	-	-	-	-	-
	USA	WJC-18	7	0	0	0	4	0	0	0	-1	-	-	-	-	-	-
2018-19	Saginaw	OHL	62	19	51	70	38	9	0	6							



41 | PARKER WOTHERSPOON | DEFENSEMAN

SHOOTS: LEFT HEIGHT: 6-2 WEIGHT: 180 BIRTHDAY: 08.24.1997 BIRTHPLACE: SURREY, BC

ISLANDERS TRANSACTIONS:

Selected by the Islanders in the fourth round (112th overall) of the 2015 National Hockey League Draft. Agreed to a three-year, entry-level contract on May 21, 2016.

LAST SEASON:

Ranked third among Bridgeport Sound Tigers defensemen in scoring with 23 points (6g/17a) during his second full season in the American Hockey League...Notched a career-high three points and two assists on Nov. 4 vs. Wilkes-Barre/Scranton...Played his 100th professional game on Jan. 19 vs. Providence.

CAREER:

2017-18: Recorded 17 points (7g/10a) in 50 games with Bridgeport during his first full season in the American Hockey League...Was the only Sound Tigers defenseman to record a shorthanded goal...His seven goals were tied for third among team defensemen. **2016-17:** Appeared in four games with Bridgeport at the end of the regular season. **2015-16:** Made his professional debut with the Sound Tigers at the end of the season, appearing in six regular-season games and two Calder Cup Playoff contests... Made his pro debut on Apr. 3 vs. Springfield, becoming the youngest player to ever suit up for the Sound Tigers at 18 years, seven months and 10 days old... Recorded his first pro point with an assist on Apr. 17 vs. Providence.

JUNIOR:

2016-17: Led all Tri-City defensemen in scoring and ranked third on the team overall with 66 points (10g/56a) during his fourth full season in the Western Hockey League...Finished second on the team in assists...Posted WHL career highs in assists, points, plus-minus (+15), and tied career highs in power-play goals (6) and shorthanded goals (1)...Served as an alternate captain with the Americans... Appeared in four games with the Bridgeport Sound Tigers of the American Hockey League. **2015-16:** Led all Tri-City defensemen in scoring and ranked third on the club overall with 56 points (11g/45a) in 71 games during his third full season in the WHL... Finished second on the team in assists and game-winning goals (5)...Posted WHL career highs in goals, assists, points, game-winning goals and power-play goals (6)... Served as an alternate captain. **2014-15:** Led Tri-City with 33 assists and tied for fifth in scoring with 42 points in 72 games during his second season in the WHL...Led team defensemen in goals (9), assists and points...Added an assist in four WHL playoff games. **2013-14:** Notched 18 points (2g/16a) as a rookie with Tri-City, finishing second among team defensemen in scoring.

INTERNATIONAL:

Won a bronze medal with Team Canada at the 2015 World Under-18 Championships (beat Switzerland)...Won silver with Canada-Pacific at the 2014 World Under-17 Hockey Challenge.

CAREER STATISTICS:

SEASON	REGULAR SEASON											PLAYOFFS						
	CLUB	LEA	GP	G	A	PTS	PIM	PP	SH	GW	+/-	GP	G	A	PTS	PIM	+/-	
2011-12	Cloverdale	PCBHL	53	16	38	54	-	-	-	-	-	-	-	-	-	-	-	
2012-13	Valley West	BCMML	37	3	19	22	118	-	-	-	-	3	0	1	1	30	-	
	Tri-City	WHL	5	0	0	0	4	0	0	0	-5	2	0	0	0	0	-2	
2013-14	Tri-City	WHL	62	2	16	18	74	0	1	0	E	5	0	2	2	2	-2	
	Canada-Pacific	WHL-17	6	0	3	3	2	-	-	-	-	-	-	-	-	-	-	
2014-15	Tri-City	WHL	72	9	33	42	93	3	0	0	-13	4	0	1	1	4	-6	
	Canada	WJC-18	7	1	4	5	6	0	0	0	+9	-	-	-	-	-	-	
2015-16	Tri-City	WHL	71	11	45	56	78	6	0	5	-16	-	-	-	-	-	-	
	Bridgeport	AHL	6	0	1	1	15	0	0	0	-3	2	0	1	1	0	E	
2016-17	Tri-City	WHL	69	10	56	66	99	6	1	1	+15	4	0	1	1	8	-5	
	Bridgeport	AHL	4	0	0	0	4	0	0	0	+2	-	-	-	-	-	-	
2017-18	Bridgeport	AHL	50	7	10	17	24	1	1	3	+3	-	-	-	-	-	-	
2018-19	Bridgeport	AHL	64	6	17	23	51	0	0	1	+7	5	0	0	0	2	-2	

MANAGEMENT

THE PLAYERS

IN THE SYSTEM

NHL ENTRY DRAFT

SOUND TIGERS

YEAR IN REVIEW

MANAGEMENT

THE PLAYERS

IN THE SYSTEM

NHL ENTRY DRAFT

SOUND TIGERS

YEAR IN REVIEW



2019 NHL DRAFT



74 | SIMON HOLMSTROM | FORWARD

SHOOTS: LEFT HEIGHT: 6-1 WEIGHT: 196 BIRTHDAY: 05.24.2001 BIRTHPLACE: TRANAS, SWE

ISLANDERS TRANSACTIONS:

Selected by the Islanders in the first round (23rd overall) of the 2019 National Hockey League Draft.

LAST SEASON:

Scored 20 points (7g/13a) in 21 games with HV71 J20 team of the SuperElit League (Sweden)...Appeared in games for HV71's J18 team and Swedish Hockey League team in his 2018-19 campaign... Added three points (1g/2a) in three SuperElit playoff games.

JUNIOR:

2017-18: Recorded 30 points (11g/19a) in 28 games with HV71 J20 of the SuperElit League...Also made his SHL debut and appeared in games with HV71's J18 Elit and J18 Allsvenskan teams... Added eight points (1g/7a) in six SuperElit playoff games and three points (1g/2a) in three J18 Allsvenskan post-season games. **2016-17:** Spent the majority of his 2016-17 campaign with HV71 U16 on the U16 Elit league where he totaled 30 points (14g/16a) in 13 games...Also appeared in games with four other HV71 teams...Added five points (1g/4a) in three U16 Elit playoff games.

INTERNATIONAL:

Won a gold medal with Team Sweden at the 2018 Under-18 World Junior Championships in his native country... Scored six points (3g/3a) in seven games, including a goal in the Gold Medal game vs Russia.

CAREER STATISTICS:

SEASON	REGULAR SEASON											PLAYOFFS					
	CLUB	LEA	GP	G	A	PTS	PIM	PP	SH	GW	+/-	GP	G	A	PTS	PIM	+/-
2015-16	HV71 U16	U16 Elit	5	2	3	5	2	-	-	-	-	5	5	2	7	2	-
	HV71 U16	U16SM	7	2	1	3	2	-	-	-	-	-	-	-	-	-	-
	HV71 U16 2	U16 Div1	4	1	1	2	0	-	-	-	-	-	-	-	-	-	-
2016-17	HV71 U16	U16 Elit	13	14	16	30	16	-	-	-	-	3	1	4	5	4	-
	HV71 U16	U16SM	3	3	3	6	0	-	-	-	-	-	-	-	-	-	-
	HV71 U16 2	U16 Div1	2	2	4	6	0	-	-	-	-	-	-	-	-	-	-
	HV71 J18	J18 Elit	13	2	2	4	25	-	-	-	+3	-	-	-	-	-	-
2017-18	HV71 J18	J18 Allsv	13	2	7	9	2	-	-	-	+11	5	1	1	2	0	+1
	HV71 J18	J18 Elit	7	1	7	8	2	-	-	-	+6	-	-	-	-	-	-
	HV71 J18	J18 Allsv	1	0	0	0	0	0	0	0	E	3	2	1	3	0	-2
	HV71 J20	SuperElit	28	11	19	30	6	-	-	-	-7	6	1	7	8	2	+2
	HV71	SHL	1	0	0	0	0	0	0	0	E	-	-	-	-	-	-
2018-19	HV71 J18	J18 Allsv	3	1	3	4	0	-	-	-	+4	5	1	2	3	0	E
	HV71 J20	SuperElit	21	7	13	20	10	-	-	-	+7	3	1	2	3	2	E
	HV71	SHL	1	0	0	0	0	0	0	0	E	-	-	-	-	-	-
	Sweden U18	WJC- 18	7	3	3	6	0	0	0	0	+1	-	-	-	-	-	-



75 | SAMUEL BOLDUC | DEFENSEMAN

SHOOTS: LEFT HEIGHT: 6-4 WEIGHT: 208 BIRTHDAY: 12.09.2000 BIRTHPLACE: LAVAL, QC

ISLANDERS TRANSACTIONS:

Selected by the Islanders in the second round (57th overall) of the 2019 National Hockey League Draft.

LAST SEASON:

Led all Blainville-Boisbriand Armada defensemen in goals (9), assists (28) and points (37) in 65 games last season in the Quebec Major Junior Hockey League...Recorded five power-play goals and two game-winning goals, both good for career-highs...Added two points (1g/1a) in five QMJHL playoff games..

JUNIOR:

2017-18: Recorded 14 points (2g/12a) in 57 games during his first full season in the QMJHL...Recorded a post-season career-high with seven points (2g/5a) in 20 playoff games en route to helping Blainville-Boisbriand reach the QMJHL final. **2016-17:** Made his QMJHL debut and appeared in six games with the Armada.

CAREER STATISTICS:

SEASON	REGULAR SEASON											PLAYOFFS					
	CLUB	LEA	GP	G	A	PTS	PIM	PP	SH	GW	+/-	GP	G	A	PTS	PIM	+/-
2016-17	Laval-Montreal	QMAAA	37	3	12	15	6	-	-	-	-6	8	1	1	2	2	-3
	Blainville-Boisbriand	QMJHL	6	0	0	0	0	0	0	0	E	-	-	-	-	-	-
2017-18	Blainville-Boisbriand	QMJHL	57	2	12	14	8	0	0	0	+16	20	2	5	7	0	+14
2018-19	Blainville-Boisbriand	QMJHL	65	9	28	37	27	5	0	2	-32	5	1	1	2	4	-2



73 | REECE NEWKIRK | FORWARD

SHOOTS: LEFT HEIGHT: 6-0 WEIGHT: 171 BIRTHDAY: 02.20.2001 BIRTHPLACE: MOOSE JAW, SK

ISLANDERS TRANSACTIONS:

Selected by the Islanders in the fifth round (147th overall) of the 2019 National Hockey League Draft.

LAST SEASON:

Recorded a career-high 59 points (23g/36a) in 68 games during his second season with the Portland Winterhawks of the Western Hockey League...Led the Winterhawks with 88 penalty minutes and tied for second on the team with five game-winning goals...Added two assists in five WHL playoff games.

JUNIOR:

2017-18: Recorded 11 points (8g/3a) in 58 games during his first season in the WHL...Added an assist in 12 WHL playoff games

CAREER STATISTICS:

SEASON	REGULAR SEASON											PLAYOFFS					
	CLUB	LEA	GP	G	A	PTS	PIM	PP	SH	GW	+/-	GP	G	A	PTS	PIM	+/-
2015-16	Norte Dame BTM	SSMHL	37	18	35	53	48	-	-	-	-	6	5	3	8	4	-
	Norte Dame MGT	SMHL	1	0	0	0	0	0	0	0	-	-	-	-	-	-	-
2016-17	Moose Jaw	SMHL	44	17	23	40	37	-	-	-	-	4	3	0	3	4	-
2017-18	Portland	WHL	58	8	3	11	31	0	0	0	-1	12	0	1	1	4	-5
2018-19	Portland	WHL	68	23	36	59	88	4	2	5	+12	5	0	2	2	4	-3



60 | FELIX BIBEAU | FORWARD

SHOOTS: LEFT HEIGHT: 6-1 WEIGHT: 185 BIRTHDAY: 03.31.1999 BIRTHPLACE: MERCIER, QC

ISLANDERS TRANSACTIONS:

Selected by the Islanders in the sixth round (178th overall) of the 2019 National Hockey League Draft.

LAST SEASON:

Recorded a career-high 69 points (28g/41a) in 63 games while serving as an alternate captain of the 2019 Memorial Cup Champion, Rouyn-Noranda Huskies of the QMJHL...Co-led the Huskies with 14 goals in 20 QMJHL and Memorial Cup playoff games en route to winning a QMJHL and Memorial Cup championship... Led the QMJHL in post-season game-winning goals (5) and power-play goals (6) and was named to the Memorial Cup All-Star team.

JUNIOR:

2017-18: Recorded 62 points (22g/40a) in 61 games during his second full season in the QMJHL...Led the team with 10 power-play goals and tied for second with five game-winning goals...Added five points (1g/4a) in seven QMJHL playoff games. **2016-17:** Scored 13 points (5g/8a) in 55 games with Rouyn-Noranda during his first full season in the QMJHL...Added an assist in 13 post-season games for the Huskies.

CAREER STATISTICS:

SEASON	REGULAR SEASON										PLAYOFFS						
	CLUB	LEA	GP	G	A	PTS	PIM	PP	SH	GW	+/-	GP	G	A	PTS	PIM	+/-
2015-16	Rouyn-Noranda	QMJHL	3	0	0	0	0	0	0	0	E	-	-	-	-	-	-
2016-17	Rouyn-Noranda	QMJHL	55	5	8	13	46	0	0	0	-3	13	0	1	1	6	E
2017-18	Rouyn-Noranda	QMJHL	61	22	40	62	73	10	1	5	+24	7	1	4	5	10	-1
2018-19	Rouyn-Noranda	QMJHL	63	28	41	69	53	11	4	8	+36	20	14	15	29	24	+12



76 | COLE COSKEY | FORWARD

SHOOTS: RIGHT HEIGHT: 6-1 WEIGHT: 205 BIRTHDAY: 06.01.1999 BIRTHPLACE: ZION, IL

ISLANDERS TRANSACTIONS:

Selected by the Islanders in the seventh round (209th overall) of the 2019 National Hockey League Draft.

LAST SEASON:

Recorded career-highs in goals (31), assists (32) and points (63) in 52 games during his fourth season with the Saginaw Spirit of the Ontario Hockey League...Added eight points (3g/5a) in 13 OHL playoff games...Named an OHL Star of the Week three times, including two first star selections.

JUNIOR:

2017-18: Led the Saginaw Spirit with 27 goals in 68 games during his third season in the OHL...Scored 50 points (27g/23a) good for second most on Saginaw...Added two goals in four OHL playoff games. **2016-17:** Scored 31 points (10g/21a) in 66 games with the Spirit during his second OHL season...Recorded his first OHL game-winning goal. **2015-16:** Scored 11 points (4g/7a) in 54 games in his first season in the OHL...Appeared in four playoff games for Saginaw.

CAREER STATISTICS:

SEASON	REGULAR SEASON										PLAYOFFS						
	CLUB	LEA	GP	G	A	PTS	PIM	PP	SH	GW	+/-	GP	G	A	PTS	PIM	+/-
2012-13	Mission AAA	HPBHL	18	19	14	33	14	-	-	-	-	-	-	-	-	-	-
2013-14	Mission AAA	HPBHL	17	17	9	26	67	-	-	-	-	-	-	-	-	-	-
2014-15	MissionU16	HPHL	23	9	8	17	42	-	-	-	-	-	-	-	-	-	-
2015-16	Saginaw	OHL	54	4	7	11	8	2	0	0	-6	4	0	0	0	2	-1
2016-17	Saginaw	OHL	66	10	21	31	36	3	0	1	+2	-	-	-	-	-	-
2017-18	Saginaw	OHL	68	27	23	50	30	7	0	4	-17	4	2	0	2	8	-5
2018-19	Saginaw	OHL	52	31	32	63	18	11	1	4	+11	13	3	5	8	6	E



SEASON IN REVIEW

FINAL SCORING

Pos	#	Player	GP	G	A	P	+/-	PIM	PPG	SHG	GW	S	%	TOT/g	FO%	Hits	Blks
C	13	Mathew Barzal	.82	.18	.44	.62	-.5	46	.3	0	3	179	10.1	17:55	41.5		
R	12	Josh Bailey	.82	.16	.40	.56	+8	21	.2	1	4	126	12.7	16:50	51.5		
C	29	Brock Nelson	.82	.25	.28	.53	+20	28	.2	1	3	181	13.8	17:58	47.7		
L	27	Anders Lee	.82	.28	.23	.51	+20	58	.10	0	5	204	13.7	17:05	48.4		
R	7	Jordan Eberle	.78	.19	.18	.37	-6	17	.7	0	5	160	11.9	16:32	45.0		
D	6	Ryan Pulock	.82	.9	.28	.37	+21	22	.3	0	3	180	5.0	22:22	0.0		
C	53	Casey Cizikas	.73	.20	.13	.33	+22	36	.0	2	3	111	18.0	14:01	49.1		
C	51	Valtteri Filppula	.72	.17	.14	.31	+19	16	.0	1	4	78	21.8	14:16	49.1		
C	72	Anthony Beauvillier	.81	.18	.10	.28	+1	8	.1	0	4	156	11.5	14:39	17.7		
RW	47	Leo Komarov	.82	.6	.20	.26	+18	42	.0	0	1	78	7.7	13:53	45.6		
D	2	Nick Leddy	.82	.4	.22	.26	E	18	.0	0	0	116	3.4	21:33	0.0		
R	15	Cal Clutterbuck	.73	.8	.15	.23	+6	44	.3	0	2	95	8.4	13:58	44.1		
D	50	Adam Pelech	.78	.5	.16	.21	+22	24	.0	0	0	110	4.5	18:38	0.0		
D	42	Scott Mayfield	.79	.4	.15	.19	+18	68	.0	1	0	104	3.8	18:44	0.0		
D	55	Johnny Boychuk	.74	.3	.16	.19	+10	25	.1	0	1	157	1.9	18:50	0.0		
D	25	Devon Toews	.48	.5	.13	.18	+7	4	.1	0	2	81	6.2	17:54	0.0		
L	17	Matt Martin	.67	.6	.8	.14	+5	53	.0	0	1	62	9.7	11:26	40.0		
L	16	Andrew Ladd	.26	.3	.8	.11	+3	16	.0	0	0	34	8.8	13:51	40.0		
R	14	Tom Kuhnhackl	.36	.4	.5	.9	+1	10	.0	0	0	30	13.3	12:41	0.0		
L	71	Michael Dal Colle	.28	.3	.4	.7	+3	2	.0	0	2	34	8.8	12:07	0.0		
L	52	Ross Johnston	.17	.1	.3	.4	+3	23	.0	0	0	12	8.3	12:07	0.0		
D	14	Thomas Hickey	.40	.0	.4	.4	+5	33	.0	0	0	47	0.0	18:30	0.0		
R	66	Joshua Ho-Sang	.10	.1	.1	.2	+2	6	.0	0	0	10	10.0	14:31	0.0		
D	21	Luca Sbisa	.9	.0	.1	.1	E	4	.0	0	0	5	0.0	15:28	0.0		
C	56	Tanner Fritz	.8	.0	.1	.1	-3	2	.0	0	0	6	0.0	10:49	41.5		
C	24	Stephen Gionta	.5	.0	.0	.0	-4	0	.0	0	0	4	0.0	8:47	54.0		

GOALTENDING

#	Player	GP	MIN	GAA	W	L	OT	SO	GA	SVS	SV%	G	A	PIM
40	Robin Lehner	.46	2,615:49	2.13	25	13	5	6	93	1230	.930	0	1	0
1	Thomas Greiss	.43	2,293:42	2.28	23	14	2	5	87	1098	.927	0	1	4
33	Christopher Gibson	.2	40:00	1.50	0	0	0	0	1	16	.941	0	0	0

SCORING BY PERIOD

GOALS BY PERIOD

	1ST	2ND	3RD	OT	TOT	AVG
Islanders	71	68	78	6	223	2.7
Opponents	56	61	72	2	191	2.3

SHOTS ON GOAL

	1ST	2ND	3RD	OT	TOT	AVG
Islanders	796	810	712	42	2,360	28.8
Opponents	805	878	820	31	2,534	30.9

SITUATION GOALS

	GF	GA
6-on-5	3	10
6-on-4	0	0
6-on-3	0	0
5-on-5	162	127
5-on-4	28	1
5-on-3	3	0
4-on-4	1	3
4-on-3	2	0
3-on-3	5	1
3-on-4	0	2
3-on-5	0	2
3-on-6	0	0
4-on-5	4	40
4-on-6	2	0
5-on-6	13	5
Penalty Shot	0	0
TOTALS	223	191

SPECIAL TEAMS

POWER PLAY	G	ATT	%
Overall	33	227	14.5
Home	16	121	13.2
Road	17	106	16.0
PENALTY KILL	G	ATT	%
Overall	44	219	79.9
Home	21	103	79.6
Road	23	116	80.2
PENALTIES	GP	MIN	AVG
	82	644	7.9

SPECIAL TEAMS SCORING

POWER PLAY	G	A	PTS
Mathew Barzal	3	15	18
Anders Lee	10	6	16
Josh Bailey	2	12	14
Jordan Eberle	7	5	12
Nick Leddy	0	10	10
Ryan Pulock	3	6	9
Brock Nelson	2	6	8
Devon Toews	1	3	4
Johnny Boychuk	1	2	3
Cal Clutterbuck	3	0	3
Anthony Beauvillier	1	1	2
TOTALS	33	66	99

SHORTHANDED	G	A	PTS
Casey Cizikas	2	1	3
Josh Bailey	1	0	1
Johnny Boychuk	0	1	1
Cal Clutterbuck	0	1	1
Valtteri Filppula	1	0	1
Thomas Hickey	0	1	1
Tom Kuhnhackl	0	1	1
Andrew Ladd	0	1	1
Scott Mayfield	1	0	0
Brock Nelson	1	0	0
TOTALS	6	6	12

SHOOTOUT STATS

	G / S	%	GDG
Josh Bailey	3 / 9	33.3	2
Mathew Barzal	2 / 9	22.2	1
Jordan Eberle	1 / 6	16.7	1
Brock Nelson	1 / 6	16.7	1
Valtteri Filppula	0 / 3	0.0	0
Leo Komarov	0 / 1	0.0	0
Anthony Beauvillier	0 / 1	0.0	0

SHOOTOUT STATS

	RECORD	G / S	%
Thomas Greiss	5-2	2 / 23	.913
Robin Lehner	0-3	5 / 11	.545

PENALTY SHOTS FOR (1)

PLAYER	DATE	GOALTENDER	RESULT	FINAL SCORE
Anthony Beauvillier	3/30 vs. BUF	Hutton	Failed	5-1 W

PENALTY SHOTS AGAINST (0)

PLAYER	DATE	GOALTENDER	RESULT	FINAL SCORE
N/A				

HAT TRICKS FOR (2)

PLAYER	DATE
Anthony Beauvillier	11/15/18 vs. NYR
Mathew Barzal	12/29/18 at TOR

HAT TRICKS AGAINST (0)

PLAYER	DATE
N/A	

MANAGEMENT

THE PLAYERS

IN THE SYSTEM

NHL ENTRY DRAFT

SOUND TIGERS

2018-19 IN REVIEW

ISLANDERS 2018-19 RECORD

OVERALL	POINTS	GF	GA	HOME	POINTS	ROAD	POINTS
48-27-7	103	228	195	24-13-4	52	24-14-3	51

RECORD BY DIVISION

	GP	RECORD	PTS
Metropolitan	28	18-9-1	37
Atlantic	24	12-8-4	28
Central	14	9-4-1	19
Pacific	16	9-6-1	19
Eastern Conference	52	30-17-5	65
Western Conference	30	18-10-2	38

RECORD BY MONTH

MONTH	W-L-OTL	PTS
October	6-4-1	13
November	6-5-2	14
December	9-4-1	19
January	8-2-1	17
February	8-4-2	18
March	9-7-0	18
April	2-1-0	4

RECORD BY DAY

DAY	W-L-OTL	PTS
Sunday	7-2-0	14
Monday	4-2-2	10
Tuesday	5-7-1	11
Wednesday	0-4-1	1
Thursday	14-4-2	30
Friday	3-1-1	7
Saturday	15-7-0	30

RECORD BY MARGIN

	W-L-OTL	PTS
One-Goal Games	19-6-7	45
Two-Goal Games	10-9	20
Three (or more)-Goal Games	19-12	38

RECORD WHEN...

LEADING/TRAILING	W-L-OTL	PTS	W-L-OTL
Scoring 1st	31-9-5	Opponent Scores 1st	17-18-2
Leading After 1st Period	22-4-5	Leading After 2nd Period	34-2-4
Trailing After 1st Period	7-12-0	Trailing After 2nd Period	5-19-0
Tied After 1st Period	19-11-2	Tied After 2nd Period	9-6-3

OT/SHOOTOUT

	W-L	W-L	
Decided in Overtime	11-7	Decided in Shootout	5-5
Scoring 1st in Shootout	5-0	Allowing 1st Goal in Shootout	0-5
Extra Shooter in Shootout	2-3		

GOALS

	W-L-OTL	W-L-OTL	
Scoring five or more goals	12-0-0	Allowing five or more goals	1-6-0
Scoring four goals	14-0-0	Allowing four goals	2-11-2
Scoring three goals	12-2-2	Allowing three goals	7-7-2
Scoring two goals	10-9-2	Allowing two goals	11-3-2
Scoring one goal	0-12-2	Allowing one goal	17-0-1
Not Scoring	0-4-1	Not Allowing a goal	10-0-0

(Shootout goals included)

SHOTS

	W-L-OTL	W-L-OTL	
Outshooting Opponent	17-4-1	Outshot by Opponent	31-11-6
Equal Shots with Opponent	0-2-0		

FACEOFFS

	W-L-OTL	W-L-OTL	
Won majority of faceoffs	16-9-2	Lost majority of faceoffs	28-14-4
Equal faceoffs	4-4-1		

SPECIAL TEAMS

	W-L-OTL	W-L-OTL	
Did Not Score a PPG	24-24-5	Did Not Allow a PPG	30-12-2
Scored one PPG	21-3-1	Allowed one PPG	14-15-3
Scored two PPG	3-0-1	Allowed two PPG	4-0-2
Scored three (or more) PPG	0-0-0	Allowed three (or more) PPG	0-0-0

MISCELLANEOUS

	W-L-OTL	W-L-OTL	
Afternoon Game	8-4-0	Night Game (5 p.m. or later)	40-23-7
1st Half of Back-to-Back	8-4-1	Second Half of Back-to-Back	11-1-1
Royal Uniform	16-11-4	White Uniform	23-14-3
Alternate Uniform	9-2-0		

GAME-BY-GAME RESULTS

NO.	DATE	OPPONENT	SCORE	GW GOAL	GOALIES OF RECORD (W/L)	RECORD
1.	Oct. 4	at Carolina	W 2-1 (OT)	Bailey	Greiss/Mrazek	1-0-0
2.	Oct. 6	vs. Nashville	L 3-4	Arvidsson	Saros/Greiss	1-1-0
3.	Oct. 8	vs. San Jose	W 4-0	Lee	Lehner/Jones	2-1-0
4.	Oct. 13	at Nashville	L 2-5	Arvidsson	Saros/Lehner	2-2-0
5.	Oct. 17	at Anaheim	L 1-4	Kesler	Gibson/Greiss	2-3-0
6.	Oct. 18	at Los Angeles	W 7-2	Filppula	Lehner/Quick	3-3-0
7.	Oct. 20	at San Jose	L 1-4	Donskoi	Jones/Lehner	3-4-0
8.	Oct. 24	vs. Florida	L 2-3 (OT)	Hoffman	Reimer/Lehner	3-4-1
9.	Oct. 27	at Philadelphia	W 6-1	Beauvillier	Lehner/Neuvirth	4-4-1
10.	Oct. 28	at Carolina	W 2-1	Pullock	Greiss/Lehner	5-4-1
11.	Oct. 30	at Pittsburgh	W 6-3	Eberle	Lehner/Murray	6-4-1
12.	Nov. 1	vs. Pittsburgh	W 3-2 (SO)	Bailey	Greiss/Murray	7-4-1
13.	Nov. 3	vs. New Jersey	W 3-0	Eberle	Greiss/Kinkaid	8-4-1
14.	Nov. 5	vs. Montreal	L 3-4 (SO)	Armia	Niemi/Greiss	8-4-2
15.	Nov. 8	at Tampa Bay	L 2-4	Johnson	Vasilevskiy/Lehner	8-5-2
16.	Nov. 10	at Florida	L 2-4	Barkov	Luongo/Lehner	8-6-2
17.	Nov. 13	vs. Vancouver	W 5-2	Eberle	Greiss/Markstrom	9-6-2
18.	Nov. 15	vs. NY Rangers	W 7-5	Komarov	Greiss/Georgiev	10-6-2
19.	Nov. 18	vs. Dallas	L 2-6	Lindell	Bishop/Greiss	10-7-2
20.	Nov. 21	at NY Rangers	L 0-5	Chytil	Georgiev/Lehner	10-8-2
21.	Nov. 23	at New Jersey	W 4-3 (OT)	Barzal	Greiss/Kinkaid	11-8-2
22.	Nov. 24	vs. Carolina	W 4-1	Beauvillier	Greiss/Darling	12-8-2
23.	Nov. 26	vs. Washington	L 1-4	Dowd	Holtby/Greiss	12-9-2
24.	Nov. 29	at Boston	L 1-2 (SO)	Donato	Rask/Lehner	12-9-3
25.	Dec. 1	vs. Columbus	W 3-2	Cizikas	Greiss/Bobrovsky	13-9-3
26.	Dec. 4	vs. Winnipeg	L 1-3	Lowry	Hellebuyck/Greiss	13-10-3
27.	Dec. 6	at Pittsburgh	L 2-6	Sheahan	DeSmith/Greiss	13-11-3
28.	Dec. 8	at Detroit	W 3-2	Martin	Greiss/Bernier	14-11-3
29.	Dec. 10	vs. Pittsburgh	L 1-2 (SO)	Guentzel	DeSmith/Lehner	14-11-4
30.	Dec. 12	vs. Vegas	L 2-3	Nosek	Fleury/Lehner	14-12-4
31.	Dec. 15	vs. Detroit	W 4-3 (SO)	Barzal	Greiss/Bernier	15-12-4
32.	Dec. 17	at Colorado	W 4-1	Boychuk	Greiss/Varlamov	16-12-4
33.	Dec. 18	at Arizona	W 3-1	Nelson	Lehner/Kuemper	17-12-4
34.	Dec. 20	at Vegas	L 2-4	Stastny	Fleury/Greiss	17-13-4
35.	Dec. 23	at Dallas	W 3-1	Lee	Lehner/Khudobin	18-13-4
36.	Dec. 28	vs. Ottawa	W 6-3	Barzal	Lehner/McKenna	19-13-4
37.	Dec. 29	at Toronto	W 4-0	Filppula	Lehner/Sparks	20-13-4
38.	Dec. 31	at Buffalo	W 3-1	Nelson	Lehner/Hutton	21-13-4
39.	Jan. 3	vs. Chicago	W 3-2 (OT)	Toews	Lehner/Delia	22-13-4
40.	Jan. 5	at St. Louis	W 4-3	Lee	Lehner/Allen	23-13-4
41.	Jan. 8	vs. Carolina	L 3-4	Slavin	McElhinney/Greiss	23-14-4

MANAGEMENT

THE PLAYERS

IN THE SYSTEM


MHL ENTRY DRAFT

SOUND TIGERS

2018-19 IN REVIEW

GAME-BY-GAME RESULTS

NO.	DATE	OPPONENT	SCORE	GW GOAL	GOALIES OF RECORD (W/L)	RECORD
42	Jan. 10	at NY Rangers	W 4-3	Bailey	Lehner/Lundqvist	24-14-4
43	Jan. 12	vs. NY Rangers	L 1-2	Zuccarello	Georgiev/Lehner	24-15-4
44	Jan. 13	vs. Tampa Bay	W 5-1	Clutterbuck	Greiss/Vasilevskiy	25-15-4
45	Jan. 15	vs. St. Louis	W 2-1 (OT)	Filppula	Lehner/Binnington	26-15-4
46	Jan. 17	vs. New Jersey	W 4-1	Dal Colle	Lehner/Blackwood	27-15-4
47	Jan. 18	at Washington	W 2-0	Bailey	Greiss/Holtby	28-15-4
48	Jan. 20	vs. Anaheim	W 3-0	Clutterbuck	Lehner/Johnson	29-15-4
49	Jan. 22	at Chicago	L 2-3 (SO)	Toews	Ward/Lehner	29-15-5
50	Feb. 1	vs. Tampa Bay	L 0-2 (SO)	Hedman	Vasilievskiy/Greiss	29-15-6
51	Feb. 2	vs. Los Angeles	W 4-2	Dal Colle	Lehner/Quick	30-15-6
52	Feb. 5	at Boston	L 1-3	Cehlarik	Rask/Lehner	30-16-6
53	Feb. 7	at New Jersey	W 2-1 (SO)	Bailey	Greiss/Schneider	31-16-6
54	Feb. 9	vs. Colorado	W 4-3 (OT)	Pulock	Lehner/Varlamov	32-16-6
55	Feb. 10	vs. Minnesota	W 2-1	Toews	Greiss/Dubnyk	33-16-6
56	Feb. 12	at Buffalo	L 1-3	Pominville	Ullmark/Lehner	33-17-6
57	Feb. 14	at Columbus	W 3-0	Cizikas	Greiss/Bobrovsky	34-17-6
58	Feb. 16	vs. Edmonton	W 5-2	Barzal	Lehner/Koskinen	35-17-6
59	Feb. 20	at Calgary	L 2-4	Czarnik	Smith/Greiss	35-18-6
60	Feb. 21	at Edmonton	L 3-4 (OT)	McDavid	Koskinen/Lehner	35-18-7
61	Feb. 23	at Vancouver	W 4-0	Cizikas	Lehner/Markstrom	36-18-7
62	Feb. 26	vs. Calgary	L 1-3	Backlund	Smith/Lehner	36-19-7
63	Feb. 28	vs. Toronto	W 6-1	Lee	Lehner/Sparks	37-19-7
64	Mar. 1	vs. Washington	L 1-3	Ovechkin	Holtby/Greiss	37-20-7
65	Mar. 3	vs. Philadelphia	L 1-4	Sanheim	Elliott/Lehner	37-21-7
66	Mar. 5	vs. Ottawa	W 5-4 (SO)	Eberle	Greiss/Anderson	38-21-7
67	Mar. 7	at Ottawa	W 4-2	Beauvillier	Greiss/Nilsson	39-21-7
68	Mar. 9	vs. Philadelphia	L 2-5	Couturier	Elliott/Greiss	39-22-7
69	Mar. 11	vs. Columbus	W 2-0	Pulock	Greiss/Bobrovsky	40-22-7
70	Mar. 14	vs. Montreal	W 2-1	Lee	Greiss/Price	41-22-7
71	Mar. 16	at Detroit	L 1-2	Athanasidou	Bernier/Greiss	41-23-7
72	Mar. 7	at Minnesota	W 3-2 (OT)	Nelson	Greiss/Stalock	42-23-7
73	Mar. 19	vs. Boston	L 0-5	Kuraly	Rask/Lehner	42-24-7
74	Mar. 21	at Montreal	L 0-4	Armia	Price/Greiss	42-25-7
75	Mar. 23	at Philadelphia	W 4-2	Bailey	Lehner/Hart	43-25-7
76	Mar. 24	vs. Arizona	W 2-0	Eberle	Lehner/Kuemper	44-25-7
77	Mar. 26	at Columbus	L 4-0	Dzingel	Bobrovsky/Greiss	44-26-7
78	Mar. 28	at Winnipeg	W 5-4	Eberle	Lehner/Hellebuyck	45-26-7
79	Mar. 30	vs. Buffalo	W 5-1	Beauvillier	Lehner/Hutton	46-26-7
80	Apr. 1	vs. Toronto	L 1-2	Tavares	Andersen/Lehner	46-27-7
81	Apr. 4	at Florida	W 2-1 (SO)	Nelson	Greiss/Montembeault	47-27-7
82	Apr. 6	at Washington	W 3-0	Filppula	Lehner/Copley	48-27-7



IN THE PAST

THIS DATE IN NEW YORK ISLANDERS HISTORY

NOV. 8, 1971	The National Hockey League awards a franchise to Long Island, with the team to begin play in the 1972-73 season.	OCT. 11, 1975	The Islanders win their home opener 7-0 over the Los Angeles Kings, as rookie Bryan Trottier tallies three goals and two assists.
DEC. 30, 1971	Roy Boe's purchase of LI franchise is made official by the NHL Board of Governors.	JUN. 7, 1976	Denis Potvin is awarded the first of his three Norris Trophies as the NHL's top defenseman. He also wins in 1978 and 1979. Bryan Trottier wins the Calder Trophy.
FEB. 14, 1972	Bill Torrey, 38, an Executive Vice President with the Oakland Seals, is named the team's first General Manager.	FEB. 3, 1977	Richie Hansen of Northport becomes the first Long Islander to score a goal for the Isles in the team's 6-3 win over the Rangers.
JUN. 7, 1972	The Islanders select 21 players in the Expansion Draft, including Ed Westfall, Gerry Hart and Bill Smith.	APR. 17, 1977	For the third consecutive season, the Islanders advance to the Stanley Cup semifinals when they sweep the Buffalo Sabres in four straight games. They had defeated the Chicago Blackhawks in the preliminary round. They fall to the Canadiens once again in the semis, four games to two. It is the third straight year that the Islanders fall to the eventual champions.
JUN. 8, 1972	Billy Harris is selected first overall by the Islanders in the 1972 NHL Amateur Draft. Lorne Henning is selected in the second round, Bobby Nystrom in the third.	JUN. 14, 1977	The Islanders select Mike Bossy in the first round of the 1977 NHL Amateur draft. Houston Aeros forward John Tonelli is selected in the second round out of the World Hockey Association.
JUN. 20, 1972	Phil Goyette, a former Canadian, Blue, Sabre and Ranger, retires as a player to become the Islanders' first Head Coach.	APR. 1, 1978	Mike Bossy becomes the first Islander and first rookie in NHL history to score 50 goals in a season, in a 3-2 win against the Washington Capitals.
OCT. 7, 1972	The Islanders lose their home opener and first game in franchise history, 3-2, to the Atlanta Flames. Ed Westfall scores the Islanders' first goal at 17:29 of the second period.	APR. 8, 1978	The Islanders clinch their first Patrick Division and Campbell Conference championships with a 7-2 win over the Rangers at the Coliseum.
OCT. 12, 1972	The Islanders beat the Los Angeles Kings 3-2 at home for the franchise's first win. Billy Harris takes the first penalty shot in Islanders history and is unsuccessful.	JUN. 12, 1978	Mike Bossy becomes the third Islanders player in five years to win the Calder Trophy as the league's Rookie of the Year.
JAN. 18, 1973	In the highlight of the inaugural season, the Islanders defeat Bobby Orr, Phil Esposito and the Bruins, 9-7, at Boston Garden.	DEC. 23, 1978	Bryan Trottier scores five goals and three assists against the Rangers in a 9-4 Islanders victory.
JUN. 10, 1973	Al Arbour is named Islanders Head Coach.	FEB. 19, 1979	Mike Bossy scores his 100th career goal in his 129th game. It is the fastest 100 goals ever scored by a player in the NHL.
JUN. 17, 1973	The Islanders select Denis Potvin first overall in the 1973 NHL Amateur Draft.	APR. 8, 1979	Mike Bossy scores his 69th goal of the season against the Rangers. It is the second-highest total in NHL history. The 5-2 win gives the Islanders the best overall record in the NHL at 51-15-14.
OCT. 27, 1973	Denis Potvin scores his first NHL goal as the Islanders defeat the NY Rangers for the first time, 3-2.	MAY 8, 1979	The Rangers eliminate the Islanders in a classic semifinal, four games to two, with a 2-1 win at Madison Square Garden.
JUN. 11, 1974	Denis Potvin is awarded the Calder Memorial Trophy as the NHL's top rookie.	JUN. 11, 1979	Bryan Trottier wins the Hart Trophy as League MVP.
MAY 28, 1974	The Islanders select Clark Gillies in the first round and Bryan Trottier in the second round of the NHL Entry Draft.	OCT. 11, 1979	Clark Gillies relinquishes the captaincy. Denis Potvin is named the new team captain.
APR. 4, 1975	The Rangers help the Islanders clinch their first-ever playoff berth by defeating Atlanta, 3-2, to eliminate the Flames from the final playoff spot in the Campbell Conference.	NOV. 13, 1979	In their first meeting since the prior year's playoffs, the Islanders defeat the Rangers 10-5 in the famed "Double Chili" game.
APR. 11, 1975	The Islanders win their first playoff series, ousting the Rangers two games to one, when J.P. Parise scores 11 seconds into overtime at Madison Square Garden to give the Isles a 4-3 win.	NOV. 28, 1979	Bill Smith is given credit for a goal in a 7-4 loss to the Colorado Rockies. He is the first NHL goaltender to be credited with a goal.
APR. 26, 1975	The Islanders come back from a 0-3 deficit to defeat the Pittsburgh Penguins 4-3 in the second round of the playoffs. Ed Westfall scores with just over five minutes left in regulation and Glen Resch makes 30 saves in the Isles' 1-0 victory, which made them the second team in NHL history (Toronto, 1942) to complete such a comeback.	MAR. 1, 1980	Ken Morrow joins the New York Islanders after helping Team USA to the Gold Medal in the 1980 Winter Olympics at Lake Placid.
MAY 12, 1975	In the semifinals, the Islanders fall behind three games to none to the Philadelphia Flyers, but rally once again to force another Game Seven with a 2-1 win at home. Gerry Hart's third period goal snapped a 1-1 tie to clinch the victory.	MAR. 10, 1980	The Islanders acquire Butch Goring from Los Angeles for Bill Harris and Dave Lewis.
MAY 14, 1975	Ed Westfall presents Philadelphia icon Kate Smith with a bouquet of roses before her performance of "God Bless America," but the Flyers go on to win Game Seven, 4-1, to eliminate the Islanders in the Stanley Cup Semifinals. Al Arbour salutes his team's maturity by saying, "If I called a practice next week, every one of them would show up."	APRIL 11, 1980	Ken Morrow scores 6:55 into overtime to give the Islanders a 2-1 lead in their first round series with Los Angeles.
		APR. 17, 1980	In a 5-4 Islanders overtime win at Boston in Game Two of the second round of the playoffs, Clark Gillies and Terry O'Reilly fight twice in the first period. Later, Duane Sutter and Mike Milbury square off, starting a bench-clearing brawl.

THIS DATE IN NEW YORK ISLANDERS HISTORY (continued)

MAY 10, 1980	The Islanders advance to their first-ever Stanley Cup Final, defeating Buffalo in the semifinals four games to two.	JAN. 2, 1986	Mike Bossy scores his 500th career goal in his 647th NHL game, a 7-5 win over Boston.
MAY 13, 1980	Denis Potvin becomes the first player to score an OT power-play goal in the Finals as the Islanders defeat Philadelphia in Game One.	JAN. 24, 1986	Mike Bossy scores his 1,000th NHL point as the Islanders beat the Washington Capitals, 7-5.
MAY 24, 1980	Bobby Nystrom scores at 7:11 of overtime against the Flyers as the Islanders win their first Stanley Cup. Bryan Trottier wins the Conn Smythe Trophy as playoff MVP.	JAN. 28, 1986	Denis Potvin scores his 271st NHL goal, surpassing Bobby Orr as the top goal-scoring defenseman in league history.
JAN. 24, 1981	Mike Bossy becomes the second player in NHL history to record 50 goals in 50 games by scoring two goals in the Islanders' 7-4 win over Quebec.	APR. 18, 1987	Pat LaFontaine scores at 8:47 of quadruple overtime, as the Islanders beat the Washington Capitals 4-3 in Game Seven of the Patrick Division semifinals. The game ends in the early hours of Sunday the 19th and is remembered as the "Easter Epic."
MAY 21, 1981	The Islanders win their second Stanley Cup, defeating the Minnesota North Stars four games to one. Butch Goring wins the Conn Smythe Trophy.	JAN. 14, 1988	Denis Potvin becomes the first defenseman in NHL history to score 300 goals.
FEB. 20, 1982	The Islanders establish a new NHL record with their 15th win in a row. John Tonelli scores with 47 seconds left in the third period to give the Islanders a 3-2 victory over the Colorado Rockies.	MAR. 31, 1988	The Islanders clinch the Patrick Division title with a 39-31-10 record after a 7-3 win over the Washington Capitals at Nassau Coliseum in the final regular season home game.
APR. 13, 1982	John Tonelli's goal at 6:19 of overtime gives the Islanders a 4-3 victory in the fifth and deciding game of the Patrick Division semifinals against the Penguins. The Islanders trailed 3-1 in the third period before Mike McEwen scored at 14:33 and Tonelli followed with the tying goal at 17:39.	DEC. 7, 1988	Terry Simpson is dismissed as Islanders coach. Al Arbour returns to the bench.
MAY 13, 1982	Mike Bossy's acrobatic goal highlights a 3-0 victory in Game Three of the Stanley Cup Final against the Vancouver Canucks. After being knocked out of the crease by a defender, Bossy flips his body around and unleashes a backhand while in mid-air.	FEB. 13, 1990	Bryan Trottier records his 500th NHL goal in a 4-2 loss to Calgary.
MAY 16, 1982	The Islanders win their third Stanley Cup by sweeping Vancouver in four games. Bossy is selected as the Conn Smythe winner.	FEB. 1, 1992	Denis Potvin's number 5 is retired.
JUN. 8, 1982	Bill Smith is awarded the Vezina Trophy as the league's best goaltender.	MAR. 3, 1992	Mike Bossy's number 22 is retired.
FEB. 8, 1983	The 35th NHL All-Star Game is played at Nassau Coliseum. Wayne Gretzky scores four goals as the Campbell Conference wins, 9-3.	FEB. 20, 1993	Billy Smith's number 31 is retired.
MAY 17, 1983	The Islanders win their fourth consecutive Stanley Cup by sweeping the Edmonton Oilers in four games. Bill Smith is named the Conn Smyth Trophy winner as playoff MVP.	APR. 2, 1993	Pierre Turgeon records his 50th goal of the season (in overtime) at Madison Square Garden.
MAR. 22, 1984	Brian Trottier scores 0:05 into the game against the Bruins at Boston Garden, tying the still-standing NHL mark for fastest goal from the start of a game.	APR. 24, 1993	The Islanders win their third consecutive overtime game against the Washington Capitals, 4-3, in Game Four of the Patrick Division semifinals on a goal by Ray Ferraro in double overtime. The win puts the Isles up three games to one in the best-of-seven series. It is Ferraro's second consecutive game-winner. Brian Mullen recorded the first overtime goal in Game Two, also in double overtime, in Washington.
APR. 10, 1984	Ken Morrow's goal at 8:56 of overtime gives the Islanders a 3-2 win in the fifth and deciding game of the Patrick Division semifinals against the Rangers. The Rangers had tied the game on a goal by Don Maloney with 39 seconds remaining in regulation.	APR. 28, 1993	The Islanders eliminate the Washington Capitals, four games to two in the Patrick Division Semifinals. After scoring an insurance goal in the third period, Pierre Turgeon is attacked from behind by Caps captain Dale Hunter, who later receives a 21-game suspension from NHL commissioner Gary Bettman.
MAY 5, 1984	The Islanders complete their 19th consecutive playoff series triumph with a 4-1 victory over the Montreal Canadiens, winning the Wales Conference Final four games to two.	MAY 8, 1993	Tom Fitzgerald becomes the seventh player in NHL history to record two shorthanded goals in one playoff game, in Game Four of the Patrick Division Final. He is the first to record both goals on the same minor penalty.
MAY 19, 1984	The dynasty ends as Edmonton defeats the Islanders in the Stanley Cup Final, four games to one.	MAY 14, 1993	David Volek scores at 5:16 of overtime, as the Islanders stun the two-time defending Stanley Cup Champion Pittsburgh Penguins, four games to three in the Patrick Division Final.
JAN. 29, 1985	Bryan Trottier becomes the 20th NHL player to score 1,000 points.	JUN. 1, 1994	Al Arbour announces his retirement as Islander coach and accepts the position of Vice President of Hockey Operations. He leaves as the NHL's all-time leader in games coached (1,606) and is second on the all-time coaching victories (781), playoff games coached (209) and playoff victories (123) lists behind Scotty Bowman.
APR. 16, 1985	The Islanders become the first team in NHL history to overcome a 2-0 deficit in a best-of-five series, eliminating the Washington Capitals, 3-2.	JUN. 20, 1994	Lorne Henning is named the fifth head coach in team history.
DEC. 20, 1985	Denis Potvin passes Bobby Orr, becoming the NHL's all-time leading point scorer among defensemen, assisting on a Mike Bossy goal against the Rangers at Madison Square Garden.	APR. 1, 1995	Bob Nystrom's number 23 is retired.

THIS DATE IN NEW YORK ISLANDERS HISTORY (continued)

JUL. 5, 1995	Mike Milbury is named the sixth head coach in Islanders history. Later in the year, he is named the third General Manager in team history on Dec. 12.	JAN. 11, 2003	Jason Blake records his first career hat trick, tallying three goals against the Atlanta Thrashers and marking the third Islanders hat trick in five games. Blake joined Dave Scatchard, who had his first three-goal game January 7th, and Mark Parrish, who accomplished the feat January 3rd. The three hat tricks in five games were the third-fastest in Islanders history and the second fastest three hat tricks tallied at Nassau Coliseum.
OCT. 7, 1995	The Islanders announce at a press conference that the team will debut a new jersey and "fisherman" logo for the following season. The jersey is worn until the end of the 1996-97 season.	JUL. 22, 2004	The Islanders purchase their American Hockey League affiliate, the Bridgeport Sound Tigers.
DEC. 7, 1996	Clark Gillies' number 9 is retired.	OCT. 19, 2005	Rick DiPietro turns away all three Rangers shooters at Madison Square Garden and Miroslav Satan scores the Islanders' first-ever shootout goal for the franchise's first-ever shootout win.
JAN. 25, 1997	A banner commemorating Al Arbour's 739 regular season wins is raised to the rafters.	JUN. 6, 2006	Ted Nolan is named the 13th head coach in Islanders history and Bryan Trottier is formally introduced as the team's Executive Director of Player Development. Neil Smith is named the team's General Manager.
JUN. 19, 1997	Bryan Berard becomes the fourth Islanders player to win the Calder Trophy.	JUL. 18, 2006	Neil Smith is relieved of his position as General Manager. Garth Snow announces his retirement as a player and is hired as the General Manager of the Islanders.
APR. 8, 1998	In a 3-2 win over the New Jersey Devils, Zigmund Palffy scores his 40th and 41st goals to become only the fourth player in franchise history to score 40+ goals in three straight seasons (Mike Bossy, Bryan Trottier and Pat LaFontaine). That same night, the Islanders' franchise record shutout streak of 199:24 is snapped at 9:37 of the first period.	SEP. 13, 2006	Rick DiPietro is signed to a 15-year contract, the longest in franchise history.
JUN. 24, 2000	The Islanders select Rick DiPietro from Boston University, making him the second first goaltender to be selected first overall in NHL the Draft since the Universal Draft era began in 1970.	MAR. 5, 2007	Rick DiPietro sets a career-high and new franchise record by making 56 saves in a 2-1 shootout loss to the New York Rangers at Madison Square Garden.
MAY 23, 2001	Peter Laviolette is named the tenth coach in team history	MAR. 10, 2007	Rick DiPietro becomes the first goaltender in franchise history to win 30 or more games in multiple seasons with a 5-2 victory over the Washington Capitals.
JUN. 23, 2001	The Islanders acquire Alexei Yashin from the Ottawa Senators in exchange for Zdeno Chara, Bill Muckalt and their first round (second overall) pick in the 2001 NHL Entry Draft.	APR. 8, 2007	The Islanders win their season finale vs. New Jersey in a shootout 3-2, clinching a playoff spot. Wade Dubielewicz makes the final save with a poke-check on Devils' forward Sergei Brylin to clinch the victory.
JUN. 24, 2001	The Islanders acquire Michael Peca from the Buffalo Sabres in exchange for Tim Connolly and Taylor Pyatt.	JUL. 9, 2007	Bill Guerin is named the 11th captain in franchise history.
SEP. 28, 2001	The Islanders acquire Chris Osgood from the Detroit Red Wings with the first overall pick in the Waiver Draft.	NOV. 3, 2007	Al Arbour returns to coach the Islanders one final time. In his 1,500th game coached on the Islanders bench, Arbour and the Islanders complete a come-from-behind victory to defeat the Pittsburgh Penguins. Arbour also records his 740th victory as the Islanders coach. A banner commemorating his 1,500 games coached is raised to the rafters.
OCT. 11, 2001	Peter Laviolette becomes the first coach in league history to start his NHL head coaching career with four straight road wins. The Islanders become the second team in history to start the season with a four-game road winning streak. The team posts a record of 9-0-1-1 in October, for the best start in team history.	JAN. 27, 2008	Rick DiPietro is selected to play in his first NHL All-Star Game and starts in net for the Eastern Conference, surrendering only one goal.
OCT. 20, 2001	Bryan Trottier's number 19 is retired.	AUG. 12, 2008	General Manager Garth Snow names Scott Gordon the 14th Head Coach in franchise history.
NOV. 1, 2001	Islanders goalie Chris Osgood is named the NHL's Player of the Month for October. Osgood posted a 1.85 GAA in eight wins during the month.	NOV. 1, 2008	The Islanders debut the second "third jersey" in team history in a 5-4 loss to Montreal. The primarily royal blue jersey is seen as a throwback to the uniforms worn by the team from its inception until the mid 1990s. This jersey becomes the primary home uniform beginning in the 2010-11 season.
APR. 6, 2002	With a 5-4 win over the Washington Capitals at Nassau Coliseum, the Islanders clinch their first playoff berth in eight seasons.	DEC. 26, 2008	Islanders Owner Charles Wang takes a Nassau County youth hockey team to Harbin, China to compete in the inaugural Project Hope Tournament.
APR. 14, 2002	In net for a season-closing victory over Philadelphia, Chris Osgood makes his 66th appearance of the season, setting a new franchise record. Osgood's 66 games surpasses Billy Smith's franchise record of 65 in a season, set in 1981-82.	JUN. 26, 2009	John Tavares is taken with the first overall pick in the 2009 NHL Draft.
APR. 24, 2002	Shawn Bates scores on a penalty shot against Curtis Joseph in a Game Four win over the Toronto Maple Leafs. Bates is the second American-born player to score on a penalty shot in the playoffs, the 13th NHL player overall, and the first Islander to do so.	OCT. 3, 2009	John Tavares scores his first NHL point (assist) and goal in his NHL debut vs. Pittsburgh.
JUN. 20, 2002	Michael Peca becomes the first Islander to win the Frank J. Selke Trophy, given to the League's top defensive forward.		
NOV. 27, 2002	The Islanders debut the team's first "third jersey" in a 2-2 tie against Ottawa. The primarily orange uniform is worn until the end of the 2006-07 season.		

THIS DATE IN NEW YORK ISLANDERS HISTORY (continued)

NOV. 14, 2009	Tim Jackman sets the NHL record for fastest goal by a player on his birthday (0:16) at Florida.	FEB. 18, 2013	John Tavares is named the NHL's First Star of the Week after tallying five goals and two assists.
NOV. 23, 2009	Dwayne Roloson sets the Islanders record for saves by a goaltender in an overtime game, stopping 58 in a 4-3 victory at Toronto.	FEB. 21, 2013	Thomas Hickey becomes the second player in Islanders history (Radek Martinek - Oct. 18, 2001) to score his first NHL goal in overtime, as the Islanders win in Montreal.
DEC. 8, 2009	Brendan Witt is hit by a car prior to a game in Philadelphia and goes on to play that evening.	APR. 23, 2013	The Islanders clinch their first Stanley Cup Playoff berth since 2007 with a 4-3 shootout loss at Carolina. They went 8-0-3 (Apr 1-23) to clinch the berth for their longest point streak in 31 years.
DEC 4-9, 2009	John Tavares scores five consecutive Islanders goals, tying Bryan Trottier and Mariusz Czerkawski's record for most consecutive goals by one player.	SPT. 9, 2013	John Tavares is named the 14th captain in Islanders History.
MAR. 16, 2010	John Tavares scores five points (2g/3a) at Vancouver, tying an Islanders rookie record.	SPT. 21, 2013	The Islanders hosted the first NHL game in Brooklyn at Barclays Center, falling 3-0 to the New Jersey Devils in a preseason game.
NOV. 15, 2010	Jack Capuano replaces Scott Gordon as Head Coach, becoming the 15th Head Coach in franchise history.	DEC. 29, 2013	Trailing 3-0 in Minnesota, the Islanders rally for a 5-4 win, marking their first win after trailing by three goals in 26 years.
FEB. 11, 2011	The Islanders set a franchise single-game record for penalties (34), penalty minutes (183) and combined penalty minutes (346) in a 9-3 win over the Pittsburgh Penguins that featured 15 fighting majors and nine misconducts. A club record 108 penalty minutes are assessed in the second period.	JAN. 6, 2014	John Tavares has his first home five-point game (3g/2a) and Ryan Strome scores his first NHL goal in a 7-3 win over Dallas.
MAR. 30, 2011	Frans Nielsen scores his seventh shorthanded goal of the season, tying Bob Bourne's franchise record.	JAN. 29, 2014	Yankee Stadium hosted the first outdoor game in Islanders History. The Islanders fell 2-1 to the visiting New York Rangers in the Coors Light Stadium Series event.
APR. 6, 2011	Michael Grabner passes Bryan Trottier on the Islanders all-time rookie goal scoring list with his 33rd goal. Grabner would finish the season with 34 goals, becoming the fifth rookie in franchise history to lead the team in goals.	FEB. 27, 2014	Michael Grabner sets a club record with two short-handed goals in 48 seconds in a 5-4 overtime win vs. Toronto.
SEP. 21, 2011	Defenseman Mark Streit is named the 13th captain in team history. Streit is the first Swiss native to captain an NHL team.	MAR. 10, 2014	Trailing 3-0 in Vancouver, the Islanders tie a club record for goals in a period with seven in the third to win 7-4. It tied an NHL record for goals in a road period.
NOV. 23, 2011	The Islanders debut the team's third "third jersey" in a 4-3 overtime loss against Philadelphia. The primarily black uniform is the first in team history to include the color.	MAR. 25, 2014	The Islanders establish their fastest four-goal lead in franchise history, going up 4-0 in Carolina at 10:54 of the first period.
DEC. 3, 2011	Matt Moulson scores four goals in a 5-4 win at Dallas.	MAR. 25, 2014	The Islanders play the longest shootout in franchise history, losing a 3-2 to Tampa Bay after an 11-round shootout.
JAN. 14, 2012	Evgeni Nabokov becomes the 26th goaltender in NHL history to record 300 wins with a 4-2 victory over Buffalo.	SEP. 30, 2014	NHL Board of Governors approves sale of Islanders Franchise to Jon Ledecky and Scott Malkin.
JAN. 21, 2012	John Tavares extends his point streak to 12 games in a 2-1 win over the Carolina Hurricanes. It is the longest such streak by an Islander since Mark Parrish's 12-game streak in the 2001-02 season.	OCT. 11, 2015	The Islanders play the final season-opener at Nassau Coliseum, defeating Carolina 4-3.
JAN. 29, 2012	John Tavares appears in his first NHL All-Star Game, recording a goal and an assist in a 12-9 loss for Team Alfredsson.	JAN. 16, 2015	Jaroslav Halak earns his 11th consecutive win, surpassing Billy Smith's franchise record from 1982.
FEB. 1, 2012	John Tavares is named the NHL's player of the month for January. Tavares led the league in scoring during the month with nine goals and 13 assists for 22 points.	JAN. 16, 2015	Kyle Okposo scores four goals, including a natural hat trick, in a 6-3 win over Pittsburgh.
FEB. 7, 2012	Evgeni Nabokov makes 45 saves as the Islanders defeat Philadelphia in a 1-0 shootout. It is the first time the Islanders have ever won a shootout by that score.	JAN. 26, 2015	John Tavares ties an NHL All-Star Game record with four goals for Team Toews in Columbus.
FEB. 9, 2012	Mark Streit scores the 10,000th goal in franchise history.	FEB. 27, 2015	Jaroslav Halak records his 33rd victory of the season, surpassing the franchise goals record for wins in a season (32), shared by Billy Smith, Chris Osgood and Rick DiPietro. Halak would finish the season with 38 wins.
OCT. 24, 2012	Islanders Owner Charles Wang, Barclays Center Majority Owner and Developer Bruce Ratner, and Onexim Sports and Entertainment announced that the Islanders will move to Barclays Center in Brooklyn, with a 25-year agreement slated to begin in 2015-16.	APR. 11, 2015	The Islanders host the final regular-season game at Nassau Coliseum, a 4-5 shootout loss to Columbus
FEB. 14, 2013	The Islanders rally from a 2-0 deficit in a season-turning 4-3 shootout	APR. 19, 2015	John Tavares scores 15 seconds into overtime in Game 3 of the Eastern Conference First Round against the Washington Capitals, marking the shortest home playoff game in Islanders history.
			win over the Rangers. It's their first win at Madison Square Garden since 2009.

OPPONENTS

IN THE PAST

STANLEY CUP PLAYOFFS

MEDIA INFORMATION

THIS DATE IN NEW YORK ISLANDERS HISTORY (continued)

APR. 25, 2015	The Islanders beat the Washington Capitals 3-1 in Game 6 of their First Round series in the final game at Nassau Coliseum.		
JUN. 27, 2015	Andong Song becomes the first Chinese player ever selected in the NHL Draft when the Islanders take him in the fifth round (172nd overall).	JUN. 21, 2018	Barry Trotz is named the 17th Head Coach in franchise history.
OCT. 9, 2015	The Islanders open their first season in Brooklyn with the first regular-season game at Barclays Center against the Chicago Blackhawks. Artem Anisimov scores the first goal at Barclays Center, John Tavares scores the first Islanders goal at Barclays Center and the Blackhawks defeat the Islanders 3-2 on Patrick Kane's overtime goal.	OCT. 4, 2018	Anders Lee is named the 15th Captain in franchise history.
OCT. 12, 2015	The Islanders earn their first win in Brooklyn, defeating Winnipeg 4-2.	OCT. 8, 2018	Robin Lehner becomes the first goalie in Islanders history to post a shutout in his Islanders debut with a 4-0 win over San Jose.
JAN. 23, 2016	A home game vs. Philadelphia is postponed due to Winter Storm Jonas. It's the Islanders' first postponement in 23 years.	DEC. 1, 2018	The Islanders return to Nassau Coliseum for their first meaningful game in 1,316 days and defeat Columbus 3-2.
APR. 7, 2016	The Islanders complete the franchise's first four-game, season-series sweep of the New York Rangers with a 4-1 win at Madison Square Garden.	DEC. 31, 2018	Barry Trotz earns his 783rd career victory, passing Islanders legend Al Arbour on the NHL's all-time coaching wins list.
APR. 22, 2016	Alan Quine's double-OT goal gives the Islanders a 3-2 lead in their First Round series against Florida. Quine's goal ended the longest Isles game since 1987 and was their first game 5 win since 1987	MAR. 30, 2018	Anthony Beauvillier scores twice as the Islanders clinch a playoff spot in March for the first time since 1990.
APR. 24, 2016	John Tavares' overtime goal in Game 6 vs. Florida lifts the Islanders to their first playoff series victory in 23 years. Tavares became the first Isle to score tying goal in final minute of regulation and then the OT winner.	APR. 6, 2019	The Islanders earn their franchise-record 11th shutout of the season with a 3-0 victory over the Washington Capitals. The franchise claims it's second William M. Jennings Trophy, having allowed the fewest goals in the league (196) just one season after allowing the most (296). It's the second time in NHL history that a team went from allowing the most goals to the fewest in consecutive seasons (Ottawa Senators: 1917-18 and 1918-19).
JUL. 1, 2016	Jon Ledecky and Scott Malkin assume majority ownership of the Islanders	APR. 10, 2019	Josh Bailey scores in overtime in the Islanders first Coliseum playoff game since 2015, a 4-3 win over Pittsburgh.
AUG. 29, 2016	At a memorial service honoring legendary coach Al Arbour, the Islanders announce a practice rink will be named "Al Arbour Rink"	APR. 16, 2019	The Islanders defeat Pittsburgh 3-1, completing their first playoff series sweep since 1983 vs. Edmonton.
JAN. 17, 2017	Doug Weight is named Interim Head Coach after Jack Capuano was relieved of his coaching duties. From Weight's first game on January 19 to the end of the season, the Islanders posted the second best record in the National Hockey League (24-12-4).	JUNE 19, 2019	Barry Trotz wins the Jack Adams award, Robin Lehner wins the Masterton Award and Greiss and Griss win the Jack Adams Award at the NHL Awards in Las Vegas.
APR. 11, 2017	Doug Weight is named Head Coach.		
NOV. 5, 2017	Mathew Barzal sets a franchise rookie record with five assists in a game vs. Colorado.		
DEC. 20, 2017	Governor Andrew Cuomo Announces the selection of New York Arena Partners, a joint venture among Sterling Equities, the Scott Malkin Group, Madison Square Garden and the Oak View Group, to lead a redevelopment of Belmont Park into an internationally recognized mixed-use destination for sports, entertainment, retail and hospitality, including an 18,000 seat arena for the New York Islanders.		
JAN. 20, 2018	Ryan Pulock posts a five-point game (1g/4a) at Chicago, becoming the first Islanders rookie defenseman in franchise history to do so.		
APR. 7, 2018	Anders Lee scores his 40th goal of the season, becoming the first Islanders with 40 goals since Jason Blake in 2006-07.		
APR. 7, 2018	Mathew Barzal ties Bryan Trottier's franchise rookie record for assists in a season with his 63rd.		
MAY 22, 2018	Lou Lamoriello is named President of Hockey Operations.		
JUN. 5, 2018	Garth Snow and Doug Weight are relieved of their duties as General Manager and Head Coach, respectively.		
JUN. 20, 2018	Mathew Barzal wins the Calder Trophy, becoming the fifth Islander to		

GAMES POSTPONED (due to weather)

SCHEDULED	PLAYED	LOCATION	SCORE	REASON
Dec. 26, 1975	Feb. 6, 1976	Detroit	L 4-3	Snow
Feb. 7, 1978	Mar. 26, 1978	NYI (vs. Minnesota)	W 6-3	Snow
Dec. 31, 1978	Jan. 22, 1979	Chicago	W 2-1	Snow
Jan. 21, 1979	Feb. 14, 1979	Buffalo	L 2-1	Rain/Fog
Mar. 13, 1993	Mar. 14, 1993	NYI (vs. Pittsburgh)	L 3-2	Snow
Jan. 23, 2016	Apr. 10, 2016	NYI (vs. Philadelphia)	L 2-5	Snow

SITES OF HOME GAMES (Other than Nassau Coliseum or Barclays Center)

SCHEDULED	ARENA	LOCATION	OPPONENT	SCORE
Dec. 13, 1992	Myriad Convention Center	Oklahoma City, OK	vs. Edmonton	4-1 W
Mar. 18, 1994	Target Center	Minneapolis, MN	vs. Buffalo	2-2 T
Jan. 29, 2014	Yankee Stadium	Bronx, NY	vs. NY Rangers	1-2 L

ALL-TIME HOME RECORD BY SITE

ARENA	LOCATION	GAMES	RECORD
Nassau Coliseum	Uniondale, NY	1686	843-617-226
Barclays Center	Brooklyn, NY	143	88-47-18
Myriad Convention Center	Oklahoma City, OK	1	1-0-0
Target Center	Minneapolis, MN	1	0-0-1
Yankee Stadium	Bronx, NY	1	0-1-0

NEW YORK ISLANDERS MILESTONE GOALS

1	Ed Westfall	10/7/72	6,000	Derek King	12/10/92
1,000	Bert Marshall	12/2/76	7,000	Bryan Smolinski	1/28/97
2,000	Bob Bourne	12/18/79	8,000	Mark Parrish	1/3/02
3,000	Bryan Trottier	11/20/82	9,000	Miroslav Satan	3/3/07
4,000	Bryan Trottier	11/29/85	10,000	Mark Streit	2/9/12
5,000	Brad Lauer	2/4/89	11,000	Alan Quine	1/7/17

*Excludes Shootout Goals

100-POINT SEASONS

PLAYER	YEAR	GP	G	A	PTS	PIM
Mike Bossy	1981-82	80	64	83	147	22
Bryan Trottier	1978-79	76	47	87	134	50
Pierre Turgeon	1992-93	83	58	74	132	26
Bryan Trottier	1981-82	80	50	79	129	88
Mike Bossy	1978-79	80	69	57	126	25
Mike Bossy	1985-86	80	61	62	123	14
Bryan Trottier	1977-78	77	46	77	123	46
Mike Bossy	1980-81	79	68	51	119	32
Mike Bossy	1982-83	79	60	58	118	20
Mike Bossy	1983-84	67	51	67	118	8
Mike Bossy	1984-85	76	58	59	117	38
Bryan Trottier	1983-84	68	40	71	111	59
Pat LaFontaine	1989-90	74	54	51	105	38
Bryan Trottier	1979-80	78	42	62	104	68
Bryan Trottier	1980-81	73	31	72	103	74
Brent Sutter	1984-85	72	42	60	102	51
Denis Potvin	1978-79	73	31	70	101	58
John Tonelli	1984-85	80	42	58	100	95

50-GOAL SEASONS

PLAYER	YEAR	G	PLAYER	YEAR	G
Mike Bossy	1978-79	69	Mike Bossy	1984-85	58
Mike Bossy	1980-81	68	Pat LaFontaine	1989-90	54
Mike Bossy	1981-82	64	Mike Bossy	1977-78	53
Mike Bossy	1985-86	61	Mike Bossy	1983-84	51
Mike Bossy	1982-83	60	Mike Bossy	1979-80	51
Pierre Turgeon	1992-93	58	Bryan Trottier	1981-82	50

OPPONENTS

IN THE PAST

STANLEY CUP PLAYOFFS

MEDIA INFORMATION

AWARDS AND HONORS

- STANLEY CUP**
Winner of the NHL Championship
1980, 1981, 1982, 1983
- CLARENCE S. CAMPBELL BOWL**
Winner of the Campbell
Conference Championship
1978, 1979, 1981
- PRINCE OF WALES TROPHY**
Winner of the Wales
Conference Championship
1982, 1983, 1984
- HART MEMORIAL TROPHY**
"To the player adjudged to be the
most valuable to his team"
Bryan Trottier - 1979
- JAMES NORRIS MEMORIAL TROPHY**
"To the defenseman who demonstrates the
greatest all-around ability in the position"
Denis Potvin - 1976, 1978, 1979
- FRANK J. SELKE TROPHY**
"To the forward who best excels in the
defensive aspects of the game"
Michael Peca - 2002
- CALDER MEMORIAL TROPHY**
"To the player selected as the
most proficient in his first year
of competition in the NHL"
Denis Potvin - 1974
Bryan Trottier - 1976
Mike Bossy - 1978
Bryan Berard - 1997
Mathew Barzal - 2018

- ART ROSS TROPHY**
"To the player who leads the
league in scoring points at the end
of the regular season"
Bryan Trottier - 1979
- VEZINA TROPHY**
"To the goalkeeper adjudged to be the best
at his position" as voted by the general
managers of each of the 30 clubs
Bill Smith - 1982
- CONN SMYTHE TROPHY**
An annual award "to the most
valuable player in the playoffs"
Bryan Trottier - 1980
Butch Goring - 1981
Mike Bossy - 1982
Bill Smith - 1983
- BILL MASTERTON TROPHY**
"To the player who best exemplifies
the qualities of perseverance,
sportsmanship and dedication to hockey"
Ed Westfall - 1977
Mark Fitzpatrick - 1992
Robin Lehner - 2019
- LADY BYNG MEMORIAL TROPHY**
"To the player adjudged to have exhibited
the best type of sportsmanship and
gentlemanly conduct combined with
a high standard of playing ability"
Mike Bossy - 1983, 1984, 1986
Pierre Turgeon - 1993

- WILLIAM M. JENNINGS TROPHY**
"To the goalkeeper(s) having played a
minimum of 25 games for the team with
the fewest goals scored against it"
Bill Smith, Roland Melanson - 1983
Robin Lehner, Thomas Greiss - 2019
- JACK ADAMS TROPHY**
"To the NHL coach adjudged
to have contributed the most to
his team's success"
Al Arbour - 1979
Barry Trotz - 2019
- KING CLANCY MEMORIAL TROPHY**
"To the player who best exemplifies
leadership qualities on an off the ice and
has made a noteworthy humanitarian
contribution in his community"
Bryan Trottier - 1989
Doug Weight - 2011
- NHL ALL-ROOKIE TEAM**
(Instituted after 1982-83 Season)
1989 - David Volek
1993 - Vladimir Malakhov
1997 - Bryan Berard
2004 - Trent Hunter
2009 - John Tavares
2011 - Michael Grabner
2018 - Mathew Barzal

- BOB NYSTROM AWARD**
"To the Islander who best exemplifies
leadership, hustle and dedication"
1991 - Brent Sutter
1992 - Ray Ferraro
1993 - Benoit Hogue
1994 - Steve Thomas
1996 - Dan Plante
1997 - Claude Lapointe
1998 - Rich Pilon
1999 - Claude Lapointe
2000 - Claude Lapointe
2001 - Dave Scatchard
2002 - Steve Webb
2003 - Jason Blake, Garth Snow
2004 - Adrian Aucoin
2006 - Kevin Colley
2007 - Trent Hunter
2008 - Richard Park
2009 - Tim Jackman
2010 - Kyle Okposo
2011 - Frans Nielsen
2012 - Matt Martin
2013 - Matt Martin
2014 - Matt Martin
2015 - Matt Martin
2016 - Matt Martin
2017 - Anders Lee
2018 - Casey Cizikas
2019 - Casey Cizikas

NEW YORK ISLANDERS IN THE NHL ALL-STAR GAME

1973 Ed Westfall	1981 Mike Bossy, Bob Bourne, Denis Potvin	1989 Pat LaFontaine	2003 Roman Hamrlik
1974 Denis Potvin, Ed Westfall	1982 Mike Bossy, John Tonelli, Bryan Trottier	1990 Pat LaFontaine	2004 Adrian Aucoin
1975 Denis Potvin, Ed Westfall	1983 Mike Bossy, Dave Langevin, Denis Potvin, Bryan Trottier	1991 Pat LaFontaine	2007 Jason Blake
1976 Bill Harris, Denis Potvin, Glenn Resch, Bryan Trottier	1984 Denis Potvin	1992 Ray Ferraro	2008 Rick DiPietro
1977 Bob Nystrom, Denis Potvin, Glenn Resch	1985 Mike Bossy, Brent Sutter, John Tonelli, Bryan Trottier	1993 Pierre Turgeon	2009 Mark Streit
1978 Mike Bossy, Clark Gillies, Denis Potvin, Bill Smith, Bryan Trottier	1986 Mike Bossy, Bryan Trottier	1994 Pierre Turgeon	2012 John Tavares
1980 Mike Bossy, Bryan Trottier	1988 Denis Potvin Pat LaFontaine	1996 Mathieu Schneider	2015 Jaroslav Halak, John Tavares
		1997 Scott Lachance	2016 John Tavares
		1998 Zigmund Palffy	2017 John Tavares
		1999 Kenny Jonsson	2018 Josh Bailey, John Tavares
		2000 Mariusz Czerkawski	2019 Mathew Barzal
		2002 Alexei Yashin, Mark Parrish	

**There were no All Star Games in 2006, 2010 or 2014 due to the Olympics, in 2005 due to lockout, in 1995 and 2013 due to lockout-shortened seasons, or in 1979 due to Challenge Cup*

NEW YORK ISLANDERS ALL-STAR GAME MVP

- 1978** Billy Smith
- 1982** Mike Bossy

NEW YORK ISLANDERS IN THE HOCKEY HALL OF FAME

MIKE BOSSY 1991	BILL SMITH 1993	AL ARBOUR 1996	CLARK GILLIES 2002
DENIS POTVIN 1991	BILL TORREY 1995	BRYAN TROTTIER 1997	PAT LAFONTAINE 2003

NEW YORK ISLANDERS HALL OF FAME

DENIS POTVIN 1992	CLARK GILLIES 1996	AL ARBOUR 2007	KENNY JONSSON 2012
MIKE BOSSY 1992	BRYAN TROTTIER 2001	ED WESTFALL 2011	
BILL SMITH 1993	BILL TORREY 2001	KEN MORROW 2011	
BOB NYSTROM 1995	BOB BOURNE 2006	PAT FLATLEY 2012	

THE LEADERS

OWNERS

	START	END
ROY BOE	February 15, 1972	July 31, 1978
JOHN PICKETT	July 31, 1978	February 1992
ROBERT ROSENTHAL, STEVEN WALSH, JERRY GROSSMAN, RALPH PALLESCHI	February 1992	June 6, 2006
JOHN SPANO	June 9, 1996	July 18, 1997
NEW YORK SPORTS VENTURES, (ED MILSTEIN & STEVE GLUCKSTERN)	February 25, 1998	April 26, 2000
CHARLES WANG & SANJAY KUMAR	April 26, 2000	2004
CHARLES WANG	2004	September 29, 2014
CHARLES WANG (Majority), JON LEDECKY & SCOTT MALKIN (Minority)	September 30, 2014	June 30, 2016
JON LEDECKY & SCOTT MALKIN (Majority), ESTATE OF CHARLES B. WANG (Minority)	July 1, 2016	PRESENT

GENERAL MANAGERS

	START	END	RECORD
WILLIAM A. TORREY	February 15, 1972	August 17, 1992	756-606-234
DON MALONEY	August 17, 1992	December 2, 1995	96-116-27
(Vacant)	December 2, 1995	December 12, 1995	2-3-0
MIKE MILBURY	December 12, 1995	June 6, 2006	294-392-106
NEIL SMITH	June 6, 2006	July 18, 2006	0-0-0
GARTH SNOW	July 18, 2006	June 5, 2018	425-403-122
LOU LAMORIELLO	June 5, 2018	PRESENT	48-27-7

HEAD COACHES

	START	END	RECORD
PHIL GOYETTE	June 20, 1972	January 29, 1973	6-40-4
EARL INGARFIELD	January 29, 1973	April 1, 1973	6-20-2
AL ARBOUR	June 10, 1973	May 28, 1986	552-317-169
TERRY SIMPSON	June 18, 1986	December 7, 1988	81-82-24
AL ARBOUR	December 7, 1988	June 1, 1994	187-220-54
LORNE HENNING	June 20, 1994	May 3, 1995	15-28-5
MIKE MILBURY	July 5, 1995	January 24, 1997	36-73-19
RICK BOWNESS	January 24, 1997	March 11, 1998	38-50-12
MIKE MILBURY	March 11, 1998	January 21, 1999	21-38-5
BILL STEWART	January 21, 1999	April 18, 1999	11-19-7
BUTCH GORING	April 30, 1999	March 4, 2001	48-88-14-4
LORNE HENNING	March 4, 2001	April 7, 2001	4-11-2-0
PETER LAVIOLETTE	May 23, 2001	June 3, 2003	77-62-19-6
STEVE STIRLING	June 3, 2003	January 12, 2006	56-51-11-6
BRAD SHAW	January 12, 2006	June 6, 2006	18-18-4
TED NOLAN	June 6, 2006	July 14, 2008	74-68-21
AL ARBOUR	November 2, 2007	November 3, 2007	1-0-0
SCOTT GORDON	August 12, 2008	November 15, 2010	64-94-23
JACK CAPUANO	November 15, 2010	January 17, 2017	227-191-64
DOUG WEIGHT	January 17, 2017	June 5, 2018	59-49-14
BARRY TROTZ	June 21, 2018	PRESENT	48-27-7

CAPTAINS

	START	END	RECORD
ED WESTFALL	October 7, 1972	February 1, 1977	136-161-70
CLARK GILLIES	February 3, 1977	October 11, 1979	116-39-34
DENIS POTVIN	October 11, 1979	October 8, 1987	347-210-83
BRENT SUTTER	October 8, 1987	October 25, 1991	125-165-38
PATRICK FLATLEY	October 25, 1991	April 13, 1996	145-182-43
(Vacant)	April 13, 1996	September 9, 1997	29-41-12
BRYAN MCCABE	September 9, 1997	February 6, 1998	20-28-8
(Vacant)	February 6, 1998	March 3, 1998	0-3-0
TREVOR LINDEN	March 3, 1998	May 29, 1999	34-68-13
KENNY JONSSON	September 30, 1999	November 18, 2000	30-55-13
(Vacant)	November 18, 2000	April 7, 2001	15-42-7
MICHAEL PECA	October 3, 2001	August 3, 2005	115-91-40
ALEXEI YASHIN	September 20, 2005	June 6, 2007	76-70-18
BILL GUERIN	July 9, 2007	March 4, 2009	55-74-16
(Vacant)	March 4, 2009	April 12, 2009	6-11-2
DOUG WEIGHT	October 2, 2009	May 26, 2011	64-76-24
MARK STREIT	September 21, 2011	June 13, 2013	58-54-18
JOHN TAVARES	September 9, 2013	July 1, 2018	202-158-50
ANDERS LEE	October 4, 2019	PRESENT	48-27-7

THE LAST TIME THE ISLANDERS...

OPPONENTS

IN THE PAST

STANLEY CUP PLAYOFFS

MEDIA INFORMATION

HAD A WINNING STREAK OF FIVE OR MORE GAMES	1/13/19 vs. TBL - 1/20/19 vs. ANA (5 games, 5-0-0)	HAD A LOSING STREAK OF FIVE OR MORE GAMES	2/22/18 at TOR - 3/8/18 at EDM (7 games, 0-3-4)
SCORED 10 OR MORE GOALS IN A GAME	11/17/84 vs. NYR (10-4 W)	ALLOWED 10 OR MORE GOALS IN A GAME	2/25/81 at CGY (4-11 L)
SCORED 5 OR MORE GOALS IN A PERIOD	2/9/18 vs. DET (3rd in 7-6 OTW)	ALLOWED 5 OR MORE GOALS IN A PERIOD	3/30/17 at PHI (1st of 3-6 L)
RECORDED 50 OR MORE SHOTS IN A GAME	1/3/19 vs. CHI (50 in a 3-2 OTW)	ALLOWED 50 OR MORE SHOTS IN A GAME	3/11/18 at CGY (52, 5-2 W)
RECORDED 25 OR MORE SHOTS IN A PERIOD	3/5/19 vs. OTT (26 in 2nd, 5-4 W)	ALLOWED 25 OR MORE SHOTS IN A PERIOD	2/13/18 vs. CBJ (26 in 1st, 1-4 L)
RECORDED 20 OR MORE SHOTS IN A PERIOD	3/5/19 vs. OTT (26 in 2nd, 5-4 W)	ALLOWED 20 OR MORE SHOTS IN A PERIOD	2/15/18 vs. NYR (21 in 3rd, 3-0 W)
HAD FEWER THAN 15 SHOTS	3/19/19 vs. BOS (13, 0-5 L)	OPPONENT HAD FEWER THAN 15 SHOTS	2/8/15 at BUF (10, 3-2 W)
SCORED THREE OR MORE POWER PLAY GOALS IN A GAME	3/22/18 vs. TBL (3, 6-3 L) (Pulock X 2, Lee)	ALLOWED THREE OR MORE POWER PLAY GOALS IN A GAME	3/16/18 at WSH (3, 3-6 L) (Oshie, Backstrom, Chiasson)
SCORED TWO OR MORE SHORT-HANDED GOALS IN A GAME	10/7/17 vs BUF (2, 6-3 W) (Tavares, Cizikas)	ALLOWED TWO OR MORE SHORT-HANDED GOALS IN A GAME	10/26/17 at MIN (2, 4-6 L) (Staal, Kunin)
SCORED A 3-ON-5 SHORTHANDED GOAL	4/4/08 at NYR (Park, 4-3 SOW) 10/30/10 at PHI (Nielsen - Pen. Shot, 1-6 L)	ALLOWED A 3-ON-5 SHORTHANDED GOAL	10/15/02 vs. NSH (Skrastins, 3-2 OTW)
RECORDED A HAT TRICK	12/29/18 at TOR (Barzal - 3G, 4-0 W)	ALLOWED A HAT TRICK	3/2/18 vs. MTL (Galchenyuk - 3G, 3-6 L)
SCORED TWO HAT TRICKS IN A GAME	2/6/90 at PIT (King, LaFontaine, 8-7 OTW)	ALLOWED TWO HAT TRICKS IN A GAME	12/11/08 at PIT (Sykora, DuPuis, 2-9 L)
AN ISLANDER SCORED FOUR OR MORE GOALS IN A GAME	1/16/15 vs. PIT (Okposo - 4G, 6-3 W)	AN OPPONENT SCORED FOUR OR MORE GOALS IN A GAME	3/30/03 at NJD (Elias - 4G, 0-6 L)
DID NOT RECEIVE A PENALTY IN A GAME	3/5/19 vs. OTT (5-4 W)	DID NOT DRAW A PENALTY IN A GAME	2/2/19 at BUF (1-3 L)
HAD AT LEAST 10 POWER PLAYS	3/31/17 vs. NJ (10, 2-1 W)	OPPONENT HAD AT LEAST 10 POWER PLAYS	4/7/09 at CAR (11, 0-9 L)
DID NOT HAVE A POWER PLAY	3/26/19 at CBJ (0-4 L)	WERE NOT SHORTHANDED	3/5/19 vs. OTT (5-4 W)
WON A 1-0 GAME	2/19/16 at NJD (Halak - 27sv)	LOST A 1-0 GAME	2/1/19 vs. TBL (Vasilevskiy - 36 sv) - SO
RECORDED A SHUTOUT	4/6/19 vs. WSH (Lehner - 29 sv)	WERE SHUTOUT	3/26/19 at CBJ (Bobrovsky - 26 sv)
RECORDED CONSECUTIVE SHUTOUTS	1/18/19 at WSH (Greiss - 19 sv, 2-0) 1/20/19 vs. ANA (Lehner - 19 sv, 3-0)	WERE SHUTOUT CONSECUTIVELY	3/19/19 vs. BOS (Raask - 13 sv, 0-5) 3/21/19 at MTL (Price - 28 sv, 0-4)
SCORED ON A PENALTY SHOT	2/14/17 at TOR (Chimera on Andersen, 1-7 L)	OPPONENT SCORED ON A PENALTY SHOT	3/5/18 at VAN (Archibald on Halak, 3-4 OTL)
HAD AN UNSUCCESSFUL PENALTY SHOT	3/30/19 vs. BUF (Beauvillier on Hutton 5-1 W)	OPPONENT HAD AN UNSUCCESSFUL PENALTY SHOT	3/8/18 at EDM (McDavid on Gibson, 1-2 SOL)
HAD A PENALTY SHOT IN OVERTIME	Never	OPPONENT HAD A PENALTY SHOT IN OVERTIME	3/8/18 at EDM (McDavid on Gibson 1-2 SOL)
SCORED AN EMPTY-NET GOAL	4/6/19 at WSH (Martin, 3-0 W)	ALLOWED AN EMPTY-NET GOAL	3/26/19 at CBJ (Atkinson, 0-4 L)
SCORED AN EXTRA-ATTACKER GOAL:	3/28/19 at WPG (Cizikas, 5-4 W)	ALLOWED AN EXTRA-ATTACKER GOAL:	1/5/19 at St. Louis (O'Reilly, 4-3 W)
WON IN OVERTIME	3/17/19 at MIN (Nelson, 3-2)	LOST IN OVERTIME	2/21/19 at EDM (McDavid, 3-4)
WON IN A SHOOTOUT	4/4/19 at FLA (Greiss/Nelson)	LOST IN A SHOOTOUT	2/1/19 vs. TBL (Vasilevskiy/Kucherov)
WON A 1-0 GAME IN A SHOOTOUT	11/24/14 vs. PHI (Halak/Nielsen)	LOST A 1-0 GAME IN A SHOOTOUT	2/1/19 vs. TBL (Vasilevskiy/Kucherov)
TIED A GAME	4/4/04 vs. PHI (3-3)	PLAYED A 0-0 TIE	2/24/04 vs BOS (DiPietro - 28 saves, Potvin - 33)
TRAILED BY 3 AND WON	2/9/18 vs. DET (7-6 OT)	TRAILED BY 4 AND WON	3/22/94 vs. TBL (5-4 W)
PLAYED WITH FEWER THAN 20 DRESSED PLAYERS	3/24/07 at PHI (19 total: F - 11, D - 6, G - 2)		

SEASON-BY-SEASON RECORD

SEASON	GP	W	L	T*	OTL**	PTS	GF***	GA***	DIVISION	CONFERENCE	LEAGUE	PLAYOFF RESULT
1972-73	78	12	60	6	-	30	170	347	8th East Div.	8th East Div.	16th Overall	Did Not Qualify
1973-74	78	19	41	18	-	56	182	247	8th East Div.	8th East Div.	15th Overall	Did Not Qualify
1974-75	80	33	25	22	-	88	264	221	3rd Patrick Div.	t-2nd Campbell	7th Overall	Lost Semi-Final
1975-76	80	42	21	17	-	101	297	190	2nd Patrick Div.	2nd Campbell	5th Overall	Lost Semi-Final
1976-77	80	47	21	12	-	106	288	193	2nd Patrick Div.	2nd Campbell	4th Overall	Lost Semi-Final
1977-78	80	48	17	15	-	111	334	210	1st Patrick Div.	1st Campbell	3rd Overall	Lost Qtr. Final
1978-79	80	51	15	14	-	116	358	214	1st Patrick Div.	1st Campbell	1st Overall	Lost Semi-Final
1979-80	80	39	28	13	-	91	281	247	2nd Patrick Div.	2nd Campbell	5th Overall	Won Stanley Cup
1980-81	80	48	18	14	-	110	355	260	1st Patrick Div.	1st Campbell	1st Overall	Won Stanley Cup
1981-82	80	54	16	10	-	118	385	250	1st Patrick Div.	1st Prince of Wales	1st Overall	Won Stanley Cup
1982-83	80	42	26	12	-	96	302	226	2nd Patrick Div.	4th Prince of Wales	6th Overall	Won Stanley Cup
1983-84	80	50	26	4	-	104	357	269	1st Patrick Div.	1st Prince of Wales	2nd Overall	Lost Final Round
1984-85	80	40	34	6	-	86	345	312	3rd Patrick Div.	6th Prince of Wales	9th Overall	Lost Div. Final
1985-86	80	39	29	12	-	90	327	284	3rd Patrick Div.	4th Prince of Wales	5th Overall	Lost Div. Semi-Final
1986-87	80	35	33	12	-	82	279	281	3rd Patrick Div.	6th Prince of Wales	9th Overall	Lost Div. Final
1987-88	80	39	31	10	-	88	308	267	1st Patrick Div.	3rd Prince of Wales	6th Overall	Lost Div. Semi-Final
1988-89	80	28	47	5	-	61	265	325	6th Patrick Div.	10th Prince of Wales	20th Overall	Did Not Qualify
1989-90	80	31	38	11	-	73	281	288	4th Patrick Div.	8th Prince of Wales	16th Overall	Lost Div. Semi-Final
1990-91	80	25	45	10	-	60	223	290	6th Patrick Div.	10th Prince of Wales	19th Overall	Did Not Qualify
1991-92	80	34	35	11	-	79	291	299	5th Patrick Div.	7th Prince of Wales	14th Overall	Did Not Qualify
1992-93	84	40	37	7	-	87	335	297	3rd Patrick Div.	6th Prince of Wales	13th Overall	Lost Conf. Final
1993-94	84	36	36	12	-	84	282	264	4th Atlantic Div.	8th East. Conf.	15th Overall	Lost Conf. Qtr. Final
1994-95	48	15	28	5	-	35	126	158	7th Atlantic Div.	13th East. Conf.	25th Overall	Did Not Qualify
1995-96	82	22	50	10	-	54	229	315	7th Atlantic Div.	12th East. Conf.	24th Overall	Did Not Qualify
1996-97	82	29	41	12	-	70	240	250	7th Atlantic Div.	12th East. Conf.	22nd Overall	Did Not Qualify
1997-98	82	30	41	11	-	71	212	225	4th Atlantic Div.	10th East. Conf.	19th Overall	Did Not Qualify
1998-99	82	24	48	10	-	58	194	244	5th Atlantic Div.	13th East. Conf.	25th Overall	Did Not Qualify
1999-00	82	24	48	9	1	58	194	275	5th Atlantic Div.	13th East. Conf.	26th Overall	Did Not Qualify
2000-01	82	21	51	7	3	52	185	268	5th Atlantic Div.	15th East. Conf.	30th Overall	Did Not Qualify
2001-02	82	42	28	8	4	96	239	220	2nd Atlantic Div.	5th East. Conf.	8th Overall	Lost Conf. Qtr. Final
2002-03	82	35	34	11	2	83	224	231	3rd Atlantic Div.	8th East. Conf.	16th Overall	Lost Conf. Qtr. Final
2003-04	82	38	29	11	4	91	237	210	3rd Atlantic Div.	8th East. Conf.	15th Overall	Lost Conf. Qtr. Final
2004-05	NO NHL SEASON DUE TO LOCKOUT											
2005-06	82	36	40	-	6	78	230	278	4th Atlantic Div.	12th East. Conf.	17th Overall	Did Not Qualify
2006-07	82	40	30	-	12	92	248	240	4th Atlantic Div.	8th East. Conf.	17th Overall	Lost Conf. Qtr. Final
2007-08	82	35	38	-	9	79	194	243	5th Atlantic Div.	13th East. Conf.	26th Overall	Did Not Qualify
2008-09	82	26	47	-	9	61	201	279	5th Atlantic Div.	15th East. Conf.	30th Overall	Did Not Qualify
2009-10	82	34	37	-	11	79	222	264	5th Atlantic Div.	13th East. Conf.	26th Overall	Did Not Qualify
2010-11	82	30	39	-	13	73	229	264	5th Atlantic Div.	14th East. Conf.	27th Overall	Did Not Qualify
2011-12	82	34	37	-	11	79	203	255	5th Atlantic Div.	14th East. Conf.	27th Overall	Did Not Qualify
2012-13	48	24	17	-	7	55	139	139	3rd Atlantic Div.	8th East. Conf.	16th Overall	Lost Conf. Qtr. Final
2013-14	82	34	37	-	11	79	225	267	8th Metro Div.	14th East. Conf.	26th Overall	Did Not Qualify
2014-15	82	47	28	-	7	101	252	230	3rd Metro Div.	5th East. Conf.	10th Overall	Lost First Round
2015-16	82	45	27	-	10	100	232	216	4th Metro Div.	5th East. Conf.	10th Overall	Lost Second Round
2016-17	82	41	29	-	12	94	241	242	5th Metro Div.	9th East. Conf.	17th Overall	Did Not Qualify
2017-18	82	35	37	-	10	80	264	296	7th Metro Div.	11th East. Conf.	22nd Overall	Did Not Qualify
2018-19	82	48	27	-	7	103	228	196	2nd Metro Div.	4th East. Conf.	5th Overall	Lost Second Round
TOTAL	3,664	1,621	1,547	347	149	3,738	11,697	11,586				

* T - Ties were eliminated starting in the 2005-06 season. ** OTL - Starting in the 1999-00 season, a team that loses a game in overtime earns one point. Starting in the 2005-06 season, a team that loses a game in the shootout earns one point in the OTL category. *** GF and GA include shootout winners

OPPONENTS

IN THE PAST

STANLEY CUP PLAYOFFS

MEDIA INFORMATION

SEASON-BY-SEASON RECORD

	HOME									ROAD									
	SEASON	GP	W	L	T	OTL	PTS	GF*	GA*	GP	W	L	T	OTL	PTS	GF*	GA*		
OPPONENTS	1972-73	39	10	25	4	-	24	100	143	39	2	35	2	-	6	70	204		
	1973-74	39	13	17	9	-	35	96	110	39	6	24	9	-	21	86	137		
	1974-75	40	22	6	12	-	56	147	92	40	11	19	10	-	32	117	129		
	1975-76	40	24	8	8	-	56	162	81	40	18	13	9	-	45	135	109		
	1976-77	40	24	11	5	-	53	161	101	40	23	10	7	-	53	127	92		
	1977-78	40	29	3	8	-	66	184	94	40	19	14	7	-	45	150	116		
	1978-79	40	31	3	6	-	68	201	89	40	20	12	8	-	48	157	125		
	1979-80	40	26	9	5	-	57	154	106	40	13	19	8	-	34	127	141		
	1980-81	40	23	6	11	-	57	193	127	40	25	12	3	-	53	162	133		
	1981-82	40	33	3	4	-	70	210	111	40	21	13	6	-	48	175	139		
IN THE PAST	1982-83	40	26	11	3	-	55	180	106	40	16	15	9	-	41	122	120		
	1983-84	40	28	11	1	-	57	190	117	40	22	15	3	-	47	167	152		
	1984-85	40	26	11	3	-	55	200	153	40	14	23	3	-	31	145	159		
	1985-86	40	22	11	7	-	51	182	132	40	17	18	5	-	39	145	152		
	1986-87	40	20	15	5	-	45	148	139	40	15	18	7	-	37	131	142		
	1987-88	40	24	10	6	-	54	161	121	40	15	21	4	-	34	147	146		
	1988-89	40	19	18	3	-	41	141	149	40	9	29	2	-	20	124	176		
	1989-90	40	15	17	8	-	38	133	134	40	16	21	3	-	35	148	154		
	1990-91	40	15	19	6	-	36	113	134	40	10	26	4	-	24	110	156		
	1991-92	40	20	15	5	-	45	164	140	40	14	20	6	-	34	127	159		
STANLEY CUP PLAYOFFS	1992-93	42	20	19	3	-	43	175	143	42	20	18	4	-	44	160	154		
	1993-94	42	23	15	4	-	50	148	116	42	13	21	8	-	34	134	148		
	1994-95	24	10	11	3	-	23	60	66	24	5	17	2	-	12	66	92		
	1995-96	41	14	21	6	-	34	114	146	41	8	29	4	-	20	115	169		
	1996-97	41	19	18	4	-	42	141	125	41	10	23	8	-	28	99	125		
	1997-98	41	17	20	4	-	38	106	104	41	13	21	7	-	33	106	121		
	1998-99	41	11	23	7	-	29	104	123	41	13	25	3	-	29	90	121		
	1999-00	41	10	25	5	1	26	94	140	41	14	23	4	0	32	100	135		
	2000-01	41	12	27	1	1	26	96	142	41	9	24	6	2	26	89	126		
	2001-02	41	21	13	5	2	49	124	115	41	21	15	3	2	47	115	105		
MEDIA INFORMATION	2002-03	41	18	18	5	0	41	114	116	41	17	16	6	2	42	110	115		
	2003-04	41	25	11	4	1	55	129	92	41	13	18	7	3	36	108	118		
	2004-05	NO NHL SEASON DUE TO LOCKOUT									NO NHL SEASON DUE TO LOCKOUT								
	2005-06	41	20	18	-	3	43	114	138	41	16	22	-	3	35	116	140		
	2006-07	41	22	13	-	6	50	119	103	41	18	17	-	6	42	129	137		
	2007-08	41	18	18	-	5	41	89	110	41	17	20	-	4	38	105	133		
	2008-09	41	17	18	-	6	40	112	129	41	9	29	-	3	21	89	150		
	2009-10	41	23	14	-	4	50	125	114	41	11	23	-	7	29	97	150		
	2010-11	41	17	18	-	6	40	132	128	41	13	21	-	7	31	97	136		
	2011-12	41	17	18	-	6	40	104	123	41	17	19	-	5	39	99	132		
2012-13	24	10	11	-	3	23	68	73	24	14	6	-	4	34	71	66			
2013-14	41	13	19	-	9	35	109	136	41	21	18	-	2	44	116	131			
2014-15	41	25	14	-	2	52	136	112	41	22	14	-	5	49	116	118			
2015-16	41	25	11	-	5	55	127	103	41	20	16	-	5	45	105	113			
2016-17	41	22	12	-	7	51	128	119	41	19	17	-	5	43	113	123			
2017-18	41	19	18	-	4	42	140	153	41	16	19	-	6	38	124	143			
2018-19	41	24	13	-	4	52	118	96	41	24	14	-	3	51	110	100			
TOTAL	1,832	922	665	170	75	2,089	6,246	5,441	1,832	699	882	177	74	1,649	5,449	6,141			

* GF and GA include shootout winners

SPECIAL TEAMS

POWER PLAY GOALS FOR		
1972-73	28-258	10.8%
1973-74	32-230	13.8%
1974-75	51-272	18.8%
1975-76	92-290	31.7%
1976-77	56-240	23.3%
1977-78	71-227	31.3%
1978-79	81-260	31.2%
1979-80	62-265	23.4%
1980-81	93-317	29.3%
1981-82	80-285	28.1%
1982-83	68-262	26.0%
1983-84	63-280	22.5%
1984-85	71-283	25.1%
1985-86	73-321	22.7%
1986-87	84-335	25.1%
1987-88	87-387	22.5%
1988-89	85-378	22.5%
1989-90	78-330	23.6%
1990-91	51-317	16.1%
1991-92	75-339	22.1%
1992-93	90-416	21.6%
1993-94	74-369	20.1%
1994-95	28-178	15.7%
1995-96	70-372	18.8%
1996-97	48-346	13.9%
1997-98	61-365	16.8%
1998-99	54-341	15.8%
1999-00	45-320	14.1%
2000-01	51-386	13.2%
2001-02	59-363	16.3%
2002-03	58-384	15.1%
2003-04	54-323	16.7%
2004-05		
2005-06	76-450	16.9%
2006-07	63-348	18.1%
2007-08	48-330	14.6%
2008-09	54-320	16.9%
2009-10	49-306	16.0%
2010-11	52-302	17.2%
2011-12	45-243	18.5%
2012-13	31-156	19.9%
2013-14	49-276	17.8%
2014-15	50-267	18.7%
2015-16	42-229	18.3%
2016-17	35-234	15.0%
2017-18	58-250	23.2%
2018-19	33-227	14.5%
TOTAL	2,758-13,979	19.7%

POWER PLAY GOALS AGAINST		
1972-73	63-261	75.9%
1973-74	64-262	75.6%
1974-75	55-340	83.8%
1975-76	55-377	85.4%
1976-77	47-278	83.1%
1977-78	45-273	83.5%
1978-79	57-288	80.1%
1979-80	71-317	77.5%
1980-81	76-368	79.3%
1981-82	66-328	80.0%
1982-83	54-331	83.7%
1983-84	66-358	81.6%
1984-85	68-381	82.2%
1985-86	77-356	78.4%
1986-87	83-377	77.9%
1987-88	94-416	77.4%
1988-89	103-390	73.6%
1989-90	87-371	76.5%
1990-91	78-353	77.9%
1991-92	90-383	76.5%
1992-93	77-375	79.5%
1993-94	79-417	81.1%
1994-95	46-213	78.4%
1995-96	90-414	78.3%
1996-97	53-319	83.4%
1997-98	54-384	85.9%
1998-99	60-363	83.5%
1999-00	84-420	80.0%
2000-01	79-445	82.2%
2001-02	52-366	85.8%
2002-03	67-405	83.5%
2003-04	52-359	85.5%
2004-05		
2005-06	99-476	79.2%
2006-07	79-433	81.8%
2007-08	68-375	81.9%
2008-09	73-361	80.9%
2009-10	71-300	76.3%
2010-11	52-310	83.2%
2011-12	46-236	80.5%
2012-13	28-142	80.3%
2013-14	58-265	78.1%
2014-15	48-218	77.1%
2015-16	36-232	84.5%
2016-17	41-227	81.9%
2017-18	63-235	73.2%
2018-19	44-219	79.9%
TOTAL	2,998-15,316	80.4%

SH GOALS	FOR	VS.
1972-73	2	13
1973-74	7	13
1974-75	11	7
1975-76	11	4
1976-77	16	3
1977-78	7	6
1978-79	7	4
1979-80	7	4
1980-81	19	6
1981-82	16	3
1982-83	10	3
1983-84	18	9
1984-85	14	7
1985-86	4	9
1986-87	8	8
1987-88	8	8
1988-89	4	7
1989-90	10	8
1990-91	9	12
1991-92	11	8
1992-93	12	8
1993-94	15	9
1994-95	4	11
1995-96	8	15
1996-97	14	9
1997-98	11	16
1998-99	8	7
1999-00	8	8
2000-01	9	14
2001-02	17	10
2002-03	12	5
2003-04	11	5
2004-05		
2005-06	5	15
2006-07	7	9
2007-08	10	15
2008-09	12	5
2009-10	7	3
2010-11	15	7
2011-12	4	5
2012-13	2	0
2013-14	8	7
2014-15	10	3
2015-16	7	6
2016-17	5	7
2017-18	5	11
2018-19	6	1
TOTAL	431	353

OPPONENTS

IN THE PAST

STANLEY CUP PLAYOFFS

MEDIA INFORMATION

PENALTY MINUTES, SHUTOUTS, SHOTS

OPPONENTS

IN THE PAST

STANLEY CUP PLAYOFFS

MEDIA INFORMATION

TEAM	PIMS	AVG/GAME
1972-73	881	11:17
1973-74	1075	13:46
1974-75	1116	13:56
1975-76	1277	15:57
1976-77	1012	12:39
1977-78	938	11:43
1978-79	1079	13:29
1979-80	1308	16:21
1980-81	1442	18:01
1981-82	1328	16:36
1982-83	1257	15:50
1983-84	1157	14:27
1984-85	1521	19:00
1985-86	1343	16:47
1986-87	1857	23:12
1987-88	1732	21:38
1988-89	1822	22:46
1989-90	1777	22:12
1990-91	1723	21:32
1991-92	1713	21:24
1992-93	1701	20:15
1993-94	1787	21:16
1994-95	901	18:46
1995-96	1669	20:21
1996-97	1640	20:00
1997-98	1646	20:04
1998-99	1111	13:32
1999-00	1376	16:46
2000-01	1339	16:19
2001-02	1255	15:18
2002-03	1244	15:10
2003-04	1168	14:14
2004-05		
2005-06	1266	15:26
2006-07	1062	12:57
2007-08	1041	12:41
2008-09	1216	14:49
2009-10	950	11:35
2010-11	1515	18:28
2011-12	763	9:18
2012-13	461	9:36
2013-14	1015	12:22
2014-15	700	8:32
2015-16	718	8:45
2016-17	648	7:54
2017-18	643	7:50
2018-19	644	7:51
TOTALS	56,847	15:31

TEAM	SHUTOUTS	AGAINST
1972-73	.0	11
1973-74	.0	8
1974-75	.6	1
1975-76	.10	0
1976-77	.6	4
1977-78	.6	1
1978-79	.3	0
1979-80	.5	3
1980-81	.5	0
1981-82	.0	1
1982-83	.2	6
1983-84	.2	2
1984-85	.2	1
1985-86	.2	3
1986-87	.1	1
1987-88	.5	1
1988-89	.0	3
1989-90	.5	3
1990-91	.0	4
1991-92	.1	1
1992-93	.1	3
1993-94	.5	3
1994-95	.1	1
1995-96	.3	1
1996-97	.5	5
1997-98	.8	2
1998-99	.5	5
1999-00	.3	9
2000-01	.2	10
2001-02	.6	4
2002-03	.3	8
2003-04	.6	8
2004-05		NO NHL SEASON DUE TO LOCKOUT
2005-06	.1	5
2006-07	.5	6
2007-08	.3	7
2008-09	.3	5
2009-10	.3	6
2010-11	.2	6
2011-12	.3	9
2012-13	.3	4
2013-14	.4	6
2014-15	.6	3
2015-16	.4	4
2016-17	.4	3
2017-18	.2	5
2018-19	.11	5
TOTALS	163	187

TEAM	SHOTS FOR	AGAINST
1972-73	1952	2690
1973-74	1959	2348
1974-75	2364	2351
1975-76	2438	2286
1976-77	2361	2276
1977-78	2490	2183
1978-79	2300	2309
1979-80	2219	2396
1980-81	2417	2418
1981-82	2426	2373
1982-83	2364	2335
1983-84	2458	2701
1984-85	2415	2591
1985-86	2352	2658
1986-87	2480	2226
1987-88	2417	2529
1988-89	2429	2463
1989-90	2359	2682
1990-91	2168	2495
1991-92	2226	2630
1992-93	2616	2470
1993-94	2511	2561
1994-95	1357	1448
1995-96	2310	2627
1996-97	2188	2481
1997-98	2119	2358
1998-99	2157	2331
1999-00	2147	2742
2000-01	2257	2378
2001-02	2319	2285
2002-03	2427	2318
2003-04	2341	2244
2005-06	2481	2549
2006-07	2459	2672
2007-08	2435	2488
2008-09	2372	2751
2009-10	2493	2619
2010-11	2408	2620
2011-12	2410	2469
2012-13	1485	1352
2013-14	2537	2464
2014-15	2771	2321
2015-16	2412	2495
2016-17	2480	2616
2017-18	2572	2918
2017-18	2360	2534
TOTALS	107,018	112,051

SEASON LEADERS

	PLAYER	GOALS	PLAYER	ASSISTS	PLAYER	POINTS	PLAYER	PIM
1972-73	Harris	28	Westfall	31	Harris	50	Hart	158
1973-74	Harris/Stewart	23	D. Potvin	37	D. Potvin	54	Howatt	204
1974-75	Nystrom	27	D. Potvin	55	D. Potvin	76	Hart	143
1975-76	Gillies	34	D. Potvin	67	D. Potvin	98	Howatt	197
1976-77	Gillies	33	D. Potvin	55	D. Potvin	80	Howatt	182
1977-78	Bossy	53	Trottier	77	Trottier	123	Howatt	146
1978-79	Bossy	69	Trottier	87	Trottier	134	Howatt	205
1979-80	Bossy	51	Trottier	62	Trottier	104	Howatt	219
1980-81	Bossy	68	Trottier	72	Bossy	119	Howatt	174
1981-82	Bossy	64	Bossy	83	Bossy	147	B. Sutter	114
1982-83	Bossy	60	Bossy	58	Bossy	118	B. Sutter	128
1983-84	Bossy	51	Trottier	71	Bossy	118	D. Sutter	94
1984-85	Bossy	58	B. Sutter	60	Bossy	117	D. Sutter	174
1985-86	Bossy	61	Bossy	62	Bossy	123	D. Sutter	157
1986-87	Bossy/LaFontaine	38	Trottier	64	Trottier	87	Curran	356
1987-88	LaFontaine	47	Trottier	52	LaFontaine	92	Kerr	198
1988-89	LaFontaine	45	LaFontaine	43	LaFontaine	88	Pilon	242
1989-90	LaFontaine	54	LaFontaine	51	LaFontaine	105	Vukota	290
1990-91	LaFontaine	41	LaFontaine	44	LaFontaine	85	Baumgartner	282
1991-92	Ferraro/King	40	Turgeon	49	Turgeon	87	Vukota	293
1992-93	Turgeon	58	Turgeon	74	Turgeon	132	Vukota	216
1993-94	Thomas	42	Turgeon	56	Turgeon	94	Vukota	237
1994-95	Ferraro	22	Ferraro	21	Ferraro	43	Vukota	109
1995-96	Palfy	43	Green	45	Palfy	87	Severyn	180
1996-97	Palfy	48	Palfy	42	Palfy	90	Pilon	179
1997-98	Palfy	45	Palfy	42	Palfy	87	Pilon	291
1998-99	Palfy	22	Reichel	37	Reichel	56	Odjick	133
1999-00	Czerkawski	35	Czerkawski	35	Czerkawski	70	Cairns	196
2000-01	Czerkawski	30	Czerkawski	32	Czerkawski	62	Chara	157
2001-02	Yashin	32	Yashin	43	Yashin	75	Cairns	176
2002-03	Scatchard	27	Yashin	39	Yashin	65	Cairns	124
2003-04	Czerkawski/Hunter	25	Kvasha	36	Hunter/Kvasha	51	Cairns	189
2004-05				NO NHL SEASON DUE TO LOCKOUT				
2005-06	Satan	35	York	39	Satan/Yashin	66	Godard	115
2006-07	Blake	40	Poti	38	Blake	69	Witt	131
2007-08	Guerin	23	Hunter	29	Comrie	49	Comrie	87
2008-09	Okposo	18	Streit	40	Streit	56	Jackman	155
2009-10	Moulson	30	Streit	38	Tavares	54	Jackman	98
2010-11	Grabner	34	Tavares	38	Tavares	67	Konopka	307
2011-12	Moulson	36	Tavares	50	Tavares	81	Martin	121
2012-13	Tavares	28	Moulson	29	Tavares	47	Martin	63
2013-14	Okposo	27	Okposo/Tavares	42	Okposo	69	Carkner	149
2014-15	Tavares	38	Tavares	48	Tavares	86	Martin	114
2015-16	Tavares	33	Okposo	42	Tavares	70	Martin	119
2016-17	Lee	34	Bailey	43	Tavares	66	Hamonic	60
2017-18	Lee	40	Barzal	63	Barzal	85	Johnston	62
2018-19	Lee	28	Barzal	44	Barzal	62	Mayfield	68

OPPONENTS

IN THE PAST

STANLEY CUP PLAYOFFS

MEDIA INFORMATION

SEASON LEADERS (continued)

PLAYER	PPG	PLAYER	SHG	PLAYER	GWG	PLAYER	GTG
1972-73 Harris	6	Gagnon/Crisp	1	3 tied with2	6 tied with	1
1973-74 D. Potvin/Westfall	6	Stewart	5	Nystrom5	3 tied with	3
1974-75 Gillies	8	Henning	4	Harris5	Gillies/Howatt	3
1975-76 D. Potvin	18	Henning	4	Gillies6	Trottier	3
1976-77 Gillies	12	Henning	6	Parise7	4 tied with	2
1977-78 Bossy	25	Henning/Trottier	2	Bourne8	Bossy/Gilles	2
1978-79 Bossy	27	D. Potvin	3	Bossy9	Bossy/Trottier	2
1979-80 Bossy/Trottier	15	Kallur	4	Bossy8	3 tied with	2
1980-81 Bossy	28	Bourne	7	Bossy10	Kallur	4
1981-82 Trottier	18	Goring	5	Bossy/Trottier10	3 tied with	2
1982-83 Bossy	19	Goring	5	Bossy7	Bossy	3
1983-84 Potvin	11	Goring	5	Bossy11	Bourne	2
1984-85 Bossy	14	Trottier	5	Bossy7	Tonelli	2
1985-86 Bossy	21	4 tied with	1	Bossy9	Bossy/B. Sutter	2
1986-87 LaFontaine	19	B. Sutter	3	B. Sutter8	Makela	2
1987-88 LaFontaine/Trotier	15	Makela/B. Sutter	2	LaFontaine7	LaFontaine	2
1988-89 B. Sutter	17	B. Sutter	2	Volek7	Wood	1
1989-90 B. Sutter	17	B. Sutter/McDonough	3	LaFontaine8	Crossman/Nylund	2
1990-91 LaFontaine	12	B. Sutter/LaFontaine	2	LaFontaine5	5 tied with	1
1991-92 King	21	DiMaio/Fitzgerald	2	King/Turgeon6	Ferraro/King	2
1992-93 Turgeon	24	Fitzgerald/Hogue	3	Turgeon10	Turgeon	2
1993-94 Thomas	17	Hogue/McInnis	5	King7	Ferraro	3
1994-95 King	7	Turgeon	2	3 tied with2	Ferraro	2
1995-96 Palffy	17	Andersson/Plante	2	Palffy6	3 tied with	1
1996-97 Green	10	Palffy	4	Palffy6	3 tied with	1
1997-98 Palffy	17	Chorske	4	Palffy5	Reichel	2
1998-99 Linden	8	Lapointe/Palffy	2	Watt4	Czerkawski	2
1999-00 Czerkawski	16	Jokinen/J. Jonsson	2	Czerkawski4	3 tied with	1
2000-01 Czerkawski	10	Lindgren	2	Scatchard5	3 tied with	1
2001-02 Yashin	15	Peca	6	Czerkawski/Parrish6	4 tied with	1
2002-03 Yashin	14	Bates	6	Yashin7	3 tied with	1
2003-04 Czerkawski	9	Blake	4	Hunter7	Czerkawski	2
2004-05				NO NHL SEASON DUE TO LOCKOUT			
2005-06 Satan	17	Blake	2	Bates4	N/A	-
2006-07 Blake	14	Sillinger/Park	2	Blake7	N/A	-
2007-08 Fedotenko	8	Park	4	Guerin5	N/A	-
2008-09 Streit	10	Bergenheim	4	Bergenheim4	N/A	-
2009-10 Tavares	11	Bergenheim	2	Moulson5	N/A	-
2010-11 Moulson/Tavares/Parenteau	9	Nielsen	7	Tavares4	N/A	-
2011-12 Moulson	14	Bailey	3	Tavares8	N/A	-
2012-13 Tavares	9	Grabner/Nielsen	2	Tavares5	N/A	-
2013-14 Tavares	8	Clutterback/Grabner	3	Okposo/Tavares4	N/A	-
2014-15 Tavares	13	Kulemin	3	Tavares8	N/A	-
2015-16 Lee	8	Clutterback/Nielsen	2	Clutterback/Tavares6	N/A	-
2016-17 Lee	9	Five Players	1	Lee6	N/A	-
2017-18 Lee	14	Tavares	2	Eberle7	N/A	-
2018-19 Lee	10	Cizikas	2	Eberle/Lee5	N/A	-

NEW YORK ISLANDERS SHUTOUTS FOR (163)

DATE	ISLANDERS	GOALTENDER	OPPOSING	SCORE	DATE	ISLANDERS	GOALTENDER	OPPOSING	SCORE
10/21/74	at Washington	Smith	Low	5-0	12/21/76	Boston	Smith	Cheevers	3-0
10/26/74	Minnesota	Smith	Rivard	4-0	3/6/77	at Colorado	Resch	Plasse	5-0
11/27/74	Toronto	Smith	Favell	6-0	3/16/77	at Chicago	Smith	Esposito	5-0
12/14/74	Los Angeles	Resch	Vachon	3-0	10/18/77	Los Angeles	Resch	Vachon	0-0
12/29/74	at Washington	Resch	Low	7-0	11/1/77	Atlanta	Smith/Hogosta*	Myre	9-0
2/25/75	St. Louis	Resch	Belanger	3-0	11/13/77	at Washington	Resch	Wolfe	6-0
10/11/75	Los Angeles	Resch	Vachon	7-0	12/7/77	at Chicago	Smith	Esposito	4-0
10/17/75	at Atlanta	Smith	Bouchard	2-0	1/14/78	at Washington	Resch	Bedard	4-0
10/23/75	Philadelphia	Resch	Stephenson	3-0	1/19/78	at St. Louis	Smith	Myre	3-0
12/7/75	at Buffalo	Resch	Desjardins	3-0	12/17/78	at Detroit	Smith	Vachon	3-0
12/9/75	Minnesota	Resch	Maniago	6-0	1/2/79	Vancouver	Resch	Hanlon	9-0
12/17/75	at NY Rangers	Smith	Davidson	3-0	3/31/79	Buffalo	Resch	Sauve	2-0
1/13/76	Detroit	Resch	Rutherford	1-0	12/2/79	at Winnipeg	Smith	Hamel	4-0
1/24/76	Los Angeles	Smith	Vachon	5-0	1/8/80	Vancouver	Resch	Hanlon	3-0
2/22/76	at Washington	Resch	Wolfe	4-0	2/9/80	Quebec	Smith	Dion	5-0
3/9/76	St. Louis	Resch	Johnston	4-0	2/12/80	Winnipeg	Resch	Mattson	0-0
10/7/76	at Philadelphia	Resch	Parent	3-0	3/2/80	at Pittsburgh	Resch	Holland	0-0
10/12/76	Atlanta	Resch	Bouchard	7-0	11/20/80	Hartford	Resch	Veisor	5-0
12/4/76	Buffalo	Resch	Desjardins	3-0	12/21/80	at Chicago	Resch	Esposito	9-0

NEW YORK ISLANDERS SHUTOUTS FOR (Continued)

DATE	ISLANDERS	GOALTENDER	OPPOSING	SCORE
1/20/81	. Calgary	. Resch	. Lemelin	5-0
1/22/81	. at Detroit	. Smith	. Lozinski	3-0
3/12/81	. at Edmonton	. Smith	. G. Edwards	5-0
10/14/82	. Pittsburgh	. Smith	. Herron	9-0
2/19/83	. Montreal	. Melanson	. Wamsley	5-0
11/5/83	. Buffalo	. Smith	. Sauve	4-0
3/27/84	. Montreal	. Smith	. Penney	7-0
12/21/84	. at Hartford	. Hruddy	. Millen	1-0
2/2/85	. at Pittsburgh	. Hruddy	. Romano	4-0
1/9/86	. Pittsburgh	. Hruddy	. Romano	9-0
2/11/86	. Vancouver	. Smith	. Brodeur	1-0
2/22/87	. at New Jersey	. Smith	. Chevrier	7-0
10/15/87	. at Philadelphia	. Hruddy	. LaForest	6-0
2/20/88	. Hartford	. Hruddy	. Weeks	3-0
3/1/88	. St. Louis	. Smith	. Millen	2-0
3/6/88	. at Quebec	. Hruddy	. Brunetta	2-0
3/20/88	. at Winnipeg	. Smith	. Reddick	6-0
11/30/89	. at Chicago	. Fitzpatrick	. Chevrier	2-0
12/5/89	. Buffalo	. Fitzpatrick	. Puppa	3-0
12/9/89	. NY Rangers	. Fitzpatrick	. Vanbiesbrouck	0-0
1/16/90	. Vancouver	. Healy	. McLean	3-0
2/4/90	. at Buffalo	. Healy	. Puppa	1-0
4/15/92	. New Jersey	. Healy	. Terreri	7-0
3/16/93	. at San Jose	. Healy	. Irbe	6-0
10/26/93	. Los Angeles	. Hextall	. Stauber	7-0
2/19/94	. Ottawa	. Hextall	. Madeley	4-0
2/21/94	. Washington	. Hextall	. Beaupre	4-0
2/25/94	. Philadelphia	. Hextall	. Roussel	2-0
4/13/94	. at Tampa Bay	. Hextall	. Puppa	2-0
3/23/95	. NY Rangers	. Soderstrom	. Richter	1-0
10/20/95	. Montreal	. Soderstrom	. Roy	2-0
2/25/96	. Edmonton	. Soderstrom	. Joseph	2-0
4/6/96	. Buffalo	. Fichaud	. Hasek/Trefilov	3-0
11/29/96	. at Washington	. Salo	. Kolzig	2-0
12/7/96	. Washington	. Salo	. Carey	2-0
2/15/97	. Florida	. Salo	. Fitzpatrick	1-0
3/2/97	. at Washington	. Salo	. Kolzig	2-0
3/13/97	. at Tampa Bay	. Salo	. Schwab	3-0
10/3/97	. Toronto	. Salo	. Healy	3-0
12/6/97	. Phoenix	. Salo	. Waite	4-0
12/17/97	. Buffalo	. Salo	. Hasek	4-0
1/30/98	. Carolina	. Salo	. Kidd	2-0
4/1/98	. Tampa Bay	. Flaherty	. Bierk	4-0
4/4/98	. NY Rangers	. Salo/Flaherty*	. Cloutier/Richter	3-0
4/6/98	. at Tampa Bay	. Flaherty	. Fitzpatrick	3-0
4/16/98	. Tampa Bay	. Flaherty	. Bierk	4-0
10/14/98	. at Tampa Bay	. Salo	. Puppa	2-0
10/17/98	. at St. Louis	. Salo	. Fuhr	1-0
10/27/98	. Los Angeles	. Salo	. Legace	1-0
11/12/98	. Montreal	. Salo	. Thibault	4-0
12/15/98	. at San Jose	. Salo	. Vernon	1-0
11/10/99	. at Carolina	. Potvin	. Irbe	2-0
12/27/99	. Boston	. Luongo	. Tallas	3-0
1/22/00	. Tampa Bay	. Weekes	. Hodson	2-0
11/1/00	. at Florida	. Flaherty	. Luongo	3-0
12/01/00	. at New Jersey	. Vanbiesbrouck	. Brodeur	2-0
10/06/01	. at Florida	. Osgood	. Luongo	3-0
10/17/01	. at Carolina	. Osgood	. Irbe	4-0
11/06/01	. Tampa Bay	. Osgood	. Khabibulin	3-0
12/06/01	. at Philadelphia	. Snow	. Cechmanek	2-0
2/12/02	. at Philadelphia	. Snow	. Cechmanek	1-0
3/12/02	. at Buffalo	. Osgood	. Biron	3-0
12/28/02	. Carolina	. Osgood	. Weekes	3-0
12/31/02	. at Buffalo	. Osgood	. Miller	1-0
2/19/03	. at San Jose	. Snow	. Nabokov	3-0
10/11/03	. at Buffalo	. DiPietro	. Miller	6-0
12/13/03	. Atlanta	. Snow	. Nurminen	3-0

DATE	ISLANDERS	GOALTENDER	OPPOSING	SCORE
1/24/04	. at Atlanta	. DiPietro	. Nurminen	3-0
2/24/04	. Boston	. DiPietro	. Potvin	0-0
3/21/04	. Tampa Bay	. DiPietro	. Grahame	3-0
3/23/04	. Washington	. DiPietro	. Kolzig/Yeates	3-0
4/8/06	. Washington	. DiPietro	. Johnson	5-0
11/15/06	. at Dallas	. DiPietro	. Turco	3-0
12/16/06	. Atlanta	. DiPietro	. Hedberg	6-0
12/23/06	. Columbus	. DiPietro	. Norrena	4-0
12/26/06	. NY Rangers	. DiPietro	. Lundqvist	2-0
2/7/07	. Philadelphia	. DiPietro	. Niittymaki	2-0
11/1/07	. Tampa Bay	. DiPietro	. Denis	4-0
11/16/07	. at New Jersey	. DiPietro	. Brodeur	1-0
2/21/08	. Tampa Bay	. DiPietro	. Ramo	1-0
2/21/09	. New Jersey	. Danis	. Clemmensen	4-0
2/28/09	. Buffalo	. Danis	. Lalime	2-0
3/27/09	. at Detroit	. MacDonald	. Osgood	2-0
10/31/09	. Buffalo	. Biron	. Miller	5-0
1/12/10	. Detroit	. Roloson	. Osgood	6-0
1/18/10	. New Jersey	. DiPietro	. Brodeur	4-0
11/26/10	. New Jersey	. DiPietro	. Hedberg	2-0
2/19/11	. Los Angeles	. Montoya	. Quick	3-0
1/17/12	. Washington	. Nabokov	. Vokoun	3-0
2/7/12	. Philadelphia	. Nabokov (SO)	. Bryzgalov	1-0
3/4/12	. New Jersey	. Nilsson	. Brodeur	1-0
2/23/13	. at Buffalo	. Nabokov	. Miller	4-0
3/14/13	. at Tampa Bay	. Nabokov	. Lindback	2-0
3/24/13	. Florida	. Nabokov	. Markstrom	3-0
12/23/13	. at Detroit	. Nabokov	. Mrizek	3-0
2/4/14	. at Washington	. Nabokov	. Neuvirth	1-0
3/23/14	. Columbus	. Nabokov	. Bobrovsky	2-0
4/10/14	. at Montreal	. Nabokov	. Price	2-0
11/8/14	. at Arizona	. Halak	. Smith	1-0
11/11/14	. vs. Colorado	. Halak	. Varlamov	6-0
11/24/14	. vs. Philadelphia	. Halak (SO)	. Mason	1-0
1/13/15	. at NY Rangers	. Halak	. Lundqvist	3-0
3/21/15	. at New Jersey	. Halak	. Schneider	3-0
4/4/15	. vs. Buffalo	. Halak	. Makarov	3-0
10/20/15	. at Columbus	. Halak	. McElhinney	4-0
10/26/15	. vs. Calgary	. Halak	. Ortio	4-0
12/13/15	. vs. New Jersey	. Greiss	. Schneider	4-0
2/19/16	. at New Jersey	. Halak	. Schneider	1-0
12/1/16	. at Washington	. Halak	. Holtby	3-0
1/16/17	. at Boston	. Greiss	. Rask	4-0
1/19/17	. vs. Dallas	. Greiss	. Lehtonen	3-0
4/6/17	. at Carolina	. Halak	. Lack	3-0
2/15/18	. vs. NY Rangers	. Halak	. Lundqvist	3-0
2/16/18	. at Carolina	. Greiss	. Ward	3-0
10/8/18	. vs. San Jose	. Lehner	. Jones	4-0
11/3/18	. vs. New Jersey	. Greiss	. Kinkaid	3-0
12/29/18	. at Toronto	. Lehner	. Sparks	4-0
1/18/19	. at Washington	. Greiss	. Holtby	2-0
1/20/19	. vs. Anaheim	. Lehner	. Johnson	3-0
2/1/19	. vs. Tampa Bay	. Greiss (SOL)	. Vasilevskiy	0-1
2/14/19	. at Columbus	. Greiss	. Bobrovsky	3-0
2/23/19	. at Vancouver	. Lehner	. Markstrom	4-0
3/11/19	. vs. Columbus	. Greiss	. Bobrovsky	2-0
3/24/19	. vs. Arizona	. Lehner	. Kuemper	2-0
4/6/19	. at Washington	. Lehner	. Copley	3-0

*NHL rules state when more than one goaltender appears in a shutout that shutout is credited to the team and not the individual.

Total-163, Home-91, Road-72 / Resch-25, Smith-22, DiPietro-16, Salo-14, Halak - 12, Greiss - 9, Nabokov - 9, Hruddy-6, Lehner - 6, Osgood-6, Hextall-5, Healy-4, Flaherty-4, Snow-4, Fitzpatrick-3, Soderstrom-3, Danis-2, Biron-1, Fichaud-1, Luongo-1, MacDonald-1, Melanson-1, Montoya-1, Nilsson-1, Potvin-1, Roloson-1, Vanbiesbrouck-1, Weekes-1, Team-2

OPPONENTS

IN THE PAST

STANLEY CUP PLAYOFFS

MEDIA INFORMATION

NEW YORK ISLANDERS HAT TRICKS (184)

	DATE	PLAYER	OPPONENT	GOALTENDER	SCORE	DATE	PLAYE	OPPONENT	GOALTENDER	SCORE
OPPONENTS	11/1/72	Germain Gagnon	at California	Gilles Meloche	6-2	1/17/81	Mike Bossy	Washington	Rollie Boutin	6-4
	1/23/73	Craig Cameron	California	Marv Edwards	8-1	3/3/81	Mike Bossy	Edmonton	Ed Mio	8-1
	3/3/73	Bob Cook	Vancouver	Ed Dyck	9-3	3/24/81	Bryan Trottier	at St. Louis	Mike Liut	5-3
	12/22/73	Ralph Stewart	at St. Louis	Wayne Stephenson	4-2	11/26/81	Bryan Trottier	St. Louis	Mike Liut (2), Gary Edwards (1)	9-2
	1/31/74	Bob Nystrom	at Los Angeles	Rogie Vachon	4-2	1/7/82	Bryan Trottier	at Philadelphia	Rick St. Croix	5-4
	3/3/74	Bill Harris	at Buffalo	Dave Dryden	3-4	2/2/82	Brent Sutter	Washington	Dave Parro	7-6
	4/6/74	Bill Harris	Minnesota	Fern Rivard	4-2	2/6/82	Mike Bossy	Detroit	Gilles Gilbert	6-2
	10/28/74	Ed Westfall	California	Gary Simmons	10-1	2/13/82	Bryan Trottier (5)	Philadelphia	Pete Peeters	8-2
	10/28/74	Bill MacMillan	California	Gary Simmons	10-1	3/2/82	Bryan Trottier	Calgary	Rejean Lemelin	6-3
	1/25/75	Denis Potvin	Los Angeles	Gary Edwards	5-5	3/4/82	Mike Bossy	Toronto	Michel Larocque (2), Vincent Tremblay (1)	10-1
IN THE PAST	2/22/75	Ed Westfall	at Montreal	Michel Larocque	7-6	3/4/82	Denis Potvin	Toronto	Michel Larocque (2), Vincent Tremblay (1)	10-1
	10/11/75	Bryan Trottier	Los Angeles	Rogie Vachon	7-0	3/23/82	Mike Bossy (4)	Washington	Al Jensen (2), Dave Parro (2)	8-1
	11/4/75	Jean Paul Parise	California	Gilles Meloche	5-3	10/14/82	Butch Goring	Pittsburgh	Denis Herron	9-0
	12/20/75	Garry Howatt	at St. Louis	Yves Belanger	7-1	10/21/82	Bryan Trottier	Washington	Pat Riffin	6-3
	12/30/75	Bob Nystrom	Philadelphia	Wayne Stephenson	6-2	12/17/82	Mike Bossy	at NY Rangers	Ed Mio	5-2
	1/6/76	Jude Drouin	Kansas City	Bill McKenzie	8-1	1/15/83	John Tonelli	Los Angeles	Doug Keans	5-2
	1/22/76	Jean Potvin	Detroit	Pete McDuffe	8-1	1/27/83	Mike Bossy	at Los Angeles	Gary Laskowski	6-4
	3/14/76	Garry Howatt	at Chicago	Tony Esposito	5-3	2/10/83	Mike Bossy	Washington	Al Jensen	8-3
	11/19/76	Clark Gillies	at Vancouver	Cesare Maniago (2), Curt Ridley (1)	6-4	3/17/83	Mike Bossy	at New Jersey	Glenn Resch	9-5
	1/10/77	Bob Nystrom	Philadelphia	Bernie Parent	8-3	3/19/83	Mats Hallin	Philadelphia	Bob Froese	9-2
STANLEY CUP PLAYOFFS	3/16/77	Garry Howatt	at Chicago	Tony Esposito	5-0	10/6/83	Mike Bossy	at Montreal	Rick Wamsley	7-4
	4/3/77	Bryan Trottier	at NY Rangers	John Davidson	5-2	10/29/83	Mike Bossy	New Jersey	Glenn Resch	5-3
	11/1/77	Bryan Trottier (4)	Atlanta	Phil Myre	9-0	11/11/83	Bryan Trottier	at Pittsburgh	Michel Dion	6-5
	2/4/78	Mike Bossy	Washington	Bernie Wolfe	6-1	11/15/83	Mike Bossy	Hartford	Greg Millen	6-4
	2/11/78	Denis Potvin	Detroit	Ron Low	8-5	11/26/83	Mike Bossy	Chicago	Tony Esposito	9-3
	10/14/78	Denis Potvin	at Toronto	Mike Palmateer	7-10	11/29/83	Brent Sutter	at St. Louis	Rick Heinz	5-5
	11/21/78	Bryan Trottier	at Colorado	Bill Oleschuk (2), Michel Plasse (1)	7-1	12/13/83	Butch Goring (4)	Edmonton	Grant Fuhr	8-5
	12/7/78	Mike Bossy	St. Louis	Ed Staniowski	7-1	1/18/84	Mike Bossy	at Chicago	Tony Esposito	9-1
	12/23/78	Bryan Trottier (5)	NY Rangers	Wayne Thomas (4), John Davidson (1)	9-4	1/18/84	Bill Carroll	at Chicago	Tony Esposito	9-1
	12/28/78	Mike Bossy	at Atlanta	Dan Bouchard	10-4	2/25/84	Greg Gilbert	New Jersey	Ron Low	7-1
MEDIA INFORMATION	1/2/79	Mike Bossy	Vancouver	Glen Hanlon	9-0	3/3/84	Pat LaFontaine	at Toronto	Allan Bester (1), Rick St. Croix (2)	11-6
	1/16/79	Denis Potvin	Washington	Gary Inness	6-2	3/13/84	Bob Bourne	at New Jersey	Glenn Resch	5-1
	2/27/79	Clark Gillies	Montreal	Ken Dryden	7-3	10/17/84	Clark Gillies	at Detroit	Greg Stefan	6-4
	3/13/79	Mike Bossy	Boston	Gerry Cheevers	7-2	10/20/84	Mike Bossy (4)	Los Angeles	Bob Janecyk	8-3
	3/15/79	Bryan Trottier	Toronto	Mike Palmateer	6-2	10/23/84	Brent Sutter	Vancouver	Frank Caprice	6-5
	4/7/79	Mike Bossy (4)	Philadelphia	Wayne Stephenson (3), Robbie Moore (1)	9-2	11/1/84	Mike Bossy (4)	at Montreal	Steve Penney (3), Doug Soetaert (1)	5-6
	10/20/79	Bill Harris	Hartford	John Garrett	5-1	11/17/84	Mike Bossy	NY Rangers	Glen Hanlon (1), John Vanbiesbrouck (2)	10-4
	10/27/79	Bryan Trottier	Chicago	Tony Esposito	6-4	12/18/84	John Tonelli	Winnipeg	Marc Behrend	7-4
	12/27/79	Mike Bossy	at Montreal	Michel Larocque	6-3	1/2/85	Brent Sutter	at Detroit	Greg Stefan (1), Corrado Micallef (2)	7-2
	3/4/80	Mike Bossy	Edmonton	Ed Mio (1), Jim Corsi (2)	6-4	2/7/85	Mike Bossy	NY Rangers	John Vanbiesbrouck (2), Empty Net (1)	7-5
3/30/80	Butch Goring	at Quebec	Goran Hogosta	9-6	11/6/85	Patrick Flatley (4)	at Toronto	Don Edwards	5-4	
10/28/80	Mike Bossy	Montreal	Denis Herron	6-2	11/27/85	Mike Bossy	at Minnesota	Don Beaupre	4-4	
11/8/80	Mike Bossy	Chicago	Tony Esposito	7-3	1/24/86	Bryan Trottier	at Washington	Pete Peeters (2), Empty Net Goal (1)	7-5	
11/11/80	Mike Bossy (4)	Minnesota	Gilles Meloche	6-6	2/15/86	Mike Bossy	New Jersey	Glenn Resch	6-5	
11/18/80	Mike Bossy	at St. Louis	Mike Liut	7-2	3/11/86	Mike Bossy (4)	Calgary	Rejean Lemelin (2), Mike Vernon (2)	8-4	
11/30/80	Anders Kallur	at Quebec	Michel Plasse	7-3	3/20/86	Mike Bossy	at Toronto	Ken Wregget	7-1	
12/14/80	Mike Bossy	at Winnipeg	Pierre Hamel	5-4						
12/21/80	Mike Bossy	at Chicago	Tony Esposito	9-0						
12/30/80	Butch Goring	Colorado	Hardy Astrom (2), Jari Kaarela (1)	9-3						
1/6/81	John Tonelli (5)	Toronto	Jiri Crha	6-3						
1/13/81	Mike Bossy (4)	Pittsburgh	Greg Millen	6-3						

NEW YORK ISLANDERS HAT TRICKS (184) (continued)

DATE	PLAYER	OPPONENT	GOALTENDER	SCORE	DATE	PLAYER	OPPONENT	GOALTENDER	SCORE
11/29/86	Mike Bossy	Philadelphia	Ron Hextall	5-6	4/17/99	Zigmund Palffy	at Pittsburgh	Tom Barrasso (1), Peter Skudra (2)	7-2
12/20/86	Brent Sutter	NY Rangers	John Vanbiesbrouck	5-2	4/9/00	Mariusz Czerkawski	Florida	Trevor Kidd	3-2
3/8/87	Mike Bossy	at Chicago	Murray Bannerman	6-5	10/11/01	Mark Parrish	at New Jersey	Martin Brodeur (2), Empty Net (1)	6-4
10/20/87	Bryan Trottier	Calgary	Doug Dadswell (1), Mike Vernon (2)	5-4	11/24/01	Mark Parrish	Anaheim	Jean-Sebastien Giguere (1), 5-3 Steve Shields (2)	
11/10/87	Pat LaFontaine	Washington	Clint Malarchuk	4-3	11/27/01	Mariusz Czerkawski	Washington	Craig Billington	5-5
12/4/87	Mikko Makela	at Washington	Clint Malarchuk	6-4	1/30/02	Alexei Yashin	at NY Rangers	Mike Richter	6-3
2/16/88	Greg Gilbert	Calgary	Doug Dadswell	9-3	1/3/03	Mark Parrish	Boston	John Grahame	8-4
1/14/89	Pat LaFontaine	Chicago	Ed Belfour	3-5	1/7/03	Dave Scatchard	Pittsburgh	Jean-Sebastien Aubin	6-3
1/21/89	Pat LaFontaine	Minnesota	John Casey (2), Kari Takko (1)	8-6	1/11/03	Jason Blake	Atlanta	Byron Dafoe	7-3
10/20/89	Mick Vukota	at Washington	Don Beaupre	5-3	2/11/03	Dave Scatchard	Tampa Bay	Nikolai Khabibulin	6-2
12/31/89	Pat LaFontaine	at Buffalo	Daren Puppa	4-2	3/25/03	Alexei Yashin (4)	at Chicago	Craig Anderson (2), Steve Passmore (2)	9-2
1/19/90	Randy Wood	at Winnipeg	Bob Essensa	6-4	3/19/04	Jason Blake	Minnesota	Dwayne Roloson (2) Empty Net (1)	3-1
2/6/90	Pat LaFontaine	at Pittsburgh	Tom Barrasso	8-7	11/26/05	Jason Blake	at Philadelphia	Antero Niittymaki	4-2
2/6/90	Derek King	at Pittsburgh	Tom Barrasso	8-7	2/4/06	Miroslav Satan	at Pittsburgh	Marc-Andre Fleury	5-4
3/17/90	Brent Sutter	NY Rangers	John Vanbiesbrouck	6-3	12/3/06	Viktor Kozlov (4)	at NY Rangers	Henrik Lundqvist (1) Kevin Weeks (2)	7-4
10/27/90	Pat LaFontaine	Philadelphia	Ron Hextall (2), Ken Wregget (1)	5-2	12/19/06	Jason Blake	at NY Rangers	Kevin Weekes	4-3
12/20/90	David Volek	Hartford	Peter Sidorkiewicz	4-2	2/27/07	Jason Blake	Philadelphia	Antero Niittymaki	6-5
12/23/90	Patrick Flatley	at Pittsburgh	Frank Pietrangelo	4-3	10/18/07	Bill Guerin	at Washington	Olaf Kolzig	5-2
12/31/90	Derek King (4)	Quebec	Ron Tugnutt	6-3	3/7/09	Sean Bergenheim	New Jersey	Martin Brodeur (2) Empty Net (1)	7-3
10/15/91	Derek King	Pittsburgh	Tom Barrasso	6-7	10/31/09	Jeff Tambellini	Buffalo	Ryan Miller (2) Patrick Lalime (1)	5-0
11/30/91	Pierre Turgeon	Washington	Mike Liut	8-1	12/3/09	Matt Moulson	at Atlanta	Ondrej Pavelec	4-1
12/10/91	Ray Ferraro	St. Louis	Curtis Joseph	7-7	3/2/10	Blake Comeau	Chicago	Cristobal Huet	5-3
1/1/92	Derek King	at Washington	Don Beaupre	5-8	10/23/10	John Tavares	at Florida	Thomas Vokoun	3-4
1/7/92	Ray Ferraro (4)	at Detroit	Tim Cheveldae	5-2	1/15/11	John Tavares	Buffalo	Ryan Miller	5-3
2/20/92	Pierre Turgeon	NY Rangers	John Vanbiesbrouck	6-2	2/13/11	Michael Grabner	at Buffalo	Ryan Miller	7-6
4/15/92	Steve Thomas (4)	New Jersey	Chris Terreri (2), Martin Brodeur (2)	7-0	2/21/11	Matt Moulson	Florida	Thomas Vokoun	5-1
10/24/92	Benoit Hogue	Hartford	Sean Burke	4-2	10/15/11	John Tavares	at NY Rangers	Henrik Lundqvist	4-2
11/22/92	Pierre Turgeon	at Edmonton	Bill Ranford	5-5	12/3/11	Matt Moulson (4)	at Dallas	Andrew Raycroft	5-4
1/16/93	Pierre Turgeon	at New Jersey	Chris Terreri	5-3	2/16/13	John Tavares	New Jersey	Johna Hedberg	5-1
2/20/93	Pierre Turgeon	Pittsburgh	Tom Barrasso	4-2	1/6/14	John Tavares	Dallas	Kari Lehtonen	7-3
4/16/93	Pierre Turgeon	New Jersey	Chris Terreri (1), Craig Billington (2)	8-4	10/25/14	Frans Nielsen	Dallas	Anders Lindback	7-5
10/23/93	Derek King	Ottawa	Darrin Madeley	5-5	1/16/15	Kyle Okposo (4)	Pittsburgh	Marc-Andre Fleury	6-3
11/17/93	Pierre Turgeon	at Ottawa	Daniel Berthiaume (2), Craig Billington (1)	8-1	1/12/16	Brock Nelson	Columbus	Anton Forsberg	5-2
11/27/93	Steve Thomas	NY Rangers	Mike Richter (2), Glenn Healy (1)	6-4	2/7/16	Kyle Okposo	Edmonton	Cam Talbot	8-1
11/30/93	Travis Green	Washington	Rick Tabaracci	6-4	1/13/17	John Tavares	at Florida	Roberto Luongo	5-2
2/1/94	Patrick Flatley	San Jose	Arturs Irbe	5-4	10/24/17	John Tavares	Arizona	Louis Domingue	5-3
3/9/94	Pierre Turgeon	at Vancouver	Kay Whitmore	4-5	10/28/17	John Tavares	at Nashville	Juuse Saros	6-2
2/4/96	Niklas Andersson	Dallas	Allan Bester	5-3	12/14/17	Josh Bailey	at Columbus	Sergei Bobrovsky	4-6
3/3/96	Zigmund Palffy	Winnipeg	Nikolai Khabibulin	5-7	12/23/17	Mathew Barzal	Winnipeg	Steve Mason	5-2
3/5/96	Zigmund Palffy	Boston	Bill Ranford	5-3	2/9/18	Brock Nelson	Detroit	Petr Mrazek	7-6
1/24/97	Derek King	at Hartford	Sean Burke	5-2	11/15/18	Anthony Beauvillier	NY Rangers	Alexandar Georgiev	7-5
3/29/97	Zigmund Palffy	Boston	Jim Carey(1) Paxton Schafer (2)	8-2	12/29/18	Mathew Barzal	at Toronto	Garret Sparks	4-0
10/16/97	Zigmund Palffy	at San Jose	Mike Vernon	5-2					
11/26/97	Robert Reichel	NY Rangers	Mike Richter	4-1					
1/28/98	Zigmund Palffy	Philadelphia	Garth Snow	6-1					

OPPONENTS

IN THE PAST

STANLEY CUP PLAYOFFS

MEDIA INFORMATION

PENALTY SHOTS FOR (62)

DATE	PLAYER	OPPONENT	GOALTENDER	SCORE	DATE	PLAYER	OPPONENT	GOALTENDER	SCORE
Bill Harris	10/12/72	Los Angeles	Vachon	Failed	Jason Blake	1/24/04	at Atlanta	Nurminen	Failed
Ralph Stewart	3/5/74	Pittsburgh	Brown	Failed	Miroslav Satan	10/10/05	Florida	Luongo	Failed
Lorne Henning	2/1/75	at Detroit	Rutherford	Scored	Robert Nilsson	3/4/06	Philadelphia	Nittymaki	Failed
Bryan Trottier	1/27/76	Minnesota	Maniago	Failed	Sean Bergenheim	3/31/06	Pittsburgh	Caron	Failed
Clark Gillies	11/13/77	at Washington	Wolfe	Scored	Miroslav Satan	4/17/06	at Pittsburgh	Fleury	Failed
Anders Kallur	12/14/80	at Winnipeg	Hamel	Failed	Ryan Smyth	3/13/07	at Montreal	Aebischer	Scored
Clark Gillies	12/8/82	at Detroit	Micalef	Failed	Richard Park	10/27/07	Carolina	Grahame	Failed
Bob Bourne	2/17/83	Pittsburgh	Herron	Failed	Kyle Okposo	10/10/08	at New Jersey	Brodeur	Failed
Bryan Trottier	1/5/85	Buffalo	Barrasso	Failed	Doug Weight	10/25/08	Carolina	Ward	Failed
Brent Sutter	12/26/86	at Washington	Mason	Failed	Sean Bergenheim	2/26/09	Toronto	Toskala	Failed
Alan Kerr	2/26/87	Pittsburgh	Riggin	Failed	Doug Weight	10/31/09	Buffalo	Lalime	Failed
Marty McInnis	3/8/92	at Buffalo	Draper	Failed	Kyle Okposo	1/19/10	at Pittsburgh	Johnson	Failed
Pierre Turgeon	11/7/92	Tampa Bay	Jablonski	Scored	Frans Nielsen	10/30/10	at Philadelphia	Bobrovsky	Scored
Benoit Hogue	2/16/93	Edmonton	Tugnutt	Scored	Frans Nielsen	12/9/10	at Boston	Rask	Scored
Zigmund Palffy	4/14/94	at Florida	Vanbiesbrouck	Failed	Michael Grabner	2/11/11	Pittsburgh	Johnson	Failed
Benoit Hogue	1/24/95	Philadelphia	Hextall	Scored	Matt Martin	3/8/11	Toronto	Reimer	Failed
Wendel Clark	12/21/95	at Dallas	Wakaluk	Failed	Michael Grabner	11/25/11	New Jersey	Hedberg	Failed
Robert Reichel	1/14/98	at Tampa Bay	Bierk	Scored	Michael Grabner	1/12/12	Philadelphia	Bobrovsky	Failed
Tom Chorske	3/7/98	Colorado	Roy	Scored	Michael Grabner	4/5/12	Winnipeg	Mason	Scored
Claude Lapointe	10/22/98	at NY Rangers	Richter	Failed	John Tavares	2/9/13	Failed	Miller	Failed
Mariusz Czerkawski	12/4/98	at Washington	Tabaracci	Failed	David Ullstrom	2/16/13	New Jersey	Hedberg	Failed
Brad Isbister	1/10/00	Phoenix	Burke	Scored	Michael Grabner	2/28/13	Toronto	Reimer	Failed
Claude Lapointe	1/12/00	at Florida	Vernon	Failed	Frans Nielsen	12/3/13	Pittsburgh	Fleury	Failed
Olli Jokinen	3/4/00	Buffalo	Hasek	Scored	Cal Clutterbuck	12/20/13	at NY Rangers	Lundqvist	Scored
Brad Isbister	3/16/00	at Atlanta	Rhodes	Failed	Michael Grabner	2/4/14	at Washington	Neuvirth	Failed
Tim Connolly	3/21/00	Pittsburgh	Aubin	Scored	John Tavares	10/12/15	vs. Winnipeg	Pavelec	Failed
Brad Isbister	10/11/00	at Toronto	Healy	Failed	Mikhail Grabovski	10/17/15	vs. San Jose	Stalock	Failed
Dave Scatchard	2/27/01	New Jersey	Brodeur	Failed	Jason Chimera	2/14/17	at Toronto	Andersen	Scored
Brad Isbister	2/10/02	at Minnesota	Roloson	Failed	John Tavares	2/18/17	at New Jersey	Schneider	Failed
Brad Isbister	10/15/02	Nashville	Vokoun	Failed	Anthony Beauvillier	3/30/19	vs. Buffalo	Hutton	Failed
Dave Scatchard	11/12/02	Ottawa	Prusek	Failed					
Michael Peca	11/19/03	at Florida	Luongo	Failed					

Totals: Scored: 16 Failed: 46

PENALTY SHOTS AGAINST (56)

DATE	PLAYER	OPPONENT	GOALTENDER	SCORE	DATE	PLAYER	OPPONENT	GOALTENDER	SCORE
Pit Martin	11/8/72	at Chicago	Desjardins	Failed	Vincent Lecavalier	1/02/06	Tampa Bay	Snow	Scored
Hartland Monahan	1/16/77	at Washington	Resch	Scored	Martin Straka	2/02/06	Rangers	DiPietro	Scored
Ron Sedlbauer	11/19/77	Vancouver	Smith	Failed	Eric Cole	1/6/07	at Carolina	DiPietro	Failed
Don Murdoch	1/28/78	NY—Rangers	Resch	Failed	Marian Hossa	2/1/07	at Atlanta	Dunham	Failed
Ron Sedlbauer	3/7/78	Vancouver	Resch	Failed	Evgeni Malkin	3/22/07	Pittsburgh	DiPietro	Failed
Rick MacLeish	3/20/78	at Philadelphia	Smith	Scored	Stephen Weiss	12/07/07	at Florida	DiPietro	Failed
Ross Lonsberry	12/5/78	Pittsburgh	Resch	Failed	Eric Perrin	2/28/08	at Atlanta	DiPietro	Scored
Charlie Simmer	11/24/79	at Los Angeles	Smith	Failed	Simon Gagne	2/14/09	at Philadelphia	Danis	Scored
Michel Goulet	1/26/84	Quebec	Hrudey	Scored	Tom Kostopoulos	4/2/09	Montreal	Danis	Failed
Bill Gardner	10/13/84	Chicago	Hrudey	Scored	Clarke MacArthur	10/16/09	Buffalo	Roloson	Scored
Ron Sutter	11/18/84	at Philadelphia	Hrudey	Failed	Marian Gaborik	10/11/10	NY Rangers	DiPietro	Failed
Doug Wilson	1/13/85	at Chicago	Smith	Failed	Benoit Pouliot	10/27/10	at Montreal	Roloson	Failed
Joe Mullen	12/2/86	at Calgary	Hrudey	Scored	Dustin Brown	11/13/10	at Los Angeles	Roloson	Scored
Mario Lemieux	1/19/88	Pittsburgh	Hrudey	Scored	Evander Kane	12/11/10	Atlanta	DiPietro	Failed
Doug Gilmour	10/7/89	at Calgary	Fitzpatrick	Failed	Kris Letang	12/29/10	Pittsburgh	DiPietro	Failed
Brett Hull	12/31/92	at St. Louis	Healy	Failed	Daniel Booth	3/19/11	at Florida	DiPietro	Failed
Andrew Cassels	4/6/94	at Hartford	Hextall	Scored	Tomas Kopecky	10/22/11	at Florida	Nabokov	Failed
Rob Zamuner	1/11/97	at Tampa Bay	Salo	Scored	Evander Kane	11/3/11	Winnipeg	DiPietro	Failed
Dan Kesa	1/13/00	at Tampa Bay	Luongo	Failed	Thomas Vanek	1/14/12	Buffalo	Nabokov	Failed
Miroslav Satan	3/4/00	Buffalo	Weekes	Failed	Michael Ferland	2/27/15	Calgary	Halak	Failed
Patrik Elias	12/01/00	at New Jersey	Vanbiesbrouck	Failed	Steven Stamkos	11/28/15	at Tampa Bay	Greiss	Failed
Markus Naslund	3/21/02	Vancouver	Osgood	Failed	Joe Thornton	11/25/16	at San Jose	Greiss	Failed
Michael Nylander	12/21/02	Washington	DiPietro	Failed-	Matt Nieto	1/6/17	vs. Colorado	Greiss	Failed
Mats Sundin	2/25/03	at Toronto	Snow	Failed	Jeff Skinner	3/13/7	at Carolina	Greiss	Scored
Patrick Elias	12/10/03	at New Jersey	Snow	Failed	Nolan Patrick	11/24/17	at Philadelphia	Greiss	Failed
Erik Cole	4/2/04	at Carolina	DiPietro	Failed	Darren Archibald	3/5/18	at Vancouver	Halak	Scored
Patrick Stefan	10/25/05	Atlanta	DiPietro	Failed	Connor McDavid	3/8/18	at Edmonton	Gibson	Failed
Dany Heatley	11/05/05	at Ottawa	DiPietro	Failed					
Peter Schaefer	12/30/05	at Ottawa	Snow	Failed					

Totals: Scored: 16 Failed: 40

TOP-TEN LISTS

GAMES

Bryan Trottier	. 1123
Denis Potvin	. 1060
Bob Nystrom	. 900
Clark Gillies	. 872
Bob Bourne	. 814
Josh Bailey	. 797
Mike Bossy	. 752
Patrick Flatley	. 712
Brent Sutter	. 694
Bill Smith	. 674

GOALS

Mike Bossy	. 573
Bryan Trottier	. 500
Denis Potvin	. 310
Clark Gillies	. 304
Pat LaFontaine	. 287
Brent Sutter	. 287
John Tavares	. 272
Bob Bourne	. 238
Bob Nystrom	. 235
Derek King	. 211

ASSISTS

Bryan Trottier	. 853
Denis Potvin	. 742
Mike Bossy	. 553
Clark Gillies	. 359
John Tavares	. 349
John Tonelli	. 338
Patrick Flatley	. 328
Brent Sutter	. 323
Stefan Persson	. 317
Bob Bourne	. 304

POINTS

Bryan Trottier	. 1353
Mike Bossy	. 1126
Denis Potvin	. 1052
Clark Gillies	. 663
John Tavares	. 621
Brent Sutter	. 610
Pat LaFontaine	. 566
John Tonelli	. 544
Bob Bourne	. 542
Bob Nystrom	. 513

PLUS/MINUS

Bryan Trottier	. 467
Denis Potvin	. 456
Mike Bossy	. 380
Clark Gillies	. 244
John Tonelli	. 215
Stefan Persson	. 176
Robert Bourne	. 162
David Lewis	. 146
Ken Morrow	. 142
Gerry Hart	. 132

OT GOALS

John Tavares	. 11
Josh Bailey	. 6
Kyle Okposo	. 6
Thomas Hickey	. 5
Mike Bossy	. 4
Pat LaFontaine	. 4
Pierre Turgeon	. 4
Michael Graber	. 3
Roman Hamrlik	. 3
Trent Hunter	. 3
Oleg Kvasha	. 3
Brock Nelson	. 3

PENALTY MINUTES

Mick Vukota	. 1879
Rich Pilon	. 1525
Garry Howatt	. 1466
Denis Potvin	. 1356
Bob Nystrom	. 1248
Duane Sutter	. 893
Clark Gillies	. 891
Eric Cairns	. 814
Bryan Trottier	. 798
Gerry Hart	. 783

POWER PLAY GOALS

Mike Bossy	. 180
Bryan Trottier	. 158
Denis Potvin	. 127
Clark Gillies	. 92
Brent Sutter	. 90
John Tavares	. 83
Derek King	. 81
Pat LaFontaine	. 79
Pierre Turgeon	. 50
Anders Lee	. 48

SHORTHANDED GOALS

Anders Kallur	. 19
Butch Goring	. 18
Lorne Henning	. 18
Bryan Trottier	. 17
Bob Bourne	. 16
Frans Nielsen	. 15
Shawn Bates	. 13
Brent Sutter	. 12
Michael Grabner	. 11
Claude Lapointe	. 11

GAME-WINNING GOALS

Mike Bossy	. 80
Bryan Trottier	. 69
Denis Potvin	. 44
John Tavares	. 42
Clark Gillies	. 41
Bob Nystrom	. 38
Bob Bourne	. 37
Brent Sutter	. 37
Pat LaFontaine	. 35
Derek King	. 30

SHOTS

Denis Potvin	. 3050
Mike Bossy	. 2709
Bryan Trottier	. 2626
Clark Gillies	. 2124
John Tavares	. 2110
Bob Nystrom	. 1823
Brent Sutter	. 1661
Pat LaFontaine	. 1639
Robert Bourne	. 1573
Derek King	. 1409

HAT TRICKS

Mike Bossy	. 39
Bryan Trottier	. 16
John Tavares	. 8
Pierre Turgeon	. 8
Pat LaFontaine	. 7
Derek King	. 6
Ziggy Palffy	. 6
Brent Sutter	. 6
Jason Blake	. 5
Denis Potvin	. 5

CONSECUTIVE GAMES

Billy Harris	. 576
Bob Nystrom	. 301
Matt Moulson	. 284
Denis Potvin	. 262

EMPTY NET GOALS

Bryan Trottier	. 27
John Tavares	. 20
Mike Bossy	. 15
Jason Blake	. 11
Michael Grabner	. 8
Frans Nielsen	. 8
Brent Sutter	. 8
Cal Clutterbuck	. 7
Casey Cizikas	. 7
Claude Lapointe	. 7

PENALTY SHOT GOALS

Benoit Hogue	. 2
Frans Nielsen	. 2

PENALTY SHOT ATTEMPTS

Michael Grabner	. 6
Brad Isbister	. 5
Frans Nielsen	. 3
John Tavares	. 3

SEASON OVERTIME RECORD

SEASON	OVERALL					HOME				ROAD							
	GP	W	L*	T	PCT**	GP	W	L	T	GP	W	L	T				
1983-84	10	3	3	4	.500	2	0	1	1	8	3	2	3				
1984-85	15	1	8	6	.266	7	1	3	3	8	0	5	3				
1985-86	17	4	1	12	.588	7	0	0	7	10	4	1	5				
1986-87	20	5	3	12	.550	9	3	1	5	11	2	2	7				
1987-88	13	3	0	10	.615	8	2	0	6	5	1	0	4				
1988-89	11	3	3	5	.500	5	2	0	3	6	1	3	2				
1989-90	16	3	2	11	.531	9	1	0	8	7	2	2	3				
1990-91	15	2	3	10	.467	7	0	1	6	8	2	2	4				
1991-92	16	3	2	11	.531	8	1	2	5	8	2	0	6				
1992-93	13	3	3	7	.500	5	0	2	3	8	3	1	4				
1993-94	19	5	2	12	.579	6	2	0	4	13	3	2	8				
1994-95	7	1	1	5	.500	3	0	0	3	4	1	1	2				
1995-96	17	2	5	10	.412	9	1	2	6	8	1	3	4				
1996-97	17	3	2	12	.529	7	2	1	4	10	1	1	8				
1997-98	13	0	2	11	.423	5	0	1	4	8	0	1	7				
1998-99	17	1	6	10	.353	11	0	4	7	6	1	2	3				
1999-00	15	5	1	9	.633	8	2	1	5	7	3	0	4				
2000-01	12	2	3	7	.458	3	1	1	1	9	1	2	6				
2001-02	18	6	4	8	.555	10	3	2	5	8	3	2	3				
2002-03	18	5	2	11	.583	8	3	0	5	10	2	2	6				
2003-04	17	2	4	11	.441	6	1	1	4	11	1	3	7				
2004-05						NO NHL SEASON DUE TO LOCKOUT											
2005-06	6	3	3	-	.500	4	2	2	-	2	1	1	-				
2006-07	9	2	7	-	.222	7	2	5	-	2	0	2	-				
2007-08	11	5	6	-	.455	7	3	4	-	4	2	2	-				
2008-09	7	3	4	-	.429	3	1	2	-	4	2	2	-				
2009-10	11	6	5	-	.545	3	1	2	-	8	5	3	-				
2010-11	14	7	7	-	.500	3	2	1	-	11	5	6	-				
2011-12	10	3	7	-	.300	6	2	4	-	4	1	3	-				
2012-13	6	2	4	-	.333	3	0	3	-	3	2	1	-				
2013-14	9	4	5	-	.444	6	2	4	-	3	2	1	-				
2014-15	7	6	1	-	.857	3	3	0	-	4	3	1	-				
2015-16	11	6	5	-	.545	4	0	4	-	7	6	1	-				
2016-17	14	6	8	-	.429	8	3	5	-	6	3	3	-				
2017-18	14	7	7	-	.500	7	4	3	-	7	3	4	-				
2018-19	8	6	2	-	.750	4	3	1	-	4	3	1	-				
TOTALS	453	128	131	194	.497	211	53	63	95	242	75	68	99				

Overtime records do not reflect results from shootouts.

* Starting in the 1999-00 season, an overtime loss earns one point for the losing team. Starting in the 2005-06 season, ties were eliminated.

** Percentage is calculated by dividing the number of points earned via wins and ties, by the number of possible points (Points awarded for OT losses are not counted in these percentages)

GOALTENDERS OVERTIME RECORD

Jean-Francois Berube 1-2-0	Christopher Gibson 1-3-0	Joey MacDonald 2-4-0	Dwayne Roloson 8-2-0
Martin Biron 1-3-0	Thomas Greiss 14-7-0	Roland Melanson 1-3-2	Tommy Salo 5-5-21
Marcel Cousineau 0-1-0	Jeff Hackett 4-2-1	Jamie McLennan 3-2-9	Bill Smith 5-6-19
Yann Danis 1-1-0	Jaroslav Halak 11-10-0	Al Montoya 2-6-0	Garth Snow 6-4-12
Rick DiPietro 10-21-8	Glenn Healy 5-3-21	Evgeni Nabokov 7-9-0	Tommy Soderstrom 0-3-9
Wade Dubielewicz 2-0-0	Ron Hextall 3-1-6	Michal Neuvirth 1-0-0	Chris Terreri 0-0-1
Mike Dunham 0-2-0	Kelly Hrudey 10-9-26	Anders Nilsson 1-2-0	John Vanbiesbrouck 1-2-5
Eric Fichaud 1-3-9	Nathan Lawson 0-1-0	Chris Osgood 7-4-10	Kevin Weekes 2-1-4
Mark Fitzpatrick 4-3-17	Robin Lehner 3-2-0	Kevin Poulin 2-0-0	Steve Weeks 0-0-2
Wade Flaherty 0-1-6	Roberto Luongo 2-0-1	Felix Potvin 1-2-4	

Overtime records do not reflect results from shootouts.

REGULAR SEASON OVERTIME GOALS FOR (128)

DATE	PLAYER	OPPONENT	SCORE	TIME
10/8/83	Bob Bourne	at Washington	8-7	0:24
12/28/83	Stefan Persson	at Los Angeles	6-5	4:54
2/19/84	John Tonelli	at New Jersey	5-4	3:40
10/13/84	Mike Bossy	Chicago	7-6	0:54
10/12/85	Bryan Trottier	at Los Angeles	5-4	0:48
11/24/85	Greg Gilbert	at Rangers	4-3	1:57
12/31/85	Mikko Makela	at Detroit	5-4	0:53
2/2/86	Mike Bossy	at New Jersey	3-2	3:28
11/8/86	Patrick Flatley	Detroit	2-1	4:11
11/18/86	Mike Bossy	at Quebec	4-3	4:45
12/23/86	Mike Bossy	Pittsburgh	4-3	3:25
1/24/87	Ari Haanpaa	at Quebec	2-1	2:28
3/14/87	Pat LaFontaine	New Jersey	7-6	1:01
11/1/87	Pat LaFontaine	at Boston	6-5	1:41
11/7/87	Rich Kromm	Detroit	4-3	1:46
11/10/87	Brad Lauer	Washington	4-3	4:25
11/5/88	Pat LaFontaine	Washington	4-3	0:10
3/11/89	Pat LaFontaine	New Jersey	3-2	1:04
3/29/89	Alan Kerr	at New Jersey	5-4	0:27
12/19/89	Don Maloney	New Jersey	5-4	3:18
2/6/90	Don Maloney	at Pittsburgh	8-7	4:28
2/10/90	Randy Wood	at Boston	4-3	2:13
11/15/90	Brent Sutter	at Calgary	5-4	4:18
12/23/90	Patrick Flatley	at Pittsburgh	4-3	4:29
2/6/92	Ray Ferraro	at Vancouver	5-4	2:48
2/17/92	Tom Fitzgerald	Winnipeg	5-4	2:55
2/28/92	Steve Thomas	at New Jersey	3-2	3:48
12/15/92	Derek King	at St. Louis (at Dallas)	4-3	2:33
2/28/93	Pierre Turgeon	at Hartford	7-6	2:39
4/2/93	Pierre Turgeon	at Rangers	3-2	3:41
10/10/93	Pierre Turgeon	at Anaheim	4-3	2:43
11/21/93	Pierre Turgeon	at Philadelphia	5-4	0:24
12/26/93	Benoit Hogue	Buffalo	4-3	2:28
3/22/94	Vladimir Malakhov	Tampa Bay	5-4	3:59
4/5/94	Benoit Hogue	at Washington	4-3	3:34
2/2/95	Ray Ferraro	at Philadelphia	5-4	1:47
10/31/95	Bob Sweeney	at Florida	5-4	3:56
1/30/96	Mathieu Schneider	Buffalo	5-4	2:19
11/13/96	Bryan McCabe	Vancouver	5-4	0:45
2/15/97	Claude Lapointe	Florida	1-0	2:46
3/26/97	Bryan Berard	at Buffalo	3-2	1:00
12/17/98	Bryan Berard	at Los Angeles	5-4	2:00
11/4/99	Jamie Heward	Montreal	2-1	0:47
1/29/00	Mathieu Biron	at Mont. Jose	3-2	2:43
2/10/00	Tim Connolly	Tampa Bay	5-4	3:49
3/5/00	Mariusz Czerkawski	at Philadelphia	4-3	0:59
3/10/00	Olli Jokinen	at Dallas	4-3	3:34
2/22/01	Roman Hamrlik	Philadelphia	4-3	4:42
3/20/01	Roman Hamrlik	at St. Louis	4-3	0:23
10/18/01	Radek Martinek	Carolina	2-1	3:43
10/26/01	Mariusz Czerkawski	at Carolina	3-2	3:01
10/28/01	Michael Peca	Dallas	3-2	3:25
12/29/01	Alexei Yashin	Montreal	6-5	1:10
2/12/02	Michael Peca	at Philadelphia	1-0	4:51
4/4/02	Oleg Kvasha	at Boston	2-1	3:29
10/15/02	Adrian Aucoin	Nashville	4-3	1:50
12/30/02	Roman Hamrlik	Florida	2-1	4:03
12/31/02	Jason Blake	at Buffalo	1-0	1:36
1/16/03	Oleg Kvasha	at St. Louis	3-2	1:59
3/1/03	Jason Blake	Buffalo	2-1	2:42
12/26/03	Mark Parrish	at New Jersey	4-3	1:25
2/3/04	Adrian Aucoin	Vancouver	5-4	0:36
11/1/05	Shawn Bates	Boston	4-3	4:31
1/4/06	Mark Parrish	Florida	4-3	2:15

DATE	PLAYER	OPPONENT	SCORE	TIME
1/17/06	Oleg Kvasha	at Chicago	2-1	3:02
10/21/06	Tom Poti	Carolina	4-3	0:23
2/27/07	Trent Hunter	Philadelphia	6-5	4:29
10/20/07	Bill Guerin	New Jersey	4-3	4:56
12/8/07	Mike Sillinger	at Tampa Bay	3-2	4:32
12/22/07	Richard Park	Washington	3-2	3:43
12/26/07	Mike Comrie	Toronto	4-3	4:50
2/28/08	Trent Hunter	at Atlanta	5-4	1:09
10/16/08	Trent Hunter	at Tampa Bay	4-3	0:51
11/3/08	Chris Campoli	Columbus	4-3	3:13
3/12/09	Kyle Okposo	at Montreal	3-2	0:26
10/30/09	Mark Streit	at Washington	4-3	0:53
11/13/09	Kyle Okposo	at Carolina	4-3	4:45
11/23/09	Josh Bailey	at Toronto	4-3	4:17
12/12/09	Frans Nielsen	Boston	3-2	0:24
12/26/09	Kyle Okposo	at NY Rangers	3-2	4:13
3/27/10	Josh Bailey	at Columbus	4-3	2:58
10/18/10	John Tavares	at Toronto	2-1	3:26
10/21/10	Matt Moulson	at Tampa Bay	3-2	1:56
12/22/10	John Tavares	Tampa Bay	2-1	3:23
12/31/10	PA Parenteau	at Detroit	4-3	3:57
1/8/11	John Tavares	at Colorado	4-3	3:52
2/13/11	Michael Grabner	at Buffalo	7-6	2:55
3/8/11	Blake Comeau	Toronto	4-3	4:02
1/21/12	John Tavares	Carolina	2-1	3:58
2/3/12	Mark Eaton	at Ottawa	2-1	2:35
3/11/12	Mark Streit	Los Angeles	2-1	1:36
1/31/13	Brad Boyes	at New Jersey	5-4	2:01
2/21/13	Thomas Hickey	at Montreal	4-3	3:12
1/2/14	Kyle Okposo	Chicago	3-2	0:58
1/10/14	Michael Grabner	at Dallas	2-1	1:46
2/27/14	Lubomir Visnovsky	Toronto	5-4	1:55
3/4/14	Michael Grabner	at Edmonton	3-2	3:53
11/5/14	John Tavares	at Anaheim	3-2	2:18
11/26/14	John Tavares	Washington	3-2	4:36
12/2/14	Thomas Hickey	Ottawa	3-2	3:06
12/29/14	Johnny Boychuk	Washington	4-3	2:53
1/9/15	John Tavares	at New Jersey	3-2	3:05
3/9/15	John Tavares	at Toronto	4-3	4:38
10/24/15	Mikhail Grabovski	at St. Louis	3-2	4:00
12/12/15	Kyle Okposo	at Columbus	3-2	2:16
2/25/16	Josh Bailey	at Calgary	2-1	4:42
3/3/16	Kyle Okposo	at Winnipeg	4-3	2:20
3/26/16	Cal Clutterbuck	at Carolina	4-3	4:46
4/5/16	Thomas Hickey	at Washington	4-3	2:13
10/16/16	Josh Bailey	Anaheim	3-2	0:54
11/28/17	Thomas Hickey	Calgary	2-1	1:53
2/6/17	Brock Nelson	Toronto	6-5	2:42
3/9/17	Andrew Ladd	at Vancouver	4-3	1:33
3/14/17	John Tavares	at Carolina	3-2	0:34
4/4/17	Thomas Hickey	at Nashville	2-1	1:25
11/22/17	Josh Bailey	Philadelphia	4-3	0:32
11/24/17	Nick Leddy	at Philadelphia	5-4	2:44
12/16/17	Jordan Eberle	Los Angeles	4-3	1:54
12/27/17	Mathew Barzal	Buffalo	3-2	1:08
1/15/18	John Tavares	at Montreal	5-4	1:51
2/9/18	Brock Nelson	Detroit	7-6	3:15
4/7/18	John Tavares	at Detroit	4-3	3:16
10/4/18	Josh Bailey	at Carolina	2-1	0:43
11/23/18	Mathew Barzal	at New Jersey	4-3	3:40
1/3/19	Devon Toews	Chicago	3-2	1:48
1/15/19	Valtteri Filppula	St. Louis	2-1	1:37
2/9/19	Ryan Pulock	Colorado	4-3	2:23
3/17/19	Brock Nelson	at Minnesota	3-2	1:04

OPPONENTS

IN THE PAST

STANLEY CUP PLAYOFFS

MEDIA INFORMATION

REGULAR SEASON OVERTIME GOALS AGAINST (131)

DATE	PLAYER	OPPONENT	SCORE	TIME	DATE	PLAYER	OPPONENT	SCORE	TIME
10/23/83	Peter Sundstrom	at Rangers	6-5	1:13	1/30/07	Henrik Zetterberg	Detroit	4-3	2:57
12/30/83	Paul MacLean	at Winnipeg	4-3	0:29	3/1/07	Lee Stempniak	St. Louis	3-2	0:25
3/10/84	Mike Eaves	Calgary	5-4	1:22	3/20/07	Filip Kuba	at Tampa Bay	4-3	0:55
11/1/84	Pierre Mondou	at Montreal	6-5	2:21	3/25/07	Michael Nylander	NY Rangers	2-1	4:11
11/9/84	Reijo Ruotsalainen	at Rangers	5-4	0:57	11/26/07	Mike Modano	Dallas	3-2	0:35
12/8/84	Greg Malone	Hartford	4-3	4:27	1/3/08	Jassen Cullimore	Florida	4-3	1:33
12/27/84	Doug Jarvis	Washington	5-4	4:10	1/5/08	Marek Svatos	at Colorado	2-1	2:05
1/15/85	Jere Gillis	at Vancouver	6-5	1:54	1/21/08	Cory Stillman	Carolina	3-2	0:52
1/19/85	Dave Taylor	at Los Angeles	6-5	3:28	2/9/08	Brent Burns	at Minnesota	4-3	2:34
2/24/85	Bob Gainey	at Montreal	4-3	0:44	4/1/08	Zach Parise	New Jersey	2-1	0:29
3/5/85	Dave Poulin	Philadelphia	5-4	2:18	10/30/08	Jeff Carter	at Philadelphia	3-2	4:37
11/17/85	Murray Craven	at Philadelphia	5-4	3:52	12/10/08	Alexander Ovechkin	Washington	5-4	4:49
10/30/86	Aaron Broten	at New Jersey	7-6	4:22	1/19/09	Alexander Ovechkin	Washington	2-1	1:46
11/11/86	Glenn Anderson	Edmonton	3-2	2:19	3/10/09	Mikhail Grabovski	at Toronto	3-2	0:50
12/31/86	Tomas Sandstrom	at NY Rangers	4-3	4:37	10/8/09	Mike Fisher	at Ottawa	3-2	0:32
10/9/88	Steve Duchesne	at Los Angeles	6-5	3:17	10/24/09	Brooks Laich	Washington	3-2	1:00
10/29/88	Tommy Albelin	at Quebec	3-2	2:33	10/26/09	Roman Hamrlik	at Montreal	3-2	1:32
11/16/88	Mats Naslund	at Montreal	5-4	1:06	3/19/10	Saku Koivu	at Anaheim	5-4	0:14
11/28/89	John MacLean	at New Jersey	3-2	3:30	4/11/10	Jordan Leopold	Pittsburgh	6-5	4:25
2/22/90	Randy Gilhen	at Pittsburgh	4-3	4:26	10/15/10	Alex Goligoski	at Pittsburgh	3-2	1:51
1/9/91	Brian Skrudland	at Montreal	4-3	2:30	11/21/10	Dustin Byfuglien	at Atlanta	2-1	1:30
1/27/91	Kelly Miller	at Washington	5-4	4:21	11/24/10	Jakub Voracek	Columbus	4-3	2:31
1/31/91	Dale Hunter	Washington	4-3	1:44	2/24/11	Andrej Meszaros	at Philadelphia	4-3	4:42
10/15/91	Phil Bourque	Pittsburgh	7-6	2:30	3/1/11	Alex Ovechkin	at Washington	2-1	1:55
12/5/91	Sylvain Turgeon	Montreal	5-4	2:52	3/12/11	Anssi Salmela	at New Jersey	3-2	3:09
11/7/92	Doug Crossman	Tampa Bay	6-5	1:16	3/18/11	Joni Pitkanen	at Carolina	3-2	3:58
12/12/92	Russ Romaniuk	Winnipeg	4-3	1:41	10/29/11	Brent Burns	San Jose	3-2	1:07
4/14/93	Mark Janssens	at Hartford	5-4	1:08	11/10/11	Kyle Quincey	at Colorado	4-3	2:39
1/19/94	Chris Gratton	at Tampa Bay	4-3	4:20	11/23/11	Danny Briere	Philadelphia	4-3	2:34
2/24/94	Rod Brind'Amour	at Philadelphia	5-4	1:25	12/8/11	Patrick Sharp	Chicago	3-2	1:34
2/20/95	Donald Brashear	at Montreal	3-2	1:54	1/24/12	Clarke MacArthur	Toronto	4-3	2:06
11/17/95	Peter Douris	at Anaheim	2-1	4:59	2/28/12	Alexander Ovechkin	at Washington	3-2	1:35
12/14/95	Steve Konowalchuk	at Washington	4-3	2:16	3/11/12	Marian Gaborik	at NY Rangers	4-3	4:54
2/3/96	Michal Pivonka	at Washington	6-5	1:21	1/27/13	Evander Kane	at Winnipeg	4-5	1:59
2/23/96	Rob Zamuner	Tampa Bay	3-2	4:45	2/28/13	Dion Phaneuf	Toronto	4-5	1:11
3/23/96	Steve Thomas	New Jersey	3-2	3:38	3/7/13	Marian Gaborik	NY Rangers	1-2	0:42
12/23/96	Ray Sheppard	Florida	4-3	1:46	4/13/13	Dan Girardi	NY Rangers	0-1	3:11
1/30/97	Jyrki Lumme	at Vancouver	2-1	1:30	10/22/13	Brad Richardson	Vancouver	4-5	2:16
1/10/98	Bates Battaglia	Carolina	2-1	1:59	11/30/13	Alex Ovechkin	Washington	2-3	2:07
3/28/98	Sylvain Cote	at Toronto	4-3	4:56	12/3/13	Sidney Crosby	Pittsburgh	2-3	3:44
12/12/98	Benoit Hogue	Tampa Bay	2-1	4:12	12/14/13	Max Pacioretty	Montreal	0-1	1:41
1/2/99	Marco Sturm	San Jose	4-3	1:47	3/6/14	Taylor Hall	at Edmonton	2-3	2:29
1/13/99	Adam Graves	at NY Rangers	4-3	3:08	3/3/15	Cody Eakins	at Dallas	2-3	2:18
3/4/99	Joe Nieuwendyk	Dallas	3-2	4:12	10/9/15	Patrick Kane	Chicago	2-3	1:49
3/14/99	Adam Graves	NY Rangers	3-2	4:05	10/29/15	Ron Hainsey	Carolina	2-3	2:21
4/14/99	Bryan Berard	at Toronto	3-2	0:42	12/5/15	Erik Karlsson	at Ottawa	2-3	3:34
1/17/00	Marian Hossa	Ottawa	4-3	3:57	2/18/16	Justin Williams	Washington	2-3	4:16
11/3/00	Craig Millar	at Tampa Bay	4-3	2:46	4/9/16	Brian Gionta	Buffalo	3-4	2:46
11/22/00	Theo Fleury	NY Rangers	4-3	4:25	11/12/16	Denis Malgin	at Florida	2-3	4:14
2/7/01	Maxim Afinogenov	at Buffalo	2-1	0:42	11/18/16	Kris Letang	Pittsburgh	2-3	1:24
10/13/01	Steve Yzerman	Detroit	5-4	2:32	12/4/16	Danny DeKeyser	Detroit	3-4	1:02
12/12/01	Scott Niedermayer	at New Jersey	3-2	1:25	12/16/16	Rasmus Ristolainen	at Buffalo	2-3	0:42
1/24/02	Alexei Morozov	Pittsburgh	5-4	1:29	1/6/17	Nathan Mackinnon	at Colorado	1-2	4:43
3/19/02	Cory Cross	at Toronto	3-2	2:11	1/22/17	Claude Giroux	Philadelphia	2-3	3:20
1/4/03	Martin Straka	at Pittsburgh	3-2	0:42	2/4/17	Ron Hainsey	Carolina	4-5	2:52
1/13/03	Jaromir Jagr	at Washington	4-3	4:23	3/18/17	Cam Atkinson	Columbus	2-3	1:19
12/10/03	Patrik Elias	at New Jersey	1-0	2:09	11/7/17	Connor McDavid	Edmonton	1-2	0:38
1/29/04	Glen Murray	at Boston	2-1	2:25	12/7/17	Matt Hunwick	at Pittsburgh	3-4	1:29
2/29/04	Ryan Malone	Pittsburgh	3-2	2:45	12/21/17	Hampus Lindholm	Anaheim	4-5	4:03
3/9/04	Pavol Demitra	at St. Louis	3-2	1:01	1/22/18	Nick Cousins	at Arizona	2-3	2:21
2/6/06	Vincent Lecavlier	Tampa Bay	3-2	4:05	2/5/18	Roman Josi	Nashville	4-5	3:42
3/24/06	Sidney Crosby	at Pittsburgh	4-3	3:28	3/3/18	Sidney Crosby	at Pittsburgh	2-3	3:48
4/13/06	Matt Stajan	Toronto	4-3	3:52	3/5/18	Brendan Leipsic	at Vancouver	3-4	2:47
10/19/06	Sergei Gonchar	Pittsburgh	4-3	3:33	10/24/18	Mike Hoffman	Florida	2-3	0:33
1/13/07	Scott Gomez	New Jersey	2-1	3:40	2/21/19	Connor McDavid	at Edmonton	3-4	1:22
1/26/07	Ilya Kovalchuk	at Atlanta	5-4	2:59					

TEAM SHOOTOUT RECORD

SEASON	OVERALL				HOME			ROAD		
	GP	W	L	PCT	GP	W	L	GP	W	L
2005-06	12	9	3	.750	7	6	1	5	3	2
2006-07	13	8	5	.615	5	4	1	8	4	4
2007-08	8	5	3	.625	2	1	1	6	4	2
2008-09	8	3	5	.375	6	2	4	2	1	1
2009-10	14	8	6	.571	9	7	2	5	1	4
2010-11	10	4	6	.400	6	1	5	4	3	1
2011-12	11	7	4	.636	3	1	2	8	6	2
2012-13	7	4	3	.571	1	1	0	6	3	3
2013-14	15	9	6	.600	8	3	5	7	6	1
2014-15	13	7	6	.538	5	3	2	8	4	4
2015-16	10	5	5	.500	4	3	1	6	2	4
2016-17	6	2	4	.333	2	0	2	4	2	2
2017-18	6	3	3	.500	2	1	1	4	2	2
2018-19	10	5	5	.500	6	3	3	4	2	2
TOTALS	143	79	64	.552	66	36	30	77	43	34

Starting in the 2005-06 season, games not decided in regulation or overtime were decided by the shootout.

SHOOTOUT RESULTS (143)

DATE	OPPONENT	SO SCORE	WINNING GOALIE	LOSING GOALIE	DETERMINING GOAL	FINAL RESULT
10/19/05	at NY Rangers	1-0	DiPietro	Lundqvist	Satan	W 3-2
11/14/05	at Pittsburgh	3-2	DiPietro	Thibault	Blake	W 3-2
11/23/05	Buffalo	0-2	Biron	DiPietro	Kotalik	L 3-4
12/8/05	at Columbus	0-1	Leclaire	DiPietro	Vyborny	L 3-4
12/10/05	Edmonton	2-1	DiPietro	Markkanen	Hunter	W 3-2
1/21/06	at New Jersey	1-2	Brodeur	DiPietro	Parise	L 2-3
1/26/06	Pittsburgh	1-0	Dubielewicz	Caron	Satan	W 4-3
2/4/06	at Pittsburgh	2-0	DiPietro	Fleury	Satan	W 5-4
3/2/06	New Jersey	2-0	DiPietro	Brodeur	Satan	W 3-2
3/7/06	New Jersey	2-1	DiPietro	Brodeur	Hunter	W 2-1
3/10/06	Toronto	1-0	DiPietro	Belfour	Satan	W 2-1
4/15/06	at Pittsburgh	4-3	DiPietro	Caron	Satan	W 5-4
10/11/06	at Anaheim	2-1	Dunham	Giguere	York	W 5-4
10/16/06	Nashville	0-2	Vokoun	Dunham	Sullivan	L 1-2
10/28/06	Florida	2-1	DiPietro	Belfour	Hilbert	W 4-3
11/17/06	at Tampa Bay	0-1	Holmqvist	DiPietro	Afanasenkov	L 2-3
12/9/06	Florida	2-0	DiPietro	Auld	Satan	W 5-4
1/11/07	at Boston	2-1	DiPietro	Toivonen	Blake	W 5-4
2/4/07	at Washington	0-1	Kolzig	DiPietro	Semin	L 1-2
2/10/07	at Boston	2-3	Thomas	DiPietro	Chara	L 3-4
2/13/07	at Toronto	2-1	DiPietro	Raycroft	Kozlov	W 3-2
2/22/07	Toronto	1-0	DiPietro	Raycroft	Robitaille	W 3-2
3/5/07	at NY Rangers	0-1	Lundqvist	DiPietro	Cullen	L 1-2
4/3/07	NY Rangers	1-0	Dubielewicz	Lundqvist	Satan	W 3-2
4/8/07	at New Jersey	2-1	Dubielewicz	Clemmensen	Kozlov	W 3-2
11/28/07	Ottawa	2-1	DiPietro	Emery	Sillinger	W 3-2
12/5/07	at Atlanta	0-2	Lehtonen	DiPietro	Kozlov	L 3-4
1/8/08	at Vancouver	1-2	Luongo	DiPietro	Edler	L 2-3
1/11/08	at Calgary	2-1	DiPietro	Kiprusoff	Park	W 5-4
2/20/08	at Washington	1-0	DiPietro	Kolzig	Comrie	W 3-2
3/4/08	at NY Rangers	2-1	Dubielewicz	Lundqvist	Tambellini	W 4-3
3/29/08	Philadelphia	0-1	Niittymaki	Dubielewicz	Briere	L 3-4
4/4/08	at NY Rangers	3-2	Dubielewicz	Lundqvist	Park	W 4-3
11/8/08	Pittsburgh	0-1	Sabourin	MacDonald	Sykora	L 3-4
11/17/08	Vancouver	1-0	MacDonald	Luongo	Nielsen	W 2-1
11/24/08	at Montreal	2-0	MacDonald	Price	Park	W 4-3
12/27/08	at Buffalo	0-2	Miller	MacDonald	Kotalik	L 3-4
2/10/09	Los Angeles	0-1	Quick	Danis	Johnson	L 3-4
2/16/09	Pittsburgh	2-1	MacDonald	Fleury	Tambellini	W 3-2
2/26/09	Toronto	1-2	Toskala	MacDonald	Stapleton	L 4-5
3/28/09	Philadelphia	1-2	Biron	Danis	Richards	L 3-4
10/3/09	Pittsburgh	0-2	Fleury	Roloson	Letang	L 3-4
10/10/09	at Boston	1-2	Rask	Roloson	Savard	L 3-4
10/21/09	Carolina	3-1	Roloson	Ward	Nielsen	W 4-3
11/11/09	at Washington	1-2	Varlamov	Roloson	Clark	L 4-5
11/14/09	at Florida	1-2	Vokoun	Roloson	Horton	L 4-5
12/29/09	Columbus	1-0	Roloson	Mason	Schremp	W 2-1

OPPONENTS

IN THE PAST

STANLEY CUP PLAYOFFS

MEDIA INFORMATION

SHOOTOUT RESULTS continued

DATE	OPPONENT	SO SCORE	WINNING GOALIE	LOSING GOALIE	DETERMINING GOAL	FINAL RESULT
12/31/09	at Ottawa	1-3	Leclaire	Roloson	Shannon	L 2-3
1/2/10	Atlanta	2-1	Roloson	Hedberg	Nielsen	W 6-5
1/9/10	at Phoenix	3-2	Roloson	LaBarbera	Moulson	W 5-4
1/16/10	Buffalo	4-3	DiPietro	Miller	Hunter	W 3-2
1/21/10	Florida	2-0	Roloson	Vokoun	Schremp	W 2-1
2/9/10	Nashville	2-1	Biron	Rinne	Tavares	W 4-3
3/11/10	St. Louis	0-2	Mason	Biron	Oshie	L 1-2
4/6/10	Montreal	2-0	Biron	Halak	Moulson	W 4-3
10/9/10	Dallas	0-1	Lehtonen	DiPietro	Ribeiro	L 4-5
11/11/10	at San Jose	0-2	Nittymaki	Roloson	Couture	L 1-2
12/18/10	Phoenix	1-3	LaBarbera	Lawson	Vrbata	L 3-4
12/29/10	Pittsburgh	3-2	DiPietro	Fleury	Parenteau	W 2-1
1/11/11	Vancouver	1-2	Luongo	Poulin	Kesler	L 3-4
2/10/11	at Montreal	1-0	Konskinen	Auld	Okposo	W 4-3
2/15/11	at Ottawa	2-1	Lawson	Elliott	Nielsen	W 4-3
3/6/11	New Jersey	1-2	Montoya	Brodeur	Rolston	L 2-3
3/19/11	at Florida	2-0	DiPietro	Clemmensen	Nielsen	W 4-3
4/8/11	Pittsburgh	0-1	Fleury	Montoya	Kunitz	L 3-4
10/27/11	at Pittsburgh	0-1	Fleury	DiPietro	Malkin	L 2-3
12/2/11	at Chicago	0-1	Crawford	Montoya	Toews	L 2-3
12/17/11	at Minnesota	1-0	Montoya	Backstrom	Nielsen	W 2-1
12/20/11	at Winnipeg	2-0	Nabokov	Pavelec	Parenteau	W 3-2
1/3/12	at Carolina	2-1	Nabokov	Ward	Nielsen	W 4-3
2/4/12	Buffalo	0-2	Miller	Montoya	Boyes	L 3-4
2/7/12	at Philadelphia	2-0	Nabokov	Bryzgalov	Nielsen	W 1-0
2/24/12	NY Rangers	2-1	Nabokov	Biron	Moulson	W 4-3
3/13/12	Washington	1-2	Neuvirth	Nabokov	Hendricks	L 5-4
3/17/12	at Montreal	3-2	Montoya	Budaj	Bailey	W 3-2
3/25/12	at Florida	1-0	Nabokov	Theodore	Nielsen	W 3-2
2/14/13	at NY Rangers	2-0	Nabokov	Biron	Nielsen	W 4-3
3/3/13	vs. Ottawa	2-0	Nabokov	Lehner	Nielsen	W 3-2
3/28/13	at Philadelphia	2-1	Nabokov	Bryzgalov	Bailey	W 4-3
4/4/13	at Washington	0-1	Holtby	Nabokov	Ovechkin	L 1-2
4/20/13	at Winnipeg	2-1	Nabokov	Pavelec	Tavares	W 5-4
4/23/13	at Carolina	0-2	Ellis	Nabokov	Nash	L 3-4
4/26/13	at Buffalo	0-1	Miller	Nabokov	Vanek	L 1-2
10/4/13	at New Jersey	1-0	Nabokov	Brodeur	Moulson	W 4-3
10/5/13	Columbus	1-2	Bobrovsky	Nabokov	Atkinson	L 2-3
10/15/13	Buffalo	1-2	Miller	Nabokov	Ennis	L 3-4
11/1/13	at Ottawa	1-0	Nabokov	Lehner	Nielsen	W 5-4
11/16/13	Detroit	1-0	Poulin	Gustavsson	Nielsen	W 5-4
12/10/13	at San Jose	2-1	Poulin	Niemi	Okposo	W 3-2
12/17/13	Tampa Bay	1-2	Bishop	Nabokov	Kucherov	L 2-3
1/16/14	at Tampa Bay	1-0	Poulin	Bishop	Nielsen	W 2-1
1/20/14	Philadelphia	3-2	Nilsson	Emery	Okposo	W 4-3
1/25/14	St. Louis	1-2	Halak	Poulin	Shattenkirk	L 3-4
3/27/14	at Tampa Bay	4-5	Bishop	Nabokov	Salo	L 4-5
3/29/14	New Jersey	2-0	Nilsson	Schneider	Nielsen	W 2-1
4/5/14	Washington	0-1	Holtby	Nabokov	Kuznetsov	L 3-4
4/11/14	at New Jersey	3-1	Nilsson	Brodeur	Bailey	W 3-2
4/13/14	at Buffalo	1-0	Nilsson	Knapp	Nelson	W 4-3
10/16/14	vs. San Jose	2-1	Halak	Stalock	Tavares	W 4-3
11/6/14	at Los Angeles	2-0	Halak	Quick	Okposo	W 2-1
11/14/14	at Florida	2-1	Halak	Luongo	Okposo	W 4-3
11/21/14	at Pittsburgh	2-1	Johnson	Fleury	Okposo	W 5-4
11/24/14	vs. Philadelphia	2-0	Halak	Mason	Nielsen	W 1-0
12/15/14	vs. New Jersey	2-1	Halak	Kinkaid	Bailey	W 3-2
12/27/14	at Buffalo	1-0	Enroth	Poulin	Ennis	L 3-4
2/5/15	at Philadelphia	1-2	Halak	Mason	Clutterbuck	W 3-2
2/21/15	at Washington	1-0	Holtby	Johnson	Kuznetsov	L 2-3
3/7/15	at Florida	0-1	Ellis	Neuvirth	Huberdeau	L 3-4
3/24/15	vs. Minnesota	0-1	Dubnyk	Halak	Parise	L 1-2
4/2/15	at Columbus	0-2	Bobrovsky	Halak	Letestu	L 3-4
4/11/15	vs. Columbus	1-2	Bobrovsky	Halak	Atkinson	L 4-5
10/31/15	at New Jersey	1-2	Schneider	Halak	Cammalleri	L 2-3

OPPONENTS

IN THE PAST

STANLEY CUP PLAYOFFS

MEDIA INFORMATION

SHOOTOUT RESULTS continued

DATE	OPPONENT	SO SCORE	WINNING GOALIE	LOSING GOALIE	DETERMINING GOAL	FINAL RESULT
11/27/15	at Florida	4-5	Luongo	Halak	Barkov	2-3
12/2/15	NY Rangers	1-0	Halak	Lundqvist	Okposo	2-1
12/4/15	St. Louis	2-0	Greiss	Elliott	Nielsen	2-1
12/8/15	at Philadelphia	1-0	Halak	Neuvirth	Okposo	4-3
1/17/16	Vancouver	0-1	Miller	Halak	Vrbata	1-2
2/9/16	at Columbus	2-1	Halak	Korpisalo	Clutterbuck	3-2
3/9/16	at Toronto	0-1	Sparks	Greiss	Soshnikov	3-4
3/15/16	at Pittsburgh	0-1	Fleury	Berube	Letang	1-2
3/29/16	Carolina	1-0	Greiss	Ward	Okposo	2-1
11/3/16	Philadelphia	0-1	Neuvirth	Halak	Giroux	2-3
11/5/16	Edmonton	0-1	Talbot	Halak	Letestu	3-4
11/22/16	at Anaheim	5-4	Greiss	Bernier	Leddy	3-2
1/7/17	at Arizona	0-2	Domingue	Greiss	Duclair	1-2
3/3/17	at Chicago	0-2	Crawford	Greiss	Toews	1-2
3/24/17	at Pittsburgh	2-1	Halak	Fleury	Tavares	4-3
10/9/17	St. Louis	0-2	Allen	Greiss	Schenn	2-3
10/19/17	at NY Rangers	2-1	Halak	Lundqvist	Tavares	4-3
12/4/17	at Florida	1-0	Halak	Reimer	Barzal	5-4
1/7/18	New Jersey	1-0	Halak	Schneider	Nelson	5-4
2/22/18	at Toronto	0-1	Andersen	Halak	Bozak	3-4
3/8/18	at Edmonton	1-2	Talbot	Gibson	McDavid	1-2
11/1/18	Pittsburgh	1-0	Greiss	Murray	Bailey	3-2
11/5/18	Montreal	0-1	Niemi	Greiss	Armia	3-4
11/29/18	at Boston	0-1	Rask	Lehner	Donato	1-2
12/10/18	Pittsburgh	1-2	Desmith	Lehner	Guentzel	1-2
12/15/18	Detroit	1-0	Greiss	Bernier	Barzal	4-3
1/22/19	at Chicago	0-2	Ward	Lehner	Toews	2-3
2/1/19	Tampa Bay	0-1	Vasilevski	Greiss	Hedman	0-1
2/7/19	at New Jersey	1-0	Greiss	Schneider	Bailey	2-1
3/5/19	Ottawa	2-0	Greiss	Anderson	Eberle	5-4
4/4/19	at Florida	1-0	Greiss	Montembeault	Nelson	2-1
RECORD						79-64

OPPONENTS

IN THE PAST

STANLEY CUP PLAYOFFS

MEDIA INFORMATION

OPPONENTS

IN THE PAST

STANLEY CUP PLAYOFFS

MEDIA INFORMATION

SKATERS SHOOTOUT STATISTICS

PLAYER	ATTEMPTS	GOALS	DETERMINING GOALS	PCT.
Arron Asham	1	0	0	.000
Josh Bailey	27	9	6	.333
Mathew Barzal	12	3	2	.250
Shawn Bates	4	2	0	.500
Anthony Beauvillier	5	1	0	.200
Sean Bergenheim	3	0	0	.000
Jason Blake	11	3	2	.273
Pierre-Marc Bouchard	2	0	0	.000
Johnny Boychuk	1	0	0	.000
Brad Boyes	6	2	0	.333
Jason Chimera	2	0	0	.000
Casey Cizikas	2	1	0	.500
Cal Clutterbuck	8	2	2	.250
Blake Comeau	3	1	0	.333
Mike Comrie	4	1	1	.250
Jordan Eberle	12	3	1	.250
Valtteri Filppula	3	0	0	.000
Mikhail Grabovski	1	0	0	.000
Bill Guerin	6	3	0	.500
Mike Halmo	1	0	0	.000
Thomas Hickey	2	1	0	.500
Andy Hilbert	3	1	1	.333
Joshua Ho-Sang	1	0	0	.000
Trent Hunter	22	6	3	.273
Leo Komarov	1	0	0	.000
Viktor Kozlov	13	5	2	.385
Nikolay Kulemin	3	1	0	.333
Andrew Ladd	4	0	0	.000
Nick Leddy	2	1	1	.500
Anders Lee	3	0	0	.000
Matt Martin	2	0	0	.000
Colin McDonald	1	1	0	1.00
Matt Moulson	16	9	4	.563
Brock Nelson	15	5	3	.333
Nino Niederreiter	1	0	0	.000
Frans Nielsen	82	42	17	.512
Robert Nilsson	2	1	1	.500
Kyle Okposo	37	14	9	.378
PA Parenteau	14	4	2	.286
Richard Park	9	3	3	.333
Mark Parrish	2	0	0	.000
John Persson	1	0	0	.000
Tom Poti	2	0	0	.000
Alan Quine	1	0	0	.000
Randy Robitaille	3	2	1	.667
Miroslav Satan	28	13	7	.464
Rob Schremp	14	8	2	.571
Mike Sillinger	5	2	1	.400
Jon Sim	1	0	0	.000
Ryan Smyth	2	0	0	.000
Mark Streit	3	0	0	.000
Ryan Strome	8	2	0	.250
Johan Sundstrom	1	0	0	.000
Jeff Tambellini	9	6	2	.667
John Tavares	59	16	5	.271
Thomas Vanek	6	2	0	.333
Josef Vasicek	1	0	0	.000
Doug Weight	2	0	0	.000
Brendan Witt	1	0	0	.000
Alexei Yashin	10	2	0	.200
Mike York	5	1	1	.200
TOTALS	511	179	79	.350

GOALTENDER SHOOTOUT STATISTICS

PLAYER	ATTEMPTS	GOALS	SAVE PCT.	RECORD
Jean-Francois Berube	3	1	.667	.0-1
Martin Biron	8	3	.625	.2-1
Yann Danis	5	3	.400	.0-2
Rick DiPietro	126	34	.730	19-11
Wade Dubielewicz	22	5	.773	.5-1
Mike Dunham	8	3	.625	.1-1
Christopher Gibson	3	2	.333	.0-1
Thomas Greiss	53	13	.755	.8-6
Jaroslav Halak	73	23	.685	12-9
Chad Johnson	8	2	.750	.2-1
Mikko Koskinen	4	0	1.000	.1-0
Robin Lehner	11	5	.545	.0-3
Nathan Lawson	6	4	.333	.1-1
Joey MacDonald	15	6	.600	.3-3
Al Montoya	22	8	.636	.2-4
Evgeni Nabokov	69	22	.681	11-9
Michal Neuvirth	2	1	.500	.0-1
Anders Nilsson	11	3	.727	.4-0
Kevin Poulin	19	6	.684	.3-3
Dwayne Roloson	42	17	.595	.5-6
TOTALS	477	150	.686	.79-64

PLAYED FOR METROPOLITAN-AREA TEAMS

ISLANDERS & RANGERS (74)

Dave Archibald
 Derek Armstrong
 Aaron Asham*
 Taylor Beck
 Bryan Berard
 Bill Berg
 Martin Biron
 Don Blackburn
 Joel Bouchard*
 Paul Boutilier
 Arnie Brown
 Eric Cairns
 Pat Conacher*
 Jason Dawe
 Rob DiMaio
 Ted Donato
 Mike Donnelly
 Mike Dunham*
 Dallas Eakins
 Ruslan Fedotenko
 Chris Ferraro
 Ray Ferraro
 Jeff Finley
 Patrick Flatley
 Greg Gilbert
 Michael Grabner*
 Josh Green
 Jari Gronstrand
 Micheal Haley
 Roman Hamrlik
 Glenn Healy
 Raimo Helminen
 Brad Isbister
 Mark Janssens
 Andreas Johansson
 Chad Johnson
 Olli Jokinen

Alexander Karpovtsev
 Darius Kasparaitis
 Jason Krog
 Dan Lacroix
 Pat LaFontaine
 Troy Loney
 Vladimir Malakhov*
 Don Maloney
 Bert Marshall
 Brian McCabe
 Mike McEwen
 Jamie McLennan
 Kevin Miller
 Mike Mottau*
 Brian Mullen
 Sergei Nemchinov*
 PA Parenteau*
 Rich Pilon
 Thomas Pock
 Tom Poti
 Pat Price
 Taylor Pyatt
 Barry Richter
 Mathieu Schneider
 Chris Simon
 Ron Stewart
 Martin Straka
 Ryan Strome
 Jason Strudwick
 Jeff Toms
 Stephen Valiquette
 Darren Van Impe
 John Vanbiesbrouck*
 Kevin Weekes*
 Steve Weeks
 Doug Weight
 Mike York

ISLANDERS & DEVILS (50)

Arron Asham*
 Steve Bernier
 Joel Bouchard*
 Eric Boulton
 Tom Chorske
 Danton Cole
 Pat Conacher*
 Yann Danis
 Craig Darby
 Rob Davison
 Jim Dowd
 Mike Dunham*
 Corey Foster
 Paul Gagne
 Stephen Gionta
 Ray Giroux
 Michael Grabner*
 Bill Guerin
 Garry Howatt
 Tyler Kennedy
 Viktor Kozlov
 Tom Kurvers
 Dave Lewis
 Claude Loiselle
 Bob Lorimer
 Brad Lukowich

Vladimir Malakhov*
 David Maley
 Hector Marini
 Dean McAmmond
 Roland Melanson
 Mike Mottau*
 Kirk Muller
 Sergei Nemchinov*
 Jay Pandolfo
 PA Parenteau*
 Derron Quint
 Glenn Resch
 Brian Rolston
 Alexander Semak
 Ken Sutton
 Steve Tambellini
 Chris Terreri
 Steve Thomas
 John Vanbiesbrouck*
 Yvan Vautour
 Ben Walter
 Kevin Weekes*
 Jason Wiemer
 Marek Zidlicky

*Players who have played for all three teams

OPPONENTS

IN THE PAST

STANLEY CUP PLAYOFFS

MEDIA INFORMATION

OPPOSITIONS

IN THE PAST

STANLEY CUP PLAYOFFS

MEDIA INFORMATION

2018-19 NY ISLANDERS • 48-27-7 (103 PTS) • HEAD COACH – BARRY TROTZ

PLAYER	GP	G-A	PTS	+/-	PIM
Mathew Barzal	82	18-44	62	-5	46
Josh Bailey	82	16-40	56	+8	21
Brock Nelson	82	25-28	53	+20	28
Anders Lee	82	28-23	51	+20	58
Jordan Eberle	78	19-18	37	-6	17
Ryan Pulock	82	9-28	37	+21	22
Casey Cizikas	73	20-13	33	+22	36
Valtteri Filppula	72	17-14	31	+19	16
Anthony Beauvillier	81	18-10	28	+1	8
Leo Komarov	82	6-20	26	+18	42
Nick Leddy	82	4-22	26	E.	+18
Cal Clutterbuck	73	8-15	23	+6	44
Adam Pelech	78	5-16	21	+22	24

PLAYER	GP	G-A	PTS	+/-	PIM
Scott Mayfield	79	4-15	19	+18	68
Johnny Boychuk	74	3-16	19	+10	25
Devon Toews	48	5-13	18	+7	4
Matt Martin	67	6-8	14	+5	53
Andrew Ladd	26	3-8	11	+3	16
Tom Kuhnhackl	36	4-5	9	+1	10
Michael Dal Colle	28	3-4	7	+3	2
Ross Johnston	17	1-3	4	+3	23
Thomas Hickey	40	0-4	4	+5	33
Joshua Ho-Sang	10	1-1	2	+2	6
Tanner Fritz	8	0-1	1	-3	2
Luca Sbisa	9	0-1	1	E.	4
Stephen Gionta	5	0-0	0	-4	0

GOALTENDER	GP	MINS	GAA	W	L	OT	SO	GA	SA	SV%
Robin Lehner	46	2,616	2.13	25	13	5	6	93	1,323	.930
Thomas Greiss	43	2,294	2.28	23	14	2	5	87	1,185	.927
Christopher Gibson	2	40	1.50	0	0	0	0	1	17	.941

GAME	DATE	OPPONENT	RESULTS	SCORE	RECORD
1	Oct. 4	at Carolina	W/OT	2-1	1-0-0
2	Oct. 6	vs. Nashville	L	3-4	1-1-0
3	Oct. 8	vs. San Jose	W	4-0	2-1-0
4	Oct. 13	at Nashville	L	2-5	2-2-0
5	Oct. 17	at Anaheim	L	1-4	2-3-0
6	Oct. 18	at Los Angeles	W	7-2	3-3-0
7	Oct. 20	at San Jose	L	1-4	3-4-0
8	Oct. 24	vs. Florida	L/OT	2-3	3-4-1
9	Oct. 27	at Philadelphia	W	6-1	4-4-1
10	Oct. 28	at Carolina	W	2-1	5-4-1
11	Oct. 30	at Pittsburgh	W	6-3	6-4-1
12	Nov. 1	vs. Pittsburgh	W/SO	3-2	7-4-1
13	Nov. 3	vs. New Jersey	W	3-0	8-4-1
14	Nov. 5	vs. Montreal	L/SO	3-4	8-4-2
15	Nov. 8	at Tampa Bay	L	2-4	8-5-2
16	Nov. 10	at Florida	L	2-4	8-6-2
17	Nov. 13	vs. Vancouver	W	5-2	9-6-2
18	Nov. 15	vs. NY Rangers	W	7-5	10-6-2
19	Nov. 18	vs. Dallas	L	2-6	10-7-2
20	Nov. 21	at NY Rangers	L	0-5	10-8-2
21	Nov. 23	at New Jersey	W/OT	4-3	11-8-2
22	Nov. 24	vs. Carolina	W	4-1	12-8-2
23	Nov. 26	vs. Washington	L	1-4	12-9-2
24	Nov. 29	at Boston	L/SO	1-2	12-9-3
25	Dec. 1	vs. Columbus	W	3-2	13-9-3
26	Dec. 4	vs. Winnipeg	L	1-3	13-10-3
27	Dec. 6	at Pittsburgh	L	2-6	13-11-3
28	Dec. 8	at Detroit	W	3-2	14-11-3
29	Dec. 10	vs. Pittsburgh	L/SO	1-2	14-11-4
30	Dec. 12	vs. Vegas	L	2-3	14-12-4
31	Dec. 15	vs. Detroit	W/SO	4-3	15-12-4
32	Dec. 17	at Colorado	W	4-1	16-12-4
33	Dec. 18	at Arizona	W	3-1	17-12-4
34	Dec. 20	at Vegas	L	2-4	17-13-4
35	Dec. 23	at Dallas	W	3-1	18-13-4
36	Dec. 28	vs. Ottawa	W	6-3	19-13-4
37	Dec. 29	at Toronto	W	4-0	20-13-4
38	Dec. 31	at Buffalo	W	3-1	21-13-4
39	Jan. 3	vs. Chicago	W/OT	3-2	22-13-4
40	Jan. 5	at St. Louis	W	4-3	23-13-4
41	Jan. 8	vs. Carolina	L	3-4	23-14-4

GAME	DATE	OPPONENT	RESULTS	SCORE	RECORD
42	Jan. 10	at NY Rangers	W	4-3	24-14-4
43	Jan. 12	vs. NY Rangers	L	1-2	24-15-4
44	Jan. 13	vs. Tampa Bay	W	5-1	25-15-4
45	Jan. 15	vs. St. Louis	W/OT	2-1	26-15-4
46	Jan. 17	vs. New Jersey	W	4-1	27-15-4
47	Jan. 18	at Washington	W	2-0	28-15-4
48	Jan. 20	vs. Anaheim	W	3-0	29-15-4
49	Jan. 22	at Chicago	L/SO	2-3	29-15-5
50	Feb. 1	vs. Tampa Bay	L/SO	0-1	29-15-6
51	Feb. 2	vs. Los Angeles	W	4-2	30-15-6
52	Feb. 5	at Boston	L	1-3	30-16-6
53	Feb. 7	at New Jersey	W/SO	2-1	31-16-6
54	Feb. 9	vs. Colorado	W/OT	4-3	32-16-6
55	Feb. 10	vs. Minnesota	W	2-1	33-16-6
56	Feb. 12	at Buffalo	L	1-3	33-17-6
57	Feb. 14	at Columbus	W	3-0	34-17-6
58	Feb. 16	vs. Edmonton	W	5-2	35-17-6
59	Feb. 20	at Calgary	L	2-4	35-18-6
60	Feb. 21	at Edmonton	L/OT	3-4	35-18-7
61	Feb. 23	at Vancouver	W	4-0	36-18-7
62	Feb. 26	vs. Calgary	L	1-3	36-19-7
63	Feb. 28	vs. Toronto	W	6-1	37-19-7
64	Mar. 1	vs. Washington	L	1-3	37-20-7
65	Mar. 3	vs. Philadelphia	L	1-4	37-21-7
66	Mar. 5	vs. Ottawa	W/SO	5-4	38-21-7
67	Mar. 7	at Ottawa	W	4-2	39-21-7
68	Mar. 9	vs. Philadelphia	L	2-5	39-22-7
69	Mar. 11	vs. Columbus	W	2-0	40-22-7
70	Mar. 14	vs. Montreal	W	2-1	41-22-7
71	Mar. 16	at Detroit	L	1-2	41-23-7
72	Mar. 17	at Minnesota	W/OT	3-2	42-23-7
73	Mar. 19	vs. Boston	L	0-5	42-24-7
74	Mar. 21	at Montreal	L	0-4	42-25-7
75	Mar. 23	at Philadelphia	W	4-2	43-25-7
76	Mar. 24	vs. Arizona	W	2-0	44-25-7
77	Mar. 26	at Columbus	L	0-4	44-26-7
78	Mar. 28	at Winnipeg	W	5-4	45-26-7
79	Mar. 30	vs. Buffalo	W	5-1	46-26-7
80	Apr. 1	vs. Toronto	L	1-2	46-27-7
81	Apr. 4	at Florida	W/SO	2-1	47-27-7
82	Apr. 6	at Washington	W	3-0	48-27-7

OPPONENTS

IN THE PAST

STANLEY CUP PLAYOFFS

MEDIA INFORMATION

2017-18 NY ISLANDERS • 35-37-10 (80 PTS) • HEAD COACH – DOUG WEIGHT

OPPONENTS

IN THE PAST

STANLEY CUP PLAYOFFS

MEDIA INFORMATION

PLAYER	GP	G-A	PTS	+/-	PIM
Mathew Barzal	82	22-63	85	+1	30
John Tavares	82	37-47	84	-12	26
Josh Bailey	76	18-53	71	-20	17
Anders Lee	82	40-22	62	-25	44
Jordan Eberle	81	25-34	59	+5	21
Nick Leddy	80	10-32	42	-42	20
Anthony Beauvillier	71	21-15	36	+2	16
Brock Nelson	82	19-16	35	-4	43
Ryan Pulock	68	10-22	32	-4	14
Andrew Ladd	73	12-17	29	+11	24
Thomas Hickey	69	5-20	25	+2	24
Adam Pelech	78	3-16	19	+7	28
Cal Clutterbuck	76	8-10	18	-7	53
Johnny Boychuk	58	6-12	18	-8	30
Casey Cizikas	64	7-10	17	-12	23
Chris Wagner	79	7-9	16	-10	37
with Anaheim	64	6-9	15	-7	35
with ISLANDERS	15	1-0	1	-3	2

PLAYER	GP	G-A	PTS	+/-	PIM
Jason Chimera	74	3-10	13	-12	37
with ISLANDERS	58	2-9	11	-11	35
with Anaheim	16	1-1	2	-1	2
Scott Mayfield	47	2-10	12	-6	45
Joshua Ho-Sang	22	2-10	12	-7	2
Calvin de Haan	33	1-11	12	+11	8
Brandon Davidson	51	4-3	7	-13	23
with Montreal	13	0-1	1	-3	9
with Edmonton	23	3-1	4	-2	10
with ISLANDERS	15	1-1	2	-8	4
Tanner Fritz	34	3-4	7	-3	8
Ross Johnston	24	3-3	6	E.	62
Dennis Seidenberg	28	0-5	5	-9	17
Sebastian Aho	22	1-3	4	-5	6
Nikolay Kulemin	13	1-2	3	E.	0
Alan Quine	21	0-3	3	-2	4
Shane Prince	14	1-1	2	-3	11
Steve Bernier	4	0-0	0	-2	0
Michael Dal Colle	4	0-0	0	E.	0

GOALTENDER	GP	MINS	GAA	W	L	OT	SO	GA	SA	SV%
Jaroslav Halak	54	3,024	3.19	20	26	6	1	161	1,744	.908
Thomas Greiss	27	1,492	3.82	13	8	2	1	95	879	.892
Christopher Gibson	8	427	3.65	2	3	2	0	26	284	.908

GAME	DATE	OPPONENT	RESULTS	SCORE	RECORD
1	Oct. 6	at Columbus	L	0-5	0-1-0
2	Oct. 7	vs. Buffalo	W	6-3	1-1-0
3	Oct. 9	vs. St. Louis	L/SO	2-3	1-1-1
4	Oct. 11	at Anaheim	L	2-3	1-2-1
5	Oct. 14	at San Jose	W	3-1	2-2-1
6	Oct. 15	at Los Angeles	L	2-3	2-3-1
7	Oct. 19	at NY Rangers	W/SO	4-3	3-3-1
8	Oct. 21	vs. San Jose	W	5-3	4-3-1
9	Oct. 24	vs. Arizona	W	5-3	5-3-1
10	Oct. 26	at Minnesota	L	4-6	5-4-1
11	Oct. 28	at Nashville	W	6-2	6-4-1
12	Oct. 30	vs. Vegas	W	6-3	7-4-1
13	Nov. 2	at Washington	L	3-4	7-5-1
14	Nov. 5	vs. Colorado	W	6-4	8-5-1
15	Nov. 7	vs. Edmonton	L/OT	1-2	8-5-2
16	Nov. 10	at Dallas	L	0-5	8-6-2
17	Nov. 11	at St. Louis	W	5-2	9-6-2
18	Nov. 16	vs. Carolina	W	6-4	10-6-2
19	Nov. 18	at Tampa Bay	W	5-3	11-6-2
20	Nov. 19	at Carolina	L	2-4	11-7-2
21	Nov. 22	vs. Philadelphia	W/OT	4-3	12-7-2
22	Nov. 24	at Philadelphia	W/OT	5-4	13-7-2
23	Nov. 25	at Ottawa	W	2-1	14-7-2
24	Nov. 28	vs. Vancouver	W	5-2	15-7-2
25	Dec. 1	vs. Ottawa	L	5-6	15-8-2
26	Dec. 4	at Florida	W/SO	5-4	16-8-2
27	Dec. 5	at Tampa Bay	L	2-6	16-9-2
28	Dec. 7	at Pittsburgh	L/OT	3-4	16-9-3
29	Dec. 9	at Boston	L	1-3	16-10-3
30	Dec. 11	vs. Washington	W	3-1	17-10-3
31	Dec. 13	vs. Dallas	L	2-5	17-11-3
32	Dec. 14	at Columbus	L	4-6	17-12-3
33	Dec. 16	vs. Los Angeles	W/OT	4-3	18-12-3
34	Dec. 19	vs. Detroit	L	3-6	18-13-3
35	Dec. 21	vs. Anaheim	L/OT	4-5	18-13-4
36	Dec. 23	vs. Winnipeg	W	5-2	19-13-4
37	Dec. 27	vs. Buffalo	W/OT	3-2	20-13-4
38	Dec. 29	at Winnipeg	L	2-4	20-14-4
39	Dec. 31	at Colorado	L	1-6	20-15-4
40	Jan. 2	vs. Boston	L	1-5	20-16-4
41	Jan. 4	at Philadelphia	L	4-6	20-17-4

GAME	DATE	OPPONENT	RESULTS	SCORE	RECORD
42	Jan. 5	vs. Pittsburgh	L	0-4	20-18-4
43	Jan. 7	vs. New Jersey	W/SO	5-4	21-18-4
44	Jan. 13	at NY Rangers	W	7-2	22-18-4
45	Jan. 15	at Montreal	W/OT	5-4	23-18-4
46	Jan. 16	vs. New Jersey	L	1-4	23-19-4
47	Jan. 18	vs. Boston	L	2-5	23-20-4
48	Jan. 20	at Chicago	W	7-3	24-20-4
49	Jan. 22	at Arizona	L/OT	2-3	24-20-5
50	Jan. 25	at Vegas	W	2-1	25-20-5
51	Jan. 30	vs. Florida	L	1-4	25-21-5
52	Jan. 31	at Toronto	L	0-5	25-22-5
53	Feb. 3	vs. Columbus	W	4-3	26-22-5
54	Feb. 5	vs. Nashville	L/OT	4-5	26-22-6
55	Feb. 8	at Buffalo	L	3-4	26-23-6
56	Feb. 9	vs. Detroit	W/OT	7-6	27-23-6
57	Feb. 11	vs. Calgary	L	2-3	27-24-6
58	Feb. 13	vs. Columbus	L	1-4	27-25-6
59	Feb. 15	vs. NY Rangers	W	3-0	28-25-6
60	Feb. 16	at Carolina	W	3-0	29-25-6
61	Feb. 19	vs. Minnesota	L	3-5	29-26-6
62	Feb. 22	at Toronto	L/SO	3-4	29-26-7
63	Feb. 24	at New Jersey	L	1-2	29-27-7
64	Feb. 28	at Montreal	L	1-3	29-28-7
65	Mar. 2	vs. Montreal	L	3-6	29-29-7
66	Mar. 3	at Pittsburgh	L/OT	2-3	29-29-8
67	Mar. 5	at Vancouver	L/OT	3-4	29-29-9
68	Mar. 8	at Edmonton	L/OT	1-2	29-29-10
69	Mar. 11	at Calgary	W	5-2	30-29-10
70	Mar. 15	vs. Washington	L	3-7	30-30-10
71	Mar. 16	at Washington	L	3-6	30-31-10
72	Mar. 18	vs. Carolina	L	3-4	30-32-10
73	Mar. 20	vs. Pittsburgh	W	4-1	31-32-10
74	Mar. 22	vs. Tampa Bay	L	6-7	31-33-10
75	Mar. 24	vs. Chicago	L	1-3	31-34-10
76	Mar. 26	vs. Florida	L	0-3	31-35-10
77	Mar. 27	at Ottawa	W	4-3	32-35-10
78	Mar. 30	vs. Toronto	L	4-5	32-36-10
79	Mar. 31	at New Jersey	L	3-4	32-37-10
80	Apr. 3	vs. Philadelphia	W	5-4	33-37-10
81	Apr. 5	vs. NY Rangers	W	2-1	34-37-10
82	Apr. 7	at Detroit	W/OT	4-3	35-37-10

2016-17 NY ISLANDERS • 41-29-12 (94 PTS) • HEAD COACH – JACK CAPUANO/DOUG WEIGHT

PLAYER	GP	G-A	PTS	+/-	PIM
John Tavares	77	28-38	66	+4	38
Josh Bailey	82	13-43	56	+5	12
Anders Lee	81	34-18	52	+9	56
Nick Leddy	81	11-35	46	-3	12
Brock Nelson	81	20-25	45	-6	36
Jason Chimera	82	20-13	33	+1	40
Andrew Ladd	78	23-8	31	-14	45
Ryan Strome	69	13-17	30	-8	40
Casey Cizikas	59	8-17	25	+9	30
Calvin de Haan	82	5-20	25	+15	36
Anthony Beauvillier	66	9-15	24	+1	10
Nikolay Kulemin	72	12-11	23	+3	18
Johnny Boychuk	66	6-17	23	+11	19
Dennis Seidenberg	73	5-17	22	+25	32

PLAYER	GP	G-A	PTS	+/-	PIM
Cal Clutterbuck	66	5-15	20	+2	28
Thomas Hickey	76	4-16	20	-1	35
Alan Quine	61	5-13	18	-2	8
Shane Prince	50	5-13	18	-9	18
Travis Hamonic	49	3-11	14	-21	60
Joshua Ho-Sang	21	4-6	10	+1	12
Adam Pelech	44	3-7	10	-5	6
Scott Mayfield	25	2-7	9	-1	35
Stephen Gionta	26	1-5	6	+9	2
Ryan Pulock	1	0-0	0	+1	0
Mathew Barzal	2	0-0	0	-2	6
Bracken Kearns	2	0-0	0	-1	2
Connor Jones	2	0-0	0	-1	2

GOALTENDER	GP	MINS	GAA	W	L	OT	SO	GA	SA	SV%
Thomas Greiss	51	2,813	2.69	26	18	5	3	126	1,327	.913
Jaroslav Halak	28	1,605	2.80	12	9	5	2	75	810	.915
Jean-Francois Berube	14	527	3.42	3	2	2	0	30	241	.889

GAME	DATE	OPPONENT	RESULTS	SCORE	RECORD
1	Oct. 13	at NY Rangers	L	3-5	0-1-0
2	Oct. 15	at Washington	L	1-2	0-2-0
3	Oct. 16	vs. Anaheim	W/OT	3-2	1-2-0
4	Oct. 18	vs. San Jose	L	2-3	1-3-0
5	Oct. 21	vs. Arizona	W	3-2	2-3-0
6	Oct. 23	vs. Minnesota	W	6-3	3-3-0
7	Oct. 26	vs. Montreal	L	2-3	3-4-0
8	Oct. 27	at Pittsburgh	L	2-4	3-5-0
9	Oct. 30	vs. Toronto	W	5-1	4-5-0
10	Nov. 1	vs. Tampa Bay	L	1-6	4-6-0
11	Nov. 3	vs. Philadelphia	L/SO	2-3	4-6-1
12	Nov. 5	vs. Edmonton	L/SO	3-4	4-6-2
13	Nov. 7	vs. Vancouver	W	4-2	5-6-2
14	Nov. 10	at Tampa Bay	L	1-4	5-7-2
15	Nov. 12	at Florida	L/OT	2-3	5-7-3
16	Nov. 14	vs. Tampa Bay	L	0-4	5-8-3
17	Nov. 18	vs. Pittsburgh	L/OT	2-3	5-8-4
18	Nov. 22	at Anaheim	W/SO	3-2	6-8-4
19	Nov. 23	at Los Angeles	L	2-4	6-9-4
20	Nov. 25	at San Jose	L	2-3	6-10-4
21	Nov. 28	vs. Calgary	W/OT	2-1	7-10-4
22	Nov. 30	vs. Pittsburgh	W	5-3	8-10-4
23	Dec. 1	at Washington	W	3-0	9-10-4
24	Dec. 4	vs. Detroit	L/OT	3-4	9-10-5
25	Dec. 6	vs. NY Rangers	W	4-2	10-10-5
26	Dec. 8	vs. St. Louis	W	3-2	11-10-5
27	Dec. 10	at Columbus	L	2-6	11-11-5
28	Dec. 13	vs. Washington	L	2-4	11-12-5
29	Dec. 15	vs. Chicago	L	4-5	11-13-5
30	Dec. 16	at Buffalo	L/OT	2-3	11-13-6
31	Dec. 18	vs. Ottawa	L	2-6	11-14-6
32	Dec. 20	at Boston	W	4-2	12-14-6
33	Dec. 23	vs. Buffalo	W	5-1	13-14-6
34	Dec. 27	vs. Washington	W	4-3	14-14-6
35	Dec. 29	at Minnesota	L	4-6	14-15-6
36	Dec. 31	at Winnipeg	W	6-2	15-15-6
37	Jan. 6	at Colorado	L/OT	1-2	15-15-7
38	Jan. 7	at Arizona	L/SO	1-2	15-15-8
39	Jan. 11	vs. Florida	L	1-2	15-16-8
40	Jan. 13	at Florida	W	5-2	16-16-8
41	Jan. 14	at Carolina	L	4-7	16-17-8

GAME	DATE	OPPONENT	RESULTS	SCORE	RECORD
42	Jan. 16	at Boston	W	4-0	17-17-8
43	Jan. 19	vs. Dallas	W	3-0	18-17-8
44	Jan. 21	vs. Los Angeles	W	4-2	19-17-8
45	Jan. 22	vs. Philadelphia	L/OT	2-3	19-17-9
46	Jan. 24	vs. Columbus	W	4-2	20-17-9
47	Jan. 26	vs. Montreal	W	3-1	21-17-9
48	Jan. 31	vs. Washington	W	3-2	22-17-9
49	Feb. 3	at Detroit	L	4-5	22-18-9
50	Feb. 4	vs. Carolina	L/OT	4-5	22-18-10
51	Feb. 6	vs. Toronto	W/OT	6-5	23-18-10
52	Feb. 9	at Philadelphia	W	3-1	24-18-10
53	Feb. 11	at Ottawa	L	0-3	24-19-10
54	Feb. 12	vs. Colorado	W	5-1	25-19-10
55	Feb. 14	at Toronto	L	1-7	25-20-10
56	Feb. 16	vs. NY Rangers	W	4-2	26-20-10
57	Feb. 18	at New Jersey	L	2-3	26-21-10
58	Feb. 19	vs. New Jersey	W	6-4	27-21-10
59	Feb. 21	at Detroit	W	3-1	28-21-10
60	Feb. 23	at Montreal	W	3-0	29-21-10
61	Feb. 25	at Columbus	L	0-7	29-22-10
62	Mar. 2	at Dallas	W	5-4	30-22-10
63	Mar. 3	at Chicago	L/SO	1-2	30-22-11
64	Mar. 5	at Calgary	L	2-5	30-23-11
65	Mar. 7	at Edmonton	W	4-1	31-23-11
66	Mar. 9	at Vancouver	W/OT	4-3	32-23-11
67	Mar. 11	at St. Louis	L	3-4	32-24-11
68	Mar. 13	vs. Carolina	L	4-8	32-25-11
69	Mar. 14	at Carolina	W?OT	3-2	33-25-11
70	Mar. 16	vs. Winnipeg	L	2-4	33-26-11
71	Mar. 18	vs. Columbus	L/OT	2-3	33-26-12
72	Mar. 22	at NY Rangers	W	3-2	34-26-12
73	Mar. 24	at Pittsburgh	W/SO	4-3	35-26-12
74	Mar. 25	vs. Boston	L	1-2	35-27-12
75	Mar. 27	vs. Nashville	L	1-3	35-28-12
76	Mar. 30	at Philadelphia	L	3-6	35-29-12
77	Mar. 31	vs. New Jersey	W	2-1	36-29-12
78	Apr. 2	at Buffalo	W	4-2	37-29-12
79	Apr. 4	at Nashville	W/OT	2-1	38-29-12
80	Apr. 6	at Carolina	W	3-0	39-29-12
81	Apr. 8	at New Jersey	W	4-2	40-29-12
82	Apr. 9	vs. Ottawa	W	4-2	41-29-12

OPPONENTS

IN THE PAST

STANLEY CUP PLAYOFFS

MEDIA INFORMATION

2015-16 NY ISLANDERS • 45-27-10 (100 PTS) • HEAD COACH – JACK CAPUANO

OPPONENTS

IN THE PAST

STANLEY CUP PLAYOFFS

MEDIA INFORMATION

PLAYER	GP	G-A	PTS	+/-	PIM
John Tavares	78	33-37	70	+6	38
Kyle Okposo	79	22-42	64	-4	51
Frans Nielsen	81	20-32	52	+1	12
Brock Nelson	81	26-14	40	-3	30
Nick Leddy	81	5-35	40	-9	25
Anders Lee	80	15-21	36	-2	51
Josh Bailey	81	12-20	32	-7	22
Casey Cizikas	80	8-21	29	+4	31
Ryan Strome	71	8-20	28	-9	28
Johnny Boychuk	70	9-16	25	+17	31
Mikhail Grabovski	58	9-16	25	+3	33
Cal Clutterbuck	77	15-8	23	+7	22
Nikolay Kulemin	81	9-13	22	+13	22
Travis Hamonic	72	5-16	21	-5	35
Matt Martin	80	10-9	19	+2	119
Thomas Hickey	62	6-12	18	+9	30

PLAYER	GP	G-A	PTS	+/-	PIM
Shane Prince	62	6-11	17	+5	10
with Ottawa	42	3-9	12	+2	6
with ISLANDERS	20	3-2	5	+3	4
Marek Zidlicky	53	4-12	16	+5	20
Calvin de Haan	72	2-14	16	+3	20
Brian Strait	52	1-5	6	+1	31
Steve Bernier	24	1-5	6	+3	9
Ryan Pulock	15	2-2	4	+1	5
Adam Pelech	9	0-2	2	-1	0
Scott Mayfield	6	1-0	1	-4	11
Alan Quine	2	1-0	1	E.	0
Bracken Kearns	2	0-1	1	+1	4
Eric Boulton	6	0-0	0	-3	2
Taylor Beck	2	0-0	0	E.	2
Ross Johnston	1	0-0	0	E.	4

GOALTENDER	GP	MINS	GAA	W	L	OT	SO	GA	SA	SV%
Thomas Greiss	41	2,287	2.36	23	11	4	1	90	1197	.925
Jaroslav Halak	36	2,091	2.30	18	13	4	3	80	904	.919
Jean-Francois Berube	7	399	2.71	3	2	1	0	18	210	.914
Christopher Gibson	4	194	3.40	1	1	1	0	11	93	.882

GAME	DATE	OPPONENT	RESULTS	SCORE	RECORD
1	Oct. 9	vs. Chicago	L/OT	2-3	0-0-1
2	Oct. 10	at Chicago	L	1-4	0-1-1
3	Oct. 12	vs. Winnipeg	W	4-2	1-1-1
4	Oct. 15	vs. Nashville	W	4-3	2-1-1
5	Oct. 17	vs. San Jose	W	6-3	3-1-1
6	Oct. 20	at Columbus	W	4-0	4-1-1
7	Oct. 23	vs. Boston	L	3-5	4-2-1
8	Oct. 24	at St. Louis	W/OT	3-2	5-2-1
9	Oct. 26	vs. Calgary	W	4-0	6-2-1
10	Oct. 29	vs. Carolina	L/OT	2-3	6-2-2
11	Oct. 31	at New Jersey	L/SO	1-2	6-2-3
12	Nov. 1	vs. Buffalo	L	1-2	6-3-3
13	Nov. 3	vs. New Jersey	W	2-1	7-3-3
14	Nov. 5	at Montreal	L	1-4	7-4-3
15	Nov. 8	vs. Boston	L	1-2	7-5-3
16	Nov. 10	at San Jose	W	4-2	8-5-3
17	Nov. 12	at Los Angeles	L	1-2	8-6-3
18	Nov. 13	at Anaheim	W	4-1	9-6-3
19	Nov. 16	vs. Arizona	W	5-2	10-6-3
20	Nov. 20	vs. Montreal	L	3-5	10-7-3
21	Nov. 22	at Montreal	L	2-4	10-8-3
22	Nov. 25	vs. Philadelphia	W	3-1	11-8-3
23	Nov. 27	at Florida	L/SO	2-3	11-8-4
24	Nov. 28	at Tampa Bay	W	3-2	12-8-4
25	Nov. 30	vs. Colorado	W	5-3	13-8-4
26	Dec. 2	vs. NY Rangers	W/SO	2-1	14-8-4
27	Dec. 4	vs. St. Louis	W/SO	2-1	15-8-4
28	Dec. 5	at Ottawa	L/OT	2-3	15-8-5
29	Dec. 8	at Philadelphia	W/SO	4-3	16-8-5
30	Dec. 12	at Columbus	W/OT	3-2	17-8-5
31	Dec. 13	vs. New Jersey	W	4-0	18-8-5
32	Dec. 15	vs. Florida	L	1-5	18-9-5
33	Dec. 17	at Colorado	L	1-2	18-10-5
34	Dec. 19	at Arizona	L	0-1	18-11-5
35	Dec. 21	vs. Anaheim	W	5-2	19-11-5
36	Dec. 27	vs. Toronto	L	1-3	19-12-5
37	Dec. 29	at Toronto	W	6-3	20-12-5
38	Dec. 31	at Buffalo	W	2-1	21-12-5
39	Jan. 2	at Pittsburgh	L	2-5	21-13-5
40	Jan. 3	vs. Dallas	W	6-5	22-13-5
41	Jan. 7	vs. Washington	L	1-4	22-14-5

GAME	DATE	OPPONENT	RESULTS	SCORE	RECORD
42	Jan. 9	at Philadelphia	L	0-4	22-15-5
43	Jan. 12	vs. Columbus	W	5-2	23-15-5
44	Jan. 14	vs. NY Rangers	W	3-1	24-15-5
45	Jan. 17	vs. Vancouver	L/SO	1-2	24-15-6
46	Jan. 22	at Ottawa	W	5-2	25-15-6
47	Jan. 25	vs. Detroit	L	2-4	25-16-6
48	Feb. 2	vs. Minnesota	W	5-3	26-16-6
49	Feb. 4	at Washington	L	2-3	26-17-6
50	Feb. 6	at Detroit	L	1-5	26-18-6
51	Feb. 7	vs. Edmonton	W	8-1	27-18-6
52	Feb. 9	at Columbus	W/SO	3-2	28-18-6
53	Feb. 11	vs. Los Angeles	W	5-2	29-18-6
54	Feb. 13	at Carolina	L	3-6	29-19-6
55	Feb. 15	vs. Detroit	W	4-1	30-19-6
56	Feb. 18	vs. Washington	L/OT	2-3	30-19-7
57	Feb. 19	at New Jersey	W	1-0	31-19-7
58	Feb. 23	at Minnesota	W	4-1	32-19-7
59	Feb. 25	at Calgary	W/OT	2-1	33-19-7
60	Feb. 28	at Edmonton	L	1-3	33-20-7
61	Mar. 1	at Vancouver	W	3-2	34-20-7
62	Mar. 3	at Winnipeg	W/OT	4-3	35-20-7
63	Mar. 6	at NY Rangers	W	6-4	36-20-7
64	Mar. 8	vs. Pittsburgh	W	2-1	37-20-7
65	Mar. 9	at Toronto	L/SO	3-4	37-20-8
66	Mar. 12	at Boston	L	1-3	37-21-8
67	Mar. 14	vs. Florida	W	3-2	38-21-8
68	Mar. 15	at Pittsburgh	L/SO	1-2	38-21-9
69	Mar. 17	at Nashville	L	2-4	38-22-9
70	Mar. 19	at Dallas	L	0-3	38-23-9
71	Mar. 21	vs. Philadelphia	L	1-4	38-24-9
72	Mar. 23	vs. Ottawa	W	3-1	39-24-9
73	Mar. 25	at Tampa Bay	L	4-7	39-25-9
74	Mar. 26	at Carolina	W/OT	4-3	40-25-9
75	Mar. 29	vs. Carolina	W/SO	2-1	41-25-9
76	Mar. 31	vs. Columbus	W	4-3	42-25-9
77	Apr. 2	vs. Pittsburgh	L	0-5	42-26-9
78	Apr. 4	vs. Tampa Bay	W	5-2	43-26-9
79	Apr. 5	at Washington	W/OT	4-3	44-26-9
80	Apr. 7	at NY Rangers	W	4-1	45-26-9
81	Apr. 9	vs. Buffalo	L/OT	3-4	45-26-10
82	Apr. 10*	vs. Philadelphia	L	2-5	45-27-10

* Postponed from Jan. 23 due to snow

2014-15 NY ISLANDERS • 47-28-7 (101 PTS) • HEAD COACH – JACK CAPUANO

PLAYER	GP	G-A	PTS	+/-	PIM
John Tavares	82	38-48	86	+5	46
Kyle Okposo	60	18-33	51	-8	12
Ryan Strome	81	17-33	50	+23	47
Frans Nielsen	78	14-29	43	+8	12
Brock Nelson	82	20-22	42	+6	24
Anders Lee	76	25-16	41	+9	33
Josh Bailey	70	15-26	41	+3	12
Nick Leddy	78	10-27	37	+18	14
Johnny Boychuk	72	9-26	35	+15	14
Travis Hamonic	71	5-28	33	+15	85
Nikolay Kulemin	82	15-16	31	+7	21
Thomas Hickey	82	2-20	22	-12	26
Lubomir Visnovsky	53	5-15	20	-3	8
Mikhail Grabovski	51	9-10	19	+3	8

PLAYER	GP	G-A	PTS	+/-	PIM
Casey Cizikas	70	9-9	18	-2	24
Cal Clutterbuck	76	7-9	16	+1	60
Matt Martin	78	8-6	14	-4	114
Michael Grabner	34	8-5	13	+4	4
Calvin de Haan	65	1-11	12	+3	24
Colin McDonald	18	2-6	8	-3	0
Brian Strait	52	2-5	7	-1	32
Tyler Kennedy	13	2-3	5	-3	2
Cory Conacher	15	1-2	3	-3	14
Matt Donovan	12	0-3	3	+4	0
Eric Boulton	10	2-0	2	-1	30
Kael Moullierat	6	1-1	2	-3	8
Griffin Reinhart	8	0-1	1	+1	6
Harry Zolnierczyk	2	0-0	0	-1	0

GOALTENDER	GP	MINS	GAA	W	L	OT	SO	GA	SA	SV%
Jaroslav Halak	59	3,550	2.43	38	17	4	6	144	1673	.914
Chad Johnson	19	1,053	3.08	8	8	1	0	54	488	.889
Michal Neuvirth	5	306	2.94	1	3	1	0	15	126	.881
Kevin Poulin	1	65	2.77	0	0	1	0	3	26	.885

GAME	DATE	OPPONENT	RESULTS	SCORE	RECORD
1	Oct. 10	at Carolina	W	5-3	1-0-0
2	Oct. 11	vs. Carolina	W	4-3	2-0-0
3	Oct. 14	at NY Rangers	W	6-3	3-0-0
4	Oct. 16	vs. San Jose	W/SO	4-3	4-0-0
5	Oct. 18	at Pittsburgh	L	1-3	4-1-0
6	Oct. 21	vs. Toronto	L	2-5	4-2-0
7	Oct. 23	at Boston	W	3-2	5-2-0
8	Oct. 25	vs. Dallas	W	7-5	6-2-0
9	Oct. 28	vs. Winnipeg	L	3-4	6-3-0
10	Oct. 30	at Colorado	L	0-5	6-4-0
11	Nov. 1	at San Jose	L	1-3	6-5-0
12	Nov. 5	at Anaheim	W/OT	3-2	7-5-0
13	Nov. 6	at Los Angeles	W/SO	2-1	8-5-0
14	Nov. 8	at Phoenix	W	1-0	9-5-0
15	Nov. 11	vs. Colorado	W	6-0	10-5-0
16	Nov. 14	at Florida	W/SO	4-3	11-5-0
17	Nov. 15	at Tampa Bay	L	2-5	11-6-0
18	Nov. 18	vs. Tampa Bay	W	5-2	12-6-0
19	Nov. 21	at Pittsburgh	W/SO	5-4	13-6-0
20	Nov. 22	vs. Pittsburgh	W	4-1	14-6-0
21	Nov. 24	vs. Philadelphia	W/SO	1-0	15-6-0
22	Nov. 26	vs. Washington	W/OT	3-2	16-6-0
23	Nov. 28	at Washington	L	2-5	16-7-0
24	Nov. 29	vs. New Jersey	W	3-1	17-7-0
25	Dec. 2	vs. Ottawa	W/OT	3-2	18-7-0
26	Dec. 4	at Ottawa	W	2-1	19-7-0
27	Dec. 6	vs. St. Louis	L	4-6	19-8-0
28	Dec. 9	at Minnesota	L	4-5	19-9-0
29	Dec. 11	at St. Louis	L	3-6	19-10-0
30	Dec. 13	vs. Chicago	W	3-2	20-10-0
31	Dec. 15	vs. New Jersey	W/SO	3-2	21-10-0
32	Dec. 19	at Detroit	W	2-1	22-10-0
33	Dec. 20	vs. Lightning	W	3-1	23-10-0
34	Dec. 23	vs. Montreal	L	1-3	23-11-0
35	Dec. 27	at Buffalo	L/SO	3-4	23-11-1
36	Dec. 29	vs. Washington	W/OT	4-3	24-11-1
37	Dec. 31	at Winnipeg	W	5-2	25-11-1
38	Jan. 2	at Calgary	W	2-1	26-11-1
39	Jan. 4	at Edmonton	L	2-5	26-12-1
40	Jan. 6	at Vancouver	L	2-3	26-13-1
41	Jan. 9	at New Jersey	W/OT	3-2	27-13-1

GAME	DATE	OPPONENT	RESULTS	SCORE	RECORD
42	Jan. 10	vs. Edmonton	W	3-2	28-13-1
43	Jan. 13	at NY Rangers	W	3-0	29-13-1
44	Jan. 16	vs. Pittsburgh	W	6-3	30-13-1
45	Jan. 17	at Montreal	L	4-6	30-14-1
46	Jan. 19	vs. Philadelphia	W	7-4	31-14-1
47	Jan. 27	vs. NY Rangers	W	4-1	32-14-1
48	Jan. 29	vs. Boston	L	2-5	32-15-1
49	Jan. 31	at Detroit	L	1-4	32-16-1
50	Feb. 3	vs. Florida	L	2-4	32-17-1
51	Feb. 5	at Philadelphia	W/SO	3-2	33-17-1
52	Feb. 7	at Boston	L	1-2	33-18-1
53	Feb. 8	at Buffalo	W	3-2	34-18-1
54	Feb. 10	vs. Edmonton	W	3-2	35-18-1
55	Feb. 12	vs. Toronto	W	3-2	36-18-1
56	Feb. 14	vs. Columbus	W	6-3	37-18-1
57	Feb. 16	vs. NY Rangers	L	5-6	37-19-1
58	Feb. 17	at Carolina	W	4-1	38-19-1
59	Feb. 19	vs. Nashville	W	5-2	39-19-1
60	Feb. 21	at Washington	L/SO	2-3	39-19-2
61	Feb. 22	vs. Vancouver	L	0-4	39-20-2
62	Feb. 24	vs. Phoenix	W	5-1	40-20-2
63	Feb. 27	vs. Calgary	W	2-1	41-20-2
64	Feb. 28	vs. Carolina	L	3-5	41-21-2
65	Mar. 3	at Dallas	L/OT	2-3	41-21-3
66	Mar. 5	at Nashville	W	4-3	42-21-3
67	Mar. 7	at Florida	L/SO	3-4	42-21-4
68	Mar. 9	at Toronto	W/OT	4-3	43-21-4
69	Mar. 10	vs. NY Rangers	L	1-2	43-22-4
70	Mar. 13	vs. Ottawa	L	1-2	43-23-4
71	Mar. 14	vs. Montreal	L	1-3	43-24-4
72	Mar. 17	at Chicago	L	1-4	43-25-4
73	Mar. 21	at New Jersey	W	3-0	44-25-4
74	Mar. 24	vs. Minnesota	L/SO	1-2	44-25-5
75	Mar. 26	vs. Los Angeles	L	2-3	44-26-5
76	Mar. 28	vs. Anaheim	L	2-3	44-27-5
77	Mar. 29	vs. Detroit	W	5-4	45-27-5
78	Apr. 2	at Columbus	L/SO	3-4	45-27-6
79	Apr. 4	vs. Buffalo	W	3-0	46-27-6
80	Apr. 7	at Philadelphia	L	4-5	46-28-6
81	Apr. 10	at Pittsburgh	W	3-1	47-28-6
82	Apr. 11	vs. Columbus	L/SO	4-5	47-28-7

OPPONENTS

IN THE PAST

STANLEY CUP PLAYOFFS

MEDIA INFORMATION

2013-14 NY ISLANDERS • 34-37-11 (79 PTS) • HEAD COACH – JACK CAPUANO

OPPONENTS

IN THE PAST

STANLEY CUP PLAYOFFS

MEDIA INFORMATION

PLAYER	GP	G-A	PTS	+/-	PIM
Kyle Okposo	71	27-42	69	-9	51
John Tavares	59	24-42	66	-6	40
Frans Nielsen	80	25-33	58	-11	8
Thomas Vanek	47	17-27	44	+4	34
Josh Bailey	77	8-30	38	-8	26
Brock Nelson	72	14-12	26	-10	12
Michael Grabner	64	12-14	26	-10	12
Andrew MacDonald	63	4-20	24	-19	34
Thomas Hickey	82	4-18	22	+5	34
Cal Clutterbuck	73	12-7	19	-9	50
Colin McDonald	70	8-10	18	-22	34
Ryan Strome	37	7-11	18	-1	8
Travis Hamonic	69	3-15	18	+2	68
Casey Cizikas	80	6-10	16	-12	30
Calvin de Haan	51	3-13	16	-7	30
Matt Donovan	52	2-14	16	-9	26
Anders Lee	22	9-5	14	+3	14

PLAYER	GP	G-A	PTS	+/-	PIM
Matt Martin	79	8-6	14	-11	90
Lubomir Visnovsky	24	3-8	11	-1	10
Matt Moulson	11	6-3	9	+3	6
Pierre-Marc Bouchard	28	4-5	9	-9	12
Brian Strait	47	3-6	9	-14	14
Peter Regin	44	2-5	7	-10	18
Eric Boulton	23	2-2	4	E.	88
Aaron Ness	20	1-2	3	-13	10
Matt Carkner	53	0-3	3	-10	149
Radek Martinek	13	0-3	3	+4	4
Kevin Czuczman	13	0-2	2	-5	14
Mike Halmo	20	1-0	1	-1	32
John Persson	10	1-0	1	-4	6
Johan Sundstrom	11	0-1	1	E.	6
Scott Mayfield	5	0-0	0	-3	7
Brett Gallant	4	0-0	0	E.	17
Justin Johnson	2	0-0	0	-1	7

GOALTENDER	GP	MINS	GAA	W	L	OT	SO	GA	SA	SV%
Evgeni Nabokov	40	2,254	2.74	15	14	8	4	103	1,085	.905
Kevin Poulin	28	1,625	3.29	11	16	1	0	89	820	.891
Anders Nilsson	19	1,101	3.11	8	7	2	0	57	548	.896

GAME	DATE	OPPONENT	RESULTS	SCORE	RECORD
1	Oct. 4	at New Jersey	W/SO	4-3	1-0-0
2	Oct. 5	vs. Columbus	L/SO	2-3	1-0-1
3	Oct. 8	vs. Phoenix	W	6-1	2-0-1
4	Oct. 11	at Chicago	L	2-3	2-1-1
5	Oct. 12	at Nashville	L	2-3	2-2-1
6	Oct. 15	vs. Buffalo	L/SO	3-4	2-2-2
7	Oct. 17	vs. Edmonton	W	3-2	3-2-2
8	Oct. 19	vs. Carolina	L	3-4	3-3-2
9	Oct. 22	vs. Vancouver	L/OT	4-5	3-3-3
10	Oct. 25	at Pittsburgh	W	4-3	4-3-3
11	Oct. 26	vs. Philadelphia	L	2-5	4-4-3
12	Oct. 29	vs. NY Rangers	L	2-3	4-5-3
13	Nov. 1	at Ottawa	W/SO	5-4	5-5-3
14	Nov. 2	vs. Boston	W	3-1	6-5-3
15	Nov. 5	at Washington	L	2-6	6-6-3
16	Nov. 7	at Carolina	L	0-1	6-7-3
17	Nov. 9	at Columbus	L	2-5	6-8-3
18	Nov. 10	at Montreal	L	2-4	6-9-3
19	Nov. 12	vs. Nashville	W	3-1	7-9-3
20	Nov. 14	vs. Los Angeles	L	2-3	7-10-3
21	Nov. 16	vs. Detroit	W/SO	5-4	8-10-3
22	Nov. 19	at Toronto	L	2-5	8-11-3
23	Nov. 22	at Pittsburgh	L	3-4	8-12-3
24	Nov. 23	at Philadelphia	L	2-5	8-13-3
25	Nov. 27	vs. Winnipeg	L	2-3	8-14-3
26	Nov. 29	vs. Detroit	L	0-5	8-15-3
27	Nov. 30	vs. Washington	L/OT	2-3	8-15-4
28	Dec. 3	vs. Pittsburgh	L/OT	2-3	8-15-5
29	Dec. 5	at St. Louis	L	1-5	8-16-5
30	Dec. 7	at Los Angeles	L	0-3	8-17-5
31	Dec. 9	at Anaheim	L	2-5	8-18-5
32	Dec. 10	at San Jose	W/SO	3-2	9-18-5
33	Dec. 12	at Phoenix	L	3-6	9-19-5
34	Dec. 14	vs. Montreal	L/OT	0-1	9-19-6
35	Dec. 17	vs. Tampa Bay	L/SO	2-3	9-19-7
36	Dec. 20	at NY Rangers	W	5-3	10-19-7
37	Dec. 21	vs. Anaheim	L	3-5	10-20-7
38	Dec. 23	at Detroit	W	3-0	11-20-7
39	Dec. 28	vs. New Jersey	L	1-2	11-21-7
40	Dec. 29	at Minnesota	W	5-4	12-21-7
41	Dec. 31	at Boston	W	5-3	13-21-7

GAME	DATE	OPPONENT	RESULTS	SCORE	RECORD
42	Jan. 2	vs. Chicago	W/OT	3-2	14-21-7
43	Jan. 4	vs. Carolina	L	2-3	14-22-7
44	Jan. 6	vs. Dallas	W	7-3	15-22-7
45	Jan. 7	at Toronto	W	5-3	16-22-7
46	Jan. 10	at Colorado	W/OT	2-1	17-22-7
47	Jan. 12	at Dallas	W	4-2	18-22-7
48	Jan. 14	at Florida	L	2-4	18-23-7
49	Jan. 16	at Tampa Bay	W/SO	2-1	19-23-7
50	Jan. 18	at Philadelphia	L	4-6	19-24-7
51	Jan. 20	vs. Philadelphia	W/SO	4-3	20-24-7
52	Jan. 21	at NY Rangers	W	5-3	21-24-7
53	Jan. 23	vs. Pittsburgh	L	4-6	21-25-7
54	Jan. 25	vs. St. Louis	L/SO	3-4	21-25-8
55	Jan. 27	vs. Boston	L	3-6	21-26-8
56	Jan. 29	vs. NY Rangers	L	1-2	21-27-8
57	Jan. 31	at NY Rangers	L	1-4	21-28-8
58	Feb. 4	at Washington	W	1-0	22-28-8
59	Feb. 6	vs. Calgary	L	2-4	22-29-8
60	Feb. 8	vs. Colorado	L	2-5	22-30-8
61	Feb. 27	vs. Toronto	W	5-4	23-30-8
62	Mar. 1	vs. New Jersey	L	1-6	23-31-8
63	Mar. 2	vs. Florida	L	3-5	23-32-8
64	Mar. 4	at Winnipeg	W/OT	3-2	24-32-8
65	Mar. 6	at Edmonton	L/OT	2-3	24-32-9
66	Mar. 7	at Calgary	L	3-4	24-33-9
67	Mar. 10	at Vancouver	W	7-4	25-33-9
68	Mar. 14	vs. San Jose	L	3-4	25-34-9
69	Mar. 15	vs. Buffalo	W	4-1	26-34-9
70	Mar. 18	vs. Minnesota	L	0-6	26-35-9
71	Mar. 23	vs. Columbus	W	2-0	27-35-9
72	Mar. 25	at Carolina	W	5-4	28-35-9
73	Mar. 27	at Tampa Bay	L/SO	2-3	28-35-10
74	Mar. 29	vs. New Jersey	W/SO	2-1	29-35-10
75	Apr. 1	vs. Florida	W	4-2	30-35-10
76	Apr. 2	at Ottawa	W	2-1	31-35-10
77	Apr. 5	vs. Washington	L/SO	3-4	31-35-11
78	Apr. 6	at Columbus	L	0-4	31-36-11
79	Apr. 8	vs. Ottawa	L	1-4	31-37-11
80	Apr. 10	at Montreal	W	2-0	32-37-11
81	Apr. 11	at New Jersey	W/SO	3-2	33-37-11
82	Apr. 13	at Buffalo	W/SO	4-3	34-37-11

2012-13 NY ISLANDERS • 24-17-7 (55 PTS) • HEAD COACH – JACK CAPUANO

PLAYER	GP	G-A	PTS	+/-	PIM
John Tavares	48	28-19	47	-2	18
Matt Moulson	47	15-29	44	-3	4
Brad Boyes	48	10-25	35	-6	16
Frans Nielsen	48	6-23	29	-3	12
Mark Streit	48	6-21	27	-14	22
Kyle Okposo	48	4-20	24	-2	38
Michael Grabner	45	16-5	21	+4	12
Josh Bailey	38	11-8	19	+7	6
Colin McDonald	45	7-10	17	-1	32
Casey Cizikas	45	6-9	15	E	14
Lubomir Visnovsky	35	3-11	14	+12	20
Keith Aucoin	41	6-6	12	-1	4
Andrew MacDoanld	48	3-9	12	-2	20

PLAYER	GP	G-A	PTS	+/-	PIM
Matt Martin	48	4-7	11	-2	63
Travis Hamonic	48	3-7	10	-8	28
David Ullstrom	20	2-3	5	-2	6
Marty Reasoner	31	0-5	5	-3	4
Thomas Hickey	39	1-3	4	+9	8
Brian Strait	19	0-4	4	+4	10
Radek Martinek	13	3-0	3	-2	4
Anders Lee	2	1-1	2	-3	0
Matt Carkner	22	0-2	2	-2	46
Jesse Joensuu	7	0-2	2	+2	6
Joe Finley	16	0-1	1	-5	20
Eric Boulton	15	0-0	0	-4	36

GOALTENDER	GP	MINS	GAA	W	L	OT	EN	SO	GA	SA	SV%
Evgeni Nabokov	41	2,475	2.50	23	11	7	6	3	103	1,139	.910
Kevin Poulin	5	258	3.02	1	3	0	1	0	13	122	.893
Rick DiPietro	3	176	4.09	0	3	0	1	0	12	83	.855

GAME	DATE	OPPONENT	RESULTS	SCORE	RECORD
1	Jan. 19	vs. New Jersey	L	1-2	0-1-0
2	Jan. 21	vs. Tampa Bay	W	4-3	1-1-0
3	Jan. 24	at Toronto	W	7-4	2-1-0
4	Jan. 25	at Boston	L	2-4	2-2-0
5	Jan. 27	at Winnipeg	L/OT	4-5	2-2-1
6	Jan. 29	at Pittsburgh	W	4-1	3-2-1
7	Jan. 31	at New Jersey	W	5-4	4-2-1
8	Feb. 3	vs. New Jersey	L	0-3	4-3-1
9	Feb. 5	vs. Pittsburgh	L	2-4	4-4-1
10	Feb. 7	at NY Rangers	L	1-4	4-5-1
11	Feb. 9	vs. Buffalo	L	2-3	4-6-1
12	Feb. 11	vs. Carolina	L	4-6	4-7-1
13	Feb. 14	at NY Rangers	W/SO	4-3	5-7-1
14	Feb. 16	vs. New Jersey	W	5-1	6-7-1
15	Feb. 18	at Philadelphia	L	0-7	6-8-1
16	Feb. 19	at Ottawa	L	1-3	6-9-1
17	Feb. 21	at Montreal	W/OT	4-3	7-9-1
18	Feb. 23	at Buffalo	W	4-0	8-9-1
19	Feb. 24	vs. Carolina	L	2-4	8-10-1
20	Feb. 26	vs. Boston	L	1-4	8-11-1
21	Feb. 28	vs. Toronto	L/OT	4-5	8-11-2
22	Mar. 3	vs. Ottawa	W/SO	3-2	9-11-2
23	Mar. 5	vs. Montreal	W	6-3	10-11-2
24	Mar. 7	vs. NY Rangers	L/OT	1-2	10-11-3

GAME	DATE	OPPONENT	RESULTS	SCORE	RECORD
25	Mar. 9	vs. Washington	W	5-2	11-11-3
26	Mar. 10	at Pittsburgh	L	1-6	11-12-3
27	Mar. 14	at Tampa Bay	W	2-0	12-12-3
28	Mar. 16	at Florida	W	4-3	13-12-3
29	Mar. 19	vs. Ottawa	L	3-5	13-13-3
30	Mar. 21	vs. Montreal	L	2-5	13-14-3
31	Mar. 22	vs. Pittsburgh	L	2-4	13-15-3
32	Mar. 24	vs. Florida	W	3-0	14-15-3
33	Mar. 26	at Washington	W	3-2	15-15-3
34	Mar. 28	at Philadelphia	W/SO	4-3	16-15-3
35	Mar. 30	at Pittsburgh	L	0-2	16-16-3
36	Apr. 1	at New Jersey	W	3-1	17-16-3
37	Apr. 2	vs. Winnipeg	W	5-2	18-16-3
38	Apr. 4	at Washington	L/SO	1-2	18-16-4
39	Apr. 6	vs. Tampa Bay	W	4-2	19-16-4
40	Apr. 9	vs. Philadelphia	W	4-1	20-16-4
41	Apr. 11	at Boston	W	2-1	21-16-4
42	Apr. 13	vs. NY Rangers	L/OT	0-1	21-16-5
43	Apr. 16	vs. Florida	W	5-2	22-16-5
44	Apr. 18	at Toronto	W	5-3	23-16-5
45	Apr. 20	at Winnipeg	W/SO	5-4	24-16-5
46	Apr. 23	at Carolina	L/SO	3-4	24-16-6
47	Apr. 25	at Philadelphia	L	1-2	24-17-6
48	Apr. 26	at Buffalo	L/SO	1-2	24-17-7

OPPONENTS

IN THE PAST

STANLEY CUP PLAYOFFS

MEDIA INFORMATION

2011-12 NY ISLANDERS • 34-37-11 (79 PTS) • HEAD COACH – JACK CAPUANO

OPPONENTS

IN THE PAST

STANLEY CUP PLAYOFFS

MEDIA INFORMATION

PLAYER	GP	G-A	PTS	+/-	PIM
John Tavares	82	31-50	81	-6	26
Matt Moulson	82	36-33	69	+1	6
PA Parenteau	80	18-49	67	-8	89
Frans Nielsen	82	17-30	47	-3	6
Mark Streit	82	7-40	47	-27	46
Kyle Okposo	79	24-21	45	-15	46
Michael Grabner	78	20-12	32	-10	32
Josh Bailey	80	13-19	32	-18	12
Travis Hamonic	73	2-22	24	+6	73
Andrew MacDonald	47	5-14	19	-5	26
Matt Martin	80	7-7	14	-17	121
Milan Jurcina	65	3-8	11	-34	30
David Ullstrom	29	4-4	8	-2	6
Steve Staios	65	0-8	8	-19	53
Dylan Reese	28	1-6	7	E	11

PLAYER	GP	G-A	PTS	+/-	PIM
Marty Reasoner	61	1-5	6	-25	34
Mark Eaton	62	1-3	4	-17	10
Casey Cizikas	15	0-4	4	+1	6
Jay Pandolfo	62	1-2	3	-14	8
Mike Mottau	29	0-2	2	-10	15
Nino Niederreiter	55	1-0	1	-29	12
Blake Comeau	16	0-0	0	-11	6
Micheal Haley	14	0-0	0	-1	57
Aaron Ness	9	0-0	0	E	2
Rhett Rakhshani	5	0-0	0	E	2
Matt Donovan	3	0-0	0	-3	0
Trevor Gillies	3	0-0	0	-1	0
Ty Wishart	1	0-0	0	E	0
Calvin de Haan	1	0-0	0	+1	0

GOALTENDER	GP	MINS	GAA	W	L	OT	EN	SO	GA	SA	SV%
Evgeni Nabokov	42	2,378	2.55	19	18	3	10	2	101	1172	.914
Anders Nilsson	4	218	2.75	1	2	0	0	1	10	162	.911
Kevin Poulin	6	296	3.04	2	4	0	0	0	15	162	.907
Al Montoya	31	1,720	3.10	9	11	5	3	0	89	832	.893
Rick DiPietro	8	354	3.73	3	2	3	1	0	22	177	.876

GAME	DATE	OPPONENT	RESULTS	SCORE	RECORD
1	Oct. 8	vs. Florida	L	0-2	0-1-0
2	Oct. 10	vs. Minnesota	W	2-1	1-1-0
3	Oct. 13	vs. Tampa Bay	W	5-1	2-1-0
4	Oct. 15	vs. NY Rangers	W	4-2	3-1-0
5	Oct. 20	at Tampa Bay	L	1-4	3-2-0
6	Oct. 22	at Florida	L	2-4	3-3-0
7	Oct. 25	vs. Pittsburgh	L	0-3	3-4-0
8	Oct. 27	at Pittsburgh	L/SO	2-3	3-4-1
9	Oct. 29	vs. San Jose	L/OT	2-3	3-4-2
10	Nov. 3	vs. Winnipeg	L	0-3	3-5-2
11	Nov. 5	vs. Washington	W	5-3	4-5-2
12	Nov. 7	at Boston	L	2-6	4-6-2
13	Nov. 10	at Colorado	L/OT	3-4	4-6-3
14	Nov. 13	at Vancouver	L	1-4	4-7-3
15	Nov. 15	vs. NY Rangers	L	2-4	4-8-3
16	Nov. 17	vs. Montreal	W	4-3	5-8-3
17	Nov. 19	vs. Boston	L	0-6	5-9-3
18	Nov. 21	at Pittsburgh	L	0-5	5-10-3
19	Nov. 23	vs. Philadelphia	L/OT	3-4	5-10-4
20	Nov. 25	vs. New Jersey	L	0-1	5-11-4
21	Nov. 26	at New Jersey	W	3-2	6-11-4
22	Nov. 29	at Buffalo	W	2-1	7-11-4
23	Dec. 2	at Chicago	L/SO	4-5	7-11-5
24	Dec. 3	at Dallas	W	5-4	8-11-5
25	Dec. 6	vs. Tampa Bay	W	5-1	9-11-5
26	Dec. 8	vs. Chicago	L/OT	2-3	9-11-6
27	Dec. 10	vs. Pittsburgh	L	3-6	9-12-6
28	Dec. 13	at Montreal	L	3-5	9-13-6
29	Dec. 15	vs. Dallas	L	2-3	9-14-6
30	Dec. 17	at Minnesota	W/SO	2-1	10-14-6
31	Dec. 20	at Winnipeg	W/SO	3-2	11-14-6
32	Dec. 22	at NY Rangers	L	2-4	11-15-6
33	Dec. 23	vs. Toronto	L	3-5	11-16-6
34	Dec. 26	at NY Rangers	L	0-3	11-17-6
35	Dec. 29	vs. Calgary	W	3-1	12-17-6
36	Dec. 31	vs. Edmonton	W	4-1	13-17-6
37	Jan. 3	at Carolina	W/SO	4-3	14-17-6
38	Jan. 6	at Anaheim	L	2-4	14-18-6
39	Jan. 7	at Phoenix	L	1-5	14-19-6
40	Jan. 10	vs. Detroit	W	5-1	15-19-6
41	Jan. 12	vs. Philadelphia	L	2-3	15-20-6

GAME	DATE	OPPONENT	RESULTS	SCORE	RECORD
42	Jan. 14	vs. Buffalo	W	4-2	16-20-6
43	Jan. 16	vs. Nashville	L	1-3	16-21-6
44	Jan. 17	at Washington	W	3-0	17-21-6
45	Jan. 19	at Philadelphia	W	4-1	18-21-6
46	Jan. 21	vs. Carolina	W/OT	2-1	19-21-6
47	Jan. 23	at Toronto	L	0-3	19-22-6
48	Jan. 24	vs. Toronto	L/OT	3-4	19-22-7
49	Jan. 31	at Carolina	W	5-2	20-22-7
50	Feb. 3	at Ottawa	W/OT	2-1	21-22-7
51	Feb. 4	vs. Buffalo	L/SO	3-4	21-22-8
52	Feb. 7	at Philadelphia	W/SO	1-0	22-22-8
53	Feb. 9	vs. Montreal	L	2-4	22-23-8
54	Feb. 11	vs. Los Angeles	W/OT	2-1	23-23-8
55	Feb. 12	vs. Florida	L	1-4	23-24-8
56	Feb. 14	at Winnipeg	W	3-1	24-24-8
57	Feb. 16	at St. Louis	L	1-5	24-25-8
58	Feb. 18	vs. Carolina	W	4-3	25-25-8
59	Feb. 20	vs. Ottawa	L	0-6	25-26-8
60	Feb. 21	at Buffalo	L	1-2	25-27-8
61	Feb. 24	vs. NY Rangers	W/SO	4-3	26-27-8
62	Feb. 26	at Ottawa	L	2-5	26-28-8
63	Feb. 28	at Washington	L/OT	2-3	26-28-9
64	Mar. 1	at Philadelphia	L	3-6	26-29-9
65	Mar. 3	at Boston	W	3-2	27-29-9
66	Mar. 4	vs. New Jersey	W	1-0	28-29-9
67	Mar. 8	at New Jersey	L	1-5	28-30-9
68	Mar. 10	vs. New Jersey	L	1-2	28-31-9
69	Mar. 11	at NY Rangers	L/OT	2-3	28-31-10
70	Mar. 13	vs. Washington	L/SO	4-5	28-31-11
71	Mar. 15	vs. Philadelphia	L	2-3	28-32-11
72	Mar. 17	at Montreal	W/SO	3-2	29-32-11
73	Mar. 20	at Toronto	W	5-2	30-32-11
74	Mar. 24	at Tampa Bay	L	3-4	30-33-11
75	Mar. 25	at Florida	W/SO	3-2	31-33-11
76	Mar. 27	at Pittsburgh	W	5-3	32-33-11
77	Mar. 29	vs. Pittsburgh	W	5-3	33-33-11
78	Mar. 31	vs. Boston	L	3-6	33-34-11
79	Apr. 1	vs. Ottawa	L	1-5	33-35-11
80	Apr. 3	at New Jersey	L	1-3	33-36-11
81	Apr. 5	vs. Winnipeg	W	5-4	34-36-11
82	Apr. 7	at Columbus	L	3-7	34-37-11

2010-11 NY ISLANDERS • 30-39-13 (73 PTS) • HEAD COACH – SCOTT GORDON/JACK CAPUANO

PLAYER	GP	G-A	PTS	+/-	PIM
John Tavares	79	29-38	67	-16	53
Matt Moulson	82	31-22	53	-10	24
PA Parenteau	81	20-33	53	-8	46
Michael Grabner	76	34-18	52	+13	10
Blake Comeau	77	24-22	46	-17	43
Frans Nielsen	71	13-31	44	+13	38
Josh Bailey	70	11-17	28	-13	37
Andrew MacDonald	60	4-23	27	+9	37
Travis Hamonic	62	5-21	26	+4	103
Jack Hillen	64	4-18	22	-5	45
Rob Schremp	45	10-12	22	-19	12
James Wisniewski	32	3-18	21	-18	18
Kyle Okposo	38	5-15	20	+3	40
Milan Jurcina	46	4-13	17	-4	30
Radek Martinek	64	3-13	16	-5	35
Matt Martin	68	5-9	14	-13	147
Jesse Joensuu	42	6-3	9	-6	33
Doug Weight	18	2-7	9	-3	10
Zenon Konopka	82	2-7	9	-14	307
Dylan Reese	27	0-6	6	-12	15
Bruno Gervais	53	0-6	6	-14	30

PLAYER	GP	G-A	PTS	+/-	PIM
Ty Wishart	20	1-4	5	+5	10
Jon Sim	34	1-3	4	-10	22
Trent Hunter	17	1-3	4	-3	23
Jeremy Colliton	15	2-1	3	-7	10
Micheal Haley	27	2-1	3	-4	85
Mike Mottau	20	0-3	3	-12	8
Mark Eaton	34	0-3	3	-2	8
Trevor Gillies	39	2-0	2	-3	165
Nino Niederreiter	9	1-1	2	-1	8
Mark Katic	11	0-1	1	-9	4
Justin DiBenedetto	8	0-1	1	-2	2
Shane Sims	1	0-0	0	Even	0
Rhett Rakhshani	2	0-0	0	-1	0
Jamie Doornbosch	1	0-0	0	-1	0
Matt Campanale	1	0-0	0	Even	2
Al Montoya	20	0-1	1	Goalie	2
Rick DiPietro	26	0-1	1	Goalie	25
Dwayne Roloson	20	0-1	1	Goalie	2
Kevin Poulin	10	0-0	0	Goalie	0
Nathan Lawson	10	0-0	0	Goalie	0
Mikko Koskinen	4	0-0	0	Goalie	0

GOALTENDER	GP	MINS	GAA	W	L	OT	EN	SO	GA	SA	SV%
Al Montoya	20	1,154	2.39	9	15	5	0	1	46	585	.921
Dwayne Roloson	20	1,206	2.64	6	13	1	2	0	53	629	.916
Kevin Poulin	10	491	2.44	4	2	1	2	0	20	262	.924
Rick DiPietro	26	1,533	3.44	8	14	4	2	1	88	773	.886
Mikko Koskinen	4	208	4.33	2	1	0	2	0	15	118	.873
Nathan Lawson	10	384	4.06	1	4	2	2	0	26	243	.893

GAME	DATE	OPPONENT	RESULTS	SCORE	RECORD
1	Oct. 9	vs. Dallas	L/SO	4-5	0-0-1
2	Oct. 11	vs. NY Rangers	W	6-4	1-0-1
3	Oct. 13	at Washington	L	1-2	1-1-1
4	Oct. 15	at Pittsburgh	L/OT	2-3	1-1-2
5	Oct. 16	vs. Colorado	W	5-2	2-1-2
6	Oct. 18	at Toronto	W/OT	2-1	3-1-2
7	Oct. 21	at Tampa Bay	W/OT	3-2	4-1-2
8	Oct. 23	at Florida	L	3-4	4-2-2
9	Oct. 27	at Montreal	L	3-5	4-3-2
10	Oct. 29	vs. Montreal	L	1-3	4-4-2
11	Oct. 30	at Philadelphia	L	1-6	4-5-2
12	Nov. 3	at Carolina	L	2-7	4-6-2
13	Nov. 4	at Ottawa	L	1-4	4-7-2
14	Nov. 6	vs. Philadelphia	L	1-2	4-8-2
15	Nov. 10	at Anaheim	L	0-1	4-9-2
16	Nov. 11	at San Jose	L/SO	1-2	4-9-3
17	Nov. 13	at Los Angeles	L	1-5	4-10-3
18	Nov. 17	vs. Tampa Bay	L	2-4	4-11-3
19	Nov. 20	vs. Florida	L	1-4	4-12-3
20	Nov. 21	at Atlanta	L/OT	1-2	4-12-4
21	Nov. 24	vs. Columbus	L/OT	3-4	4-12-5
22	Nov. 26	vs. New Jersey	W	2-0	5-12-5
23	Dec. 2	vs. NY Rangers	L	5-6	5-13-5
24	Dec. 3	at NY Rangers	L	0-2	5-14-5
25	Dec. 5	vs. Philadelphia	L	2-3	5-15-5
26	Dec. 9	at Boston	L	2-5	5-16-5
27	Dec. 11	vs. Atlanta	L	4-5	5-17-5
28	Dec. 13	at Nashville	L	0-5	5-18-5
29	Dec. 16	vs. Anaheim	W	3-2	6-18-5
30	Dec. 18	vs. Phoenix	L/SO	3-4	6-18-6
31	Dec. 22	vs. Tampa Bay	W/OT	2-1	7-18-6
32	Dec. 23	at New Jersey	W	5-1	8-18-6
33	Dec. 26	vs. Montreal	W	4-1	9-18-6
34	Dec. 27	at NY Rangers	L	2-7	9-19-6
35	Dec. 29	vs. Pittsburgh	W/SO	2-1	10-19-6
36	Dec. 31	at Detroit	W/OT	4-3	11-19-6
37	Jan. 3	at Calgary	W	5-2	12-19-6
38	Jan. 6	at Edmonton	L	1-2	12-20-6
39	Jan. 8	at Colorado	W/OT	4-3	13-20-6
40	Jan. 9	at Chicago	L	0-5	13-21-6
41	Jan. 11	vs. Vancouver	L/SO	3-4	13-21-7

GAME	DATE	OPPONENT	RESULTS	SCORE	RECORD
42	Jan. 13	vs. Ottawa	L	4-6	13-22-7
43	Jan. 15	vs. Buffalo	W	5-3	14-22-7
44	Jan. 17	vs. New Jersey	L	2-5	14-23-7
45	Jan. 20	vs. Washington	L	1-2	14-24-7
46	Jan. 21	at Buffalo	W	4-2	15-24-7
47	Jan. 23	vs. Buffalo	L	3-5	15-25-7
48	Jan. 25	at Pittsburgh	L	0-1	15-26-7
49	Jan. 26	vs. Carolina	L	2-4	15-27-7
50	Feb. 1	at Atlanta	W	4-1	16-27-7
51	Feb. 2	at Pittsburgh	L	0-3	16-28-7
52	Feb. 5	vs. Ottawa	W	5-3	17-28-7
53	Feb. 8	vs. Toronto	L	3-5	17-29-7
54	Feb. 10	at Montreal	W/SO	4-3	18-29-7
55	Feb. 11	vs. Pittsburgh	W	9-3	19-29-7
56	Feb. 13	at Buffalo	W/OT	7-6	20-29-7
57	Feb. 15	at Ottawa	W/SO	4-3	21-29-7
58	Feb. 17	vs. Boston	L	3-6	21-30-7
59	Feb. 19	vs. Los Angeles	W	3-0	22-30-7
60	Feb. 21	vs. Florida	W	5-1	23-30-7
61	Feb. 22	at Toronto	L	1-2	23-31-7
62	Feb. 24	at Philadelphia	L/OT	3-4	23-31-8
63	Feb. 26	vs. Washington	L	2-3	23-32-8
64	Mar. 1	at Washington	L/OT	1-2	23-32-9
65	Mar. 2	vs. Atlanta	W	4-1	24-32-9
66	Mar. 5	vs. St. Louis	W	5-2	25-32-9
67	Mar. 6	vs. New Jersey	L/SO	2-3	25-32-10
68	Mar. 8	vs. Toronto	W/OT	4-3	26-32-10
69	Mar. 11	vs. Boston	W	4-2	27-32-10
70	Mar. 12	at New Jersey	L/OT	2-3	27-32-11
71	Mar. 15	at NY Rangers	L	3-6	27-33-11
72	Mar. 18	at Carolina	L/OT	2-3	27-33-12
73	Mar. 19	at Florida	W/SO	4-3	28-33-12
74	Mar. 22	at Tampa Bay	W	5-2	29-33-12
75	Mar. 24	vs. Atlanta	L	1-2	29-34-12
76	Mar. 26	vs. Philadelphia	L	1-4	29-35-12
77	Mar. 30	at New Jersey	L	2-3	29-36-12
78	Mar. 31	vs. NY Rangers	W	6-2	30-36-12
79	Apr. 2	vs. Carolina	L	2-4	30-37-12
80	Apr. 6	at Boston	L	2-3	30-38-12
81	Apr. 8	vs. Pittsburgh	L/SO	3-4	30-38-13
82	Apr. 9	at Philadelphia	L	4-7	30-39-13

OPPONENTS

IN THE PAST

STANLEY CUP PLAYOFFS

MEDIA INFORMATION

2009-10 NY ISLANDERS • 34-37-11 (79 PTS) • HEAD COACH – SCOTT GORDON

OPPONENTS

IN THE PAST

STANLEY CUP PLAYOFFS

MEDIA INFORMATION

PLAYER	GP	G-A	PTS	+/-	PIM
John Tavares	82	24-30	54	-15	22
Kyle Okposo	80	19-33	52	-22	34
Mark Streit	82	11-38	49	Even	48
Matt Moulson	82	30-18	48	-1	16
Frans Nielsen	76	12-26	38	+4	6
Blake Comeau	61	17-18	35	-2	40
Josh Bailey	73	16-19	35	+5	18
Richard Park	81	9-22	31	-9	28
Trent Hunter	61	11-17	28	+3	18
Rob Schremp	44	7-18	25	-4	8
Sean Bergenheim	63	10-13	23	+1	45
Jon Sim	77	13-9	22	-4	44
Jack Hillen	69	3-18	21	-5	44
Bruno Gervais	71	3-14	17	-15	31
Doug Weight	36	1-16	17	-1	8
Freddy Meyer	64	4-11	15	-2	40
Jeff Tambellini	36	7-7	14	-8	14
Andy Sutton	54	4-8	12	-3	73

PLAYER	GP	G-A	PTS	+/-	PIM
Tim Jackman	54	4-5	9	-4	98
Andrew MacDonald	46	1-6	7	+4	20
Nate Thompson	39	1-5	6	-14	39
Brendan Witt	42	2-3	5	-18	45
Dylan Reese	19	2-2	4	+4	14
Dustin Kohn	22	0-4	4	-2	4
Radek Martinek	16	2-1	3	-1	12
Matt Martin	5	0-2	2	-1	26
Jesse Joensuu	11	1-0	1	+4	4
Martin Biron	29	0-1	1	Goalie	0
Trevor Gillies	14	0-1	1	-2	75
Rick DiPietro	8	0-1	1	Goalie	2
Mark Flood	6	0-1	1	-4	0
Joel Rechlicz	6	0-0	0	-2	27
Michael Haley	2	0-0	0	-3	9
Greg Mauldin	1	0-0	0	-1	0
Anton Klementyev	1	0-0	0	Even	0
Dwayne Roloson	50	0-0	0	Goalie	14

GOALTENDER	GP	MINS	GAA	W	L	OT	EN	SO	GA	SA	SV%
Rick DiPietro	8	462	2.60	2	5	0	2	1	20	201	.900
Dwayne Roloson	50	2,897	3.00	23	18	7	2	1	145	1,555	.907
Martin Biron	29	1,634	3.27	9	14	4	0	1	89	859	.896

GAME	DATE	OPPONENT	RESULTS	SCORE	RECORD
1	Oct. 3	PIT	L/SO	2-3	0-0-1
2	Oct. 8	at OTT	L/OT	2-3	0-0-2
3	Oct. 10	at BOS	L/SO	3-4	0-0-3
4	Oct. 12	LAK	L	1-2	0-1-3
5	Oct. 16	at BUF	L	3-6	0-2-3
6	Oct. 17	SJS	L	1-4	0-3-3
7	Oct. 21	CAR	W	4-3	1-3-3
8	Oct. 22	at MTL	L	1-5	1-4-3
9	Oct. 24	WSH	L/OT	2-3	1-4-4
10	Oct. 26	at MTL	L/OT	2-3	1-4-5
11	Oct. 28	NYR	W	3-1	2-4-5
12	Oct. 30	at WSH	W/OT	4-3	3-4-5
13	Oct. 31	BUF	W	5-0	4-4-5
14	Nov. 2	EDM	W	3-1	5-4-5
15	Nov. 4	at BUF	L	0-3	5-5-5
16	Nov. 6	at NJD	L	1-2	5-6-5
17	Nov. 7	ATL	W	6-3	6-6-5
18	Nov. 11	at WSH	L/SO	4-5	6-6-6
19	Nov. 13	at CAR	W/OT	4-3	7-6-6
20	Nov. 14	at FLA	L/SO	4-5	7-6-7
21	Nov. 16	at BOS	W	4-1	8-6-7
22	Nov. 20	at MIN	L	2-3	8-7-7
23	Nov. 21	at STL	L	1-4	8-8-7
24	Nov. 23	at TOR	W/OT	4-3	9-8-7
25	Nov. 25	PHI	L	1-2	9-9-7
26	Nov. 27	PIT	W	3-2	10-9-7
27	Nov. 28	at NJD	L	1-6	10-10-7
28	Dec. 3	at ATL	W	4-1	11-10-7
29	Dec. 5	at TBL	L	0-4	11-11-7
30	Dec. 8	at PHI	L	2-6	11-12-7
31	Dec. 9	at TOR	L	2-3	11-13-7
32	Dec. 12	BOS	W/OT	3-2	12-13-7
33	Dec. 14	FLA	L	1-7	12-14-7
34	Dec. 16	at NYR	W	2-1	13-14-7
35	Dec. 17	NYR	L	2-5	13-15-7
36	Dec. 19	MTL	L	0-3	13-16-7
37	Dec. 21	TBL	L	2-4	13-17-7
38	Dec. 23	TOR	W	3-1	14-17-7
39	Dec. 26	at NYR	W/OT	3-2	15-17-7
40	Dec. 27	PHI	L	1-2	15-18-7
41	Dec. 29	CBJ	W/SO	2-1	16-18-7

GAME	DATE	OPPONENT	RESULTS	SCORE	RECORD
42	Dec. 31	OTT	L/SO	2-3	16-18-8
43	Jan. 2	ATL	W/SO	6-5	17-18-8
44	Jan. 6	at COL	W	3-2	18-18-8
45	Jan. 8	at DAL	L	3-4	18-19-8
46	Jan. 9	at PHX	W/SO	5-4	19-19-8
47	Jan. 12	DET	W	6-0	20-19-8
48	Jan. 16	BUF	W/SO	3-2	21-19-8
49	Jan. 18	NJD	W	4-0	22-19-8
50	Jan. 19	at PIT	L	4-6	22-20-8
51	Jan. 21	FLA	W/SO	2-1	23-20-8
52	Jan. 23	NJD	L	2-4	23-21-8
53	Jan. 26	WSH	L	2-7	23-22-8
54	Jan. 28	at CAR	L	1-4	23-23-8
55	Jan. 30	at PHI	L	1-2	23-24-8
56	Jan. 31	at FLA	L	0-2	23-25-8
57	Feb. 4	at TBL	L	2-5	23-26-8
58	Feb. 6	CAR	L	1-3	23-27-8
59	Feb. 9	NSH	W/SO	4-3	24-27-8
60	Feb. 10	at PIT	L	1-3	24-28-8
61	Feb. 13	TBL	W	5-4	25-28-8
62	Feb. 14	OTT	L	3-4	25-29-8
63	Mar. 2	CHI	W	5-3	26-29-8
64	Mar. 4	at ATL	L	3-6	26-30-8
65	Mar. 6	BOS	L	2-3	26-31-8
66	Mar. 9	at PHI	L	2-3	26-32-8
67	Mar. 11	STL	L/SO	1-2	26-32-9
68	Mar. 13	NJD	W	4-2	27-32-9
69	Mar. 14	TOR	W	4-1	28-32-9
70	Mar. 16	at VAN	W	5-2	29-32-9
71	Mar. 19	at ANA	L/OT	4-5	29-32-10
72	Mar. 20	at LAK	L	0-1	29-33-10
73	Mar. 24	at NYR	L	0-5	29-34-10
74	Mar. 25	CLG	W	3-2	30-34-10
75	Mar. 27	at CBJ	W/OT	4-3	31-34-10
76	Mar. 30	NYR	L	3-4	31-35-10
77	Apr. 1	PHI	W	6-4	32-35-10
78	Apr. 3	OTT	W	4-1	33-35-10
79	Apr. 6	MTL	W/SO	4-3	34-35-10
80	Apr. 8	at PIT	L	3-7	34-36-10
81	Apr. 10	at NJD	L	1-7	34-37-10
82	Apr. 11	PIT	L/OT	5-6	34-37-11

2008-09 NY ISLANDERS • 26-47-9 (61 PTS) • HEAD COACH – SCOTT GORDON

PLAYER	GP	G-A	PTS	+/-	PIM
Mark Streit	74	16-40	56	+5	62
Kyle Okposo	65	18-21	39	-6	36
Doug Weight	53	10-28	38	-15	55
Bill Guerin	61	16-20	36	-15	63
Frans Nielsen	59	9-24	33	-4	18
Trent Hunter	55	14-17	31	-8	41
Richard Park	71	14-17	31	-13	34
Andy Hilbert	67	11-16	27	-3	22
Blake Comeau	53	7-18	25	-17	32
Josh Bailey	68	7-18	25	-14	16
Sean Bergenheim	59	15-9	24	-2	64
Mike Comrie	41	7-13	20	-8	26
Bruno Gervais	69	3-16	19	-15	33
Dean McAmmond	62	5-11	16	+7	24
with Ottawa	44	3-4	7	+2	16
with ISLANDERS	18	2-7	9	+5	8
Chris Campoli	51	6-11	17	-20	43
Jon Sim	49	9-6	15	-12	42
Jeff Tambellini	65	7-8	15	-20	32
Tim Jackman	69	5-7	12	-17	155
Radek Martinek	51	6-4	10	-16	28
Andy Sutton	23	2-8	10	+3	40
Freddy Meyer	27	4-5	9	-19	14

PLAYER	GP	G-A	PTS	+/-	PIM
Brendan Witt	65	0-9	9	-34	94
Jack Hillen	40	1-5	6	-9	16
Mike Iggulden	11	1-4	5	-3	4
Nate Thompson	43	2-2	4	-11	49
Thomas Pock	59	1-2	3	-17	35
Jesse Joensuu	7	1-2	3	-1	4
Mike Sillinger	7	2-0	2	-5	0
Joe Callahan	18	0-2	2	+5	4
Rick DiPietro	5	0-2	2	Goalie	2
Trevor Smith	7	1-0	1	-3	0
Kurtis McLean	4	1-0	1	+1	0
Joey MacDonald	49	0-1	1	Goalie	6
Joel Rechlicz	17	0-1	1	-1	68
Yann Danis	10	0-0	0	Goalie	0
Jeremy Colliton	6	0-1	1	-2	2
Brett Skinner	11	0-0	0	+3	4
Mitchell Fritz	20	0-0	0	-4	42
Ben Walter	4	0-0	0	-2	0
Andrew MacDonald	3	0-0	0	+2	2
Peter Mannino	3	0-0	0	Goalie	0
Sean Bentivoglio	1	0-0	0	Even	2
Jamie Frazer	1	0-0	0	Even	0

GOALTENDER	GP	MINS	GAA	W	L	OT	EN	SO	GA	SA	SV%
Yann Danis	31	1,760	2.86	10	17	3	1	2	84	933	.910
Joey MacDonald	49	2,792	3.37	14	26	6	7	1	157	1584	.901
Rick DiPietro	5	256	3.52	1	3	0	0	0	15	139	.892
Peter Mannino	3	133	4.51	1	1	0	0	0	10	87	.885

GAME	DATE	OPPONENT	RESULTS	SCORE	RECORD
1	Oct. 10	at N.J.	L	1-2	0-1-0
2	Oct. 11	STL	W	5-2	1-1-0
3	Oct. 13	BUF	L	1-7	1-2-0
4	Oct. 16	at T.B.	W/OT	4-3	2-2-0
5	Oct. 18	at FLA	L	0-2	2-3-0
6	Oct. 23	DAL	L	3-5	2-4-0
7	Oct. 25	CAR	L	3-4	2-5-0
8	Oct. 27	NYR	L	2-4	2-6-0
9	Oct. 30	at PHI	L/OT	2-3	2-6-1
10	Nov. 1	MTL	L	4-5	2-7-1
11	Nov. 3	CBJ	W/OT	4-3	3-7-1
12	Nov. 4	at NYR	W	2-1	4-7-1
13	Nov. 6	at ATL	L	3-4	4-8-1
14	Nov. 8	PIT	L/SO	3-4	4-8-2
15	Nov. 11	PHI	L	1-3	4-9-2
16	Nov. 13	at OTT	W	3-1	5-9-2
17	Nov. 15	OTT	W	3-2	6-9-2
18	Nov. 17	VAN	W/SO	2-1	7-9-2
19	Nov. 21	at N.J.	L	2-5	7-10-2
20	Nov. 22	at BUF	W	4-2	8-10-2
21	Nov. 24	at MTL	W/SO	4-3	9-10-2
22	Nov. 26	PIT	L	3-5	9-11-2
23	Nov. 28	at BOS	L	2-7	9-12-2
24	Nov. 29	OTT	W	4-2	10-12-2
25	Dec. 4	at WAS	L	2-5	10-13-2
26	Dec. 6	ATL	L	1-5	10-14-2
27	Dec. 8	at TOR	L	2-4	10-15-2
28	Dec. 9	at PHI	L	3-4	10-16-2
29	Dec. 11	at PIT	L	2-9	10-17-2
30	Dec. 13	at CBJ	L	1-3	10-18-2
31	Dec. 16	WAS	L/OT	4-5	10-18-3
32	Dec. 19	at MIN	L	1-4	10-19-3
33	Dec. 20	at NAS	L	0-1	10-20-3
34	Dec. 23	ATL	L	2-4	10-21-3
35	Dec. 26	TOR	W	4-1	11-21-3
36	Dec. 27	at BUF	L/SO	3-4	11-21-4
37	Dec. 29	at NYR	L	4-5	11-22-4
38	Dec. 31	FLA	W	4-2	12-22-4
39	Jan. 2	at PHX	L	4-5	12-23-4
40	Jan. 3	at S.J.	L	3-5	12-24-4
41	Jan. 5	at EDM	L	2-3	12-25-4

GAME	DATE	OPPONENT	RESULTS	SCORE	RECORD
42	Jan. 8	at CGY	L	2-5	12-26-4
43	Jan. 13	NYR	L	1-2	12-27-4
44	Jan. 15	BOS	L	1-2	12-28-4
45	Jan. 17	N.J.	L	2-2-0	12-29-4
46	Jan. 19	WAS	L/OT	1-2	12-29-5
47	Jan. 21	ANA	W	2-0	13-29-5
48	Jan. 29	at ATL	W	5-4	14-29-5
49	Jan. 31	FLA	W	3-1	15-29-5
50	Feb. 3	T.B.	W	3-1	16-29-5
51	Feb. 5	at FLA	L	2-3	16-30-5
52	Feb. 7	at T.B.	L	0-1	16-31-5
53	Feb. 10	LAK	L/SO	3-4	16-31-6
54	Feb. 11	at N.J.	L	2-4	16-32-6
55	Feb. 14	at PHI	L	4-8-2	16-33-6
56	Feb. 16	PIT	W/SO	3-2	17-33-6
57	Feb. 18	at NYR	L	1-3	17-34-6
58	Feb. 19	CAR	L	2-6	17-35-6
59	Feb. 21	N.J.	W	4-0	18-35-6
60	Feb. 25	at PIT	L	0-1	18-36-6
61	Feb. 26	MTL	L/SO	4-5	18-36-7
62	Feb. 28	BUF	W	2-0	19-36-7
63	Mar. 2	COL	W	4-2	20-36-7
64	Mar. 5	NYR	L	2-4	20-37-7
65	Mar. 7	N.J.	W	7-3	21-37-7
66	Mar. 8	PHX	W	3-2	22-37-7
67	Mar. 10	at TOR	L/OT	2-3	22-37-8
68	Mar. 12	at MTL	W/OT	3-2	23-37-8
69	Mar. 14	at BOS	L	1-2	23-38-8
70	Mar. 15	at CHI	W	4-2	24-38-8
71	Mar. 20	at CAR	L	4-5	24-39-8
72	Mar. 21	at OTT	L	2-5	24-40-8
73	Mar. 25	MIN	L	2-6	24-41-8
74	Mar. 27	at DET	W	2-0	25-41-8
75	Mar. 28	PHI	L/SO	3-4	25-41-9
76	Apr. 1	at WAS	L	3-5	25-42-9
77	Apr. 2	MTL	L	1-5	25-43-9
78	Apr. 4	T.B.	W	3-1	26-43-9
79	Apr. 7	at CAR	L	0-9	26-44-9
80	Apr. 9	at PIT	L	1-6	26-45-9
81	Apr. 11	PHI	L	2-3	26-46-9
82	Apr. 12	BOS	L	2-6	26-47-9

OPPONENTS

IN THE PAST

STANLEY CUP PLAYOFFS

MEDIA INFORMATION

2007-08 NY ISLANDERS • 35-38-9 (79 PTS) • HEAD COACH – TED NOLAN

OPPONENTS

IN THE PAST

STANLEY CUP PLAYOFFS

MEDIA INFORMATION

PLAYER	GP	G-A	PTS	+/-	PIM
Mike Comrie	76	21-28	49	-21	87
Bill Guerin	81	23-21	44	-15	65
Miroslav Satan	80	16-25	41	-11	39
Trent Hunter	82	12-29	41	-17	43
Josef Vasicek	81	16-19	35	+1	53
Ruslan Fedotenko	67	16-17	33	-9	40
Richard Park	82	12-20	32	-4	20
Mike Sillinger	52	14-12	26	-10	28
Sean Bergenheim	78	10-12	22	-3	62
Bryan Berard	54	5-17	22	-17	48
Chris Campoli	46	4-14	18	-1	16
Marc-Andre Bergeron	46	9-9	18	-14	16
Andy Hilbert	70	8-8	16	+2	22
Blake Comeau	51	8-7	15	+1	18
Radek Martinek	69	0-15	15	-9	40
Bruno Gervais	60	0-13	13	-5	34
Freddy Meyer	57	3-9	12	+2	22
Andy Sutton	58	1-7	8	-6	86
Brendan Witt	59	2-5	7	-8	51
Rick DiPietro	63	0-6	6	Goalie	18
Kyle Okposo	9	2-3	5	+3	2

PLAYER	GP	G-A	PTS	+/-	PIM
Tim Jackman	36	1-3	4	-3	57
Jeff Tambellini	31	1-3	4	-9	8
Frans Nielsen	16	2-1	3	+1	0
Chris Simon	28	1-2	3	-1	43
Rob Davison	34	1-1	2	-6	53
with San Jose	15	0-0	0	-3	21
with ISLANDERS	19	1-1	2	-3	32
Aaron Johnson	30	0-2	2	+2	30
Ben Walter	8	1-0	1	-1	0
Jack Hillen	2	0-1	1	+1	4
Drew Fata	5	0-1	1	-1	4
Jon Sim	2	0-1	1	-1	2
Matthew Spiller	9	0-1	1	-2	7
Darryl Bootland	4	0-1	1	Even	2
Shawn Bates	2	0-1	1	-2	0
Steve Regier	8	0-0	0	-1	4
Kip Brennan	3	0-0	0	Even	12
Jeremy Colliton	16	0-0	0	-4	8
Matt Keith	3	0-0	0	-1	0
Wade Dubielewicz	20	0-0	0	Goalie	0
Joey MacDonald	2	0-0	0	Goalie	0

GOALTENDER	GP	MINS	GAA	W	L	OTL	EN	SO	GA	SA	SV%
Wade Dubielewicz	20	1132	2.70	9	9	1	3	0	51	627	.919
Rick DiPietro	63	3707	2.82	26	28	7	3	3	174	1779	.902
Joey MacDonald	2	120	3.00	0	1	1	0	0	6	73	.918

GAME	DATE	OPPONENT	RESULTS	SCORE	RECORD
1	Oct. 5	at BUF	W	6-4	1-0-0
2	Oct. 6	BUF	W	3-2	2-0-0
3	Oct. 8	WSH	L	1-2	2-1-0
4	Oct. 10	NYR	W	2-1	3-1-0
5	Oct. 11	at TOR	L	1-8	3-2-0
6	Oct. 13	at PHI	L	1-3	3-3-0
7	Oct. 18	at WSH	W	5-2	4-3-0
8	Oct. 20	N.J.	W/OT	4-3	5-3-0
9	Oct. 27	CAR	L	3-8	5-4-0
10	Nov. 1	T.B.	W	4-0	6-4-0
11	Nov. 3	PIT	W	3-2	7-4-0
12	Nov. 6	NYR	W	3-2	8-4-0
13	Nov. 10	N.J.	W	2-1	9-4-0
14	Nov. 12	at PHI	L	2-3	9-5-0
15	Nov. 15	at PIT	L	2-3	9-6-0
16	Nov. 16	at N.J.	W	1-0	10-6-0
17	Nov. 19	at NYR	W	2-1	11-6-0
18	Nov. 21	MTL	L	1-4	11-7-0
19	Nov. 23	at BOS	L	1-2	11-8-0
20	Nov. 24	BOS	W	2-1	12-8-0
21	Nov. 26	DAL	L/OT	2-3	12-8-1
22	Nov. 28	OTT	W/SO	3-2	13-8-1
23	Nov. 29	at NYR	L	2-4	13-9-1
24	Dec. 1	ATL	W	0-4	13-10-1
25	Dec. 3	BOS	L	1-3	13-11-1
26	Dec. 5	at ATL	L/SO	3-4	13-11-2
27	Dec. 7	at FLA	L	0-3	13-12-2
28	Dec. 8	at T.B.	W/OT	3-2	14-12-2
29	Dec. 12	at BUF	L	3-5	14-13-2
30	Dec. 13	PHX	L	3-2	15-13-2
31	Dec. 15	PIT	L	2-3	15-14-2
32	Dec. 19	BUF	L	1-2	15-15-2
33	Dec. 21	at PIT	W	4-2	16-15-2
34	Dec. 22	WSH	W/OT	3-2	17-15-2
35	Dec. 26	TOR	W/OT	4-3	18-15-2
36	Dec. 27	at OTT	L	2-5	18-16-2
37	Dec. 29	N.J.	W	5-2	19-16-2
38	Dec. 31	at CAR	W	4-1	20-16-2
39	Jan. 3	FLA	L/OT	3-4	20-16-3
40	Jan. 5	at COL	L/OT	1-2	20-16-4
41	Jan. 7	at EDM	L	0-4	20-17-4

GAME	DATE	OPPONENT	RESULTS	SCORE	RECORD
42	Jan. 8	at VAN	L/SO	2-3	20-17-5
43	Jan. 11	at CGY	W/SO	5-4	21-17-5
44	Jan. 13	at OTT	W	3-1	22-17-5
45	Jan. 15	MTL	L	1-3	22-18-5
46	Jan. 16	at N.J.	W	3-1	23-18-5
47	Jan. 19	PHI	L	3-5	23-19-5
48	Jan. 21	CAR	L/OT	2-3	23-19-6
49	Jan. 22	at CAR	W	6-3	24-19-6
50	Jan. 24	at BOS	L	1-4	24-20-6
51	Jan. 29	OTT	L	2-5	24-21-6
52	Jan. 31	L.A.	L	1-3	24-22-6
53	Feb. 2	at MTL	L	1-4	24-23-6
54	Feb. 5	ANA	L	0-3	24-24-6
55	Feb. 7	at PIT	L	3-4	24-25-6
56	Feb. 9	at MIN	L/OT	3-4	24-25-7
57	Feb. 12	PHI	W	4-3	25-25-7
58	Feb. 14	at TOR	W	5-4	26-25-7
59	Feb. 16	ATL	W	4-1	27-25-7
60	Feb. 18	S.J.	W	3-2	28-25-7
61	Feb. 20	at WSH	W/SO	3-2	29-25-7
62	Feb. 21	T.B.	W	1-0	30-25-7
63	Feb. 23	at N.J.	L	2-4	30-26-7
64	Feb. 26	PIT	L	2-4	30-27-7
65	Feb. 28	at ATL	W/OT	5-4	31-27-7
66	Mar. 1	PHI	L	1-4	31-28-7
67	Mar. 2	FLA	L	0-1	31-29-7
68	Mar. 4	at NYR	W/SO	4-3	32-29-7
69	Mar. 6	NYR	L	1-4	32-30-7
70	Mar. 8	at PHI	L	1-4	32-31-7
71	Mar. 11	at T.B.	L	4-8	32-32-7
72	Mar. 12	at FLA	L	2-4	32-33-7
73	Mar. 15	at MTL	L	0-3	32-34-7
74	Mar. 18	TOR	L	1-3	32-35-7
75	Mar. 21	at N.J.	W	3-1	33-35-7
76	Mar. 23	at PHI	L	1-4	33-36-7
77	Mar. 24	PIT	W	4-1	34-36-7
78	Mar. 27	at PIT	L	1-3	34-37-7
79	Mar. 29	PHI	L/SO	3-4	34-37-8
80	Apr. 1	N.J.	L/OT	1-2	34-37-9
81	Apr. 3	NYR	L	0-3	34-38-9
82	Apr. 4	at NYR	W/SO	4-3	35-38-9

2006-07 NY ISLANDERS • 40-30-12 (92 PTS) • HEAD COACH – TED NOLAN

PLAYER	GP	G-A	PTS	+/-	PIM
Jason Blake	82	40-29	69	+1	34
Ryan Smyth	71	36-32	68	+2	52
with Edmonton	53	31-22	53	+2	38
with ISLANDERS	18	5-10	15	Even	14
Miroslav Satan	81	27-32	59	-12	46
Mike Sillinger	82	26-33	59	+5	46
Viktor Kozlov	81	25-26	51	+12	28
Alexei Yashin	58	18-32	50	+6	44
Marc-Andre Bergeron	78	14-32	46	-4	38
with Edmonton	55	8-17	25	-9	28
with ISLANDERS	23	6-15	21	+5	10
Tom Poti	78	6-38	44	-1	74
Randy Robitaille	78	11-29	40	-6	44
with Philadelphia	28	5-12	17	-4	22
with ISLANDERS	50	6-17	23	-2	22
Trent Hunter	77	20-15	35	+5	22
Andy Hilbert	81	8-20	28	+10	34
Chris Simon	67	10-17	27	+17	75
Richard Park	82	10-16	26	+4	33
Sean Hill	81	1-24	25	+6	110
Arron Asham	80	11-12	23	+3	63
Richard Zednik	42	7-14	21	-6	18
with Washington	32	6-12	18	-4	16
with ISLANDERS	10	1-2	3	-2	2

PLAYER	GP	G-A	PTS	+/-	PIM
Radek Martinek	43	2-15	17	+19	40
Chris Campoli	51	1-13	14	-3	23
Brendan Witt	81	1-13	14	+14	131
Mike York	32	6-7	13	-9	14
Alexei Zhitnik	30	2-9	11	+13	40
Shawn Bates	48	4-6	10	+13	34
Jeff Tambellini	23	2-7	9	+6	6
Freddy Meyer	60	2-6	8	-4	38
with Philadelphia	25	2-3	5	-4	14
with ISLANDERS	35	0-3	3	Even	24
Bruno Gervais	51	0-6	6	-10	28
Frans Nielsen	15	1-1	2	-2	0
Rick DiPietro	62	0-2	2	Goalie	24
Drew Fata	3	1-0	1	-2	5
Allan Rourke	11	0-1	1	Even	4
Mike Dunham	19	0-1	1	Goalie	0
Blake Comeau	3	0-0	0	Even	0
Jeremy Colliton	1	0-0	0	-1	0
Eric Boguniecki	11	0-0	0	Even	8
Deron Quint	5	0-0	0	Even	0
Steve Regier	1	0-0	0	Even	0
Wade Dubielewicz	8	0-0	0	Goalie	0

GOALTENDER	GP	MINS	GAA	W	L	OTL	EN	SO	GA	SA	SV%
Wade Dubielewicz	8	378	2.06	4	1	0	1	0	13	198	.934
Rick DiPietro	62	3626	2.58	32	19	9	2	5	156	1917	.919
Mike Dunham	19	979	3.74	4	10	3	2	0	61	552	.889

GAME	DATE	OPPONENT	RESULTS	SCORE	RECORD
1	Oct. 5	at PHX	L	3-6	0-1-0
2	Oct. 7	at S.J.	L	0-2	0-2-0
3	Oct. 10	at L.A.	L	2-4	0-3-0
4	Oct. 11	at ANA	W/SO	5-4	1-3-0
5	Oct. 14	BOS	W	4-1	2-3-0
6	Oct. 16	NSH	L/SO	1-2	2-3-1
7	Oct. 19	PIT	L/OT	3-4	2-3-2
8	Oct. 21	CAR	W/OT	4-3	3-3-2
9	Oct. 26	BUF	L	0-3	3-4-2
10	Oct. 28	FLA	W/OT	4-3	4-4-2
11	Oct. 31	CHI	W	5-2	5-4-2
12	Nov. 2	at N.J.	W	5-2	6-4-2
13	Nov. 4	ATL	L	1-4	6-5-2
14	Nov. 6	T.B.	L	1-5	6-6-2
15	Nov. 9	at PHI	W	3-1	7-6-2
16	Nov. 15	at DAL	W	3-0	8-6-2
17	Nov. 17	at T.B.	L/SO	2-3	8-6-3
18	Nov. 18	at FLA	W	4-1	9-6-3
19	Nov. 20	at TOR	L	2-4	9-7-3
20	Nov. 22	CAR	W	4-2	10-7-3
21	Nov. 24	PIT	W	3-1	11-7-3
22	Nov. 25	WSH	W	4-1	12-7-3
23	Nov. 28	at PIT	L	2-3	12-8-3
24	Nov. 30	PHI	L	2-3	12-9-3
25	Dec. 2	at PIT	W	5-3	13-9-3
26	Dec. 3	at NYR	W	7-4	14-9-3
27	Dec. 5	OTT	L	2-4	14-10-3
28	Dec. 7	MTL	L	2-4	14-11-3
29	Dec. 9	FLA	W/OT	5-4	15-11-3
30	Dec. 15	at PIT	L	4-7	15-12-3
31	Dec. 16	ATL	W	6-0	16-12-3
32	Dec. 19	at NYR	W	4-3	17-12-3
33	Dec. 22	at CAR	L	1-5	17-13-3
34	Dec. 23	C.B.J.	W	4-0	18-13-3
35	Dec. 26	NYR	W	2-0	19-13-3
36	Dec. 27	at OTT	L	0-2	19-14-3
37	Dec. 30	N.J.	L	0-2	19-15-3
38	Jan. 1	at BUF	L	1-3	19-16-3
39	Jan. 2	PHI	L	2-3	19-17-3
40	Jan. 4	at N.J.	L	3-4	19-18-3
41	Jan. 6	at CAR	L	2-4	19-19-3

GAME	DATE	OPPONENT	RESULTS	SCORE	RECORD
42	Jan. 9	at NYR	W	5-3	20-19-3
43	Jan. 11	at BOS	W/SO	5-4	21-19-3
44	Jan. 13	N.J.	L/OT	1-2	21-19-4
45	Jan. 15	T.B.	L	1-3	21-20-4
46	Jan. 16	at PIT	L	2-5	21-21-4
47	Jan. 18	at PHI	W	4-2	22-21-4
48	Jan. 26	at ATL	L/OT	4-5	22-21-5
49	Jan. 27	BUF	W	5-3	23-21-5
50	Jan. 30	DET	L/OT	3-4	23-21-6
51	Feb. 1	at ATL	W	5-2	24-21-6
52	Feb. 3	at MTL	W	4-2	25-21-6
53	Feb. 4	at WSH	L/SO	1-2	25-21-7
54	Feb. 7	PHI	W	2-0	26-21-7
55	Feb. 8	at N.J.	L	0-2	26-22-7
56	Feb. 10	at BOS	L/SO	3-4	26-22-8
57	Feb. 13	at TOR	W/SO	3-2	27-22-8
58	Feb. 15	BOS	W	4-1	28-22-8
59	Feb. 17	N.J.	L	0-2	28-23-8
60	Feb. 19	PIT	W	6-5	29-23-8
61	Feb. 22	TOR	W/SO	3-2	30-23-8
62	Feb. 24	MTL	W	3-2	31-23-8
63	Feb. 27	PHI	W/OT	6-5	32-23-8
64	Mar. 1	STL	L/OT	2-3	32-23-9
65	Mar. 3	at WSH	W	6-2	33-23-9
66	Mar. 5	at NYR	L/SO	1-2	33-23-10
67	Mar. 8	NYR	L	1-2	33-24-10
68	Mar. 10	WSH	W	5-2	34-24-10
69	Mar. 13	at MTL	L	3-5	34-25-10
70	Mar. 15	at OTT	L	2-5	34-26-10
71	Mar. 17	at FLA	L	5-8	34-27-10
72	Mar. 20	at T.B.	L/OT	3-4	34-27-11
73	Mar. 22	PIT	W	3-1	35-27-11
74	Mar. 24	at PHI	W	4-3	36-27-11
75	Mar. 25	NYR	L/OT	1-2	36-27-12
76	Mar. 27	N.J.	L	2-3	36-28-12
77	Mar. 30	at BUF	L	4-6	36-29-12
78	Mar. 31	OTT	L	2-5	36-30-12
79	Apr. 3	NYR	W/SO	3-2	37-30-12
80	Apr. 5	TOR	W	5-2	38-30-12
81	Apr. 7	at PHI	W	4-2	39-30-12
82	Apr. 8	at N.J.	W/SO	3-2	40-30-12

OPPONENTS

IN THE PAST

STANLEY CUP PLAYOFFS

MEDIA INFORMATION

2005-06 NY ISLANDERS • 36-40-6 (78 PTS) • HEAD COACH – STEVE STIRLING/BRAD SHAW

OPPONENTS

IN THE PAST

STANLEY CUP PLAYOFFS

MEDIA INFORMATION

PLAYER	GP	G-A	PTS	+/-	PIM
Miroslav Satan	82	35-31	66	-8	54
Alexei Yashin	82	28-38	66	-14	68
Jason Blake	76	28-29	57	Even	60
Mark Parrish	57	24-17	41	-14	16
Mike York	75	13-39	52	-9	30
Trent Hunter	82	16-19	35	-9	34
Shawn Bates	66	15-19	34	-11	60
Chris Campoli	80	9-25	34	-16	46
Alexei Zhitnik	59	5-24	29	+4	88
Brent Sopel	57	2-25	27	-9	64
Arron Asham	63	9-15	24	-5	103
Oleg Kvasha	49	9-12	21	-2	32
Robert Nilsson	53	6-14	20	-6	26
Radek Martinek	74	1-16	17	-9	32
Brad Lukowich	57	1-12	13	-3	32
Janne Niinimaa	41	1-9	10	-7	62
Joel Bouchard	25	1-8	9	+5	23
Sean Bergenheim	28	4-5	9	-11	20
Jeff Hamilton	13	2-6	8	Even	8
Wyatt Smith	42	0-8	8	-7	26
Bruno Gervais	27	3-4	7	-1	8
Mattias Weinhandl	53	2-4	6	-4	14
Denis Grebeshkov	29	0-5	5	-12	20
with Los Angeles	8	0-2	2	-4	12
with ISLANDERS	21	0-3	3	-8	8

PLAYER	GP	G-A	PTS	+/-	PIM
Eric Godard	57	2-2	4	-2	115
Jeff Tambellini	25	1-3	4	+1	10
with Los Angeles	4	0-0	0	-1	2
with ISLANDERS	21	1-3	4	+2	8
Petteri Nokelainen	15	1-1	2	-1	4
Jeremy Colliton	19	1-1	2	+2	6
Rob Collins	8	1-1	2	+1	0
Allan Rourke	6	0-1	1	+1	0
John Erskine	60	1-0	1	-15	161
with Dallas	26	0-0	0	-3	62
with ISLANDERS	34	1-0	1	-12	99
Rick DiPietro	63	0-1	1	Goalie	28
Tomi Pettinen	18	0-0	0	-2	16
Kevin Colley	16	0-0	0	-2	52
Masi Marjamaki	1	0-0	0	Even	0
Cole Jarrett	1	0-0	0	+1	0
Matt Koalska	3	0-0	0	-1	2
Steve Regier	9	0-0	0	-1	0
Ryan Caldwell	2	0-0	0	-2	2
Garth Snow	20	0-0	0	Goalie	2
Wade Dubielewicz	7	0-0	0	Goalie	0

GOALTENDER	GP	MINS	GAA	W	L	OT	EN	SO	GA	SA	SV%
Wade Dubielewicz	7	310	2.90	2	3	0	1	0	15	145	.897
Rick DiPietro	63	3572	3.02	30	24	5	7	1	180	1797	.900
Garth Snow	20	1096	3.72	4	13	1	4	0	68	595	.886

GAME	DATE	OPPONENT	RESULTS	SCORE	RECORD
1	Oct. 5	at BUF	L	4-6	0-1-0
2	Oct. 8	CAR	W	3-2	1-1-0
3	Oct. 10	FLA	L	1-3	1-2-0
4	Oct. 13	at WSH	W	5-3	2-2-0
5	Oct. 15	at PHI	L	1-5	2-3-0
6	Oct. 19	at NYR	W/SO	3-2	3-3-0
7	Oct. 20	NYR	W	5-4	4-3-0
8	Oct. 22	at MTL	L	3-4	4-4-0
9	Oct. 25	ATL	W	4-3	5-4-0
10	Oct. 27	at NYR	L	1-3	5-5-0
11	Oct. 29	BUF	L	4-6	5-6-0
12	Nov. 1	BOS	W/OT	4-3	6-6-0
13	Nov. 3	PIT	L	1-5	6-7-0
14	Nov. 5	at OTT	L	0-6	6-8-0
15	Nov. 8	at N.J.	W	4-1	7-8-0
16	Nov. 10	at PHI	L	2-3	7-9-0
17	Nov. 12	BOS	W	5-2	8-9-0
18	Nov. 14	at PIT	W/SO	3-2	9-9-0
19	Nov. 16	at ATL	W	7-3	10-9-0
20	Nov. 17	at T.B.	L	2-3	10-10-0
21	Nov. 19	at FLA	W	5-3	11-10-0
22	Nov. 23	BUF	L/SO	3-4	11-10-1
23	Nov. 25	OTT	L	2-6	11-11-1
24	Nov. 26	at PHI	W	4-2	12-11-1
25	Nov. 29	PHI	L	3-4	12-12-1
26	Dec. 4	at DET	W	2-1	13-12-1
27	Dec. 6	at STL	W	6-3	14-12-1
28	Dec. 8	at CBJ	L/SO	3-4	14-12-2
29	Dec. 10	EDM	W/SO	3-2	15-12-2
30	Dec. 13	MIN	L	3-4	15-13-2
31	Dec. 17	COL	W	5-4	16-13-2
32	Dec. 19	at TOR	L	6-9	16-14-2
33	Dec. 21	N.J.	W	4-2	17-14-2
34	Dec. 23	OTT	L	2-4	17-15-2
35	Dec. 26	at BUF	L	3-6	17-16-2
36	Dec. 28	NYR	L	2-6	17-17-2
37	Dec. 30	at OTT	L	3-4	17-18-2
38	Jan. 2	T.B.	L	1-2	17-19-2
39	Jan. 4	FLA	W/OT	4-3	18-19-2
40	Jan. 6	at CAR	L	1-4	18-20-2
41	Jan. 7	CAR	L	0-3	18-21-2

GAME	DATE	OPPONENT	RESULTS	SCORE	RECORD
42	Jan. 10	at NSH	L	1-2	18-22-2
43	Jan. 12	CGY	W	3-2	19-22-2
44	Jan. 14	VAN	L	1-8	19-23-2
45	Jan. 17	at CHI	W/OT	2-1	20-23-2
46	Jan. 19	at CAR	L	3-4	20-24-2
47	Jan. 21	at N.J.	L/SO	2-3	20-24-3
48	Jan. 24	N.J.	L	0-4	20-25-3
49	Jan. 26	PIT	W/SO	4-3	21-25-3
50	Jan. 28	at BOS	W	4-3	22-25-3
51	Jan. 31	WSH	W	5-3	23-25-3
52	Feb. 2	NYR	L	2-5	23-26-3
53	Feb. 4	at PIT	W/SO	5-4	24-26-3
54	Feb. 6	T.B.	L/OT	2-3	24-26-4
55	Feb. 8	at PHI	L	2-5	24-27-4
56	Feb. 11	at N.J.	W	2-1	25-27-4
57	Feb. 28	MTL	L	3-5	25-28-4
58	Mar. 2	N.J.	W/SO	3-2	26-28-4
59	Mar. 4	PHI	W	4-2	27-28-4
60	Mar. 6	at WSH	L	2-5	27-29-4
61	Mar. 7	N.J.	W/SO	2-1	28-29-4
62	Mar. 10	TOR	W/SO	2-1	29-29-4
63	Mar. 11	at BOS	W	3-1	30-29-4
64	Mar. 14	at N.J.	W	6-1	31-29-4
65	Mar. 16	at ATL	L	2-4	31-30-4
66	Mar. 17	at FLA	L	2-4	31-31-4
67	Mar. 19	at T.B.	L	2-5	31-32-4
68	Mar. 21	MTL	W	3-1	32-32-4
69	Mar. 24	at PIT	L/OT	3-4	32-32-5
70	Mar. 25	ATL	W	5-1	33-32-5
71	Mar. 28	at MTL	L	0-2	33-33-5
72	Mar. 29	NYR	L	1-5	33-34-5
73	Mar. 31	PIT	L	0-4	33-35-5
74	Apr. 2	PHI	L	1-4	33-36-5
75	Apr. 5	at TOR	L	2-3	33-37-5
76	Apr. 6	at NYR	L	1-3	33-38-5
77	Apr. 8	WSH	W	5-0	34-38-5
78	Apr. 11	at NYR	W	3-2	35-38-5
79	Apr. 13	TOR	L/OT	3-4	35-38-6
80	Apr. 15	PIT	W/SO	5-4	36-38-6
81	Apr. 17	at PIT	L	1-6	36-39-6
82	Apr. 18	PHI	L	1-4	36-40-6

2003-04 NY ISLANDERS • 38-29-11-4 (91 PTS) • HEAD COACH – STEVE STIRLING

PLAYER	GP	G-A	PTS	+/-	PIM
Trent Hunter	77	25-26	51	+23	16
Oleg Kvasha	81	15-36	51	+4	48
Mariusz Czerkawski	81	25-24	49	+3	16
Jason Blake	75	22-25	47	+11	56
Adrian Aucoin	81	13-31	44	+20	54
Michael Peca	76	11-29	49	+17	71
Mark Parrish	59	24-11	35	+8	18
Alexei Yashin	47	15-19	34	-1	10
Shawn Bates	69	9-23	32	-8	46
Roman Hamrlik	81	7-22	29	+2	68
Kenny Jonsson	79	5-24	29	+25	22
Janne Niimimaa	82	9-19	28	+12	64
Dave Scatchard	61	9-16	25	+12	78
Arron Asham	79	12-12	24	-12	92
Cliff Ronning	40	9-15	24	+3	2
Mattias Weinhandl	55	8-12	20	+9	26
Justin Papineau	64	8-5	13	+4	8

PLAYER	GP	G-A	PTS	+/-	PIM
Eric Cairns	72	2-6	8	-5	189
Radek Martinek	47	4-3	7	-9	43
Sven Butenschon	41	1-6	7	-3	30
Justin Mapletoft	27	1-4	5	-1	6
Jason Wiemer	13	1-3	4	-1	24
Sean Bergenheim	18	1-1	2	-4	0
Eric Manlow	18	0-2	2	-2	2
Rick DiPietro	50	0-2	2	Goalie	22
Mattias Timander	5	1-1	2	+2	2
Eric Godard	31	0-1	1	-2	97
Garth Snow	39	0-1	1	Goalie	28
Alexander Karpovtsev	3	0-1	1	+1	4
Steve Webb	10	0-0	0	-1	4
Jeff Hamilton	1	0-0	0	Even	0
Derek Bekar	4	0-0	0	Even	2
Tomi Pettinen	4	0-0	0	-2	2
Wade Dubielewicz	2	0-0	0	Goalie	0

GOALTENDER	GP	MINS	GAA	W	L	OTL	EN	SO	GA	SA	SV%
Wade Dubielewicz	2	105	1.71	1	0	1	0	0	3	50	.940
Rick DiPietro	50	2844	2.36	23	18	5	1	5	112	1261	.911
Garth Snow	39	2015	2.80	14	15	5	0	1	94	932	.899

GAME	DATE	OPPONENT	RESULTS	SCORE	RECORD
1	Oct. 9	at WSH	L	1-6	0-1-0-0
2	Oct. 11	at BUF	W	6-0	1-1-0-0
3	Oct. 14	at ATL	T	2-2	1-1-1-0
4	Oct. 18	FLA	W	2-1	2-1-1-0
5	Oct. 20	TOR	W	5-2	3-1-1-0
6	Oct. 23	at MTL	L	0-3	3-2-1-0
7	Oct. 25	PIT	W	7-2	4-2-1-0
8	Oct. 28	N.J.	L	0-4	4-3-1-0
9	Oct. 29	at PIT	T	4-4	4-3-2-0
10	Nov. 1	ANA	W	4-1	5-3-2-0
11	Nov. 3	OTT	W	6-3	6-3-2-0
12	Nov. 6	DAL	W	4-1	7-3-2-0
13	Nov. 8	ATL	L	3-4	7-4-2-0
14	Nov. 11	at PHI	L	1-2	7-5-2-0
15	Nov. 13	MTL	W	3-1	8-5-2-0
16	Nov. 15	at NSH	L	3-4	8-6-2-0
17	Nov. 19	at FLA	W	4-1	9-6-2-0
18	Nov. 20	at T.B.	L	2-3	9-7-2-0
19	Nov. 22	at COL	L	1-2	9-8-2-0
20	Nov. 26	CAR	L	0-2	9-9-2-0
21	Nov. 28	at DET	L	0-6	9-10-2-0
22	Nov. 29	PHI	L	1-5	9-11-2-0
23	Dec. 2	WSH	L	1-4	9-12-2-0
24	Dec. 4	NYR	L	2-4	9-13-2-0
25	Dec. 6	CHI	W	5-2	10-13-2-0
26	Dec. 9	T.B.	W	5-2	11-13-2-0
27	Dec. 10	at N.J.	L/OT	0-1	11-13-2-1
28	Dec. 13	ATL	W	4-0	12-13-2-1
29	Dec. 16	N.J.	W	5-4	13-13-2-1
30	Dec. 18	at NYR	L	3-4	13-14-2-1
31	Dec. 20	at PHI	L	1-3	13-15-2-1
32	Dec. 21	at WSH	W	5-4	14-15-2-1
33	Dec. 23	PHI	W	4-2	15-15-2-1
34	Dec. 26	at N.J.	W	4-3	16-15-2-1
35	Dec. 27	TOR	W	3-1	17-15-2-1
36	Dec. 29	N.J.	W	3-1	18-15-2-1
37	Dec. 31	at PIT	W	6-1	19-15-2-1
38	Jan. 1	at OTT	L	0-1	19-16-2-1
39	Jan. 3	at BOS	T	3-3	19-16-3-1
40	Jan. 6	CGY	L	2-3	19-17-3-1
41	Jan. 8	EDM	W	3-1	20-17-3-1

GAME	DATE	OPPONENT	RESULTS	SCORE	RECORD
42	Jan. 10	NYR	L	2-3	20-18-3-1
43	Jan. 13	at NYR	L	1-4	20-19-3-1
44	Jan. 15	at OTT	T	4-4	20-19-4-1
45	Jan. 17	BUF	W	4-2	21-19-4-1
46	Jan. 19	OTT	W	5-2	22-19-4-1
47	Jan. 20	at TOR	L	0-2	22-20-4-1
48	Jan. 23	at CAR	W	3-2	23-20-4-1
49	Jan. 24	at ATL	W	3-0	24-20-4-1
50	Jan. 27	BOS	T	2-2	24-20-5-1
51	Jan. 29	at BOS	L/OT	1-2	24-20-5-2
52	Jan. 31	FLA	W	4-2	25-20-5-2
53	Feb. 3	VAN	W/OT	5-4	26-20-5-2
54	Feb. 5	at MTL	L	1-2	26-21-5-2
55	Feb. 10	at COL	T	1-1	26-21-6-2
56	Feb. 11	at DAL	T	4-4	26-21-7-2
57	Feb. 13	at PHX	W	5-2	27-21-7-2
58	Feb. 16	L.A.	T	9-6-2-0	27-21-8-2
59	Feb. 18	PIT	W	4-3	28-21-8-2
60	Feb. 19	at NYR	L	2-6	28-22-8-2
61	Feb. 21	BUF	W	4-1	29-22-8-2
62	Feb. 24	BOS	T	0-0	29-22-9-2
63	Feb. 26	NYR	L	3-6	29-23-9-2
64	Feb. 27	at BUF	W	4-2	30-23-9-2
65	Feb. 29	PIT	L/OT	2-3	30-23-9-3
66	Mar. 2	at PIT	T	3-3	30-23-10-3
67	Mar. 4	at TOR	L	2-6	30-24-10-3
68	Mar. 6	STL	L	2-4	30-25-10-3
69	Mar. 9	at STL	L/OT	2-3	30-25-10-4
70	Mar. 11	at S.J.	L	4-5	30-26-10-4
71	Mar. 12	at ANA	W	3-1	31-26-10-4
72	Mar. 16	at T.B.	W	3-1	32-26-10-4
73	Mar. 17	at FLA	L	4-6	32-27-10-4
74	Mar. 19	MIN	W	3-1	33-27-10-4
75	Mar. 21	T.B.	W	3-0	34-27-10-4
76	Mar. 23	WSH	W	3-0	35-27-10-4
77	Mar. 25	at PHI	W	4-2	36-27-10-4
78	Mar. 27	CAR	L	2-3	36-28-10-4
79	Mar. 28	at N.J.	L	2-3	36-29-10-4
80	Mar. 31	MTL	W	5-1	37-29-10-4
81	Apr. 2	at CAR	W	6-4	38-29-10-4
82	Apr. 4	PHI	T	3-3	38-29-11-4

OPPONENTS

IN THE PAST

STANLEY CUP PLAYOFFS

MEDIA INFORMATION

2002-03 NY ISLANDERS • 35-34-11-2 (83 PTS) • HEAD COACH – PETER LAVIOLETTE

OPPONENTS

IN THE PAST

STANLEY CUP PLAYOFFS

MEDIA INFORMATION

PLAYER	GP	G-A	PTS	+/-	PIM
Alexei Yashin	81	26-39	65	-12	32
Jason Blake	81	25-30	55	+16	58
Mark Parrish	81	23-25	48	-11	28
Dave Scatchard	81	27-18	45	+9	108
Shawn Bates	74	13-29	43	-9	52
Michael Peca	66	13-29	42	-4	43
Roman Hamrlik	73	9-32	41	+21	87
Adrian Aucoin	73	8-27	35	-5	70
Janne Niinimaa	76	5-29	34	-9	80
with Edmonton	63	4-24	28	-7	66
with ISLANDERS	13	1-5	6	-2	14
Jason Weimer	81	9-19	28	+5	116
Kenny Jonsson	71	8-18	26	-8	24
Oleg Kvasha	69	12-14	26	+4	44
Mattias Weinhandl	47	6-17	23	-2	10
Brad Isbister	53	10-13	23	Even	34
Randy Robitaille	51	6-14	20	+5	10
with Pittsburgh	41	5-12	17	+5	8
with ISLANDERS	10	1-2	3	Even	2
Mattias Timander	80	3-13	16	-2	24
Radek Martinek	66	2-11	13	+15	26

PLAYER	GP	G-A	PTS	+/-	PIM
Justin Papineau	16	3-3	6	Even	4
with St. Louis	11	2-1	3	-1	0
with ISLANDERS	5	1-2	3	+1	4
Claude Lapointe	66	6-6	12	-3	20
Eric Cairns	60	1-4	5	-7	124
Raffi Torres	17	0-5	5	Even	10
Justin Mapletoft	11	2-2	4	-1	2
Sven Butenschon	37	0-4	4	-6	26
Trent Hunter	8	0-4	4	+5	4
Eric Manlow	8	2-1	3	+2	4
Steve Webb	49	1-0	1	-5	75
Eric Godard	19	0-0	0	-3	48
Alan Letang	4	0-0	0	-1	0
Ray Shultz	4	0-0	0	-1	28
Brandon Smith	3	0-0	0	-2	0
Alain Nasreddine	3	0-0	0	Even	2
Tomi Pettinen	2	0-0	0	+1	0
Garth Snow	43	0-0	0	Goalie	24
Chris Osgood	37	0-0	0	Goalie	12
Rick DiPietro	10	0-0	0	Goalie	2

GOALTENDER	GP	MINS	GAA	W	L	OTL	EN	SO	GA	SA	SV%
Garth Snow	43	2390	2.31	16	17	5	8	1	92	1120	.918
Chris Osgood	37	1993	2.92	17	14	4	4	2	97	912	.894
Rick DiPietro	10	585	2.97	2	5	2	1	0	29	273	.894

GAME	DATE	OPPONENT	RESULTS	SCORE	RECORD
1	Oct. 10	at BUF	L	1-5	0-1-0-0
2	Oct. 12	WSH	L	1-2	0-2-0-0
3	Oct. 15	NSH	W/OT	4-3	1-2-0-0
4	Oct. 17	at PHI	T	3-3	1-2-1-0
5	Oct. 19	at ATL	W	5-4	2-2-1-0
6	Oct. 22	CAR	L	1-4	2-3-1-0
7	Oct. 24	FLA	W	5-3	3-3-1-0
8	Oct. 26	PHI	L	2-6	3-4-1-0
9	Oct. 29	PHX	L	2-3	3-5-1-0
10	Oct. 30	at CAR	L	2-4	3-6-1-0
11	Nov. 2	STL	L	1-6	3-7-1-0
12	Nov. 4	CGY	L	2-4	3-8-1-0
13	Nov. 7	at MTL	L	0-3	3-9-1-0
14	Nov. 8	EDM	W	4-2	4-9-1-0
15	Nov. 10	DAL	W	3-2	5-9-1-0
16	Nov. 12	OTT	L	3-5	5-10-1-0
17	Nov. 14	at BOS	L	1-4	5-11-1-0
18	Nov. 16	at PIT	W	3-2	6-11-1-0
19	Nov. 20	at FLA	T	3-3	6-11-2-0
20	Nov. 21	at T.B.	W	7-2	7-11-2-0
21	Nov. 23	at NYR	W	3-1	8-11-2-0
22	Nov. 27	OTT	T	2-2	8-11-3-0
23	Nov. 29	CBJ	L	2-4	8-12-3-0
24	Nov. 30	at OTT	L	2-4	8-13-3-0
25	Dec. 3	VAN	W	2-1	9-13-3-0
26	Dec. 6	TOR	W	4-2	10-13-3-0
27	Dec. 7	at PIT	W	6-3	11-13-3-0
28	Dec. 10	CHI	L	2-3	11-14-3-0
29	Dec. 13	at FLA	T	3-3	11-14-4-0
30	Dec. 14	at T.B.	L	3-4	11-15-4-0
31	Dec. 17	DET	T	2-2	11-15-5-0
32	Dec. 19	at MIN	W	4-2	12-15-5-0
33	Dec. 21	WSH	L	1-3	12-16-5-0
34	Dec. 23	MTL	W	3-1	13-16-5-0
35	Dec. 28	CAR	W/OT	3-0	14-16-5-0
36	Dec. 30	FLA	W	2-1	15-16-5-0
37	Dec. 31	at BUF	W/OT	1-0	16-16-5-0
38	Jan. 3	BOS	W	8-4	17-16-5-0
39	Jan. 4	at PIT	L/OT	2-3	17-16-5-1
40	Jan. 7	PIT	W	6-3	18-16-5-1
41	Jan. 9	PHI	L	0-4	18-17-5-1

GAME	DATE	OPPONENT	RESULTS	SCORE	RECORD
42	Jan. 11	ATL	W	7-3	19-17-5-1
43	Jan. 13	at WSH	L/OT	3-4	19-17-5-2
44	Jan. 15	at NJ	L	0-5	19-18-5-2
45	Jan. 16	at STL	W/OT	3-2	20-18-5-2
46	Jan. 19	at ATL	W	4-1	21-18-5-2
47	Jan. 21	NYR	L	0-5	21-19-5-2
48	Jan. 24	at PHI	W	3-1	22-19-5-2
49	Jan. 25	at CBJ	L	1-4	22-20-5-2
50	Jan. 28	PIT	W	5-2	23-20-5-2
51	Jan. 30	MTL	W	3-1	24-20-5-2
52	Feb. 4	PHI	L	1-2	24-21-5-2
53	Feb. 7	at WSH	L	0-3	24-22-5-2
54	Feb. 8	BUF	W	3-1	25-22-5-2
55	Feb. 11	T.B.	W	6-2	26-22-5-2
56	Feb. 13	at NSH	L	0-2	26-23-5-2
57	Feb. 15	at L.A.	W	3-2	27-23-5-2
58	Feb. 17	at ANA	T	2-2	27-23-6-2
59	Feb. 19	at S.J.	W	3-0	28-23-6-2
60	Feb. 21	COL	W	4-1	29-23-6-2
61	Feb. 23	BOS	T	4-4	29-23-7-2
62	Feb. 25	at TOR	L	2-5	29-24-7-2
63	Feb. 27	N.J.	T	3-3	29-24-8-2
64	Mar. 1	BUF	W/OT	2-1	30-24-8-2
65	Mar. 3	at NYR	T	1-1	30-24-9-2
66	Mar. 4	T.B.	L	1-3	30-25-9-2
67	Mar. 6	at BOS	L	1-4	30-26-9-2
68	Mar. 8	N.J.	L	2-4	30-27-9-2
69	Mar. 11	at VAN	L	3-4	30-28-9-2
70	Mar. 13	at EDM	W	5-2	31-28-9-2
71	Mar. 15	at OTT	W	5-2	32-28-9-2
72	Mar. 17	at NYR	L	0-1	32-29-9-2
73	Mar. 18	at TOR	T	3-3	32-29-10-2
74	Mar. 20	at MTL	W	6-3	33-29-10-2
75	Mar. 22	N.J.	L	2-4	33-30-10-2
76	Mar. 25	at CHI	W	9-2	34-30-10-2
77	Mar. 28	at TOR	L	2-5	34-31-10-2
78	Mar. 30	at NJ	L	0-6	34-32-10-2
79	Apr. 1	NYR	T	2-2	34-32-11-2
80	Apr. 3	at DET	L	2-5	34-33-11-2
81	Apr. 5	ATL	L	2-3	34-34-11-2
82	Apr. 6	at CAR	W	2-1	35-34-11-2

2001-02 NY ISLANDERS • 42-28-8-4 (96 PTS) • HEAD COACH – PETER LAVIOLETTE

PLAYER	GP	G-A	PTS	+/-	PIM
Alexei Yashin	78	32-43	75	-3	25
Mark Parrish	78	30-30	60	+10	32
Michael Peca	80	25-35	60	+19	62
Shawn Bates	71	17-35	52	+18	30
Mariusz Czerkawski	82	22-29	51	-8	48
Brad Isbister	79	17-21	38	+1	113
Oleg Kvasha	71	13-25	38	-4	80
Roman Hamrlik	70	11-26	37	+7	78
Adrian Aucoin	81	12-22	34	+23	62
Kenny Jonsson	76	10-22	32	+15	26
Dave Scatchard	80	12-15	27	-4	111
Kip Miller	37	7-17	24	+2	6
Claude Lapointe	80	9-12	21	-9	60
Dick Tarnstrom	62	3-16	19	-12	38
Jason Blake	82	8-10	18	-11	36
Mats Lindgren	59	3-12	15	Even	16
Darren Van Impe	67	3-8	11	+12	59
with NY Rangers	17	1-0	1	+3	12
with Florida	36	1-6	7	+3	31
with ISLANDERS	14	1-2	3	+6	16
Eric Cairns	74	2-5	7	-2	176
Steve Webb	60	2-4	6	Even	104

PLAYER	GP	G-A	PTS	+/-	PIM
Marko Kiprusoff	27	0-6	6	Even	4
Radek Martinek	23	1-4	5	+5	16
Chris Osgood	66	0-4	4	Goalie	10
Juraj Kolnik	7	2-0	2	-2	0
Branislav Mezei	24	0-2	2	+2	12
Ken Sutton	21	0-2	2	-5	8
Evgeny Korolev	17	0-2	2	Even	6
Raffi Torres	14	0-1	1	+2	6
Jim Cummins	12	0-0	0	-6	31
Jason Krog	2	0-0	0	Even	0
Ted Donato	5	0-0	0	-5	4
with ISLANDERS	1	0-0	0	-1	0
with St. Louis	2	0-0	0	-2	2
with Los Angeles	2	0-0	0	-2	2
Alexander Kharitonov	5	0-0	0	-1	4
Ray Schultz	2	0-0	0	-1	5
Ray Giroux	2	0-0	0	-1	2
Marko Tuomainen	1	0-0	0	-1	0
Kevin Haller	1	0-0	0	-1	2
Jason Podollan	1	0-0	0	Even	2
Dave Roche	1	0	0	Even	0
Garth Snow	25	0-0	0	Goalie	14

GOALTENDER	GP	MINS	GAA	W	L	OTL	EN	SO	GA	SA	SV%
Chris Osgood	66	3743	2.50	32	25	6	6	4	156	1727	.910
Garth Snow	25	1217	2.71	10	7	2	3	2	55	549	.900

GAME	DATE	OPPONENT	RESULTS	SCORE	RECORD
1	Oct. 5	at T.B.	W	3-2	1-0-0-0
2	Oct. 6	at FLA	W	3-0	2-0-0-0
3	Oct. 10	at PIT	W	6-3	3-0-0-0
4	Oct. 11	at N.J.	W	6-4	4-0-0-0
5	Oct. 13	DET.	L/OT	4-5	4-0-0-1
6	Oct. 17	at CAR	W	4-0	5-0-0-1
7	Oct. 18	CAR	W/OT	2-1	6-0-0-1
8	Oct. 20	S.J.	T	2-2	6-0-1-1
9	Oct. 26	at CAR	W/OT	3-2	7-0-1-1
10	Oct. 28	DAL	W/OT	3-2	8-0-1-1
11	Oct. 30	FLA	W	3-2	9-0-1-1
12	Nov. 2	at DET	L	1-2	9-1-1-1
13	Nov. 3	at PHI	W	2-1	10-1-1-1
14	Nov. 6	T.B.	W	3-0	11-1-1-1
15	Nov. 8	NYR	L	2-6	11-2-1-1
16	Nov. 10	at MTL	L	2-3	11-3-1-1
17	Nov. 14	at PIT	T	3-3	11-3-2-1
18	Nov. 16	at COL	L	0-1	11-4-2-1
19	Nov. 17	at PHX	L	1-6	11-5-2-1
20	Nov. 19	at DAL	W	3-2	12-5-2-1
21	Nov. 21	COL	W	5-4	13-5-2-1
22	Nov. 23	TOR	W	3-1	14-5-2-1
23	Nov. 24	ANA	W	5-3	15-5-2-1
24	Nov. 27	WSH	T	5-5	15-5-3-1
25	Nov. 29	MTL	T	1-1	15-5-4-1
26	Dec. 1	BUF	L	2-4	15-6-4-1
27	Dec. 4	PHI	L	2-3	15-7-4-1
28	Dec. 6	at PHI	W	2-0	16-7-4-1
29	Dec. 7	at CHI	L	3-4	16-8-4-1
30	Dec. 11	OTT	T	2-2	16-8-5-1
31	Dec. 12	at N.J.	L/OT	2-3	16-8-5-2
32	Dec. 15	FLA	L	1-3	16-9-5-2
33	Dec. 18	EDM	W	4-1	17-9-5-2
34	Dec. 21	at NYR	W	2-1	18-9-5-2
35	Dec. 22	BOS	L	2-4	18-10-5-2
36	Dec. 27	at OTT	L	2-5	18-11-5-2
37	Dec. 29	MTL	W/OT	6-5	19-11-5-2
38	Jan. 1	at WSH	L	2-3	19-12-5-2
39	Jan. 3	PIT	W	4-2	20-12-5-2
40	Jan. 5	L.A.	L	0-3	20-13-5-2
41	Jan. 6	at ATL	W	3-2	21-13-5-2

GAME	DATE	OPPONENT	RESULTS	SCORE	RECORD
42	Jan. 8	CGY	L	2-5	21-14-5-2
43	Jan. 10	at MTL	L	0-4	21-15-5-2
44	Jan. 12	at BOS	W	5-4	22-15-5-2
45	Jan. 15	at CGY	W	3-1	23-15-5-2
46	Jan. 17	at S.J.	L	2-3	23-16-5-2
47	Jan. 19	at L.A.	W	3-2	24-16-5-2
48	Jan. 22	NYR	L	4-5	24-17-5-2
49	Jan. 24	PIT	L/OT	4-5	24-17-5-3
50	Jan. 26	T.B.	W	6-2	25-17-5-3
51	Jan. 29	N.J.	L	1-3	25-18-5-3
52	Jan. 30	at NYR	W	6-3	26-18-5-3
53	Feb. 4	at FLA	T	6-6	26-18-6-3
54	Feb. 5	STL	W	4-3	27-18-6-3
55	Feb. 7	TOR	W	4-1	28-18-6-3
56	Feb. 10	at MIN	L	3-4	28-19-6-3
57	Feb. 12	at PHI	W/OT	1-0	29-19-6-3
58	Feb. 26	BOS	T	3-3	29-19-7-3
59	Mar. 1	at ATL	L	3-4	29-20-7-3
60	Mar. 2	ATL	W	4-1	30-20-7-3
61	Mar. 4	PIT	L	2-4	30-21-7-3
62	Mar. 7	BUF	L	0-5	30-22-7-3
63	Mar. 8	at CBJ	L	2-4	30-23-7-3
64	Mar. 10	ATL	W	6-1	31-23-7-3
65	Mar. 12	at BUF	W	3-0	32-23-7-3
66	Mar. 13	at N.J.	L	2-3	32-24-7-3
67	Mar. 16	at OTT	L	3-4	32-25-7-3
68	Mar. 19	at TOR	L/OT	2-3	32-25-7-4
69	Mar. 21	VAN	W	3-2	33-25-7-4
70	Mar. 23	MIN	W	2-1	34-25-7-4
71	Mar. 25	NYR	W	4-2	35-25-7-4
72	Mar. 27	OTT	L	1-4	35-26-7-4
73	Mar. 28	at TOR	W	5-4	36-26-7-4
74	Mar. 30	at WSH	L	2-4	36-27-7-4
75	Apr. 1	N.J.	W	4-2	37-27-7-4
76	Apr. 3	at BUF	T	1-1	37-27-8-4
77	Apr. 4	at BOS	W/OT	2-1	38-27-8-4
78	Apr. 6	WSH	W	5-4	39-27-8-4
79	Apr. 8	CAR	L	1-2	39-28-8-4
80	Apr. 11	at NSH	W	5-2	40-28-8-4
81	Apr. 12	at T.B.	W	3-1	41-28-8-4
82	Apr. 14	PHI	W	3-1	42-28-8-4

OPPONENTS

IN THE PAST

STANLEY CUP PLAYOFFS

MEDIA INFORMATION

2000-01 NY ISLANDERS • 21-51-7-3 (52 PTS) • HEAD COACH – BUTCH GORING/LORNE HENNING

OPPONENTS

IN THE PAST

PLAYER	GP	G-A	PTS	+/-	PIM
Mariusz Czerkawski	82	30-32	62	-24	48
Roman Hamrlik	76	16-30	46	-20	92
Dave Scatchard	81	21-24	45	-9	114
Tim Connolly	82	10-31	41	-14	42
Brad Isbister	51	18-14	32	-19	59
Claude Lapointe	80	9-23	32	-2	56
Mark Parrish	70	17-13	30	-22	28
Kenny Jonsson	65	8-21	29	-22	30
Bill Muckalt	60	11-15	26	-4	33
Oleg Kvasha	62	11-9	20	-15	46
Garry Galley	56	6-14	20	-4	59
Taylor Pyatt	78	4-14	18	-17	39
Jason Blake	30	4-8	12	-12	24
Zdeno Chara	82	2-7	9	-27	157
Aris Brimanis	56	0-8	8	-12	26
Juraj Kolnik	29	4-3	7	-8	12
Mark Lawrence	36	3-4	7	-9	32
Mats Lindgren	20	3-4	7	+4	10
Steve Martins	59	2-4	6	-16	33
with Tampa Bay	20	1-1	2	-9	13
with ISLANDERS	39	1-3	4	-7	20

PLAYER	GP	G-A	PTS	+/-	PIM
Kevin Haller	30	1-5	6	+5	56
Jeff Toms	39	2-4	6	-7	10
Mike Stapleton	34	1-4	5	-5	2
Branislav Mezei	42	1-4	5	-5	53
Eric Cairns	45	2-2	4	-18	106
Jason Krog	9	0-3	3	+4	0
Craig Berube	60	0-3	3	-5	72
Ray Schultz	13	0-2	2	-1	40
Rick DiPietro	20	0-2	2	Goalie	6
Steve Webb	31	0-2	2	+1	35
Anders Myrvold	12	0-1	1	-2	0
Mathieu Biron	14	0-1	1	+2	12
Evgeny Korolev	8	0-0	0	Even	6
Robert Petrovicky	11	0-0	0	-1	4
Jesse Belanger	12	0-0	0	-5	2
John Vanbiesbrouck	44	0-0	0	Goalie	8
Wade Flaherty	20	0-0	0	Goalie	2
Chris Terreri	18	0-0	0	Goalie	2
with New Jersey	10	0-0	0	Goalie	0
with ISLANDERS	8	0-0	0	Goalie	2

STANLEY CUP PLAYOFFS

MEDIA INFORMATION

GOALTENDER	GP	MINS	GAA	W	L	OTL	EN	SO	GA	SA	SV%
Chris Terreri	8	443	2.44	2	4	1	2	0	18	205	.912
J. Vanbiesbrouck	44	2390	3.01	10	25	5	4	1	120	1177	.898
Wade Flaherty	20	1017	3.30	6	10	0	3	1	56	470	.881
Rick DiPietro	20	1083	3.49	3	15	1	2	0	63	515	.878

GAME	DATE	OPPONENT	RESULTS	SCORE	RECORD
1	Oct. 6	at T.B.	T	3-3	0-0-1-0
2	Oct. 11	at TOR	L	2-3	0-1-1-0
3	Oct. 14	CGY	L	0-2	0-2-1-0
4	Oct. 17	ANA	L	3-4	0-3-1-0
5	Oct. 20	at ATL	W	5-3	1-3-1-0
6	Oct. 21	at WSH	T	4-4	1-3-2-0
7	Oct. 27	MTL	W	2-1	2-3-2-0
8	Oct. 28	at MTL	W	2-1	3-3-2-0
9	Oct. 31	BOS	W	4-2	4-3-2-0
10	Nov. 1	at FLA	W	3-0	5-3-2-0
11	Nov. 3	at T.B.	L/OT	3-4	5-3-2-1
12	Nov. 5	L.A.	L	1-4	5-4-2-1
13	Nov. 7	NSH	W	2-1	6-4-2-1
14	Nov. 9	at BUF	L	0-3	6-5-2-1
15	Nov. 11	S.J.	L	0-4	6-6-2-1
16	Nov. 16	at L.A.	L	1-5	6-7-2-1
17	Nov. 18	at S.J.	L	3-5	6-8-2-1
18	Nov. 19	at ANA	L	1-2	6-9-2-1
19	Nov. 22	NYR	L/OT	3-4	6-9-2-2
20	Nov. 24	at WSH	L	0-1	6-10-2-2
21	Nov. 25	DET	L	3-4	6-11-2-2
22	Nov. 27	T.B.	W	7-4	7-11-2-2
23	Nov. 30	TOR	L	4-6	7-12-2-2
24	Dec. 1	at N.J.	T	0-0	7-12-3-2
25	Dec. 3	N.J.	T	1-1	7-12-4-2
26	Dec. 6	at FLA	W	4-1	8-12-4-2
27	Dec. 9	ATL	L	2-5	8-13-4-2
28	Dec. 10	at PHI	L	2-5	8-14-4-2
29	Dec. 12	WSH	L	2-3	8-15-4-2
30	Dec. 15	TOR	W	3-2	9-15-4-2
31	Dec. 16	at OTT	L	0-6	9-16-4-2
32	Dec. 19	CAR	W	2-1	10-16-4-2
33	Dec. 21	DAL	L	1-3	10-17-4-2
34	Dec. 23	CBJ	L	5-7	10-18-4-2
35	Dec. 27	BOS	L	2-5	10-19-4-2
36	Dec. 29	ATL	W	5-2	11-19-4-2
37	Dec. 30	BUF	L	0-2	11-20-4-2
38	Jan. 2	MTL	L	0-3	11-21-4-2
39	Jan. 4	at N.J.	L	2-4	11-22-4-2
40	Jan. 6	PHX	L	1-2	11-23-4-2
41	Jan. 7	at CAR	L	2-5	11-24-4-2

GAME	DATE	OPPONENT	RESULTS	SCORE	RECORD
42	Jan. 9	CHI	L	3-6	11-25-4-2
43	Jan. 12	at PIT	L	3-4	11-26-4-2
44	Jan. 13	PIT	W	6-5	12-26-4-2
45	Jan. 16	at COL	L	0-3	12-27-4-2
46	Jan. 19	at MIN	L	2-3	12-28-4-2
47	Jan. 21	at ATL	T	4-4	12-28-5-2
48	Jan. 23	OTT	L	2-3	12-29-5-2
49	Jan. 26	at NYR	W	3-2	13-29-5-2
50	Jan. 27	BUF	L	1-2	13-30-5-2
51	Jan. 31	N.J.	W	3-2	14-30-5-2
52	Feb. 1	at PHI	L	0-2	14-31-5-2
53	Feb. 7	at BUF	L/OT	1-2	14-31-5-3
54	Feb. 9	PHI	L	2-5	14-32-5-3
55	Feb. 10	at MTL	L	3-5	14-33-5-3
56	Feb. 12	at OTT	L	1-3	14-34-5-3
57	Feb. 14	PHI	L	1-3	14-35-5-3
58	Feb. 16	at EDM	W	4-2	15-35-5-3
59	Feb. 18	at VAN	L	2-3	15-36-5-3
60	Feb. 22	PHI	W/OT	4-3	16-36-5-3
61	Feb. 24	FLA	W	5-4	17-36-5-3
62	Feb. 25	at PIT	L	1-6	17-37-5-3
63	Feb. 27	N.J.	L	1-4	17-38-5-3
64	Mar. 1	CAR	L	1-3	17-39-5-3
65	Mar. 3	T.B.	L	0-6	17-40-5-3
66	Mar. 5	at NYR	W	5-2	18-40-5-3
67	Mar. 6	WSH	L	1-5	18-41-5-3
68	Mar. 9	MIN	L	1-4	18-42-5-3
69	Mar. 11	FLA	L	1-4	18-43-5-3
70	Mar. 14	at PIT	W	3-1	19-43-5-3
71	Mar. 17	at CBJ	T	3-3	19-43-6-3
72	Mar. 18	at CAR	L	1-2	19-44-6-3
73	Mar. 20	at STL	W	4-3	20-44-6-3
74	Mar. 23	at DAL	L	1-2	20-45-6-3
75	Mar. 25	at PHX	T	2-2	20-45-7-3
76	Mar. 28	at NYR	L	2-4	20-46-7-3
77	Mar. 29	NYR	L	4-6	20-47-7-3
78	Mar. 31	at BOS	L	2-4	20-48-7-3
79	Apr. 2	PIT	W	4-1	21-48-7-3
80	Apr. 4	at TOR	L	2-4	21-49-7-3
81	Apr. 6	OTT	L	3-4	21-50-7-3
82	Apr. 7	at BOS	L	2-4	21-51-7-3

1999-00 NY ISLANDERS • 24-48-9-1 (58 PTS) • HEAD COACH – BUTCH GORING

PLAYER	GP	G-A	PTS	+/-	PIM
Mariusz Czerkawski	79	35-35	70	-16	34
Brad Isbister	64	22-20	42	-18	100
Tim Connolly	81	14-20	34	-25	44
Claude Lapointe	76	15-16	31	-22	60
Jorgen Jonsson	68	11-17	28	-6	16
Dave Scatchard	44	12-14	26	Even	93
Josh Green	49	12-14	26	-7	41
Kenny Jonsson	65	1-24	25	-15	32
Olli Jokinen	82	11-10	21	Even	80
Jamie Heward	54	6-11	17	-9	26
Jamie Rivers	75	1-16	17	-4	84
Mats Lindgren	43	9-7	16	Even	24
Gino Odjick	46	5-10	15	-7	90
Mike Watt	45	5-6	11	-8	17
Dmitri Nabokov	26	4-7	11	-8	16
Zdeno Chara	65	2-9	11	-27	57
Niklas Andersson	17	3-7	10	-1	4
Eric Cairns	67	2-7	9	-5	196
Raymond Giroux	14	0-9	9	Even	10
Mathieu Biron	60	4-4	8	-13	38
Mikael Andersson	19	0-3	3	-1	4
Johan Davidsson	19	3-4	7	Even	2
Bill Muckalt	12	4-3	7	+5	4
Jason Krog	17	2-4	6	-1	6
Mark Lawrence	29	1-5	6	-13	26

GOALTENDER	GP	MINS	GAA	W	L	OTL	EN	SO	GA	SA	SV%
Stephen Valiquette	6	193	1.87	2	0	0	0	0	6	117	.949
Wade Flaherty	4	182	2.31	0	1	1	0	0	7	81	.914
Felix Potvin	22	1273	3.21	5	14	3	3	1	68	632	.892
Roberto Luongo	24	1292	3.25	7	14	1	2	1	70	730	.904
Kevin Weekes	36	2026	3.41	10	20	4	3	1	115	1173	.902

GAME	DATE	OPPONENT	RESULTS	SCORE	RECORD
1	Oct. 2	at T.B.	L	2-4	0-1-0-0
2	Oct. 10	COL	W	4-2	1-1-0-0
3	Oct. 11	NYR	L	2-4	1-2-0-0
4	Oct. 14	ATL	L	0-2	1-3-0-0
5	Oct. 16	at N.J.	L	1-4	1-4-0-0
6	Oct. 18	at MTL	W	4-2	2-4-0-0
7	Oct. 23	VAN	T	2-2	2-4-1-0
8	Oct. 27	at FLA	L	3-6	2-5-1-0
9	Oct. 30	CAR	L	0-4	2-6-1-0
10	Nov. 3	at NYR	T	3-3	2-6-2-0
11	Nov. 4	MTL	W/OT	2-1	3-6-2-0
12	Nov. 6	at BUF	L	1-2	3-7-2-0
13	Nov. 10	at CAR	W	2-0	4-7-2-0
14	Nov. 12	at CHI	L	0-5	4-8-2-0
15	Nov. 13	STL	L	3-5	4-9-2-0
16	Nov. 19	at COL	W	3-2	5-9-2-0
17	Nov. 21	at EDM	T	4-4	5-9-3-0
18	Nov. 23	at CGY	L	2-3	5-10-3-0
19	Nov. 27	WSH	L	3-4	5-11-3-0
20	Nov. 28	at BOS	W	2-1	6-11-3-0
21	Nov. 30	DAL	L	1-2	6-12-3-0
22	Dec. 2	CGY	L	0-5	6-13-3-0
23	Dec. 4	ATL	L	3-4	6-14-3-0
24	Dec. 7	at WSH	L	2-4	6-15-3-0
25	Dec. 9	MTL	L	2-4	6-16-3-0
26	Dec. 11	at OTT	T	1-1	6-16-4-0
27	Dec. 14	EDM	L	2-4	6-17-4-0
28	Dec. 15	at TOR	L	1-5	6-18-4-0
29	Dec. 18	BUF	T	2-2	6-18-5-0
30	Dec. 19	N.J.	W	5-3	7-18-5-0
31	Dec. 21	PIT	L	0-4	7-19-5-0
32	Dec. 23	NYR	W	4-2	8-19-5-0
33	Dec. 27	BOS	W	3-0	9-19-5-0
34	Dec. 29	TOR	L	1-2	9-20-5-0
35	Dec. 30	at PIT	L	3-9	9-21-5-0
36	Jan. 2	PHI	L	1-4	9-22-5-0
37	Jan. 4	BOS	L	3-7	9-23-5-0
38	Jan. 6	at PHI	L	2-3	9-24-5-0
39	Jan. 8	at BOS	W	5-2	10-24-5-0
40	Jan. 10	PHX	T	2-2	10-24-6-0
41	Jan. 12	at FLA	L	3-4	10-25-6-0

PLAYER	GP	G-A	PTS	+/-	PIM
Ted Drury	55	2-1	3	-8	31
Chris Ferraro	11	1-3	4	+1	8
Steve Webb	65	1-3	4	-4	103
Vladimir Orszagh	11	2-1	3	+1	4
Aris Brimanis	18	2-1	3	-5	6
Evgeny Korolev	17	1-2	3	-10	8
Ian Herbers	43	0-3	3	-6	47
with Tampa Bay	37	0-0	0	-12	45
with ISLANDERS	6	0-3	3	+6	2
Sean Haggerty	5	1-1	2	+3	4
Rich Pilon	9	0-2	2	-2	34
Tony Hrkac	7	0-2	2	-1	0
Vlad Cheburkin	17	1-1	2	-3	8
Eric Brewer	26	0-2	2	-11	20
Scott Pearson	2	0-1	1	+1	0
Dallas Eakins	2	0-1	1	+3	2
Ray Schultz	9	0-1	1	+1	30
Kevin Weekes	36	0-1	1	Goalie	0
Daniel Lacroix	1	0-0	0	+1	0
Petr Mika	3	0-0	0	-1	0
Wade Flaherty	4	0-0	0	Goalie	0
Felix Potvin	22	0-0	0	Goalie	2
Stephen Valiquette	6	0-0	0	Goalie	0
Roberto Luongo	24	0-0	0	Goalie	0

GAME	DATE	OPPONENT	RESULTS	SCORE	RECORD
42	Jan. 13	at T.B.	L	2-4	10-26-6-0
43	Jan. 15	NYR	L	2-5	10-27-6-0
44	Jan. 17	OTT	L/OT	3-4	10-27-6-1
45	Jan. 19	at MTL	L	1-3	10-28-6-1
46	Jan. 21	at N.J.	L	0-4	10-29-6-1
47	Jan. 22	T.B.	W	2-0	11-29-6-1
48	Jan. 26	at ANA	W	4-2	12-29-6-1
49	Jan. 29	at S.J.	W/OT	3-2	13-29-6-1
50	Jan. 31	at L.A.	L	2-5	13-30-6-1
51	Feb. 2	NSH	L	4-6	13-31-6-1
52	Feb. 3	at PIT	L	2-4	13-32-6-1
53	Feb. 8	CAR	L	3-4	13-33-6-1
54	Feb. 10	T.B.	W/OT	5-4	14-33-6-1
55	Feb. 12	PIT	W	5-1	15-33-6-1
56	Feb. 13	at NYR	W	4-2	16-33-6-1
57	Feb. 15	S.J.	L	1-4	16-34-6-1
58	Feb. 17	at PHI	T	2-2	16-34-7-1
59	Feb. 19	at N.J.	W	4-2	17-34-7-1
60	Feb. 21	DET	L	0-2	17-35-7-1
61	Feb. 25	at DET	L	2-5	17-36-7-1
62	Feb. 26	PHI	L	1-5	17-37-7-1
63	Feb. 28	WSH	L	2-3	17-38-7-1
64	Mar. 2	OTT	T	5-5	17-38-8-1
65	Mar. 4	BUF	W	4-2	18-38-8-1
66	Mar. 5	at PHI	W/OT	4-3	19-38-8-1
67	Mar. 9	at PHX	L	0-5	19-39-8-1
68	Mar. 10	at DAL	W/OT	4-3	20-39-8-1
69	Mar. 12	at BUF	L	2-4	20-40-8-1
70	Mar. 15	at WSH	L	3-4	20-41-8-1
71	Mar. 16	at ATL	W	4-2	21-41-8-1
72	Mar. 18	FLA	L	2-4	21-42-8-1
73	Mar. 21	PIT	L	2-8	21-43-8-1
74	Mar. 22	at TOR	W	5-2	22-43-8-1
75	Mar. 24	N.J.	L	2-8	22-44-8-1
76	Mar. 26	at CAR	L	1-4	22-45-8-1
77	Mar. 28	at NSH	L	2-3	22-46-8-1
78	Apr. 1	CHI	T	2-2	22-46-9-1
79	Apr. 2	at ATL	L	4-5	22-47-9-1
80	Apr. 6	at OTT	W	2-1	23-47-9-1
81	Apr. 7	TOR	L	1-2	23-48-9-1
82	Apr. 9	FLA	W	3-2	24-48-9-1

OPPONENTS

IN THE PAST

STANLEY CUP PLAYOFFS

MEDIA INFORMATION

1998-99 NY ISLANDERS • 24-48-10 (58 PTS) • HEAD COACH – MIKE MILBURY/BILL STEWART

OPPONENTS

IN THE PAST

STANLEY CUP PLAYOFFS

MEDIA INFORMATION

PLAYER	GP	G-A	PTS	+/-	PIM
Robert Reichel	70	19-37	56	-15	50
Zigmund Palffy	50	22-28	50	-6	34
Trevor Linden	82	18-29	47	-14	32
Bryan Smolinski	82	16-24	40	-7	49
Mariusz Czerkawski	78	21-17	38	-10	14
Claude Lapointe	82	14-23	37	-19	62
Mark Lawrence	60	14-16	30	-8	38
Craig Janney	56	5-22	27	-15	14
with Tampa Bay	38	4-18	22	-13	10
with ISLANDERS	18	1-4	5	-2	4
Kenny Jonsson	63	8-18	26	-18	34
Mats Lindgren	60	10-15	25	+2	24
with Edmonton	48	5-12	17	+4	22
with ISLANDERS	12	5-3	8	+2	2
Mike Watt	75	8-17	25	-2	12
Barry Richter	72	6-18	24	-4	34
Ted Donato	55	7-11	18	-10	27
Sergei Nemchinov	67	8-8	16	-17	22
Bryan Berard	31	4-11	15	-6	26
Eric Brewer	63	5-6	11	-14	32
Scott Lachance	59	1-8	9	-19	30
Zdeno Chara	59	2-6	8	-8	83
David Harlock	70	2-6	8	-16	68

PLAYER	GP	G-A	PTS	+/-	PIM
Gino Odjick	23	4-3	7	-2	133
Kevin Miller	33	1-5	6	-5	13
Jason Dawe	22	2-3	5	Even	8
Richard Pilon	52	0-4	4	-8	88
Joe Sacco	73	3-0	3	-24	45
Ted Crowley	13	1-2	3	Even	2
Eric Cairns	9	0-3	3	+1	23
Ken Belanger	9	1-1	2	+1	30
Dmitri Nabokov	4	0-2	2	+4	2
Tom Chorske	2	0-1	1	+1	2
Vladimir Orszagh	12	1-0	1	+2	6
Dean Malkoc	2	0-1	1	+3	7
Mike Kennedy	1	0-0	0	Even	2
Ray Schultz	4	0-0	0	-2	7
Tommy Salo	51	0-0	0	Goalie	12
Marcel Cousineau	6	0-0	0	Goalie	0
Vlad Cheburkin	8	0-0	0	+6	12
Mike Hough	11	0-0	0	-2	2
Warren Luhning	11	0-0	0	-4	8
Felix Potvin	16	0-0	0	Goalie	0
Wade Flaherty	20	0-0	0	Goalie	4
Steve Webb	45	0-0	0	-10	32

GOALTENDER	GP	MINS	GAA	W	L	T	EN	SO	GA	SA	SV%
Tommy Salo	51	3018	2.62	17	26	7	5	5	132	1368	.904
Marcel Cousineau	6	293	2.87	0	4	0	0	0	14	119	.882
Wade Flaherty	20	1048	3.03	5	11	2	3	0	53	491	.892
Felix Potvin	16	905	3.71	5	9	1	0	0	56	345	.893

GAME	DATE	OPPONENT	RESULTS	SCORE	RECORD
1	Oct. 10	PIT	L	3-4	0-1-0
2	Oct. 12	at BOS	L	0-3	0-2-0
3	Oct. 14	at TB	W	2-0	1-2-0
4	Oct. 17	at STL	W	1-0	2-2-0
5	Oct. 21	EDM	L	2-4	2-3-0
6	Oct. 22	at NYR	L	2-3	2-4-0
7	Oct. 24	BUF	W	5-4	3-4-0
8	Oct. 27	LA	W	1-0	4-4-0
9	Oct. 29	NJ	L	1-2	4-5-0
10	Oct. 31	PHI	W	3-2	5-5-0
11	Nov. 2	FLA	W	6-2	6-5-0
12	Nov. 5	CAR	L	3-6	6-6-0
13	Nov. 7	at MTL	L	2-4	6-7-0
14	Nov. 9	at TOR	W	3-1	7-7-0
15	Nov. 10	at PIT	L	2-3	7-8-0
16	Nov. 12	MTL	W	4-0	8-8-0
17	Nov. 14	WSH	L	3-5	8-9-0
18	Nov. 17	at COL	L	2-5	8-10-0
19	Nov. 20	at DAL	L	2-4	8-11-0
20	Nov. 21	at NSH	W	6-3	9-11-0
21	Nov. 25	PHI	W	4-2	10-11-0
22	Nov. 26	at OTT	L	1-4	10-12-0
23	Nov. 28	CAR	L	1-3	10-13-0
24	Dec. 2	NYR	L	2-3	10-14-0
25	Dec. 4	at WSH	L	1-5	10-15-0
26	Dec. 5	NJ	L	5-7	10-16-0
27	Dec. 8	COL	L	1-2	10-17-0
28	Dec. 12	TB	L/OT	1-2	10-18-0
29	Dec. 15	at SJ	W	1-0	11-18-0
30	Dec. 17	at LA	W/OT	5-4	12-18-0
31	Dec. 18	at ANA	T	2-2	12-18-1
32	Dec. 20	at PHX	L	2-4	12-19-1
33	Dec. 22	STL	T	3-3	12-19-2
34	Dec. 26	BOS	W	4-2	13-19-2
35	Dec. 28	at FLA	L	1-5	13-20-2
36	Dec. 29	at TB	L	0-3	13-21-2
37	Dec. 31	at CHI	L	0-1	13-22-2
38	Jan. 2	SJ	L/OT	3-4	13-23-2
39	Jan. 5	CHI	T	1-1	13-23-3
40	Jan. 7	at PHI	L	0-5	13-24-3
41	Jan. 9	at MTL	L	2-3	13-25-3

GAME	DATE	OPPONENT	RESULTS	SCORE	RECORD
42	Jan. 11	at WSH	L	3-4	13-26-3
43	Jan. 13	at NYR	L/OT	3-4	13-27-3
44	Jan. 16	at FLA	L	0-1	13-28-3
45	Jan. 20	FLA	L	2-5	13-29-3
46	Jan. 21	at PIT	W	5-2	14-29-3
47	Jan. 26	BOS	W	4-1	15-29-3
48	Jan. 29	PHX	T	4-4	15-29-4
49	Jan. 30	at OTT	L	2-9	15-30-4
50	Feb. 3	at DET	L	1-5	15-31-4
51	Feb. 4	at BOS	W	5-4	16-31-4
52	Feb. 7	VAN	T	3-3	16-31-5
53	Feb. 9	WSH	L	1-2	16-32-5
54	Feb. 12	NSH	L	1-2	16-33-5
55	Feb. 13	at BUF	T	2-2	16-33-6
56	Feb. 15	TB	T	3-3	16-33-7
57	Feb. 17	PIT	W	3-1	17-33-7
58	Feb. 20	at NJ	W	3-2	18-33-7
59	Feb. 21	at CAR	L	1-4	18-34-7
60	Feb. 25	TOR	L	1-4	18-35-7
61	Feb. 27	DET	W	3-1	19-35-7
62	Mar. 2	OTT	L	2-4	19-36-7
63	Mar. 4	DAL	L/OT	2-3	19-37-7
64	Mar. 6	at PHI	T	3-3	19-37-8
65	Mar. 7	NJ	L	2-4	19-38-8
66	Mar. 9	PHI	T	2-2	19-38-9
67	Mar. 11	TOR	L	1-2	19-39-9
68	Mar. 14	NYR	L/OT	2-3	19-40-9
69	Mar. 15	at BUF	L	1-2	19-41-9
70	Mar. 19	at VAN	W	3-1	20-41-9
71	Mar. 21	at CGY	L	1-2	20-42-9
72	Mar. 24	at CAR	L	1-2	20-43-9
73	Mar. 27	OTT	L	3-7	20-44-9
74	Mar. 29	at NYR	L	1-3	20-45-9
75	Mar. 31	at FLA	W	5-3	21-45-9
76	Apr. 3	ANA	T	2-2	21-45-10
77	Apr. 6	BUF	L	3-4	21-46-10
78	Apr. 8	MTL	W	3-1	22-46-10
79	Apr. 10	CAR	L	1-6	22-47-10
80	Apr. 12	at NJ	W	4-2	23-47-10
81	Apr. 14	at TOR	L/OT	2-3	23-48-10
82	Apr. 17	at PIT	W	7-2	24-48-10

1997-98 NY ISLANDERS • 30-41-11 (71 PTS) • HEAD COACH – RICK BOWNESS/MIKE MILBURY

PLAYER	GP	G-A	PTS	+/-	PIM
Zigmund Palffy	82	45-42	87	-2	34
Robert Reichel	82	25-40	65	-11	32
Bryan Berard	75	14-32	46	-32	59
Bryan Smolinski	81	13-30	43	-16	34
Kenny Jonsson	81	14-26	40	-2	58
Jason Dawe	81	20-19	39	+8	42
with Buffalo	68	19-17	36	+10	36
with ISLANDERS	13	1	2	3	6
Trevor Linden	67	17-21	38	-14	82
with Vancouver	42	7-14	21	-13	49
with ISLANDERS	25	10-7	17	-1	33
Tom Chorske	82	12-23	35	+7	39
Sergei Nemchinov	74	10-19	29	+3	24
Travis Green	54	14-12	26	-19	66
Mariusz Czerkawski	68	12-13	25	+11	23
Joe Sacco	80	11-14	25	Even	34
with Anaheim	55	8-11	19	-1	24
with ISLANDERS	25	3-3	6	+1	10
J.J. Daigneault	71	2-21	23	-9	49
with Anaheim	53	2-15	17	-10	28
with ISLANDERS	18	0	6	6	21
Claude Lapointe	78	10-10	20	-9	47
Todd Bertuzzi	52	7-11	18	-19	58
Scott Lachance	63	2-11	13	-11	45
Bryan McCabe	56	3-9	12	+9	145

GOALTENDER	GP	MINS	GAA	W	L	T	EN	SO	GA	SA	SV%
Wade Flaherty	16	694	1.99	4	4	3	0	3	23	309	.936
Tommy Salo	62	3461	2.64	23	29	5	9	4	152	1617	.906
Eric Fichaud	17	807	2.97	3	8	3	1	1	40	422	.905

*Wade Flaherty and Tommy Salo shared a shutout vs NYR on Apr 4, 1998

GAME	DATE	OPPONENT	RESULTS	SCORE	RECORD
1	Oct. 3	at NYR	T	2-2	0-0-1
2	Oct. 4	TOR	W	3-0	1-0-1
3	Oct. 8	WSH	L	3-6	1-1-1
4	Oct. 11	at WSH	L	1-3	1-2-1
5	Oct. 13	at FLA	T	2-2	1-2-2
6	Oct. 16	at S.J.	W	5-2	2-2-2
7	Oct. 19	at ANA	W	5-2	3-2-2
8	Oct. 21	at L.A.	L	2-3	3-3-2
9	Oct. 25	ANA	L	2-4	3-4-2
10	Oct. 27	S.J.	L	1-2	3-5-2
11	Oct. 29	at MTL	W	5-2	4-5-2
12	Oct. 30	NYR	W	5-3	5-5-2
13	Nov. 1	L.A.	W	4-2	6-5-2
14	Nov. 5	EDM	T	4-4	6-5-3
15	Nov. 7	at CAR	W	3-2	7-5-3
16	Nov. 8	CHI	L	2-4	7-6-3
17	Nov. 10	N.J.	L	1-3	7-7-3
18	Nov. 12	at FLA	T	2-2	7-7-4
19	Nov. 14	at T.B.	W	4-1	8-7-4
20	Nov. 15	FLA	L	0-1	8-8-4
21	Nov. 19	at DET	W	3-2	9-8-4
22	Nov. 20	at N.J.	L	1-5	9-9-4
23	Nov. 22	at BUF	L	1-6	9-10-4
24	Nov. 26	NYR	W	4-1	10-10-4
25	Nov. 28	at PHI	L	1-4	10-11-4
26	Nov. 29	STL	W	4-2	11-11-4
27	Dec. 2	OTT	L	2-4	11-12-4
28	Dec. 3	at CAR	L	3-5	11-13-4
29	Dec. 6	PHX	W	4-0	12-13-4
30	Dec. 9	CGY	L	1-3	12-14-4
31	Dec. 11	at PHI	L	3-4	12-15-4
32	Dec. 13	FLA	W	4-1	13-15-4
33	Dec. 16	at WSH	T	2-2	13-15-5
34	Dec. 17	BUF	W	4-0	14-15-5
35	Dec. 20	at BOS	W	4-3	15-15-5
36	Dec. 22	OTT	L	1-4	15-16-5
37	Dec. 26	at N.J.	L	3-4	15-17-5
38	Dec. 27	FLA	L	2-6	15-18-5
39	Dec. 29	at PIT	L	1-5	15-19-5
40	Dec. 31	at COL	L	1-3	15-20-5
41	Jan. 2	at DAL	L	1-2	15-21-5

PLAYER	GP	G-A	PTS	+/-	PIM
Mike Hough	74	5-7	12	-4	27
Mark Janssens	12	0-0	0	-3	34
Richard Pilon	76	0-7	7	+1	291
Gino Odjick	48	3-2	5	-2	212
with Vancouver	35	3-2	5	-3	181
with ISLANDERS	13	0-0	0	+1	31
Ken Belanger	37	3-1	4	+1	101
Kip Miller	9	1-3	4	-2	2
Dennis Vaske	19	0-3	3	+2	12
Doug Houda	31	1-2	3	-6	47
Dane Jackson	8	1-1	2	+1	4
Vlad Chebaturkin	2	0-2	2	-1	0
John Namestnikov	6	0-1	1	-1	4
Dan Plante	7	0-1	1	-1	6
Vladimir Orszagh	11	0-1	1	-3	2
Ray Schultz	13	0-1	1	+3	45
Wade Flaherty	16	0-1	1	Goalie	0
Zdeno Chara	25	0-1	1	+1	50
Tommy Salo	62	0-1	1	Goalie	31
Jeff Libby	1	0-0	0	Even	0
Mark Lawrence	2	0-0	0	Even	2
Sean Haggerty	5	0-0	0	-3	0
Warren Luhnig	8	0-0	0	-4	0
Eric Fichaud	17	0-0	0	Goalie	0
Steve Webb	20	0-0	0	-2	35

GAME	DATE	OPPONENT	RESULTS	SCORE	RECORD
42	Jan. 3	at PHX	L	1-2	15-22-5
43	Jan. 6	PIT	L	2-4	15-23-5
44	Jan. 8	MTL	L	2-8	15-24-5
45	Jan. 10	CAR	L/OT	1-2	15-25-5
46	Jan. 12	DET	T	1-1	15-25-6
47	Jan. 14	at T.B.	W	7-1	16-25-6
48	Jan. 20	at CHI	L	2-5	16-26-6
49	Jan. 22	at STL	T	3-3	16-26-7
50	Jan. 24	at OTT	L	2-3	16-27-7
51	Jan. 26	at PHI	L	1-3	16-28-7
52	Jan. 28	PHI	W	6-1	17-28-7
53	Jan. 30	CAR	W	2-0	18-28-7
54	Feb. 1	BOS	T	2-2	18-28-8
55	Feb. 2	at PIT	W	4-2	19-28-8
56	Feb. 4	MTL	W	4-2	20-28-8
57	Feb. 7	N.J.	L	2-3	20-29-8
58	Feb. 25	DAL	L	1-4	20-30-8
59	Mar. 1	BOS	L	4-5	20-31-8
60	Mar. 3	PHI	W	3-1	21-31-8
61	Mar. 6	at BUF	W	4-2	22-31-8
62	Mar. 7	COL	L	2-4	22-32-8
63	Mar. 10	BUF	T	2-2	22-32-9
64	Mar. 12	WSH	L	1-2	22-33-9
65	Mar. 14	VAN	L	2-6	22-34-9
66	Mar. 18	at OTT	T	4-4	22-34-10
67	Mar. 20	at CGY	L	1-4	22-35-10
68	Mar. 22	at EDM	W	3-1	23-35-10
69	Mar. 24	at VAN	L	3-4	23-36-10
70	Mar. 26	PIT	W	4-3	24-36-10
71	Mar. 28	at TOR	L/OT	3-4	24-37-10
72	Mar. 31	at WSH	L	2-5	24-38-10
73	Apr. 1	T.B.	W	4-0	25-38-10
74	Apr. 4	NYR	W	3-0	26-38-10
75	Apr. 6	at T.B.	W	3-0	27-38-10
76	Apr. 8	N.J.	W	3-2	28-38-10
77	Apr. 9	at BOS	L	1-4	28-39-10
78	Apr. 11	at MTL	T	3-3	28-39-11
79	Apr. 13	WSH	L	0-2	28-40-11
80	Apr. 15	at NYR	L	2-4	28-41-11
81	Apr. 16	T.B.	W	4-0	29-41-11
82	Apr. 18	at N.J.	W	2-1	30-41-11

OPPONENTS

IN THE PAST

STANLEY CUP PLAYOFFS

MEDIA INFORMATION

1996-97 NY ISLANDERS • 29-41-12 (70 PTS) • HEAD COACH – RICK BOWNESS/MIKE MILBURY

OPPONENTS

IN THE PAST

STANLEY CUP PLAYOFFS

MEDIA INFORMATION

PLAYER	GP	G-A	PTS	+/-	PIM
Zigmund Palffy	80	48-42	90	+21	43
Travis Green	79	23-41	64	-5	38
Bryan Smolinski	64	28-28	56	+9	25
Derek King	70	23-30	53	-6	20
Bryan Berard	82	8-40	48	+1	86
Niklas Andersson	74	12-31	43	+4	57
Marty McInnis	70	20-22	42	-7	20
Bryan McCabe	82	8-20	28	-2	165
Todd Bertuzzi	64	10-13	23	-3	68
Kenny Jonsson	81	3-18	21	+10	24
Robert Reichel	12	5-14	19	+7	4
Claude Lapointe	73	13-5	18	-12	49
Scott Lachance	81	3-11	14	-7	47
Derek Armstrong	50	6-7	13	-8	33
Dan Plante	67	4-9	13	-6	75
Randy Wood	65	6-5	11	-7	61
Brent Hughes	51	7-3	10	-4	57
Doug Houda	70	2-8	10	+1	99
Paul Kruse	48	4-2	6	-5	111
Steve Webb	41	1-4	5	-10	144

PLAYER	GP	G-A	PTS	+/-	PIM
Darius Kasparaitis	18	0-5	5	-7	16
Rich Pilon	52	1-4	5	+4	179
Andreas Johansson	15	2-2	4	-6	0
Dennis Vaske	17	0-4	4	+3	12
Dave McLwain	4	1-1	2	-2	0
Ken Belanger	18	0-2	2	-1	102
Jason Holland	4	1-0	1	+1	0
Mick Vukota	17	1-0	1	-2	71
Tommy Salo	58	0-1	1	Goalie	4
Tommy Soderstrom	1	0-0	0	Goalie	0
Chris Taylor	1	0-0	0	Even	0
Nick Vachon	1	0-0	0	-1	0
Jarrett Deuling	1	0-0	0	Even	0
Mike Donnelly	3	0-0	0	Even	2
Jim Dowd	3	0-0	0	-1	0
Andrei Vasiliev	3	0-0	0	-3	2
David Archibald	7	0-0	0	-4	4
Corey Foster	7	0-0	0	-2	2
Eric Fichaud	34	0-0	0	Goalie	2

GOALTENDER	GP	MINS	GAA	W	L	T	EN	SO	GA	SA	SV%
Tommy Soderstrom	1	1	0.00	0	0	0	0	0	0	0	100.000
Tommy Salo	58	3208	2.82	20	27	8	7	5	151	1425	.904
Eric Fichaud	34	1759	3.10	9	14	4	0	0	91	806	.899

GAME	DATE	OPPONENT	RESULTS	SCORE	RECORD
1	Oct. 4	at L.A.	L	0-1	0-0-1
2	Oct. 5	at S.J.	T	2-2	0-1-1
3	Oct. 9	at OTT	T	3-3	0-1-2
4	Oct. 12	PHI	W	5-1	1-1-2
5	Oct. 17	HFD.	L	1-3	1-2-2
6	Oct. 19	at DET	L	2-4	1-3-2
7	Oct. 22	T.B.	L	3-6	1-4-2
8	Oct. 26	S.J.	T	2-2	1-4-3
9	Oct. 30	at HFD	T	2-2	1-4-4
10	Oct. 31	TOR.	L	3-5	1-5-4
11	Nov. 2	WSH	W	6-1	2-5-4
12	Nov. 4	at PHI	W	4-3	3-5-4
13	Nov. 6	NYR	T	1-1	3-5-5
14	Nov. 9	at N.J.	L	0-4	3-6-5
15	Nov. 11	COL.	L	2-6	3-7-6
16	Nov. 13	VAN.	W/OT	5-4	4-7-5
17	Nov. 15	at FLA	T	3-3	4-7-6
18	Nov. 16	OTT.	L	1-4	4-8-6
19	Nov. 20	at ANA	T	2-2	4-8-7
20	Nov. 22	at COL	L	2-3	4-9-7
21	Nov. 23	at PHX	T	3-3	4-9-8
22	Nov. 27	PHI	W	4-1	5-9-8
23	Nov. 29	at WSH	W	2-0	6-9-8
24	Nov. 30	BUF.	L	2-3	6-10-8
25	Dec. 3	CGY	W	3-1	7-10-8
26	Dec. 5	at FLA	L	2-4	7-11-8
27	Dec. 7	WSH	W	2-0	8-11-8
28	Dec. 10	PHX.	W	8-2	9-11-8
29	Dec. 11	at NYR	W	5-3	10-11-8
30	Dec. 14	at T.B.	L	1-4	10-12-8
31	Dec. 17	L.A.	W	4-3	11-12-8
32	Dec. 19	at PHI	L	0-5	11-13-8
33	Dec. 21	DAL.	L	2-3	11-14-8
34	Dec. 23	FLA.	L/OT	3-4	11-15-8
35	Dec. 26	N.J.	W	4-1	12-15-8
36	Dec. 28	DET.	L	1-7	12-16-8
37	Dec. 30	at TOR	L	0-2	12-17-8
38	Jan. 2	at NYR	L	3-4	12-18-8
39	Jan. 4	at MTL	L	1-3	12-19-8
40	Jan. 7	PIT	L	3-5	12-20-8
41	Jan. 10	at PIT	L	2-5	12-21-8

GAME	DATE	OPPONENT	RESULTS	SCORE	RECORD
42	Jan. 11	at T.B.	T	4-4	12-21-9
43	Jan. 13	at NYR	W	4-2	13-21-9
44	Jan. 15	BUF.	L	1-2	13-22-9
45	Jan. 20	STL	L	4-6	13-23-9
46	Jan. 22	EDM	W	8-1	14-23-9
47	Jan. 24	at HFD	W	5-2	15-23-9
48	Jan. 25	CHI	W	3-2	16-23-9
49	Jan. 28	at CGY	L	3-4	16-24-9
50	Jan. 30	at VAN	L/OT	1-2	16-25-9
51	Jan. 31	at EDM	L	0-1	16-26-9
52	Feb. 4	ANA.	W	4-3	17-26-9
53	Feb. 5	at N.J.	L	1-4	17-27-9
54	Feb. 8	NYR	L	2-5	17-28-9
55	Feb. 11	OTT.	T	5-5	17-28-10
56	Feb. 12	at PIT.	W	5-1	18-28-10
57	Feb. 15	FLA.	W/OT	1-0	19-28-10
58	Feb. 17	MTL.	L	1-4	19-29-10
59	Feb. 21	at BUF	L	2-5	19-30-10
60	Feb. 23	PIT	W	4-1	20-30-10
61	Feb. 26	N.J.	L	3-5	20-31-10
62	Feb. 28	at OTT	L	1-4	20-32-10
63	Mar. 2	at WSH	W	2-0	21-32-10
64	Mar. 4	T.B.	L	3-6	21-33-10
65	Mar. 6	BOS	W	5-2	22-33-10
66	Mar. 8	N.J.	W	5-1	23-33-10
67	Mar. 11	at FLA	L	2-3	23-34-10
68	Mar. 13	at T.B.	W	3-0	24-34-10
69	Mar. 15	at BOS	L	2-5	24-35-10
70	Mar. 16	at CHI	L	4-5	24-36-10
71	Mar. 19	FLA.	W	7-4	25-36-10
72	Mar. 22	PHI	T	3-3	25-36-11
73	Mar. 26	at BUF	W/OT	3-2	26-36-11
74	Mar. 27	at BOS	W	6-3	27-36-11
75	Mar. 29	BOS	W	8-2	28-36-11
76	Apr. 2	at DAL	L	4-5	28-37-11
77	Apr. 3	at STL	T	5-5	28-37-12
78	Apr. 5	T.B.	L	2-3	28-38-12
79	Apr. 7	at MTL	L	1-2	28-39-12
80	Apr. 9	MTL.	L	1-3	28-40-12
81	Apr. 11	HFD.	W	6-4	29-40-12
82	Apr. 12	at WSH	L	2-6	29-41-12

1995-96 NY ISLANDERS • 22-50-10 (54 PTS) • HEAD COACH – MIKE MILBURY

PLAYER	GP	G-A	PTS	+/-	PIM
Zigmund Palffy	81	43-44	87	-17	56
Travis Green	69	25-45	70	-20	2
Mathieu Schneider	65	11-36	47	-18	93
Marty McInnis	74	12-34	46	-11	39
Wendel Clark	58	24-19	43	-12	60
Todd Bertuzzi	76	18-21	39	-14	83
Alexander Semak	69	20-14	34	-4	68
Derek King	61	12-20	32	-10	23
Kenny Jonsson	66	4-26	30	+7	32
with Toronto	50	4-22	26	+12	22
with ISLANDERS	16	0-4	4	-5	10
Niklas Andersson	47	14-12	26	-3	12
Bryan McCabe	82	7-16	23	-24	156
Patrick Flatley	56	8-9	17	-24	21
Darby Hendrickson	62	7-10	17	-8	80
with Toronto	46	6-6	12	-2	47
with ISLANDERS	16	1	4	5	33
Scott Lachance	55	3-10	13	-19	54
Bob Sweeney	66	6-6	12	-23	59
Martin Straka	22	2-10	12	-6	6
Chris Luongo	74	3-7	10	-23	55
Pat Conacher	55	6-3	9	-13	18
with Los Angeles	35	5-2	7	-8	18
with Calgary	7	0-0	0	-1	0
with ISLANDERS	13	1-1	2		0
Brent Severyn	65	1-8	9	+3	180
Dan Plante	73	5-3	8	-22	50
Darius Kasparaitis	46	1-7	8	-12	93

GOALTENDER	GP	MINS	GAA	W	L	T	EN	SO	GA	SA	SV%
Eric Fichaud	24	1234	3.31	7	12	2	2	1	68	591	.897
Jamie McLennan	13	636	3.68	3	9	1	1	0	39	303	.886
Tommy Soderstrom	51	2590	3.87	11	22	6	0	2	167	1203	.878
Tommy Salo	10	523	4.02	1	7	1	3	0	35	215	.860

GAME	DATE	OPPONENT	RESULTS	SCORE	RECORD
1	Oct. 7	at BOS	T	4-4	0-0-1
2	Oct. 10	at TOR	L	3-7	0-1-1
3	Oct. 14	PHI	L	0-3	0-2-1
4	Oct. 15	at FLA	L	3-5	0-3-1
5	Oct. 17	NYR	L	1-5	0-4-1
6	Oct. 20	MTL	W	2-0	1-4-1
7	Oct. 25	at PHI	L	1-3	1-5-1
8	Oct. 26	PIT	L	5-7	1-6-1
9	Oct. 28	PHI	T	5-5	1-6-2
10	Oct. 31	at FLA	W/OT	5-4	2-6-2
11	Nov. 3	at T.B.	L	3-5	2-7-2
12	Nov. 4	WSH	L	2-3	2-8-2
13	Nov. 7	VAN	L	2-5	2-9-2
14	Nov. 10	at NYR	L	1-4	2-10-2
15	Nov. 11	STL	L	1-4	2-11-2
16	Nov. 14	at S.J.	W	5-3	3-11-2
17	Nov. 16	at L.A.	L	2-9	3-12-2
18	Nov. 17	at ANA	L/OT	1-2	3-13-2
19	Nov. 22	L.A.	W	5-2	4-13-2
20	Nov. 24	at BUF	T	1-1	4-13-3
21	Nov. 25	T.B.	L	1-2	4-14-3
22	Nov. 28	COL	L	3-7	4-15-3
23	Nov. 30	at OTT	W	5-3	5-15-3
24	Dec. 2	N.J.	W	4-1	6-15-3
25	Dec. 5	PIT	L	3-6	6-16-3
26	Dec. 6	at HFD	L	4-7	6-17-3
27	Dec. 9	at N.J.	L	2-4	6-18-3
28	Dec. 10	PHI	W	6-2	7-18-3
29	Dec. 12	FLA	L	1-3	7-19-3
30	Dec. 14	at WSH	L/OT	3-4	7-20-3
31	Dec. 16	HFD	T	3-3	7-20-4
32	Dec. 19	at STL	L	1-4	7-21-4
33	Dec. 21	at DAL	T	3-3	7-21-5
34	Dec. 23	WSH	W	3-1	8-21-5
35	Dec. 26	BOS	T	3-3	8-22-6
36	Dec. 27	at N.J.	L	3-5	8-23-6
37	Dec. 31	at BUF	W	5-2	9-22-6
38	Jan. 4	MTL	T	2-2	9-22-7
39	Jan. 6	OTT	W	5-4	10-22-7
40	Jan. 9	CHI	T	3-3	10-22-8
41	Jan. 11	TOR	W	4-3	11-22-8

PLAYER	GP	G-A	PTS	+/-	PIM
Kirk Muller	15	4-3	7	-10	15
Andrey Vasilyev	10	2-5	7	+4	2
Dennis Vaske	19	1-6	7	-13	21
Bob Beers	13	0-5	5	-2	10
Derek Armstrong	19	1-3	4	-6	14
Milan Tichy	8	0-4	4	+3	8
Brad Dalgarno	18	1-2	3	-2	14
Brett Lindros	18	1-2	3	-6	47
Rich Pilon	27	0-3	3	-9	72
Mick Vukota	32	1-1	2	-3	106
Craig Darby	10	0-2	2	-1	0
Dean Chynoweth	14	0-1	1	-4	40
Danton Cole	10	1-0	1	Even	0
Jason Herter	1	0-1	1	+1	0
Andreas Johansson	3	0-1	1	+1	0
Chris Taylor	11	0-1	1	+1	2
Micah Avazoff	12	0-1	1	-6	6
Jarrett Deuling	14	0-1	1	-1	11
Eric Fichaud	24	0-1	1	Goalie	0
Jason Strudwick	1	0-0	0	Even	7
Grigori Panteleev	4	0-0	0	-3	0
Jason Widmer	4	0-0	0	Even	7
Mike MacWilliam	6	0-0	0	-1	14
Ken Belanger	7	0-0	0	-2	27
Bob Halkidis	5	0-0	0	-3	30
Tommy Salo	10	0-0	0	Goalie	0
Jamie McLennan	13	0-0	0	Goalie	2
Tommy Soderstrom	51	0-0	0	Goalie	7

GAME	DATE	OPPONENT	RESULTS	SCORE	RECORD
42	Jan. 15	T.B.	W	3-2	12-22-8
43	Jan. 17	HFD	L	3-6	12-23-8
44	Jan. 22	at COL	L	3-5	12-24-8
45	Jan. 24	at CGY	L	1-4	12-25-8
46	Jan. 26	at EDM	L	1-4	12-26-8
47	Jan. 27	at VAN	L	3-6	12-27-8
48	Jan. 30	BUF	W/OT	5-4	13-27-8
49	Feb. 2	at WSH	L/OT	5-6	13-28-8
50	Feb. 4	DAL	W	5-3	14-28-8
51	Feb. 6	NYR	L	2-4	14-29-8
52	Feb. 8	at NYR	L	2-6	14-30-8
53	Feb. 10	ANA	W	4-3	15-30-8
54	Feb. 12	OTT	L	2-9	15-31-8
55	Feb. 15	CGY	L	3-6	15-32-8
56	Feb. 17	S.J.	W	4-2	16-32-8
57	Feb. 22	at NYR	W	5-3	17-32-8
58	Feb. 23	T.B.	L/OT	2-3	17-33-8
59	Feb. 25	EDM	W	2-0	18-33-8
60	Feb. 27	DET	L	2-6	18-34-8
61	Feb. 29	at DET	L	1-5	18-35-8
62	Mar. 1	at N.J.	L	2-6	18-36-8
63	Mar. 3	WPG	L	5-7	18-37-8
64	Mar. 5	BOS	W	5-3	19-37-8
65	Mar. 7	at BOS	L	3-4	19-38-8
66	Mar. 9	at WPG	W	4-2	20-38-8
67	Mar. 16	at PIT	L	2-4	20-39-8
68	Mar. 17	at CHI	L	1-5	20-40-8
69	Mar. 19	at PHI	L	1-4	20-41-8
70	Mar. 21	at FLA	L	2-3	20-42-8
71	Mar. 23	N.J.	L/OT	2-3	20-43-8
72	Mar. 25	at MTL	L	1-4	20-44-8
73	Mar. 26	WSH	L	1-7	20-45-8
74	Mar. 30	at HFD	L	1-3	20-46-8
75	Mar. 31	NYR	L	1-4	20-47-8
76	Apr. 2	PHI	L	2-6	20-48-8
77	Apr. 5	at OTT	L	2-4	20-49-8
78	Apr. 6	BUF	W	3-0	21-49-8
79	Apr. 8	at T.B.	L	3-4	21-50-8
80	Apr. 10	at PIT	W	6-2	22-50-8
81	Apr. 12	FLA	T	1-1	22-50-9
82	Apr. 13	at MTL	T	5-5	22-50-10

OPPONENTS

IN THE PAST

STANLEY CUP PLAYOFFS

MEDIA INFORMATION

1994-95 NY ISLANDERS • 15-28-5 (35 PTS) • HEAD COACH – LORNE HENNING

OPPONENTS

IN THE PAST

STANLEY CUP PLAYOFFS

MEDIA INFORMATION

PLAYER	GP	G-A	PTS	+/-	PIM
Ray Ferraro	47	22-21	43	+1	30
Mathieu Schneider	43	8-21	29	-8	79
with Montreal	30	5-15	20	-3	49
with ISLANDERS	13	3-6	9	-5	30
Kirk Muller	45	11-16	27	-18	47
with Montreal	33	8-11	19	-21	33
with ISLANDERS	12	3-5	8	+3	14
Patrick Flatley	45	7-20	27	+9	12
Pierre Turgeon	34	13-14	27	-12	10
Steve Thomas	47	11-15	26	-14	60
Derek King	43	10-16	26	-5	41
Zigmund Palffy	33	10-7	17	+3	6
Marty McInnis	41	9-7	16	-1	8
Vladimir Malakhov	26	3-13	26	-1	32
Scott Lachance	26	6-7	13	+2	26
Travis Green	42	5-7	12	-10	25
Dennis Vaske	41	1-11	12	+3	53
Benoit Hogue	33	6-4	10	Even.	34
Troy Loney	26	5-4	9	Even.	23
Bob Beers	22	2-7	9	-8	6
Brent Severyn	28	2-4	6	-2	71
with Florida	9	1-1	2	-3	37
with ISLANDERS	19	1-3	4	+1	34
Brad Dalgarno	22	3-2	5	-8	14

PLAYER	GP	G-A	PTS	+/-	PIM
Chris Marinucci	12	1-4	5	-1	2
Ron Sutter	27	1-4	5	-8	21
Brett Lindros	33	1-3	4	-8	100
Chris Luongo	47	1-3	4	-2	36
Paul Stanton	18	0-4	4	-6	9
Chris Taylor	10	0-3	3	+1	2
Yan Kaminsky	2	1-1	2	+2	0
Rich Pilon	20	1-1	2	-3	40
Craig Darby	13	0-2	2	-6	0
with Montreal	10	0-2	2	-5	0
with ISLANDERS	3	0-0	0	-1	0
Dean Chynoweth	32	0-2	2	+9	77
Mick Vukota	40	0-2	2	+1	109
Tommy Salo	6	0-1	1	Goalie	0
Kip Miller	8	0-1	1	+1	0
Darius Kasparaitis	13	0-1	1	-11	22
Jason Widmer	1	0-0	0	-1	0
Milan Tichy	2	0-0	0	-1	2
Andrey Vasilyev	2	0-0	0	Even.	2
Gord Dineen	9	0-0	0	-5	2
David Chyzowski	13	0-0	0	-2	11
Jamie McLennan	21	0-0	0	Goalie	2
Tommy Soderstrom	26	0-0	0	Goalie	2

GOALTENDER	GP	MINS	GAA	W	L	T	EN	SO	GA	SA	SV%
Tommy Salo	6	358	3.02	1	5	0	0	0	18	171	.905
Tommy Soderstrom	26	1350	3.11	8	12	3	2	1	70	647	.902
Jamie McLennan	21	1185	3.39	6	11	2	1	0	67	472	.876

GAME	DATE	OPPONENT	RESULTS	SCORE	RECORD
1	Jan. 21	FLA	.W	2-1	1-0-0
2	Jan. 22	OTT	.T	3-3	1-0-1
3	Jan. 24	PHI	.W	4-3	2-0-1
4	Jan. 27	at WSH	.L	2-5	2-1-1
5	Jan. 28	T.B.	.L	1-4	2-2-1
6	Jan. 31	at FLA	.W	5-1	3-2-1
7	Feb. 2	at PHI	.W/OT	5-4	4-2-1
8	Feb. 4	at MTL	.L	2-4	4-3-1
9	Feb. 7	at T.B.	.L	2-5	4-4-1
10	Feb. 9	PIT	.L	2-5	4-5-1
11	Feb. 11	BUF	.W	2-1	5-5-1
12	Feb. 14	QUE	.L	2-3	5-6-1
13	Feb. 17	at N.J.	.T	2-2	5-6-2
14	Feb. 18	N.J.	.W	3-2	6-6-2
15	Feb. 20	at MTL	.L/OT	2-3	6-7-2
16	Feb. 22	at BUF	.T	3-3	6-7-3
17	Feb. 23	T.B.	.L	1-4	6-8-3
18	Feb. 25	PIT	.W	3-1	7-8-3
19	Feb. 28	MTL	.W	2-1	8-8-3
20	Mar. 2	WSH	.L	3-4	8-9-3
21	Mar. 5	at OTT	.L	1-3	8-10-3
22	Mar. 7	HFD	.W	3-1	9-10-3
23	Mar. 9	at PIT	.L	2-4	9-11-3
24	Mar. 11	at QUE	.L	1-2	9-12-3

GAME	DATE	OPPONENT	RESULTS	SCORE	RECORD
25	Mar. 14	at HFD	.L	4-6	9-13-3
26	Mar. 16	at BUF	.L	3-6	9-14-3
27	Mar. 18	at BOS	.L	3-4	9-15-3
28	Mar. 23	NYR	.W	1-0	10-15-3
29	Mar. 25	at HFD	.L	1-5	10-16-3
30	Mar. 26	N.J.	.T	5-5	10-16-4
31	Mar. 28	at PIT	.L	3-6	10-17-4
32	Mar. 30	BOS	.L	2-3	10-18-4
33	Apr. 1	BUF	.L	1-5	10-19-4
34	Apr. 4	WSH	.L	4-5	10-20-4
35	Apr. 7	at NYR	.W	4-3	11-20-4
36	Apr. 8	FLA	.T	2-2	11-20-5
37	Apr. 11	at T.B.	.L	2-5	11-21-5
38	Apr. 12	at FLA	.W	3-1	12-21-5
39	Apr. 14	at N.J.	.L	3-6	12-22-5
40	Apr. 16	NYR	.L	2-3	12-23-5
41	Apr. 18	QUE	.W	5-2	13-23-5
42	Apr. 20	at PHI	.L	1-2	13-24-5
43	Apr. 22	OTT	.L	2-3	13-25-5
44	Apr. 24	BOS	.W	5-3	14-25-5
45	Apr. 26	at WSH	.L	5-6	14-26-5
46	Apr. 28	at NYR	.W	4-2	15-26-5
47	Apr. 29	at OTT	.L	3-4	15-27-5
48	May 2	PHI	.L	0-2	15-28-5

1993-94 NY ISLANDERS • 36-36-12 (84 PTS) • HEAD COACH – AL ARBOUR

PLAYER	GP	G-A	PTS	+/-	PIM
Pierre Turgeon	69	38-56	94	+14	18
Steve Thomas	78	42-33	75	-9	139
Derek King	78	30-40	70	+18	59
Benoit Hogue	83	36-33	69	-7	73
Vladimir Malakhov	76	10-47	57	+29	80
Marty McInnis	81	25-31	56	+31	24
Ray Ferraro	82	21-32	53	+1	83
Patrick Flatley	64	12-30	42	+12	40
Travis Green	83	18-22	40	+16	44
Tom Kurvers	66	9-31	40	+7	47
Brad Dalgarno	73	11-19	30	+14	62
Uwe Krupp	41	7-14	21	+11	30
David Volek	32	5-9	14	Even	10
Scott Lachance	74	3-11	14	-5	70
Dennis Vaske	65	2-11	13	+21	76
Darius Kasparaitis	76	1-10	11	-6	142
Keith Acton	77	2-7	9	-1	71
David Maley	56	0-6	6	-6	104
Rich Pilon	28	1-4	5	-4	75

PLAYER	GP	G-A	PTS	+/-	PIM
Wayne McBean	19	1-4	5	-13	16
Mick Vukota	72	3-1	4	-5	237
Chris Luongo	17	1-3	4	-1	13
Dean Chynoweth	39	0-4	4	+3	122
Yan Kaminsky	24	2-1	3	+4	4
Ron Hextall	65	0-3	3	Goalie	52
Claude Loiselle	17	1-1	2	-2	49
David Chyzowski	3	1-0	1	-1	4
Dan Plante	12	0-1	1	-2	4
Jamie McLennan	22	0-1	1	Goalie	6
Scott Scissons	1	0-0	0	Even	0
Brent Grieve	3	0-0	0	Even	7
Derek Armstrong	1	0-0	0	Even	0
Jason Simon	4	0-0	0	Even	34
Zigmund Palffy	5	0-0	0	-6	0
Steve Junker	5	0-0	0	Even	0
Tom Draper	7	0-0	0	Goalie	0
Joe Day	24	0-0	0	-7	30

GOALTENDER	GP	MINS	GAA	W	L	T	EN	SO	GA	SA	SV%
Jamie McLennan	22	1287	2.84	8	7	6	0	0	61	578	.905
Ron Hextall	65	3581	3.08	27	26	6	3	5	184	1617	.898
Tom Draper	7	227	4.23	1	3	0	0	0	16	102	.864

GAME	DATE	OPPONENT	RESULTS	SCORE	RECORD
1	Oct. 5	at CGY	L	1-2	0-1-0
2	Oct. 8	at EDM	L	1-5	0-2-0
3	Oct. 10	at ANA	W/OT	4-3	1-2-0
4	Oct. 12	at L.A.	L	5-7	1-3-0
5	Oct. 16	N.J.	L	3-6	1-4-0
6	Oct. 19	PIT	L	2-3	1-5-0
7	Oct. 22*	at PHI	L	3-4	1-6-0
8	Oct. 23	OTT	T	5-5	1-6-1
9	Oct. 26	L.A.	W	7-0	2-6-1
10	Oct. 28	at FLA	L	2-5	2-7-1
11	Oct. 29	at T.B.	W	4-2	3-7-1
12	Nov. 2	VAN	L	1-2	3-8-1
13	Nov. 4	at CHI	L	2-4	3-9-1
14	Nov. 6	HFD	W	5-3	4-9-1
15	Nov. 9	WPG	L	2-5	4-10-1
16	Nov. 10	at N.J.	L	3-5	4-11-1
17	Nov. 13	BOS	L	2-5	4-12-1
18	Nov. 17	at OTT	W	8-1	5-12-1
19	Nov. 18#	at MTL	W	5-1	6-12-1
20	Nov. 21	at PHI	W/OT	5-4	7-12-1
21	Nov. 24	at DAL	T	2-2	7-12-2
22	Nov. 27	NYR	W	6-4	8-12-2
23	Nov. 28	DET	L	1-4	8-13-2
24	Nov. 30	WSH	W	6-4	9-13-2
25	Dec. 2	at BOS	L	3-7	9-14-2
26	Dec. 3	QUE	L	2-3	9-15-2
27	Dec. 7	EDM	T	4-4	9-15-3
28	Dec. 11	PHI	W	5-2	10-15-3
29	Dec. 14	N.J.	W	4-1	11-15-3
30	Dec. 17	TOR	W	6-2	12-15-3
31	Dec. 19	at PIT	W	6-3	13-15-3
32	Dec. 22	at MTL	W	5-3	14-15-3
33	Dec. 26	BUF	W/OT	4-3	15-15-3
34	Dec. 28	ANA	L	0-3	15-16-3
35	Dec. 29	at QUE	L	3-5	15-17-3
36	Jan. 1	HFD	L	3-4	15-18-3
37	Jan. 4	at N.J.	L	3-6	15-19-3
38	Jan. 7	CGY	W	6-2	16-19-3
39	Jan. 8	at HFD	L	0-6	16-20-3
40	Jan. 10	at OTT	T	3-3	16-20-4
41	Jan. 14	MTL	W	5-2	17-20-4
42	Jan. 15	CHI	T	5-5	17-20-5

GAME	DATE	OPPONENT	RESULTS	SCORE	RECORD
43	Jan. 17	FLA	L	1-2	17-21-5
44	Jan. 19	at T.B.	L/OT	3-4	17-22-5
45	Jan. 26	at TOR	L	3-4	17-23-5
46	Jan. 28	BOS	L	0-3	17-24-5
47	Jan. 29	at BOS	L	1-2	17-25-5
48	Feb. 1	S.J.	W	5-4	18-25-5
49	Feb. 2	at NYR	T	4-4	18-25-6
50	Feb. 5	at QUE	W	3-2	19-25-6
51	Feb. 6	at BUF	L	1-4	19-26-6
52	Feb. 8	BUF	W	3-1	20-26-6
53	Feb. 10	at PIT	W	5-3	21-26-6
54	Feb. 12	FLA	L	3-4	21-27-6
55	Feb. 15	T.B.	W	2-1	22-27-6
56	Feb. 18	at WSH	L	1-3	22-28-6
57	Feb. 19	OTT	W	4-0	23-28-6
58	Feb. 21	WSH	W	4-0	24-28-6
59	Feb. 24	at PHI	L/OT	4-5	24-29-6
60	Feb. 25	PHI	W	2-0	25-29-6
61	Feb. 27	QUE	W	5-2	26-29-6
62	Mar. 1	STL	W	4-2	27-29-6
63	Mar. 4	at NYR	T	3-3	27-29-7
64	Mar. 5	NYR	L	4-5	27-30-7
65	Mar. 7	at WPG	W	7-2	28-30-7
66	Mar. 9	at VAN	L	4-5	28-31-7
67	Mar. 10	at S.J.	L	3-4	28-32-7
68	Mar. 12	at STL	T	5-5	28-32-8
69	Mar. 15	N.J.	W	3-2	29-32-8
70	Mar. 17	at DET	W	3-1	30-32-8
71%	Mar. 18	BUF	T	2-2	30-32-9
72	Mar. 20	PIT	L	1-2	30-33-9
73	Mar. 22	T.B.	W/OT	5-4	31-33-9
74	Mar. 26	FLA	L	1-3	31-34-9
75	Mar. 27	at BUF	L	1-4	31-35-9
76	Mar. 29	at WSH	T	2-2	31-35-10
77	Apr. 1	MTL	W	5-2	32-35-10
78	Apr. 2	at MTL	T	3-3	32-35-11
79	Apr. 5	at WSH	W/OT	4-3	33-35-11
80	Apr. 6	at HFD	T	3-3	33-35-12
81	Apr. 8	DAL	W	5-1	34-35-12
82	Apr. 10	NYR	W	5-4	35-35-12
83	Apr. 13	at T.B.	W	2-0	36-35-12
84	Apr. 14	at FLA	L	1-4	36-36-12

* - Originally scheduled for Oct. 21, rescheduled. # - Neutral site game played in Hamilton. % - Neutral site game played in Minneapolis

OPPONENTS

IN THE PAST

STANLEY CUP PLAYOFFS

MEDIA INFORMATION

1992-93 NY ISLANDERS • 40-37-7 (87 PTS) • HEAD COACH – AL ARBOUR

OPPONENTS

IN THE PAST

STANLEY CUP PLAYOFFS

MEDIA INFORMATION

PLAYER	GP	G-A	PTS	+/-	PIM
Pierre Turgeon	83	58-74	132	-1	26
Steve Thomas	79	37-50	87	+3	111
Derek King	77	38-38	76	-4	47
Benoit Hogue	70	33-42	75	+13	108
Patrick Flatley	80	13-47	60	+5	63
Vladimir Malakhov	64	14-38	52	+14	59
Jeff Norton	66	12-38	50	-3	45
Uwe Krupp	80	9-29	38	+6	67
Tom Kurvers	52	8-30	38	+9	38
Brian Mullen	81	18-14	32	+5	28
Brad Dalgarno	57	15-17	32	+17	62
Marty McInnis	56	10-20	30	+7	24
Ray Ferraro	46	14-13	27	Even	40
Tom Fitzgerald	77	9-18	27	-2	34
Travis Green	61	7-18	25	+4	43
Scott Lachance	75	7-17	24	-1	67

PLAYER	GP	G-A	PTS	+/-	PIM
David Volek	56	8-13	21	-1	34
Darius Kasparaitis	79	4-17	21	+15	166
Bill Berg	22	6-3	9	+4	49
Claude Loiselle	41	5-3	8	-5	90
Daniel Marois	28	2-5	7	-3	35
Mick Vukota	74	2-5	7	+3	216
Dennis Vaske	27	1-5	6	+9	32
Iain Fraser	7	2-2	4	-1	2
Rich Pilon	44	1-3	4	-4	164
Rich Kromm	1	1-2	3	+3	0
Gary Nylund	22	1-1	2	-2	43
Glenn Healy	47	0-2	2	Goalie	2
Mark Fitzpatrick	39	0-1	1	Goalie	2
Greg Parks	2	0-0	0	Even	0
Graeme Townshend	2	0-0	0	Even	0
Danny Lorenz	4	0-0	0	Goalie	0

GOALTENDER	GP	MINS	GAA	W	L	T	EN	SO	GA	SA	SV%
Glenn Healy	47	2655	3.30	22	20	2	6	1	146	1170	.889
Mark Fitzpatrick	39	2253	3.46	17	15	5	5	0	130	936	.878
Danny Lorenz	4	157	3.82	1	2	0	0	0	10	68	.872

GAME	DATE	OPPONENT	RESULTS	SCORE	RECORD
1	Oct. 6	at N.J.	L	3-4	0-1-0
2	Oct. 8	at PIT.	L	3-7	0-2-0
3	Oct. 10	at BOS	T	3-3	0-2-1
4	Oct. 15	at PHI	W	5-4	1-2-1
5	Oct. 17	NYR	W	6-3	2-2-1
6	Oct. 18	at NYR	L	3-4	2-3-1
7	Oct. 20	PHI	W	4-3	3-3-1
8	Oct. 23	at WSH	W	5-2	4-3-1
9	Oct. 24	HFD.	W	4-2	5-3-1
10	Oct. 27	L.A.	L	3-4	5-4-1
11	Oct. 30	at N.J.	W	4-1	6-4-1
12	Oct. 31	N.J.	L	3-5	6-5-1
13	Nov. 3	at PIT.	L	0-2	6-6-1
14	Nov. 5	at MIN	L	0-3	6-7-1
15	Nov. 7	T.B.	L/OT	5-6	6-8-1
16	Nov. 12	at PHI	L	5-8	6-9-1
17	Nov. 14	BUF.	W	7-5	7-9-1
18	Nov. 19	at BOS	L	2-5	7-10-1
19	Nov. 21	at CGY	W	4-3	8-10-1
20	Nov. 22	at EDM	T	5-5	8-10-2
21	Nov. 24	at WPG	T	3-3	8-10-3
22	Nov. 27	at PHI	L	3-6	8-11-3
23	Nov. 28	PHI	W	9-3	9-11-3
24	Dec. 1	PIT	L	3-7	9-12-3
25	Dec. 4	at BUF	T	5-5	9-12-4
26	Dec. 5	WSH	L	3-5	9-13-4
27	Dec. 7	at T.B.	W	6-1	10-13-4
28	Dec. 10	at CHI	L	3-5	10-14-4
29	Dec. 12	WPG	L/OT	3-4	10-15-4
30	Dec. 13#	EDM	W	4-1	11-15-4
31	Dec. 15	at STL	W/OT	4-3	12-15-4
32	Dec. 17	OTT.	W	9-3	13-15-4
33	Dec. 19	at PIT.	W	4-3	14-15-4
34	Dec. 20	at QUE	L	3-5	14-16-4
35	Dec. 23	at MTL	W	6-2	15-16-4
36	Dec. 26	NYR	W	6-4	16-16-4
37	Dec. 29	TOR.	L	2-3	16-17-4
38	Dec. 31	at STL	L	1-5	16-18-4
39	Jan. 2	MIN.	W	3-2	17-18-4
40	Jan. 5	QUE	L	1-2	17-19-4
41	Jan. 8	at BUF	L	5-6	17-20-4
42	Jan. 9	VAN.	L	4-5	17-21-4

GAME	DATE	OPPONENT	RESULTS	SCORE	RECORD
43	Jan. 12	CGY	W	8-2	18-21-4
44	Jan. 14	WSH	L	0-3	18-22-4
45	Jan. 16	at N.J.	W	5-3	19-22-4
46	Jan. 17	at OTT	W	7-2	20-22-4
47	Jan. 19	BOS	T	2-2	20-22-5
48	Jan. 23	PHI	W	8-4	21-22-5
49	Jan. 26	N.J.	W	8-2	22-22-5
50	Jan. 28	at PIT.	W	5-2	23-22-5
51	Jan. 30	BOS	L	5-6	23-23-5
52	Feb. 1	NYR	T	4-4	23-23-6
53	Feb. 3	at TOR	W	3-2	24-23-6
54	Feb. 9	MTL	L	3-5	24-24-6
55	Feb. 12	at NYR	L	3-4	24-25-6
56	Feb. 13	NYR	W	5-2	25-25-6
57	Feb. 16	EDM	W	7-2	26-25-6
58	Feb. 18	STL	L	2-4	26-26-6
59	Feb. 20	PIT	W	4-2	27-26-6
60	Feb. 23	WSH	L	2-4	27-27-6
61	Feb. 25	at QUE	L	4-6	27-28-6
62	Feb. 27	at PHI	W	3-2	28-28-6
63	Feb. 28	at HFD	W/OT	7-6	29-28-6
64	Mar. 2	DET.	W	3-2	30-28-6
65	Mar. 7	at WSH	W	3-2	31-28-6
66	Mar. 9	PHI	W	4-2	32-28-6
67	Mar. 10	at MTL	L	1-5	32-29-6
68	Mar. 14*	PIT	L	2-3	32-30-6
69	Mar. 16	at S.J.	W	6-0	33-30-6
70	Mar. 18	at L.A.	L	4-7	33-31-6
71	Mar. 20	at VAN	W	7-2	34-31-6
72	Mar. 23	at DET	L	2-3	34-32-6
73	Mar. 25**	WSH	L	2-5	34-33-6
74	Mar. 27	S.J.	W	7-3	35-33-6
75	Mar. 30	PHI	W	2-1	36-33-6
76	Apr. 2	at NYR	W/OT	3-2	37-33-6
77	Apr. 3	MTL	L	2-3	37-34-6
78	Apr. 6	at WSH	W	3-2	38-34-6
79	Apr. 8	CHI	L	2-3	38-35-6
80	Apr. 10	OTT	L	3-5	38-36-6
81	Apr. 11	at N.J.	W	5-4	39-36-6
82	Apr. 13***	HFD.	T	3-3	39-36-7
83	Apr. 14	at HFD	L/OT	4-5	39-37-7
84	Apr. 16****	N.J.	W	8-4	40-37-7

- Neutral site game played in Oklahoma City. % - Neutral site game played in Dallas. * - Originally scheduled for March 13, postponed due to snow.
 ** - Originally scheduled for March 14, rescheduled. *** - Originally scheduled for April 15, rescheduled. **** - Originally scheduled for March 25, rescheduled.

1991-92 NY ISLANDERS • 34-35-11 (79 PTS) • HEAD COACH – AL ARBOUR

PLAYER	GP	G-A	PTS	+/-	PIM
Pierre Turgeon	77	40-55	95	+7	20
with Buffalo	8	2-6	8	-1	4
with ISLANDERS	69	38-49	87	+8	16
Ray Ferraro	80	40-40	80	+25	92
Derek King	80	40-38	78	-10	46
Steve Thomas	82	30-48	78	+8	97
with Chicago	11	2-6	8	-3	26
with ISLANDERS	71	28-42	70	+11	71
Benoit Hogue	75	30-46	76	+30	67
with Buffalo	3	0-1	1	Even	0
with ISLANDERS	72	30-45	75	+30	67
David Volek	74	18-42	60	Even	35
Tom Kurvers	74	9-47	56	-18	30
Uwe Krupp	67	8-29	37	+13	49
with Buffalo	8	2-0	2	Even	6
with ISLANDERS	59	6-29	35	+13	43
Adam Creighton	77	21-15	36	-5	118
with Chicago	11	6-6	12	-1	16
with ISLANDERS	66	15-9	24	-4	102
Patrick Flatley	38	8-28	36	+14	31
Daniel Marois	75	17-16	33	-34	94
with Toronto	63	15-11	26	-36	76
with ISLANDERS	12	2-5	7	+2	18
Dave McLlwain	54	8-15	23	-8	28
Jeff Norton	28	1-18	19	+2	18
Claude Loiselle	75	7-10	17	-24	115
with Toronto	64	6-9	15	-21	102
with ISLANDERS	11	1-1	2	-3	13

GOALTENDER	GP	MINS	GAA	W	L	T	EN	SO	GA	SA	SV%
Mark Fitzpatrick	30	1742	3.20	11	13	5	5	0	93	857	.902
Steve Weeks	23	1032	3.60	9	4	2	0	0	62	504	.890
Glenn Healy	37	1961	3.79	14	16	4	4	1	124	921	.831
Danny Lorenz	2	120	5.00	0	2	0	1	0	10	50	.833

GAME	DATE	OPPONENT	RESULTS	SCORE	RECORD
1	Oct. 5	at BOS	W	4-3	1-0-0
2	Oct. 9	at NYR	L	3-5	1-1-0
3	Oct. 12	PHI	W	5-4	2-1-0
4	Oct. 13	at QUE	T	1-1	2-1-1
5	Oct. 15	PIT	L/OT	6-7	2-2-1
6	Oct. 17	at PIT	L	5-8	2-3-1
7	Oct. 19	EDM	L	2-4	2-4-1
8	Oct. 22	WPG	T	1-1	2-4-2
9	Oct. 26	L.A.	L	2-4	2-5-2
10	Oct. 29	S.J.	W	8-4	3-5-2
11	Oct. 31	at CHI	L	3-4	3-6-2
12	Nov. 2	WSH	L	4-7	3-7-2
13	Nov. 4	BOS	W	6-4	4-7-2
14	Nov. 6	at EDM	L	3-5	4-8-2
15	Nov. 9	at S.J.	L	3-4	4-9-2
16	Nov. 10	at VAN	L	0-6	4-10-2
17	Nov. 14	at N.J.	W	4-3	5-10-2
18	Nov. 17	NYR	W	4-2	6-10-2
19	Nov. 19	at MIN	W	7-4	7-10-2
20	Nov. 20	at WPG	L	1-3	7-11-2
21	Nov. 23	at PIT	T	2-2	7-11-3
22	Nov. 27	BOS	L	2-3	7-12-3
23	Nov. 29	at WSH	W	3-2	8-12-3
24	Nov. 30	WSH	W	8-1	9-12-3
25	Dec. 5	MTL	L/OT	4-5	9-13-3
26	Dec. 7	CHI	L	2-5	9-14-3
27	Dec. 10	STL	T	7-7	9-14-4
28	Dec. 11	at TOR	W	5-4	10-14-4
29	Dec. 14	N.J.	T	3-3	10-14-5
30	Dec. 17	at HFD	W	4-2	11-14-5
31	Dec. 19	at PHI	L	2-6	11-15-5
32	Dec. 21	at STL	L	2-6	11-16-5
33	Dec. 23	PIT	L	3-6	11-17-5
34	Dec. 26	N.J.	T	5-5	11-17-6
35	Dec. 28	NYR	W	5-4	12-17-6
36	Dec. 29	at HFD	L	4-6	12-18-6
37	Jan. 1	at WSH	L	5-8	12-19-6
38	Jan. 3	at BUF	L	2-5	12-20-6
39	Jan. 4	QUE	W	5-2	13-20-6
40	Jan. 7	at DET	W	5-2	14-20-6

PLAYER	GP	G-A	PTS	+/-	PIM
Tom Fitzgerald	45	6-11	17	-3	28
Joe Reekie	54	4-12	16	+15	85
Bill Berg	47	5-9	14	-18	28
Jeff Finley	51	1-10	11	-6	26
Brent Sutter	8	4-6	10	-5	6
Hubie McDonough	33	7-2	9	-4	15
Marty McNis	15	3-5	8	+6	0
Rob DiMaio	50	5-2	7	-23	43
Rich Pilon	65	1-6	7	-1	183
Wayne McBean	25	2-4	6	+11	18
Mick Yukota	74	0-6	6	-6	293
Scott Lachance	17	1-4	5	+13	9
Randy Wood	8	2-2	4	-3	21
Brad Dalgarno	15	2-1	3	-8	12
Graeme Townshend	7	1-2	3	+6	0
David Chyzowski	12	1-1	2	-4	17
Mark Fitzpatrick	30	0-2	2	Goalie	8
Dean Chynoweth	11	1-0	1	-3	23
Brad Lauer	8	1-0	1	-2	2
Gary Nylund	7	0-1	1	-3	10
Glenn Healy	37	0-1	1	Goalie	18
Dennis Vaske	39	0-1	1	+5	39
Greg Parks	1	0-0	0	Even	2
Rich Kromm	1	0-0	0	Even	0
Danny Lorenz	2	0-0	0	Goalie	0
Brad Turner	3	0-0	0	Even	0
Rick Green	4	0-0	0	Even	0
Steve Weeks	23	0-0	0	Goalie	2

GOALTENDER	GP	MINS	GAA	W	L	T	EN	SO	GA	SA	SV%
Mark Fitzpatrick	30	1742	3.20	11	13	5	5	0	93	857	.902
Steve Weeks	23	1032	3.60	9	4	2	0	0	62	504	.890
Glenn Healy	37	1961	3.79	14	16	4	4	1	124	921	.831
Danny Lorenz	2	120	5.00	0	2	0	1	0	10	50	.833

GAME	DATE	OPPONENT	RESULTS	SCORE	RECORD
41	Jan. 9	HFD	W	2-1	15-20-6
42	Jan. 11	STL	L	3-6	15-21-6
43	Jan. 12	at PHI	L	3-4	15-22-6
44	Jan. 14	DET	W	6-2	16-22-6
45	Jan. 16	PHI	W	4-3	17-22-6
46	Jan. 23	TOR	L	3-4	17-23-6
47	Jan. 25	PIT	L	3-5	17-24-6
48	Jan. 30	at PIT	W	8-5	18-24-6
49	Feb. 1	PHI	T	5-5	18-24-7
50	Feb. 2	CGY	W	6-3	19-24-7
51	Feb. 4	at LA	W	2-1	20-24-7
52	Feb. 6	at VAN	W/OT	5-4	21-24-7
53	Feb. 7	at EDM	L	2-4	21-25-7
54	Feb. 11	at CGY	W	3-1	22-25-7
55	Feb. 14	at NYR	L	2-9	22-26-7
56	Feb. 15	VAN	W	3-1	23-26-7
57	Feb. 17	WPG	W/OT	5-4	24-26-7
58	Feb. 20	NYR	W	6-2	25-26-7
59	Feb. 22	MIN	W	2-1	26-26-7
60	Feb. 23	WSH	L	1-4	26-27-7
61	Feb. 25	at PHI	L	1-4	26-28-7
62	Feb. 28	at N.J.	W/OT	3-2	27-28-7
63	Feb. 29	N.J.	L	1-3	27-29-7
64	Mar. 3	MTL	L	3-4	27-30-7
65	Mar. 5	at CHI	T	4-4	27-30-8
66	Mar. 7	at MTL	L	2-8	27-31-8
67	Mar. 8	at BUF	W	6-2	28-31-8
68	Mar. 10	PHI	W	5-2	29-31-8
69	Mar. 12	at PIT	L	4-6	29-32-8
70	Mar. 14	BUF	W	4-1	30-32-8
71	Mar. 15	at WSH	L	2-5	30-33-8
72	Mar. 18	at NYR	T	1-1	30-33-9
73	Mar. 21	at N.J.	T	2-2	30-33-10
74	Mar. 24	at QUE	L	2-5	30-34-10
75	Mar. 26	S.J.	W	7-4	31-34-10
76	Mar. 28	NYR	W	4-1	32-34-10
77	Mar. 29	DET	L	2-6	32-35-10
78	Apr. 12	at TOR	W	6-2	33-35-10
79	Apr. 13	at WSH	T	1-1	33-35-11
80	Apr. 15	N.J.	W	7-0	34-35-11

OPPONENTS

IN THE PAST

STANLEY CUP PLAYOFFS

MEDIA INFORMATION

1990-91 NY ISLANDERS • 25-45-10 (60 PTS) • HEAD COACH - AL ARBOUR

OPPONENTS

IN THE PAST

STANLEY CUP PLAYOFFS

MEDIA INFORMATION

PLAYER	GP	G-A	PTS	+/-	PIM
Pat LaFontaine	75	41-44	85	-6	42
David Volek	77	22-34	56	-10	57
Brent Sutter	75	21-32	53	-8	49
Patrick Flatley	56	20-25	45	-2	74
Derek King	66	19-26	45	+1	44
Randy Wood	76	24-18	42	-12	45
Ray Ferraro	76	21-21	42	-12	70
with Hartford	15	2-5	7	-1	18
with ISLANDERS	61	19-16	35	-11	52
Jeff Norton	44	3-25	28	-13	16
Bill Berg	78	9-14	23	-3	67
Gary Nylund	72	2-21	23	-8	105
Wayne McBean	52	5-14	19	-21	47
Joe Reekie	66	3-16	19	+17	96
Brad Dalgarno	41	3-12	15	-10	24
David Chyzowski	56	5-9	14	-19	61
Hubie McDonough	52	6-6	12	-14	10
Brad Lauer	44	4-8	12	-6	45
John Tucker	38	4-7	11	-1	8
with Buffalo	18	1-3	4	Even	4
with ISLANDERS	20	3-4	7	-1	4
Tom Fitzgerald	41	5-5	10	-9	24
Craig Ludwig	75	1-8	9	-24	77

PLAYER	GP	G-A	PTS	+/-	PIM
Doug Crossman	16	1-6	7	-4	12
Ken Baumgartner	78	1-6	7	-14	282
Mick Vukota	60	2-4	6	-13	238
Rich Pilon	60	1-4	5	-12	126
Don Maloney	12	0-5	5	-3	6
Greg Parks	20	1-2	3	Even	4
Dean Chynoweth	25	1-1	2	-6	59
Paul Guay	3	0-2	2	+2	2
Glenn Healy	53	0-2	2	Goalie	14
Rich Kromm	6	1-0	1	-2	0
Jari Grandstrand	3	0-1	1	-2	2
Rob DiMaio	1	0-0	0	Even	0
Scott Scissons	1	0-0	0	Even	0
Mark Fitzpatrick	2	0-0	0	Goalie	0
Alan Kerr	2	0-0	0	Even	5
Danny Lorenz	2	0-0	0	Goalie	0
Shawn Byram	4	0-0	0	-2	14
Derek Laxdal	4	0-0	0	-1	0
George Maneluk	4	0-0	0	Goalie	2
Dennis Vaske	5	0-0	0	+4	2
Jeff Finley	11	0-0	0	-31	4
Jeff Hackett	30	0-0	0	Goalie	4

GOALTENDER	GP	MINS	GAA	W	L	T	EN	SO	GA	SA	SV%
Mark Fitzpatrick	2	120	3.00	1	1	0	0	0	6	54	.900
Glenn Healy	53	2999	3.32	18	24	9	4	0	166	1391	.893
Jeff Hackett	30	1508	3.62	5	18	1	3	0	91	650	.877
Danny Lorenz	2	80	3.75	0	1	0	0	0	5	31	.861
George Maneluk	4	140	6.43	1	1	0	0	0	15	79	.843

GAME	DATE	OPPONENT	RESULTS	SCORE	RECORD
1	Oct. 4	at L.A.	L	1-4	0-1-0
2	Oct. 6	at MIN	L	2-4	0-2-0
3	Oct. 7	at CHI	W	4-2	1-2-0
4	Oct. 13	PIT	L	4-6	1-3-0
5	Oct. 16	WPG	W	4-1	2-3-0
6	Oct. 19	at WSH	L	3-4	2-4-0
7	Oct. 20	BUF	L	1-3	2-5-0
8	Oct. 23	N.J.	L	1-8	2-6-0
9	Oct. 24	at MTL	L	2-8	2-7-0
10	Oct. 27	PHI	W	5-2	3-7-0
11	Oct. 28	at PIT	L	3-8	3-8-0
12	Oct. 30	L.A.	L	1-4	3-9-0
13	Nov. 2	at NYR	W	3-2	4-9-0
14	Nov. 3	WSH	L	2-5	4-10-0
15	Nov. 6	TOR	W	4-3	5-10-0
16	Nov. 7	at N.J.	W	6-3	6-10-0
17	Nov. 10	CGY	W	5-1	7-10-0
18	Nov. 15	at CGY	W/OT	4-3	8-10-0
19	Nov. 16	at VAN	L	2-3	8-11-0
20	Nov. 18	at EDM	L	1-3	8-12-0
21	Nov. 22	WPG	W	3-1	9-12-0
22	Nov. 24	NYR	T	2-2	9-12-1
23	Nov. 25	at PHI	L	1-4	9-13-1
24	Nov. 27	PHI	L	1-5	9-14-1
25	Nov. 30	at N.J.	T	5-5	9-14-2
26	Dec. 1	WSH	L	1-3	9-15-2
27	Dec. 4	VAN	L	2-4	9-16-2
28	Dec. 6	at CHI	L	2-5	9-17-2
29	Dec. 11	N.J.	W	3-2	10-17-2
30	Dec. 13	at PHI	T	2-2	10-17-3
31	Dec. 15	at QUE	W	7-2	11-17-3
32	Dec. 18	TOR	T	2-2	11-17-4
33	Dec. 20	HFD	W	4-2	12-17-4
34	Dec. 22	PIT	L	3-4	12-18-4
35	Dec. 23	at PIT	W/OT	4-3	13-18-4
36	Dec. 27	at N.J.	T	1-1	13-18-5
37	Dec. 29	CHI	L	1-3	13-19-5
38	Dec. 31	QUE	W	6-3	14-19-5
39	Jan. 2	at BUF	L	4-5	14-20-5
40	Jan. 3	L.A.	L	3-6	14-21-5

GAME	DATE	OPPONENT	RESULTS	SCORE	RECORD
41	Jan. 5	PHI	W	3-2	15-21-5
42	Jan. 8	MIN	L	0-3	15-22-5
43	Jan. 9	at MTL	L/OT	3-4	15-23-5
44	Jan. 12	DET	T	2-2	15-23-6
45	Jan. 13	at QUE	W	4-3	16-23-6
46	Jan. 15	BOS	L	4-5	16-24-6
47	Jan. 17	EDM	L	1-6	16-25-6
48	Jan. 22	NYR	W	3-2	17-25-6
49	Jan. 25	at WPG	L	1-8	17-26-6
50	Jan. 27	at WSH	L/OT	4-5	17-27-6
51	Jan. 29	at HFD	W	8-1	18-27-6
52	Jan. 31	WSH	L/OT	3-4	18-28-6
53	Feb. 2	MTL	T	3-3	18-28-7
54	Feb. 3	HFD	T	1-1	18-28-8
55	Feb. 6	at NYR	L	2-5	18-29-8
56	Feb. 8	at DET	L	4-8	18-30-8
57	Feb. 9	at TOR	L	2-3	18-31-8
58	Feb. 12	MIN	W	5-4	19-31-8
59	Feb. 14	at PIT	L	2-5	19-32-8
60	Feb. 16	PIT	W	4-3	20-32-8
61	Feb. 18	at NYR	W	5-4	21-32-8
62	Feb. 21	at STL	L	2-7	21-33-8
63	Feb. 23	PHI	L	3-5	21-34-8
64	Feb. 24	at PHI	L	3-4	21-35-8
65	Feb. 26	BUF	T	1-1	21-35-9
66	Feb. 28	at BOS	L	0-5	21-36-9
67	Mar. 2	at WSH	L	2-3	21-37-9
68	Mar. 5	N.J.	W	4-3	22-37-9
69	Mar. 7	at DET	L	0-2	22-38-9
70	Mar. 9	NYR	W	6-4	23-38-9
71	Mar. 10	PIT	L	3-4	23-39-9
72	Mar. 13	at EDM	L	1-2	23-40-9
73	Mar. 14	at CGY	L	2-4	23-41-9
74	Mar. 16	at VAN	T	4-4	23-41-10
75	Mar. 21	WSH	L	2-6	23-42-10
76	Mar. 23	STL	L	2-3	23-43-10
77	Mar. 24	at NYR	L	1-3	23-44-10
78	Mar. 28	at STL	L	0-3	23-45-10
79	Mar. 30	BOS	W	5-3	24-45-10
80	Mar. 31	at N.J.	W	3-2	25-45-10

1989-90 NY ISLANDERS • 31-38-11 (73 PTS) • HEAD COACH - AL ARBOUR

PLAYER	GP	G-A	PTS	+/-	PIM
Pat LaFontaine	74	54-51	105	-13	38
Brent Sutter	67	33-35	68	+9	65
Doug Crossman	80	15-44	59	+3	54
Jeff Norton	60	4-49	53	-9	65
Patrick Flatley	62	17-32	49	+10	101
Randy Wood	74	24-24	48	-10	39
Don Maloney	79	16-27	43	+6	47
Derek King	46	13-27	40	+2	20
David Volek	80	17-22	39	-2	41
Hubie McDonough	76	21-15	36	+14	36
with Los Angeles	22	3-4	7	+4	10
with ISLANDERS	54	18-11	29	+10	26
Alan Kerr	75	15-20	35	-1	129
Gary Nylund	64	4-21	25	+8	144
Bryan Trottier	59	13-11	24	-11	29
Brad Lauer	63	6-18	24	+5	19
Gerald Diduck	76	3-17	20	+2	163
David Chyzowski	34	8-6	14	-4	45
Mick Vukota	76	4-8	12	+10	290
Joe Reekie	31	1-8	9	+13	43
Jari Gronstrand	48	3-5	8	-1	29
with Quebec	7	0-1	1	-1	2
with ISLANDERS	41	3-4	7	Even	27

PLAYER	GP	G-A	PTS	+/-	PIM
Gilles Thibaudeau	20	4-4	8	+2	17
Tom Fitzgerald	19	2-5	7	-3	4
Ken Baumgartner	65	1-5	6	-4	222
with Los Angeles	12	1-0	1	-10	28
with ISLANDERS	53	0-5	5	+6	194
Mikko Makela	20	2-3	5	-10	2
Derek Laxdal	12	3-1	4	-4	4
Marc Bergevin	18	0-4	4	-8	30
Rich Pilon	14	0-2	2	+2	31
Dean Chynoweth	20	0-2	2	Even	39
Dale Henry	20	0-2	2	-4	2
Mark Fitzpatrick	47	0-2	2	Goalie	18
Shawn Evans	2	1-0	1	-1	0
Paul Gagne	9	1-0	1	-1	4
Wayne McBean	5	0-1	1	-1	2
Jeff Finley	11	0-1	1	Even	0
Glenn Healy	39	0-1	1	Goalie	7
Dale Kushner	2	0-0	0	Even	2
Rob DiMaio	7	0-0	0	Even	2

GOALTENDER	GP	MINS	GAA	W	L	T	EN	SO	GA	SA	SV%
Mark Fitzpatrick	47	2653	3.39	19	19	5	4	3	150	1472	.898
Glenn Healy	39	2197	3.50	12	19	6	6	2	128	1210	.894

GAME	DATE	OPPONENT	RESULTS	SCORE	RECORD
1	Oct. 5	at MIN	L	5-6	0-1-0
2	Oct. 7	at CGY	L	3-6	0-2-0
3	Oct. 9	at VAN	W	5-2	1-2-0
4	Oct. 11	at LA	W	7-4	2-2-0
5	Oct. 14	PHI	T	3-3	2-2-1
6	Oct. 17	MIN	L	3-6	2-3-1
7	Oct. 20	at WSH	W	5-3	3-3-1
8	Oct. 21	VAN	L	1-2	3-4-1
9	Oct. 24	EDM	T	3-3	3-4-2
10	Oct. 27	at NYR	T	5-5	3-4-3
11	Oct. 28	NYR	L	1-4	3-5-3
12	Oct. 31	at WSH	L	0-3	3-6-3
13	Nov. 2	at PIT	L	2-5	3-7-3
14	Nov. 4	DET	W	3-2	4-7-3
15	Nov. 5	at PHI	L	2-3	4-8-3
16	Nov. 7	WSH	L	3-5	4-9-3
17	Nov. 9	QUE	L	5-7	4-10-3
18	Nov. 11	CHI	L	3-5	4-11-3
19	Nov. 12	at NYR	L	2-4	4-12-3
20	Nov. 14	PHI	L	4-5	4-13-3
21	Nov. 16	TOR	W	6-2	5-13-3
22	Nov. 18	at PIT	L	3-5	5-14-3
23	Nov. 21	WPG	L	3-4	5-15-3
24	Nov. 22	at WSH	L	3-5	5-16-3
25	Nov. 25	EDM	L	2-7	5-17-3
26	Nov. 28	at N.J.	L/OT	2-3	5-18-3
27	Nov. 30	at CHI	W	2-0	6-18-3
28	Dec. 2	at WPG	W	6-3	7-18-3
29	Dec. 5	BUF	W	3-0	8-18-3
30	Dec. 6	at HFD	W	4-3	9-18-3
31	Dec. 9	NYR	T	0-0	9-18-4
32	Dec. 12	N.J.	L	2-7	9-19-4
33	Dec. 13	at N.J.	L	2-5	9-20-4
34	Dec. 15	at WSH	W	5-3	10-20-4
35	Dec. 16	NYR	W	4-3	11-20-4
36	Dec. 19	N.J.	W/OT	5-4	12-20-4
37	Dec. 23	PIT	W	8-6	13-20-4
38	Dec. 28	STL	W	3-2	14-20-4
39	Dec. 30	at QUE	L	3-6	14-21-4
40	Dec. 31	at BUF	W	4-2	15-21-4

GAME	DATE	OPPONENT	RESULTS	SCORE	RECORD
41	Jan. 2	L.A.	W	5-3	16-21-4
42	Jan. 6	QUE	W	5-2	17-21-4
43	Jan. 10	at TOR	W	1-2-0	18-21-4
44	Jan. 11	at MIN	W	8-4	19-21-4
45	Jan. 13	WSH	W	4-2	20-21-4
46	Jan. 16	VAN	W	3-0	21-21-4
47	Jan. 17	at MTL	W	6-3	22-21-4
48	Jan. 19	at WPG	W	6-4	23-21-4
49	Jan. 23	at HFD	L	2-4	23-22-4
50	Jan. 25	at BOS	L	2-5	23-23-4
51	Jan. 27	PIT	W	9-3	24-23-4
52	Jan. 28	N.J.	T	4-4	24-23-5
53	Jan. 30	STL	L	1-2	24-24-5
54	Feb. 2	WSH	W	5-3	25-24-5
55	Feb. 4	at BUF	W	1-0	26-24-5
56	Feb. 6	at PIT	W/OT	8-7	27-24-5
57	Feb. 8	at PHI	T	5-5	27-24-6
58	Feb. 10	at BOS	W/OT	4-3	28-24-6
59	Feb. 13	CGY	L	2-4	28-25-6
60	Feb. 17	CHI	L	1-3	28-26-6
61	Feb. 18	at PHI	L	2-3	28-27-6
62	Feb. 22	at PIT	L/OT	3-4	28-28-6
63	Feb. 24	DET	T	3-3	28-28-7
64	Feb. 25	N.J.	T	3-3	28-28-8
65	Feb. 28	at DET	L	3-4	28-29-8
66	Mar. 2	at NYR	L	3-6	28-30-8
67	Mar. 3	at STL	L	4-5	28-31-8
68	Mar. 6	HFD	L	2-4	28-32-8
69	Mar. 8	at N.J.	L	2-4	28-33-8
70	Mar. 10	BOS	T	3-3	28-33-9
71	Mar. 13	MTL	L	2-4	28-34-9
72	Mar. 15	at PHI	L	4-5	28-35-9
73	Mar. 17	NYR	W	6-3	29-35-9
74	Mar. 18	PIT	T	2-2	29-35-10
75	Mar. 20	at WSH	L	0-3	29-36-10
76	Mar. 22	at L.A.	L	1-3	29-37-10
77	Mar. 24	at EDM	T	5-5	29-37-11
78	Mar. 27	CGY	L	2-4	29-38-11
79	Mar. 28	at TOR	W	6-3	30-38-11
80	Mar. 31	PHI	W	6-2	31-38-11

OPPONENTS

IN THE PAST

STANLEY CUP PLAYOFFS

MEDIA INFORMATION

1988-89 NY ISLANDERS • 28-47-5 (61 PTS) • HEAD COACH - TERRY SIMPSON/AL ARBOUR

OPPONENTS

IN THE PAST

STANLEY CUP PLAYOFFS

MEDIA INFORMATION

PLAYER	GP	G-A	PTS	+/-	PIM
Pat LaFontaine	79	45-43	88	-8	26
Brent Sutter	77	29-34	63	-12	77
David Volek	77	25-34	59	-11	24
Mikko Makela	76	17-28	45	-16	22
Bryan Trottier	73	17-28	45	-7	44
Derek King	60	14-29	43	+10	14
Alan Kerr	71	20-18	38	-5	144
Gerald Diduck	65	11-21	32	+9	155
Tomas Jonsson	53	9-23	32	-13	34
Jeff Norton	69	1-30	31	-24	74
Randy Wood	77	15-13	28	-18	44
Patrick Flatley	41	10-15	25	-5	31
Brad Dalgarno	55	11-10	21	-3	86
Greg Gilbert	55	8-13	21	+1	45
Reed Larson	33	7-13	20	-8	35
Marc Bergevin	69	2-13	15	-1	80
with Chicago	11	0-0	0	-3	18
with ISLANDERS	58	2-13	15	+2	62
Rich Pilon	62	0-14	14	-9	242
Gary Nylund	69	7-10	17	-19	137
with Chicago	23	3-2	5	-4	63
with ISLANDERS	46	4	8	12	74
Raimo Helminen	24	1-11	12	-15	4
Tom Fitzgerald	23	3-5	8	+1	10

PLAYER	GP	G-A	PTS	+/-	PIM
Rich Kromm	20	1-6	7	-3	4
Steve Konroyd	21	1-5	6	-5	2
Bob Bassen	19	1-4	5	Even	21
Brad Lauer	14	3-2	5	-2	2
Mick Vukota	48	2-2	4	-17	237
Dale Henry	22	2-2	4	-4	66
Ken Morrow	34	1-3	4	-7	32
Bill Berg	7	1-2	3	-2	10
Mike Walsh	13	2-0	2	-7	4
Mike Stevens	9	1-0	1	-1	14
Rob DiMaio	16	1-0	1	-6	30
Mark Fitzpatrick	28	0-2	2	Goalie	4
with Los Angeles	17	0-1	1	Goalie	2
with ISLANDERS	11	0-1	1	Goalie	2
Jeff Hackett	13	0-1	1	Goalie	2
Wayne McBean	52	0-6	6	-13	35
with Los Angeles	33	0-5	5	-9	23
with ISLANDERS	19	0-1	1	-4	12
Kelly Hrudey	50	0-1	1	Goalie	17
Bill Smith	17	0-0	0	Goalie	8
Chris Pryor	7	0-0	0	-6	25
Dean Chynoweth	6	0-0	0	-4	48
Jeff Finley	4	0-0	0	+1	6
Rod Dallman	1	0-0	0	-1	15

GOALTENDER	GP	MIN	GAA	W	L	T	EN	SO	GA	SA	SV%
Jeff Hackett	13	661	3.54	4	7	0	0	0	39	290	.831
Mark Fitzpatrick	11	626	3.92	3	5	2	0	0	41	272	.869
Kelly Hrudey	50	2804	3.93	18	24	3	2	0	183	1268	.874
Bill Smith	17	730	4.44	3	11	0	6	0	54	308	.851

GAME	DATE	OPPONENT	RESULTS	SCORE	RECORD
1	Oct. 6	at CGY	T	4-4	0-0-1
2	Oct. 7	at EDM	L	1-5	0-1-1
3	Oct. 9	at L.A.	L/OT	5-6	0-2-1
4	Oct. 10	at VAN	W	3-2	1-2-1
5	Oct. 15	MTL	W	2-1	2-2-1
6	Oct. 18	VAN	W	3-2	3-2-1
7	Oct. 22	QUE	W	7-3	4-2-1
8	Oct. 25	TOR	L	3-4	4-3-1
9	Oct. 27	at PHI	L	2-5	4-4-1
10	Oct. 29	at QUE	L/OT	2-3	4-5-1
11	Nov. 1	WPG	L	1-8	4-6-1
12	Nov. 4	at WSH	L	2-4	4-7-1
13	Nov. 5	WSH	W/OT	4-3	5-7-1
14	Nov. 8	NYR	W	4-3	6-7-1
15	Nov. 11	at N.J.	T	3-3	6-7-2
16	Nov. 12	BUF	L	0-3	6-8-2
17	Nov. 15	CGY	L	1-5	6-9-2
18	Nov. 16	at MTL	L	4-5	6-10-2
19	Nov. 19	PIT	W	6-3	7-10-2
20	Nov. 22	WSH	L	2-4	7-11-2
21	Nov. 23	at WSH	L	6-7	7-12-2
22	Nov. 26	NYR	L	4-6	7-13-2
23	Nov. 27	at NYR	L	3-5	7-14-2
24	Nov. 29	at DET	L	3-5	7-15-2
25	Dec. 1	at STL	L	0-8	7-16-2
26	Dec. 3	at PIT	L	2-4	7-17-2
27	Dec. 6	BOS	L	3-4	7-18-2
28	Dec. 9	at N.J.	L	5-6	7-19-2
29	Dec. 10	L.A.	L	3-4	7-20-2
30	Dec. 14	at NYR	L	1-2	7-21-2
31	Dec. 15	PIT	L	2-8	7-22-2
32	Dec. 17	N.J.	W	5-2	8-22-2
33	Dec. 20	at PIT	L	3-5	8-23-2
34	Dec. 22	PHI	L	2-4	8-24-2
35	Dec. 26	at TOR	W	4-3	9-24-2
36	Dec. 31	WSH	W	6-4	10-24-2
37	Jan. 3	PHI	L	1-4	10-25-2
38	Jan. 5	at BOS	W	5-3	11-25-2
39	Jan. 7	NYR	L	1-5	11-26-2
40	Jan. 8	at CHI	L	2-3	11-27-2

GAME	DATE	OPPONENT	RESULTS	SCORE	RECORD
41	Jan. 10	at PIT	L	3-5	11-28-2
42	Jan. 13	at N.J.	W	5-3	12-28-2
43	Jan. 14	CHI	L	3-5	12-29-2
44	Jan. 17	PIT	W	5-2	13-29-2
45	Jan. 19	L.A.	W	4-2	14-29-2
46	Jan. 21	MIN	W	8-6	15-29-2
47	Jan. 24	N.J.	T	2-2	15-29-3
48	Jan. 26	WPG	W	8-6	16-29-3
49	Jan. 28	at PHI	L	4-7	16-30-3
50	Jan. 30	at NYR	L	3-7	16-31-3
51	Feb. 2	TOR	L	1-4	16-32-3
52	Feb. 4	HFD	W	5-3	17-32-3
53	Feb. 5	at QUE	W	3-2	18-32-3
54	Feb. 10	at CHI	L	1-3	18-33-3
55	Feb. 11	EN	L	0-5	18-34-3
56	Feb. 14	EDM	W	5-3	19-34-3
57	Feb. 16	STL	W	7-3	20-34-3
58	Feb. 18	PHI	W	3-2	21-34-3
59	Feb. 19	at PHI	L	4-5	21-35-3
60	Feb. 21	DET	L	5-6	21-36-3
61	Feb. 22	at BUF	L	5-7	21-37-3
62	Feb. 25	PIT	T	5-5	21-37-4
63	Feb. 28	HFD	L	1-3	21-38-4
64	Mar. 1	at DET	L	5-6	21-39-4
65	Mar. 4	at MIN	L	3-4	21-40-4
66	Mar. 5	at WPG	W	4-3	22-40-4
67	Mar. 7	BOS	L	1-2	22-41-4
68	Mar. 9	PHI	T	4-4	22-41-5
69	Mar. 11	N.J.	W/OT	3-2	23-41-5
70	Mar. 13	at MTL	W	5-3	24-41-5
71	Mar. 14	at HFD	L	2-8	24-42-5
72	Mar. 18	at VAN	L	1-2	24-43-5
73	Mar. 19	at EDM	L	2-3	24-44-5
74	Mar. 21	at CGY	L	1-4	24-45-5
75	Mar. 23	MIN	W	3-1	25-45-5
76	Mar. 26	at WSH	L	2-3	25-46-5
77	Mar. 28	WSH	W	5-4	26-46-5
78	Mar. 29	at N.J.	W/OT	5-4	27-46-5
79	Apr. 1	BUF	L	3-4	27-47-5
80	Apr. 2	at NYR	W	6-4	28-47-5

1987-88 NY ISLANDERS • 39-31-10 (88 PTS) • HEAD COACH - TERRY SIMPSON

PLAYER	GP	G-A	PTS	+/-	PIM
Pat LaFontaine	75	47-45	92	+12	52
Bryan Trottier	77	30-52	82	+10	48
Mikko Makela	73	36-40	76	+14	22
Brent Sutter	70	29-31	60	+13	55
Alan Kerr	80	24-34	58	+30	198
Denis Potvin	72	19-32	51	+26	112
Tomas Jonsson	72	6-41	47	+6	115
Greg Gilbert	76	17-28	45	+14	46
Randy Wood	75	22-16	38	-2	80
Derek King	55	12-24	36	+7	30
Brad Lauer	69	17-18	35	+13	67
Patrick Flatley	40	9-15	24	+7	28
Bob Bassen	77	6-16	22	+8	99
Dale Henry	48	5-15	20	+8	115
Gerald Diduck	68	7-12	19	+22	113
Ken Leiter	51	4-13	17	+18	24
Gord Dineen	57	4-12	16	+9	62
Steve Konroyd	62	2-15	17	+16	99

PLAYER	GP	G-A	PTS	+/-	PIM
Rich Kromm	71	5-10	15	+2	20
Brad Dalgarno	38	2-8	10	+4	58
Jeff Norton	15	1-6	7	+3	14
Ken Morrow	53	1-4	5	Even	40
Jeff Finley	10	0-5	5	+5	15
Todd McLellan	5	1-1	2	-1	0
Kelly Hrudey	47	0-2	2	Goalie	20
Rod Dallman	3	1-0	1	+1	6
Mick Vukota	17	1-0	1	+1	82
Brian Curran	22	0-1	1	-9	68
Ari Haanpaa	1	0-0	0	-2	0
Neal Coulter	1	0-0	0	-1	0
Chris Pryor	4	0-0	0	Even	8
with Minnesota	3	0-0	0	-1	6
with ISLANDERS	1	0-0	0	+1	2
Mike Walsh	1	0-0	0	Even	0
Bill Smith	38	0-0	0	Goalie	20
Todd Okerlund	4	0-0	0	Even	2

GOALTENDER	GP	MINS	GAA	W	L	T	EN	SO	GA	SA	SV%
Bill Smith	38	2105	3.22	17	14	5	1	2	113	948	.893
Kelly Hrudey	47	2751	3.34	22	17	5	0	3	153	1314	.896

GAME	DATE	OPPONENT	RESULTS	SCORE	RECORD
1	Oct. 8	at L.A.	W	4-1	1-0-0
2	Oct. 10	at VAN	W	7-1	2-0-0
3	Oct. 15	at PHI	W	6-0	3-0-0
4	Oct. 17	PHI	L	3-4	3-1-0
5	Oct. 20	CGY	W	5-4	4-1-0
6	Oct. 23	at N.J.	L	3-5	4-2-0
7	Oct. 24	N.J.	W	2-1	5-2-0
8	Oct. 27	CHI	T	4-4	5-2-1
9	Oct. 28	at TOR	L	2-5	5-3-1
10	Oct. 31	NYR	W	8-2	6-3-1
11	Nov. 1	at BOS	WOT	6-5	7-3-1
12	Nov. 3	N.J.	W	6-3	8-3-1
13	Nov. 5	PIT	L	2-4	8-4-1
14	Nov. 7	DET	WOT	4-3	9-4-1
15	Nov. 10	WSH	WOT	4-3	10-4-1
16	Nov. 12	at STL	W	4-3	11-4-1
17	Nov. 14	WPG	W	7-3	12-4-1
18	Nov. 17	L.A.	W	4-3	13-4-1
19	Nov. 18	at MTL	L	2-5	13-5-1
20	Nov. 21	at PHI	W	6-4	14-5-1
21	Nov. 24	TOR	L	3-4	14-6-1
22	Nov. 28	NYR	W	5-4	15-6-1
23	Nov. 29	at NYR	L	1-3	15-7-1
24	Dec. 2	at PIT	W	7-1	16-7-1
25	Dec. 4	at WSH	W	6-4	17-7-1
26	Dec. 8	MTL	L	2-3	17-8-1
27	Dec. 11	at PIT	L	4-6	17-9-1
28	Dec. 12	N.J.	W	5-3	18-9-1
29	Dec. 15	STL	T	2-2	18-9-2
30	Dec. 17	at PHI	L	3-4	18-10-2
31	Dec. 19	PHI	L	4-5	18-11-2
32	Dec. 22	at WPG	L	2-5	18-12-2
33	Dec. 23	at CHI	L	5-7	18-13-2
34	Dec. 26	BOS	W	2-1	19-13-2
35	Dec. 28	at N.J.	L	4-6	19-14-2
36	Dec. 29	NYR	T	3-3	19-14-3
37	Jan. 2	PIT	W	3-2	20-14-3
38	Jan. 5	MIN	T	3-3	20-14-4
39	Jan. 8	at CGY	L	4-7	20-15-4
40	Jan. 9	at EDM	L	1-5	20-16-4

GAME	DATE	OPPONENT	RESULTS	SCORE	RECORD
41	Jan. 12	at PIT	T	5-5	20-16-5
42	Jan. 14	QUE	W	8-5	21-16-5
43	Jan. 16	N.J.	W	4-2	22-16-5
44	Jan. 17	at BUF	L	2-5	22-17-5
45	Jan. 19	PIT	L	4-6	22-18-5
46	Jan. 21	at HFD	L	3-4	22-19-5
47	Jan. 23	EDM	W	3-2	23-19-5
48	Jan. 27	at MIN	L	1-2	23-20-5
49	Jan. 29	at BUF	W	5-2	24-20-5
50	Jan. 30	MTL	L	2-6	24-21-5
51	Feb. 2	NYR	T	2-2	24-21-6
52	Feb. 5	at WSH	W	4-2	25-21-6
53	Feb. 6	BUF	W	6-4	26-21-6
54	Feb. 11	at TOR	L	3-4	26-22-6
55	Feb. 12	at WSH	L	2-6	26-23-6
56	Feb. 14	at NYR	T	4-4	26-23-7
57	Feb. 16	CGY	W	9-3	27-23-7
58	Feb. 18	at PHI	T	3-3	27-23-8
59	Feb. 20	HFD	W	3-0	28-23-8
60	Feb. 21	at HFD	W	7-2	29-23-8
61	Feb. 23	VAN	W	6-1	30-23-8
62	Feb. 25	CHI	T	1-1	30-23-9
63	Feb. 27	WSH	L	0-3	30-24-9
64	Mar. 1	STL	W	2-0	31-24-9
65	Mar. 2	at NYR	L	1-3	31-25-9
66	Mar. 5	at PIT	L	3-8	31-26-9
67	Mar. 6	at QUE	W	2-0	32-26-9
68	Mar. 8	VAM	W	7-4	33-26-9
69	Mar. 10	QUE	L	3-4	33-27-9
70	Mar. 12	DET	L	3-4	33-28-9
71	Mar. 13	at DET	L	1-5	33-29-9
72	Mar. 18	at WSH	T	3-3	33-29-10
73	Mar. 20	at WPG	W	6-0	34-29-10
74	Mar. 21	at MIN	W	5-1	35-29-10
75	Mar. 23	at LAK	W	6-2	36-29-10
76	Mar. 26	EDM	W	5-4	37-29-10
77	Mar. 29	PHI	W	5-3	38-29-10
78	Mar. 31	WSH	W	7-3	39-29-10
79	Apr. 2	at NJ	L	2-5	39-30-10
80	Apr. 3	at BOS	L	5-3	39-31-10

OPPONENTS

IN THE PAST

STANLEY CUP PLAYOFFS

MEDIA INFORMATION

1986-87 NY ISLANDERS • 35-33-12 (82 PTS) • HEAD COACH - TERRY SIMPSON

OPPONENTS

IN THE PAST

PLAYER	GP	G-A	PTS	+/-	PIM
Bryan Trottier	80	23-64	87	+3	50
Mike Bossy	63	38-37	75	-9	33
Pat LaFontaine	80	38-32	70	-9	70
Brent Sutter	69	27-36	63	+23	73
Mikko Makela	80	24-33	57	+2	24
Patrick Flatley	63	16-35	51	+17	81
Denis Potvin	58	12-30	42	-6	70
Duane Sutter	80	14-17	31	Even	169
Tomas Jonsson	47	6-25	31	-7	36
Rich Kromm	70	12-17	29	+2	20
Ken Leiter	74	9-20	29	+1	30
Randy Boyd	30	7-17	24	Even	37
Brad Lauer	61	7-14	21	+1	65
Steve Konroyd	75	5-16	21	-4	70
Bob Bassen	77	7-10	17	-17	89

PLAYER	GP	G-A	PTS	+/-	PIM
Alan Kerr	72	7-10	17	-9	175
Gord Dineen	71	4-10	14	-7	110
Greg Gilbert	51	6-7	13	-12	26
Ken Morrow	64	3-8	11	+6	32
Ari Haanpaa	41	6-4	10	+10	17
Brian Curran	68	0-10	10	+3	356
Dale Henry	19	3-3	6	+2	46
Gerald Diduck	30	2-3	5	-3	67
Neal Coulter	9	2-1	3	-1	7
Bill Smith	40	0-2	2	Goalie	37
Randy Wood	6	1-0	1	-1	4
Mark Hamway	2	0-1	1	-1	0
Kelly Hrudey	46	0-1	1	Goalie	37
Derek King	2	0-0	0	Even	0

STANLEY CUP PLAYOFFS

MEDIA INFORMATION

GOALTENDER	GP	MIN	GAA	W	L	T	EN	SO	GA	SA	SV%
Kelly Hrudey	46	2634	3.30	21	15	7	1	0	145	1072	.881
Bill Smith	40	2252	3.53	14	18	5	3	1	132	869	.868

GAME	DATE	OPPONENT	RESULTS	SCORE	RECORD
1	Oct.9	at CHI	L	2-3	0-1-0
2	Oct.11	at L.A.	L	4-5	0-2-0
3	Oct.16	WSH	W	7-4	1-2-0
4	Oct.18	NYR	L	2-3	1-3-0
5	Oct.19	at NYR	T	2-2	1-3-1
6	Oct.21	N.J.	W	6-3	2-3-1
7	Oct.25	L.A.	W	4-3	3-3-1
8	Oct.28	PHI	W	2-1	4-3-1
9	Oct.30	at N.J.	L/OT	6-7	4-4-1
10	Nov.1	WPG	W	7-4	5-4-1
11	Nov.4	WSH	W	7-1	6-4-1
12	Nov.5	at HFD	L	2-3	6-5-1
13	Nov.8	DET.	W/OT	2-1	7-5-1
14	Nov.9	at BUF	W	4-3	8-5-1
15	Nov.11	EDM	L/OT	2-3	8-6-1
16	Nov.15	at MIN	W	7-3	9-6-1
17	Nov.16	at WPG	L	1-3	9-7-1
18	Nov.18	at QUE	W/OT	4-3	10-7-1
19	Nov.20	TOR.	W	6-4	11-7-1
20	Nov.22	HFD.	L	3-6	11-8-1
21	Nov.25	PIT	W	5-1	12-8-1
22	Nov.26	at PIT.	W	3-2	13-8-1
23	Nov.29	PHI	L	5-6	13-9-1
24	Dec.2	at CGY	T	3-3	13-9-2
25	Dec.3	at EDM	L	1-7	13-10-2
26	Dec.5	at VAN	W	4-3	14-10-2
27	Dec.7	at BOS	L	1-3	14-11-2
28	Dec.9	L.A.	L	2-7	14-12-2
29	Dec.11	at N.J.	W	8-4	15-12-2
30	Dec.13	N.J.	W	4-2	16-12-2
31	Dec.16	MIN.	W	4-2	17-12-2
32	Dec.18	at PHI	L	4-9	17-13-2
33	Dec.20	NYR	W	5-2	18-13-2
34	Dec.23	PIT	W/OT	4-3	19-13-2
35	Dec.26	at WSH	L	1-2	19-14-2
36	Dec.27	at PIT.	T	3-3	19-14-3
37	Dec.30	CHI.	L	3-5	19-15-3
38	Dec.31	at NYR	L/OT	3-4	19-16-3
39	Jan.3	BOS	L	4-5	19-17-3
40	Jan.6	MIN.	W	5-3	20-17-3

GAME	DATE	OPPONENT	RESULTS	SCORE	RECORD
41	Jan.9	at NYR	W	2-1	21-17-3
42	Jan.10	TOR.	W	3-2	22-17-3
43	Jan.13	PIT	T	3-3	22-17-4
44	Jan.15	WSH	L	2-3	22-18-4
45	Jan.17	PHI	L	2-4	22-19-4
46	Jan.18	at PHI	W	3-1	23-19-4
47	Jan.20	CGY	L	1-3	23-20-4
48	Jan.21	at DET	L	5-8	23-21-4
49	Jan.24	at QUE	W/OT	2-1	24-21-4
50	Jan.27	WPG	T	2-2	24-21-5
51	Jan.30	at WSH	T	3-3	24-21-6
52	Jan.31	HFD.	W	4-2	25-21-6
53	Feb.4	at VAN	L	1-4	25-22-6
54	Feb.6	at EDM	T	3-3	25-22-7
55	Feb.7	at CGY	L	1-4	25-23-7
56	Feb.14	BUF.	L	1-5	25-24-7
57	Feb.17	PHI	L	2-3	25-25-7
58	Feb.18	at MTL	T	1-1	25-25-8
59	Feb.21	MTL.	W	6-5	26-25-8
60	Feb.22	at N.J.	W	7-0	27-25-8
61	Feb.24	at STL	L	2-	27-26-8
62	Feb.26	PIT	W	5-4	28-26-8
63	Feb.28	STL	T	3-3	28-26-9
64	Mar.3	BOS	T	4-4	28-26-10
65	Mar.4	at NYR	L	5-7	28-27-10
66	Mar.7	at TOR	L	2-7	28-28-10
67	Mar.8	at CHI	W	6-5	29-28-10
68	Mar.10	at PIT.	W	6-3	30-28-10
69	Mar.13	at N.J.	L	1-4	30-29-10
70	Mar.14	N.J.	W/OT	7-6	31-29-10
71	Mar.16	at MTL	L	0-3	31-30-10
72	Mar.19	at DET	W	3-2	32-30-10
73	Mar.21	NYR	W	4-3	33-30-10
74	Mar.24	WSH	L	1-3	33-31-10
75	Mar.26	VAN	L	2-5	33-32-10
76	Mar.27	at WSH	T	2-2	33-32-11
77	Mar.31	at STL	W	4-3	34-32-11
78	Apr.2	QUE	L	1-4	34-33-11
79	Apr.4	BUF.	T	6-6	34-33-12
80	Apr.5	at PHI	W	9-5	35-33-12

1985-86 NY ISLANDERS • 39-29-12 (90 PTS) • HEAD COACH - AL ARBOUR

PLAYER	GP	G-A	PTS	+/-	PIM
Mike Bossy	80	61-62	123	+30	14
Bryan Trottier	78	37-59	96	+30	72
John Tonelli	65	20-41	61	+22	50
Denis Potvin	74	21-38	59	+34	78
Brent Sutter	61	24-31	55	+11	74
Pat LaFontaine	65	30-23	53	+15	43
Duane Sutter	80	20-33	53	+14	157
Patrick Flatley	73	18-34	52	+20	66
Tomas Jonsson	77	14-30	44	+16	62
Rich Kromm	77	19-24	43	+17	35
with Calgary	63	12-17	29	+9	31
with ISLANDERS	14	7-7	14	+8	4
Mikko Makela	58	16-20	36	+12	28
Paul Boutilier	77	4-30	34	-4	100
Bob Bourne	62	17-15	32	-8	36
Steve Konroyd	73	7-25	32	+24	80
with Calgary	59	7-20	27	+20	64
with ISLANDERS	14	0-5	5	+4	16
Greg Gilbert	60	9-19	28	+6	79
Stefan Persson	56	1-19	20	-2	40

PLAYER	GP	G-A	PTS	+/-	PIM
Mark Hamway	49	5-12	17	-6	9
Clark Gillies	55	4-10	14	-8	55
Randy Boyd	55	2-12	14	+9	79
Roger Kortko	52	5-8	13	-10	19
Ken Morrow	69	0-12	12	+21	22
Gord Dineen	57	1-8	9	+13	81
Neal Coulter	16	3-4	7	Even	2
Ari Haanpaa	18	0-7	7	Even	20
Dale Henry	7	1-3	4	-1	15
Bob Bassen	11	2-1	3	Even	6
Ken Leiter	9	1-2	3	Even	6
Gerald Diduck	10	1-2	3	+5	2
Scott Howson	10	1-2	3	+2	2
Bill Smith	41	0-3	3	Goalie	49
Kelly Hrudey	45	0-3	3	Goalie	14
Bob Nystrom	14	1-1	2	-4	16
Brad Dalgarno	2	1-0	1	+1	0
Alan Kerr	7	0-1	1	+1	16
Glenn Johannesen	2	0-0	0	-1	0

GOALTENDER	GP	MINS	GAA	W	L	T	EN	SO	GA	SA	SV%
Kelly Hrudey	45	2557	3.21	19	15	8	0	1	137	1316	.906
Bill Smith	41	2303	3.73	20	14	4	0	1	143	1059	.881

GAME	DATE	OPPONENT	RESULTS	SCORE	RECORD
1	Oct. 12	at L.A.	W	5-4 OT	1-0-0
2	Oct. 14	at VAN	L	2-4	1-1-0
3	Oct. 16	at EDM	L	4-6	1-2-0
4	Oct. 19	NYR	W	5-4	2-2-0
5	Oct. 22	VAN	T	2-2	2-2-1
6	Oct. 24	QUE	W	6-5	3-2-1
7	Oct. 26	at STL	W	5-2	4-2-1
8	Oct. 29	L.A.	L	2-3	4-3-1
9	Nov. 1	at WSH	L	3-5	4-4-1
10	Nov. 2	WSH	W	5-3	5-4-1
11	Nov. 5	CGY	T	4-4	5-4-2
12	Nov. 6	at TOR	W	5-4	6-4-2
13	Nov. 9	N.J.	W	3-2	7-4-2
14	Nov. 12	MTL	L	2-3	7-5-2
15	Nov. 16	EDM	T	4-4	7-5-3
16	Nov. 17	at PHI	L/OT	4-5	7-6-3
17	Nov. 19	PHI	W	8-6	8-6-3
18	Nov. 21	at BOS	T	4-4	8-6-4
19	Nov. 23	NYR	L	0-5	8-7-4
20	Nov. 24	at NYR	W/OT	4-3	9-7-4
21	Nov. 27	at MIN	T	4-4	9-7-5
22	Nov. 29	at WPG	W	4-1	10-7-5
23	Nov. 30	at CGY	L	3-4	10-8-5
24	Dec. 3	WPG	T	4-4	10-8-6
25	Dec. 6	at QUE	L	3-7	10-9-6
26	Dec. 7	QUE	L	1-4	10-10-6
27	Dec. 10	PIT	W	7-4	11-10-6
28	Dec. 11	at PIT	T	4-4	11-10-7
29	Dec. 14	STL	T	2-2	11-10-8
30	Dec. 17	BUF	W	7-3	12-10-8
31	Dec. 20	at NYR	T	2-2	12-10-9
32	Dec. 21	NYR	L	4-5	12-11-9
33	Dec. 23	at HFD	W	6-3	13-11-9
34	Dec. 26	HFD	L	3-4	13-12-9
35	Dec. 28	at PIT	W	4-2	14-12-9
36	Dec. 29	at BUF	L	3-4	14-13-9
37	Dec. 31	at DET	W/OT	5-4	15-13-9
38	Jan. 2	BOS	W	7-5	16-13-9
39	Jan. 4	CHI	L	1-4	16-14-9
40	Jan. 7	MIN	L	2-3	16-15-9

GAME	DATE	OPPONENT	RESULTS	SCORE	RECORD
41	Jan. 9	PIT	W	9-0	17-15-9
42	Jan. 11	DET	W	8-2	18-15-9
43	Jan. 15	at PIT	L	1-2	18-16-9
44	Jan. 17	at PHI	W	4-3	19-16-9
45	Jan. 18	at MTL	L	0-3	19-17-9
46	Jan. 21	PHI	W	7-3	20-17-9
47	Jan. 24	at WSH	W	7-5	21-17-9
48	Jan. 25	CHI	T	3-3	21-17-10
49	Jan. 28	TOR	W	9-2	22-17-10
50	Jan. 30	PHI	W	8-4	23-17-10
51	Feb. 1	PIT	W	4-3	24-17-10
52	Feb. 2	at N.J.	W/OT	3-2	25-17-10
53	Feb. 5	at CHI	L	2-3	25-18-10
54	Feb. 8	at L.A.	W	4-3	26-18-10
55	Feb. 11	VAN	W	1-0	27-18-10
56	Feb. 13	at PHI	L	3-6	27-19-10
57	Feb. 15	N.J.	W	6-5	28-19-10
58	Feb. 18	WSH	L	4-5	28-20-10
59	Feb. 21	at BUF	L	1-5	28-21-10
60	Feb. 22	DET	W	5-2	29-21-10
61	Feb. 26	at N.J.	L	2-7	29-22-10
62	Feb. 28	at WPG	W	6-3	30-22-10
63	Mar. 1	at MIN	L	4-5	30-23-10
64	Mar. 4	MTL	W	6-3	31-23-10
65	Mar. 8	WSH	L	2-6	31-24-10
66	Mar. 9	at WSH	L	1-3	31-25-10
67	Mar. 11	CGY	W	8-4	32-25-10
68	Mar. 13	at HFD	W	3-2	33-25-10
69	Mar. 15	N.J.	W	3-1	34-25-10
70	Mar. 16	at NYR	L	1-3	34-26-10
71	Mar. 18	NYR	W	6-2	35-26-10
72	Mar. 20	at TOR	W	7-1	36-26-10
73	Mar. 22	at BOS	T	3-3	36-26-11
74	Mar. 25	STL	L	0-2	36-27-11
75	Mar. 28	at WSH	W	4-3	37-27-11
76	Mar. 29	EDM	T	4-4	37-27-12
77	Apr. 1	at PHI	L	2-4	37-28-12
78	Apr. 2	at PIT	W	7-2	38-28-12
79	Apr. 5	N.J.	W	7-1	39-28-12
80	Apr. 6	at N.J.	L	7-9	39-29-12

OPPONENTS

IN THE PAST

STANLEY CUP PLAYOFFS

MEDIA INFORMATION

1984-85 NY ISLANDERS • 40-34-6 (86 PTS) • HEAD COACH - AL ARBOUR

OPPONENTS

IN THE PAST

PLAYER	GP	G-A	PTS	+/-	PIM
Mike Bossy	76	58-59	117	+37	38
Brent Sutter	72	42-60	102	+42	51
John Tonelli	80	42-58	100	+49	95
Denis Potvin	77	17-51	68	+32	96
Bryan Trottier	68	28-31	59	+3	47
Pat LaFontaine	67	19-35	54	+7	32
Patrick Flatley	78	20-31	51	-9	104
Tomas Jonsson	69	16-34	50	-2	58
Duane Sutter	78	17-24	41	-10	172
Greg Gilbert	58	13-25	38	-5	36
Paul Boutilier	78	12-23	35	Even	90
Clark Gillies	54	15-17	32	+1	73
Stefan Persson	54	3-19	22	+7	30
Bob Bourne	44	8-12	20	-7	51
Anders Kallur	51	10-8	18	-9	26
Gord Dineen	48	1-12	13	+10	89
Dave Langevin	56	0-13	13	-8	35

PLAYER	GP	G-A	PTS	+/-	PIM
Roger Kortko	27	2-9	11	-3	9
Gerald Diduck	65	2-8	10	+3	80
Gord Lane	57	1-8	9	+10	83
Ken Morrow	15	1-7	8	+5	14
Bob Nystrom	36	2-5	7	+4	58
Butch Goring	29	2-5	7	-12	2
Mats Hallin	38	5-0	5	-9	50
Scott Howson	8	4-1	5	+3	2
Alan Kerr	19	3-1	4	-8	24
Dale Henry	15	2-1	3	+2	14
Ron Handy	10	0-2	2	-1	0
Ken Leiter	5	0-2	2	Even	2
Kelly Hrudey	41	0-1	1	Goalie	17
Roland Melanson	8	0-0	0	Goalie	0
Vern Smith	1	0-0	0	Even	0
Mark Hamway	2	0-0	0	Even	0
Bill Smith	37	0-0	0	Goalie	25

STANLEY CUP PLAYOFFS

MEDIA INFORMATION

GOALTENDER	GP	MIN	GAA	W	L	T	EN	SO	GA	SA	SV%
Kelly Hrudey	41	2335	3.62	19	17	3	2	2	141	1093	.886
Bill Smith	37	2090	3.82	18	14	3	1	0	133	966	.879
Roland Melanson	8	425	4.94	3	3	0	0	0	35	222	.864

GAME	DATE	OPPONENT	RESULTS	SCORE	RECORD
1	Oct. 10	at N.J.	L	2-7	0-1-0
2	Oct. 13	CHI	W/OT	7-6	1-1-0
3	Oct. 16	N.J.	W	6-4	2-1-0
4	Oct. 17	at DET	W	6-4	3-1-0
5	Oct. 20	L.A.	W	8-3	4-1-0
6	Oct. 21	at NYR	L	5-6	4-2-0
7	Oct. 23	VAN	W	6-5	5-2-0
8	Oct. 27	BOS	L	3-8	5-3-0
9	Oct. 30	NYR	W	7-3	6-3-0
10	Nov. 1	at MTL	L/OT	5-6	6-4-0
11	Nov. 3	at QUE	L	4-5	6-5-0
12	Nov. 4	at BOS	L	3-6	6-6-0
13	Nov. 6	STL	W	6-3	7-6-0
14	Nov. 9	at NYR	L/OT	4-5	7-7-0
15	Nov. 10	PIT	W	5-4	8-7-0
16	Nov. 15	MIN	W	6-1	9-7-0
17	Nov. 17	NYR	W	10-4	10-7-0
18	Nov. 18	at PHI	T	3-3	10-7-1
19	Nov. 20	WSH	W	5-3	11-7-1
20	Nov. 23	at WSH	W	5-1	12-7-1
21	Nov. 24	BUF	W	6-3	13-7-1
22	Nov. 28	at CGY	L	2-5	13-8-1
23	Nov. 30	at WPG	W	5-2	14-8-1
24	Dec. 3	at VAN	W	5-4	15-8-1
25	Dec. 5	at EDM	L	4-6	15-9-1
26	Dec. 8	HFD	L/OT	3-4	15-10-1
27	Dec. 11	N.J.	L	5-7	15-11-1
28	Dec. 12	at PIT	L	3-4	15-12-1
29	Dec. 15	PHI	W	6-2	16-12-1
30	Dec. 18	WPG	W	7-4	17-12-1
31	Dec. 21	at HFD	W	1-0	18-12-1
32	Dec. 22	PIT	W	5-2	19-12-1
33	Dec. 26	at PIT	L	5-6	19-13-1
34	Dec. 27	WSH	L/OT	4-5	19-14-1
35	Dec. 29	at STL	W	5-1	20-14-1
36	Dec. 31	at MIN	L	3-4	20-15-1
37	Jan. 2	at DET	W	7-2	21-15-1
38	Jan. 5	BUF	L	3-7	21-16-1
39	Jan. 8	MTL	W	3-1	22-16-1
40	Jan. 10	at N.J.	W	3-2	23-16-1

GAME	DATE	OPPONENT	RESULTS	SCORE	RECORD
41	Jan. 12	PHI	W	5-3	24-16-1
42	Jan. 13	at CHI	W	6-5	25-16-1
43	Jan. 15	at VAN	L/OT	5-6	25-17-1
44	Jan. 16	at EDM	T	3-3	25-17-2
45	Jan. 19	at L.A.	L/OT	5-6	25-18-2
46	Jan. 22	DET	L	4-5	25-19-2
47	Jan. 24	TOR	W	4-1	26-19-2
48	Jan. 26	WSH	L	1-5	26-20-2
49	Jan. 27	at WSH	L	2-5	26-21-2
50	Jan. 29	MIN	T	4-4	26-21-3
51	Feb. 1	at N.J.	L	2-3	26-22-3
52	Feb. 2	at PIT	W	4-0	27-22-3
53	Feb. 5	PHI	W	7-5	28-22-3
54	Feb. 7	NYR	W	7-5	29-22-3
55	Feb. 9	PIT	W	4-1	30-22-3
56	Feb. 16	HFD	T	4-4	30-22-4
57	Feb. 17	at NYR	L	3-9	30-23-4
58	Feb. 19	CGY	W	8-4	31-23-4
59	Feb. 21	WPG	L	2-3	31-24-4
60	Feb. 23	BOS	W	7-1	32-24-4
61	Feb. 24	at MTL	L/OT	3-4	32-25-4
62	Feb. 27	at CGY	L	1-3	32-26-4
63	Mar. 2	at TOR	L	2-4	32-27-4
64	Mar. 3	at BUF	W	3-2	33-27-4
65	Mar. 5	PHI	L/OT	4-5	33-28-4
66	Mar. 7	at N.J.	T	4-4	33-28-5
67	Mar. 9	TOR	W	4-2	34-28-5
68	Mar. 12	at STL	W	6-5	35-28-5
69	Mar. 3	at CHI	W	4-3	36-28-5
70	Mar. 16	WSH	W	6-4	37-28-5
71	Mar. 17	at PHI	L	3-5	37-29-5
72	Mar. 19	L.A.	W	3-2	38-29-5
73	Mar. 21	QUE	L	1-5	38-30-5
74	Mar. 24	at NYR	W	5-2	39-30-5
75	Mar. 26	EDM	L	5-7	39-31-5
76	Mar. 28	at QUE	L	2-4	39-32-5
77	Mar. 30	at WSH	L	3-4	39-33-5
78	Apr. 2	PIT	W	4-3	40-33-5
79	Apr. 4	at PHI	L	0-3	40-34-5
80	Apr. 6	N.J.	T	5-5	40-34-6

1983-84 NY ISLANDERS • 50-26-4 (104 PTS) • HEAD COACH - AL ARBOUR

PLAYER	GP	G-A	PTS	+/-	PIM
Mike Bossy	67	51-67	118	+65	8
Bryan Trottier	68	40-71	111	+68	59
Denis Potvin	78	22-63	85	+54	87
John Tonelli	73	27-40	67	+22	66
Greg Gilbert	79	31-35	66	+59	59
Bob Bourne	78	22-34	56	+11	75
Brent Sutter	69	34-15	49	+4	69
Tomas Jonsson	72	11-36	47	+12	54
Butch Goring	71	22-24	46	+6	8
Bob Nystrom	74	15-29	44	+8	80
Duane Sutter	78	17-23	40	+4	94
Stefan Persson	75	9-24	33	+29	65
Clark Gillies	76	12-16	28	+6	65
Anders Kallur	65	9-14	23	-1	24
Pat LaFontaine	15	13-6	19	+9	6
Dave Langevin	69	3-16	19	+24	53

PLAYER	GP	G-A	PTS	+/-	PIM
Ken Morrow	63	3-11	14	+25	45
Gord Dineen	43	1-11	12	+7	32
Wayne Merrick	31	6-5	11	+2	10
Paul Boutilier	28	0-11	11	+18	36
Patrick Flatley	16	2-7	9	+3	6
Bill Carroll	39	5-2	7	-1	12
Mats Hallin	40	2-5	7	-2	27
Gord Lane	38	0-3	3	+6	70
Roland Melanson	37	0-2	2	Goalie	10
Bill Smith	42	0-2	2	Goalie	23
Mike McEwen	15	0-2	2	-5	6
Garth MacGuigan	3	0-1	1	Even	0
Darcy Regier	5	0-1	1	+2	0
Bruce Affleck	1	0-0	0	-1	0
Kelly Hrudey	12	0-0	0	Goalie	0

GOALTENDER	GP	MINS	GAA	W	L	T	EN	SO	GA	SA	SV%
Kelly Hrudey	12	535	3.14	7	2	0	0	0	28	261	.903
Roland Melanson	37	2019	3.27	20	11	2	0	0	110	1018	.902
Bill Smith	42	2279	3.42	23	13	2	0	2	130	1123	.896

GAME	DATE	OPPONENT	RESULTS	SCORE	RECORD
1	Oct. 4	at QUE	L	3-7	0-1-0
2	Oct. 6	at MTL	W	7-4	1-1-0
3	Oct. 8	at WSH	W/OT	8-7	2-1-0
4	Oct. 11	L.A.	W	5-2	3-1-0
5	Oct. 15	PHI	L	1-5	3-2-0
6	Oct. 16	at BUF	W	3-2	4-2-0
7	Oct. 18	CGY	L	3-4	4-3-0
8	Oct. 22	NYR	L	2-3	4-4-0
9	Oct. 23	at NYR	L	5-6	4-5-0
10	Oct. 25	WPG	L	2-4	4-6-0
11	Oct. 29	N.J.	W	5-3	5-6-0
12	Oct. 30	at PHI	W	6-2	6-6-0
13	Nov. 1	VAN	W	6-3	7-6-0
14	Nov. 4	at N.J.	W	6-1	8-6-0
15	Nov. 5	BUF	W	4-0	9-6-0
16	Nov. 8	PHI	W	4-1	10-6-0
17	Nov. 11	at PIT	W	6-5	11-6-0
18	Nov. 12	PIT	L	2-4	11-7-0
19	Nov. 15	HFD	W	6-4	12-7-0
20	Nov. 18	at WSH	L	1-7	12-8-0
21	Nov. 19	WSH	W	6-2	13-8-0
22	Nov. 22	QUE	W	3-2	14-8-0
23	Nov. 23	at PHI	W	4-2	15-8-0
24	Nov. 26	CHI	W	9-3	16-8-0
25	Nov. 29	at STL	T	5-5	16-8-1
26	Dec. 1	at CGY	L	2-6	16-9-1
27	Dec. 4	at EDM	W	4-2	17-9-1
28	Dec. 6	at VAN	W	5-2	18-9-1
29	Dec. 7	at L.A.	T	4-4	18-9-2
30	Dec. 10	at MIN	W	4-2	19-9-2
31	Dec. 13	EDM	W	8-5	20-9-2
32	Dec. 15	DET	W	4-2	21-9-2
33	Dec. 17	NYR	W	7-1	22-9-2
34	Dec. 20	PIT	W	11-3	23-9-2
35	Dec. 22	WSH	W	6-1	24-9-2
36	Dec. 23	at WSH	L	3-7	24-10-2
37	Dec. 28	at L.A.	W/OT	6-5	25-10-2
38	Dec. 30	at WPG	L/OT	3-4	25-11-2
39	Dec. 31	at MIN	W	7-3	26-11-2
40	Jan. 3	BOS	L	2-4	26-12-2

GAME	DATE	OPPONENT	RESULTS	SCORE	RECORD
41	Jan. 5	at HFD	L	2-4	26-13-2
42	Jan. 7	CHI	W	5-3	27-13-2
43	Jan. 8	at NYR	L	4-5	27-14-2
44	Jan. 10	N.J.	W	4-2	28-14-2
45	Jan. 12	MTL	W	7-3	29-14-2
46	Jan. 14	NYR	W	4-2	30-14-2
47	Jan. 16	at BOS	L	0-2	30-15-2
48	Jan. 18	at CHI	W	9-1	31-15-2
49	Jan. 21	at PHI	L	1-7	31-16-2
50	Jan. 24	at DET	L	0-4	31-17-2
51	Jan. 26	QUE	L	1-5	31-18-2
52	Jan. 28	DET	L	3-4	31-19-2
53	Feb. 2	STL	L	2-5	31-20-2
54	Feb. 4	PIT	W	6-5	32-20-2
55	Feb. 5	at PIT	W	5-4	33-20-2
56	Feb. 7	EDM	W	5-3	34-20-2
57	Feb. 11	VAN	W	6-4	35-20-2
58	Feb. 13	at TOR	L	1-3	35-21-2
59	Feb. 15	at NYR	L	2-3	35-22-2
60	Feb. 18	NYR	W	4-3	36-22-2
61	Feb. 19	at N.J.	W/OT	5-4	37-22-2
62	Feb. 23	STL	W	5-1	38-22-2
63	Feb. 25	N.J.	W	7-1	39-22-2
64	Feb. 26	at PHI	L	3-5	39-23-2
65	Feb. 29	at WPG	W	4-3	40-23-2
66	Mar. 3	at TOR	W	11-6	41-23-2
67	Mar. 6	PHI	W	5-2	42-23-2
68	Mar. 8	TOR	W	9-5	43-23-2
69	Mar. 10	CGY	L/OT	4-5	43-24-2
70	Mar. 11	at PIT	W	6-4	44-24-2
71	Mar. 13	at N.J.	W	5-1	45-24-2
72	Mar. 17	WSH	L	1-2	45-25-2
73	Mar. 18	at HFD	L	4-5	45-26-2
74	Mar. 20	N.J.	W	5-2	46-26-2
75	Mar. 22	at BOS	T	3-3	46-26-3
76	Mar. 24	MIN	T	4-4	46-26-4
77	Mar. 25	at BUF	W	5-3	47-26-4
78	Mar. 27	MTL	W	7-0	48-26-4
79	Mar. 31	at WSH	W	3-1	49-26-4
80	Apr. 1	at PIT	W	2-1	50-26-4

OPPONENTS

IN THE PAST

STANLEY CUP PLAYOFFS

MEDIA INFORMATION

1982-83 NY ISLANDERS • 42-26-12 (96 PTS) • HEAD COACH - AL ARBOUR

OPPONENTS

IN THE PAST

STANLEY CUP PLAYOFFS

MEDIA INFORMATION

PLAYER	GP	G-A	PTS	+/-	PIM
Mike Bossy	79	60-58	118	+27	20
Bryan Trottier	80	34-55	89	+36	68
John Tonelli	76	31-40	71	+30	55
Denis Potvin	69	12-54	66	+33	60
Bob Bourne	77	20-42	62	+17	55
Tomas Jonsson	72	13-35	48	+40	50
Clark Gillies	70	21-20	41	+10	76
Brent Sutter	80	21-19	40	+14	128
Butch Goring	75	19-20	39	+9	8
Duane Sutter	75	13-19	32	+7	118
Bob Nystrom	74	10-20	30	+6	98
Stefan Persson	70	4-25	29	+13	71
Dave Langevin	73	4-17	21	+23	64
Greg Gilbert	45	8-11	19	+1	30

PLAYER	GP	G-A	PTS	+/-	PIM
Ken Morrow	79	5-11	16	+16	44
Wayne Merrick	59	4-12	16	-3	27
Mats Hallin	30	7-7	14	+4	26
Anders Kallur	55	6-8	14	+10	33
Mike McEwen	42	2-11	13	+10	16
Bill Carroll	71	1-11	12	+3	24
Paul Boutilier	29	4-5	9	-8	24
Gord Lane	44	3-4	7	+1	87
Roland Melanson	44	0-3	3	Goalie	22
Kevin Devine	2	0-1	1	+1	8
Gord Dineen	2	0-0	0	-2	4
Darcy Regier	6	0-0	0	Even	7
Bill Smith	41	0-0	0	Goalie	41

GOALTENDER	GP	MINS	GAA	W	L	T	EN	SO	GA	SA	SV%
Roland Melanson	44	2460	2.66	24	12	5	3	1	109	1092	.909
Bill Smith	41	2340	2.87	18	14	7	2	1	112	1079	.906

GAME	DATE	OPPONENT	RESULTS	SCORE	RECORD
1	Oct.5	at VAN	L	1-2	0-1-0
2	Oct.7	at CGY	W	5-4	1-1-0
3	Oct.8	at EDM	W	6-4	2-1-0
4	Oct.11	at NYR	W	4-3	3-1-0
5	Oct.14	PIT	W	9-0	4-1-0
6	Oct.16	L.A.	W	4-1	5-1-0
7	Oct.19	VAN	W	5-4	6-1-0
8	Oct.21	WSH	W	6-3	7-1-0
9	Oct.23	NYR	W	5-2	8-1-0
10	Oct.24	at CHI	L	2-4	8-2-0
11	Oct.26	CGY	W	7-2	9-2-0
12	Oct.28	at N.J.	W	4-2	10-2-0
13	Oct.30	N.J.	W	8-5	11-2-0
14	Nov.2	PIT	L	1-3	11-3-0
15	Nov.3	at DET	T	3-3	11-3-1
16	Nov.6	PHI	L	3-6	11-4-1
17	Nov.7	at PHI	T	2-2	11-4-2
18	Nov.9	STL	W	4-1	12-4-2
19	Nov.11	at MIN	L	0-2	12-5-2
20	Nov.13	at WSH	L	1-3	12-6-2
21	Nov.16	EDM	W	4-2	13-6-2
22	Nov.18	BOS	L	1-3	13-7-2
23	Nov.20	CHI	W	5-4	14-7-2
24	Nov.21	at NYR	L	3-7	14-8-2
25	Nov.23	MIN	T	8-8	14-8-3
26	Nov.25	at BOS	T	1-1	14-8-4
27	Nov.27	NYR	L	0-3	14-9-4
28	Nov.28	at WSH	T	3-3	14-9-5
29	Nov.30	at STL	W	3-2	15-9-5
30	Dec.3	at WPG	L	2-4	15-10-5
31	Dec.4	at TOR	L	1-4	15-11-5
32	Dec.7	TOR	W	6-3	16-11-5
33	Dec.8	at DET	L	0-2	16-12-5
34	Dec.11	N.J.	W	7-1	17-12-5
35	Dec.14	BUF	L	3-5	17-13-5
36	Dec.17	at NYR	W	5-2	18-13-5
37	Dec.18	PHI	T	4-4	18-13-6
38	Dec.21	at QUE	T	3-3	18-13-7
39	Dec.23	WSH	L	1-5	18-14-7
40	Dec.26	at HFD	W	3-2	19-14-7

GAME	DATE	OPPONENT	RESULTS	SCORE	RECORD
41	Dec.31	at BUF	L	1-5	19-15-7
42	Jan.1	at PIT	L	1-2	19-16-7
43	Jan.4	BUF	W	5-2	20-16-7
44	Jan.8	at QUE	W	6-1	21-16-7
45	Jan.11	WPG	W	4-1	22-16-7
46	Jan.13	at N.J.	W	5-2	23-16-7
47	Jan.15	L.A.	W	5-2	24-16-7
48	Jan.18	HFD	W	8-1	25-16-7
49	Jan.20	at MTL	T	4-4	25-16-8
50	Jan.22	PHI	L	0-1	25-17-8
51	Jan.27	at L.A.	W	6-4	26-17-8
52	Jan.29	at VAN	W	5-3	27-17-8
53	Jan.30	at EDM	W	4-2	28-17-8
54	Feb.1	at CGY	T	2-2	28-17-9
55	Feb.3	at N.J.	W	7-2	29-17-9
56	Feb.5	MIN	L	2-4	29-18-9
57	Feb.10	WSH	W	8-3	30-18-9
58	Feb.12	HFD	L	2-4	30-19-9
59	Feb.15	at QUE	L	1-4	30-20-9
60	Feb.17	PIT	W	4-1	31-20-9
61	Feb.19	MTL	W	5-0	32-20-9
62	Feb.22	WPG	T	2-2	32-20-10
63	Feb.23	at CHI	T	4-4	32-20-11
64	Feb.26	DET	L	3-5	32-21-11
65	Feb.27	at PHI	L	0-2	32-22-11
66	Mar.1	at MTL	T	3-3	32-22-12
67	Mar.3	TOR	W	5-1	33-22-12
68	Mar.5	N.J.	W	5-1	34-22-12
69	Mar.8	at STL	L	0-6	34-23-12
70	Mar.10	at PIT	W	4-3	35-23-12
71	Mar.12	WSJ	W	6-2	36-23-12
72	Mar.16	at NYR	L	1-2	36-24-12
73	Mar.17	at N.J.	W	9-5	37-24-12
74	Mar.19	PHI	W	9-2	38-24-12
75	Mar.22	BOS	L	1-3	38-25-12
76	Mar.26	NYR	W	3-2	39-25-12
77	Mar.27	at PIT	W	4-1	40-25-12
78	Mar.30	at WSH	W	7-1	41-25-12
79	Apr.2	PIT	W	6-3	42-25-12
80	Apr.3	at PHI	L	2-4	42-26-12

1981-82 NY ISLANDERS • 54-16-10 (118 PTS) • HEAD COACH - AL ARBOUR

PLAYER	GP	G-A	PTS	+/-	PIM
Mike Bossy	80	64-83	147	+69	22
Bryan Trottier	80	50-79	129	+70	88
John Tonelli	80	35-58	93	+48	57
Clark Gillies	79	38-39	77	+39	75
Denis Potvin	59	24-37	61	+39	83
Bob Bourne	76	27-26	53	+26	77
Duane Sutter	77	18-35	53	+23	100
Mike McEwen	73	10-39	49	+30	50
Bob Nystrom	74	22-25	47	+14	103
Brent Sutter	43	21-22	43	+27	114
Stefan Persson	70	6-37	43	+37	99
Anders Kallur	58	18-22	40	+6	18
Wayne Merrick	68	12-27	39	+4	20

PLAYER	GP	G-A	PTS	+/-	PIM
Tomas Jonsson	70	9-25	34	+26	51
Butch Goring	67	15-17	32	-3	10
Bill Carroll	72	9-20	29	+12	32
Dave Langevin	73	1-20	21	+32	82
Ken Morrow	75	1-18	19	+53	56
Hector Marini	30	4-9	13	+3	53
Gord Lane	51	0-13	13	+27	98
Greg Gilbert	1	1-0	1	Even	0
Bill Smith	46	0-1	1	Goalie	24
Neil Hawryliw	1	0-0	0	Even	0
Paul Boutilier	1	0-0	0	Even	0
Roland Melanson	36	0-0	0	Goalie	14

GOALTENDER	GP	MINS	GAA	W	L	T	EN	SO	GA	SA	SV%
Bill Smith	46	2685	2.97	32	9	4	0	0	133	1199	.900
Roland Melanson	36	2115	3.23	22	7	6	0	0	114	974	.895

GAME	DATE	OPPONENT	RESULTS	SCORE	RECORD
1	Oct.7	at L.A.	W	4-1	1-0-0
2	Oct.10	at COL	T	2-2	1-0-1
3	Oct.14	at PIT	W	4-1	2-0-1
4	Oct.15	VAN	W	4-1	3-0-1
5	Oct.17	NYR	W	5-4	4-0-1
6	Oct.20	L.A.	L	6-9	4-1-1
7	Oct.23	at WSH	W	4-2	5-1-1
8	Oct.24	WSH	W	6-4	6-1-1
9	Oct.27	EDM	W	4-3	7-1-1
10	Oct.29	at HFD	T	6-6	7-1-2
11	Oct.31	at MTL	W	2-1	8-1-2
12	Nov.3	CGY	T	2-2	8-1-3
13	Nov.7	BUF	L	2-6	8-2-3
14	Nov.10	at WPG	W	5-3	9-2-3
15	Nov.11	at TOR	W	4-3	10-2-3
16	Nov.14	EDM	T	5-5	10-2-4
17	Nov.15	at PHI	L	4-5	10-3-4
18	Nov.17	at QUE	L	2-7	10-4-4
19	Nov.21	NYR	W	4-3	11-4-4
20	Nov.22	at NYR	W	7-2	12-4-4
21	Nov.24	BOS	W	3-1	13-4-4
22	Nov.26	STL	W	9-2	14-4-4
23	Nov.28	at BOS	L	4-5	14-5-4
24	Nov.29	at BUF	L	2-5	14-6-4
25	Dec.5	at MIN	W	8-5	15-6-4
26	Dec.6	at WPG	L	2-5	15-7-4
27	Dec.9	at VAN	L	3-4	15-8-4
28	Dec.12	at CGY	T	3-3	15-8-5
29	Dec.13	at EDM	L	3-4	15-9-5
30	Dec.15	QUE	W	10-7	16-9-5
31	Dec.17	WSH	W	4-1	17-9-5
32	Dec.19	DET	W	5-1	18-9-5
33	Dec.20	at DET	W	5-3	19-9-5
34	Dec.22	WPG	W	5-2	20-9-5
35	Dec.26	PHI	W	4-2	21-9-5
36	Dec.29	MTL	L	4-5	21-10-5
37	Dec.30	at NYR	L	4-6	21-11-5
38	Jan.2	CHI	W	5-3	22-11-5
39	Jan.4	VAN	W	4-1	23-11-5
40	Jan.7	at PHI	W	5-4	24-11-5

GAME	DATE	OPPONENT	RESULTS	SCORE	RECORD
41	Jan.9	PHI	W	3-1	25-11-5
42	Jan.14	at BOS	L	4-5	25-12-5
43	Jan.17	at WSH	T	2-2	25-12-6
44	Jan.20	at NYR	L	2-3	25-13-6
45	Jan.21	PIT	W	6-1	26-13-6
46	Jan.23	NYR	W	6-1	27-13-6
47	Jan.26	PIT	W	9-2	28-13-6
48	Jan.27	at PIT	W	6-3	29-13-6
49	Jan.30	MIN	W	4-2	30-13-6
50	Feb.2	WSH	W	7-6	31-13-6
51	Feb.4	at WSH	W	5-2	32-13-6
52	Feb.6	DET	W	6-2	33-13-6
53	Feb.7	at BUF	W	7-3	34-13-6
54	Feb.11	at CHI	W	8-2	35-13-6
55	Feb.13	PHI	W	8-2	36-13-6
56	Feb.14	at HFD	W	9-1	37-13-6
57	Feb.16	PIT	W	6-2	38-13-6
58	Feb.18	at PHI	W	7-4	39-13-6
59	Feb.20	COL	W	3-2	40-13-6
60	Feb.21	at PIT	L	3-4	40-14-6
61	Feb.23	CHI	W	5-1	41-14-6
62	Feb.25	PIT	W	4-2	42-14-6
63	Feb.27	QUE	T	5-5	42-14-7
64	Mar.1	at TOR	W	9-5	43-14-7
65	Mar.2	CGY	W	6-3	44-14-7
66	Mar.4	TOR	W	10-1	45-14-7
67	Mar.6	NYR	W	6-4	46-14-7
68	Mar.9	at STL	W	6-4	47-14-7
69	Mar.10	at MIN	T	4-4	47-14-8
70	Mar.13	at L.A.	L	0-3	47-15-8
71	Mar.17	at COL	W	5-2	48-15-8
72	Mar.20	STL	T	3-3	48-15-9
73	Mar.21	at WSH	W	3-2	49-15-9
74	Mar.23	WSH	W	8-1	50-15-9
75	Mar.25	MYL	W	3-1	51-15-9
76	Mar.27	HFD	W	5-4	52-15-9
77	Mar.29	at NYR	W	7-3	53-15-9
78	Apr.1	at PHI	T	3-3	53-15-10
79	Apr.3	PHI	W	6-3	54-15-10
80	Apr.4	at PIT	L	2-7	54-16-10

OPPONENTS

IN THE PAST

STANLEY CUP PLAYOFFS

MEDIA INFORMATION

1980-81 NY ISLANDERS • 48-18-14 (110 PTS) • HEAD COACH - AL ARBOUR

OPPONENTS

IN THE PAST

STANLEY CUP PLAYOFFS

MEDIA INFORMATION

PLAYER	GP	G-A	PTS	+/-	PIM
Mike Bossy	79	68-51	119	+38	32
Bryan Trottier	73	31-72	103	+50	74
Clark Gillies	80	33-45	78	+27	99
Bob Bourne	78	35-41	76	+34	62
Denis Potvin	74	20-56	76	+39	104
Anders Kallur	78	36-28	64	+24	32
Stefan Persson	80	9-52	61	+25	82
Butch Goring	78	23-37	60	+4	0
John Tonelli	70	20-32	52	+7	57
Mike McEwen	78	11-38	49	-30	94
with Colorado	65	11-35	46	-33	84
with ISLANDERS	13	0-3	3	+3	10
Bob Nystrom	79	14-30	44	+6	145
Steve Tambellini	61	19-17	36	-11	17
Wayne Merrick	71	16-15	31	+12	30

PLAYER	GP	G-A	PTS	+/-	PIM
Garry Howatt	70	4-15	19	+12	174
Duane Sutter	23	7-11	18	-7	26
Dave Langevin	75	1-16	17	+40	122
Ken Morrow	80	2-11	13	+19	20
Bob Lorimer	73	1-12	13	+45	77
Gord Lane	60	3-9	12	-6	124
Hector Marini	14	4-7	11	+9	39
Bill Carroll	18	4-4	8	+3	6
Jean Potvin	18	2-3	5	-9	25
Brent Sutter	3	2-2	4	+2	0
Lorne Henning	9	1-2	3	+4	24
Glenn Resch	32	0-1	1	Goalie	0
Roland Melanson	11	0-0	0	Goalie	4
Bill Smith	41	0-0	0	Goalie	33

GOALTENDER	GP	MINS	GAA	W	L	T	EN	SO	GA	SA	SV%
Glenn Resch	32	1817	3.07	18	7	5	2	3	93	885	.895
Roland Melanson	11	620	3.10	8	1	1	0	0	32	304	.895
Bill Smith	41	2363	3.28	22	10	8	4	2	129	1219	.894

GAME	DATE	OPPONENT	RESULTS	SCORE	RECORD
1	Oct.11	BOS	W	5-2	1-0-0
2	Oct.12	at WSH	W	2-1	2-0-0
3	Oct.14	STL	T	5-5	2-0-1
4	Oct.16	at DET	W	6-4	3-0-1
5	Oct.18	EDM	T	5-5	3-0-2
6	Oct.19	at HFD	T	3-3	3-0-3
7	Oct.21	VAN	L	3-6	3-1-3
8	Oct.23	at PHI	L	2-4	3-2-3
9	Oct.25	PHI	L	1-3	3-3-3
10	Oct.26	at BUF	L	2-5	3-4-3
11	Oct.28	MTL	W	6-4	4-4-3
12	Nov.1	L.A.	L	3-7	4-5-3
13	Nov.4	DET	W	6-4	5-5-3
14	Nov.6	at BOS	W	4-2	6-5-3
15	Nov.8	CHI	W	7-3	7-5-3
16	Nov.11	MIN	T	6-6	7-5-4
17	Nov.12	at TOR	W	4-2	8-5-4
18	Nov.15	BUF	W	4-1	9-5-4
19	Nov.17	at MIN	W	2-1	10-5-4
20	Nov.18	at STL	W	7-2	11-5-4
21	Nov.20	HFD	W	5-0	12-5-4
22	Nov.22	NYR	W	6-4	13-5-4
23	Nov.24	WPG	T	4-4	13-5-5
24	Nov.27	at MTL	W	4-3	14-5-5
25	Nov.29	DET	W	5-1	15-5-5
26	Nov.30	at QUE	W	7-3	16-5-5
27	Dec.2	COL	W	5-1	17-5-5
28	Dec.4	at COL	L	3-4	17-6-5
29	Dec.6	at L.A.	L	3-5	17-7-5
30	Dec.7	at VAN	W	5-3	18-7-5
31	Dec.10	at EDM	W	3-2	19-7-5
32	Dec.13	at CGY	T	4-4	19-7-6
33	Dec.14	at WPG	W	5-4	20-7-6
34	Dec.16	WPG	W	6-2	21-7-6
35	Dec.20	QUE	W	5-2	22-7-6
36	Dec.21	at CHI	W	9-0	23-7-6
37	Dec.23	CGY	T	2-2	23-7-7
38	Dec.27	at HFD	T	5-5	23-7-8
39	Dec.30	COL	W	9-3	24-7-8
40	Jan.2	at NYR	L	1-3	24-8-8

GAME	DATE	OPPONENT	RESULTS	SCORE	RECORD
41	Jan.3	HFD	W	8-1	25-8-8
42	Jan.6	TOR	W	6-3	26-8-8
43	Jan.7	at TOR	L	2-0	26-9-8
44	Jan.10	BOS	L	2-3	26-10-8
45	Jan.11	at PHI	W	4-2	27-10-8
46	Jan.13	PIT	W	6-3	28-10-8
47	Jan.17	WSH	W	6-4	29-10-8
48	Jan.20	CGY	W	5-0	30-10-8
49	Jan.22	at DET	W	3-0	31-10-8
50	Jan.24	QUE	W	7-4	32-10-8
51	Jan.26	BUF	L	3-5	32-11-8
52	Jan.28	at TOR	W	6-4	33-11-8
53	Jan.31	at QUE	L	1-5	33-12-8
54	Feb.1	at BOS	L	3-6	33-13-8
55	Feb.3	L.A.	W	8-1	34-13-8
56	Feb.4	at NYR	L	3-9	34-14-8
57	Feb.7	MIN	T	5-5	34-14-9
58	Feb.12	at PIT	L	3-5	34-15-9
59	Feb.14	STL	T	1-1	34-15-10
60	Feb.17	TOR	L	5-8	34-16-10
61	Feb.21	CHI	W	6-3	35-16-10
62	Feb.23	at MIN	W	4-1	36-16-10
63	Feb.25	at CGY	L	4-11	36-17-10
64	Feb.27	at VAN	W	5-1	37-17-10
65	Feb.28	at L.A.	W	2-1	38-17-10
66	Mar.3	EDM	T	8-8	38-17-11
67	Mar.7	VAN	W	3-1	39-17-11
68	Mar.11	at WPG	W	6-3	40-17-11
69	Mar.12	at EDM	W	5-0	41-17-11
70	Mar.14	PHI	L	3-4	41-17-12
71	Mar.17	MTL	T	3-3	41-17-13
72	Mar.20	at COL	W	5-3	42-17-13
73	Mar.22	at CHI	W	6-2	43-17-13
74	Mar.24	at STL	W	5-3	44-17-13
75	Mar.28	PIT	T	4-4	44-17-14
76	Mar.29	at WSH	W	5-4	45-17-14
77	Mar.31	at MTL	L	1-3	45-18-14
78	Apr.2	NYR	W	2-1	46-18-14
79	Apr.4	WSH	W	4-1	47-18-14
80	Apr.5	at BUF	W	7-3	48-18-14

1979-80 NY ISLANDERS • 39-28-13 (91 PTS) • HEAD COACH - AL ARBOUR

PLAYER	GP	G-A	PTS	+/-	PIM
Bryan Trottier	78	42-62	104	+31	68
Mike Bossy	75	51-41	92	+28	12
Butch Goring	81	26-53	79	-14	14
with Los Angeles	69	20-48	68	-21	12
with ISLANDERS	12	6-5	11	+7	2
Clark Gillies	73	19-35	54	+29	49
Anders Kallur	76	22-30	52	+12	16
John Tonelli	77	14-30	44	+8	49
Denis Potvin	31	8-33	41	+13	44
Bob Bourne	73	15-25	40	+5	52
Bob Nystrom	67	21-18	39	+4	94
Stefan Persson	73	4-35	39	+13	76
Wayne Merrick	70	13-22	35	+12	16
Billy Harris	67	15-15	30	+1	37
Duane Sutter	56	15-9	24	+5	55
Gord Lane	74	4-18	22	+11	205
with Washington	19	2-4	6	+1	53
with ISLANDERS	55	2-14	16	+10	152

PLAYER	GP	G-A	PTS	+/-	PIM
Dave Lewis	62	5-16	21	+10	54
Garry Howatt	77	8-11	19	-3	219
Bob Lorimer	74	3-16	19	+30	53
Dave Langevin	76	3-13	16	+11	109
Jean Potvin	32	2-13	15	-11	26
Steve Tambellini	45	5-8	13	Even	4
Lorne Henning	39	3-6	9	-10	6
Mike Kaszycki	16	1-4	5	+3	15
Yvon Vautour	17	3-1	4	-6	24
Ken Morrow	18	0-3	3	+4	4
Glenn Resch	45	0-3	3	Goalie	4
Bill Smith	38	1-0	1	Goalie	39
Alex McKendry	2	0-0	0	-1	2
Garth MacGuigan	2	0-0	0	+1	0
Richard Brodeur	2	0-0	0	Goalie	0
Richard Johnston	4	0-0	0	-2	4
Mike Hordy	9	0-0	0	-1	7

GOALTENDER	GP	MINS	GAA	W	L	T	EN	SO	GA	SA	SV%
Bill Smith	38	2114	2.95	15	14	7	4	2	104	1027	.899
Glenn Resch	45	2606	3.04	23	14	6	1	3	132	1334	.901
Richard Brodeur	2	80	4.50	1	0	0	0	0	6	35	.829

GAME	DATE	OPPONENT	RESULTS	SCORE	RECORD
1	Oct.11	at PHI	L	2-5	0-1-0
2	Oct.13	BUF.	L	2-5	0-2-0
3	Oct.16	ATL.	W	5-1	1-2-0
4	Oct.18	at BOS	L	2-3	1-3-0
5	Oct.20	HFD.	W	6-1	2-3-0
6	Oct.23	EDM	T	3-3	2-3-1
7	Oct.26	at HFD	W	2-1	3-3-1
8	Oct.27	CHI.	W	6-4	4-3-1
9	Oct.31	at VAN	T	2-2	4-3-2
10	Nov.2	at EDM	L	5-7	4-4-2
11	Nov.4	at WPG	T	4-4	4-4-3
12	Nov.6	L.A.	W	4-1	5-4-3
13	Nov.9	at ATL	L	2-5	5-5-3
14	Nov.10	PHI.	L	2-5	5-6-3
15	Nov.13	NYR	W	10-5	6-6-3
16	Nov.17	DET.	L	4-5	6-7-3
17	Nov.20	at STL	L	3-6	6-8-3
18	Nov.21	at MIN	L	1-3	6-9-3
19	Nov.24	at L.A.	T	4-4	6-9-4
20	Nov.28	at COL	L	4-7	6-10-4
21	Nov.30	at EDM	L	3-5	6-11-4
22	Dec.2	at WPG	W	4-0	7-11-4
23	Dec.4	VAN.	L	1-5	7-12-4
24	Dec.6	BOS.	W	4-3	8-12-4
25	Dec.8	at TOR	W	6-1	9-12-4
26	Dec.9	at NYR	L	4-5	9-13-4
27	Dec.11	MTL.	W	4-1	10-13-4
28	Dec.12	at PIT.	T	3-3	10-13-5
29	Dec.15	PIT.	T	3-3	10-13-6
30	Dec.18	COL.	W	3-2	11-13-6
31	Dec.22	WSH	W	2-1	12-13-6
32	Dec.23	at CHI	L	0-8	12-14-6
33	Dec.27	at MTL	W	7-3	13-14-6
34	Dec.30	at DET	L	2-4	13-15-6
35	Jan.2	at TOR	W	3-1	14-15-6
36	Jan.3	PIT.	L	3-4	14-16-6
37	Jan.5	STL.	W	3-1	15-16-6
38	Jan.8	VAN.	W	3-0	16-16-6
39	Jan.9	at BUF	L	2-3	16-17-6
40	Jan.12	WSH	W	5-2	17-17-6

GAME	DATE	OPPONENT	RESULTS	SCORE	RECORD
41	Jan.15	WPG	W	5-2	18-17-6
42	Jan.17	TOR	W	9-6	19-17-6
43	Jan.19	QUE	W	3-1	20-17-6
44	Jan.22	MTL.	W	2-1	21-17-6
45	Jan.23	at DET	W	5-3	22-17-6
46	Jan.26	HFD.	W	2-3	23-17-6
47	Jan.27	at WSH	L	1-7	23-18-6
48	Jan.29	MIN.	T	2-2	23-18-7
49	Jan.31	at BOS	L	2-4	23-19-7
50	Feb.2	BUF.	W	3-2	24-19-7
51	Feb.3	at HFD	L	3-5	24-20-7
52	Feb.7	L.A.	W	4-1	25-20-7
53	Feb.9	QUE	W	5-0	26-20-7
54	Feb.12	WPG	T	0-0	26-20-8
55	Feb.14	at COL	W	5-3	27-20-8
56	Feb.16	at L.A.	L	2-3	27-21-8
57	Feb.17	at VAN	L	2-4	27-22-8
58	Feb.19	TOR.	L	4-6	27-23-8
59	Feb.21	MIN.	L	2-5	27-24-8
60	Feb.23	at STL	W	3-2	28-24-8
61	Feb.24	at NYR	L	2-8	28-25-8
62	Feb.27	at QUE	W	5-3	29-25-8
63	Mar.1	DET.	L	3-4	29-26-8
64	Mar.2	at PIT.	T	0-0	29-26-9
65	Mar.4	EDM	W	6-4	30-26-9
66	Mar.6	at PHI	W	5-2	31-26-9
67	Mar.8	BOS.	L	3-5	31-27-9
68	Mar.9	at WSH	L	1-3	31-28-9
69	Mar.11	COL.	W	4-1	32-28-9
70	Mar.15	STL.	W	6-2	33-28-9
71	Mar.16	at CHI	W	6-1	34-28-9
72	Mar.18	ATL.	W	12-14	35-28-9
73	Mar.22	CHI.	T	4-4	35-28-10
74	Mar.23	at BUF	T	1-1	35-28-11
75	Mar.25	PHI.	W	5-2	36-28-11
76	Mar.28	at MTL	T	2-2	36-28-12
77	Mar.30	at QUE	W	9-6	37-28-12
78	Apr.1	at MIN	T	1-1	37-28-13
79	Apr.4	at ATL	W	7-3	38-28-13
80	Apr.5	NYR	W	2-1	39-28-13

OPPONENTS

IN THE PAST

STANLEY CUP PLAYOFFS

MEDIA INFORMATION

1978-79 NY ISLANDERS • 51-15-14 (116 PTS) • HEAD COACH - AL ARBOUR

OPPONENTS

IN THE PAST

STANLEY CUP PLAYOFFS

MEDIA INFORMATION

PLAYER	GP	G-A	PTS	+/-	PIM
Bryan Trottier	76	47-87	134	+76	50
Mike Bossy	80	69-57	126	+63	25
Denis Potvin	73	31-70	101	+71	58
Clark Gillies	75	35-56	91	+57	68
Stefan Persson	78	10-56	66	+38	57
Bob Bourne	80	30-31	61	+34	48
John Tonelli	73	17-39	56	+29	44
Bill Harris	80	15-39	54	+26	18
Wayne Merrick	75	20-21	41	+13	24
Bob Nystrom	78	19-20	39	+19	113
Mike Kaszycski	71	16-18	34	+7	37
Lorne Henning	73	13-20	33	+17	14
Garry Howatt	75	16-12	28	+6	205

PLAYER	GP	G-A	PTS	+/-	PIM
Dave Lewis	79	5-18	23	+44	47
Bob Lorimer	67	3-18	21	+28	42
Ed Westfall	55	5-11	16	Even	4
Gerry Hart	50	2-14	16	+29	78
Pat Price	55	3-11	14	+16	50
Bert Marshall	45	1-8	9	+9	29
Richie Hansen	12	1-6	7	+9	4
Bill Smith	40	0-2	2	Goalie	54
Glenn Resch	43	0-2	2	Goalie	6
Alex McKendry	4	0-0	0	-1	0
Mike Hordy	2	0-0	0	Even	0
Hector Marini	1	0-0	0	-2	2
Steve Tambellini	1	0-0	0	-1	0

GOALTENDER	GP	MINS	GAA	W	L	T	EN	SO	GA	SA	SV%
Glenn Resch	43	2539	2.50	26	7	10	0	2	106	1235	.914
Bill Smith	39	2261	2.87	25	8	4	0	1	108	1074	.889

GAME	DATE	OPPONENT	RESULTS	SCORE	RECORD
1	Oct.12	at BUF	T	2-2	0-0-1
2	Oct.14	at TOR	L	7-10	0-1-1
3	Oct.17	MTL	W	3-1	1-1-1
4	Oct.18	at PIT	W	5-3	2-1-1
5	Oct.21	NYR	W	5-3	3-1-1
6	Oct.24	PHI	T	4-4	3-1-2
7	Oct.27	at ATL	L	5-8	3-2-2
8	Oct.28	VAN	W	5-2	4-2-2
9	Oct.31	COL	W	8-5	5-2-2
10	Nov.2	at BOS	L	1-4	5-3-2
11	Nov.4	WSH	W	4-1	6-3-2
12	Nov.7	MIN	W	5-2	7-3-2
13	Nov.11	ATL	W	4-2	8-3-2
14	Nov.12	at NYR	W	5-3	9-3-2
15	Nov.14	COL	T	2-2	9-3-3
16	Nov.17	at WSH	W	4-2	10-3-3
17	Nov.18	PHI	W	8-2	11-3-3
18	Nov.21	at COL	W	7-1	12-3-3
19	Nov.22	at MIN	W	4-1	13-3-3
20	Nov.25	at VAN	W	5-2	14-3-3
21	Nov.29	at L.A.	T	5-5	14-3-4
22	Dec.2	at COL	W	5-2	15-3-4
23	Dec.5	PIT	T	3-3	15-3-5
24	Dec.7	STL	W	7-1	16-3-5
25	Dec.9	at TOR	W	3-2	17-3-5
26	Dec.10	at MTL	L	3-4	17-4-5
27	Dec.12	L.A.	T	5-5	17-4-6
28	Dec.14	DET	W	4-1	18-4-6
29	Dec.16	at STL	T	2-2	18-4-7
30	Dec.17	at DET	W	3-0	19-4-7
31	Dec.21	STL	W	5-1	20-4-7
32	Dec.23	NYR	W	9-4	21-4-7
33	Dec.26	TOR	W	5-1	22-4-7
34	Dec.28	at ATL	W	10-4	23-4-7
35	Dec.30	ATL	W	4-2	24-4-7
36	Jan.2	VAN	W	9-0	25-4-7
37	Jan.4	at PHI	L	2-3	25-5-7
38	Jan.6	PHI	W	5-1	26-5-7
39	Jan.9	L.A.	W	7-1	27-5-7
40	Jan.10	at DET	T	5-5	27-5-8

GAME	DATE	OPPONENT	RESULTS	SCORE	RECORD
41	Jan.12	at ATL	W	4-1	28-5-8
42	Jan.14	at PHI	T	1-1	28-5-9
43	Jan.16	WSH	W	6-2	29-5-9
44	Jan.17	at NYR	L	3-5	29-6-9
45	Jan.20	CHI	W	4-2	30-6-9
46	Jan.22*	at CHI	W	2-1	31-6-9
47	Jan.25	at BOS	W	4-2	32-6-9
48	Jan.27	NYR	L	2-7	32-7-9
49	Jan.30	MIN	L	4-5	32-8-9
50	Feb.1	at PHI	W	4-1	33-8-9
51	Feb.3	BOS	T	4-4	33-8-10
52	Feb.4	at CHI	L	4-5	33-9-10
53	Feb.13	COL	W	6-1	34-9-10
54	Feb.14**	at BUF	L	1-2	34-10-10
55	Feb.17	at VAN	W	5-3	35-10-10
56	Feb.19	at L.A.	W	8-3	36-10-10
57	Feb.22	STL	W	6-1	37-10-10
58	Feb.24	DET	W	3-1	38-10-10
59	Feb.25	at NYR	L	2-3	38-11-10
60	Feb.27	MTL	W	7-3	39-11-10
61	Mar.2	at ATL	L	2-3	39-12-10
62	Mar.3	ATL	W	4-2	40-12-10
63	Mar.6	BUF	L	2-3	40-13-10
64	Mar.7	at STL	T	5-5	40-13-11
65	Mar.10	CHI	W	7-1	41-13-11
66	Mar.11	at BOS	T	4-4	41-13-12
67	Mar.13	BOS	W	7-2	42-13-12
68	Mar.15	TOR	W	6-2	43-13-12
69	Mar.17	NYR	W	5-2	44-13-12
70	Mar.18	at MIN	W	5-3	45-13-12
71	Mar.22	at MTL	W	5-3	46-13-12
72	Mar.24	PIT	T	3-3	46-13-13
73	Mar.25	at PIT	T	2-2	46-13-14
74	Mar.29	at CHI	L	1-6	46-14-14
75	Mar.31	BUF	W	2-0	47-14-14
76	Apr.1	at WSH	L	4-6	47-15-14
77	Apr.3	ATL	W	3-2	48-15-14
78	Apr.5	at PHI	W	3-1	49-15-14
79	Apr.7	PHI	W	9-2	50-15-14
80	Apr.8	at NYR	W	5-2	51-15-14

* - Originally scheduled for December 31, postponed due to snow.
 ** - Originally scheduled for January 21, postponed due to rain/fog.

1977-78 NY ISLANDERS • 48-17-15 (111 PTS) • HEAD COACH - AL ARBOUR

PLAYER	GP	G-A	PTS	+/-	PIM
Bryan Trottier	77	46-77	123	+52	46
Denis Potvin	80	30-64	94	+57	81
Mike Bossy	73	53-38	91	+31	6
Clark Gillies	80	35-50	85	+49	76
Bob Bourne	80	30-33	63	+15	31
Bill Harris	80	22-38	60	+27	40
Bob Nystrom	80	30-29	59	+18	94
Stefan Persson	66	6-50	56	+19	54
Mike Kaszycski	58	13-29	42	+15	24
Jean-Paul Parise	39	12-16	28	+19	12
Lorne Henning	79	12-15	27	+10	6
Gerry Hart	78	2-23	25	+44	94
Wayne Merrick	37	10-14	24	+2	8
Ed Westfall	71	5-19	24	+7	14
Jude Drouin	56	5-17	22	+14	12

PLAYER	GP	G-A	PTS	+/-	PIM
Garry Howatt	61	7-12	19	+7	146
Michel Bergeron	25	9-6	15	+16	2
Dave Lewis	77	3-11	14	+33	58
Pat Price	52	2-10	12	+25	27
Jean Potvin	34	1-10	11	+11	8
Bert Marshall	58	0-7	7	+10	44
Bob Lorimer	5	1-0	1	Even	0
Glenn Resch	45	0-1	1	Goalie	12
Bill Smith	38	0-0	0	Goalie	35
Alex McKendry	4	0-0	0	Even	2
Andre St. Laurent	2	0-0	0	Even	2
Richie Hansen	2	0-0	0	Even	0
Neil Nicholson	1	0-0	0	+2	0
Goran Hogosta	1	0-0	0	Goalie	0

GOALTENDER	GP	MINS	GAA	W	L	T	EN	SO	GA	SA	SV%
Goran Hogosta	1	9	0.00	0	0	0	0	0	0	3	1.00
Glenn Resch	45	2637	2.55	28	9	7	1	3	112	1214	.908
Bill Smith	38	2154	2.65	20	8	8	2	2	95	1040	.909

GAME	DATE	OPPONENT	RESULTS	SCORE	RECORD
1	Oct.13	at BUF	L	2-3	0-1-0
2	Oct.15	BOS	W	3-1	1-1-0
3	Oct.16	at NYR	L	2-4	1-2-0
4	Oct.18	L.A.	T	0-0	1-2-1
5	Oct.21	at ATL	T	3-3	1-2-2
6	Oct.22	NYR	W	7-2	2-2-2
7	Oct.26	at L.A.	T	2-2	2-2-3
8	Oct.27	at VAN	W	3-2	3-2-3
9	Oct.29	BUF	W	4-2	4-2-3
10	Nov.1	ATL	W	9-0	5-2-3
11	Nov.2	at MIN	L	2-3	5-3-3
12	Nov.5	PIT	W	4-3	6-3-3
13	Nov.6	at BOS	L	3-5	6-4-3
14	Nov.10	MTL	L	1-5	6-5-3
15	Nov.12	PHI	T	2-2	6-5-4
16	Nov.13	at WSH	W	6-0	7-5-4
17	Nov.15	CHI	T	1-1	7-5-5
18	Nov.17	at PHI	T	4-4	7-5-6
19	Nov.19	VAN	W	9-2	8-5-6
20	Nov.22	COL	W	4-2	9-5-6
21	Nov.23	at MIN	W	9-2	10-5-6
22	Nov.26	at PIT	L	2-5	10-6-6
23	Nov.27	at DET	W	4-1	11-6-6
24	Nov.30	at COL	T	3-3	11-6-7
25	Dec.3	at STL	W	7-2	12-6-7
26	Dec.6	MIN	W	4-2	13-6-7
27	Dec.7	at CHI	W	4-0	14-6-7
28	Dec.10	DET	W	7-4	15-6-7
29	Dec.13	CHI	T	2-2	15-6-8
30	Dec.14	at TOR	L	2-3	15-7-8
31	Dec.17	BOS	W	4-1	16-7-8
32	Dec.20	COL	W	9-1	17-7-8
33	Dec.22	STL	W	6-3	18-7-8
34	Dec.23	at MTL	L	5-7	18-8-8
35	Dec.27	at VAN	W	4-2	19-8-8
36	Dec.28	at L.A.	W	4-3	20-8-8
37	Dec.31	MTL	L	2-4	20-9-8
38	Jan.3	VAN	W	4-1	21-9-8
39	Jan.7	CLV	W	5-3	22-9-8
40	Jan.10	COL	W	7-4	23-9-8

GAME	DATE	OPPONENT	RESULTS	SCORE	RECORD
41	Jan.11	at CLV	L	3-5	23-10-8
42	Jan.14	at WSH	W	4-0	24-10-8
43	Jan.18	at MIN	W	5-2	25-10-8
44	Jan.19	at STL	W	3-0	26-10-8
45	Jan.21	PHI	W	6-1	27-10-8
46	Jan.26	TOR	W	4-2	28-10-8
47	Jan.28	NYR	W	6-2	29-10-8
48	Jan.30	at BUF	L	2-3	29-11-8
49	Feb.1	at NYR	W	7-6	30-11-8
50	Feb.2	at ATL	W	5-2	31-11-8
51	Feb.4	WSH	W	6-1	32-11-8
52	Feb.8	at CHI	L	4-5	32-12-8
53	Feb.11	DET	W	8-5	33-12-8
54	Feb.12	at CLV	T	2-2	33-12-9
55	Feb.14	L.A.	W	3-2	34-12-9
56	Feb.16	at COL	W	5-4	35-12-9
57	Feb.18	ATL	T	3-3	35-12-10
58	Feb.19	at PHI	W	4-1	36-12-10
59	Feb.22	at ATL	T	3-3	36-12-11
60	Feb.25	CHI	W	7-1	37-12-11
61	Feb.26	at MTL	L	1-2	37-13-11
62	Feb.28	TOR	W	4-3	38-13-11
63	Mar.2	at BUF	L	3-6	38-14-11
64	Mar.4	PIT	W	6-3	39-14-11
65	Mar.5	at PIT	T	3-3	39-14-12
66	Mar.7	VAN	W	5-2	40-14-12
67	Mar.8	at STL	W	6-3	41-14-12
68	Mar.11	BUF	W	4-2	42-14-12
69	Mar.14	STL	T	3-3	42-14-13
70	Mar.18	ATL	L	2-5	42-15-13
71	Mar.20	at PHI	L	2-4	42-16-13
72	Mar.22	at TOR	W	6-2	43-16-13
73	Mar.25	CLV	T	4-4	43-16-14
74	Mar.26*	MIN	W	6-3	44-16-14
75	Mar.29	at NYR	L	1-5	44-17-14
76	Apr.1	WSH	W	3-2	45-17-14
77	Apr.2	at DET	W	5-2	46-17-14
78	Apr.4	PHI	T	3-3	46-17-15
79	Apr.8	NYR	W	7-2	47-17-15
80	Apr.9	at BOS	W	5-2	48-17-15

* - Originally scheduled for February 7, postponed due to snow.

OPPONENTS

IN THE PAST

STANLEY CUP PLAYOFFS

MEDIA INFORMATION

1976-77 NY ISLANDERS • 47-21-12 (106 PTS) • HEAD COACH - AL ARBOUR

OPPONENTS

PLAYER	GP	G-A	PTS	+/-	PIM
Denis Potvin	80	25-55	80	+42	103
Bryan Trottier	76	30-42	72	+28	34
Bill Harris	80	24-43	67	+18	44
Bob Nystrom	80	29-27	56	+22	91
Jean-Paul Parise	80	25-31	56	+26	46
Clark Gillies	70	33-22	55	+18	93
Jude Drouin	78	24-29	53	+18	27
Ed Westfall	79	14-33	47	+21	8
Jean Potvin	79	10-36	46	+14	26
Bob Bourne	75	16-19	35	+27	30
Lorne Henning	80	13-18	31	+21	10
Garry Howatt	70	13-15	28	+14	182

PLAYER	GP	G-A	PTS	+/-	PIM
Dave Lewis	79	4-24	28	+29	44
Bert Marshall	72	4-21	25	+48	61
Pat Price	71	3-22	25	+25	25
Andre St. Laurent	72	10-13	23	+8	55
Gerry Hart	80	4-18	22	+30	98
Bill MacMillan	43	6-8	14	+4	13
Richie Hansen	4	1-0	1	-1	0
Bob Lorimer	1	0-1	1	+1	0
Bill Smith	36	0-1	1	Goalie	12
Glenn Resch	46	0-1	1	Goalie	0
Walt Ledingham	4	0-0	0	-1	0

IN THE PAST

GOALTENDER	GP	MINS	GAA	W	L	T	EN	SO	GA	SA	SV%
Glenn Resch	46	2711	2.28	26	13	6	2	4	103	1235	.917
Bill Smith	36	2089	2.50	21	8	6	1	2	87	1041	.916

STANLEY CUP PLAYOFFS

GAME	DATE	OPPONENT	RESULTS	SCORE	RECORD
1	Oct.7	at PHI	.W	3-0	1-0-0
2	Oct.9	CHI	.W	2-1	2-0-0
3	Oct.12	ATL	.W	7-0	3-0-0
4	Oct.13	at BUF	.W	4-3	4-0-0
5	Oct.16	CLV	.T	4-4	4-0-1
6	Oct.19	VAN	.W	6-1	5-0-1
7	Oct.22	at DET	.L	0-5	5-1-1
8	Oct.23	at TOR	.W	5-2	6-1-1
9	Oct.25	at MTL	.L	1-4	6-2-1
10	Oct.28	STL	.W	5-2	7-2-1
11	Oct.30	PHI	.T	3-3	7-2-2
12	Nov.1	at VAN	.W	3-2	8-2-2
13	Nov.2	at COL	.W	5-1	9-2-2
14	Nov.6	MIN	.W	5-2	10-2-2
15	Nov.9	DET	.W	8-1	11-2-2
16	Nov.11	at BOS	.T	2-2	11-2-3
17	Nov.13	at MIN	.W	3-2	12-2-3
18	Nov.18	at L.A.	.W	3-1	13-2-3
19	Nov.19	at VAN	.W	6-4	14-2-3
20	Nov.23	MTL	.L	1-5	14-3-3
21	Nov.25	DET	.L	1-3	14-4-3
22	Nov.27	at PIT	.W	3-1	15-4-3
23	Nov.28	at PHI	.L	3-5	15-5-3
24	Nov.30	TOR	.L	2-4	15-6-3
25	Dec.2	PIT	.L	2-4	15-7-3
26	Dec.4	BUF	.W	3-0	16-7-3
27	Dec.7	STL	.W	4-2	17-7-3
28	Dec.11	PIT	.W	6-3	18-7-3
29	Dec.12	at CHI	.W	6-2	19-7-3
30	Dec.14	NYR	.T	4-4	19-7-4
31	Dec.17	at ATL	.W	4-2	20-7-4
32	Dec.18	BUF	.L	2-4	20-8-4
33	Dec.21	BOS	.W	3-0	21-8-4
34	Dec.26	at NYR	.W	2-1	22-8-4
35	Dec.28	at STL	.T	4-4	22-8-5
36	Jan.1	VAN	.L	1-5	22-9-5
37	Jan.2	at BUF	.T	3-3	22-9-6
38	Jan.7	at ATL	.W	5-4	23-9-6
39	Jan.8	ATL	.W	6-3	24-9-6
40	Jan.10	PHI	.W	8-3	25-9-6

GAME	DATE	OPPONENT	RESULTS	SCORE	RECORD
41	Jan.12	at CHI	.L	1-2	25-10-6
42	Jan.15	WSH	.W	2-1	26-10-6
43	Jan.16	at WSH	.T	2-2	26-10-7
44	Jan.18	MIN	.W	7-2	27-10-7
45	Jan.20	at BOS	.W	4-3	28-10-7
46	Jan.22	at PIT	.L	2-3	28-11-7
47	Jan.23	at COL	.W	7-1	29-11-7
48	Jan.27	TOR	.L	1-2	29-12-7
49	Jan.29	L.A.	.L	0-4	29-13-7
50	Jan.30	at MTL	.L	1-2	29-14-7
51	Feb.1	BUF	.W	6-3	30-14-7
52	Feb.3	NYR	.W	6-3	31-14-7
53	Feb.5	WSH	.T	3-3	31-14-8
54	Feb.6	at NYR	.L	0-4	31-15-8
55	Feb.8	L.A.	.W	4-1	32-15-8
56	Feb.12	PHI	.W	2-1	33-15-8
57	Feb.14	at VAN	.W	2-1	34-15-8
58	Feb.15	at L.A.	.L	0-3	34-16-8
59	Feb.19	NYR	.W	5-2	35-16-8
60	Feb.20	at WSH	.T	2-2	35-16-9
61	Feb.22	COL	.W	2-1	36-16-9
62	Feb.25	at CLV	.W	2-1	37-16-9
63	Feb.26	ATL	.W	8-2	38-16-9
64	Mar.1	MTL	.L	4-5	38-17-9
65	Mar.3	at DET	.W	4-2	39-17-9
66	Mar.5	at STL	.L	1-2	39-18-9
67	Mar.6	at COL	.W	5-0	40-18-9
68	Mar.8	MIN	.L	1-3	40-19-9
69	Mar.9	at ATL	.W	6-2	41-19-9
70	Mar.12	CLV	.W	8-3	42-19-9
71	Mar.13	at MIN	.T	5-5	42-19-10
72	Mar.16	at CHI	.W	5-0	43-19-10
73	Mar.19	CHI	.T	2-2	43-19-11
74	Mar.22	COL	.W	9-2	44-19-11
75	Mar.23	at TOR	.T	1-1	44-19-12
76	Mar.26	STL	.W	5-2	45-19-12
77	Mar.27	at CLV	.W	6-3	46-19-12
78	Mar.29	at PHI	.L	1-3	46-20-12
79	Apr.2	BOS	.L	3-5	46-21-12
80	Apr.3	at NYR	.W	5-2	47-21-12

MEDIA INFORMATION

1975-76 NY ISLANDERS • 42-21-17 (101 PTS) • HEAD COACH - AL ARBOUR

PLAYER	GP	G-A	PTS	+/-	PIM	PLAYER	GP	G-A	PTS	+/-	PIM
Denis Potvin	78	31-67	98	+12	100	Gerry Hart	80	6-18	24	+35	151
Bryan Trottier	80	32-63	95	+27	21	Dave Lewis	73	0-19	19	+29	54
Jean Potvin	78	17-55	72	+16	74	Lorne Henning	80	7-10	17	Even	16
Bill Harris	80	32-38	70	+22	54	Bill MacMillan	64	9-7	16	+5	10
Jude Drouin	76	21-41	62	+18	58	Bert Marshall	71	0-16	16	+37	72
Clark Gillies	80	34-27	61	+20	96	Ralph Stewart	31	6-7	13	+3	2
Jean-Paul Parise	80	22-35	57	+12	80	Bob Bourne	14	2-3	5	-2	13
Ed Westfall	80	25-31	56	+18	27	Pat Price	4	0-2	2	+4	2
Bob Nystrom	80	23-25	48	+24	106	Dave Fortier	59	0-2	2	+10	68
Garry Howatt	80	21-13	34	+25	197	Bill Smith	39	0-1	1	Goalie	10
Andre St. Laurent	67	9-17	26	+14	56	Glenn Resch	44	0-1	1	Goalie	0

GOALTENDER	GP	MINS	GAA	W	L	T	EN	SO	GA	SA	SV%
Glenn Resch	44	2546	2.07	23	11	8	1	7	88	1,215	.928
Bill Smith	39	2254	2.61	19	10	9	3	3	98	1,067	.905

GAME	DATE	OPPONENT	RESULTS	SCORE	RECORD	GAME	DATE	OPPONENT	RESULTS	SCORE	RECORD
1	Oct. 8	at K.C.	T	1-1	0-0-1	41	Jan. 13	DET.	W	1-0	22-12-7
2	Oct. 11	L.A.	W	7-0	1-0-1	42	Jan. 17	ATL	T	2-2	22-12-8
3	Oct. 12	at BOS	T	3-3	1-0-2	43	Jan. 21	at WSH	W	5-2	23-12-8
4	Oct. 14	MTL.	W	5-3	2-0-2	44	Jan. 22	DET.	W	8-1	24-12-8
5	Oct. 17	at ATL	W	2-0	3-0-2	45	Jan. 24	L.A.	W	5-0	25-12-8
6	Oct. 18	BOS	L	2-5	3-1-2	46	Jan. 27	MIN.	W	4-3	26-12-8
7	Oct. 21	VAN.	T	5-5	3-1-3	47	Jan. 28	at TOR	W	3-2	27-12-8
8	Oct. 23	PHI.	W	3-0	4-1-3	48	Jan. 31	at STL	T	2-2	27-12-9
9	Oct. 25	NYR	W	7-1	5-1-3	49	Feb. 3	ATL	T	2-2	27-12-10
10	Oct. 27	at MTL	T	4-4	5-1-4	50	Feb. 4	at NYR	W	6-5	28-12-10
11	Nov. 1	WSH	W	7-3	6-1-4	51	Feb. 6*	at DET	L	3-4	28-13-10
12	Nov. 4	CAL.	W	5-3	7-1-4	52	Feb. 8	at PHI	L	2-4	28-14-10
13	Nov. 5	at PIT.	L	6-7	7-2-4	53	Feb. 10	at VAN	L	2-3	28-15-10
14	Nov. 8	at PHI	W	4-3	8-2-4	54	Feb. 12	at K.C.	T	2-2	28-15-11
15	Nov. 12	at CAL	L	1-5	8-3-4	55	Feb. 14	PIT	T	4-4	28-15-12
16	Nov. 13	at L.A.	L	3-4	8-4-4	56	Feb. 15	at BUF	W	3-1	29-15-12
17	Nov. 15	at VAN	L	3-4	8-5-4	57	Feb. 17	NYR	L	1-3	29-16-12
18	Nov. 18	BUF.	L	1-3	8-6-4	58	Feb. 18	at DET	W	5-3	30-16-12
19	Nov. 20	at BOS	T	2-2	8-6-5	59	Feb. 21	BOS	L	1-2	30-17-12
20	Nov. 22	K.C.	W	5-2	9-6-5	60	Feb. 22	at WSH	W	4-0	31-17-12
21	Nov. 26	at MIN	W	9-1	10-6-5	61	Feb. 24	at MIN	W	7-2	32-17-12
22	Nov. 27	MTL.	L	1-2	10-7-5	62	Feb. 26	K.C.	T	2-2	32-17-13
23	Nov. 29	STL.	W	8-2	11-7-5	63	Feb. 28	CHI.	W	4-1	33-17-13
24	Nov. 30	at MTL	L	3-4	11-8-5	64	Mar. 2	CAL.	W	2-1	34-17-13
25	Dec. 2	at STL	W	4-1	12-8-5	65	Mar. 4	VAN	T	3-3	34-17-14
26	Dec. 4	PIT.	W	6-1	13-8-5	66	Mar. 6	WSH	W	6-3	35-17-14
27	Dec. 6	BUF.	L	2-4	13-9-5	67	Mar. 7	at PIT.	W	5-3	36-17-14
28	Dec. 7	at BUF	W	3-0	14-9-5	68	Mar. 9	STL	W	4-0	37-17-14
29	Dec. 9	MIN.	W	6-0	15-9-5	69	Mar. 13	at TOR	T	2-2	37-17-15
30	Dec. 12	at ATL	T	3-3	15-9-6	70	Mar. 14	at CHI	W	5-3	38-17-15
31	Dec. 13	at TOR	W	5-3	16-9-6	71	Mar. 16	MIN.	L	1-3	38-18-15
32	Dec. 17	at NYR	W	3-0	17-9-6	72	Mar. 20	CHI.	W	4-2	39-18-15
33	Dec. 18	TOR.	W	4-2	18-9-6	73	Mar. 23	at VAN	L	2-5	39-19-15
34	Dec. 20	at STL	W	7-1	19-9-6	74	Mar. 24	at L.A.	T	1-1	39-19-16
35	Dec. 21	at CHI	L	2-5	19-10-6	75	Mar. 26	at CAL	W	3-2	40-19-16
36	Dec. 30	PHI.	W	6-2	20-10-6	76	Mar. 29	PHI.	W	5-1	41-19-16
37	Jan. 3	CHI.	T	1-1	20-10-7	77	Mar. 31	at NYR	L	1-3	41-20-16
38	Jan. 4	at PHI	L	3-5	20-11-7	78	Apr. 1	ATL	T	1-1	41-20-17
39	Jan. 6	K.C.	W	8-1	21-11-7	79	Apr. 3	NYR	W	10-2	42-20-17
40	Jan. 8	TOR.	L	3-5	21-12-7	80	Apr. 4	at ATL	L	2-5	42-21-17

* - Originally scheduled for December 26, postponed due to snow.

OPPONENTS

IN THE PAST

STANLEY CUP PLAYOFFS

MEDIA INFORMATION

1974-75 NY ISLANDERS • 33-25-22 (88 PTS) • HEAD COACH - AL ARBOUR.

OPPONENTS

IN THE PAST

STANLEY CUP PLAYOFFS

MEDIA INFORMATION

PLAYER	GP	G-A	PTS	+/-	PIM
Denis Potvin	79	21-55	76	+27	105
Bill Harris	80	25-37	62	+3	34
Bob Nystrom	76	27-28	55	+17	122
Jean-Paul Parise	79	23-32	55		62
Ed Westfall	73	22-33	55	+19	28
Jude Drouin	78	18-36	54	-11	22
with Minnesota	38	4-18	22	-19	16
with ISLANDERS	40	14-18	32	+8	6
Garry Howatt	77	18-30	48	+32	121
Clark Gillies	80	25-22	47	-4	66
Andre St. Laurent	78	14-27	41	+22	60
Ralph Stewart	70	16-24	40	-8	12
Bob Bourne	77	16-23	39	+10	12

PLAYER	GP	G-A	PTS	+/-	PIM
Jean Potvin	73	9-24	33	-2	59
Bert Marshall	77	2-28	30	+18	58
Bill MacMillan	69	13-12	25	Even	12
Dave Lewis	78	5-14	19	+8	98
Dave Fortier	65	6-12	18	+13	79
Gerry Hart	71	4-14	18	+28	143
Lorne Henning	60	5-6	11	+7	6
Doug Rombough	28	5-6	11	+6	6
Ernie Hicke	20	2-6	8	+7	40
Craig Cameron	37	1-6	7	-6	4
Walt Ledingham	2	0-1	1	-3	0
Tom Miller	1	0-0	0	Even	0
Bill Smith	58	0-0	0	Goalie	21

GOALTENDER	GP	MINS	GAA	W	L	T	EN	SO	GA	SA	SV%
Glenn Resch	25	1432	2.47	12	7	5	3	3	59	701	.916
Bill Smith	58	3368	2.78	21	18	17	3	3	156	1,067	.908

GAME	DATE	OPPONENT	RESULTS	SCORE	RECORD
1	Oct.9	at MTL	T	5-5	0-0-1
2	Oct.12	K.C.	W	6-2	1-0-1
3	Oct.15	MTL	W	6-3	2-0-1
4	Oct.19	NYR	L	2-4	2-1-1
5	Oct.20	at WSH	W	5-0	3-1-1
6	Oct.22	ATL	W	2-1	4-1-1
7	Oct.26	MIN	W	4-0	5-1-1
8	Oct.29	CGY	W	10-1	6-1-1
9	Oct.30	at NYR	T	1-1	6-1-2
10	Nov.2	BOS	W	3-2	7-1-2
11	Nov.3	at PHI	L	1-3	7-2-2
12	Nov.5	PHI	T	4-4	7-2-3
13	Nov.6	at ATL	L	1-2	7-3-3
14	Nov.9	at STL	L	2-4	7-4-3
15	Nov.13	at PIT	L	2-8	7-5-3
16	Nov.15	at K.C.	L	2-4	7-6-3
17	Nov.16	at DET	L	3-5	7-7-3
18	Nov.19	PIT	W	4-3	8-7-3
19	Nov.20	at CHI	T	4-4	8-7-4
20	Nov.22	TOR	W	6-0	9-7-4
21	Nov.23	VAN	T	3-3	9-7-5
22	Nov.27	at L.A.	T	3-3	9-7-6
23	Nov.29	at CAL	T	3-3	9-7-7
24	Nov.30	at VAN	L	0-3	9-8-7
25	Dec.5	TOR	T	3-3	9-8-8
26	Dec.7	K.C.	W	4-1	10-8-8
27	Dec.8	at PHI	L	2-3	10-9-8
28	Dec.10	STL	W	3-2	11-9-8
29	Dec.14	L.A.	W	3-0	12-9-8
30	Dec.15	at BOS	L	2-5	12-10-8
31	Dec.17	at STL	L	4-8	12-11-8
32	Dec.18	at BUF	L	2-3	12-12-8
33	Dec.21	CHI	T	3-3	12-12-9
34	Dec.22	at K.C.	W	5-2	13-12-9
35	Dec.26	at ATL	L	1-2	13-13-9
36	Dec.28	at TOR	L	1-3	13-14-9
37	Dec.29	at WSH	W	7-0	14-14-9
38	Jan.2	WSH	W	5-2	15-14-9
39	Jan.4	NYR	L	3-5	15-15-9
40	Jan.7	TOR	W	5-3	16-15-9

GAME	DATE	OPPONENT	RESULTS	SCORE	RECORD
41	Jan.9	at PHI	W	3-1	17-15-9
42	Jan.11	ATL	T	2-2	17-15-10
43	Jan.12	at TOR	L	3-4	17-16-10
44	Jan.14	STL	T	3-3	17-16-11
45	Jan.18	DET	W	5-1	18-16-11
46	Jan.23	at CHI	L	1-3	18-17-11
47	Jan.25	L.A.	T	5-5	18-17-12
48	Jan.28	MIN	W	6-2	19-17-12
49	Jan.29	at MIN	W	4-3	20-17-12
50	Feb.1	at DET	W	4-1	21-17-12
51	Feb.2	at CHI	T	1-1	21-17-13
52	Feb.6	BUF	T	2-2	21-17-14
53	Feb.8	WSH	W	5-1	22-17-14
54	Feb.9	at BOS	L	1-5	22-18-14
55	Feb.11	PIT	W	2-1	23-18-14
56	Feb.12	at MIN	W	4-2	24-18-14
57	Feb.15	PHI	T	1-1	24-18-15
58	Feb.16	at PIT	L	2-3	24-19-15
59	Feb.18	BUF	L	2-3	24-20-15
60	Feb.21	VAN	L	1-4	24-21-15
61	Feb.22	at MTL	W	7-6	25-21-15
62	Feb.25	STL	W	3-0	26-21-15
63	Mar.1	CAL	W	6-1	27-21-15
64	Mar.2	at BUF	T	3-3	27-21-16
65	Mar.6	at L.A.	T	2-2	27-21-17
66	Mar.8	at VAN	W	7-5	28-21-17
67	Mar.9	at CAL	L	2-4	28-22-17
68	Mar.11	DET	L	2-4	28-23-17
69	Mar.12	at NYR	L	3-5	28-24-17
70	Mar.15	BOS	W	3-1	29-24-17
71	Mar.18	VAN	T	4-4	29-24-18
72	Mar.19	at K.C.	W	3-1	30-24-18
73	Mar.22	CHI	W	4-2	31-24-18
74	Mar.23	at MIN	T	3-3	31-24-19
75	Mar.25	MTL	T	3-3	31-24-20
76	Mar.29	NYR	W	6-4	32-24-20
77	Mar.30	at ATL	T	2-2	32-24-21
78	Apr.1	ATL	T	2-2	32-24-22
79	Apr.5	PHI	L	1-4	32-25-22
80	Apr.6	at NYR	W	6-4	33-25-22

1973-74 NY ISLANDERS • 19-41-18 (56 PTS) • HEAD COACH - AL ARBOUR

PLAYER	GP	G-A	PTS	+/-	PIM
Denis Potvin	77	17-37	54	-17	175
Bill Harris	78	23-27	50	-11	34
Ralph Stewart	67	23-20	43	-7	4
Ed Westfall	68	19-23	42	-5	28
Bob Nystrom	77	21-20	41	-17	118
Craig Cameron	78	15-14	29	-15	28
Jean Potvin	78	5-23	28	-26	100
Lorne Henning	60	12-15	27	-7	6
Germain Gagnon	62	8-14	22	+9	8
Brian Spencer	54	5-16	21	-16	65
Doug Rombough	58	9-10	19	+3	35
with Buffalo	46	6-9	15	+2	27
with ISLANDERS	12	3-1	4	+1	8
Garry Howatt	78	6-11	17	-13	204
Dave Lewis	68	2-15	17	-7	58

PLAYER	GP	G-A	PTS	+/-	PIM
Andre St. Laurent	42	5-9	14	+1	18
Ernie Hicke	55	6-7	13	-19	26
Bill MacMillan	55	4-9	13	-6	16
Dave Hudson	63	2-10	12	-6	7
Gerry Hart	70	1-10	11	-17	61
Bert Marshall	69	1-7	8	+6	84
Tom Miller	19	2-1	3	-3	4
Bob Cook	22	2-1	3	Even	4
Victor Teal	1	0-0	0	-1	0
Brian Marchinko	6	0-0	0	Even	0
Bryan Lefley	7	0-0	0	-1	0
Neil Nicholson	8	0-0	0	+2	0
Gerry Desjardins	36	0-0	0	Goalie	0
Glenn Resch	2	0-0	0	Goalie	0
Bill Smith	46	0-0	0	Goalie	11

GOALTENDER	GP	MINS	GAA	W	L	T	EN	SO	GA	SA	SV%
Glenn Resch	2	120	3.00	1	1	0	0	0	6	57	.895
Bill Smith	46	2615	3.07	9	23	12	5	0	134	1,300	.897
Gerry Desjardins	36	1945	3.12	23	17	6	1	0	101	1,028	.902

GAME	DATE	OPPONENT	RESULTS	SCORE	RECORD
1	Oct.10	at ATL	T	1-1	0-0-1
2	Oct.13	PHI	L	0-6	0-1-1
3	Oct.14	at BOS	L	2-3	0-2-1
4	Oct.16	L.A.	T	4-4	0-2-2
5	Oct.20	BUF	L	1-2	0-3-2
6	Oct.21	at CHI	T	3-3	0-3-3
7	Oct.25	MIN	T	1-1	0-3-4
8	Oct.27	NYR	W	3-2	1-3-4
9	Oct.28	at BUF	L	2-5	1-4-4
10	Nov.1	TOR	T	2-2	1-4-5
11	Nov.3	BOS	W	6-4	2-4-5
12	Nov.7	at PIT	T	1-1	2-4-6
13	Nov.10	at TOR	T	3-3	2-4-7
14	Nov.11	at NYR	L	2-5	2-5-7
15	Nov.14	at DET	L	3-4	2-6-7
16	Nov.17	at STL	L	0-4	2-7-7
17	Nov.20	TOR	L	2-4	2-8-7
18	Nov.22	DET	W	5-3	3-8-7
19	Nov.24	at DET	L	4-6	3-9-7
20	Nov.27	ATL	W	4-2	4-9-7
21	Dec.1	PHI	L	1-2	4-10-7
22	Dec.2	at BOS	L	3-5	4-11-7
23	Dec.4	STL	L	1-3	4-12-7
24	Dec.6	MTL	L	2-4	4-13-7
25	Dec.8	at MTL	L	1-3	4-14-7
26	Dec.11	CAL	W	6-3	5-14-7
27	Dec.13	at L.A.	L	2-3	5-15-7
28	Dec.15	CHI	T	3-3	5-15-8
29	Dec.16	at PHI	L	0-4	5-16-8
30	Dec.18	VAN	T	2-2	5-16-9
31	Dec.22	at STL	W	4-2	6-16-9
32	Dec.23	MTL	T	1-1	6-16-10
33	Dec.26	at MIN	L	0-1	6-17-10
34	Dec.28	at CAL	T	4-4	6-17-11
35	Dec.29	at VAN	W	4-3	7-17-11
36	Jan.2	at CHI	L	1-5	7-18-11
37	Jan.3	VAN	W	3-2	8-18-11
38	Jan.5	BOS	L	2-6	8-19-11
39	Jan.8	L.A.	L	1-3	8-20-11

GAME	DATE	OPPONENT	RESULTS	SCORE	RECORD
40	Jan.10	at MTL	L	3-8	8-21-11
41	Jan.12	at MIN	W	4-3	9-21-11
42	Jan.15	ATL	W	4-3	10-21-11
43	Jan.19	BUF	T	2-2	10-21-12
44	Jan.22	CAL	W	4-3	11-21-12
45	Jan.26	BOS	L	0-4	11-22-12
46	Jan.27	at CHI	W	4-2	12-22-12
47	Jan.31	at L.A.	W	4-2	13-22-12
48	Feb.2	at VAN	T	2-2	13-22-13
49	Feb.3	at CAL	L	2-4	13-23-13
50	Feb.5	MIN	W	6-2	14-23-13
51	Feb.6	at NYR	L	0-6	14-24-13
52	Feb.9	PIT	L	2-3	14-25-13
53	Feb.12	ATL	L	1-4	14-26-13
54	Feb.14	at STL	T	2-2	14-26-14
55	Feb.16	CHI	L	0-4	14-27-14
56	Feb.19	MTL	W	5-3	15-27-14
57	Feb.24	at DET	L	3-5	15-28-14
58	Feb.26	VAN	T	1-1	15-28-15
59	Feb.28	TOR	L	4-6	15-29-15
60	Mar.2	at TOR	L	2-5	15-30-15
61	Mar.3	at BUF	L	3-4	15-31-15
62	Mar.5	PIT	L	1-2	15-32-15
63	Mar.9	DET	L	1-3	15-33-15
64	Mar.10	at NYR	L	2-4	15-34-15
65	Mar.12	PHI	L	1-2	15-35-15
66	Mar.14	at TOR	L	1-2	15-36-15
67	Mar.16	NYR	L	1-3	15-37-15
68	Mar.17	at MTL	L	2-4	15-38-15
69	Mar.19	STL	W	5-1	16-38-15
70	Mar.20	at PIT	T	1-1	16-38-16
71	Mar.23	BUF	T	1-1	16-38-17
72	Mar.24	at ATL	W	6-4	17-38-17
73	Mar.27	at CAL	T	2-2	17-38-18
74	Mar.28	at L.A.	L	1-4	17-39-18
75	Mar.30	at VAN	L	2-4	17-40-18
76	Apr.2	PIT	W	3-2	18-40-18
77	Apr.4	at PHI	L	0-4	18-41-18
78	Apr.6	MIN	W	4-2	19-41-18

OPPONENTS

IN THE PAST

STANLEY CUP PLAYOFFS

MEDIA INFORMATION

1972-73 NY ISLANDERS • 12-60-6 (30 PTS) • HEAD COACH - PHIL GOYETTE/EARL INGARFIELD

OPPONENTS

IN THE PAST

STANLEY CUP PLAYOFFS

MEDIA INFORMATION

PLAYER	GP	G-A	PTS	+/-	PIM
Bill Harris	78	28-22	50	-45	35
Ed Westfall	67	15-31	46	-42	25
Germain Gagnon	63	12-29	41	-24	31
Brian Spencer	78	14-24	38	-47	90
Ernie Hicke	59	14-23	37	-2	37
with Atlanta	58	14-23	37	-2	37
with ISLANDERS	1	0-0	0	Even	0
Craig Cameron	72	19-14	33	-37	27
Dave Hudson	69	12-19	31	-39	17
Tom Miller	69	13-17	30	-30	21
Lorne Henning	63	7-19	26	-27	14
Terry Crisp	52	4-16	20	-21	6
Bob Cook	46	11	7	-21	18
with Detroit	13	3-1	4	-11	4
with ISLANDERS	33	8-6	14	-9	14
Don Blackburn	56	7-10	17	-33	20
Jean Potvin	45	3-12	15	-4	22
with Philadelphia	35	3-9	12	-1	10
with ISLANDERS	10	0-3	3	-3	12
Ralph Stewart	31	4-10	14	-12	4

PLAYER	GP	G-A	PTS	+/-	PIM
Jim Mair	49	2-11	13	-36	41
Brian Lavender	42	6-6	12	-42	47
Arnie Brown	48	4-8	12	-48	27
Gerry Hart	47	1-11	12	-17	158
Bill Mikkelsen	72	1-10	11	-53	45
Bryan Lefley	62	3-7	10	-39	56
Brian Marchinko	36	2-6	8	-10	0
Ron Stewart	33	2-3	5	-17	4
with NY Rangers	11	0-1	1	Even	0
with ISLANDERS	22	2-2	4	-17	4
Ken Murray	39	0-4	4	-23	59
Neil Nicholson	30	2-1	3	-22	23
Richard Grenier	10	1-1	2	-2	2
Bob Nystrom	11	1-1	2	-11	10
Ron Smith	11	1-1	2	-7	14
Garry Howatt	8	0-1	1	-5	18
Gerry Gray	1	0-0	0	Goalie	0
Dave Pulkkinen	2	0-0	0	-1	0
Bill Smith	38	0-0	0	Goalie	42
Gerry Desjardins	44	0-0	0	Goalie	9

GOALTENDER	GP	MINS	GAA	W	L	T	EN	SO	GA	SA	SV%
Gerry Desjardins	44	2498	4.68	5	35	3		0	195	1,456	.866
Bill Smith	38	2122	4.16	7	24	3		0	147	1,207	.878
Gerry Gray	1	60	5.00	0	1	0		0	5	34	.853

GAME	DATE	OPPONENT	RESULTS	SCORE	RECORD
1	Oct. 7	ATL	L	2-3	0-1-0
2	Oct. 12	L.A.	W	3-2	1-1-0
3	Oct. 14	BOS	L	4-7	1-2-0
4	Oct. 17	PIT	L	0-5	1-3-0
5	Oct. 21	NYR	L	1-2	1-4-0
6	Oct. 24	MTL	L	3-4	1-5-0
7	Oct. 28	CHI	T	4-4	1-5-1
8	Oct. 29	at BOS	L	1-9	1-6-1
9	Nov. 1	at CAL	W	6-2	2-6-1
10	Nov. 3	at VAN	L	2-7	2-7-1
11	Nov. 4	at L.A.	L	2-9	2-8-1
12	Nov. 8	at CHI	L	1-6	2-9-1
13	Nov. 11	at MIN	L	0-3	2-10-1
14	Nov. 14	MTL	L	2-7	2-11-1
15	Nov. 16	at ATL	L	0-4	2-12-1
16	Nov. 18	BOS	L	3-7	2-13-1
17	Nov. 21	CAL	W	4-2	3-13-1
18	Nov. 22	at PHI	L	3-5	3-14-1
19	Nov. 25	at PIT	T	2-2	3-14-2
20	Nov. 26	at BUF	L	2-9	3-15-2
21	Nov. 28	BUF	L	2-7	3-16-2
22	Dec. 2	DET	L	1-4	3-17-2
23	Dec. 3	at BOS	L	1-5	3-18-2
24	Dec. 5	L.A.	L	1-6	3-19-2
25	Dec. 9	NYR	L	1-4	3-20-2
26	Dec. 10	at NYR	L	1-4	3-21-2
27	Dec. 12	STL	T	4-4	3-21-3
28	Dec. 13	at PIT	L	1-9	3-22-3
29	Dec. 16	PHI	L	1-2	3-23-3
30	Dec. 17	at ATL	L	0-4	3-24-3
31	Dec. 20	at MTL	L	2-4	3-25-3
32	Dec. 21	VAN	T	4-4	3-25-4
33	Dec. 23	MIN	W	4-2	4-25-4
34	Dec. 27	at L.A.	L	1-4	4-26-4
35	Dec. 29	at CAL	L	2-5	4-27-4
36	Dec. 30	at VAN	L	2-5	4-28-4
37	Jan. 2	ATL	L	1-6	4-29-4
38	Jan. 3	at BUF	L	1-4	4-30-4
39	Jan. 6	DET	L	0-4	4-31-4

GAME	DATE	OPPONENT	RESULTS	SCORE	RECORD
40	Jan. 7	at DET	L	0-4	4-32-4
41	Jan. 9	L.A.	L	2-3	4-33-4
42	Jan. 10	at TOR	L	2-4	4-34-4
43	Jan. 13	at MIN	L	1-8	4-35-4
44	Jan. 14	STL	L	1-2	4-36-4
45	Jan. 16	MIN	L	0-1	4-37-4
46	Jan. 18	at BOS	W	9-7	5-37-4
47	Jan. 20	at STL	L	1-5	5-38-4
48	Jan. 23	CAL	W	8-1	6-38-4
49	Jan. 24	at MTL	L	1-6	6-39-4
50	Jan. 26	at VAN	L	1-5	6-40-4
51	Jan. 31	at TOR	L	3-5	6-41-4
52	Feb. 1	CHI	L	3-5	6-42-4
53	Feb. 3	BUF	T	1-1	6-42-5
54	Feb. 4	at BUF	L	1-5	6-43-5
55	Feb. 6	TOR	W	4-2	7-43-5
56	Feb. 7	at NYR	L	0-6	7-44-5
57	Feb. 10	NYR	L	0-6	7-45-5
58	Feb. 13	at PHI	L	2-8	7-46-5
59	Feb. 14	at CHI	L	2-4	7-47-5
60	Feb. 17	at TOR	L	2-6	7-48-5
61	Feb. 18	at NYR	L	2-3	7-49-5
62	Feb. 20	PIT	L	0-4	7-50-5
63	Feb. 22	at PIT	L	1-2	7-51-5
64	Feb. 24	DET	W	4-2	8-51-5
65	Feb. 27	CHI	L	3-5	8-52-5
66	Mar. 3	VAN	W	9-3	9-52-5
67	Mar. 4	at DET	L	1-5	9-53-5
68	Mar. 6	MTL	L	2-3	9-54-5
69	Mar. 8	TOR	L	2-4	9-55-5
70	Mar. 10	at STL	L	4-5	9-56-5
71	Mar. 11	at MIN	L	1-2	9-57-5
72	Mar. 13	BOS	L	0-3	9-58-5
73	Mar. 17	STL	W	6-4	10-58-5
74	Mar. 20	CAL	W	6-3	11-58-5
75	Mar. 24	PHI	W	3-2	12-58-5
76	Mar. 27	BUF	L	2-3	12-59-5
77	Mar. 31	at PHI	L	2-10	12-60-5
78	Apr. 1	at ATL	T	4-4	12-60-6

TEAM RECORDS – SEASON

Most Points:	118	1981-82
Most Points, Home:	70	1981-82
Most Points, Road:	53	1980-81
		1976-77
Fewest Points:	30	1972-73
Fewest Points, Home (24 games):	23	1994-95***
		2012-13***
Fewest Points, Home (39 games):	24	1972-73
Fewest Points, Home (41 games):	26	1999-00
		2000-01
Fewest Points, Road (39 games):	6	1972-73
Fewest Points, Road (41 games):	20	1995-96
Most Victories:	54	1981-82
Most Victories, Home:	33	1981-82
Most Victories, Road:	25	1980-81
Fewest Victories (78 games):	12	1972-73
Fewest Victories (82 games):	21	2000-01
Fewest Victories, Home:	10	1972-73
		1999-00
		1994-95***
		2012-13***
Fewest Victories, Road (39 games):	2	1972-73
Fewest Victories, Road (41 games):	8	1995-96
Most Losses:	60	1972-73
Most Losses, Home:	28	2000-01
Most Losses, Road:	35	1972-73
Fewest Losses:	15	1978-79
Fewest Losses, Home:	3	1981-82
		1978-79
		1977-78
Fewest Losses, Road:	6	2012-13***
		1976-77
Most Ties:	22^	1974-75
Most Ties, Home:	12^	1974-75
Most Ties, Road:	10^	1974-75
Fewest Ties:	4^	1983-84
Fewest Ties, Home:	1^	1983-84
Fewest Ties, Road:	2^	1994-95***
		1988-89
		1972-73
Most OT Wins:	7	2010-11
		2017-18

Most OT Wins, Home:	4	2017-18
Most OT Wins, Road:	6	2015-16
Most OT Losses:	8	1984-85
		2016-17
Most OT Losses, Home:	5	2006-07
		2016-17
Most OT Losses, Road:	6	2010-11
Most Shutouts:	11	2018-19
Fewest Shutouts:	0	1990-91
		1988-89
		1981-82
		1973-74
		1972-73
Most Times Shut Out:	11	1972-73
Fewest Times Shut Out:	0	1980-81
		1978-79
		1975-76
Most Shootouts:	15	2013-14
Most Shootout Wins:	9	2005-06
		2013-14
Most Shootout Losses:	6	2014-15
		2013-14
		2010-11
		2009-10
Most Goals:	385	1981-82
Fewest Goals:	126	1994-95***
		1972-73
Most Goals Against:	347	1972-73
Fewest Goals Against:	139	2012-13***
		1975-76
Most Assists:	652	1981-82
Fewest Assists:	198	1994-95***
		1973-74
		1972-73
Most Total Points:	1037	1981-82
Fewest Total Points:	324	1994-95***
		1972-73
Most Hat Tricks:	13	1980-81
Most Power Play Goals:	93	1980-81
Fewest Power Play Goals:	28	1994-95***
		1972-73
Most Power Play Goals Against:	103	1988-89

Fewest Power Play Goals Against:	28	2012-13***
		2016-17
Most Shorthanded Goals:	19	1980-81
Fewest Shorthanded Goals:	2	1972-73
		2012-13***
Most Shorthanded Goals Against:	16	1997-98
Fewest Shorthanded Goals Against:	0	2012-13***
		2018-19
Most Penalty Minutes:	1831	1986-87
Fewest Penalty Minutes:	461	2012-13***
		2017-18
Most Shots On Goal:	2771	2014-15
Fewest Shots On Goal:	1357	1994-95***
		1972-73
Most Shots On Goal Against:	2918	2017-18
Fewest Shots On Goal Against:	1352	2012-13***
		1977-78
Most 20-Or-More-Goal Scorers:	9	1975-76
Most 30-Or-More-Goal Scorers:	6**	1977-78
Most 40-Or-More-Goal Scorers:	3	1991-92
		1984-85
Most 50-Or-More-Goal Scorers:	2	1981-82
Most Penalty Shots:	10	2010-11
		(4 for, 6 against)
Largest Shot Differential:	+450	2014-15
Lowest Goals Against Average:	2.33	2018-19

*NHL Record **Tied NHL Record *** 48 Game Season
 ^ TIES WERE ELIMINATED STARTING IN THE 2005-06 SEASON

TEAM RECORDS – SEASON

Most Points in a Month:	26	
		(November, 1980) 12-1-2
Most Points in October:	22	
		(1982) 11-2-0
Most Points in November:	26	
		(1980) 12-1-2
Most Points in December:	23	
		(1978) 10-1-3
Most Points in January:	21	
		(1980) 10-4-1
Most Points in February:	25	
		(1982) 12-1-1
Most Points in March:	24	
		(1982) 11-1-2
Most Points in April:	20***	
		(2013) 8-1-4
		13
		(2002) 6-1-1
		(1998) 6-3-1

Most Wins in a Month:	12	
		(November 1980 & February 1982)
Most Wins in October:	11	(1982)
Most Wins in November:	12	(1980)
Most Wins in December:	10	(1978, 1983, 2003)
Most Wins in January:	10	(1980)
Most Wins in February:	12	(1982)
Most Wins in March:	11	(1982)
Most Wins in April:	8	(2013)***
		6 (1998, 2002)
Most Losses in a Month:	13	(January 1973)
Most Losses in October:	9	(1990)
Most Losses in November:	12	(1989)
Most Losses in December:	12	(1972)
Most Losses in January:	13	(1973)
Most Losses in February:	11	(1973)
Most Losses in March:	12	(1996)
Most Losses in April:	9	(1995)***
		6 (1989)

*NHL Record **Tied NHL Record *** 48 Game Season
 ^ TIES WERE ELIMINATED STARTING IN THE 2005-06 SEASON

OPPONENTS

IN THE PAST

STANLEY CUP PLAYOFFS

MEDIA INFORMATION

TEAM RECORDS – GAME

Most Goals: 11	at Toronto3/3/84
	vs. Pittsburgh12/20/83
Most Goals Against: 11	at Calgary2/25/81
Most Goals Against, Home: 9	vs. Los Angeles, 6-910/20/81
Most Goals, Both Clubs: 17	at Toronto, 11-63/3/84
	vs. Quebec, 10-712/15/81
	at Toronto, 7-1010/14/78
Greatest Winning Margin: 9	vs. Pittsburgh, 9-01/9/86
	vs. Pittsburgh, 9-010/14/82
	vs. Toronto, 10-13/4/82
	at Chicago, 9-012/21/80
	vs. Vancouver, 9-01/2/79
	vs. Atlanta, 9-011/1/77
	vs. California, 10-110/28/74
Greatest Losing Margin: 9	at Carolina, 0-94/7/09
Greatest Losing Margin, Home: 7	vs. Vancouver, 8-11/14/06
	vs. New Jersey, 8-110/23/90
	vs. Winnipeg, 8-111/1/88
	vs. Philadelphia, 0-72/18/13
Highest Tie Score: 8-8	vs. Minnesota11/23/82
	vs. Edmonton3/3/81
Most Assists: 20	vs. NY Rangers11/17/84
Most Total Points: 30	vs. NY Rangers11/17/84
	vs. Pittsburgh12/20/83
Most Points, Both Clubs: 49	at Toronto (10-18-28)	
	Islanders (7-14-21)10/14/78
Most Shots: 60	vs. Carolina10/25/08
Most Shots, Road: 57	at Ottawa11/1/13
Most Shots Against: 60	at Philadelphia11/22/72
Most Shots Against (OT): 61	at Toronto11/23/09
Most Shots Against (HOME): 52	vs. New Jersey10/23/90

Most Shots Against (HOME - OT): 54	vs. Philadelphia3/29/08
Most Shots, Both Clubs: 95	at Boston (44)	
	Islanders (51)1/28/06
Fewest Shots: 10	at Carolina3/26/00
Fewest Shots Against: 10	vs. Atlanta2/16/08
	at Buffalo2/8/15
Fewest Shots, Both Clubs: 32	at Philadelphia (21)	
	Islanders (11)1/26/98
Most Penalty Minutes: 183	vs. Pittsburgh2/11/11
Most Penalty Minutes, Both Clubs: 346	vs. Pittsburgh (163)	
	Islanders (183)2/11/11
Most Penalties: 34	vs. Pittsburgh2/11/11
Most Penalties by Opponent: 31	vs. Pittsburgh2/11/11
Fewest Penalty Minutes, Both Clubs: 0	vs. Hartford1/26/80
	at Buffalo2/4/73
	vs. Toronto2/28/13
	vs. Buffalo11/1/15
Most Power Plays: 12	vs. Los Angeles10/26/93
	at Atlanta11/16/05
Most Power Plays Allowed: 13	at Carolina3/26/00
	at Ottawa1/30/99
Most Power Plays, Both Clubs: 23	at Los Angeles10/26/93
Fewest Power Plays, Both Clubs: 0	at Boston4/7/01
	vs. Hartford1/26/80
	at Buffalo2/4/73
	vs. Toronto2/28/13
	vs. Buffalo11/1/15
	at Carolina1/14/17
Most Consecutive Goals For: 9	vs. Atlanta11/1/77
	vs. Vancouver1/2/79
	at Chicago12/21/80
	vs. Pittsburgh10/14/82
	vs. Pittsburgh1/9/86

Most Consecutive Goals Against: 10	at Philadelphia3/31/73
Most Unanswered Goals For: 15	vs. PIT-vs. DET 1/9/86 - 1/11/86	
Most Unanswered Goals Against: 13	vs. TOR-at NYR-vs. NYR 2/6/73 - 2/10/73	
Most Penalty Shots for: 1		
Most Penalty Shots, against: 1		
Most Penalty Shots, both clubs: 2	vs. Buffalo3/4/00
	(Satan vs. Weekes - Failed)	
	(Jokinen vs. Hasek - Scored)	
Longest shootout: 13 rounds	at Tampa Bay3/28/14
Most Power Play Goals: 5	vs. Quebec1/24/81
Most Power Play Goals Against: 5	at Pittsburgh12/30/99
	at Hartford3/14/95
	vs. Pittsburgh12/23/91
	at Pittsburgh2/6/90
	vs. Buffalo11/7/81
	at NY Rangers2/24/80
	at Chicago12/23/79
	at Toronto10/14/78
Most Power Play Goals, Both Clubs: 9	at Toronto (5)	
	Islanders (4)1/14/78
Most Shorthanded Goals For: 3	at Carolina1/22/08
	(Sillinger, Park, Sillinger)	
	vs. Ottawa3/2/00
	(Scatchard, Watt, Jokinen)	
	vs. Washington12/22/83
	(Tonelli, Goring, Kallur)	
Most Shorthanded Goals Against: 3	vs. Philadelphia4/2/96
Most Shorthanded Goals, Both Clubs: 4	at Buffalo (2)	
	Islanders (2)10/7/17

TEAM RECORDS – PERIOD

Most Goals: 7	vs. NY Rangers12/23/78
	at Vancouver3/10/14
Most Goals Against: 8	at Philadelphia3/31/73
Most Goals, Both Clubs: 9	at Washington (6)	
	Islanders (3)11/23/88
	at St. Louis (4)	
	Islanders (5)3/12/85
	at Philadelphia (8)	
	Islanders (1)3/31/73
Most Assists: 13	vs. NY Rangers12/23/78
Most Points: 20	vs. NY Rangers12/23/78
Most Power Play Goals: 4	vs. Detroit2/9/18
Most Power Play Goals Against: 4	at Pittsburgh12/30/99
	at Pittsburgh2/6/90
Most Power Play Goals, Both Clubs: 5	vs. Detroit2/9/18

	at Pittsburgh12/30/99
Most Shorthanded Goals: 2 (20 Times)		
Most Recently:	vs. Buffalo10/7/17
	vs. Toronto2/27/14
	at NY Rangers12/20/13
	at Tampa Bay3/22/11
	at NY Rangers11/4/08
Most Shorthanded Goals Against: 2 (10 Times)		
Most Recently:	vs. Buffalo10/7/17
	at Atlanta12/5/07
	at Buffalo3/30/07
	vs. Philadelphia4/18/06
	at Toronto12/19/05
Most Shorthanded Goals - Both Clubs: 4	vs. Buffalo10/7/17
Most Shots: 29	vs. Florida3/2/08
Most Shots Against: 27	at St. Louis12/29/84
Most Shots - Both Clubs: 40	vs. Pittsburgh12/5/78

Fewest Shots: 0	vs. Tampa Bay2/15/94
	at NY Rangers2/25/79
Fewest Shots Against: 1 (11 Times)		
Most Recently:	At Anaheim11/10/10
	vs. New Jersey1/23/10
	vs. Carolina11/22/06
	at Buffalo10/10/02
	vs. Toronto11/30/00
	vs. Calgary10/14/00
Most Penalties: 20	vs. Pittsburgh2/11/11
Most Penalties - Opponent: 20	vs. Pittsburgh2/11/11
Most Penalties - Both Clubs: 40	vs. Pittsburgh2/11/11
Most Penalty Minutes: 108	vs. Pittsburgh2/11/11
Most Penalty Minutes - Opponent: 105	vs. Pittsburgh2/11/11
Most Penalty Minutes - Both Clubs: 213	vs. Pittsburgh2/11/11

FASTEST GOALS

Start Of Season: 1:01
 Dave Scatchard at Buffalo10/10/02

Start Of Game: **0:05
 Bryan Trottier at Boston3/22/84

Start of Game Against: 0:08
 Alexander Semin at Washington11/11/09

Start of Game, Fastest Two by One Player: 0:41
 John Tonelli at Edmonton12/5/84

Start of Game, Fastest Two Against: :31
 Justin Williams (:16), Michael Handzus (:31)
 vs. Philadelphia10/26/02

Start of Period: 0:05
 Bryan Trottier at Boston3/22/84

Start of Period Against: 0:07
 Alexandre Daigle vs. Ottawa1/24/95

Start of Period, Fastest Two: 0:31
 Roger Kortko, Bob Bourne at Detroit2/22/86

Start of Period, Fastest Two Against: 0:30
 Mike Gartner/Bengt Gustafsson at Washington 1/27/80

Start of Period, Fastest Two - Both Clubs: 0:29
 Randy Wood, Mark Recchi vs. Pittsburgh10/15/91

Start of Period, Fastest Two by One Player: 0:41
 John Tonelli at Edmonton12/5/84

Start of Period, Fastest Three: 2:46
 Duane Sutter, John Tonelli, Bryan Trottier
 vs. Pittsburgh1/26/82

Start of Period, Fastest Three Against: 0:58
 Mike Gartner, Bengt Gustafsson, Grant Mulvey
 at Washington1/24/86

Earliest Power-Play Goal For: 0:16
 Bryan Trottier vs. Philadelphia 1/10/77

Earliest Power-Play Goal Against: 0:17
 Joe Pavelski vs. San Jose 10/29/11

Fastest Two Goals: 0:03
 Anders Lee (19:33), Nikolay Kulemin (19:36)
 3rd Period vs. Pittsburgh11/30/16

Fastest Two Goals Against: 0:05
 Kris King (19:44), James Patrick (19:49)
 3rd Period at NY Rangers 10/9/91

Fastest Two Goals By An Individual: 0:08
 Pat LaFontaine vs. Chicago2/16/85

Fastest Two Goals By An Individual, Against: 0:05
 Nathan Gerbe at Buffalo1/21/11

Fastest Three Goals: 0:27
 Denis Potvin (15:15), Bryan Trottier (15:25),
 Bob Bourne (15:42)
 3rd Period at NY Rangers 10/23/83

Fastest Three Goals Against: 0:41
 Craig Ramsay (1:36), Lindy Ruff (1:48),
 John van Boxmeer (2:17)
 1st Period vs. Buffalo 10/26/80

Fastest Three Goals - Both Clubs: 0:24
 Craig Laughlin (5:45), John Tonelli (5:58),
 Greg Gilbert (6:09)
 at Washington 1/27/80

Fastest Three Goals By An Individual: 1:18
 Derek King vs. Pittsburgh 10/15/91

Fastest Three Goals, Defenseman: *3:21
 Denis Potvin at Toronto 10/14/78

Fastest Four Goals: 1:38
 John Tonelli (2:30), Bryan Trottier (2:46 & 3:31),
 Duane Sutter (4:08)
 1st Period vs. Pittsburgh1/26/82

Fastest Four Goals Against: 2:07
 Stephen Leach (10:04), Jiri Slegr (11:13),
 Jaromir Jagr (11:44), Tyler Wright (12:11)
 2nd Period vs. Pittsburgh 3/21/00

Fastest Four Goals - Both Clubs: 1:01
 Dwight King (17:07, 17:32), Jake Muzzei (17:51),
 Anders Lee (18:08)
 at Los Angeles11/23/16

Fastest Five Goals: 2:37
 Duane Sutter (1:31), John Tonelli (2:30),
 Bryan Trottier (2:46 & 3:31), Duane Sutter (4:08)
 1st Period vs. Pittsburgh 1/26/82

Fastest Five Goals Allowed: 5:07
 Willi Plett (11:45), Don Lever (13:20), Bob MacMillan
 (13:51, 14:55), Jim Peplinski (16:52)
 at Calgary2/25/81

Fastest Five Goals - Both Clubs: 2:37
 Duane Sutter (1:31), John Tonelli (2:30),
 Bryan Trottier (2:46 & 3:31), Duane Sutter (4:08)
 1st Period vs. Pittsburgh 1/26/82

Fastest Two Shorthanded Goals: 0:17
 Bob Bourne (16:09), Anders Kallur (16:26)
 1st Period vs. Winnipeg 12/16/80

Fastest Two Shorthanded Goals against: 0:40
 Simon Gagne (19:07), Handzus (19:47)
 3rd Period vs. Philadelphia 4/18/06

Fastest Two Shorthanded Goals by One Player: 0:48
 Michael Grabner (15:53 & 16:41) vs. Toronto . . 2/27/14

*NHL Record **Ties NHL Record

STREAKS

OPPONENTS

IN THE PAST

STANLEY CUP PLAYOFFS

MEDIA INFORMATION

Longest Winning Streak: 15

Began 1/21/82 vs. Pittsburgh (6-1) 1981-82
 Ended 2/21/82 at Pittsburgh (3-4)

Longest Winning Streak, Home: 14

Began 1/2/82 vs. Chicago (5-3) 1981-82
 Ended 2/27/82 vs. Quebec (5-5)

Longest Winning Streak, Road: 8

Began 2/27/81 at Vancouver (5-1) 1980-81
 Ended 3/31/81 at Montreal (1-3)

Longest Undefeated Streak: 15

Began 1/21/82 vs. Pittsburgh (6-1) 1981-82 (15-0-0)
 Ended 2/21/82 at Pittsburgh (3-4)
 Began 11/4/78 vs. Washington (4-1) 1978-79 (12-0-3)
 Ended 12/10/78 at Montreal (3-4)
 Began 11/4/80 vs. Detroit (6-4) 1980-81 (13-0-2)
 Ended 12/4/80 at Colorado (3-4)

Longest Undefeated Streak, Home: 23

Began 1/2/82 vs. Chicago (5-3) 1981-82 (21-0-2)
 Thru End of 1981-82 Season
 Began 10/17/78 vs. Montreal (3-1) 1978-79 (15-0-8)
 Ended 1/27/79 vs. NY Rangers (2-7)

Longest Undefeated Streak, Road: 8

Began 2/27/81 vs. Vancouver (5-1) 1980-81 (8-0-0)
 Ended 3/31/81 vs. Montreal (1-3)
 Began 10/7/81 at Los Angeles (4-1) 1981-82 (6-0-2)
 Ended 11/15/81 at Philadelphia (4-5)
 Began 11/12/78 vs. NY Rangers (5-3) 1978-79 (7-0-1)
 Ended 12/10/78 vs. Montreal (3-4)
 Began 2/12/76 vs. Kansas City (2-2) 1975-76 (6-0-2)
 Ended 3/13/76 vs. Vancouver (2-3)

Longest Losing Streak: 12

Began 11/22/88 vs. Washington (2-4) 1988-89
 Ended 12/17/88 vs. New Jersey (5-2)
 Began 12/27/72 vs. Los Angeles (1-4) 1972-73
 Ended 1/18/73 vs. Boston (9-7)

Longest Losing Streak, Home: 7

Began 11/13/99 vs. St. Louis (3-5) 1999-00
 Ended 12/18/99 vs. Buffalo (2-2)
 Began 2/27/01 vs. New Jersey (1-4)
 Ended 4/2/01 vs. Pittsburgh (4-1) 2000-01

Longest Losing Streak, Road: 15

Began 1/20/73 vs. St. Louis (1-5) 1972-73
 Ended 4/1/73 vs. Atlanta (4-4)

Longest Winless Streak: 15

Began 11/22/72 vs. Philadelphia (3-5) 1972-73
 Ended 12/23/72 vs. Minnesota (4-2)

Longest Winless Streak, Home: 9

Began 3/2/99 vs. Ottawa (2-4) 1998-99
 Ended 4/8/99 vs. Montreal (3-1)

Longest Winless Streak, Road: 20

Began 11/3/72 vs. Vancouver (2-7) 1972-73
 Ended 1/18/73 vs. Boston (9-7)

Consecutive Games Played by an Individual: 576

Billy Harris 10/7/72 - 11/30/79. 1972-79

Longest Winning Streak, Start of Season: 4 (Three Times)

Began 10/7/76 at Philadelphia (3-0) 1976-77
 Ended 10/16/76 vs. Cleveland (4-4)
 Began 10/5/01 at Tampa (3-2) 2001-02
 Ended 10/13/01 vs. Detroit (4-5 OT)
 Began 10/10/14 at Carolina (3-2) 2014-15
 Ended 10/18/14 at Pittsburgh (1-3)

Longest Winning Streak - Home, Start of Season: 7

Began 10/14/82 vs. Pittsburgh (9-0) 1982-83
 Ended 11/2/82 vs. Pittsburgh (1-3)

Longest Winning Streak - Road, Start of Season: 6

Began 10/5/01 at Tampa (9-0) 2001-02
 Ended 11/2/01 at Detroit (1-2)

Longest Point Streak, Start of Season: 11

Began 10/5/01 at Tampa (3-2) 2001-02 (9-0-1-1)
 Ended 11/2/01 at Detroit (1-2)

Longest Undefeated Streak - Home, Start of Season: 23

Began 10/17/78 vs. Montreal (3-1) 1981-82 (15-0-8)
 Ended 1/27/79 vs. NY Rangers (2-7)

Longest Undefeated Streak - Road, Start of Season: 8

Began 10/7/81 at Los Angeles (4-1) 1981-82 (15-0-8)
 Ended 11/15/81 at Philadelphia (4-5)

Longest Winless Streak, Start of Season: 7

Began 10/10/73 at Atlanta (1-1) 1973-74 (0-3-4)
 Ended 10/27/73 vs. NY Rangers (3-2)

Longest Winless Streak - Home, Start of Season: 6

Began 10/14/89 vs. Philadelphia (3-3) 1989-90 (0-4-2)
 Ended 11/4/89 vs. Detroit (3-2)

Longest Winless Streak - Road, Start of Season: 14

Began 10/10/73 at Atlanta (1-1) 1973-74 (0-10-4)
 Ended 12/22/73 at St. Louis (4-2)

Longest Winning Streak vs. One Opponent: 16

Began 2/20/82 vs. Colorado (3-2)
 Ended 10/12/84 at New Jersey (2-7)

Longest Winning Streak vs. One Opponent - Home: 14

Began 2/13/79 vs. Colorado (6-1)
 Ended 12/11/84 vs. New Jersey (5-7)

Longest Winning Streak vs. One Opponent - Road: 8

Began 11/1/76 at Vancouver (3-2)
 Ended 10/31/79 at Vancouver (2-2)
 Began 12/9/78 at Toronto (3-2)
 Ended 12/4/82 at Toronto (1-4)
 Began 3/1/82 at Colorado (5-2)
 Ended 12/11/84 at New Jersey (5-7)

Longest Losing Streak vs. One Opponent: 15

Began 3/1/08 at Philadelphia (1-4) 0-12-3
 Ended 4/1/10 at Philadelphia (6-4)

Longest Losing Streak vs. One Opponent - Home: 9

Began 10/8/97 vs. Washington (3-6)
 Ended 11/27/01 vs. Washington (5-5)

Longest Losing Streak vs. One Opponent - Road: 13

Began 10/13/07 at Philadelphia (1-3) 0-10-3
 Ended 1/19/12 at Philadelphia (4-1)
 Began 2/7/08 at Pittsburgh (3-4) 0-11-2
 Ended 3/27/12 at Pittsburgh (5-3)

SHUTOUT STREAKS

Longest Shutout Sequence: 199:14

Began 3/31/98 at Washington, 10:23 (3rd)	2-5
4/1/98 vs. Tampa Bay	4-0
4/4/98 vs. NY Rangers	3-0
4/6/98 at Tampa Bay	3-0
Ended 4/8/98 vs. New Jersey, 9:37 (1st)	3-2

Longest Shutout Sequence, Against: 186:31

Began 12/26/06 vs. NY Rangers, 1:48 (3rd)	2-0
Thru 12/27/06 at Ottawa	0-2
Thru 12/30/06 vs. New Jersey	0-2
Ended 1/1/07 at Buffalo, 8:19 (3rd)	1-3

Longest Non-Shutout Streak: 187 games

1977-78 thru 1979-80	
Began 10/18/77 vs. Los Angeles	0-0
Ended 12/23/79 at Chicago	0-8

Most Consecutive Shutouts: 3

4/1/98 vs. Tampa Bay (4-0)	1997-98
4/4/98 vs. NY Rangers (3-0)	
4/6/98 at Tampa Bay (3-0)	

Most Consecutive Shutouts, Against: 2

3/19/19 vs. Boston (0-5)	2018-19
3/21/19 at Montreal (0-4)	
11/19/11 vs. Boston (0-6)	2011-12
11/21/11 at Pittsburgh (0-5)	
3/20/10 at Los Angeles (0-1)	2009-10
3/24/10 at NY Rangers (0-5)	
12/26/06 at Ottawa (0-2)	2006-07
12/30/06 vs. New Jersey (0-2)	
11/26/03 vs. Carolina (0-2)	2003-04
11/28/03 at Detroit (0-6)	
11/9/00 vs. Buffalo (0-3)	2000-01
11/11/00 @ San Jose (0-4)	
12/30/00 vs. Buffalo (0-2)	2000-01
1/2/01 vs. Montreal (0-3)	
1/19/00 at Montreal (0-3)	1999-00
1/21/00 at New Jersey (0-4)	
12/29/98 at Tampa Bay (0-3)	1998-99
12/31/98 at Chicago (0-1)	
11/3/92 at Pittsburgh (0-2)	1992-93
11/5/92 at Minnesota (0-3)	
2/7/73 at NY Rangers (0-6)	1972-73
2/10/73 vs. NY Rangers (0-6)	
1/6/73 vs. Detroit (0-4)	1972-73
1/7/73 at Detroit (0-4)	

Most Consecutive Shutouts, Home: 3

12/16/06 vs. Atlanta (6-0)	2006-07
12/23/06 vs. Columbus (4-0)	
12/26/06 vs. NY Rangers (2-0)	
2/19/94 vs. Ottawa (4-0)	1993-94
2/21/94 vs. Washington (4-0)	
2/25/94 vs. Philadelphia (2-0)	

Most Consecutive Shutouts, Road: 2

10/14/98 at Tampa Bay (2-0)	1998-99
10/17/98 at St. Louis (1-0)	

Most Consecutive Shutout Against, Home: 2

12/30/00 vs. Buffalo (0-2)	2000-01
1/2/01 vs. Montreal (0-3)	
2/10/73 vs. NY Rangers (0-6)	1972-73
2/20/73 vs. Detroit (0-4)	

Most Consecutive Shutouts Against, Road: 3

12/29/98 at Tampa Bay (0-3)	1998-99
12/31/98 at Chicago (0-1)	
1/7/99 at Philadelphia (0-5)	

Consecutive Games Played by an Individual: 576

Billy Harris 10/7/72 - 11/30/79	1972-79
---------------------------------	---------

OPPONENTS

IN THE PAST

STANLEY CUP PLAYOFFS

MEDIA INFORMATION

INDIVIDUAL RECORDS-POINTS

Most Points, Career: 1353

Bryan Trottier 1975-90

Most Points, One Season: 147

Mike Bossy 1981-82

Most Points, One Game: 8

Bryan Trottier 12/23/78 vs. NY Rangers

Most Points, Rookie, One Game: 5

Mathew Barzal (0-5) 2/9/18 vs. Detroit

Ryan Pulock (1-4) 1/20/18 at Chicago

Mathew Barzal (2-3) 1/13/18 at NY Rangers

Mathew Barzal (0-5) 11/5/17 vs. Colorado

John Tavares (2-3) 3/16/10 at Vancouver

Mikko Makela (2-3) 1/28/86 vs. Toronto

Pat LaFontaine (3-2) 3/3/84 at Toronto

Mike Bossy (1-4) 11/1/77 vs. Atlanta

Bryan Trottier (1-4) 11/26/75 at Minnesota

Bryan Trottier (3-2) 10/11/75 vs. Los Angeles

Dave Hudson (1-4) 3/3/73 vs. Vancouver

Most Points, Rookie Defenseman, One Game: 5

Ryan Pulock (1-4) 1/20/18 at Chicago

Uwe Krupp (1-4) 3/20/93 vs. Vancouver

Stefan Persson (0-5) 1/24/81 vs. Quebec

Denis Potvin (0-5) 11/4/80 vs. Detroit

Denis Potvin (3-2) 2/11/78 vs. Detroit

Denis Potvin (2-3) 3/22/77 vs. Colorado

Deni Potvin (1-4) 4/3/76 vs. NY Rangers

Most Points, One Period: 6*

Bryan Trottier 12/23/78 vs. NY Rangers

Most Points, Center, One Season: 134

Bryan Trottier 1978-79

Most Points, Left Wing, One Season: 100

John Tonelli 1984-85

Most Points, Right Wing, One Season: 147

Mike Bossy 1981-82

Most Points, Defenseman, One Season: 101

Denis Potvin 1978-79

Most Points, Rookie, One Season: 95

Bryan Trottier 1975-76

Most Points, Rookie Defenseman, One Season: 56

Stefan Persson 1977-78

Longest Scoring Streak: 25

Bryan Trottier (28-27-55) 1981-82

Began 1/21/82 vs. Pittsburgh

Ended 3/13/82 at Los Angeles

Longest Scoring Streak - Defenseman: 11

Denis Potvin 1983-84

Longest Scoring Streak - Rookie: 11

Mike Bossy 1977-78

Pat LaFontaine 1984-85

Most 100-point seasons: 7

Mike Bossy

Most 80 point seasons: 11

Bryan Trottier

Youngest with 3-Point Game: 19 years, 10 days

Pat LaFontaine 3/3/1984 at TOR

Youngest with 4-Point Game: 19 years, 10 days

Pat LaFontaine 3/3/1984 at TOR

Youngest with 5-Point Game: 19 years, 10 days

Pat LaFontaine 3/3/1984 at TOR

Youngest Defenseman with 3-Point Game: 19 years, 263 days

Bryan Berard 11/23/1996 at PHX

Youngest Defenseman with 4-Point Game: 20 years, 43 days

Denis Potvin 12/13/1973 vs. CAL

Most Multi-Point Games, One Season: 45

Mike Bossy 1981-82

Most Multi-Point Games, Defenseman, One Season: 34

Denis Potvin 1978-79

Most Multi-Point Games, Rookie, One Season: 28

Mike Bossy 1977-78

Longest Point Streak, Start of Career: 6

Bob Bourne 1974-75

Longest Point Streak, Start of Season: 12

Pierre Turgeon 1992-93

INDIVIDUAL RECORDS-GOALS

Most Goals, Career: 573
 Mike Bossy1978-87

Most Goals, One Season: 69
 Mike Bossy1978-79

Most Goals One Game: 5
 John Tonelli1/6/81 vs. Toronto
 Bryan Trottier2/13/82 vs. Philadelphia
12/23/78 vs. NY Rangers

Most Goals One Game, Defenseman: 3
 Denis Potvin (5X)Last:3/4/82 vs. Toronto
 Jean Potvin1/22/76 vs. Detroit

Most Goals, One Period: 4
 Bryan Trottier2/13/82 vs. Philadelphia

Most Goals, Center, One Season: 58
 Pierre Turgeon1992-93

Most Goals, Left Wing, One Season: 42
 John Tonelli1984-85

Most Goals, Right Wing, One Season: 69
 Mike Bossy1978-79

Most Goals, Defenseman, One Season: 31
 Denis Potvin1978-79
1975-76

Most Goals, Rookie, One Season: 53
 Mike Bossy1977-78

Most Game-Winning Goals, One Season: 11
 Mike Bossy1983-84

Most Power Play Goals, One Season: 28
 Mike Bossy1980-81

Most Power Play Goals, One Game: 4
 Bryan Trottier2/13/82 vs. Philadelphia

Most Power Play Goals, One Period: 3
 Several Players

Most Shorthanded Goals, One Season: 7
 Frans Nielsen2010-11
 Bob Bourne1980-81

Most Shorthanded Goals, One Game: 2

Michael Grabner2/27/14 vs. Toronto
 Mike Sillinger1/22/08 at Carolina

Ziggy Palffy4/17/99 at Pittsburgh
 Trevor Linden4/1/98 vs. Tampa Bay
 Pat Flatley12/19/92 at Pittsburgh
 Mikko Makela2/23/98 vs. Vancouver
 Butch Goring11/19/83 vs. Pittsburgh
 Butch Goring10/14/82 vs. Pittsburgh
 Butch Goring12/5/81 at Minnesota
 Denis Potvin3/15/79 vs. Toronto

Most Shorthanded Goals, One Period: 2
 Michael Grabner2/27/14 vs. Toronto
 Ziggy Palffy4/17/99 at Pittsburgh
 Butch Goring10/14/82 vs. Pittsburgh

Most Hat Tricks, One Season: 9
 Mike Bossy1980-81

Most Hat Tricks, Career: 39
 Mike Bossy1978-87

Longest Goal Scoring Streak: 11
 Pat LaFontaine (18 Goals)1989-90
 Began 12/15/89 at Washington
 Ended 1/11/90 at Minnesota

Longest Goal-Scoring Streak, Rookie: 7
 Mike Bossy1977-78

Most Consecutive Multi-Goal Games: 3
 Several Players
 Last: Michael Grabner2/10-2/13/11

Most Consecutive Multi-Goal Games, Rookie: . . . 3
 Michael Grabner2/10-2/13/11

Most Goals, Rookie, One Game: 3
 Mathew Barzal12/23/17 vs. Winnipeg
 Michael Grabner2/13/11 at Buffalo
 Niklas Anderson2/14/96 at Dallas
 Pat LaFontaine3/3/84 vs. Toronto
 Mats Hallin3/19/83 vs. Philadelphia

Brent Sutter2/2/82 vs. Washington
 Mike Bossy2/4/78 vs. Washington
 Bryan Trottier10/11/75 vs. Los Angeles
 Bob Nystrom1/31/74 at Los Angeles
 Bob Cook3/3/73 vs. Vancouver
 Germain Gagnon11/1/72 vs. California

Youngest Goal Scorer: 18 years, 35 days
 Nino Niederreiter10/13/10 vs. Washington

Youngest Goal Scorer, Defenseman: 19 years, 135 days
 Scott Lachance3/5/92 at Chicago

Oldest Goal Scorer: 40 years, 136 days
 Ron Stewart11/25/72 at Pittsburgh

Most 20 goal seasons: 13
 Bryan Trottier

Most 30 goal seasons: 11
 Bryan Trottier

Most 40 goal seasons: 9
 Mike Bossy

Most 50 goal season: 9
 Mike Bossy

Most Multi-Goal Games, One Season: 17
 Mike Bossy1981-82

Most Multi-Goal Games, Defenseman, One Season: 7
 Denis Potvin1975-76

Most Multi-Goal Games, Rookie, One Season: 12
 Mike Bossy1977-78

Longest Goal Streak, Start of Career: 3
 Billy Harris1972-73

Longest Goal Streak, Start of Season: 10
 Mike Bossy1984-85

Longest Goal Streak, Rookie: 7
 Mike Bossy1977-78

OPPONENTS

IN THE PAST

STANLEY CUP PLAYOFFS

MEDIA INFORMATION

INDIVIDUAL RECORDS-ASSISTS

Most Assists, Career: 853
 Bryan Trottier 1975-90

Most Assists, Career, Goalie: 19
 Rick DiPietro 2000-13

Most Assists, One Season: 87
 Bryan Trottier 1978-79

Most Assists, One Season, Goalie: 6
 Rick DiPietro 2007-08

Most Assists, Game: 6
 Mike Bossy 1/6/81 vs. Toronto

Most Assists, Road Game: 5
 Pat LaFontaine 1/11/90 at Minnesota

Most Assists, One Game, Rookie: 5
 Mathew Barzal 2/9/18 vs. Detroit
 Mathew Barzal 11/5/17 vs. Colorado

Most Assists, One Game, Defenseman: 5
 Stefan Persson 1/24/81 vs. Quebec
 Denis Potvin 11/4/80 vs. Detroit

Most Assists, One Period: 4
 Clark Gillies 12/23/78 vs. NYR
 Mike Bossy 2/13/82 vs. PHI
 Wendel Clark 3/3/96 vs. WPG

Most Assists, Center, One Season: 87
 Bryan Trottier 1984-85
 1978-79

Most Assists, Left Wing, One Season: 58
 John Tonelli 1984-85
 1981-82

Most Assists, Right Wing, One Season: 83
 Mike Bossy 1981-82

Most Assists, Defenseman, One Season: 70
 Denis Potvin 1978-79

Most Assists, Rookie, One Season: 63
 Bryan Trottier 1975-76
 Mathew Barzal 2017-18

Most Assists, Rookie Defenseman, One Season: 50
 Stefan Persson 1977-78

Longest Assist Streak: 11
 Denis Potvin 1983-84

Longest Assist Streak, Defenseman: 11
 Denis Potvin 1983-84

Most Multi-Assist Games, One Season: 23
 Mike Bossy 1981-82

Most Multi-Assist Games, Defenseman, One Season: 17
 Denis Potvin 1975-76
 Denis Potvin 1978-79

Most Multi-Assist Games, Rookie, One Season: 15
 Bryan Trottier 1975-76

Longest Assist Streak, Start of Career: 4
 Bob Bourne 1974-75

Longest Assist Streak, Start of Season: 8
 Brent Sutter 1984-85

Longest Assist Streak, Defenseman, Start of Season: 5
 Mike McEwen 1981-82
 Tomas Jonsson 1987-88

INDIVIDUAL RECORDS-PENALTIES

Most PIM, Career: 1879
 Mick Vukota 1988-96

Most PIM, One Season: 356
 Brian Curran 1986-87

Most PIM, One Game: 42
 Mick Vukota 12/12/89 vs. New Jersey

Most PIM, One Period: 32
 Micheal Haley 2/11/1 vs. Pittsburgh (3rd)

Most PIM, Forward, One Season: 307
 Zenon Konopka 2010-11

Most PIM, Defenseman, One Season: 356
 Brian Curran 1986-87

Most PIM, Goaltender, One Season: 54
 Billy Smith 1978-79

Most PIM, Rookie, One Season: 242
 Rich Pilon 1988-89

INDIVIDUAL RECORDS-GOALTENDING

Most Games, Career: 674
 Bill Smith 1972-89

Most Minutes, Career: 38,129
 Bill Smith 1972-89

Most Shots, Career: 19,082
 Bill Smith 1972-89

Most Saves, Career: 17,074
 Bill Smith 1972-89

Most Victories, Career: 304
 Bill Smith 1972-89

Most Ties, Career: 104
 Bill Smith 1972-89

Most Shutouts, Career: 25
 Glenn Resch 1974-81

Most Games, One Season: 66
 Chris Osgood 2001-02

Most Minutes, One Season: 3742
 Chris Osgood 2001-02

Most Victories, One Season: 38
 Jaroslav Halak 2014-15

Most Ties, One Season: 17
 Bill Smith 1974-75

Highest Save Percentage, One Season: 0.930
 Robin Lehner 2018-19

Lowest Goals Against Average, One Season: 2.07
 Glenn Resch 1975-76

Most Shutouts, One Season: 7
 Glenn Resch 1975-76

Most Shutouts Combined, One Season: 11
 Robin Lehner (6)
 Thomas Greiss (5) 2018-19

Most Consecutive Shutouts: 2
 Thomas Greiss 2016-17

Jaroslav Halak 2014-15

Rick DiPietro 2003-04
 2006-07

Tommy Salo 1998-99

Wade Flaherty 1997-98

Ron Hextall 1993-94

Glenn Resch 1975-76

Most Consecutive Shutouts, Home: 3
 Rick DiPietro 2006-07
 vs. Atlanta (6-0) 12/16/06
 vs. Columbus (4-0) 12/23/06
 vs. NY Rangers (2-0) 12/26/06

Ron Hextall 1993-94
 vs. Ottawa (4-0) 2/19/94
 vs. Washington (4-0) 2/21/94
 vs. Philadelphia (2-0) 2/25/94

Longest Consecutive Shutout Sequence: 178:29
 Glenn Resch 1975-76

Longest Winning Streak: 11 games (11-0-0)
 Jaroslav Halak 2014-15

Longest Winning Streak, Home: 10 games (10-0-0)
 Billy Smith 1981-82

Longest Winning Streak, Road: 6 games (6-0-0)
 Billy Smith 1980-81

Robin Lehner 2018-19

Longest Undefeated Streak: 23 games (15-0-8)
 Glenn Resch 1978-79
 Began 10/17/78 vs. Montreal
 Ended 1/17/79 at NY Rangers

Most Consecutive Starts: 20
 Ron Hextall 1993-94

Most Consecutive Games Played: 26
 Tommy Salo 1996-97

Most Goals, One Season: 1**
 Bill Smith 1979-80

Most Assists, One Season: 6
 Rick DiPietro 2007-08

Most Saves, One Game (No OT): 55
 Felix Potvin 4/12/99
 at New Jersey (4-2)

Billy Smith 11/22/72
 at Philadelphia (3-5)

Most Saves, One Game (OT): 58
 Dwayne Roloson 11/23/09
 at Toronto (4-3 OT)

Most Saves in an NHL debut: 43
 Roberto Luongo 11/28/99
 at Boston (2-1)

Most Shots, One Game (OT): 61
 Dwayne Roloson 11/23/09
 at Toronto (4-3 OT)

Most Shots, One Game (No OT): 61
 Billy Smith 11/22/72
 at Philadelphia (3-5)

Youngest Goalie to Win a Game: 19 years, 150 days
 Rick DiPietro 2/16/01 at Edmonton

Youngest Goalie to Post a Shutout: 20 years, 154 days
 Eric Fichaud 4/6/96 vs. Buffalo

*NHL Record **Ties NHL Record

ALL-TIME SCORING (TOP 50 NEW YORK ISLANDERS PLAYERS)

PLAYER	GP	G	A	PTS	PIM	PPG	SHG	GWG	GTG
1. Bryan Trottier	1123	500	853	1353	798	158	17	69	13
2. Mike Bossy	752	573	553	1126	210	180	8	80	15
3. Denis Potvin	1060	310	742	1052	1356	127	10	44	9
4. Clark Gillies	872	304	359	663	891	92	0	41	13
5. John Tavares	669	272	349	621	307	83	3	42	0
6. Brent Sutter	694	287	323	610	761	90	12	37	6
7. Pat LaFontaine	530	287	279	566	309	79	5	35	6
8. John Tonelli	594	206	338	544	473	35	3	29	7
9. Bob Bourne	814	238	304	542	542	38	16	37	8
10. Bob Nystrom	900	235	278	513	1248	27	0	38	11
11. Derek King	638	211	288	499	344	81	1	30	4
12. Patrick Flatley	712	160	328	488	660	42	6	21	1
13. Bill Harris	623	184	259	443	296	38	3	24	11
14. JOSH BAILEY	797	140	293	433	219	30	5	18	0
T15. Kyle Okposo	529	139	230	369	310	35	0	22	0
T15. Stefan Persson	622	52	317	369	574	30	0	7	1
17. Frans Nielsen	606	119	230	349	112	26	15	13	0
18. Pierre Turgeon	255	147	193	340	70	50	6	24	2
19. Tomas Jonsson	532	84	249	333	460	22	3	12	2
20. Zigmund Palffy	331	168	163	331	173	46	9	19	2
21. Mariusz Czerkawski	470	145	150	295	183	47	1	14	6
22. Duane Sutter	547	121	171	292	893	14	0	8	0
23. Alexei Yashin	346	119	171	290	179	47	0	18	0
24. Ed Westfall	493	105	181	286	134	23	8	7	6
T25. ANDERS LEE	425	152	106	258	256	48	0	22	0
T25. Jason Blake	426	127	131	258	268	31	8	17	0
T25. Steve Thomas	275	118	140	258	381	35	0	16	3
28. David Volek	396	95	154	249	201	29	1	11	1
29. BROCK NELSON	480	124	117	241	173	23	1	17	0
30. Ray Ferraro	316	116	122	238	297	22	0	10	7
31. Travis Green	388	92	145	237	258	34	1	9	3
32. Kenny Jonsson	597	57	175	232	260	27	2	4	0
33. Greg Gilbert	425	93	138	231	324	10	1	7	0
T34. Benoit Hogue	258	105	124	229	282	23	8	14	1
T34. Trent Hunter	459	99	130	229	201	24	1	16	0
36. Matt Moulson	304	118	105	223	60	44	0	13	0
37. Mikko Makela	307	95	124	219	98	31	2	10	2
38. Mark Parrish	345	118	96	214	122	43	1	25	0
T39. Garry Howatt	596	93	120	213	1466	2	0	12	8
T39. Jean Potvin	402	46	167	213	330	22	3	7	1
41. Anders Kallur	383	101	110	211	149	17	19	12	7
42. Marty McInnis	337	79	119	198	115	9	7	9	2
43. Wayne Merrick	411	81	116	197	135	9	0	14	0
44. Butch Goring	332	87	108	195	30	7	18	10	2
45. NICK LEDDY	402	40	151	191	89	11	0	4	0
46. Jeff Norton	282	22	166	188	232	13	2	1	0
47. Lorne Henning	544	73	111	184	102	2	18	9	5
48. Mark Streit	286	40	139	179	178	25	1	5	0
49. Randy Wood	381	94	78	172	294	12	4	10	2
T50. Claude Lapointe	535	76	95	171	354	5	11	12	2
T50. Jean-Paul Parise	240	73	98	171	160	15	2	12	8

OPPONENTS

IN THE PAST

STANLEY CUP PLAYOFFS

MEDIA INFORMATION

ALL-TIME SCORING (552 Total Players)

OPPONENTS

IN THE PAST

STANLEY CUP PLAYOFFS

MEDIA INFORMATION

PLAYER	GP	G	A	PTS	PIM
Shawn Bates	330	58	112	170	222
Jude Drouin	250	64	105	169	103
Dave Scatchard	347	81	87	168	504
Miroslav Satan	243	78	88	166	139
Casey Cizikas	486	64	93	157	194
Oleg Kvasha	332	60	96	156	250
Alan Kerr	326	69	85	154	691
Roman Hamrlik	300	43	110	153	325
Mathew Barzal	166	40	107	147	82
Travis Hamonic	444	26	120	146	452
Michael Grabner	297	90	54	144	50
Michael Peca	222	49	93	142	176
Dave Lewis	514	24	117	141	407
Robert Reichel	164	49	91	140	86
Bryan Smolinski	227	57	82	139	108
Brad Isbister	247	67	68	135	306
Tom Kurvers	192	26	108	134	115
Bryan Berard	242	31	100	131	267
Gerry Hart	476	20	108	128	783
Ryan Strome	258	45	81	126	123
Vladimir Malakhov	166	27	98	125	171
Blake Comeau	261	56	65	121	143
Brad Dalgarno	321	49	71	120	332
Richard Park	316	45	75	120	115
PA Parenteau	161	38	82	120	135
Johnny Boychuk	340	33	87	120	119
Cal Clutterbuck	441	55	64	119	257
Thomas Hickey	449	22	93	115	190
Adrian Aucoin	235	33	80	113	186
Ralph Stewart	199	49	61	110	24
Radek Martinek	479	24	85	109	280
Dave Langevin	422	12	95	107	465
Arron Asham	300	47	58	105	315
Scott Lachance	450	26	79	105	348
Ken Morrow	550	17	88	105	309
Andre St. Laurent	261	38	66	104	191
Matt Martin	505	48	54	102	733
Brad Lauer	259	38	60	98	200
Jordan Eberle	159	44	52	96	38
Bert Marshall	392	8	87	95	318
Uwe Krupp	180	22	72	94	140
Gerald Diduck	314	26	63	89	580
Paul Boutilier	213	20	69	89	250
Andrew MacDonald	295	17	72	89	139
Anthony Beauvillier	218	48	40	88	34
Mike Sillinger	141	42	45	87	74
Chris Campoli	228	20	63	83	128
Mike Kaszycki	145	30	51	81	76
Calvin de Haan	304	12	69	81	118
Sean Bergenheim	246	40	40	80	195
Bill Guerin	142	39	41	80	128
Todd Bertuzzi	192	35	45	80	209
Nikolay Kulemin	262	37	42	79	61
Niklas Andersson	138	29	50	79	77
Tim Connolly	163	24	51	75	86
Ryan Pulock	166	21	52	73	41
Andrew Ladd	177	38	33	71	85
Andy Hilbert	218	27	44	71	74
Craig Cameron	185	35	34	69	59
Mike Comrie	107	28	41	69	113
Rich Kromm	183	27	42	69	48
Tom Fitzgerald	205	25	44	69	100
Bill MacMillan	231	32	36	68	51
Bruno Gervais	331	9	59	68	164
Mike McEwen	143	12	55	67	82
Doug Crossman	96	16	50	66	66
Mike York	107	19	46	65	44
Trevor Linden	107	28	36	64	65
Doug Weight	107	13	51	64	73
Gord Dineen	287	11	53	64	380
Germain Gagnon	125	20	43	63	39

PLAYER	GP	G	A	PTS	PIM
Bryan McCabe	220	18	45	63	466
Gary Nylund	211	11	52	63	376
Gord Lane	305	9	51	60	614
Rich Pilon	509	6	54	60	1525
Brian Spencer	132	19	40	59	155
Billy Carroll	200	19	37	56	74
Mathieu Schneider	78	14	42	56	123
Bob Lorimer	220	8	47	55	172
Pat Price	182	8	45	53	104
Adam Pelech	209	11	41	52	58
Viktor Kozlov	81	25	26	51	28
Hubie McDonough	139	31	19	50	51
Ken Leiter	139	14	36	50	62
Jack Hillen	175	8	42	50	109
Steve Tambellini	107	24	25	49	21
Bill Berg	154	21	28	49	154
Mattias Weinhandl	155	16	33	49	50
Steve Konroyd	169	8	41	49	187
Don Maloney	91	16	32	48	53
Rob Schremp	89	17	30	47	20
Bob Bassen	184	16	31	47	215
Mats Lindgren	134	20	26	46	52
Jeff Tambellini	176	18	28	46	68
Darius Kasparaitis	232	6	40	46	439
Dennis Vaske	232	5	41	46	247
Sergei Nemchinov	141	18	27	45	46
Mick Vukota	500	16	29	45	1879
Lubomir Visnovsky	82	11	34	45	38
Jason Chimera	140	22	22	44	75
Mikhail Grabovski	109	18	26	44	41
Thomas Vanek	47	17	27	44	34
Janne Niinimaa	136	11	33	44	140
Joe Reekie	151	8	36	44	224
Tom Poti	78	6	38	44	74
Wendel Clark	58	24	19	43	60
Mark Lawrence	127	18	25	43	98
Colin McDonald	133	17	26	43	66
Dave Hudson	132	14	29	43	24
Jon Sim	162	23	19	42	110
Scott Mayfield	162	9	32	41	166
Alezei Zhitnik	89	7	33	40	128
Marc-Andre Bergeron	69	15	23	39	26
Dale Henry	132	13	26	39	263
Freddy Meyer	178	11	28	39	100
Randy Boyd	85	9	29	38	116
Mike Watt	120	13	23	36	29
Tom Chorske	84	12	24	36	41
Eric Cairns	327	9	27	36	814
Josef Vasicek	81	16	19	35	53
Brad Boyes	48	10	25	35	16
Brendan Witt	247	5	30	35	321
Alexander Semak	69	20	14	34	68
Ruslan Fedotenko	67	16	17	33	40
Tom Miller	89	15	18	33	25
Bill Muckalt	72	15	18	33	37
Brian Mullen	81	18	14	32	28
Jason Wiemer	94	10	22	32	140
Wayne McBean	120	8	24	32	95
Valtteri Filppula	72	17	14	31	16
David Chyzowski	118	15	16	31	138
Chris Simon	95	11	19	30	118
Andy Sutton	135	7	23	30	199
Kip Miller	54	8	21	29	8
Zdeno Chara	231	6	23	29	347
Jorgen Jonsson	68	11	17	28	16
Milan Jurcina	111	7	21	28	60
Dennis Seidenberg	101	5	22	27	49
Brent Sopel	57	2	25	27	64
Mats Hallin	108	14	12	26	103
Josh Green	49	12	14	26	41
Randy Robitaille	60	7	19	26	24

ALL-TIME SCORING (CONT.)

PLAYER	GP	G	A	PTS	PIM	PLAYER	GP	G	A	PTS	PIM
Brian Strait	170	6	20	26	87	Aris Brimanis	74	2	9	11	32
Leo Komarov	82	6	20	26	42	Marty Reasoner	92	1	10	11	38
Tim Jackman	159	10	15	25	310	Sven Butenschon	78	1	10	11	56
Shane Prince	84	9	16	25	33	Bill Mikkelsen	72	1	10	11	45
Dave McLlwain	58	9	16	25	28	Brian Curran	90	0	11	11	424
Sean Hill	81	1	24	25	110	Brent Hughes	51	7	3	10	57
Adam Creighton	66	15	9	24	102	Neal Coulter	26	5	5	10	11
Cliff Ronning	40	9	15	24	2	Ross Johnston	42	4	6	10	89
Hector Marini	46	8	16	24	95	Nate Thompson	82	3	7	10	88
Roger Kortko	79	7	17	24	28	Bryan Lefley	69	3	7	10	56
Joshua Ho-Sang	53	7	17	24	20	Joe Sacco	98	6	3	9	55
Barry Richter	72	6	18	24	34	Juraj Kolnik	36	6	3	9	12
Dan Plante	159	9	14	23	135	Troy Loney	26	5	4	9	23
Gino Odjick	82	9	13	22	254	Mathieu Biron	74	4	5	9	50
Alan Quine	84	6	16	22	12	Tom Kuhnackh	36	4	5	9	10
Olli Jokinen	82	11	10	21	80	Brian Rolston	49	4	5	9	6
Ernie Hicke	76	8	13	21	99	Pierre-Marc Bouchard	28	4	5	9	12
James Wisniewski	32	3	18	21	18	Justin Mapletoft	38	3	6	9	8
Reed Larson	33	7	13	20	35	Zenon Konopka	82	2	7	9	307
Dave Fortier	124	6	14	20	147	Keith Acton	71	2	7	9	50
Garry Galley	56	6	14	20	59	Jason Krog	28	2	7	9	6
Robert Nilsson	53	6	14	20	26	Dean McAmmond	18	2	7	9	8
Terry Crisp	52	4	16	20	6	Craig Ludwig	75	1	8	9	77
Dick Tarnstrom	62	3	16	19	38	Joel Bouchard	25	1	8	9	23
Marc Bergevin	76	2	17	19	92	Glenn Resch	282	0	9	9	22
Matt Donovan	67	2	17	19	26	Ray Giroux	16	0	9	9	12
Rick DiPietro	318	0	19	19	129	Rob DiMaio	74	6	2	8	75
Ted Donato	56	7	11	18	27	Scott Howson	18	5	3	8	4
Steve Webb	316	5	13	18	530	Ken Belanger	71	4	4	8	260
Chris Luongo	138	5	13	18	104	Gilles Thiabeau	20	4	4	8	17
Devon Toews	48	5	13	18	4	Jari Gronstrand	44	3	5	8	29
Mark Hamway	53	5	13	18	9	Tanner Fritz	42	3	5	8	10
Mattias Timander	85	4	14	18	26	Jason Dawe	35	3	5	8	14
Taylor Pyatt	78	4	14	18	39	David Harlock	70	2	6	8	68
Bob Cook	55	10	7	17	18	Richie Hansen	18	2	6	8	4
Derek Armstrong	70	7	10	17	47	Jeff Hamilton	14	2	6	8	8
Don Blackburn	56	7	10	17	20	Brian Marchinko	14	2	6	8	0
Ari Haanpaa	60	6	11	17	37	Kelly Hrudey	24	0	8	8	105
Jamie Heward	54	6	11	17	26	Steve Staios	65	0	8	8	53
Dylan Reese	74	3	14	17	40	Wyatt Smith	42	0	8	8	26
Jeff Finley	87	1	16	17	51	Michael Dal Colle	32	3	4	7	2
Jamie Rivers	75	1	16	17	84	John Tucker	20	3	4	7	4
Justin Papineau	69	9	7	16	8	Brett Lindros	51	2	5	7	147
Marek Zidlicky	53	4	12	16	20	Peter Regin	44	2	5	7	18
Michel Bergeron	25	9	6	15	2	Andrey Vasilyev	15	2	5	7	6
Jesse Joensuu	67	8	7	15	47	Mark Eaton	96	1	6	7	18
Doug Rombough	40	8	7	15	14	Branislav Mezei	66	1	6	7	65
Kirk Muller	27	7	8	15	29	Eric Boulton	54	4	2	6	156
Ryan Smyth	18	5	10	15	14	Jeremy Colliton	57	3	3	6	26
Daniel Marois	40	4	10	14	53	Jeff Toms	39	2	4	6	10
Bob Beers	35	2	12	14	16	Johan Davidsson	14	2	4	6	0
Paul Kruse	110	10	3	13	249	Kevin Miller	33	1	5	6	13
David Ullstrom	49	6	7	13	12	Kevin Haller	31	1	5	6	58
Eric Brewer	89	5	8	13	52	Stephen Gionta	31	1	5	6	2
Dmitri Nabokov	30	4	9	13	18	Steve Bernier	28	1	5	6	9
Doug Houda	101	3	10	13	146	Glenn Healy	176	0	6	6	41
Brent Severyn	84	2	11	13	214	Mark Fitzpatrick	129	0	6	6	30
Jim Mair	49	2	11	13	41	David Maley	37	0	6	6	74
Bill Smith	674	1	12	13	484	Raffi Torres	31	0	6	6	16
Ken Baumgartner	175	1	12	13	678	Marko Kiprusoff	27	0	6	6	4
Brad Lukowich	57	1	12	13	32	J.J. Daigneault	18	0	6	6	21
Claude Loiselle	69	7	5	12	152	Vladimir Orszagh	34	3	2	5	12
Bob Sweeney	66	6	6	12	59	Yan Kaminsky	25	3	2	5	4
Brian Lavender	42	6	6	12	47	Eric Godard	107	2	3	5	260
Keith Aucoin	41	6	6	12	4	Andreas Johansson	18	2	3	5	0
Mike Hough	85	5	7	12	29	Tyler Kennedy	13	2	3	5	2
Arnie Brown	48	4	8	12	27	Eric Manlow	26	2	3	5	6
Dean Chynoweth	147	2	10	12	408	Evgeny Korolev	42	1	4	5	14
Martin Straka	22	2	10	12	6	Mike Stapleton	34	1	4	5	2
Raimo Helminen	24	1	11	12	4	Ron Sutter	27	1	4	5	21

OPPONENTS

IN THE PAST

STANLEY CUP PLAYOFFS

MEDIA INFORMATION

ALL-TIME SCORING (CONT.)

OPPONENTS

IN THE PAST

STANLEY CUP PLAYOFFS

MEDIA INFORMATION

PLAYER	GP	G	A	PTS	PIM
Ty Wishart	21	1	4	5	10
Craig Janney	18	1	4	5	4
Darby Hendrickson	16	1	4	5	33
Chris Marinucci	12	1	4	5	2
Mike Iggudden	11	1	4	5	4
Roland Melanson	136	0	5	5	50
Evgeni Nabokov	123	0	5	5	16
Matt Carkner	75	0	5	5	195
Mike Mottau	49	0	5	5	23
Neil Nicholson	39	3	1	4	23
Yvon Vautour	17	3	1	4	24
Derek Laxdal	16	3	1	4	4
Ron Stewart	21	2	2	4	4
Iain Fraser	7	2	2	4	2
Steve Martins	39	1	3	4	20
Vladimir Cheburkin	27	1	3	4	20
Sebastian Aho	22	1	3	4	6
Chris Ferraro	11	1	3	4	8
Chris Osgood	103	0	4	4	22
Ray Schultz	45	0	4	4	155
Ken Murray	39	0	4	4	59
Dustin Kohn	22	0	4	4	4
Chris Taylor	22	0	4	4	4
Paul Stanton	18	0	4	4	9
Milan Tichy	10	0	4	4	10
Nino Niederreiter	64	2	1	3	20
Trevor Gillies	56	2	1	3	240
Ted Drury	55	2	1	3	31
Micheal Haley	43	2	1	3	151
Jay Pandolfo	62	1	2	3	8
Thomas Pock	59	1	2	3	35
Aaron Ness	29	1	2	3	12
Greg Parks	23	1	2	3	4
Cory Conacher	15	1	2	3	14
Darren Van Impe	14	1	2	3	16
Richard Zednik	10	1	2	3	2
Graeme Townshend	9	1	2	3	0
Tommy Salo	187	0	3	3	47
Jaroslav Halak	177	0	3	3	6
Thomas Greiss	162	0	3	3	6
Ron Hextall	65	0	3	3	52
Denis Grebeshkov	21	0	3	3	8
Mikael Andersson	19	0	3	3	4
Ian Herbers	6	0	3	3	2
Mike Walsh	14	2	0	2	4
Rob Davison	34	1	1	2	53
Petteri Nokelainen	15	1	1	2	4
Brandon Davidson	15	1	1	2	4
Pat Conacher	13	1	1	2	0
Ron Smith	11	1	1	2	14
Richard Grenier	10	1	1	2	2
Sean Haggerty	10	1	1	2	4
Drew Fata	8	1	1	2	9
Dane Jackson	8	1	1	2	4
Ted Crowley	6	1	1	2	0
Todd McLellan	5	1	1	2	0
Kael Mouillierat	6	1	1	2	8
Craig Berube	38	0	2	2	54
Aaron Johnson	30	0	2	2	30
Ken Sutton	21	0	2	2	8
Joe Callahan	18	0	2	2	5
Allan Rourke	17	0	2	2	4
Kevin Czuczman	13	0	2	2	14
Craig Darby	13	0	2	2	0
Ron Handy	10	0	2	2	0
Rob Collins	8	0	2	2	0
Tony Hrkac	7	0	2	2	0
Paul Guay	3	0	2	2	2
John Erskine	34	1	0	1	99
Mike Halmo	20	1	0	1	32
Chris Wagner	15	1	0	1	2

PLAYER	GP	G	A	PTS	PIM
Jason Holland	12	1	0	1	4
Ben Walter	12	1	0	1	0
Danton Cole	10	1	0	1	0
John Persson	10	1	0	1	6
Paul Gagne	9	1	0	1	4
Luca Sbisa	9	1	0	1	4
Mike Stevens	9	1	0	1	14
Trevor Smith	7	1	0	1	0
Rod Dallman	4	1	0	1	21
Kurtis McLean	4	1	0	1	0
Shawn Evans	2	1	0	1	0
Garth Snow	127	0	1	1	66
Eric Fichaud	75	0	1	1	2
Wade Flaherty	60	0	1	1	6
Jamie McLennan	56	0	1	1	10
Joey MacDonald	51	0	1	1	6
Al Montoya	51	0	1	1	4
Kevin Poulin	50	0	1	1	0
Robin Lehner	46	0	1	1	0
Jeff Hackett	43	0	1	1	6
Kevin Weekes	36	0	1	1	0
Tim Wallace	31	0	1	1	6
Martin Biron	29	0	1	1	2
Joel Rechlicz	23	0	1	1	95
Mike Dunham	19	0	1	1	0
Jason Strudwick	18	0	1	1	43
Joe Finley	16	0	1	1	20
Jarrett Deuling	15	0	1	1	11
Micah Aivazoff	12	0	1	1	6
Anders Myrvold	12	0	1	1	0
Mark Katic	11	0	1	1	4
Darcy Regier	11	0	1	1	7
Johan Sundstrom	11	0	1	1	6
Luca Sbisa	9	0	1	1	4
Matt Spiller	9	0	1	1	2
Justin DiBenedetto	8	0	1	1	2
Griffin Reinhart	8	0	1	1	6
Mark Flood	6	0	1	1	0
Walt Ledingham	6	0	1	1	0
John Namestnikov	6	0	1	1	4
Garth MacGuigan	5	0	1	1	2
Darryl Bootland	4	0	1	1	2
Bracken Kearns	4	0	1	1	6
Alexander Karpovtsev	3	0	1	1	4
Kevin Devine	2	0	1	1	8
Dallas Eakins	2	0	1	1	2
Dean Malkoc	2	0	1	1	7
Scott Pearson	2	0	1	1	0
Jason Herter	1	0	1	1	0
Gerry Desjardins	80	0	0	0	0
Tommy Soderstrom	78	0	0	0	9
Dwayne Roloson	50	0	0	0	14
John Vanbiesbrouck	44	0	0	0	8
Wade Dubielewicz	37	0	0	0	0
Felix Potvin	33	0	0	0	2
Yann Danis	31	0	0	0	0
Joe Day	24	0	0	0	30
Roberto Luongo	24	0	0	0	0
Tomi Pettinen	24	0	0	0	18
Anders Nilsson	23	0	0	0	2
Steve Weeks	23	0	0	0	2
Jean-Francois Berube	21	0	0	0	0
Mitch Fritz	20	0	0	0	42
Chad Johnson	19	0	0	0	0
Warren Luhning	19	0	0	0	8
Chris Pryor	18	0	0	0	51
Steve Regier	18	0	0	0	4
Kevin Colley	16	0	0	0	52
Christopher Gibson	14	0	0	0	0
Jesse Belanger	12	0	0	0	2
Mark Janssens	12	0	0	0	34

ALL-TIME SCORING (CONT.)

PLAYER	GP	G	A	PTS	PIM
Eric Boguniecki	11	0	0	0	8
Ronald Petrovicky	11	0	0	0	4
Brett Skinner	11	0	0	0	4
Mike Hordy	11	0	0	0	7
Jim Cummins	10	0	0	0	31
Nathan Lawson	10	0	0	0	0
Alex McKendry	10	0	0	0	2
Randy Hillier	8	0	0	0	11
Chris Terrieri	8	0	0	0	2
Danny Lorenz	8	0	0	0	0
Dave Archibald	7	0	0	0	4
Tom Draper	7	0	0	0	0
Corey Foster	7	0	0	0	2
Rhett Rakhshani	7	0	0	0	0
Marcel Cousineau	6	0	0	0	0
Mike MacWilliam	6	0	0	0	14
Stephen Valiquette	6	0	0	0	0
Bob Halkidis	5	0	0	0	30
Steve Junker	5	0	0	0	0
Alexander Kharitinov	5	0	0	0	4
Michal Neuvirth	5	0	0	0	0
Deron Quint	5	0	0	0	0
Jason Widmer	5	0	0	0	7
Shawn Byram	4	0	0	0	14
Brett Gallant	4	0	0	0	17
Rick Green	4	0	0	0	0
Mikko Koskinen	4	0	0	0	0
Randy Johnston	4	0	0	0	4
Connor Jones	4	0	0	0	2
Alan Letang	4	0	0	0	0
George Maneluk	4	0	0	0	2
Todd Okerlund	4	0	0	0	2
Grigori Panteleev	4	0	0	0	0
Jason Simon	4	0	0	0	34
Derek Bekar	4	0	0	0	2
Kip Brennan	3	0	0	0	12
Mike Donnelly	3	0	0	0	2
Jim Dowd	3	0	0	0	0
Brent Grieve	3	0	0	0	7

PLAYER	GP	G	A	PTS	PIM
Matt Keith	3	0	0	0	0
Matt Koalska	3	0	0	0	2
Peter Mannino	3	0	0	0	0
Bob McGill	3	0	0	0	5
Petr Mika	3	0	0	0	0
Alain Nasreddine	3	0	0	0	2
Brandon Smith	3	0	0	0	0
Brad Turner	3	0	0	0	0
Taylor Beck	2	0	0	0	2
Richard Brodeur	2	0	0	0	0
Ryan Caldwell	2	0	0	0	2
Glenn Johannesen	2	0	0	0	0
Dale Kushner	2	0	0	0	2
Dave Pulkkinen	2	0	0	0	0
Scott Scissons	2	0	0	0	0
Harry Zolnierczyk	2	0	0	0	0
Bruce Affleck	1	0	0	0	0
Sean Bentivoglio	1	0	0	0	2
Matt Campanale	1	0	0	0	0
Jamie Doornbosch	1	0	0	0	0
Jamie Fraser	1	0	0	0	0
Gerry Gray	1	0	0	0	0
Neil Hawryliw	1	0	0	0	0
Goran Hogosta	1	0	0	0	0
Cole Jarret	1	0	0	0	0
Mike Kennedy	1	0	0	0	2
Anton Klementyev	1	0	0	0	0
Daniel Lacroix	1	0	0	0	0
Jeff Libby	1	0	0	0	0
Greg Mauldin	1	0	0	0	0
Masi Marjamaki	1	0	0	0	0
Jason Podollan	1	0	0	0	2
Dave Roche	1	0	0	0	0
Shane Sims	1	0	0	0	0
Vern Smith	1	0	0	0	0
Victor Teal	1	0	0	0	0
Dave Salvian	0	0	0	0	0
Marko Tuomainen	1	0	0	0	0
Nick Vachon	1	0	0	0	0

OPPONENTS

IN THE PAST

STANLEY CUP PLAYOFFS

MEDIA INFORMATION

ALL-TIME GOALTENDING (51)

PLAYER	GP	MINs	GA	EN	SO	GAA	SV*	SOG*	SV%*	RECORD
Bill Smith	674	38124	2008	33	22	3.16	17074	19082	.895	304-230-104
Rick DiPietro	318	18198	871	28	16	2.87	9786	8915	.902	130-136-36
Glenn Resch	282	16408	699	10	25	2.56	7175	7874	.902	157-69-47
Kelly Hrudey	241	13617	787	11	6	3.47	6331	7118	.889	106-90-26
Tommy Salo	187	10568	488	21	14	2.77	4512	5000	.902	62-94-21
Jaroslav Halak	177	10270	460	11	12	2.69	4826	5286	.913	88-65-19
Glenn Healy	176	9810	564	20	4	3.45	4564	5128	.890	66-79-21
Thomas Greiss	162	8886	398	7	10	2.69	4316	4714	.916	85-51-13
Roland Melanson	136	7639	400	7	1	3.14	1235	1380	.895	77-34-14
Mark Fitzpatrick	129	7396	420	14	3	3.41	3440	3860	.891	51-53-17
Garth Snow	127	6718	309	11	4	2.76	2887	3196	.903	44-52-13
Evgeni Nabokov	123	7107	307	10	9	2.59	3089	3396	.910	57-43-18
Chris Osgood	103	5736	253	10	6	2.65	2386	2639	.904	49-39-10
Gerry Desjardins	80	4443	295	1	0	4.00	2188	2484	.881	14-52-9
Tommy Soderstrom	78	3940	237	2	3	3.61	1850	2087	.886	19-34-9
Eric Fichaud	75	3800	199	4	1	3.14	1779	1978	.899	19-34-9
Dwayne Roloson	70	4103	198	6	1	2.90	1986	2184	.909	29-31-8
Ron Hextall	65	3581	184	3	5	3.08	1617	1801	.898	27-26-6
Wade Flaherty	60	2941	139	7	4	2.84	742	881	.842	15-26-6
Jamie McLennan	56	3108	167	2	0	3.22	1353	1520	.890	17-27-9
Joey MacDonald	51	2913	163	7	1	3.36	1494	1657	.902	14-27-7
Al Montoya	51	2874	135	4	1	2.82	1282	1417	.905	18-16-10
Kevin Poulin	50	2736	140	4	0	3.07	1252	1392	.899	18-25-3
Robin Lehner	46	2616	93	0	6	2.13	1230	1323	.930	25-13-5
John Vanbiesbrouck	44	2390	120	4	1	3.01	1057	1177	.898	10-25-5
Jeff Hackett	43	2169	130	3	0	3.60	940	1070	.879	9-25-1
Wade Dubielewicz	37	1926	82	0	0	2.55	938	1020	.920	16-13-2
Kevin Weekes	36	2026	115	3	1	3.41	1058	1173	.902	10-20-4
Felix Potvin	33	1879	105	3	1	3.35	872	977	.893	7-21-4
Yann Danis	31	1760	84	1	2	2.86	849	933	.910	10-17-3
Martin Biron	29	1634	89	0	1	3.27	770	859	.896	9-14-4
Roberto Luongo	24	1292	70	2	1	3.25	660	730	.904	7-14-1
Anders Nilsson	23	1319	67	0	1	3.05	593	660	.898	9-9-2
Steve Weeks	23	1032	62	0	0	3.60	504	566	.890	9-4-2
Jean-Francois Berube	21	926	48	0	0	3.11	900	481	.433	6-4-3
Chad Johnson	19	1053	54	0	0	3.08	434	488	.889	8-8-1
Mike Dunham	19	979	61	2	0	3.74	491	552	.889	4-10-3
Christopher Gibson	14	661	38	0	0	3.45	356	394	.904	3-4-3
Nathan Lawson	10	384	26	0	0	4.06	217	243	.893	1-4-2
Chris Terreri	8	443	18	2	0	2.44	187	205	.912	2-4-1
Danny Lorenz	8	357	25	1	0	4.20	149	174	.856	1-5-0
Tom Draper	7	227	16	0	0	4.23	102	118	.864	1-3-0
Marcel Cousineau	6	293	14	0	0	2.87	105	119	.882	0-4-0
Stephen Valiquette	6	193	6	0	0	1.87	111	117	.949	2-0-0
Michal Neuvirth	5	306	15	0	0	2.94	111	126	.881	1-3-1
Mikko Koskinen	4	208	15	0	0	4.33	103	118	.873	2-1-0
George Maneluk	4	140	15	0	0	6.43	79	94	.840	1-1-0
Peter Mannino	3	133	10	0	0	4.51	77	87	.885	1-1-0
Richard Brodeur	2	80	6	0	0	4.50	29	35	.829	1-0-0
Gerry Gray	1	60	5	0	0	5.00	29	34	.853	0-1-0
Goran Hogosta	1	9	0	0	0	0.00	3	3	1.000	0-0-0

OPPONENTS

IN THE PAST

STANLEY CUP PLAYOFFS

MEDIA INFORMATION

OPPOSITIONS

IN THE PAST

STANLEY CUP PLAYOFFS

MEDIA INFORMATION

DRAFT HISTORY

OPPONENTS

IN THE PAST

STANLEY CUP PLAYOFFS

MEDIA INFORMATION

RD	OVERALL	PLAYER	POS	RD	OVERALL	PLAYER	POS	RD	OVERALL	PLAYER	POS	RD	OVERALL	PLAYER	POS
1972 (14)				1976 (6)				1982 (12)				1986 (14)			
1	1.	Bill Harris	RW	1	14.	Alex McKendry	LW/RW	1	21.	Patrick Flatley	RW	1	17.	Tom Fitzgerald	C
2	17.	Lorne Henning	C	2	32.	Mike Kaszycski	C	2	42.	Vern Smith	D	2	38.	Dennis Vaske	D
3	33.	Bob Nystrom	RW	3	50.	Garth MacGuigan	C	3	63.	Garry Lacey	LW	3	59.	Bill Berg	D
4	49.	Ron Smith	D	4	68.	Ken Morrow	D	4	84.	Alan Kerr	LW	4	80.	Shawn Byram	LW
5	65.	Richard Grenier	LW	5	86.	Mike Hordy	D	5	105.	Rene Breton	C	5	101.	Dean Sexsmith	C
6	81.	Derek Black	C/LW	6	104.	Yvon Vautour	RW	6	126.	Roger Kortko	C	5	104.	Todd McLellan	C
7	97.	Richard Brodeur	G	1977 (8)				7	147.	John Tiano	C	6	122.	Tony Schmalzbauer	D
7	101.	Don McLaughlin	LW	1	15.	Mike Bossy	RW	8	168.	Todd Okerlund	RW	7	138.	Will Anderson	D
8	113.	Derek Kuznetsov	LW	2	33.	John Tonelli	LW/C	9	189.	Gord Paddock	D	7	143.	Rich Pilon	D
8	117.	Rene Levasseur	D	2	33.	John Tonelli	LW/C	10	210.	Eric Faust	D	8	164.	Peter Harris	G
9	129.	Yvan Rolando	RW	3	50.	Hector Marini	RW	11	231.	Pat Goff	D	9	185.	Jeff Jablonski	LW
9	133.	Bill Ennos	RW	3	51.	Bruce Andres	LW	12	252.	Jim Koudys	D	10	206.	Kerry Clark	RW
10	144.	Garry Howatt	LW	4	69.	Steve Stoyanovich	LW	1983 (14)				11	227.	Dan Beaudette	C
10	146.	Rene Lambert	RW	5	87.	Markus Mattsson	G	1	3.	Pat LaFontaine	C	12	248.	Paul Thompson	D
1973 (10)				6	105.	Steve Letzgas	D	1	16.	Gerald Diduck	D	1987 (12)			
1	1.	Denis Potvin	D	7	121.	Harald Luckner	C	2	37.	Garnet McKechney	RW	1	13.	Dean Chynoweth	D
3	33.	Dave Lewis	D	1978 (11)				3	57.	Mike Neill	D	2	34.	Jeff Hackett	G
4	49.	Andre St. Laurent	C	1	15.	Steve Tambellini	C	4	65.	Mikko Makela	C	3	55.	Dean Ewen	LW
5	65.	Ron Kennedy	LW	2	34.	Randy Johnston	D	5	84.	Bob Caulfield	RW	4	76.	George Maneluk	G
6	81.	Keith Smith	D	3	51.	Dwayne Lowdermilk	D	5	97.	Ron Viglasi	D	5	97.	Petr Vlk	LW
7	97.	Don Cutts	G	5	84.	Greg Hay	LW	6	117.	Darin Ilkainen	LW	6	118.	Rob DiMaio	C
7	110.	Denis Anderson	D	6	101.	Kelly Davis	LW/D	7	137.	Jim Sprenger	D	7	139.	Knut Walbye	C
8	113.	Mike Kennedy	RW	7	118.	Richard Pepin	RW	8	157.	Dale Henry	LW	8	160.	Jeff Saterdalen	RW
8	126.	Denis Desgagnés	C	8	135.	Dave Cameron	C	9	177.	Kevin Vescio	D	9	181.	Shawn Howard	D
9	129.	Bob Lorimer	D	9	152.	Paul Joswiak	G	10	197.	Dave Shellington	LW	10	202.	John Herlihy	RW
1974 (19)				10	169.	Scott Cameron	D	11	217.	John Bjorkman	C	11	223.	Michael Erickson	D
1	4.	Clark Gillies	LW	11	184.	Christer Lowdahl	C/LW	12	237.	Peter McGeough	RW	12	244.	Will Averill	F
2	22.	Bryan Trottier	C	12	199.	Gunnar Persson	D	1984 (13)				1988 (15)			
3	40.	Brad Anderson	C	1979 (7)				1	20.	Duncan MacPherson	D	1	16.	Kevin Cheveldayoff	D
5	76.	Carlo Torressan	D	1	17.	Duane Sutter	RW	2	41.	Bruce Melanson	RW/LW	2	29.	Wayne Doucet	LW
6	94.	Sid Prysunka	LW/RW	2	25.	Tomas Jonsson	D	3	62.	Jeff Norton	D	2	37	Sean LeBrun	LW
7	112.	Dave Langevin	D	2	38.	Bill Carroll	C	4	70.	Doug Wieck	LW	3	58.	Danny Lorenz	G
8	129.	Dave Inkpen	D	3	59.	Roland Melanson	G	4	83.	Ari Eerik Haanpaa	RW	4	79.	Andre Brassard	D
9	146.	Jim Foubister	G	4	80.	Tim Lockridge	D	5	104.	Mike Murray	C	5	100.	Paul Rutherford	C
10	163.	Bob Ferguson	C	5	101.	Glen Duncan	LW	6	125.	Jim Wilharm	D	6	111.	Pavel Gross	RW
11	178.	Murray Fleck	D	6	122.	John Gibb	D	7	146.	Kelly Murphy	D	6	121.	Jason Rathbone	RW
12	192.	Dave Rooke	D	1980 (11)				8	167.	Franco DeSantis	D	7	142.	Yves Gaucher	LW
13	204.	Neil Smith	D	1	17.	Brent Sutter	C	9	187.	Tom Warden	D	8	163.	Marty McInnis	C
14	214.	Stefan Persson	D	2	38.	Kelly Hrudey	G	10	208.	David Volek	RW	9	173.	Shorty Forrester	F
15	221.	Dave Otness	D	3	59.	Dave Simpson	C	11	228.	Russ Becker	D	9	184.	Jeff Blumer	RW
16	226.	Jim Murray	D	4	68.	Monty Trottier	C	12	249.	Allister Brown	D	10	205.	Jeff Kampersal	D
17	229.	Mike Dibble	G	4	80.	Greg Gilbert	LW	1985 (14)				11	226.	Phillip Neururer	D
18	232.	Brian Bye	LW	5	101.	Ken Leiter	D	1	6.	Brad Dalgarno	RW	12	247.	Joe Cappriani	G
19	235.	Martti Jarkko	C	6	122.	Dan Revell	RW	1	13.	Derek King	LW	1989 (14)			
20	238.	Ron Phillips	D	7	143.	Mark Hamway	RW	2	34.	Brad Lauer	RW	1	2.	David Chyzowski	LW
1975 (12)				8	164.	Morrison Gare	RW	3	55.	Jeff Finley	D	2	23.	Travis Green	C
1	11.	Pat Price	D	9	185.	Peter Steblyk	D	4	76.	Kevin Herom	LW	3	44.	Jason Zent	LW
2	29.	Dave Salvian	RW	10	206.	Glenn Johannessen	D	5	89.	Tommy Hedlund	D	4	65.	Brent Grieve	LW
3	47.	Joe Fortunato	LW	1981 (11)				5	97.	Jeff Sveen	RW	5	86.	Jace Reed	D
4	65.	Andre Lepage	G	1	21.	Paul Boutilier	D	6	118.	Rod Dallman	LW	5	90.	Steve Young	RW
5	83.	Dennis McLean	LW	2	42.	Gord Dineen	D	7	139.	Kurt Lackten	RW	5	99.	Kevin O'Sullivan	D
6	101.	Mike Sleep	RW	3	57.	Ron Handy	LW	8	160.	Hank Lammens	D	7	128.	Jon Larson	D
7	119.	Richie Hansen	C	3	63.	Neal Coulter	RW	9	181.	Rich Wiest	C	7	133.	Brett Harkins	LW
8	137.	Bob Sunderland	D	4	84.	Todd Lumbard	G	10	202.	Real Arsenaault	C	8	149.	Phil Huber	C
9	153.	Dan Blair	RW	5	94.	Jacques Sylvestre	C	11	223.	Mike Volpe	G	9	170.	Matthew Robbins	C
10	168.	Joey Girardin	D	6	126.	Chuck Brimmer	C	12	244.	Tony Grenier	LW	10	191.	Vladimir Malakhov	D
11	183.	Geoff Green	RW	7	147.	Teppo Virta	D	1986 (14)				11	212.	Kelly Ens	C
12	194.	Kari Makkonen	LW	8	168.	Bill Dowd	D	1987 (12)				12	233.	Iain Fraser	C
1976 (6)				9	189.	Scott MacLellan	RW	1988 (15)				1992 (14)			
1977 (8)				10	210.	Dave Randerson	RW	1989 (15)				1993 (14)			

DRAFT HISTORY (CONT.)

RD	OVERALL	PLAYER	POS	RD	OVERALL	PLAYER	POS	RD	OVERALL	PLAYER	POS	RD	OVERALL	PLAYER	POS				
1990 (11)																			
1	6.	Scott Scissons	C	1	2.	Wade Redden	D	1	1.	Rick DiPietro	G	1	7.	Kyle Okposo	RW				
2	27.	Chris Taylor	C	2	28.	Jan Hlavac	LW	1	5.	Raffi Torres	LW	2	60.	Jesse Joensuu	W				
3	48.	Dan Plante	RW	2	41.	D.J. Smith	D	4	101.	Arto Tukio	D	3	70.	Robin Figren	W				
5	90.	Chris Marinucci	C	5	106.	Vladimir Orszagh	W	4	105.	Vladimir Gorbunov	W	4	100.	Rhett Rakhshani	RW				
6	111.	Joni Lehto	D	7	158.	Andrew Taylor	LW	5	136.	Dmitri Upper	C	4	108.	Jase Weslosky	G				
7	132.	Michael Guilbert	D	9	210.	David MacDonald	G	5	148.	Kristofer Ottosson	W	4	115.	Tomas Marcinko	C				
8	153.	Sylvain Fleury	LW	9	211.	Mike Broda	LW	7	202.	Ryan Caldwell	D	4	119.	Doug Rogers	C				
9	174.	John Joyce	C	1996 (10)				9	264.	Dmitri Altarev	F	5	126.	Shane Sims	D				
10	195.	Richard Enga	C	1	3.	Jean-Pierre Dumont	LW	9	267.	Tomi Pettinen	D	5	141.	Kim Johansson	W				
11	216.	Martin Lacroix	RW	2	29.	Dan Lacouture	LW	2001 (8)				6	160.	Andrew MacDonald	D				
12	237.	Andy Shier	C	3	56.	Zdeno Chara	D	4	101.	Cory Stillman	C	6	171.	Brian Day	R				
1991 (12)																			
1	4.	Scott Lachance	D	4	83.	Tyrone Garner	G	5	132.	Dusan Salficky	G	7	190.	Troy Mattila	LW				
2	26.	Zigmund Palffy	RW	5	109.	Bubba Berenzweig	D	6	166.	Andy Chiodo	G	2007 (5)							
3	48.	Jamie McLennan	G	5	128.	Petr Sachl	C	7	197.	Jan Holub	D	3	62.	Mark Katic	D				
4	70.	Milan Hnilicka	G	6	138.	Todd Miller	C	8	228.	Mike Bray	RW	3	76.	Jason Gregoire	LW				
5	92.	Steve Junker	LW	7	165.	J.R. Prestifilippo	G	9	260.	Bryan Perez	F	4	106.	Maxim Gratchev	LW				
6	114.	Robert Valicevic	RW	8	192.	Evgeny Korolev	D	9	280.	Roman Kuhtinov	D	6	166.	Blake Kessel	D				
7	136.	Andreas Johansson	C	9	218.	Mike Muzechka	D	9	287.	Juha-Pekka Ketola	C	7	196.	Simon Lacroix	D				
8	158.	Todd Sparks	LW	1997 (11)				2002 (7)				2008 (13)							
9	180.	John Johnson	C	1	4.	Roberto Luongo	G	1	22.	Sean Bergenheim	F	1	9.	Josh Bailey	C				
10	202.	Robert Canavan	LW	1	5.	Eric Brewer	D	3	87.	Frans Nielsen	C	2	36.	Corey Trivino	C				
11	224.	Markus Thuesson	C	2	31.	Jeff Zehr	LW/C	5	149.	Markus Paulsson	F	2	40.	Aaron Ness	D				
12	246.	Marty Schriner	C	3	59.	Jarrett Smith	C	6	189.	Alexei Stonkus	D	2	53.	Travis Hamonic	D				
1992 (11)																			
1	5.	Darius Kasparaitis	D	3	79.	Robert Schnabel	D	7	220.	Brad Topping	G	3	66.	David Toews	C				
3	56.	Jarrett Deuling	LW	4	85.	Petr Mika	C	8	252.	Martin Chabada	LW	3	72.	Jyri Niemi	D				
5	104.	Tomas Kliment	C	5	115.	Adam Edinger	C	9	283.	Per Braxenholm	D	3	73.	Kirill Petrov	RW				
5	105.	Ryan Duthie	C	6	139.	Bobby Leavins	LW	2003 (9)				4	96.	Matt Donovan	D				
6	128.	Derek Armstrong	C	7	166.	Kris Knoblauch	LW	1	15.	Robert Nilsson	F	4	102.	David Ullstrom	W				
7	152.	Vladimir Grachev	LW	8	196.	Jeremy Symington	G	2	48.	Dmitri Chernykh	RW	5	126.	Kevin Poulin	G				
7	159.	Steve O'Rourke	RW	9	222.	Ryan Clark	D	2	53.	Evgeny Tunik	RW	5	148.	Matt Martin	LW				
8	176.	Jason Widmer	D	1998 (10)				2	58.	Jeremy Colliton	RW	6	156.	Jared Spurgeon	D				
9	200.	Daniel Paradis	C	1	9.	Michael Rupp	LW	4	120.	Stefan Blaho	RW	6	175.	Justin DiBenedetto	C				
10	224.	David Wainwright	D	2	36.	Chris Nielsen	C	6	182.	Bruno Gervais	D	2009 (7)							
11	248.	Andrei Vasilyev	LW	4	95.	Andy Burnham	RW	7	212.	Denis Rehak	D	1	1.	John Tavares	C				
1993 (11)																			
1	23.	Todd Bertuzzi	RW	5	123.	Jiri Dopita	C	8	238.	Cody Blanshan	D	1	12.	Calvin de Haan	D				
2	40.	Bryan McCabe	D	6	155.	Kevin Clauson	D	8	246.	Igor Volkov	RW	2	31.	Mikko Koskinen	G				
3	66.	Vladimir Chebaturkin	D	7	182.	Evgeny Korolev	D	2004 (10)				3	62.	Anders Nilsson	G				
4	92.	Warren Luhning	RW	8	209.	Frederik Brind'Amour	G	1	16.	Petteri Nokelainen	C	4	92.	Casey Cizikas	C				
5	118.	Tommy Salo	G	9	237.	Ben Blais	D	2	47.	Blake Comeau	RW	5	122.	Anton Klementyev	D				
6	144.	Peter LeBoutillier	RW	9	242.	Jason Doyle	RW	3	82.	Sergei Ogorodnikov	C	6	152.	Anders Lee	C				
7	170.	Darren Van Impe	D	9	250.	Radek Matejovsky	W	4	115.	Wes O'Neill	D	2010 (6)							
8	196.	Rod Hinks	C	1999 (14)				5	148.	Steve Regier	LW	1	5.	Nino Niederreiter	RW				
9	222.	Daniel Johansson	D	1	5.	Tim Connolly	C	6	179.	Jaroslav Mrazek	D	1	30.	Brock Nelson	C				
10	248.	Stephane Larocque	RW	1	8.	Taylor Pyatt	LW	7	210.	Emil Axelsson	D	3	65.	Kirill Kabanov	LW				
11	274.	Carl Charland	LW	1	10.	Branislav Mezei	D	7	227.	Chris Campoli	D	3	82.	Jason Clark	C/LW				
1994 (12)																			
1	9.	Brett Lindros	RW	1	28.	Kristian Kudroc	D	8	244.	Jason Pitton	LW	5	125.	Tony DeHart	D				
2	38.	Jason Holland	D	3	78.	Mattias Weinhandl	RW	9	276.	Sylvain Michaud	G	5	185.	Cody Rosen	G				
3	63.	Jason Strudwick	D	3	87.	Brian Collins	C	2005 (7)				2011 (8)							
4	90.	Brad Lukowich	D	4	101.	Juraj Kolnik	RW	1	15.	Ryan O'Marra	C	1	5.	Ryan Strome	C				
5	112.	Mark McArthur	G	4	102.	Johan Halvardsson	D	2	46.	Dustin Kohn	D	2	34.	Scott Mayfield	D				
5	116.	Albie O'Connell	LW	5	130.	Justin Mapletoft	C	3	76.	Shea Guthrie	W	2	50.	Johan Sundstrom	C				
6	142.	Jason Stewart	RW	6	163.	Bjorn Melin	RW	5	144.	Masi Marjamaki	LW	3	63.	Andrew Pedan	D				
8	194.	Mike Loach	C	8	228.	Radek Martinek	D	6	180.	Tyrell Mason	D	4	95.	Robbie Russo	D				
8	203.	Peter Hogardh	C	9	255.	Brett Henning	C	7	196.	Nick Tuzzolino	D	5	125.	Johan Persson	LW				
9	220.	Gord Walsh	LW	9	268.	Tyler Scott	D	7	210.	Luciano Aquino	RW	5	127.	Brenden Kichton	D				
10	246.	Kirk Dewaele	D													7	185.	Mitchell Theoret	LW
11	272.	Dick Tarnstrom	D																

OPPONENTS

IN THE PAST

STANLEY CUP PLAYOFFS

MEDIA INFORMATION

DRAFT HISTORY (CONT.)

	RD	OVERALL	PLAYER	POS
OPPOSITIONS	2012 (7)			
	1	4.	Griffin Reinhart	D
	2	34.	Ville Pokka	D
	3	65.	Adam Pelech	D
	4	103.	Loic Leduc	D
	5	125.	Doyle Somerby	D
	6	155.	Jesse Graham	D
IN THE PAST	2013 (7)			
	1.	15.	Ryan Pulock	D
	3.	70.	Eamon McAdam	G
	3.	76.	Taylor Cammarata	F
	4.	106.	Stephon Williams	G
	5.	136.	Victor Crus Rydberg	C
	6.	166.	Alan Quine	C
STANLEY CUP PLAYOFFS	2014 (7)			
	1.	5.	Michael Dal Colle	F
	1.	28.	Joshua Ho-Sang	F
	3.	78.	Ilya Sorokin	G
	4.	95.	Linus Soderstrom	G
	4.	108.	Devon Toews	D
	6.	155.	Kyle Schempp	F
MEDIA INFORMATION	2015 (7)			
	1.	16.	Mathew Barzal	F
	1.	28.	Anthony Beauvillier	F
	3.	82.	Mitchell Vande Sompel	D
	4.	112.	Parker Wotherspoon	D
	5.	147.	Ryan Pilon	D
	6.	172.	Andong Song	D
	2016 (6)			
	1.	19.	Kieffer Bellows	F
	4	95.	Anatoli Golyshev	F
	4	120.	Otto Koivula	F
	6	170.	Collin Adams	F
	7	193.	Nick Pastujov	F
	7	200.	David Quenneville	D
	2017 (5)			
	2.	46.	Robin Salo	D
	3	77.	Ben Mirageas	D
	5	139.	Sebastian Aho	D
	6	165	Arnaud Durand	F
	7	201.	Logan Cockerill	F
		2018 (8)		
1		11.	Oliver Wahlstrom	F
1		12.	Noah Dobson	D
2		41.	Bode Wilde	D
2		43.	Ruslan Iskhakov	F
3		72.	Jakub Skarek	G
4		103.	Jakob Pivonka	F
5	134.	Blade Jenkins	F	
	2019 (5)			
	1	23.	Simon Holmstrom	F
	2	26.	Samuel Bolduc	D
	5	147.	Reece Newkirk	F
	6	178.	Felix Bibeau	F
7	209.	Cole Coskey	F	

ALL-TIME ROSTER

Keith Acton 1993-94	C	<ul style="list-style-type: none"> Claimed off waivers from Washington on October 22, 1993. Retired July 1994.
Bruce Affleck 1983-84	D	<ul style="list-style-type: none"> Signed as a free agent on September 22, 1980. Retired following the 1983-84 season.
Sebastian Aho 2017-18-	D	<ul style="list-style-type: none"> Selected in the fifth round, 139th overall, of the 2017 NHL Draft
Micah Aivazoff 1995-96	C	<ul style="list-style-type: none"> Signed as a free agent on September 5, 1995. Became a free agent in July 1996.
Mikael Andersson 1999-00	RW	<ul style="list-style-type: none"> Acquired from Philadelphia with a 2000 fifth round selection in exchange for Gino Odjick on February 15, 2000. Became a free agent on July 1, 2000.
Niklas Andersson 1995-96-1996-97 1999-00	LW	<ul style="list-style-type: none"> Signed as a free agent on August 30, 1994. Became a free agent on July 1997. Acquired from Toronto in exchange for Criag Charron on August 17, 1999. Claimed by Nashville off waivers on January 20, 2000. Claimed off waivers from Nashville on February 20, 2000. Became a free agent on July 1, 2000.
Dave Archibald 1996-97	C	<ul style="list-style-type: none"> Signed as a free agent on October 3, 1996. Released on October 26, 1996.
Derek Armstrong 1993-94-1996-97	C	<ul style="list-style-type: none"> Selected in the 5th round, 128th overall, of the 1992 NHL Entry Draft. Became a free agent in July 1997.
Arron Asham 2002-03-2006-07	RW	<ul style="list-style-type: none"> Acquired from Montreal along with a fifth round pick in exchange for Mariusz Czerkawski on June 22, 2002. Became a free agent on July 1, 2007.
Adrian Aucoin 2001-02-2004-05	D	<ul style="list-style-type: none"> Acquired from Tampa Bay with Alexander Kharitinov in exchange for Mathieu Biron and a 2002 draft choice on June 22, 2001. Became a free agent in August 2005.
Keith Aucoin 2012-13	C	<ul style="list-style-type: none"> Claimed off waivers from Toronto on January 17, 2013 Became a free agent on July 1, 2013
Josh Bailey 2008-09-	C	<ul style="list-style-type: none"> Selected as 1st pick, 9th overall, in the 2008 NHL Entry Draft
Matthew Barzal 2016-17-	C	<ul style="list-style-type: none"> Selected in the first round, 16th overall, of the 2016 NHL Draft
Bob Bassen 1985-86-1988-89	C	<ul style="list-style-type: none"> Signed as a free agent on October 19, 1984. Traded with Steve Konroyd to Chicago in exchange for Gary Nylund and Marc Bergevin on November 25, 1988.
Shawn Bates 2001-02-2007-08	RW	<ul style="list-style-type: none"> Signed as a free agent on July 6, 2001. Contract bought out on June 27, 2008.
Ken Baumgartner 1989-90-1991-92	RW/D	<ul style="list-style-type: none"> Acquired from Los Angeles with Hubie McDonough in exchange for Mikko Makela on November 29, 1989. Traded with Dave McLwain to Toronto in exchange for Claude Loiselle and Daniel Marois on March 10, 1992.
Anthony Beauvillier 2016-17-	C	<ul style="list-style-type: none"> Selected in the first round, 28th overall, in the 2015 NHL Draft.
Bob Beers 1994-95-1995-96	D	<ul style="list-style-type: none"> Signed as a free agent on August 29, 1994. Became a free agent in July 1996.
Taylor Beck 2015-16	LW	<ul style="list-style-type: none"> Acquired from Toronto, along with Matthew Finn, Christopher Gibson, Tom Nilsson and Carter Verhaeghe, in exchange for Michael Grabner on September 17, 2015. Traded to Colorado in exchange for Marc-Andre Cliche on February 29, 2016.
Derek Bekar 2003-04-2004-05	LW	<ul style="list-style-type: none"> Signed as a free agent on September 10, 2003. Became a free agent in July 2005.
Jesse Belanger 2000-2001	C	<ul style="list-style-type: none"> Signed as a free agent on July 27, 2000. Became a free agent in July, 2001.
Ken Belanger 1995-96-1998-99	LW	<ul style="list-style-type: none"> Acquired from Toronto in three-team trade with Bryan Berard and Martin Straka in exchange for Kirk Muller and Wade Redden on January 23, 1996. Traded to Boston in exchange for Ted Donato on November 7, 1998.
Sean Bentivoglio 2008-09-2009-10	LW	<ul style="list-style-type: none"> Signed by the Islanders on May 27, 2007. Became a free agent on July 1, 2010.
Bryan Berard 1996-97-1998-99	D	<ul style="list-style-type: none"> Acquired from Ottawa in three-team trade with Ken Belanger and Martin Straka in exchange for Kirk Muller and Wade Redden on January 23, 1996. Traded with the Islanders' 1999 sixth round draft pick to Toronto in exchange for Felix Potvin and the Maple Leafs' 1999 sixth round draft pick (later traded to Tampa Bay) on January 9, 1999.
2007-08		<ul style="list-style-type: none"> Signed as a free agent on October 9, 2007. Became a free agent on July 1, 2008.
Bill Berg 1988-89-1992-93	LW/D	<ul style="list-style-type: none"> Selected in the third round, 59th overall, of the 1986 NHL Entry Draft. Claimed by Toronto on waivers on December 3, 1992.
Sean Bergenheim 2003-04-2009-10	C	<ul style="list-style-type: none"> Selected in the first round, 22nd overall, of the 2002 NHL Entry Draft. Became a free agent on July 1, 2010.
Marc-Andre Bergeron 2006-07-2007-08	D	<ul style="list-style-type: none"> Acquired from Edmonton along with a 2008 third draft selection in exchange for Denis Grebeshkov on February 18, 2007. Traded to Anaheim in exchange for a 2008 third round draft selection on February 26, 2007.
Michel Bergeron 1977-78	RW	<ul style="list-style-type: none"> Traded by Detroit in exchange for Andre St. Laurent on October 20, 1977. Traded to Washington for future considerations (25th pick in the 1979 NHL Entry Draft) on October 19, 1978.
Marc Bergevin 1988-89-1989-90	D	<ul style="list-style-type: none"> Traded with Gary Nylund from Chicago in exchange for Bob Bassen and Steve Konroyd on November 25, 1988. Traded to Hartford for future considerations on October 31, 1990.

ALL-TIME ROSTER (CONT.)

OPPONENTS

Steve Bernier 2015-16–2017-18	LW	•	Signed as a free agent on September 17, 2015 Became a free agent on July 1, 2018
Todd Bertuzzi 1995-96–1997-98	RW	•	Selected in the first round, 23rd overall, of the 1993 NHL Entry Draft. Traded with Bryan McCabe and a 1998 third round draft pick to Vancouver in exchange for Trevor Linden on February 6, 1998.
Craig Berube 2000-01	LW	•	Acquired from Washington in exchange for a 9th round pick in the 2001 NHL Entry Draft on January 11, 2001. Became a Free Agent on July 1, 2001.
Jean-Francois Berube 2015-16–2016-17	G	•	Claimed off waivers from Los Angeles on October 6, 2015. Selected by Las Vegas in the NHL Expansion Draft on June 21, 2017.
Martin Biron 2009-10	G	•	Signed as a free agent on July 22, 2009. Became a free agent on July 1, 2010.
Mathieu Biron 1999-00–2000-01	D	•	Acquired from Los Angeles with Olli Jokinen, Josh Green and the Kings' 1999 first round draft pick (Taylor Pyatt) in exchange for Zigmund Palffy, Bryan Smolinski and Marcel Cousineau on June 20, 1999. Traded with a second round pick in the 2002 NHL Entry Draft to Tampa Bay in exchange for Alexander Kharitonov and Adrian Aucoin on June 22, 2001.

IN THE PAST

Don Blackburn 1972-73	LW	•	Obtained in 1972 Intra-League Draft from the NY Rangers. Sold to Minnesota on March 1, 1973.
Jason Blake 2000-01–2006-07	C	•	Acquired from Los Angeles in exchange for a conditional 2001 draft pick on January 3, 2001. Became a free agent on July 1, 2007.
Eric Boguniecki 2006-07	RW	•	Acquired from Columbus in exchange for Ryan Caldwell on October 25, 2006. Became a free agent on July 1, 2007.
Darryl Bootland 2007-08	RW	•	Signed as a free agent on July 9, 2007. Traded to Anaheim in exchange for Matt Keith on January 9, 2008.
Mike Bossy 1977-78–1987-88	RW	•	Selected in the first round, 15th overall, of the 1977 NHL Amateur Draft. Retired on October 24, 1988.

STANLEY CUP PLAYOFFS

Joel Bouchard 2005-06–2006-07	D	•	Signed as a free agent on August 18, 2005. Became a free agent on July 1, 2007.
Pierre-Marc Bouchard 2013-14	C	•	Signed as a free agent on July 5, 2013. Traded to Chicago with Peter Regin in exchange for a fourth-round pick in the 2014 NHL Draft.
Eric Boulton 2012-13–2015-16	LW	•	Signed as a free agent on July 2, 2012. Became a free agent on July 1, 2016.
Bob Bourne 1974-75–1985-86	C	•	Acquired from Kansas City in exchange for Bart Crashley on July 1, 1974. Claimed by Los Angeles in 1986 NHL Waiver Draft.
Paul Boutilier 1981-82–1985-86	D	•	Selected in the first round, 21st overall, of the 1981 NHL Entry Draft. Awarded to Boston as compensation for signing Brian Curran on September 5, 1986.
Johnny Boychuk 2014-15–	D	•	Acquired from Boston on October 4, 2014 in exchange for a 2nd round pick in the 2015 and 2016 NHL Draft, along with a conditional 3rd round pick (conditions not met)
Randy Boyd 1985-86–1986-87	D	•	Acquired from Chicago in 1985 Waiver Draft. Claimed by Vancouver in 1987 NHL Waiver Draft.
Brad Boyes 2012-13	RW	•	Signed as a free agent on July 1, 2012 Became a free agent on July 5, 2013
Kip Brennan 2007-08	LW	•	Signed as a free agent on July 3, 2007. Became a free agent on July 1, 2008.
Eric Brewer 1998-99–1999-00	D	•	Selected in the first round, 5th overall, of the 1997 NHL Entry Draft. Traded with Josh Green and the Islanders' 2nd round pick in the 2000 NHL Entry Draft (Brad Winchester) to Edmonton in exchange for Roman Hamrlik on June 24, 2000.

MEDIA INFORMATION

Aris Brimanis 1999-00–2000-01	D	•	Signed as a free agent on August 12, 1999. Became a free agent on July, 2001.
Richard Brodeur 1979-80	G	•	Selected in the seventh round, 97th overall, of the 1972 NHL Amateur Draft. Obtained in 1979 Expansion Draft from Quebec. Traded to Vancouver for switch in 1981 NHL EntryDraft choices on October 6, 1980.
Arnie Brown 1972-73	D	•	Traded by Detroit with Gerry Gray in exchange for Denis DeJordy and Don McLaughlin on October 5, 1972. Traded to Atlanta in exchange for Ernie Hicke and Bill MacMillan February 13, 1973.
Sven Butenschon 2002-03-2004-05	D	•	Acquired from Florida on October. 11, 2002 in exchange for Juraj Kolnik and a 9th round pick in the 2003 NHL Entry Draft Became a free agent in August, 2005.
Shawn Byram 1990-91	LW	•	Selected in the fourth round, 80th overall, of the 1986 NHL Entry Draft. Released following the 1990-91 season.
Eric Cairns 1998-99–2003-04	D	•	Claimed off waivers from NY Rangers on December 22, 1998. Became a free agent on July 1, 2004.
Ryan Caldwell 2005-06–2006-07	D	•	Selected in the seventh round, 202nd overall, of the 2000 Entry Draft. Traded to Columbus in exchange for Eric Boguniecki on October 25, 2006.
Joe Callahan 2008-09	D	•	Signed by the Islanders on July 8, 2008. Became a free agent on July 1, 2009.
Craig Cameron 1972-73–1974-75	RW	•	Obtained in 1972 Expansion Draft from Minnesota. Traded to Minnesota for Jude Drouin on January 7, 1975.
Matt Campanale 2010-11	D	•	Signed an Amateur Tryout agreement on April 6, 2011. Released from his tryout agreement on April 7, 2011.
Chris Campoli 2005-06–2008-09	D	•	Selected in the seventh round, 227th overall, of the 2004 NHL Entry Draft. Traded with Mike Comrie to Ottawa in exchange for Dean McAmmond and a first round pick in the 2009 NHL Entry Draft on Feb. 20, 2009.
Matt Carkner 2012-13–2014-15	D	•	Signed as a free agent on July 1, 2012 Became a free agent on July 1, 2015

ALL-TIME ROSTER (CONT.)

Bill Carroll 1980-81–1983-84	C	•	Selected in the third round, 38th overall, of the 1979 NHL Entry Draft. Claimed by Edmonton in 1984 Waiver Draft.
Zdeno Chara 1997-98–2000-01	D	•	Selected in the third round, 56th overall, of the 1996 NHL Entry Draft. Traded with Bill Muckalt and the Islanders' first round pick in the 2001 NHL Entry Draft (Jason Spezza) to Ottawa in exchange for Alexei Yashin on June 23, 2001.
Vladimir Chebaturkin 1997-98–1999-00	D	•	Selected in the third round, 66th overall, of the 1993 NHL Entry Draft. Became a free agent in July, 2000.
Jason Chimera 2016-17–2017-18	LW	•	Signed as a free agent on July 1, 2016 Traded to the Anaheim Ducks in exchange for Chris Wagner on February 26, 2018.
Tom Chorske 1997-98–1998-99	LW	•	Claimed off waivers from Ottawa on September 28, 1997. Traded with the Islanders' 1999 eighth round draft pick to Washington in exchange for the Capitals' 1999 sixth round selection on October 16, 1998.
Dean Chynoweth 1988-89–1995-96	D	•	Selected in the first round, 13th overall, of the 1987 NHL Entry Draft. Traded to Boston for a 1996 fifth round draft pick on December 9, 1995.
David Chyzowski 1989-90–1994-95	LW	•	Selected in the first round, 2nd overall, of the 1989 NHL Entry Draft. Became a free agent in August 1995.
Casey Cizikas 2011-12–	C	•	Selected in the fourth round, 92nd overall, of the 2009 NHL Draft.
Wendel Clark 1995-96	LW	•	Acquired from Colorado in three team trade in exchange for Steve Thomas on October 3, 1995. Traded to Toronto with Mathieu Schneider and D.J. Smith in exchange for Kenny Jonsson, Darby Hendrickson, Sean Haggerty and a 1997 first round draft choice on March 13, 1996.
Cal Clutterbuck 2013-14–	RW	•	Acquired from Minnesota with a third-round pick in the 2013 NHL Draft in exchange for Nino Niederreiter.
Danton Cole 1995-96	RW	•	Signed as a free agent on September 5, 1995. Traded to Chicago in exchange for Bob Halkidis on February 2, 1996.
Kevin Colley 2005-06	C	•	Signed as a free agent on June 10, 2004. Retired on February 24, 2006.
Rob Collins 2005-06	LW	•	Signed as a free agent on September 1, 2003. Became a free agent on July 1, 2006.
Jeremy Colliton 2005-06–2008-09 2010-11	C	•	Selected in the second round, 58th overall, of the 2003 NHL Entry Draft. Became a free agent on July 1, 2009. Signed as a free agent on November 30, 2010. Became a free agent on July 1, 2011.
Blake Comeau 2006-07–2011-12	C/RW	•	Selected in the second round, 47th overall, of the 2004 Entry Draft. Claimed off waivers by Calgary on November 25, 2011.
Mike Comrie 2007-08–2008-09	C	•	Signed as a free agent on July 5, 2007. Traded with Chris Campoli to Ottawa in exchange for Dean McAmmond and a first round pick in the 2009 Draft on Feb. 20, 2009.
Cory Conacher 2014-15	C	•	Signed as a free agent on July 1, 2014 Traded to Vancouver on March 2, 2015 in exchange for Dustin Jeffrey.
Pat Conacher 1995-96	LW	•	Acquired from Calgary with a 1997 sixth round draft pick in exchange for Bob Sweeney on March 20, 1996 Became a free agent in July 1996.
Tim Connolly 1999-00–2000-01	C	•	Selected in the first round, 5th overall, of the 1999 NHL Entry Draft. Traded with Taylor Pyatt to Buffalo in exchange for Michael Peca on June 24, 2001.
Bob Cook 1973-74–1974-75	RW	•	Traded by Detroit with Ralph Stewart in exchange for Ken Murray and Brian Lavender on January 17, 1973. Sold to Minnesota on January 5, 1975.
Neal Coulter 1985-86–1987-88	RW	•	Selected in the third round, 63rd overall, of the 1981 NHL Entry Draft. Released on June 30, 1988.
Marcel Cousineau 1998-99	G	•	Signed as a free agent on July 14, 1998. Traded with Zigmund Palffy and Bryan Smolinski to Los Angeles in exchange for Olli Jokinen, Josh Green, Mathieu Biron and the Kings' 1999 first round draft pick (Taylor Pyatt) on June 20, 1999.
Adam Creighton 1991-92	C	•	Acquired from Chicago with Steve Thomas in exchange for Brent Sutter and Brad Lauer on October 25, 1991. Claimed by Tampa Bay in the 1992 Waiver Draft.
Terry Crisp 1972-73	C	•	Obtained in 1972 Expansion Draft from St. Louis. Traded to Philadelphia in exchange for Jean Potvin and Glen Irwin on March 5, 1973.
Doug Crossman 1989-90–1990-91	D	•	Obtained by the Islanders on May 23, 1989 to complete a Feb. 22, 1989 trade that sent the Islanders' Kelly Hrudevy to Los Angeles in exchange for Wayne McBean and Mark Fitzpatrick. Traded to Hartford for Ray Ferraro on November 13, 1990.
Ted Crowley 1998-99	D	•	Acquired from Colorado in exchange for Mike Gaul on December 15, 1998. Became a free agent in July 1999.
Jim Cummins 2001-02	RW	•	Acquired from Anaheim in exchange for Dave Roche on January 17, 2002. Became a free agent in July 2002.
Brian Curran 1986-87–1987-88	D	•	Signed as a free agent on August 29, 1986. Traded to Toronto on March 8, 1988 for future considerations (NYI draft Pavel Gross).
Mariusz Czerkawski 1997-98–2001-02 2003-04	RW	•	Acquired from Edmonton in exchange for Dan LaCouture on August 25, 1997. Traded to Montreal in exchange for Arron Asham and a fifth round pick in 2002 (Markus Paulsson). Signed as a free agent on July 17, 2003. Became a free agent in July 2004.
Kevin Czuczman 2013-14	D	•	Signed as a free agent on March 11, 2014. Became a free agent on July 1, 2016

ALL-TIME ROSTER (CONT.)

OPPONENTS

IN THE PAST

STANLEY CUP PLAYOFFS

MEDIA INFORMATION

J.J. Daigneault 1997-98	D	•	Acquired from Anaheim with Joe Sacco and Mark Janssens in exchange for Travis Green, Doug Houda and Tony Tuzzolino on February 6, 1998. Claimed on June 26, 1998 by Nashville in the Expansion Draft.
Brad Dalgarno 1985-86-1988-89 1990-91-1995-96	RW	•	Selected in the first round, 6th overall, of the 1985 NHL Entry Draft. Retired in October 1989. Returned in September 1990. Became a free agent in July 1996.
Miichael Dal Colle 2017-18-	LW	•	Selected in the first round, 5th overall, of the 2014 NHL Draft.
Rod Dallman 1987-88-1989-90	LW	•	Selected in the sixth round, 118th overall, of the 1985 NHL Entry Draft. Became a free agent on July 1, 1990.
Yann Danis 2008-09	G	•	Signed by the Islanders on July 2, 2008. Became a free agent on July 1, 2009.
Craig Darby 1994-95-1995-96	C	•	Acquired from Montreal with Kirk Muller and Mathieu Schneider in exchange for Pierre Turgeon and Vladimir Malakhov on April 5, 1995. Claimed off waivers by Philadelphia on June 4, 1996.
Brandon Davidson 2018	D	•	Acquired from Edmonton in exchange for a third-round pick in the 2019 NHL Draft on February 27, 2018. Became a free agent on July 1, 2018.
Johan Davidsson 1999-00	C	•	Acquired from Anaheim in exchange for Jorgen Jonsson on March 10, 2000. Became a free agent in July, 2000.
Rob Davison 2007-08	D	•	Acquired from San Jose in exchange for a 2008 seventh round draft selection on February 26, 2008. Became a free agent on July 1, 2008.
Jason Dawe 1997-98-1998-99	RW	•	Acquired from Buffalo in exchange for Paul Kruse and Jason Holland on March 24, 1998. Claimed off waivers by Montreal on December 15, 1998.
Joe Day 1993-94	LW	•	Signed as a free agent on August 24, 1993. Became a free agent in July 1994.
Calvin de Haan 2011-12-2017-18	D	•	Selected in the first round, 12th overall, of the 2009 NHL Draft. Became a free agent on July 1, 2018
Gerry Desjardins 1972-73-1973-74	G	•	Obtained in 1972 Expansion Draft from Chicago. Defected and traded to Buffalo in exchange for Gary Lariviere on March 3, 1975.
Jarrett Deuling 1995-96-1996-97	LW	•	Selected in the third round, 56th overall, of the 1992 NHL Entry Draft. Became a free agent in July 1997.
Kevin Devine 1982-83	LW	•	Signed as a free agent on October 9, 1979. Became a free agent in July, 1984.
Justin DiBenedetto 2010-11	C	•	Selected in the sixth round, 175th overall, of the 2008 NHL Draft. Became a restricted free agent on July 1, 2012.
Gerald Diduck 1984-85-1989-90	D	•	Selected in the 1st round, 16th overall in 1983 NHL EntryDraft. Traded to Montreal for Craig Ludwig on Sept. 4, 1990.
Rick DiPietro 2000-01-2012-13	G	•	Selected first overall in the 2000 NHL Entry Draft. Contract bought out on July 3, 2013.
Rob DiMaio 1988-89-1991-92	C	•	Selected in the sixth round, 118th overall, of the 1987 NHL Entry Draft. Claimed by Tampa Bay in the 1992 Expansion Draft.
Gord Dineen 1982-83-1987-88 1994-95	D	•	Selected as 2nd pick (2nd round), 42nd overall, in 1981 NHL EntryDraft. Traded to Minnesota on March 8, 1988 in exchange for Chris Pryor and future considerations. Signed as a free agent on August 2, 1994. Claimed off waivers by Florida on February 5, 1996.
Ted Donato 1998-99 2001-02	LW	•	Acquired from Boston in exchange for Ken Belanger on November 7, 1998. Traded to Ottawa in exchange for the Senators' 1999 fourth round draft pick. Signed as a free agent on January 17, 2002. Claimed off waivers by Los Angeles on January 30, 2002.
Mike Donnelly 1996-97	LW	•	Signed as a free agent on August 19, 1996. Became a free agent on July 1, 1997.
Matt Donovan 2011-12-2014-15	D	•	Selected in the fourth round, 96th overall, of the 2008 NHL Draft. Became a free agent on July 1, 2015
Jamie Doornbosch 2010-11	D	•	Signed to an Amateur Tryout agreement on April 5, 2011. Released from his tryout agreement on April 6, 2011.
Jim Dowd 1996-97	C	•	Acquired from Vancouver in the Waiver Draft on September 30, 1996. Became free agent in July 1997.
Tom Draper 1993-94	G	•	Acquired from Buffalo for future considerations on September 30, 1993. Became a free agent in July 1994.
Jude Drouin 1974-75-1977-78	C	•	Traded by Minnesota for Craig Cameron on January 7, 1975. Became a free agent in July 1978.
Ted Drury 1999-00	C	•	Acquired from Anaheim in exchange for Tony Hrkac and Dean Malkoc on October 28, 1999. Selected by Columbus in the NHL Expansion Draft on June 23, 2000.
Wade Dubielewicz 2003-04-2007-08	G	•	Signed as a free agent on May 25, 2003. Became a free agent on July 1, 2008.
Mike Dunham 2006-07	G	•	Signed as a free agent on September 29, 2006. Became a free agent on July 1, 2007.
Dallas Eakins 1999-00	D	•	Signed as a free agent on August 12, 1999. Traded to Chicago for future considerations on March 3, 2000.

ALL-TIME ROSTER (CONT.)

Mark Eaton 2010-11–2011-12	D	•	Signed as a free agent on July 2, 2010. Became a free agent on July 1, 2012.
Jordan Eberle 2017-18–	RW	•	Acquired from Edmonton in exchange for Ryan Strome on June 22, 2017
John Erskine 2005-06	D	•	Acquired from Dallas along with a second round selection in the 2006 NHL Entry Draft in exchange for Janne Niinimaa and a seventh round selection in the 2007 NHL Entry Draft on January 10, 2006. Became a free agent in June 2006.
Shawn Evans 1989-90	D	•	Signed as a free agent on June 29, 1988. Released following the 1989-90 season.
Drew Fata 2006-07–2007-08	D	•	Signed as a free agent on February 4, 2007. Became a free agent on July 1, 2008.
Ruslan Fedotenko 2007-08	LW	•	Signed as a free agent on July 4, 2007. Became a free agent on July 1, 2008.
Chris Ferraro 1999-00	C/RW	•	Signed as a free agent on July 7, 1999. Became a free agent in July 2000.
Ray Ferraro 1990-91–1994-95	C	•	Acquired from Hartford in exchange for Doug Crossman on November 13, 1990. Became a free agent in July 1995.
Eric Fichaud 1995-96–1997-98	G	•	Acquired from Toronto in exchange for Benoit Hogue, a 1995 third round selection (Ryan Peperall) and a 1996 fifth round pick on April 6, 1995. Traded to Edmonton for Mike Watt on June 18, 1998.
Valtteri Filppula 2018-19	F	•	Signed as a free agent on July 1, 2018. Became a free agent on July 1, 2019.
Jeff Finley 1987-88–1991-92	D	•	Selected in the third round, 55th overall, of the 1985 NHL Entry Draft. Traded to Ottawa in exchange for Chris Luongo on June 30, 1993.
Joe Finley 2012-13–2013-14	D	•	Claimed off waivers from Buffalo on January 15, 2013 Became a free agent on July 1, 2014.
Tom Fitzgerald 1988-89–1992-93	C/RW	•	Selected in the first round, 17th overall, of the 1986 NHL Entry Draft. Claimed by Florida in the 1993 Expansion Draft.
Mark Fitzpatrick 1988-89–1992-93	G	•	Acquired with Wayne McBean and future considerations (Doug Crossman) from Los Angeles in exchange for Kelly Hruddy on February 22, 1989. Traded to Quebec with a 1993 first round draft choice (Adam Deadmarsh) in exchange for Ron Hextall and a 1993 first round draft choice (Todd Bertuzzi) on June 20, 1993.
Wade Flaherty 1997-98–2000-01	G	•	Signed as a free agent on July 1, 1997. Traded to Tampa Bay for a conditional draft pick on February 22, 2001.
Patrick Flatley 1983-84–1995-96	RW	•	Selected in the first round, 21st overall, of the 1982 NHL Entry Draft. Became a free agent in July 1996.
Mark Flood 2009-10	D	•	Signed as a free agent on May 21, 2009. Became a free agent on July 1, 2010.
Dave Fortier 1974-75–1975-76	D	•	Obtained in 1974 Reverse NHL Draft from Philadelphia. Traded to Vancouver for future considerations in October 1976.
Corey Foster 1996-97	D	•	Acquired from Pittsburgh in the Waiver Draft on September 30, 1996. Became a free agent in July, 1997.
Iain Fraser 1992-93	LW	•	Selected in the 12th round, 233rd overall, of the 1989 Entry Draft. Became a free agent in July 1993.
Jamie Fraser 2008-09	D	•	Signed by the Islanders on December 20, 2006. Became a free agent on July 1, 2009.
Mitch Fritz 2008-09	LW	•	Signed by the Islanders on July 3, 2008. Became a free agent on July 1, 2009.
Tanner Fritz 2017-18–	F	•	Signed by the Islanders on March 29, 2017.
Paul Gagne 1989-90	LW	•	Acquired from Toronto with Jack Capuano and Derek Laxdal in exchange for Gilles Thibaudeau and Mike Stevens on December 20, 1989. Became a free agent in July 1990.
Germain Gagnon 1972-73–1973-74	LW	•	Purchased from Montreal with Denis DeJordy, Glenn Resch, Tony Featherstone and Murray Anderson on June 6, 1972. Traded to Chicago in exchange for Walt Ledingham on March 7, 1974.
Brett Gallant 2013-14	LW	•	Signed as a free agent on February 5, 2013. Became a free agent on July 1, 2015
Garry Galley 2000-01	D	•	Signed as a free agent on September 10, 2000. Retired following the 2000-01 season.
Bruno Gervais 2005-06–2010-11	D	•	Selected in the sixth round, 182th overall, of the 2003 NHL Entry Draft. Traded to Tampa Bay for future considerations on June 25, 2011
Christopher Gibson 2015-16–	G	•	Acquired from Toronto, along with Matthew Finn, Christopher Gibson, Tom Nilsson and Carter Verhaeghe, in exchange for Michael Grabner on September 17, 2015.
Greg Gilbert 1981-82–1988-89	LW	•	Selected in the fourth round, 80th overall, of the 1980 NHL Amateur Draft. Traded to Chicago for future considerations (NYI draft Steve Young) on March 7, 1989.
Clark Gillies 1974-75–1985-86	LW	•	Selected in the first round, 4th overall, of the 1974 NHL Amateur Draft. Claimed by Buffalo in NHL Waiver Draft in October 1986.
Trevor Gillies 2009-10–2011-12	LW	•	Signed as a free agent on January 28, 2010. Became a free agent on July 1, 2012.
Stephen Gionta	F	•	Signed as a free agent on December 21, 2016

ALL-TIME ROSTER (CONT.)

OPPONENTS

IN THE PAST

STANLEY CUP PLAYOFFS

MEDIA INFORMATION

2016-17			Became a free agent on July 1, 2017
2018-19		•	Signed as a free agent on October 13, 2018.
		•	Became a free agent on July 1, 2019.
Ray Giroux	D	•	Acquired from Philadelphia for a 2000 sixth round draft pick on August 25, 1998.
1999-00–2001-02		•	Became a free agent in July 2002.
Eric Godard	RW	•	Acquired from Florida in exchange for a third round pick in the 2002 NHL Entry Draft on June 22, 2002.
2002-03–2005-06		•	Became a free agent on July 1, 2006.
Butch Goring	C	•	Acquired from Los Angeles in exchange for Bill Harris and Dave Lewis on March 10, 1980.
1979-80–1984-85		•	Claimed off waivers by Boston on January 8, 1985.
Micahel Grabner	RW	•	Claimed off waivers by Florida on October 5, 2010.
2010-11–2014-15		•	Traded to Toronto in exchange for Taylor Beck, Mattew Finn, Christopher Gibson, Tom Nilsson and Carter Verhaeghe on September 17, 2015.
Mikhail Grabovski	C	•	Signed as a free agent on July 2, 2014.
2014-15–2016-17		•	Traded to Vegas, with Jake Bischoff, a 2017 first-round pick and 2019 second-round pick in exchange for expansion draft considerations.
Gerry Gray	G	•	Acquired from Detroit with Arnie Brown in exchange for Denis DeJordy and Don McLaughlin on October 5, 1972.
1972-73		•	Defected and released in June 1973
Denis Grebeshkov	D	•	Acquired from Los Angeles with Jeff Tambellini in exchange for Mark Parrish, Brent Sopel and a conditional selection in the 2006 Draft on March 8, 2006.
2006-07		•	Traded to Edmonton on February 18, 2007.
Josh Green	LW	•	Acquired with Olli Jokinen, Mathieu Biron and the Kings' 1999 first round draft pick (Taylor Pyatt) from Los Angeles in exchange for Zigmund Palffy, Bryan Smolinski and Marcel Cousineau on June 20, 1999.
1999-00		•	Traded to Edmonton with Eric Brewer and the Islanders 2000 second round draft pick in exchange for Roman Hamrlik on June 24, 2000.
Rick Green	D	•	Acquired from Detroit with future considerations for the rights to Alan Kerr on May 28.
1991-92		•	Retired July 1992.
Travis Green	C	•	Selected in the second round, 23rd overall, of the 1989 NHL Entry Draft.
1992-93–1997-98		•	Traded with Doug Houda and Tony Tuzzolino to Anaheim in exchange for Joe Sacco, J.J. Daigneault and Mark Janssens on February 6, 1998.
Thomas Greiss	G	•	Signed as a free agent on July 1, 2015.
2015-16–		•	
Richard Grenier	C	•	Selected in the fifth round, 65th overall, of the 1972 NHL Amateur Draft.
1972-73		•	Released in June 1975.
Brent Grieve	LW	•	Selected in the fourth round, 65th overall, of the 1989 NHL Entry Draft.
1993-94		•	Traded to Edmonton in exchange for Marc Laforge on December 15, 1993.
Jari Gronstrand	D	•	Claimed off waivers from Quebec on November 21, 1989.
1989-90–1990-91		•	Released in the off season, 1991.
Paul Guay	RW	•	Signed by the Islanders as a free agent on August 13, 1990.
1990-91		•	Released following the 1990-91 season.
Bill Guerin	RW	•	Signed as a free agent on July 5, 2007.
2007-08–2008-09		•	Traded to Pittsburgh for a conditional draft pick on March 4, 2009.
Ari Haanpaa	RW	•	Selected in the fourth round, 83rd overall, of the 1984 NHL Entry Draft.
1985-86–1987-88		•	Became a free agent in July 1988.
Jeff Hackett	G	•	Selected in the second round, 34th overall, of the 1987 NHL Entry Draft.
1988-89–1990-91		•	Claimed by San Jose in the 1991 NHL Expansion Draft.
Sean Haggerty	LW	•	Acquired with Kenny Jonsson, Darby Hendrickson and Toronto's first round selection in 1997 (Roberto Luongo) from Toronto in exchange for Wendel Clark, Mathieu Schneider and D.J. Smith on March 13, 1997.
1997-98–1999-00		•	Claimed off waivers by Nashville on May 23, 2000.
Jaroslav Halak	G	•	Acquired from Washington on May 1, 2014 in exchange for a fourth-round pick in the 2014 NHL Draft.
2014-15–2017-18		•	Became a free agent on July 1, 2018.
Micheal Haley	C	•	Signed as a free agent on May 19, 2008.
2009-10–2011-12		•	Became a free agent on July 1, 2012.
Bob Halkidis	D	•	Acquired from Chicago in exchange for Danton Cole on February 2, 1996.
1995-96		•	Became a free agent in July 1996.
Kevin Haller	D	•	Signed as a free agent on July 3, 2000.
2000-01–2001-02		•	Retired following 2001-02 season.
Mats Hallin	LW	•	Signed by Islanders on June 21, 1981.
1982-83–1984-85		•	Traded to Minnesota for future considerations on September 9, 1985.
Mike Halmo	LW	•	Signed as a free agent on March 10, 2012.
2013-14		•	Became a free agent on July 1, 2016
Jeff Hamilton	C	•	Signed by Islanders on August 6, 2002.
2003-04–2005-06		•	Became a free agent in July 2006.
Travis Hamonic	D	•	Selected in the second round, 53rd overall, of the 2008 NHL Entry Draft
2010-11–2016-17		•	Traded to Calgary in exchange for a first (Noah Dobson) and second (Ruslan Ishkakov) round pick in 2018 and a second round pick in either 2019 or 2020 on June 24, 2017.
Roman Hamrlik	D	•	Acquired from Edmonton in exchange for Eric Brewer, Josh Green and the Islanders' second round selection (Brad Winchester) in the 2001 NHL Entry Draft on June 24, 2000.
2000-01–2004-05		•	Became a free agent in August 2005.
Mark Hamway	RW	•	Selected in the seventh round, 143rd overall, of the 1980 NHL Entry Draft.
1984-85–1986-87		•	Retired in February 1987.
Ron Handy	LW	•	Selected in the third round, 57th overall, of the 1981 NHL Entry Draft.
1984-85		•	Became free agent in July 1985.
Richie Hansen	LW	•	Selected in the seventh round, 119th overall, of the 1975 NHL Amateur Draft.
1976-77–1978-79		•	Selected in the 1979 Expansion Draft by Minnesota.
David Harlock	D	•	Signed as a free agent on August 19, 1998.
1998-99		•	Claimed in the Expansion Draft by Atlanta on June 25, 1999.
Bill Harris	RW	•	Selected first overall in the 1972 NHL Amateur Draft.

ALL-TIME ROSTER (CONT.)

1972-73–1979-80			Traded with Dave Lewis to Los Angeles in exchange for Butch Goring on March 10, 1980.
Gerry Hart	D	•	Obtained from Detroit in 1972 Expansion Draft.
1972-73–1978-79			Selected by Quebec in the 1979 Expansion Draft.
Neil Hawryliw	LW	•	Signed as a free agent on October 10, 1978.
1981-82			Became a free agent in July 1984.
Glenn Healy	G	•	Signed as a free agent on August 16, 1989.
1989-90–1992-93			Claimed by Anaheim in the 1993 Expansion Draft.
Raimo Helminen	C	•	Signed as a free agent on June 1, 1988.
1988-89			Contract terminated by the Islanders in April 1989.
Darby Hendrickson	C/LW	•	Acquired with Kenny Jonsson, Sean Haggerty and a 1997 first round draft selection from Toronto in exchange for Wendel Clark, Mathieu Schneider and D.J. Smith on March 13, 1996.
1995-96–1996-97			Traded to Toronto for a conditional fifth or sixth round pick in the 1998 NHL Entry Draft.
Lorne Henning	C	•	Selected in the second round, 17th overall, of the 1972 NHL Amateur Draft.
1972-73–1980-81			Retired after the 1980-81 season.
Dale Henry	LW	•	Selected in the eighth round, 163rd overall, of the 1983 NHL Entry Draft.
1984-85–1989-90			Became a free agent in July 1990.
Ian Herbers	D	•	Acquired from Tampa Bay in exchange for a 2000 seventh round draft pick on March 9, 2000.
1999-00			Released following the 1999-00 season.
Jason Herter	D	•	Signed as a free agent on September 7, 1995.
1995-96			Became a free agent in July 1996.
Jamie Heward	D	•	Signed as a free agent on July 7, 1999.
1999-00			Claimed off waivers by Columbus on May 26, 2000.
Ron Hextall	G	•	Acquired with a 1993 first round draft choice (Todd Bertuzzi) from Quebec in exchange for Mark Fitzpatrick and a 1993 first round draft choice (Adam Deadmarsh) June 20, 1993.
1993-94			Traded to Philadelphia with a 1995 sixth round draft choice for Tommy Soderstrom on September 22, 1994.
Ernie Hicke	C/LW	•	Acquired with Bill MacMillan from Atlanta in exchange for Arnie Brown on February 13, 1973.
1973-74–1974-75			Traded with Doug Rombough to Minnesota in exchange for J.P. Parise on January 5, 1975.
Thomas Hickey	D	•	Claimed off waivers from Los Angeles on January 15, 2013
2012-13–			
Andy Hilbert	LW	•	Signed as a free agent on July 4, 2006.
2006-07–2008-09			Became a free agent on July 1, 2009.
Sean Hill	D	•	Signed as a free agent on August 15, 2006.
2006-07			Became a free agent on July 1, 2007.
Jack Hillen	D	•	Signed as a free agent on April 1, 2008.
2007-08–2010-11			Became a free agent on July 1, 2011.
Randy Hillier	D	•	Signed as a free agent on July 5, 1991.
1991-92			Traded with Randy Wood, Pat LaFontaine and future considerations to Buffalo in exchange for Pierre Turgeon, Uwe Krupp, Benoit Hogue and Dave McLlwain on October 25, 1991.
Goran Hogosta	G	•	Obtained from the Swedish National Team in June, 1977.
1977-78			Traded to Quebec in exchange for Richard Brodeur in August, 1979.
Benoit Hogue	C/LW	•	Acquired with Pierre Turgeon, Uwe Krupp and Dave McLlwain from Buffalo in exchange for Pat LaFontaine, Randy Wood, Randy Hillier and future considerations on October 25, 1991. Traded with a 1995 third round draft choice (Ryan Peperall) and a 1996 fifth round draft selection to Toronto in exchange for Eric Fichaud on April 6, 1995.
1991-92–1994-95			
Jason Holland	D	•	Selected in the second round, 38th overall, of the 1994 NHL Entry Draft.
1996-97–1997-98			Traded with Paul Kruse to Buffalo in exchange for Jason Dawe on March 24, 1998.
Mike Hordy	D	•	Selected in the fifth round, 86th overall, of the 1976 NHL Amateur Draft.
1978-79–1979-80			Contract terminated after 1981-82 season.
Joshua Ho-Sang	F	•	Selected in the first round, 28th overall, of the 2014 NHL Draft.
2016-17–			
Doug Houda	D	•	Signed as a free agent on October 26, 1996.
1996-97–1997-98			Traded with Travis Green and Tony Tuzzolino to Anaheim in exchange for Joe Sacco, J.J. Daigneault and Mark Janssens on February 6, 1997.
Mike Hough	LW	•	Signed as a free agent on July 1, 1997.
1997-98–1998-99			Released in December, 1998.
Garry Howatt	LW	•	Selected in the 10th round, 144th overall, of the 1972 NHL Amateur Draft.
1972-73–1982-83			Traded to Hartford in exchange for a 1983 fifth round draft choice on October 2, 1983.
Scott Howson	C	•	Signed as free agent on August 25, 1981.
1984-85–1985-86			Became a free agent in July, 1985.
Tony Hrkac	C	•	Signed as a free agent on July 29, 1999.
1999-00			Traded with Dean Malkoc to Anaheim in exchange for Ted Drury on October 28, 1999.
Kelly Hrudely	G	•	Selected in the second round, 38th overall, of the 1980 NHL Entry Draft.
1984-85–1988-89			Traded to Los Angeles in exchange for Wayne McBean, Mark Fitzpatrick and future considerations (Doug Crossman) on February 22, 1989.
Dave Hudson	C	•	Obtained from Chicago in 1972 NHL Expansion Draft.
1972-73–1973-74			Selected by Kansas City in 1974 NHL Expansion Draft.
Brent Hughes	LW	•	Signed as a free agent on August 9, 1996.
1996-97			Became a free agent on July, 1997.
Trent Hunter	RW	•	Acquired from Anaheim in exchange for a fourth round pick in the 2000 NHL Entry Draft on May 23, 2000.
2001-02–2010-11			Traded to New Jersey for Brian Rolston on July 28, 2011.
Mike Iggulden	RW	•	Signed by the Islanders on July 2, 2008.
2008-09			Became a free agent on July 1, 2009.
Brad Isbister	LW	•	Acquired with a 1999 third round pick (Brian Collins) from Phoenix in exchange for Robert Reichel, the Islanders 1999

ALL-TIME ROSTER (CONT.)

1999-00–2002-03

Tim Jackman RW
2007-08–2009-10
Dane Jackson RW
1997-98
Craig Janney C
1998-99

Mark Janssens C
1997-98

Cole Jarrett D
2005-06
Jesse Joensuu LW
2008-09–2012-13
Glenn Johannesen D
1985-86
Andreas Johansson C/LW
1995-96–1996-97
Aaron Johnson D/W
2007-08
Chad Johnson G
2014-15
Justin Johnson RW
2013-14
Randy Johnston D
1979-80
Ross Johnston LW
2015-16–

Olli Jokinen C
1999-00

Connor Jones F
2016-17
Jorgen Jonsson C
1999-00
Kenny Jonsson D
1995-96–2004-05

Tomas Jonsson D
1981-82–1988-89
Steve Junker LW
1992-93–1993-94
Milan Jurcina D
2010-11–2011-12
Anders Kallur C/RW
1979-80–1984-85
Yan Kaminsky RW
1993-94–1995-96
Alexander Karpovtsev D
2003-04
Darius Kasparaitis D
1992-93–1996-97
Mike Kaszycki C
1977-78–1979-80
Mark Katic D
2010-11
Bracken Kearns C
2015-16–2016-17
Matt Keith RW
2007-08
Mike Kennedy C
1998-99
Tyler Kennedy C
2014-15
Alan Kerr RW
1984-85–1990-91
Alexander Kharitonov RW
2001-02
Derek King LW

third round pick and Ottawa's 1999 fourth round pick (previously acquired for Ted Donato) on March 20, 1999. Traded with Raffi Torres to Edmonton in exchange for Janne Niinimaa and a second round pick in the 2003 NHL Entry Draft on March 11, 2003.

Signed as a free agent on July 5, 2007.
Became a free agent on July 1, 2010.
Signed as a free agent on July 18, 1997.
Became a free agent in July 1999.

Acquired from Tampa Bay in exchange for Toronto's 1999 sixth round draft pick (previously acquired for Bryan Berard) on January 18, 1999.
Became a free agent in July 1999.

Acquired with Joe Sacco and J.J. Daigneault from Anaheim in exchange for Travis Green, Doug Houda and Tony Tuzzolino on February 6, 1998.

Traded to Phoenix for a 1998 ninth round draft selection on March 24, 1998.
Signed as a free agent on September 10, 2003.
Became a free agent July 1, 2006.

Selected in the second round, 60th overall, of the 2006 NHL Entry Draft.
Became a free agent on July 5, 2013

Selected in the 10th round, 206th overall, of the 1980 NHL Entry Draft.
Released following the 1990-91 season.

Selected in the seventh round, 136th overall, of the 1991 NHL Entry Draft.
Traded with Darius Kasparaitis to Pittsburgh for Bryan Smolinski on November 17, 1996.

Signed as a free agent on July 12, 2007.
Became a free agent on July 1, 2008.

Signed as a free agent on July 1, 2014.
Traded to Buffalo on March 2, 2015 with a third-round pick in the 2016 NHL Draft in exchange for Michal Neuvirth.

Signed as a free agent on March 3, 2014.
Became a free agent on July 1, 2014.

Selected in the second round, 34th overall, of the 1978 NHL Amateur Draft.
Became a free agent in July 1985.

Signed as a free agent on March 31, 2015.

Acquired with Josh Green, Mathieu Biron and the Kings' 1999 first round draft selection (Taylor Pyatt) from Los Angeles in exchange for Zigmund Palffy, Bryan Smolinski and Marcel Cousineau on June 20, 1999. Traded with Roberto Luongo to Florida in exchange for Oleg Kvasha and Mark Parrish on June 24, 2000.

Signed as a free agent on February 22, 2017.
Became a free agent on July 1, 2017.

Acquired from Calgary in exchange for Jan Hlavac on July 14, 1998.
Traded to Anaheim in exchange for Johan Davidsson on March 10, 2000.

Acquired with Darby Hendrickson, Sean Haggerty and a 1997 first round draft selection from Toronto in exchange for Wendel Clark, Mathieu Schneider and D.J. Smith on March 13, 1996.

Became a restricted free agent in August 2005.
Selected in the second round, 25th overall, of the 1979 NHL Draft.

Traded to Edmonton for future considerations (NYI draft Kevin O'Sullivan) on February 15, 1989.
Selected in the fifth round, 92nd overall, of the 1991 NHL Entry Draft.

Became a free agent in July 1995.
Signed as a free agent on July 2, 2010.
Became a free agent on July 1, 2012.

Signed as a free agent in the summer of 1979.
Given his unconditional release on July 12, 1985.

Acquired from Winnipeg in exchange for Wayne McBean on February 1, 1994.
Became a free agent in July 1996.

Acquired from Chicago in exchange for a 2004 fourth-round Draft pick on March 11, 2004.
Became a free agent in July 2004.

Selected as 1st pick, 5th overall, in the 1992 NHL Entry Draft.
Traded with Andreas Johansson to Pittsburgh in exchange for Bryan Smolinski on November 17, 1996.

Selected in the second round, 32nd overall, of the 1976 NHL Amateur Draft.
Traded to Washington in exchange for Gord Lane on December 7, 1979.

Selected in the third round, 62nd overall in the 2007 NHL Entry Draft
Became a restricted free agent on July 1, 2012.

Signed as a free agent on July 2, 2015.
Became a free agent on July 1, 2017

Acquired from Anaheim in exchange for Darryl Bootland on January 9, 2008.
Became a free agent on July 1, 2008.

Signed as a free agent on September 9, 1998.
Became a free agent in July 1999.

Acquired from San Jose in exchange for a conditional seventh-round pick in the 2015 NHL Draft.
Became a free agent on July 1, 2015.

Selected in the fifth round, 84th overall, of the 1982 NHL Entry Draft.
Traded to Detroit in exchange for Rick Green and possible future considerations on May 28, 1991.

Acquired from Tampa Bay with Adrian Aucoin for Mathieu Biron and a 2002 draft pick on June 22, 2001.
Released on November 8, 2001.

Selected in the first round, 13th overall, of the 1985 NHL Entry Draft.

OPPONENTS

IN THE PAST

STANLEY CUP PLAYOFFS

MEDIA INFORMATION

ALL-TIME ROSTER (CONT.)

1986-87–1996-97			Traded to Hartford for a fifth round pick in the 1997 NHL Entry Draft on March 18, 1997.
Marko Kiprusoff	D	•	Signed as a free agent on June 15, 2001.
2001-02			Released on January 26, 2002.
Anton Klementyev	D	•	Selected in the fifth round, 122nd overall, of the 2009 NHL Entry Draft
2009-10–2011-12			Placed on unconditional waivers on February 3, 2012.
Matt Koalska	C	•	Signed as a free agent on August 20, 2004.
2005-06–2006-07			Traded to Ottawa for Tomas Malec on January 5, 2007.
Dustin Kohn	D	•	Selected in the second round, 46th overall, of the 2005 NHL Entry Draft
2009-10–2010-11			Became a free agent on July 1, 2011.
Juraj Kolnik	RW	•	Selected in the fourth round, 101st overall, of the 1999 NHL Entry Draft.
2000-01–2002-03			Traded to Florida with the Islanders ninth round pick in the 2003 NHL Entry Draft for Sven Butenschon on October 11, 2002
Leo Komarov	F	•	Signed as a free agent on July 1, 2018.
2018-19–			
Zenon Konopka	C	•	Signed as a free agent on July 2, 2010.
2010-11			Became a free agent on July 1, 2011.
Steve Konroyd	d	•	Acquired from Calgary with Rich Kromm in exchange for John Tonelli on March 11, 1986.
1985-86–1988-89			Traded with Bob Bassen to Chicago for Gary Nylund and Marc Bergevin on November 25, 1988.
Evgeny Korolev	d	•	Selected in the eighth round, 192nd overall, of the 1996 NHL Entry Draft.
1999-00			Became a free agent in July 2006.
Roger Kortko	C	•	Selected in the seventh round, 126th overall, of the 1982 NHL Entry Draft
1984-85–1985-86			Became a free agent in July 1987.
Mikko Koskinen	G	•	Selected in the second round, 31st overall, of the 2009 NHL Entry Draft.
2010-11			Assigned to KalPa (SM-Liiga) on November 15, 2011.
Viktor Kozlov	C/LW	•	Signed as a free agent on September 12, 2006.
2006-07			Became a free agent on July 1, 2007.
Jason Krog	C	•	Signed as a free agent on April 10, 1999.
1999-00–2001-02			Became a free agent in July 2002.
Rich Kromm	LW	•	Acquired with Steve Konroyd from Calgary in exchange for John Tonelli on March 11, 1986.
1985-86–1992-93			Became a free agent in July 1993.
Uwe Krupp	D	•	Acquired with Pierre Turgeon, Benoit Hogue and Dave McLlwain from Buffalo in exchange for Pat LaFontaine, Randy Wood, Randy Hillier and future considerations on October 25, 1991.
1991-92–1993-94			Traded with Islanders first round choice (Wade Belak) in 1994 NHL Entry Draft to Quebec in exchange for Ron Sutter and Quebec's first round pick (Brett Lindros) in 1994 NHL Entry Draft on June 28, 1994.
Paul Kruse	LW	•	Acquired from Calgary in exchange for Colorado's third round pick in the 1997 NHL Entry Draft, on November 27, 1996.
1996-97–1997-98			Traded with Jason Holland to Buffalo in exchange for Jason Dawe on March 24, 1998.
Tom Kuhnhackl	F	•	Signed as a free agent on July 2, 2018.
2018-19–			
Nikolay Kulemin	LW	•	Signed as a free agent on July 2, 2014.
2014-15– 2017-18			Became a free agent on July 1, 2018.
Tom Kurvers	D	•	Acquired from Minnesota in exchange for Craig Ludwig on June 22, 1991.
1991-92–1993-94			Traded to Anaheim in exchange for Troy Loney on June 29, 1994.
Dale Kushner	LW	•	Signed as a free agent on April 7, 1987.
1989-90			Became a free agent on July 1, 1990.
Oleg Kvasha	LW	•	Acquired with Mark Parrish from Florida in exchange for Roberto Luongo and Olli Jokinen on June 24, 2000.
2000-01–2005-06			Traded to Phoenix in exchange for a third round selection in the 2006 NHL Entry Draft on March 9, 2006.
Scott Lachance	D	•	Selected in the first round, fourth overall, of the 1991 NHL Entry Draft.
1991-92–1998-99			Traded to Montreal in exchange for the Canadiens' 1999 third round draft pick (Brian Collins) on March 9, 1999
Daniel Lacroix	LW	•	Signed as a free agent on August 12, 1999.
1999-00			Became a free agent on July 1, 2000.
Andrew Ladd	LW	•	Signed as a free agent on July 1, 2016
2016-17–			
Pat LaFontaine	C	•	Selected in the first round, third overall, of the 1983 NHL Entry Draft.
1984-85–1990-91			Traded with Randy Wood, Randy Hillier and future considerations to Buffalo in exchange for Pierre Turgeon, Uwe Krupp, Benoit Hogue and Dave McLlwain on October 25, 1991.
Gord Lane	D	•	Acquired from Washington in exchange for Mike Kaszycki on December 7, 1979.
1979-80–1984-85			Became a free agent in July 1985.
Dave Langevin	D	•	Selected in the seventh round, 112th overall, of the 1974 NHL Amateur Draft.
1979-80–1984-85			Selected by Minnesota in the 1985 Waiver Draft.
Claude Lapointe	C	•	Signed as a free agent on August 14, 1996.
1996-97–2002-03			Traded to Philadelphia in exchange for a fifth-round pick in the 2003 NHL Entry Draft on March 9, 2003.
Reed Larson	D	•	Signed as a free agent December 5, 1988.
1988-89			Traded to Minnesota for future considerations (Mike Kelfer) on March 7, 1989.
Brad Lauer	LW	•	Selected as 3rd pick (2nd round), 34th overall, in 1985 NHL Entry Draft.
1986-87–1991-92			Traded with Brent Sutter to Chicago in exchange for Adam Creighton and Steve Thomas on October 25, 1991.
Brian Lavender	LW	•	Purchased with Dave Pulkkinen from St. Louis on September 1, 1972.
1972-73			Traded with Ken Murray to Detroit in exchange for Ralph Stewart and Bob Cook on January 17, 1973.
Mark Lawrence	RW	•	Signed as a free agent on July 17, 1997.
1997-98–2000-01			Became a free agent in July 2001.
Nathan Lawson	G	•	Signed as a free agent on March 2, 2008.
2010-11			Became a free agent on July 1, 2011.
Derek Laxdal	RW	•	Acquired with Jack Capuano and Paul Gagne from Toronto in exchange for Gilles Thibaudeau and Mike Stevens on December 20, 1989.
1989-90–1990-91			Became a free agent in July, 1991.
Walt Ledingham	LW	•	Acquired from Chicago in exchange for Germain Gagnon on March 7, 1974.

OPPONENTS

IN THE PAST

STANLEY CUP PLAYOFFS

MEDIA INFORMATION

ALL-TIME ROSTER (CONT.)

OPPONENTS

IN THE PAST

STANLEY CUP PLAYOFFS

MEDIA INFORMATION

1974-75-1976-77			Retired in 1978.
Nick Leddy	D	•	Acquired with Kent Simpson from Chicago on October 4, 2014 in exchange for TJ Brennan, Ville Pokka and Anders Nilsson.
2014-15-			
Anders Lee	C	•	Selected in the sixth round, 152nd overall, of the 2009 NHL Draft.
2012-13-			
Bryan Leffley	D	•	Obtained from the New York Rangers in the 1972 NHL Expansion Draft.
1972-73-1973-74			Selected by Kansas City in the 1974 NHL Expansion Draft.
Robin Lehner	G	•	Signed as a free agent on July 3, 2018.
2018-19			Became a free agent on July 1, 2019
Ken Leiter	D	•	Selected in the fifth round, 101st overall, of the 1980 NHL Entry Draft.
1984-85-1987-88			Retired in September 1988.
Alan Letang	D	•	Signed as a free agent on July 18, 2002.
2002-03-2003-04			Became a free agent in July 2004.
Dave Lewis	D	•	Selected in the third round, 33rd overall, of the 1973 NHL Amateur Draft.
1973-74-1979-80			Traded with Bill Harris to Los Angeles in exchange for Butch Goring on March 10, 1980.
Jeff Libby	D	•	Signed as a free agent on April 23, 1997.
1996-97			Retired in 1997.
Trevor Linden	C/W	•	Acquired from Vancouver in exchange for Bryan McCabe, Todd Bertuzzi and a 1998 third round draft choice on February 6, 1998.
1997-98-1998-99			Traded to Montreal in exchange for the Canadiens' 1999 first round draft pick (Branislav Mezei) on May 29, 1999.
Mats Lindgren	C	•	Acquired with Edmonton's 1999 eighth round draft pick in exchange for Tommy Salo on March 20, 1999.
1998-99-2001-02			Became a free agent in July 2002.
Brett Lindros	RW	•	Selected in the first round, 9th overall, of the 1994 NHL Entry Draft.
1994-95-1995-96			Retired on May 1, 1996.
Claude Loiselle	C/LW	•	Traded with Daniel Marois from Toronto in exchange for Ken Baumgartner and Dave McLlwain on March 10, 1992.
1991-92-1993-94			Became a free agent in July 1994.
Troy Loney	LW	•	Acquired from Anaheim in exchange for Tom Kurvers on July 29, 1994.
1994-95			Claimed off waivers by the NY Rangers on April 7, 1995.
Danny Lorenz	G	•	Selected in the third round, 58th overall, of the 1988 NHL Entry Draft.
1990-91-1992-93			Became a free agent in July 1994.
Bob Lorimer	D	•	Selected in the ninth round, 129th overall, of the 1973 NHL Amateur Draft.
1976-77-1980-81			Traded with Dave Cameron to Colorado in exchange for a 1983 first round draft choice on October 1, 1981.
Craig Ludwig	D	•	Traded by Montreal in exchange for Gerald Diduck on September 4, 1990.
1990-91			Traded to Minnesota in exchange for Tom Kurvers on June 22, 1991.
Warren Luhnig	RW	•	Selected in the fourth round, 92nd overall, of the 1993 NHL Entry Draft.
1997-98-1998-99			Traded to Dallas in exchange for the Stars 1999 third round draft pick on June 25, 1999.
Brad Lukowich	D	•	Signed as a free agent on August 11, 2005.
2005-06			Traded to New Jersey on March 9, 2006 in exchange for a third round selection in the 2006 NHL Entry Draft.
Chris Luongo	D	•	Acquired from Ottawa in exchange for Jeff Finley on June 30, 1993.
1993-94-1995-96			Became a free agent in July 1996.
Roberto Luongo	G	•	Selected as 1st pick, 4th overall in the 1997 NHL Entry Draft.
1999-00			Traded with Olli Jokinen to Florida in exchange for Oleg Kvasha and Mark Parrish on June 24, 2000.
Andrew MacDonald	D	•	Selected in the sixth round, 160th overall, of the 2006 NHL Entry Draft.
2008-09-2013-14			Traded to Philadelphia in exchange for a third-round pick in the 2014 NHL Draft, second-round pick in the 2015 NHL Draft and Matt Mangene
Joey MacDonald	G	•	Signed as a free agent on July 5, 2007.
2007-08-2008-09			Became a free agent on July 1, 2009.
Garth MacGuigan	C	•	Selected in the third round, 50th overall, of the 1976 NHL Amateur Draft.
1979-80			Became a free agent in 1984.
Bill MacMillan	RW	•	Traded with Ernie Hicke from Atlanta in exchange for Arnie Brown on February 13, 1973.
1973-74-1976-77			Named player-coach of Fort Worth Texans in 1977.
Mike MacWilliam	LW	•	Signed as a free agent on July 25, 1995.
1995-96			Became a free agent in July 1996.
Jim Mair	D	•	Obtained from Philadelphia in 1972 NHL Expansion Draft.
1972-73			Claimed off waivers by Vancouver on February 19, 1973.
Mikko Makela	LW	•	Selected in the fourth round, 66th overall, of the 1983 NHL Entry Draft.
1985-86-1989-90			Traded to Los Angeles in exchange for Ken Baumgartner and Hubie McDonough on November 29, 1989.
Vladimir Malakhov	D	•	Selected in the 10th round, 191st overall, of the 1989 NHL Entry Draft.
1992-93-1994-95			Traded with Pierre Turgeon to Montreal in exchange for Kirk Muller, Mathieu Schneider and Craig Darby on April 4, 1995.
David Maley	LW	•	Acquired from San Jose for future considerations on January 24, 1994.
1993-94			Became a free agent in July 1994.
Dean Malkoc	D	•	Signed as a free agent on August 19, 1998.
1998-99-1999-00			Traded with Tony Hrkac to Anaheim in exchange for Ted Drury on October 28, 1999.
Don Maloney	RW	•	Signed as a free agent on August 25, 1989.
1989-90-1990-91			Retired on January 17, 1991.
George Maneluk	G	•	Selected in the fourth round, 76th overall, of the 1987 NHL Entry Draft.
1990-91			Became a free agent in 1991.
Eric Manlow	C	•	Signed as a free agent on July 19, 2002.
2002-03-2003-04			Became a free agent in July 2004.
Peter Mannino	G	•	Signed as a free agent on July 3, 2008.
2008-09			Became a free agent on July 1, 2009.
Justin Mapletoft	C	•	Selected in the fifth round, 130th overall, of the 1999 NHL Entry Draft.

ALL-TIME ROSTER (CONT.)

2002-03–2003-04			Became a free agent in July 2006.
Brian Marchinko	C	•	Obtained from Toronto in the 1972 NHL Expansion Draft.
1972-73–1974-75			Released in June 1975.
Hector Marini	RW	•	Selected in the third round, 50th overall, of the 1977 NHL Amateur Draft.
1978-79–1981-82			Traded to New Jersey for switch of fourth round picks in 1983 Amateur Draft (Mikko Makela) on October 1, 1982.
Chris Marinucci	LW	•	Selected in the fifth round, 90th overall, of the 1990 NHL Entry Draft.
1994-95–1996-97			Traded to Los Angeles in exchange for Nick Vachon on November 18, 1996.
Masi Marjamaki	LW	•	Selected in the fifth round, 144th overall, of the 2005 NHL Entry Draft.
2005-06–2006-07			Returned to Finland in October 2007.
Daniel Marois	RW	•	Acquired with Claude Loiselle from Toronto in exchange for Ken Baumgartner and Dave McLlwain on March 10, 1992.
1991-92–1992-93			Traded to Boston for a conditional 1994 draft pick on March 18, 1993.
Bert Marshall	D	•	Obtained from the NY Rangers in 1973 Inter-League Draft.
1973-74–1978-79			Named coach of the Indianapolis Checkers in 1979.
Matt Martin	LW	•	Selected in the fifth round, 148th overall, of the 2008 NHL Entry Draft.
2009-10–2015-16			Became a free agent on July 1, 2016.
2018-19		•	Acquired from Toronto in exchange for Eamon McAdam on July 3, 2018.
Radek Martinek	D	•	Selected in the eighth round, 228th overall, of the 1999 NHL Entry Draft.
2001-02–2010-11			Became a free agent on July 1, 2011.
2012-13–2013-14		•	Signed as a free agent on January 13, 2013.
			Became a free agent on July 1, 2014.
Steve Martins	C	•	Acquired from Tampa Bay for a conditional draft pick on January 4, 2001.
2000-01			Became a free agent in July 2001.
Greg Mauldin	LW	•	Signed as a free agent on July 6, 2009.
2009-10			Became a free agent on July 1, 2010.
Scott Mayfield	D	•	Selected in the second round, 34th overall, of the 2011 NHL Draft.
2013-14–			
Dean McAmmond	C	•	Obtained from the Ottawa Senators in a trade in exchange for Mike Comrie and Chris Campoli on February 20, 2009.
2008-09			Became a free agent on July 1, 2009.
Wayne McBean	D	•	Acquired with Mark Fitzpatrick and Doug Crossman from Los Angeles in exchange for Kelly Hrudehy on February 22, 1989.
1988-89–1993-94			Traded to Winnipeg in exchange for Yan Kaminsky on February 1, 1994.
Bryan McCabe	D	•	Selected in the second round, 40th overall, of the 1993 NHL Entry Draft.
1995-96–1997-98			Traded with Todd Bertuzzi and a 1998 third round draft choice to Vancouver in exchange for Trevor Linden on February 6, 1998.
Colin McDonald	RW	•	Signed as a free agent on July 2, 2012
2012-13–2014-15			Became a free agent on July 1, 2015
Hubie McDonough	C	•	Acquired with Ken Baumgartner from Los Angeles in exchange for Mikko Makela on November 29, 1989.
1989-90–1991-92			Traded to San Jose for cash on August 31, 1992.
Mike McEwen	D	•	Acquired from Colorado in exchange for Glenn Resch and Steve Tambellini on March 10, 1981.
1980-81–1983-84			Traded to Los Angeles in exchange for 1984 fourth round draft pick (Doug Wieck) on November 17, 1983.
Bob McGill	D	•	Signed as a free agent on September 7, 1993.
1993-94			Claimed off waivers by Hartford on November 3, 1993.
Marty McLinnis	C/LW	•	Selected in the eighth round, 163rd overall, of the 1988 NHL Entry Draft.
1991-92–1996-97			Traded with Tyrone Garner and Calgary's sixth round pick in the 1997 Entry Draft to Calgary in exchange for Robert Reichel on March 18, 1997.
Alex McKendry	RW	•	Selected in the first round, 14th overall, of the 1976 NHL Amateur Draft.
1977-78–1979-80			Traded to Calgary in exchange for a 1981 third round draft choice (Ron Handy) on October 9, 1980.
Kurtis McLean	C	•	Signed as a free agent on July 3, 2008.
2008-09			Became a free agent on July 1, 2009.
Todd McLellan	C	•	Selected in the fifth round, 104th overall, of the 1986 NHL Entry Draft.
1987-88			Became a free agent in 1988.
Jamie McLennan	G	•	Selected in the second round, 48th overall, of the 1991 NHL Entry Draft.
1993-94–1995-96			Became a free agent in July 1996.
Dave McLlwain	C/LW	•	Acquired with Pierre Turgeon, Benoit Hogue and Uwe Krupp from Buffalo in exchange for Pat LaFontaine, Randy Wood, Randy Hillier and future considerations on October 25, 1991.
1991-92			Traded with Ken Baumgartner to Toronto in exchange for Claude Loiselle and Daniel Marois on March 10, 1992.
1996-97		•	Signed as a free agent on July 29, 1996.
			Became a free agent in July 1997.
Roland Melanson	G	•	Selected in the third round, 59th overall, of the 1979 NHL Entry Draft.
1980-81–1984-85			Traded to Minnesota in exchange for a first round pick in the 1985 NHL Entry Draft on November 19, 1984.
Wayne Merrick	C	•	Acquired with Darcy Regier from Cleveland in exchange for J.P. Parise and Jean Potvin on January 10, 1978.
1977-78–1983-84			Contract bought out by Islanders on June 21, 1984.
Freddy Meyer IV	D	•	Acquired with a 2008 third round draft selection from Philadelphia in exchange for Alexei Zhitnik on December 16, 2006.
2006-07–2007-08			Claimed off waivers by Phoenix on October 8, 2007.
2007-08–2009-10		•	Claimed off re-entry waivers from Phoenix on November 10, 2007.
			Became a free agent on July 1, 2010.
Branislav Mezei	D	•	Selected in the first round, 10th overall, of the 1999 NHL Entry Draft.
2000-01–2001-02			Traded to Florida in exchange for Jason Wiemer on July 3, 2002.
Petr Mika	C	•	Selected in the fourth round, 85th overall, of the 1997 NHL Entry Draft.
1999-00–2001-02			Became a free agent in July 2002.
Bill Mikkelson	D	•	Obtained in from Los Angeles in the 1972 NHL Expansion Draft.
1972-73–1973-74			Selected by Washington in the 1974 NHL Expansion Draft.
Kevin Miller	C	•	Signed as a free agent on October 9, 1998.

ALL-TIME ROSTER (CONT.)

OPPONENTS

IN THE PAST

STANLEY CUP PLAYOFFS

MEDIA INFORMATION

1998-99			Released on January 15, 1999.
Kip Miller	C	•	Signed as a free agent on August 2, 1994.
1994-95			Became a free agent in July 1995.
1997-98		•	Signed as a free agent on December 3, 1997.
			Became a free agent in July 1998.
2001-02		•	Signed as a free agent on January 17, 2002.
			Became a free agent in July 2002.
Tom Miller	C	•	Obtained from Buffalo in the 1972 NHL Expansion Draft.
1972-73–1974-75			Released in June 1975.
Al Montoya	G	•	Acquired from Phoenix in exchange for a sixth round pick in the 2011 NHL Entry Draft on February 9, 2011.
2010-11–2011-12			Became a free agent on July 1, 2012.
Ken Morrow	D	•	Selected in the fourth round, 68th overall, of the 1976 NHL Amateur Draft.
1979-80–1988-89			Became a free agent in July 1989.
Mike Mottau	D	•	Signed as a free agent on September 28, 2010.
2010-11–2011-12			Traded with Brian Rolston to Boston in exchange for Marc Cantin and Yannick Riendeau on February 27, 2012.
Kael Moullierat	LW	•	Signed as a free agent on July 1, 2014.
2014-15			Became a free agent on July 1, 2015.
Matt Moulson	LW	•	Signed as a free agent on July 6, 2009.
2009-10–2013-14			Traded to Buffalo with a first-round pick in the 2014 NHL Draft and second-round pick in 2015 in exchange for Thomas Vanek.
Bill Muckalt	RW	•	Acquired with Dave Scatchard and Kevin Weekes from Vancouver in exchange for Felix Potvin on December 19, 1999.
1999-00–2000-01			Traded with Zdeno Chara and the Islanders first round pick (Jason Spezza) to Ottawa for Alexei Yashin on June 23, 2001.
Brian Mullen	LW	•	Acquired from San Jose in exchange for the rights to Markus Thuresson on August 24, 1992.
1992-93			Retired on January 13, 1995.
Kirk Muller	C	•	Acquired with Craig Darby and Mathieu Schneider from Montreal in exchange for Vladimir Malakhov and Pierre Turgeon on April 4, 1995.
1994-95–1995-96			Traded with Wade Redden to Toronto in three team trade in exchange for Bryan Berard, Ken Belanger and Martin Straka on January 23, 1996.
Ken Murray	D	•	Obtained from Buffalo in 1972 NHL Expansion Draft.
1972-73			Traded with Brian Lavender to Detroit in exchange for Ralph Stewart and Bob Cook on January 17, 1973.
Anders Myrvold	D	•	Signed as a free agent on August 28, 2000.
2000-01			Became a free agent in July 2001.
Dmitri Nabokov	C/LW	•	Acquired from Chicago in exchange for J.P. Dumont on May 30, 1998.
1998-99–2000-01			Released on May 19, 2001.
Evgeni Nabokov	G	•	Claimed off waivers from Detroit on January 22, 2011.
2011-12–2013-14			Became a free agent on July 1, 2014.
John Namestnikov	D	•	Signed as a free agent on July 16, 1997.
1997-98			Became a free agent in July 1999.
Alain Nasreddine	D	•	Signed as a free agent on September 6, 2002.
2002-03–2003-04			Traded to Pittsburgh in exchange for Steve Webb on March 8, 2004.
Brock Nelson	C	•	Selected in the first round (30th overall) of the 2010 NHL Draft.
2012-13–			
Sergei Nemchinov	C	•	Signed as a free agent on July 2, 1997.
1997-98–1998-99			Traded to New Jersey in exchange for the Devils' 1999 fourth round draft pick on March 22, 1999.
Aaron Ness	D	•	Selected in the second round, 40th overall, of the 2008 NHL Draft.
2011-12–2014-15			Became a free agent on July 1, 2015.
Michal Neuvirth	G	•	Acquired from Buffalo in exchange for Chad Johnson and a third-round pick in the 2016 NHL Draft on March 2, 2015.
2014-15			Became a free agent on July 1, 2015.
Neil Nicholson	D	•	Obtained from California in the 1972 NHL Reverse Draft.
1972-73–1977-78			Became a free agent in 1978.
Nino Niederreiter	RW	•	Selected in the first round, 5th overall, of the 2010 NHL Entry Draft
2010-11–2012-13			Traded to Minnesota in exchange for Cal Clutterbuck and a third-round pick in the 2013 NHL Draft (Eamon McAdam) on June 30, 2013
Frans Nielsen	C	•	Selected in the third round, 87th overall, of the 2002 NHL Entry Draft.
2006-07–2015-16			Became a free agent on July 1, 2016
Janne Niinimaa	D	•	Acquired with a 2003 second-round Draft selection from Edmonton in exchange for Brad Isbister and Raffi Torres on March 11, 2003.
2002-03–2005-06			Traded with a 2007 seventh round Draft selection to Dallas in exchange for John Erskine and a second round selection in the 2006 NHL Entry Draft on January 10, 2006.
Anders Nilsson	G	•	Selected in the third round, 62nd overall, of the 2009 NHL Entry Draft.
2011-12–2013-14			Became a restricted free agent on July 1, 2014.
Robert Nilsson	RW	•	Selected in the first round, 15th overall, of the 2003 NHL Entry Draft.
2005-06–2006-07			Traded with Ryan O'Marra and a 2007 first round draft selection to Edmonton in exchange for Ryan Smyth on February 27, 2007.
Petteri Nokelainen	C	•	Selected in the first round, 16th overall, of the 2004 NHL Entry Draft.
2005-06–2006-07			Traded to Boston in exchange for Ben Walter and a 2009 second round draft selection.
Jeff Norton	D	•	Selected in the third round, 62nd overall, of the 1984 NHL Entry Draft.
1987-88–1992-93			Traded to San Jose in exchange for a 1994 third round draft choice and future considerations on June 20, 1993.
Gary Nylund	D	•	Acquired with Marc Bergevin from Chicago in exchange for Bob Bassen and Steve Konroyd on November 25, 1988.
1988-89–1992-93			Retired in June 1993.
Bob Nystrom	RW	•	Selected in the third round, 66th overall, of the 1972 NHL Amateur Draft.
1972-73–1985-86			Retired in August, 1986.
Gino Odjick	LW	•	Acquired from Vancouver in exchange for Jason Strudwick on March 23, 1998.
1997-98–1999-00			Traded to Philadelphia in exchange for Mikael Andersson and Carolina's fifth round pick (Kristofer Ottoson) in the 2000 NHL Entry Draft on February 15, 2000.
Todd Okerlund	RW	•	Selected in the ninth round, 168th overall, of the 1982 NHL Entry Draft.
1987-88			Retired in September 1988.
Kyle Okposo	RW	•	Selected in the first round, 7th overall, of the 2006 NHL Entry Draft.

ALL-TIME ROSTER (CONT.)

2007-08–2015-16			Became a free agent on July 1, 2016
Vladimir Orszagh	L/RW	•	Selected in the fifth round), 106th overall, of the 1995 NHL Entry Draft.
1997-98–1999-00			Became a free agent in July 2000.
Chris Osgood	G	•	Claimed off waivers from Detroit on September 28, 2001.
2001-02–2002-03			Traded with a third round pick to St. Louis in exchange for Justin Papineau and a 2nd round pick in the 2003 NHL Entry Draft on March 11, 2003.
Zigmund Palffy	LW	•	Selected in the second round, 26th overall, of the 1991 NHL Entry Draft.
1993-94–1998-99			Traded with Bryan Smolinski and Marcel Cousineau to Los Angeles in exchange for Olli Jokinen, Josh Green, Mathieu Biron and the Kings' 1999 first round pick (Taylor Pyatt) on June 20, 1999.
Jay Pandolfo	LW	•	Signed as a free agent on October 4, 2011.
2011-12			Became a free agent on July 1, 2012.
Grigori Panteleev	LW	•	Signed as a free agent on September 7, 1995.
1995-96			Became a free agent on July 1, 1996.
Justin Papineau	C	•	Acquired with a second round pick in the Entry Draft from St. Louis in exchange for Chris Osgood and a third round pick on March 11, 2003.
2002-03–2005-06			Became a free agent in July 2006.
PA Parenteau	RW	•	Signed as a free agent on July 2, 2010.
2010-11–2011-12			Became a free agent on July 1, 2012.
2015-16			Signed as a free agent on July 2, 2016.
Jean-Paul Parise	LW	•	Claimed off waivers by the Devils on October 11, 2016.
1975-76–1977-78			Traded from Minnesota in exchange for Ernie Hicke and Doug Rombough on January 5, 1975.
Richard Park	C/RW	•	Traded with Jean Potvin to Cleveland in exchange for Wayne Merrick and Darcy Regier on January 10, 1978.
2006-07–2009-10			Signed as a free agent on October 2, 2006.
Greg Parks	C	•	Became a free agent on July 1, 2010
1990-91–1992-93			Signed as a free agent on August 13, 1990.
Mark Parrish	RW	•	Became a free agent in July 1993.
2000-01–2005-06			Acquired with Oleg Kvasha from Florida in exchange for Roberto Luongo and Olli Jokinen on June 24, 2000.
Scott Pearson	LW	•	Traded with Brent Sopel and a conditional draft selection in the 2006 NHL Entry Draft to Los Angeles in exchange for Denis Grebeshkov and Jeff Tambellini on March 8, 2006.
1999-00			Signed as a free agent on July 30, 1999.
Michael Peca	C	•	Became a free agent in July, 2000.
2001-02–2004-05			Acquired from Buffalo in exchange for Tim Connolly and Taylor Pyatt on June 24, 2001.
Adam Pelech	D	•	Traded to Edmonton in exchange for Michael York and a 2006 conditional draft pick on August 3, 2005.
2015-16–			Selected in the third round, 65th overall, of the 2012 NHL Draft.
John Persson	LW	•	Selected in the fifth round, 125th overall, of the 2011 NHL Draft.
2013-14–2014-15			Signed with Fajerstad (Swedish Elite League) on May 6, 2015
Stefan Persson	D	•	Selected in the 14th round, 214th overall, of the 1974 NHL Amateur Draft.
1977-78–1985-86			Retired in March 1986.
Robert Petrovicky	C	•	Signed as a free agent on July 27, 2000.
2000-01			Became a free agent in July 2001.
Tommi Pettinen	D	•	Selected in the ninth round, 267th overall, of the 2000 NHL Entry Draft.
2002-03–2005-06			Became a free agent in July 2006.
Rich Pilon	D	•	Selected in the seventh round, 143rd overall, of the 1986 NHL Entry Draft.
1988-89–1999-00			Claimed off waivers by the Rangers on December 1, 1999.
Dan Plante	RW	•	Selected in the third round, 48th overall, of the 1990 Entry Draft.
1993-94–1997-98			Became a free agent in July 1998.
Thomas Pock	D	•	Claimed off waivers from the NY Rangers on September 29, 2008.
2008-09			Became a free agent on July 1, 2009.
Jason Podollan	RW	•	Signed as a free agent on August 24, 2001.
2001-02			Became a free agent in July 2002.
Tom Poti	D	•	Signed as a free agent on July 8, 2006.
2006-07			Became a free agent on July 1, 2007.
Denis Potvin	D	•	Selected as the No. 1 overall pick in the 1973 NHL Amateur Draft.
1973-74–1987-88			Retired in April 1988.
Felix Potvin	G	•	Acquired with Toronto's 1999 sixth round draft pick in exchange for Bryan Berard and the Islanders' sixth round draft pick on January 9, 1999.
1998-99–1999-00			Traded with the Islanders 2000 second round draft pick and a conditional draft choice to Vancouver in exchange for Bill Muckalt, Kevin Weekes and Dave Scatchard on December 19, 1999.
Jean Potvin	D	•	Traded with Glen Irwin from Philadelphia in exchange for Terry Crisp on March 5, 1973.
1973-74–1977-78			Traded with J.P. Parise to Cleveland in exchange for Wayne Merrick and Darcy Regier on January 10, 1978.
1979-80–1980-81			Obtained from Minnesota in the 1979 NHL Expansion Draft.
Kevin Poulin	G	•	Retired after the 1980-81 season.
2010-11–2014-15			Selected in the fifth round, 126th overall, of the 2008 NHL Draft.
Pat Price	D	•	Claimed off waivers by Tampa Bay on September 27, 2015
1974-75–1978-79			Selected in the first round, 11th overall, of the 1975 NHL Amateur Draft.
Shane Prince	C	•	Selected by Edmonton in 1979 NHL Expansion Draft.
2015-16–2017-18			Acquired from Ottawa, along with a seventh-round pick in the 2016 NHL Draft, in exchange for a third round pick on February 29, 2016.
Chris Pryor	D	•	Became a free agent on July 1, 2018
1987-88–1989-90			Acquired with future considerations (Brett Harkins) from Minnesota in exchange for Gord Dineen on March 8, 1988.
Dave Pulkkinen	RW	•	Retired on October 15, 1992.
			Purchased with Brian Lavender from St. Louis on September 1, 1972.

ALL-TIME ROSTER (CONT.)

OPPONENTS

IN THE PAST

STANLEY CUP PLAYOFFS

MEDIA INFORMATION

1972-73			Traded with Yvon Rolando to Baltimore (AHL) in exchange for Bob McMahon on January 1974.
Ryan Pulock	D	•	Selected in the first round, 15th overall, of the 2013 NHL Draft.
2015-16-			
Taylor Pyatt	LW	•	Selected in the first round, 8th overall, of the 1999 NHL Entry Draft.
2000-01			Traded with Tim Connolly to Buffalo in exchange for Michael Peca on June 24, 2001.
Alan Quine	C	•	Selected in the sixth round, 166th overall, in the 2013 NHL Draft
2015-16-2017-18			Became a free agent on July 1, 2018.
Deron Quint	D	•	Signed as a free agent on March 31, 2007.
2006-07			Became a free agent on July 1, 2007.
Rhett Rakhshani	RW	•	Selected in the fourth round, 100th overall, of the 2006 NHL Entry Draft.
2010-11-2011-12			Signed with HV71 of the Swedish Hockey League on on June 19, 2012
Marty Reasoner	C	•	Signed as a free agent on July 1, 2011.
2011-12-2012-13			Became a free agent on July 5, 2013.
Joel Rechlicz	RW	•	Signed by the Islanders on May 6, 2008.
2008-09-2009-10			Became a free agent on July 1, 2010.
Joe Reekie	D	•	Traded by Buffalo for a sixth round draft pick on June 17, 1989.
1989-90-1991-92			Claimed by Tampa Bay in the 1992 NHL Expansion Draft.
Dylan Reese	D	•	Acquired from Columbus in exchange for Greg Moore on March 1, 2010.
2009-10-2011-12			Became a free agent on July 1, 2012.
Darcy Regier	D	•	Traded with Wayne Merrick from Cleveland in exchange for J.P. Parise and Jean Potvin on January 10, 1978.
1982-83-1983-84			Became a free agent in 1984.
Steve Regier	LW	•	Selected in the fifth round, 148th overall, of the 2004 NHL Entry Draft.
2005-06-2007-08			Became a free agent on July 1, 2008.
Peter Regin	C	•	Signed as a free agent on July 5, 2013.
2013-14			Traded to Chicago with Pierre-Marc Bouchard in exchange for a fourth-round pick in the 2014 NHL Draft.
Robert Reichel	C	•	Acquired from Calgary in exchange for Marty McInnis, Tyrone Garner and Calgary's sixth round pick in the 1997 NHL Entry Draft on March 18, 1997. Traded with the Islanders' 1999 third round draft pick and Ottawa's 1999 fourth round draft pick to Phoenix in exchange for Brad Isbister and the Coyotes' 1999 third round draft pick on March 20, 1999.
1996-97-1998-99			Selected in the first round, fourth overall, of the 2012 NHL Draft.
Griffin Reinhart	D	•	Traded to Edmonton for the 16th and 33rd picks in the 2015 NHL Draft on June 26, 2015.
2014-15			Purchased with Denis DeJordy, Germain Gagnon, Tony Featherstone and Murray Anderson from Montreal on June 6, 1972.
Glenn Resch	G	•	Traded with Steve Tambellini to Colorado in exchange for Mike McEwen and Jari Kaarela on March 10, 1981.
1973-74-1980-81			Signed as a free agent on August 19, 1998.
Barry Richter	D	•	Became a free agent in July 1999.
1998-99			Claimed from St. Louis in the 1999 Waiver Draft on September 27, 1999.
Jamie Rivers	D	•	Became a free agent on June 1, 2000.
1999-00			Acquired from Pittsburgh in exchange for a fifth round pick in the 2003 NHL Entry Draft on March 9, 2003.
Randy Robitaille	C	•	Became a free agent in July 2003.
2002-03			Acquired with a 2008 fifth round draft selection from Philadelphia in exchange for Mike York on December 20, 2006.
2006-07			Became a free agent on July 1, 2007.
Dave Roche	LW	•	Signed as a free agent on August 17, 2001.
2001-02			Acquired from Anaheim in exchange for Ben Guite and Bjorn Melin on March 19, 2002.
			Became a free agent in July 2002.
Dwayne Roloson	G	•	Signed as a free agent on July 1, 2009.
2009-10-2010-11			Traded to Tampa Bay in exchange for Ty Wishart on January 1, 2011.
Brian Rolston	RW	•	Acquired in exchange for Trent Hunter on July 26, 2011.
2011-12			Traded with Mike Mottau to Boston in exchange for Marc Cantin and Yannick Riendeau on February 27, 2012.
Doug Rombough	C	•	Traded from Buffalo in exchange for Brian Spencer on March 10, 1974.
1973-74-1974-75			Traded with Ernie Hicke to Minnesota in exchange for J.P. Parise on January 5, 1975.
Cliff Ronning	C	•	Signed as a free agent on January 9, 2004.
2003-04			Became a free agent in July 2004.
Allan Rourke	D	•	Signed as a free agent on August 12, 2005.
2005-06-2006-07			Traded with a 2008 third round selection to Edmonton in exchange on for a 2008 second round draft selection on July 5, 2007.
Andre St. Laurent	C	•	Selected in the fourth round, 49th overall, of the 1973 NHL Amateur Draft.
1973-74-1977-78			Traded to Detroit in exchange for Michel Bergeron on October 19, 1977.
Joe Sacco	RW	•	Acquired with Mark Janssens and J.J. Daigneault from Anaheim in exchange for Travis Green, Doug Houda and Tony Tuzzolino on February 6, 1998.
1997-98-1998-99			Became a free agent in July, 1999.
Tommy Salo	G	•	Selected in the fifth round, 118th overall, of the 1993 NHL Entry Draft.
1994-95-1998-99			Traded to Edmonton in exchange for Mats Lindgren and the Oilers' 1999 eighth round draft pick (Radek Martinek) on March 20, 1999.
Dave Salvian	RW	•	Selected in the second round, 29th overall, of the 1975 NHL Entry Draft.
1976-77-1977-78			Became a free agent in July, 1978.
Miroslav Satan	RW	•	Signed as a free agent on August 3, 2005.
2005-06-2007-08			Became a free agent on July 1, 2008.
Luca Sbisa	D	•	Signed as a free agent on September 24, 2018.
2018-19			Became a free agent on July 1, 2019.
Dave Scatchard	C	•	Acquired with Bill Muckalt and Kevin Weekes from Vancouver for Felix Potvin on December 19, 1999.
1999-00-2004-05			Became a free agent in August 2005.
Mathieu Schneider	D	•	Acquired with Craig Darby and Kirk Muller from Montreal in exchange for Pierre Turgeon and Vladimir Malakhov on April 4, 1995.
1994-95-1995-96			Traded with Wendel Clark and D.J. Smith to Toronto in exchange for Kenny Jonsson, Darby Hendrickson, Sean Haggerty

ALL-TIME ROSTER (CONT.)

Rob Schremp	C	•	and a 1997 first round draft pick on March 13, 1996.
2009-10–2010-11			Claimed off waivers from Edmonton on September 29, 2009.
Ray Schultz	D	•	Claimed off of waivers by Atlanta on February 28, 2011.
1997-98–2002-03			Signed as a free agent on June 17, 1997.
Scott Scissons	C	•	Became a free agent in July, 2003.
1990-91–1993-94			Selected in the first round, 6th overall, of the 1990 NHL Entry Draft.
Dennis Seidenberg	D	•	Became a free agent in July 1995.
2016-17–2017-18			Signed as a free agent on April 24, 2016.
Alexander Semak	C	•	Became a free agent on July 1, 2018
1995-96			Acquired from Tampa Bay for a 1997 fifth round choice on September 14, 1995.
Brent Severyn	D	•	Claimed in the NHL Waiver Draft by Vancouver on September 30, 1996.
1994-95–1995-96			Acquired from Florida in exchange for a 1995 fourth round draft pick on March 3, 1995.
Mike Sillinger	C	•	Traded to Colorado in exchange for a 1997 third round draft pick on September 4, 1996.
2006-07–2008-09			Signed as a free agent on July 2, 2006.
Jon Sim	LW	•	Became a free agent on July 1, 2009.
2007-08–2010-11			Signed as a free agent on July 1, 2007.
Chris Simon	RW	•	Placed on unconditional waivers on January 15, 2011.
2006-07–2007-08			Signed as a free agent on July 11, 2006.
Jason Simon	RW	•	Traded to Minnesota in exchange for a 2008 sixth round draft selection on February 26, 2007.
1993-94			Signed as a free agent on January 5, 1994.
Shane Sims	D	•	Became a free agent in July, 1995.
2010-11			Selected in the fifth round, 126th overall, of the 2006 NHL Entry Draft.
Brett Skinner	LW	•	Was not extended a qualifying offer and became a free agent in July 2011
2008-09			Signed as a free agent on July 3, 2008.
Bill Smith	G	•	Became a free agent on July 1, 2009.
1972-73–1988-89			Obtained from Los Angeles in 1972 NHL Expansion Draft.
Brandon Smith	D	•	Retired on June 5, 1989.
2002-03–2003-04			Signed as a free agent on August 2, 2002.
Ron Smith	D	•	Became a free agent in July 2004.
1972-73			Selected in the fourth round, 49th overall, of the 1972 NHL Entry Draft.
Trevor Smith	C	•	Became a free agent in 1973.
2008-09–2009-10			Signed as a free agent on April 2, 2007.
Vern Smith	D	•	Became a free agent on July 1, 2010.
1984-85			Selected in the third round, 42nd overall, of the 1982 NHL Entry Draft.
Wyatt Smith	C	•	Became a free agent in 1985.
2005-06			Signed as a free agent on August 10, 2005.
Bryan Smolinski	C	•	Became a free agent on July 1, 2006.
1996-97–1998-99			Acquired from Pittsburgh in exchange for Darius Kasparaitis and Andreas Johansson on November 17, 1996.
Ryan Smyth	LW	•	Traded with Zigmund Palffy and Marcel Cousineau to Los Angeles in exchange for Olli Jokinen, Josh Green, Mathieu Biron and the Kings' 1999 first round draft pick (Taylor Pyatt) on June 20, 1999.
2006-07			Acquired from Edmonton in exchange for Robert Nilsson, Ryan O'Marra and a 2007 first round draft selection on February 27 2007.
Garth Snow	G	•	Became a free agent on July 1, 2007.
2001-02–2005-06			Signed as a free agent on July 1, 2001.
Tommy Soderstrom	G	•	Retired on July 18, 2006.
1994-95–1996-97			Acquired from Philadelphia in exchange for Ron Hextall and a 1994 sixth round draft choice on September 22, 1994.
Brent Sopol	D	•	Became a free agent in July 1997.
2005-06			Acquired from Vancouver in exchange for a conditional 2006 draft pick on August 3, 2005.
Brian Spencer	LW	•	Traded with Mark Parrish to Los Angeles for Denis Grebeshkov and Jeff Tambellini on March 8, 2006.
1972-73–1973-74			Obtained from Toronto in the 1972 NHL Expansion Draft.
Matt Spiller	D	•	Traded to Buffalo in exchange for Doug Rombough on March 10, 1974.
2007-08			Signed as a free agent on July 3, 2007.
Steve Staios	D	•	Became a free agent on July 1, 2008.
2011-12			Signed as a free agent on September 30, 2011.
Paul Stanton	D	•	Retired at the conclusion of the 2011-12 season.
1994-95			Acquired from Boston in exchange for future considerations on February 11, 1995.
Mike Stapleton	C	•	Became a free agent in July 1995.
2000-01			Signed as a free agent on July 3, 2000.
Mike Stevens	LW	•	Traded to Vancouver in exchange for a ninth round pick in the 2001 NHL Entry Draft.
1988-89			Signed as a free agent on August 10, 1988.
Ralph Stewart	C	•	Traded with Gilles Thibaudeau to Toronto in exchange for Derek Laxdal, Jack Capuano and Paul Gagne on December 20, 1989.
1972-73–1975-76			Traded with Bob Cook from Detroit in exchange for Brian Lavender and Ken Murray on January 17, 1973.
Ron Stewart	RW	•	Released in 1976.
1972-73			Purchased from Rangers on November 14, 1972.
Brian Strait	D	•	Released after 1972-73 season.
2012-13–2015-16			Claimed off waivers from Pittsburgh on January 18, 2013
Martin Straka	C	•	Became a free agent on July 1, 2016
1995-96			Acquired with Bryan Berard and Ken Belanger from Ottawa in a three team trade in exchange for Kirk Muller and Wade Redden on January 23, 1996.
Mark Streit	D	•	Claimed off waivers by Florida on March 15, 1996.
			Signed as a free agent on July 1, 2008.

ALL-TIME ROSTER (CONT.)

OPPONENTS

2008-09-2012-13				Traded to Philadelphia in exchange for a fourth round selection in the 2014 NHL Draft and Shane Harper
Ryan Strome	C	•		Selected in the first round, fifth overall, of the 2011 NHL Draft.
2013-14-2016-17				Traded to Edmonton in exchange for Jordan Eberle on June 22, 2017
Jason Strudwick	D	•		Selected in the third round, 63rd overall, of the 1994 NHL Entry Draft.
1995-96-1997-98				Traded to Vancouver in exchange for Gino Odjick on March 23, 1998.
Johan Sundstrom	C	•		Selected in the second round, 50th overall, of the 2011 NHL Draft.
2013-14-2014-15				Signed with Frolunda of the Swedish Hockey League on June 12, 2015
Brent Sutter	C	•		Selected as 1st pick, 17th overall, in 1980 NHL Entry Draft.
1980-81-1991-92				Traded with Brad Lauer to Chicago in exchange for Adam Creighton and Steve Thomas on October 25, 1991.
Duane Sutter	RW	•		Selected in the first round, 17th overall, of the 1979 NHL Entry Draft.
1979-80-1986-87				Traded to Chicago in exchange for future considerations (Wayne Doucet) on September 4, 1987.
Ron Sutter	C	•		Acquired with Nordiques' 1994 first round draft choice (Brett Lindros) from Quebec in exchange for Uwe Krupp and Islanders' first round choice in 1994 (Wade Belak) on July 28, 1994.
1994-95				Became a free agent in July 1995.

IN THE PAST

Andy Sutton	D	•		Signed as a free agent on August 10, 2007.
2007-08-2009-10				Traded to Ottawa in exchange for a second round pick in the 2010 NHL Entry Draft on March 2, 2010
Ken Sutton	D	•		Signed as a free agent on July 5, 2001.
2001-02				Became a free agent on July 1, 2002.
Bob Sweeney	C	•		Claimed from Buffalo in the 1995 NHL Waiver Draft on October 2, 1995.
1995-96				Traded to Calgary in exchange for Pat Conacher and a 1997 sixth round draft selection on March 20, 1996.
Jeff Tambellini	LW	•		Acquired with Denis Grebeshkov from Los Angeles in exchange for Mark Parrish, Brent Sopel and a conditional draft selection in the 2006 NHL Entry Draft on March 8, 2006.
2005-06-2009-10				Became a free agent on July 1, 2010.

STANLEY CUP PLAYOFFS

Steve Tambellini	C	•		Selected in the first round, 15th overall, of the 1978 NHL Entry Draft.
1978-79-1980-81				Traded with Glenn Resch to Colorado in exchange for Mike McEwen and Jari Kaarela on March 10, 1981.
Dick Tarnstrom	D	•		Selected in the 11th round, 272nd overall, of the 1994 NHL Entry Draft
2001-02				Claimed off waivers by Pittsburgh on August 6, 2002.
John Tavares	C	•		Selected as the No. 1 overall pick in the 2009 NHL Entry Draft.
2009-10-2017-18				Became a free agent on July 1, 2018.
Chris Taylor	C	•		Selected in the second round, 27th overall, of the 1990 NHL Entry Draft.
1994-95-1996-97				Became a free agent in July 1997.
Victor Teal	RW	•		Signed after training camp tryout in 1972.
1973-74				Released in June, 1975.
Chris Terreri	G	•		Acquired with a ninth round draft pick from New Jersey in exchange for John Vanbiesbrouck on March 12, 2001.
2000-01				Became a free agent in July 2001.
Gilles Thibaudeau	C	•		Signed as a free agent in September, 1989.
1989-90				Traded with Mike Stevens to Toronto in exchange for Derek Laxdal, Jack Capuano and Paul Gagne on December 20, 1989.
Steve Thomas	RW	•		Acquired with Adam Creighton from Chicago in exchange for Brent Sutter and Brad Lauer on October 25, 1991.
1991-92-1994-95				Traded to New Jersey in a three team trade in exchange for Wendel Clark on October 3, 1995.
Nate Thompson	LW	•		Claimed off waivers from Boston on October 8, 2008.
2008-09-2009-10				Claimed off waivers by Tampa Bay on January 21, 2010.
Milan Tichy	D	•		Signed as a free agent on August 2, 1994.
1994-95-1995-96				Became a free agent in July 1996.
Mattias Timander	D	•		Acquired from Columbus for a 2002 fourth round draft pick on June 22, 2002
2002-03-2003-04				Traded to Philadelphia in exchange for a 2004 seventh round draft pick on January 22, 2004
Devon Toews	D	•		Selected in the fourth round, 108th overall, of the 2014 NHL Draft.
2018-19-				

MEDIA INFORMATION

Jeff Toms	LW	•		Signed as a free agent on July 27, 2000.
2000-01				Claimed off waivers by the NY Rangers on January 13, 2001.
John Tonelli	RW	•		Selected in the second round, 33rd overall, of the 1977 NHL Entry Draft.
1978-79-1985-86				Traded to Calgary in exchange for Steve Konroyd and Rich Kromm on March 11, 1986.
Raffi Torres	LW	•		Selected in the first round, fifth overall, of the 2000 NHL Entry Draft.
2001-02-2002-03				Traded with Brad Isbister to Edmonton in exchange for Janne Niinimaa and a second round pick in the 2003 NHL Entry Draft on March 11, 2003.
Graeme Townshend	RW	•		Signed as a free agent on September 3, 1991.
1991-92-1992-93				Became a free agent in July 1993.
Bryan Trottier	C	•		Selected in the second round, 22nd overall, of the 1974 NHL Amateur Draft.
1975-76-1989-90				Contract bought out by the Islanders on July 1, 1990.
John Tucker	C	•		Traded by Buffalo in exchange for future considerations on January 21, 1991.
1990-91				Released following the 1990-91 season.
Marco Tuomainen	LW	•		Signed as a free agent on July 18, 2001.
2001-02				Became a free agent in July 2002.
Pierre Turgeon	C	•		Acquired with Benoit Hogue, Dave McLlwain and Uwe Krupp from Buffalo in exchange for Pat LaFontaine, Randy Wood, Randy Hillier and future considerations on October 25, 1991.
1992-93-1994-95				Traded with Vladimir Malakhov to Montreal in exchange for Kirk Muller, Mathieu Schneider and Craig Darby on April 4, 1995.
Brad Turner	D	•		Signed as a free agent in September 1990.
1991-92				Became a free agent in July 1993.
David Ullstrom	LW	•		Selected in the fourth round, 102nd overall, of the 2008 NHL Entry Draft.
2011-12-2012-13				Became a restricted free agent on July 5, 2013.
Nick Vachon	C	•		Acquired from Los Angeles in exchange for Chris Marinucci on November 18, 1996.
1996-97				Became a free agent in July 1997.
Stephen Valiquette	G	•		Signed as a free agent on August 17, 1998.

ALL-TIME ROSTER (CONT.)

1999-00–2002-03			Became a free agent in July 2003.
John Vanbiesbrouck	G	•	Acquired from Philadelphia in exchange for a fourth round pick in the 2001 NHL Entry Draft on June 4, 2000.
2000-01			Traded to New Jersey in exchange for Chris Terreri and a ninth round pick in the 2001 NHL Entry Draft on March 12, 2001.
Darren Van Impe	D	•	Acquired from Florida in exchange for a 2003 fifth round pick on March 19, 2002.
2001-02			Became a free agent on July 1, 2002.
Thomas Vanek	LW	•	Acquired from Buffalo on October 27, 2013 in exchange for Matt Moulson, a first-round pick in the 2014 NHL Draft and second-round pick in 2015.
2013-14			Traded to Montreal on March 5, 2014 in exchange for a second-round pick in the 2014 NHL Draft and Sebastian Collberg.
Josef Vasicek	C	•	Signed as a free agent on August 14, 2007.
2007-08			Became a free agent on July 1, 2008.
Andrey Vasilyev	LW	•	Selected in the 11th round, 248th overall, of the 1992 NHL Entry Draft.
1994-95–1996-97			Became a free agent in July 1997.
Dennis Vaske	D	•	Selected in the second round, 38th overall, of the 1986 NHL Entry Draft.
1990-91–1997-98			Became a free agent in July 1998.
Yvon Vautour	RW	•	Selected in the sixth round, 104th overall, of the 1976 NHL Amateur Draft.
1979-80			Selected by Colorado in the 1980 NHL Waiver Draft.
Lubomir Visnovsky	D	•	Acquired from Anaheim in exchange for a second round pick in the 2013 NHL Draft on June 22, 2012.
2012-13–2014-15			Became a free agent on July 1, 2015
David Volek	LW/RW	•	Selected in the 10th round, 208th overall, of the 1984 NHL Entry Draft.
1988-89–1993-94			Retired in September 1994.
Mick Vukota	RW	•	Signed as a free agent on March 2, 1987.
1987-88–1996-97			Claimed on waivers by Tampa Bay on September 28, 1997.
Chris Wagner	RW	•	Acquired from the Anaheim Ducks in exchange for Jason Chimera on February 26, 2018.
2017-18			Became a free agent on July 1, 2018.
Tim Wallace	RW	•	Signed as a free agent on July 21, 2011.
2011-12			Claimed on waivers by Tampa Bay on February 23, 2012.
Mike Walsh	LW	•	Signed as a free agent in August 1986.
1987-88–1988-89			Became a free agent in July 1989.
Ben Walter	C	•	Acquired with a 2009 second round draft selection from Boston in exchange for Petteri Nokelainen.
2007-08–2008-09			Traded to New Jersey in exchange for Tony Romano and future considerations on June 30, 2009.
Mike Watt	LW	•	Acquired from Edmonton in exchange for Eric Fichaud on June 18, 1998.
1998-99–1999-00			Claimed off waivers by Nashville on May 23, 2000.
Steve Webb	LW	•	Signed as a free agent on October 14, 1996.
1996-97–2002-03			Became a free agent in July 2003.
2003-04			Acquired from Pittsburgh in exchange for Alain Nasreddine on March 8, 2004.
Kevin Weekes	G	•	Became a free agent on July 1, 2004.
1999-00			Acquired with Bill Muckalt and Dave Scatchard from Vancouver in exchange for Felix Potvin on December 19, 1999.
Steve Weeks	G	•	Traded with Kristian Kudroc and a second round pick in the 2001 NHL Entry Draft to Tampa Bay in exchange for a 1st round (Raffi Torres), 4th round and 7th round pick in the 2001 NHL Entry Draft.
1991-92			Signed as a free agent on September 16, 1991.
Doug Weight	C	•	Traded to Los Angeles in exchange for a 1992 seventh round draft choice (Steve O'Rourke) on February 18, 1992.
2008-09–2010-11			Signed as a free agent on July 2, 2008.
Mattias Weinhandl	RW	•	Retired on May 26, 2011 to become an Assistant Coach and Senior Advisor to the General Manager.
2003-04–2005-06			Selected in the third round, 78th overall, of the 1999 NHL Entry Draft.
Ed Westfall	RW	•	Claimed off waivers by Minnesota on March 4, 2006.
1972-73–1978-79			Obtained in 1972 NHL Expansion Draft.
Jason Widmer	D	•	Retired on May 8, 1979.
1994-95–1995-96			Selected in the eighth round, 176th overall, of the 1992 NHL Entry Draft.
Jason Wiemer	C	•	Became a free agent in July 1996.
2002-03–2003-04			Acquired from Florida in exchange for defensive prospect Branislav Mezei on July 2, 2002.
Ty Wishart	D	•	Claimed off waivers by Minnesota on November 13, 2003.
2010-11–2012-13			Acquired from Tampa Bay in exchange for Dwayne Roloson on Jan. 1, 2011.
James Wisniewski	D	•	Became a free agent on July 1, 2013.
2010-11			Acquired from Anaheim in exchange for a conditional third round pick in the 2010 NHL Entry Draft on July 30, 2010.
Brendan Witt	D	•	Traded to Montreal for a 2011 second round pick and a conditional 2012 fifth round pick on December 28, 2010
2006-07–2009-10			Signed as a free agent on July 3, 2006.
Randy Wood	C/LW	•	Placed on waivers on July 25, 2010.
1986-87–1991-92			Signed as a free agent in September 1986.
1996-97			Traded with Pat LaFontaine, Randy Hillier and future considerations to Buffalo in exchange for Pierre Turgeon, Uwe Krupp, Benoit Hogue and Dave McLlwain October 25, 1991.
Alexei Yashin	C	•	Signed as a free agent on October 2, 1996.
2001-02–2006-07			Became a free agent in July 1997.
Mike York	C/RW	•	Acquired from Ottawa in exchange for Zdeno Chara, Bill Muckalt and a first round pick on June 23, 2001.
2005-06–2006-07			Contract bought out on June 6, 2007.
Richard Zednik	RW	•	Acquired with a 2006 conditional draft pick from Edmonton in exchange for Michael Peca on August 3, 2005.
2006-07			Traded to Philadelphia in exchange for Randy Robitaille and a 2008 fifth round draft selection on December 20, 2006.
Alexei Zhitnik	D	•	Acquired from Washington in exchange for a 2007 second round draft selection on February 26, 2007.
2005-06–2006-07			Became a free agent on July 1, 2007.
Marek Zidlicky	D	•	Signed as a free agent on August 2, 2005.
2015-16			Traded to Philadelphia in exchange for Freddy Meyer IV and a 2008 third round draft selection on December 16, 2006.
Harry Zolnierczyk	F	•	Signed as a free agent on September 18, 2015.
2014-15			Became a free agent on July 1, 2016
			Signed as a free agent on July 2, 2014.
			Became a free agent on July 1, 2015.

ALL-TIME NUMERICAL ROSTER

#1

Gerry Gray
Glenn Resch
Roland Melanson
Jeff Hackett
Steve Weeks
Danny Lorenz
Eric Fichaud
Marcel Cousineau
Roberto Luongo
Rick DiPietro
Mike Dunham
Peter Mannino
Mikko Koskinen
Thomas Greiss

#2

Gerry Hart
Mike Hordy
Mike McEwen
Gord Dineen
Dean Chynoweth
Wayne McBean
Chris Luongo
Bob Beers
Rich Pilon
Branislav Mezei
Mattias Timander
Aaron Johnson
Mark Streit
Nick Leddy

#3

Brian Lefley
Jean Potvin
Pat Price
Tomas Jonsson
Doug Crossman
Jeff Finley
Dean Chynoweth
Bob Halkidis
Kenny Jonsson
Zdeno Chara
Adrian Aucoin
Brent Sopel
Denis Grebeshkov
Tom Poti
Rob Davison
Travis Hamonic
Adam Pelech

#4

Jim Mair
Jean Potvin
Bob Lorimer
Paul Boutilier
Gerald Diduck
Bill Berg
Uwe Krupp
Brent Severyn
Bryan McCabe
Eric Brewer
Roman Hamrlik
Joel Bouchard
Bryan Berard
Brett Skinner
Mark Flood
Mark Eaton
Radek Martinek
Dennis Seidenberg
Thomas Hickey

#5

Ken Murray
Ron Smith
Bob Nystrom
Denis Potvin
(Retired in honor of Denis Potvin Feb. 1, 1992)

#6

Bill Mikkelson
Bert Marshall
Randy Johnston
Ken Morrow
Wayne McBean
Chris Luongo
Corey Foster
Doug Houda
David Harlock
Jamie Heward
Mathieu Biron
Ken Sutton
Brandon Smith
Bruno Gervais
Sean Hill
Matt Spiller
Ty Wishart
Jesse Joensuu
Ryan Pulock

#7

Germain Gagnon
Dave Fortier
Stefan Persson
Greg Gilbert
Tom Fitzgerald
Jeff Finley
John Tucker
Greg Parks
Brad Turner
Scott Lachance
Dallas Eakins
Ray Schultz
Kevin Haller
Trent Hunter
Matt Carkner
Jordan Eberle

#8

Don Blackburn
Garry Howatt
Darcy Regier
Kevin Devine
Randy Boyd
Patrick Flatley
Jeff Norton
Bob McGill
Chris Luongo
David Maley
Gord Dineen
Mike Donnelly
Steve Webb
Jason Krog
Dick Tarnstrom
Tomi Pettinen
Bruno Gervais
Griffin Reinhart

#9

Brian Spencer
Clark Gillies
David Chyzowski
Kirk Muller
(Retired in honor of Clark Gillies Dec. 7, 1996)

#10

Lorne Henning
Alan Kerr
Brad Lauer
Dave McLlwain
Claude Loiselle
Kip Miller
Craig Darby
Danton Cole
Micah Aivazoff
Randy Wood
Corey Foster
Joe Sacco
Jason Dawe
Mats Lindgren
Eric Manlow
Sean Bergenheim
Richard Park
Mike Mottau
Keith Aucoin
Alan Quine
Stephen Gionta

#11

Dave Hudson
Bill MacMillan
Wayne Merrick
Roger Kortko
Randy Wood
Adam Creighton
Darius Kasparaitis
Randy Wood
Sean Haggerty
Kevin Miller
Craig Janney
Niklas Andersson
Jason Krog
Bill Muckalt
Kip Miller
Mattias Weinhandl
Andy Hilbert
Nate Thompson
Brian Rolston
Lubomir Visnovsky
Shane Prince
Tanner Fritz

#12

Terry Crisp
Ernie Hicke
Jean Paul Parise
Richie Hansen
Duane Sutter
Brent Sutter
Todd McLellan
Todd Okerlund
Richard Kromm
Mick Vukota
Mark Janssens
Mike Watt
Oleg Kvasha
Chris Simon
Josh Bailey

#13

Claude Lapointe
Bill Guerin
Rob Schremp
Colin McDonald
Matthew Barzal

#14

Brian Marchinko
Bob Bourne
Randy Boyd
Tom Fitzgerald
Scott Scissons
Joe Day
Ron Sutter
Andrey Vasilyev
Danton Cole
Chris Taylor
Derek Armstrong
Tom Chorske
Joe Sacco
Chris Ferraro
Jason Blake
Mike Stapleton
Alexander Khoritinov
Chris Campoli
Trevor Gillies
Thomas Hickey
Tom Kuhnhackl

#15

Bill Harris
Brad Dalgarno
Bryan Smolinski
Jason Dawe
Tom Chorske
Ted Donato
Brad Isbister
Jeff Tambellini
PA Parenteau
Cal Clutterbuck

#16

Brian Lavender
Ralph Stewart
Dave Salvian
Michel Bergeron
Richie Hansen
Steve Tambellini
Mike McEwen
Pat LaFontaine
Brian Mullen
Zigmund Palffy
Daniel Lacroix
Vladimir Orszagh
Craig Berube
Raffi Torres
Justin Papineau
Justin Mapletoft
Michael York
Jon Sim
Marty Reasoner
Peter Regin
Harry Zolnierczyk
Steve Bernier
Andrew Ladd

#17

Tom Miller
Jude Drouin
Garth MacGuigan
Alex McKendry
Neal Coulter
Greg Gilbert
Brad Dalgarno
Chris Pryor
Rod Dallman
Paul Gagne
Craig Ludwig
Bill Berg
Daniel Marois
Steve Junker
David Maley
Yan Kaminsky
Chris Marinucci
Wendel Clark
Darby Hendrickson
Sergei Nemchinov
Tony Hrkac
Ted Drury
Taylor Pyatt
Shawn Bates
Thomas Pock
Matt Martin

#18

Ed Westfall
Rob DiMaio
Marty McNinis
Mike Hough
Tim Connolly
Jim Cummins
Jeff Hamilton
Mike Sillinger
Micheal Haley
Ryan Strome
Anthony Beauvillier

#19

Craig Cameron
Bryan Trottier
(Retired in honor of Bryan Trottier Oct. 20, 2001)

#20

Bob Nystrom
Rich Grenier
Dave Pulkkinen
Doug Rombough
Yvon Vautour
Mats Hallin
Alex McKendry
Dale Henry
Greg Parks
Ray Ferraro
Bryan Smolinski
Bob Sweeney
Jamie Rivers
Steve Webb
Eric Manlow
Richard Zednik
Sean Bergenheim
James Wisniewski
Evgeni Nabokov

#21

Arnie Brown
Dave Pulkkinen
Ron Smith
Andre St. Laurent
Mike Kaszycki
Butch Goring
Brent Sutter
Dan Plante
Rick Green
Nick Vachon
Robert Reichel
Mariusz Czerkawski
Trent Hunter
Robert Nilsson
Deron Quint
Kyle Okposo
Chris Wagner
Luca Sbisa

#22

Ron Smith
Bob Cook
Victor Teal
Mike Bossy
(Retired in honor of Mike Bossy March 3, 1992)

#23

Garry Howatt
Bob Nystrom
Randy Hillier
Rick Green
Vladimir Malakhov
(Retired in honor of Bob Nystrom April 1, 1995)

#24

Ron Stewart
Bill MacMillan
Walt Ledingham
Mike Kaszycki
Gord Lane
Mikko Makela
Ken Baumgartner
Daniel Marois
Richard Kromm
Greg Parks
Keith Acton
Troy Loney
Brent Severyn
Dave Archibald
Paul Kruse
Gino Odjick
Johan Davidsson
Mark Lawrence
Radek Martinek
Steve Staios
Brad Boyes
Kevin Czuczman
Stephen Gionta
Scott Mayfield

ALL-TIME NUMERICAL ROSTER (CONT.)

#25

Neil Nicholson
 Dave Lewis
 Bill Carroll
 Ron Handy
 Ari Haanpaa
 David Volek
 Chris Taylor
 Paul Stanton
 Pat Conacher
 Chris Taylor
 Mariusz Czerkawski
 Josh Green
 Juraj Kolnik
 Randy Robitaille
 Alexander Karpovtsev
 Brad Lukowich
 Viktor Kozlov
 Andy Sutton
 Nino Niederreiter
 Jason Chimera
 Devon Toews

#26

Dave Langevin
 Patrick Flatley
 Jeff Toms
 Justin Mapletoft
 Justin Papineau
 Rob Collins
 Ruslan Fedotenko
 Joe Callahan
 Matt Moulson
 Thomas Vanek
 Tyler Kennedy
 Joshua Ho-Sang

#27

John Tonelli
 Derek King
 Mark Parrish
 Michael Peca
 Jeremy Colliton
 Randy Robitaille
 Darryl Bootland
 Matt Keith
 Milan Jurcina
 Anders Lee

#28

Anders Kallur
 Mark Hamway
 Bob Bassen
 Wayne McBean
 Don Maloney
 Paul Guay
 Tom Kurvers
 Chris Taylor
 Alexander Semak
 Jim Dowd
 Dennis Vaske
 Felix Potvin
 Jason Krog
 Gary Galley
 Jason Krog
 Darren Van Impe
 Jason Wiemer
 Wyatt Smith
 Tim Jackman
 Zenon Konopka
 Johan Sundstrom
 Marek Zidlicky
 Sebastian Aho
 Michael Dal Colle

#29

Hector Marini
 Ken Leiter
 Gerald Diduck
 Mark Fitzpatrick
 Joe Reekie
 Jamie McLennan
 Kenny Jonsson
 Petteri Nokelainen
 Ben Walter
 Jamie Doornbosch
 Jay Pandolfo
 Brock Nelson

#30

Gerry Desjardins
 Richard Brodeur
 Goran Hogosta
 Roland Melanson
 Kelly Hrudefy
 Mark Fitzpatrick
 Tommy Soderstrom
 Wade Flaherty
 Chris Terreri
 Garth Snow
 Dwayne Roloson
 Chad Johnson
 Michal Neuvirth
 Jean-Francois Berube

#31

Bill Smith
 (Retired in honor of Bill Smith
 Feb. 21, 1993)

#32

Bruce Affleck
 Dale Henry
 Brad Lauer
 Richard Kromm
 Steve Thomas
 Grigori Panteleev
 Niklas Andersson
 Trevor Linden
 Jorgen Jonsson
 Petr Mika
 Aris Brimmanis
 Alan Letang
 Brendan Witt
 Ross Johnstn

#33

Neil Hawryliw
 Kevin Devine
 Marc Bergevin
 Steve Konroyd
 Ray Ferraro
 Dennis Vaske
 Benoit Hogue
 Milan Tichy
 Ken Belanger
 Eric Cairns
 Eric Boguniecki
 Christopher Gibson

#34

Garth MacGuigan
 Gord Dineen
 Ken Leiter
 Brian Curran
 Chris Pryor
 Rob DiMaio
 Danny Lorenz
 Graeme Townshend
 Iain Fraser
 Brent Grieve
 Dan Plante
 Milan Tichy
 Yan Kaminsky
 Micah Aivazoff
 Jason Herter
 Jason Widmer
 Andrey Vasilyev
 Jarrett Deuling
 Bryan Berard
 Mathieu Biron
 John Vanbiesbrouck
 Steve Valiquette
 Wade Dubielewicz
 Yann Danis

#35

Richard Kromm
 Reed Larson
 Chris Pryor
 Glenn Healy
 Tom Draper
 Tommy Salo
 Stephen Valiquette
 Chris Osgood
 Joey MacDonald
 AI Montoya

#36

Glenn Johannssen
 Neal Coulter
 Rod Dallman
 Gary Nylund
 Jason Widmer
 Andrey Vasilyev
 Bob Halkidis
 Jason Strudwick
 Micah Aivazoff
 Jarrett Deuling
 Dane Jackson
 J.J. Daigneault
 Ted Crowley
 Ray Schultz
 Niklas Andersson
 Evgeny Korolev
 Mike Iggulden
 Travis Hamonic
 Tim Wallace
 Eric Boulton
 Ross Johnston

#37

Jeff Finley
 Danny Lorenz
 Richard Kromm
 Dennis Vaske
 Jeff Libby
 Dmitri Nabokov
 Steve Martins
 Mark Parrish
 Kip Brennan
 Dean McAmmond
 Jeremy Colliton
 Brian Strait

#38

Mick Vukota
 Gilles Thibaudeau
 Derek Laxdal
 Marty McInnis
 Graeme Townshend
 Scott Scissons
 Jason Simon
 Derek Armstrong
 Andrey Vasilyev
 Andreas Johansson
 Barry Richter
 Dave Scatchard
 Allan Rourke
 Jack Hillen
 Bracken Kearns

#39

Todd McLellan
 Marc Bergevin
 Mike Walsh
 Hubie McDonough
 Travis Green
 Dean Malkoc
 Scott Pearson
 Sean Haggerty
 Ray Schultz
 Robert Petrovicky
 Rick DiPietro

#40

Raimo Helminen
 Brad Dalgarno
 George Maneluk
 Matt Koalska
 Joel Rechlicz
 Michael Grabner
 Robin Lehner

#41

Ray Giroux
 Derek Bekar
 David Ullstrom
 Jaroslav Halak

#42

Shawn Byram
 Andrey Vasilyev
 Dan Plante
 Dylan Reese
 Scott Mayfield

#43

Martin Straka
 Mike MacWilliam
 Chris Taylor
 Jason Strudwick
 Mikael Andersson
 Trent Hunter
 Ryan Caldwell
 Andrew MacDonald
 Martin Biron
 Mike Halmo

#44

Ken Leiter
 Rod Dallman
 Jari Gronstrand
 Todd Bertuzzi
 Jason Dawe
 Mark Lawrence
 Jesse Belanger
 Sven Butenschon
 Janne Niinimaa
 John Erskine
 Freddy Meyer IV
 Rob Schremp
 Calvin de Haan

#45

Vern Smith
 Dale Kushner
 Danny Lorenz
 Marko Kiprusoff
 Arron Asham
 Nate Thompson
 Anders Nilsson

#46

Scott Howson
 Dale Kushner
 Jason Holland
 Marco Tuomainen
 Matt Martin
 Matt Donovan

#47

Rich Pilon
 Dick Tarnstrom
 Marc-Andre Bergeron
 Andrew MacDonald
 Leo Komarov

#48

Claude Lapointe
 Warren Luhning
 Steve Regier
 Anton Klementyev
 Kael Moullierat
 Connor Jones

#49

Vladimir Orszagh
 Robert Petrovicky
 Eric Godard
 Drew Fata
 Mitch Fritz
 Rhett Rakhshani
 Justin Johnson

#50

Scott Scissons
 Adam Pelech

#51

Anders Myrvold
 Dave Roche
 Frans Nielsen
 Valtteri Filppula

#52

Mark Lawrence
 Sven Butenschon
 Nathan Lawson
 Joe Finley
 Ross Johnston

#53

Mike Walsh
 Tom Fitzgerald
 Zdeno Chara
 Casey Cizikas

#54

Kip Miller
 Rob Collins
 Kurtis McLean

#55

Mike Stevens
 Felix Potvin
 Vladimir Chebaturkin
 Jason Blake
 Matt Campanale
 Shane Sims
 Mike Mottau
 Aaron Ness
 Johnny Boychuk

#56

Marcel Cousineau
 Ian Herbers
 Jason Podollan
 Dustin Kohn
 John Persson
 Taylor Beck
 Tanner Fritz

OPPONENTS

IN THE PAST

STANLEY CUP PLAYOFFS

MEDIA INFORMATION

ALL-TIME NUMERICAL ROSTER (CONT.)

OPPONENTS

#57

Mark Hamway
Shawn Evans
Blake Comeau

#58

Bill Berg
John Namestnikov
Aris Brimanis
Masi Marjamaki
Jesse Joensuu

#59

Tom Fitzgerald
Alain Nasreddine
Micheal Haley
Brett Gallant

#60

Ray Schultz
Kevin Poulin

#62

Steve Webb
Olli Jokinen
Kevin Colley
Jamie Fraser
Greg Mauldin

#63

Cole Jarrett
Josef Vasicek

#64

Sven Butenschon

#66

Joshua Ho-Sang

#67

Mike Kennedy
Sean Bentivoglio

#68

Zigmund Palffy

#71

Dennis Vaske
Mark Katic
Michael Dal Colle

#72

Ron Hextall
Mathieu Schneider
Jeremy Colliton
Anthony Beauvillier

#75

Brett Lindros

#77

Pierre Turgeon
Cliff Ronning
Alexei Zhitnik
Trevor Smith

#79

Alexei Yashin

#80

Kevin Weekes

#81

Miroslav Satan
Justin DiBenedetto

#82

Martin Straka

#84

Mikhail Grabovski

#86

Nikolay Kulemin

#88

Brandon Davidson

#89

David Chyzowski
Mike Comrie
Cory Conacher

#91

Butch Goring
John Tavares

#92

Vladimir Malakhov

#93

Doug Weight

#94

Ryan Smyth

#96

Pierre-Marc Bouchard

IN THE PAST

STANLEY CUP PLAYOFFS

MEDIA INFORMATION

RETIRED NUMBERS



DENIS POTVIN
FEBRUARY 1, 1992



MIKE BOSSY
MARCH 3, 1992



BILLY SMITH
FEBRUARY 20, 1993



BOBBY NYSTROM
APRIL 1, 1995




CLARK GILLIES
DECEMBER 7, 1996




BRYAN TROTTIER
OCTOBER 20, 2001



BILL TORREY
JANUARY 13, 2001



AL ARBOUR
JANUARY 25, 1997



ARBOUR/1500
NOVEMBER 3, 2007

OPPONENTS

IN THE PAST

STANLEY CUP PLAYOFFS

MEDIA INFORMATION

OPPOSITIONS

IN THE PAST

STANLEY CUP PLAYOFFS

MEDIA INFORMATION



NHL OPPONENTS



DALLAS EAKINS



RYAN GETZLAF

ALL-TIME: 17-13-4-2
LAST REG. WIN: 01/20/19, NYI 3 vs ANA 0
LAST REG. LOSS: 10/17/18, NYI 1 at ANA 4

OVERTIME RECORD: (W-L-T): 3-3-4
LAST OT DECISION: 12/21/17, ANA 5 vs. NYI 4
SHOOTOUT RECORD: 2-0
LAST SHOOTOUT: 11/22/16, NYI 3 at ANA 2

Records are based on W-L-T-OL

2019-20 MEETINGS

Mon. Nov. 25	Islanders at Ducks	10:00ET
Sat. Dec. 21	Islanders vs Ducks	1:00 ET

2018-19 SERIES (1-1-0, 2 PT)

HOME:	RESULT	SCORE:	GWG	POWER PLAY	PENALTY KILL	GOALTENDERS:
Jan. 20, 2019	Win	NYI 3 ANA 0	C. Clutterbuck	1/3	1/1	Lehner/Johnson
ROAD:	RESULT	SCORE:	GWG	POWER PLAY	PENALTY KILL	GOALTENDERS:
Oct. 17, 2018	Loss	ANA 4 NYI 1	R. Kesler	0/4	2/3	Greiss/Gibson

ALL-TIME FRANCHISE RECORDS

NEW YORK ISLANDERS HAT TRICKS (1):

PLAYER	DATE	LOCATION
Mark Parrish	11/24/01	vs. ANA

NEW YORK ISLANDERS SHUTOUTS (1)

PLAYER	DATE	LOCATION
Robin Lehner	01/20/19	vs. ANA

NEW YORK ISLANDERS PENALTY SHOTS (0):

PLAYER/GOALIE	DATE	OUTCOME
---------------	------	---------

CLUB INFORMATION

Founded: 1993
 Home Arena: Honda Center (17,174)
 Address: 2695 East Katella Avenue, Anaheim, CA, 92806
 Phone: 714-940-2900
 Fax: 714-940-2953
 Web Site: www.ducks.nhl.com
 Stanley Cups: 2007
 Chief Executive Officer: Michael Schulman
 Executive Vice President & General Manager: Bob Murray
 Head Coach: Dallas Eakins
 Assistant Coaches Mark Morrison, Rich Preston & Marty Wilford
 Director, Media and Communications: Alex Gilchrist
 Media and Communications Manager Steve Hoem
 2018-19 Record: 35-37-10 (80 pts)
 2018-19 Finish: 6th in Pacific, 13th Western Conference, 24th in NHL
 2019 Playoffs: Did not qualify

BROADCAST TEAMS

Television Play-by-Play: John Ahlers
 Television Color Analyst: Brian Hayward
 Radio Play-by-Play: Steve Carroll
 Radio Color Analyst: Dan Wood

ANAHEIM DUCKS HAT TRICKS (2):

PLAYER	DATE	LOCATION
Ryan Getzlaf	12/21/13	vs. ANA
Hampus Lindholm	12/21/17	vs. ANA

ANAHEIM DUCKS SHUTOUTS (3)

PLAYER	DATE	LOCATION
Ron Tugnutt	12/28/93	vs. ANA
Jean-Sebastien Giguere	02/05/08	vs. ANA
Curtis McElhinney	11/10/10	at ANA

ANAHEIM DUCKS PENALTY SHOTS (0):

PLAYER/GOALIE	DATE	OUTCOME
---------------	------	---------

NEW YORK ISLANDERS VS ANAHEIM DUCKS

SEASON-BY-SEASON RECORD VS. NHL (SINCE 1993-94)

SEASON	OVERALL, W-L-T-OTL	HOME, W-L-T-OTL	ROAD, W-L-T-OTL
1993-94	33-46-5	14-26-2	19-20-3
1994-95	16-27-5	11-9-4	5-18-1
1995-96	35-39-8	22-15-4	13-24-4
1996-97	36-33-13	23-12-6	13-21-7
1997-98	26-43-13	12-23-6	14-20-7
1998-99	35-34-13	21-14-6	14-20-7
1999-00	34-33-12-3	19-13-7-2	15-20-5-1
2000-01	25-41-11-5	15-20-4-2	10-21-7-3
2001-02	29-42-8-3	15-19-5-2	14-23-3-1
2002-03	40-27-9-6	22-10-7-2	18-17-2-4
2003-04	29-35-10-8	19-11-7-4	10-24-3-4
2004-05	NHL	SEASON	LOCKOUT
2005-06	43-27-12	26-10-5	17-17-7
2006-07	48-20-14	26-6-9	22-14-5
2007-08	47-27-8	28-9-4	19-18-4
2008-09	42-33-7	20-18-3	22-15-4
2009-10	39-32-11	25-11-5	14-21-6
2010-11	47-30-5	26-13-2	21-17-3
2011-12	34-36-12	21-18-2	13-18-10
2012-13	30-12-6	16-7-1	14-5-5
2013-14	54-20-8	29-8-4	25-12-4
2014-15	51-24-7	26-12-3	25-12-4
2015-16	46-25-11	25-10-6	21-15-5
2016-17	46-23-13	29-8-4	17-15-9
2017-18	44-25-13	26-10-5	18-15-8
2018-19	35-37-10	19-14-8	16-23-2
TOTALS	944-771-107-162	535-326-58-73	409-445-49-89

Games could not result in a tie after the 2003-04 Season

ISLANDERS SEASON-BY-SEASON RECORD VS. ANAHEIM (SINCE 1993-94)

SEASON	OVERALL, W-L-T-OTL	HOME, W-L-T-OTL	ROAD, W-L-T-OTL
1993-94	1-1-0	0-1-0	1-0-0
1994-95	---	---	---
1995-96	1-1-0	1-0-0	0-1-0
1996-97	1-0-1	1-0-0	0-0-1
1997-98	1-1-0	0-1-0	1-0-0
1998-99	0-0-2	0-0-1	0-0-1
1999-00	1-0-0-0	---	1-0-0-0
2000-01	0-2-0-0	0-1-0-0	0-1-0-0
2001-02	1-0-0-0	1-0-0-0	---
2002-03	0-0-1-0	0-0-0-0	0-0-1-0
2003-04	2-0-0-0	1-0-0-0	1-0-0-0
2004-05	NHL	SEASON	LOCKOUT
2005-06	---	---	---
2006-07	1-0-0	---	1-0-0
2007-08	0-1-0	0-1-0	---
2008-09	1-0-0	1-0-0	---
2009-10	0-0-1	---	0-0-1
2010-11	1-1-0	1-0-0	0-1-0
2011-12	0-1-0	0-0-0	0-1-0
2012-13	---	---	---
2013-14	0-2-0	0-1-0	0-1-0
2014-15	1-1-0	0-1-0	1-0-0
2015-16	2-0-0	1-0-0	1-0-0
2016-17	2-0-0	1-0-0	1-0-0
2017-18	0-1-1	0-0-1	0-1-0
2018-19	1-1-0	1-0-0	0-1-0
TOTALS	17-13-4-2	9-6-1-1	8-7-3-1

OPPONENTS


IN THE PAST

STANLEY CUP PLAYOFFS

MEDIA INFORMATION



RICK TOCCHET



OLIVER EKMAN-LARSSON

ALL-TIME: 39-25-12-3
LAST REG. WIN: 03/24/19, NYI 2 vs ARI 0
LAST REG. LOSS: 12/19/15, NYI 0 at ARI 1

OVERTIME RECORD: (W-L-T): 1-3-8
LAST OT DECISION: 01/23/18, NYI 2 at ARI 3
SHOOTOUT RECORD: 1-2
LAST SHOOTOUT: 1/7/17, NYI 1 at ARI 2

Records are based on W-L-T-OT

2019-20 MEETINGS

Thurs. Oct. 24, 2019	Islanders vs Coyotes	7:00 ET
Mon. Feb. 17, 2020	Islanders at Coyotes	4:00 ET

2018-19 SERIES (2-0-0, 4 PTS)

HOME:	RESULT	SCORE:	GWG	POWER PLAY	PENALTY KILL	GOALTENDERS:
March 24, 2019	Win	NYI 2 ARI 0	J. Eberle	0/1	1/1	Lehner/Kuemper
ROAD:	RESULT	SCORE:	GWG	POWER PLAY	PENALTY KILL	GOALTENDERS:
Dec. 18, 2018	Win	NYI 3 ARI 1	B. Nelson	0/2	3/3	Lehner/Kuemper

ALL-TIME FRANCHISE RECORD:

NEW YORK ISLANDERS HAT TRICKS (5):

PLAYER	DATE	LOCATION
Mike Bossy	12/14/80	at WPG
John Tonelli	12/18/84	vs. WPG
Randy Wood	01/19/90	at WPG
Zigmund Palffy	03/03/96	vs. WPG
John Tavares	10/24/17	vs. ARI

NEW YORK ISLANDERS SHUTOUTS (6)

PLAYER	DATE	LOCATION
Billy Smith	12/02/79	at WPG
Glenn Resch	02/12/80	vs. WPG
Bill Smith	03/20/88	at WPG
Tommy Salo	12/06/97	vs. PHX
Jaroslav Halak	11/08/14	at ARI
Robin Lehner	03/24/19	vs. ARI

NEW YORK ISLANDERS PENALTY SHOTS (2):

PLAYER/GOALIE	DATE	OUTCOME
Anders Kallur/Pierre Hamel	12/14/80 at WPG	Failed
Brad Isbister/Sean Burke	01/10/00 at PHX	Scored

CLUB INFORMATION

Founded: 1972 (Winnipeg-WHA), 1979 (NHL), 1996 (Arizona)
 Home Arena: Gila River Arena (17,125)
 Address: 9400 W. Maryland Ave. Glendale, AZ 85305
 Phone: 623-772-3200
 Fax: 623-872-2000
 Web Site: www.coyotes.nhl.com
 Stanley Cups: none
 Owner, Chairman and Governor: Alex Mereulo
 President of Hockey Operations/General Manager: John Chayka
 Head Coach: Rick Tocchet
 Assistant General Manager: John MacLean, Phil Housley
 Executive Vice President, Communications and Broadcasting Rich Nairn
 Director, Media Relations: Greg Dillard
 2018-19 Record: 39-35-8 (86 pts)
 2018-19 Finish: 4th in Pacific, 9th in Western Conference, 18th in NHL
 2019 Playoffs: Did not qualify

BROADCAST TEAMS

Television Play-by-Play: Matt McConnell
 Television Color Analyst: Tyson Nash
 Radio Play-by-Play: Bob Heethuis
 Radio Analyst: Paul Bissonette

ARIZONA COYOTES HAT TRICKS (3):

PLAYER	DATE	LOCATION
Dale Hawerchuk	01/26/89	vs. WPG
Alexei Zhamnov	11/09/93	vs. WPG
Shane Doan	01/07/12	at PHX

ARIZONA COYOTES SHUTOUTS (3)

PLAYER	DATE	LOCATION
Markus Mattsson	02/12/80	vs. WPG
Sean Burke	03/09/00	at PHX
Louis Domingue	12/19/15	at ARI

ARIZONA COYOTES PENALTY SHOTS (0)

PLAYER	DATE	OUTCOME
--------	------	---------

NEW YORK ISLANDERS VS ARIZONA COYOTES

SEASON-BY-SEASON RECORD VS. NHL (SINCE 1979-80)

SEASON	OVERALL, W-L-T-OTL	HOME, W-L-T-OTL	ROAD, W-L-T-OTL
1979-80	20-49-11	13-19-8	7-30-3
1980-81	9-57-14	7-25-8	2-32-6
1981-82	33-33-14	18-13-9	15-20-5
1982-83	33-39-8	22-16-2	11-23-6
1983-84	31-38-11	17-15-8	14-23-3
1984-85	43-27-10	21-13-6	22-14-4
1985-86	26-47-7	18-19-3	8-28-4
1986-87	40-32-8	25-12-3	15-20-5
1987-88	33-36-11	20-14-6	13-22-5
1988-89	26-42-12	17-18-5	9-24-7
1989-90	37-32-11	22-13-5	15-19-6
1990-91	26-43-11	17-18-5	9-25-6
1991-92	33-32-15	20-14-6	13-18-9
1992-93	40-37-7	23-16-3	17-21-4
1993-94	24-51-9	15-23-4	9-28-5
1994-95	16-25-7	10-10-4	6-15-3
1995-96	36-40-6	22-16-3	14-24-3
1996-97	38-37-7	15-19-7	23-18-0
1997-98	35-35-12	19-16-6	16-19-6
1998-99	39-31-12	23-13-5	16-18-7
1999-00	39-31-8-4	22-16-2-1	17-15-6-3
2000-01	35-27-17-3	21-11-7-2	14-16-10-1
2001-02	40-27-9-6	27-8-3-3	13-19-6-3
2002-03	31-35-11-5	17-16-6-2	14-19-5-3
2003-04	22-36-18-6	11-19-7-4	11-17-11-2
2004-05	NHL	SEASON	LOCKOUT
2005-06	38-39-5	19-18-4	19-21-1
2006-07	31-46-5	18-20-3	13-26-2
2007-08	38-37-7	17-20-4	21-17-3
2008-09	36-39-7	23-15-3	13-24-4
2009-10	50-25-7	29-10-2	21-15-5
2010-11	43-26-13	21-13-7	22-13-6
2011-12	42-27-13	22-13-6	20-14-7
2012-13	21-18-9	14-8-2	7-10-7
2013-14	37-30-15	22-14-5	15-16-10
2014-15	24-50-8	11-25-5	13-25-3
2015-16	35-39-8	22-15-4	13-24-4
2016-17	30-42-10	18-18-5	12-24-5
2017-18	29-41-12	16-21-4	13-20-8
2018-19	39-35-8	20-17-4	19-18-4
TOTALS	1,288-1,413-266-1s51	734-619-131-70	544-794-135-81

Games could not result in a tie after the 2003-04 Season

NEW YORK ISLANDERS SEASON-BY-SEASON RECORD VS. ARIZONA (SINCE 1979-80)

SEASON	OVERALL, W-L-T-OTL	HOME, W-L-T-OTL	ROAD, W-L-T-OTL
1979-80	2-0-2	1-0-1	1-0-1
1980-81	3-0-1	1-0-1	2-0-0
1981-82	2-1-0	1-0-0	1-1-0
1982-83	1-1-1	1-0-1	0-1-0
1983-84	1-2-0	0-1-0	1-1-0
1984-85	2-1-0	1-1-0	1-0-0
1985-86	2-0-1	0-0-1	2-0-0
1986-87	1-1-1	1-0-1	0-1-0
1987-88	2-1-0	1-0-0	1-1-0
1988-89	2-1-0	1-1-0	1-0-0
1989-90	2-1-0	0-1-0	2-0-0
1990-91	2-1-0	2-0-0	0-1-0
1991-92	1-1-1	1-0-1	0-1-0
1992-93	0-1-1	0-1-0	0-0-1
1993-94	1-1-0	0-1-0	1-0-0
1994-95	---	---	---
1995-96	1-1-0	0-1-0	1-0-0
1996-97	1-0-1	1-0-0	0-0-1
1997-98	1-1-0	1-0-0	0-1-0
1998-99	0-1-1	0-0-1	0-1-0
1999-00	0-1-1-0	0-0-1-0	0-1-0-0
2000-01	0-1-1-0	0-1-0-0	0-0-1-0
2001-02	0-1-0-0	---	0-1-0-0
2002-03	0-1-0-0	0-1-0-0	---
2003-04	1-0-0-0	---	1-0-0-0
2004-05	NHL	SEASON	LOCKOUT
2005-06	---	---	---
2006-07	0-1-0	---	0-1-0
2007-08	1-0-0	1-0-0	---
2008-09	1-1-0	1-0-0	0-1-0
2009-10	1-0-0	---	1-0-0
2010-11	0-0-1	0-0-1	---
2011-12	0-1-0	---	0-1-0
2012-13	---	---	---
2013-14	1-1-0	1-0-0	0-1-0
2014-15	2-0-0	1-0-0	1-0-0
2015-16	1-1-0	1-0-0	0-1-0
2016-17	1-0-1	1-0-0	0-0-1
2017-18	1-0-1	1-0-0	0-0-1
2018-19	2-0-0	1-0-0	1-0-0
TOTALS	39-25-12-3	21-9-8-1	18-16-4-2

OPPONENTS


IN THE PAST

STANLEY CUP PLAYOFFS

MEDIA INFORMATION



BRUCE CASSIDY



ZDENO CHARA

ALL-TIME: 58-86-21-4
LAST REG. WIN: 1/16/17, NYI 4 at BOS 0
LAST REG. LOSS: 03/19/19, NYI 0 vs BOS 5

OVERTIME RECORD: (W-L-T): 5-1-15
LAST OT DECISION: 12/12/09, NYI 3 vs. BOS 2
SHOOTOUT RECORD: 1-3
LAST SHOOTOUT: 11/29/18, NYI 1 at BOS 2

Records are based on W-L-T-OT

2019-20 MEETINGS

Thurs. Dec. 19, 2019	Islanders at Bruins	7:00 ET
Sat. Jan. 11, 2020	Islanders vs Bruins	7:00 ET
Sat. Feb. 29, 2020	Islanders vs Bruins	1:00 ET

2018-19 SERIES (0-2-1, 1 PTS)

HOME:	RESULT	SCORE:	GWG	POWER PLAY	PENALTY KILL	GOALTENDERS:
March 19, 2019	Loss	NYI 0 BOS 5	S. Kuraly	0/2	1/1	Lehner/Rask
ROAD:	RESULT	SCORE:	GWG	POWER PLAY	PENALTY KILL	GOALTENDERS:
Nov. 29, 2018	SO Loss	NYI 1 BOS 2	R. Donato	0/1	0/1	Lehner/Rask
Feb. 5, 2019	Loss	NYI 1 BOS 3	P. Cehlarik	1/5	3/3	Lehner/Rask

ALL-TIME FRANCHISE RECORDS

NEW YORK ISLANDERS HAT TRICKS (4):

PLAYER	DATE	LOCATION
Mike Bossy	03/13/79	vs. BOS
Zigmund Palffy	03/05/96	vs. BOS
Zigmund Palffy	03/29/97	vs. BOS
Mark Parrish	01/03/03	vs. BOS

NEW YORK ISLANDERS SHUTOUTS (4)

PLAYER	DATE	LOCATION
Billy Smith	12/21/76	vs. BOS
Roberto Luongo	12/27/99	vs. BOS
Rick DiPietro	02/24/04	vs. BOS
Thomas Greiss	01/16/17	at BOS

NEW YORK ISLANDERS PENALTY SHOTS (1):

PLAYER/GOALIE	DATE	OUTCOME
Frans Nielsen/Tuukka Rask	12/09/10 at BOS	Scored

CLUB INFORMATION

Founded: 1924
 Home Arena: TD Garden (17,565)
 Address: 100 Legends Way, Boston, MA 02114
 Phone: 617-624-1900
 Fax: 617-523-7184
 Web Site: www.bruins.nhl.com
 Stanley Cups: 6 (1929, '39, '41, '70, 72, 2011)
 Owner, Governor and Chairman: Jeremy M. Jacobs
 Chief Executive Officer: Charlie Jacobs
 President: Cam Neely
 General Manager: Don Sweeney
 Head Coach: Bruce Cassidy
 Assistant Coaches: Jay Pandolfo, Joe Sacco, Kevin Dean
 Goaltending Coach: Bob Essensa
 Vice President, Communications & Content: Matthew Chmura
 Director of Communications & Content: Brandon McNelis
 2018-19 Record: 49-24-9 (107pts)
 2018-19 Finish: 2nd Atlantic, 2nd in Eastern Conference, 3rd in NHL
 2019 Playoffs: 15-9, Lost in Stanley Cup Final (STL)

BROADCAST TEAMS

Television Play-by-Play: Jack Edwards
 Television Color Analyst: Andy Brickley
 Radio Play-by-Play: Judd Sirott
 Radio Color Analyst: Bob Beers

BOSTON BRUINS HAT TRICKS (12):

PLAYER	DATE	LOCATION
Gregg Sheppard	10/29/72	at BOS
John Bucyk (4)	01/18/73	at BOS
John Bucyk (4)	01/05/74	vs. BOS
Dan Marcotte	04/02/77	vs. BOS
Ken Hodge Jr.	02/28/91	at BOS
Cam Neely	10/07/95	at BOS
Sergei Samsonov	04/09/98	at BOS
Jason Allison	02/04/99	at BOS
Jason Allison	03/31/01	at BOS
Marty McInnis	03/06/03	at BOS
Phil Kessel	04/12/09	vs. BOS
Patrice Bergeron	01/18/18	vs. BOS

BOSTON BRUINS SHUTOUTS (9)

PLAYER	DATE	LOCATION
Ed Johnston	03/13/73	vs. BOS
Ross Brooks	01/26/74	vs. BOS
Doug Keans	01/16/84	at BOS
Andy Moog	02/28/91	at BOS
Jon Casey	01/28/94	vs. BOS
Byron Dafoe	10/12/98	at BOS
Felix Potvin	02/24/04	vs. BOS
Tim Thomas	11/19/11	vs. BOS
Tuukka Rask	03/19/19	vs BOS

BOSTON BRUINS PENALTY SHOTS (0):

PLAYER/GOALIE	DATE	OUTCOME
---------------	------	---------

NEW YORK ISLANDERS VS BOSTON BRUINS

SEASON-BY-SEASON RECORD VS. NHL (SINCE 1972-73)

SEASON	OVERALL, W-L-T-OTL	HOME, W-L-T-OTL	ROAD, W-L-T-OTL
1972-73	.51-22-5	27-10-2	24-12-3
1973-74	.52-17-9	33-4-2	19-13-7
1974-75	40-26-14	29-5-6	11-21-8
1975-76	48-15-17	27-5-8	21-10-9
1976-77	49-23-8	27-7-6	22-16-2
1977-78	51-18-11	29-6-5	22-12-6
1978-79	43-23-14	25-10-5	18-13-9
1979-80	46-21-13	27-9-4	19-12-9
1980-81	37-30-13	26-10-4	11-20-9
1981-82	43-27-10	24-12-4	19-15-6
1982-83	50-20-10	28-6-6	22-14-4
1983-84	49-25-6	25-12-3	24-13-3
1984-85	36-34-10	21-15-4	15-19-6
1985-86	37-31-12	24-9-7	13-22-5
1986-87	39-34-7	25-11-4	14-23-3
1987-88	44-30-6	24-13-3	20-17-3
1988-89	37-29-14	17-15-8	20-14-6
1989-90	46-25-9	23-13-4	23-12-5
1990-91	44-24-12	26-9-5	18-15-7
1991-92	36-32-12	23-11-6	13-21-6
1992-93	51-26-7	29-10-3	22-16-4
1993-94	42-29-13	20-14-8	22-15-5
1994-95	27-18-3	15-7-2	12-11-1
1995-96	40-31-11	22-14-5	18-17-6
1996-97	26-47-9	14-20-7	12-27-2
1997-98	39-30-13	19-16-6	20-14-7
1998-99	39-30-13	22-10-9	17-20-4
1999-00	24-33-19-6	12-17-11-1	12-16-8-5
2000-01	36-30-8-8	21-12-5-3	15-18-3-5
2001-02	43-24-6-9	23-11-2-5	20-13-4-4
2002-03	36-31-11-4	23-11-5-2	13-20-6-2
2003-04	41-19-15-7	18-12-9-2	23-7-6-5
2004-05	NHL	SEASON	LOCKOUT
2005-06	29-37-16	16-15-10	13-21-6
2006-07	35-41-6	18-19-4	17-22-2
2007-08	41-29-12	21-16-4	20-13-8
2008-09	53-19-10	29-6-6	24-13-4
2009-10	39-30-13	18-17-6	21-13-7
2010-11	46-25-11	22-13-6	24-12-5
2011-12	49-29-4	24-14-3	25-15-1
2012-13	28-14-6	16-5-3	12-9-3
2013-14	54-19-9	31-7-3	23-12-6
2014-15	41-27-14	24-10-7	17-17-7
2015-16	42-31-9	17-18-6	25-13-3
2016-17	44-31-7	23-17-1	21-14-6
2017-18	50-20-12	28-8-5	22-12-7
2018-19	49-24-9	29-9-3	20-15-6
TOTALS	1,922-1,230-340-172	1064-520-168-80	858-710-172-892

Games could not result in a tie after the 2003-04 Season

NEW YORK ISLANDERS SEASON-BY-SEASON RECORD VS. BOSTON (SINCE 1972-73)

SEASON	OVERALL, W-L-T-OTL	HOME, W-L-T-OTL	ROAD, W-L-T-OTL
1972-73	1-5-0	0-3-0	1-2-0
1973-74	1-4-0	1-2-0	0-2-0
1974-75	2-2-0	2-0-0	0-2-0
1975-76	0-2-2	0-2-0	0-0-2
1976-77	2-1-1	1-1-0	1-0-1
1977-78	3-1-0	2-0-0	1-1-0
1978-79	2-1-2	1-0-1	1-1-1
1979-80	1-3-0	1-1-0	0-2-0
1980-81	2-2-0	1-1-0	1-1-0
1981-82	1-2-0	1-0-0	0-2-0
1982-83	0-2-1	0-2-0	0-0-1
1983-84	0-2-1	0-1-0	0-1-1
1984-85	1-2-0	1-1-0	0-1-0
1985-86	1-0-2	1-0-0	0-0-2
1986-87	0-2-1	0-1-1	0-1-0
1987-88	2-1-0	1-0-0	1-1-0
1988-89	1-2-0	0-2-0	1-0-0
1989-90	1-1-1	0-0-1	1-1-0
1990-91	1-2-0	1-1-0	0-1-0
1991-92	2-1-0	1-1-0	1-0-0
1992-93	0-2-2	0-1-1	0-1-1
1993-94	0-4-0	0-2-0	0-2-0
1994-95	1-2-0	1-1-0	0-1-0
1995-96	1-1-2	1-0-1	0-1-1
1996-97	3-1-0	2-0-0	1-1-0
1997-98	1-2-1	0-1-1	1-1-0
1998-99	3-1-0	2-0-0	1-1-0
1999-00	3-1-0-0	1-1-0-0	2-0-0-0
2000-01	1-3-0-0	1-1-0-0	0-2-0-0
2001-02	2-1-1-0	0-1-1-0	2-0-0-0
2002-03	1-2-1-0	1-0-1-0	0-2-0-0
2003-04	0-0-3-1	0-0-2-0	0-0-1-1
2004-05	NHL	SEASON	LOCKOUT
2005-06	4-0-0	2-0-0	2-0-0
2006-07	3-0-1	2-0-0	1-0-1
2007-08	1-3-0	1-1-0	0-2-0
2008-09	0-4-0	0-2-0	0-2-0
2009-10	2-1-1	1-1-0	1-0-1
2010-11	1-3-0	1-1-0	0-2-0
2011-12	1-3-0	0-2-0	1-1-0
2012-13	1-2-0	0-1-0	1-1-0
2013-14	2-1-0	1-1-0	1-0-0
2014-15	1-2-0	0-1-0	1-1-0
2015-16	0-3-0	0-2-0	0-1-0
2016-17	2-1-0	0-1-0	2-0-0
2017-18	0-3-0	0-2-0	0-1-0
2018-19	0-2-1	0-1-0	0-1-1
TOTALS	58-86-21-4	32-43-10-0	26-43-11-4

OPPONENTS

IN THE PAST

STANLEY CUP PLAYOFFS

MEDIA INFORMATION



RALPH KRUEGER



JACK EICHEL

ALL-TIME: 71-73-18-9
LAST REG. WIN: 03/30/19, NYI 1 vs BUF 5
LAST REG. LOSS: 02/12/19, NYI 1 at BUF 3

OVERTIME RECORD: (W-L-T): 7-3-10
LAST OT DECISION: 12/27/17, NYI 3 vs. BUF 2
SHOOTOUT RECORD: 2-6
LAST SHOOTOUT: 12/27/14, NYI 3 at BUF 4

Records are based on W-L-T-OT

2019-20 MEETINGS

Nov. 02, 2019	Islanders at Sabres	7:00 ET
Dec. 14, 2019	Islanders vs Sabres	1:00 ET
March 26, 2020	Islanders vs Sabres	7:00 ET

2018-19 SERIES (2-1-0, 4 PTS)

HOME:	RESULT	SCORE:	GWG	POWER PLAY	PENALTY KILL	GOALTENDERS:
March 30, 2019	Win	NYI 5 BUF 1	A. Beauvillier	0/1	1/2	Lehner/Hutton
ROAD:	RESULT	SCORE:	GWG	POWER PLAY	PENALTY KILL	GOALTENDERS:
Dec. 31, 2018	Win	NYI 3 BUF 1	B. Nelson	0/2	1/2	Lehner/Hutton
Feb. 12, 2019	Loss	NYI 1 BUF 3	J. Pominville	0/0	1/1	Lehner/Ullmark

ALL-TIME FRANCHISE RECORDS

NEW YORK ISLANDERS HAT TRICKS (5):

PLAYER	DATE	LOCATION
Bill Harris	03/03/74	at BUF
Pat LaFontaine	12/31/89	at BUF
Jeff Tambellini	10/31/09	vs BUF
John Tavares	01/15/11	vs BUF
Michael Grabner	02/13/11	at BUF

NEW YORK ISLANDERS SHUTOUTS (15)

PLAYER	DATE	LOCATION
Glenn Resch	12/07/75	at BUF
Glenn Resch	12/04/76	vs. BUF
Glenn Resch	03/31/79	vs. BUF
Billy Smith	11/05/83	vs. BUF
Mark Fitzpatrick	12/05/89	vs. BUF
Glenn Healy	02/04/90	at BUF
Eric Fichaud	04/06/96	vs. BUF
Tommy Salo	12/17/97	vs. BUF
Chris Osgood	03/12/02	at BUF
Chris Osgood	12/31/02	at BUF
Rick DiPietro	10/11/03	at BUF
Yann Danis	02/28/09	vs. BUF
Martin Biron	10/31/09	vs. BUF
Evgeni Nabokov	02/23/13	at BUF
Jaroslav Halak	04/04/15	vs. BUF

NEW YORK ISLANDERS PENALTY SHOTS (6):

PLAYER/GOALIE	DATE	OUTCOME
Bryan Trottier/Tom Barrasso	01/05/85 vs. BUF	Failed
Marty McInnis/Tom Draper	03/08/92 at BUF	Failed
Olli Jokinen/Dominik Hasek	03/04/00 vs. BUF	Scored
Doug Weight/Patrick Lalime	10/31/09 vs. BUF	Failed
John Tavares/Ryan Miller	02/09/13 vs. BUF	Failed
Anthony Beauvillier/Carter Hutton	03/30/19 vs BUF	Failed

CLUB INFORMATION

Founded: 1970
 Home Arena: KeyBank Center (19,070)
 Address: One Seymour H. Knox III Plaza, Buffalo, NY 14203
 Phone: 716-855-4100
 Fax: 716-855-4122
 Web Site: www.sabres.com
 Stanley Cups: none
 Owner: Terrence M. Pegula
 General Manager: Jason Botterill
 Head Coach: Ralph Krueger
 Assistant Coaches Mike Bales, Don Granato, Steve Smith
 Director of Media Relations Chris Bandura
 2018-19 Record: 33-39-10 (72 pts)
 2018-19 Finish: 6th in Atlantic, 13th in Eastern Conference, 27th in NHL
 2019 Playoffs: Did not qualify

BROADCAST TEAMS

Television/Radio Play-by-Play: Rick Jeanneret, Dan Dunleavy
 Television/Radio Color Analyst: Rob Ray

BUFFALO SABRES HAT TRICKS (6)

PLAYER	DATE	LOCATION
John Van Boxmeer	11/07/81	vs. BUF
Lindy Ruff	11/29/81	at BUF
Mike Foligno	12/29/85	at BUF
Dave Andreychuk	02/06/88	vs. BUF
Alexander Mogilny	01/03/92	at BUF
Drew Stafford	02/13/11	at BUF

BUFFALO SABRES SHUTOUTS (6)

PLAYER	DATE	LOCATION
Daren Puppa	11/12/88	vs. BUF
Dominik Hasek	11/09/00	at BUF
Martin Biron	12/30/00	vs. BUF
Martin Biron	03/07/02	vs. BUF
Ryan Miller	10/26/06	vs. BUF
Ryan Miller	11/04/09	at BUF

BUFFALO SABRES PENALTY SHOTS (3):

PLAYER/GOALIE	DATE	OUTCOME
Miroslav Satan/Kevin Weekes	03/04/00 vs. BUF	Failed
Clarke MacArthur/Dwayne Roloson	10/16/09 vs. BUF	Failed
Thomas Vanek/Evgeni Nabokov	01/14/12 vs. BUF	Failed

NEW YORK ISLANDERS VS BUFFALO SABRES

SEASON-BY-SEASON RECORD VS. NHL (SINCE 1972-73)

SEASON	OVERALL, W-L-T-OTL	HOME, W-L-T-OTL	ROAD, W-L-T-OTL
1972-73	37-27-14	30-6-3	7-21-11
1973-74	32-34-12	23-10-6	9-24-6
1974-75	49-16-15	28-6-6	21-10-9
1975-76	46-21-13	28-7-5	18-14-8
1976-77	48-24-8	27-8-5	21-16-3
1977-78	25-7-8	19-12-9	44-19-17
1978-79	36-28-16	19-13-8	17-15-8
1979-80	47-17-16	27-5-8	20-12-8
1980-81	39-20-21	21-7-12	18-13-9
1981-82	39-26-15	23-8-9	16-18-6
1982-83	38-29-13	25-7-8	13-22-5
1983-84	48-25-7	25-9-6	23-16-1
1984-85	38-28-14	23-10-7	15-18-7
1985-86	37-37-6	23-16-1	14-21-5
1986-87	28-44-8	18-18-4	10-26-4
1987-88	37-32-11	19-14-7	18-18-4
1988-89	38-35-7	25-12-3	13-23-4
1989-90	45-27-8	27-11-2	18-16-6
1990-91	31-30-19	15-13-12	16-17-7
1991-92	31-37-12	22-13-5	9-24-7
1992-93	38-36-10	25-15-2	13-21-8
1993-94	43-32-9	22-17-3	21-15-6
1994-95	22-19-7	15-8-1	7-11-6
1995-96	33-42-7	19-17-5	14-25-2
1996-97	40-30-12	24-11-6	16-19-6
1997-98	36-29-17	20-13-8	16-16-9
1998-99	37-28-17	23-12-6	14-16-11
1999-00	35-32-11-4	21-14-5-1	14-18-6-3
2000-01	46-30-5-1	26-12-3-0	20-18-2-1
2001-02	35-35-11-1	20-16-5-0	15-19-6-1
2002-03	27-37-10-8	18-16-5-2	9-21-5-6
2003-04	37-34-7-4	21-13-4-3	16-21-3-1
2004-05	NHL	SEASON	LOCKOUT
2005-06	52-24-6	27-11-3	25-13-3
2006-07	53-22-7	28-10-3	25-12-4
2007-08	39-31-12	20-15-6	19-16-6
2008-09	41-32-9	23-15-3	18-17-6
2009-10	45-27-10	25-10-6	20-17-4
2010-11	43-29-10	21-16-4	22-13-6
2011-12	39-32-11	21-12-8	18-20-3
2012-13	21-21-6	11-10-3	10-11-3
2013-14	21-51-10	13-21-7	8-30-3
2014-15	23-51-8	14-22-5	9-29-3
2015-16	35-36-11	16-19-6	15-24-2
2016-17	33-37-12	20-15-6	13-22-6
2017-18	25-45-12	11-25-5	14-20-7
2018-19	33-39-10	21-15-5	12-24-5
TOTALS	1,720-1,417-375-152	998-580-178-76	722-837-177-76

Games could not result in a tie after the 2003-04 Season

NEW YORK ISLANDERS SEASON-BY-SEASON RECORD VS. BUFFALO (SINCE 1972-73)

SEASON	OVERALL, W-L-T-OTL	HOME, W-L-T-OTL	ROAD, W-L-T-OTL
1972-73	0-5-1	0-2-1	0-3-0
1973-74	0-3-2	0-1-2	0-2-0
1974-75	0-2-2	0-1-1	0-1-1
1975-76	2-2-0	0-2-0	2-0-0
1976-77	3-1-1	2-1-0	1-0-1
1977-78	2-3-0	2-0-0	0-3-0
1978-79	1-2-1	1-1-0	0-1-1
1979-80	1-2-1	1-1-0	0-1-1
1980-81	2-2-0	1-1-0	1-1-0
1981-82	1-2-0	0-1-0	1-1-0
1982-83	1-2-0	1-1-0	0-1-0
1983-84	3-0-0	1-0-0	2-0-0
1984-85	2-1-0	1-1-0	1-0-0
1985-86	1-2-0	1-0-0	0-2-0
1986-87	1-1-1	0-1-1	1-0-0
1987-88	2-1-0	1-0-0	1-1-0
1988-89	0-3-0	0-2-0	0-1-0
1989-90	3-0-0	1-0-0	2-0-0
1990-91	0-2-1	0-1-1	0-1-0
1991-92	2-1-0	1-0-0	1-1-0
1992-93	1-1-1	1-0-0	0-1-1
1993-94	2-2-1	2-0-1	0-2-0
1994-95	1-2-1	1-1-0	0-1-1
1995-96	3-0-1	2-0-0	1-0-1
1996-97	1-3-0	0-2-0	1-1-0
1997-98	2-1-1	1-0-1	1-1-0
1998-99	1-2-1	1-1-0	0-1-1
1999-00	1-2-1-0	1-0-1-0	0-2-0-0
2000-01	0-3-0-1	0-2-0-0	0-1-0-1
2001-02	1-2-1-0	0-2-0-0	1-0-1-0
2002-03	3-1-0-0	2-0-0-0	1-1-0-0
2003-04	4-0-0-0	2-0-0-0	2-0-0-0
2004-05	NHL	SEASON	LOCKOUT
2005-06	0-3-1	0-1-1	0-2-0
2006-07	1-3-0	1-1-0	0-2-0
2007-08	2-2-0	1-1-0	1-1-0
2008-09	2-1-1	1-1-0	1-0-1
2009-10	2-2-0	2-0-0	0-2-0
2010-11	3-1-0	1-1-0	2-0-0
2011-12	2-1-1	1-0-1	1-1-0
2012-13	1-1-1	0-1-0	1-0-1
2013-14	2-0-1	1-0-1	1-0-0
2014-15	2-0-1	1-0-0	1-0-1
2014-15	1-1-1	0-1-1	1-0-0
2016-17	2-0-1	1-0-0	1-0-1
2017-18	2-1-0	2-0-0	0-1-0
2018-19	2-1-0	1-0-0	1-1-0
TOTALS	71-73-18-9	40-32-9-4	31-41-9-5

OPPONENTS

IN THE PAST

STANLEY CUP PLAYOFFS

MEDIA INFORMATION



BILL PETERS



MARK GIORDANO

ALL-TIME: 50-48-20-0
LAST REG. WIN: 3/11/18, NYI 5 at CGY 2
LAST REG. LOSS: 2/26/19, NYI1 vs CGY 3

OVERTIME RECORD: (W-L-T): 3-1-3
LAST OT DECISION: 11/28/16, NYI 2 vs. CGY 1
SHOOTOUT RECORD: 1-0
LAST SHOOTOUT: 1/11/08, NYI 5 at CGY 4

Records are based on W-L-T-OT

2019-20 MEETINGS

March 12, 2020	Islanders at Flames	9:00 ET
March 17, 2020	Islanders vs. Flames	7:00 ET

2018-19 SERIES (0-2-0, 0 PTS)

HOME:	RESULT	SCORE:	GWG	POWER PLAY	PENALTY KILL	GOALTENDERS:
Feb. 26, 2019	Loss	NYI 1 CGY 3	M. Backlund	0/4	4/5	Lehner/Smith
ROAD:	RESULT	SCORE:	GWG	POWER PLAY	PENALTY KILL	GOALTENDERS:
Feb. 20, 2019	Loss	NYI 2 CGY 4	A. Czarnik	0/2	2/3	Greiss/Smith

ALL-TIME FRANCHISE RECORDS

NEW YORK ISLANDERS HAT TRICKS (6):

PLAYER	DATE	LOCATION
Bryan Trottier (4)	11/01/77	vs. ATL
Mike Bossy	12/28/78	at ATL
Bryan Trottier	03/02/82	vs. CGY
Mike Bossy (4)	03/11/86	vs. CGY
Bryan Trottier	10/20/87	vs. CGY
Greg Gilbert	02/16/88	at CGY

NEW YORK ISLANDERS SHUTOUTS (5)

PLAYER	DATE	LOCATION
Bill Smith	10/17/75	at ATL
Glenn Resch	10/12/76	vs. ATL
Bill Smith/Goran Hogosta	11/01/77	vs. ATL
Glenn Resch	01/20/81	vs. CGY
Jaroslav Halak	10/26/15	vs. CGY

NEW YORK ISLANDERS PENALTY SHOTS (0):

PLAYER/GOALIE	DATE	OUTCOME
---------------	------	---------

CLUB INFORMATION

Founded: 1972 (Atlanta) 1980 (Calgary)
 Home Arena: Scotiabank Saddledome (19,289)
 Address: P.O. Box 1540, Station M, Calgary, AB T2P 3B9
 Phone: 404-777-2177
 Fax: 403-777-2171
 Web Site: www.calgaryflames.com
 Stanley Cups: 1989
 President/Chief Executive Officer: Ken King
 General Manager: Brad Treliving
 Head Coach: Bill Peters
 Associate Coach: Geoff Ward
 Assistant Coaches: Ryan Huska, Martin Gelinias
 Vice President, Communications: Peter Hanlon
 Manager, Media Relations: Sean Kelso
 2018-19 Record: 50-25-7 (107 pts)
 2018-19 Finish: 1st in Pacific, 1st in Western Conference, 2nd in NHL
 2019 Playoffs: 1-4, Lost in Western Conference First Round (COL)

BROADCAST TEAMS

Television Play-by-Play: Rick Ball
 Television Color Analyst: Kelly Hrudehy
 Radio Play-by-Play: Derek Willis
 Radio Color Analyst: Peter Loubardias

CALGARY FLAMES HAT TRICKS (1):

PLAYER	DATE	LOCATION
Kent Nilsson	02/25/81	at CGY

CALGARY FLAMES SHUTOUTS (4)

PLAYER	DATE	LOCATION
Phil Myre	11/16/72	at ATL
Phil Myre	12/17/72	at ATL
Fred Brathwaite	12/02/99	vs. CGY
Fred Brathwaite	10/14/00	vs. CGY

CALGARY FLAMES PENALTY SHOTS (2):

PLAYER/GOALIE	DATE	OUTCOME
Joe Mullen/Kelly Hrudehy	12/2/86 at CGY	Scored
Doug Gilmour/Mark Fitzpatrick	10/7/89 at CGY	Failed

NEW YORK ISLANDERS VS CALGARY FLAMES

SEASON-BY-SEASON RECORD VS. NHL (SINCE 1972-73)

SEASON	OVERALL, W-L-T-OTL	HOME, W-L-T-OTL	ROAD, W-L-T-OTL
1972-73	25-38-15	16-16-7	9-22-8
1973-74	30-34-14	17-15-7	13-19-7
1974-75	34-31-15	24-9-7	10-22-8
1975-76	39-33-12	19-14-7	16-19-5
1976-77	34-34-12	22-11-7	12-23-5
1977-78	34-27-19	20-13-7	14-14-12
1978-79	41-31-8	25-11-4	16-20-4
1979-80	35-32-13	18-15-7	17-17-6
1980-81	39-27-14	25-5-10	14-22-4
1981-82	29-34-17	20-11-9	9-23-8
1982-83	32-34-14	21-12-7	11-22-7
1983-84	34-32-14	22-11-7	12-21-7
1984-85	41-27-12	23-11-6	18-16-6
1985-86	40-31-9	23-11-6	17-20-3
1986-87	46-31-3	25-13-2	21-18-1
1987-88	48-23-9	26-11-3	22-12-6
1988-89	54-17-9	32-4-4	22-13-5
1989-90	42-23-15	28-7-5	14-16-10
1990-91	46-26-8	29-8-3	17-18-5
1991-92	31-37-12	19-14-7	12-23-5
1992-93	43-30-11	23-14-5	20-16-6
1993-94	42-29-13	25-12-5	17-17-8
1994-95	24-17-7	15-7-2	9-10-5
1995-96	34-37-11	18-18-5	16-19-6
1996-97	32-41-9	21-18-2	11-23-7
1997-98	26-41-15	18-17-6	8-24-9
1998-99	30-40-12	15-20-6	15-20-6
1999-00	31-36-10-5	20-14-6-1	11-22-4-4
2000-01	27-36-15-4	12-18-9-2	15-18-6-2
2001-02	32-35-12-3	20-14-5-2	12-21-7-1
2002-03	29-36-13-4	14-16-10-1	15-20-3-3
2003-04	42-30-7-3	21-14-5-1	21-16-2-2
2004-05	NHL	SEASON	LOCKOUT
2005-06	46-25-11	30-7-4	16-18-7
2006-07	43-29-10	30-9-2	13-20-8
2007-08	42-30-10	21-11-9	21-19-1
2008-09	46-30-6	27-10-4	19-20-2
2009-10	40-32-10	20-17-4	20-15-6
2010-11	41-29-12	23-13-5	18-16-7
2011-12	37-29-16	23-12-6	14-17-10
2012-13	19-25-4	13-9-2	6-16-2
2013-14	35-40-7	19-19-3	16-21-4
2014-15	45-30-7	23-13-5	22-17-2
2015-16	35-40-7	21-16-4	14-24-3
2016-17	45-33-4	24-17-0	24-16-4
2017-18	37-35-10	17-20-4	20-15-6
2018-19	50-25-7	26-10-5	24-15-2
TOTALS	1,703-1,442-379-140	993-587-188-64	710-855-191-76

Games could not result in a tie after the 2003-04 Season

NEWYORK ISLANDERS SEASON-BY-SEASON RECORD VS. CALGARY (SINCE 1972-73)

SEASON	OVERALL, W-L-T-OTL	HOME, W-L-T-OTL	ROAD, W-L-T-OTL
1972-73	0-4-1	0-2-0	0-2-1
1973-74	3-1-1	2-1-0	1-0-1
1974-75	1-2-3	1-0-2	0-2-1
1975-76	1-1-4	0-0-3	1-1-1
1976-77	6-0-0	3-0-0	3-0-0
1977-78	2-1-3	1-1-1	1-0-2
1978-79	6-2-0	4-0-0	2-2-0
1979-80	3-1-0	2-0-0	1-1-0
1980-81	1-1-2	1-0-1	0-1-1
1981-82	1-0-2	1-0-1	0-0-1
1982-83	2-0-1	1-0-0	1-0-1
1983-84	0-3-0	0-2-0	0-1-0
1984-85	1-2-0	1-0-0	0-2-0
1985-86	1-1-1	1-0-1	0-1-0
1986-87	0-2-1	0-1-0	0-1-1
1987-88	2-1-0	2-0-0	0-1-0
1988-89	0-2-1	0-1-0	0-1-1
1989-90	0-3-0	0-2-0	0-1-0
1990-91	2-1-0	1-0-0	1-1-0
1991-92	2-0-0	1-0-0	1-0-0
1992-93	2-0-0	1-0-0	1-0-0
1993-94	1-1-0	1-0-0	0-1-0
1994-95	---	---	---
1995-96	0-2-0	0-1-0	0-1-0
1996-97	1-1-0	1-0-0	0-1-0
1997-98	0-2-0	0-1-0	0-1-0
1998-99	0-1-0	---	0-1-0
1999-00	0-2-0-0	0-1-0-0	0-1-0-0
2000-01	0-1-0-0	0-1-0-0	---
2001-02	1-1-0-0	0-1-0-0	1-0-0-0
2002-03	0-1-0-0	0-1-0-0	---
2003-04	0-1-0-0	0-1-0-0	---
2004-05	NHL	SEASON	LOCKOUT
2005-06	1-0-0	1-0-0	---
2006-07	---	---	---
2007-08	1-0-0	---	1-0-0
2008-09	0-1-0	---	0-1-0
2009-10	1-0-0	1-0-0	---
2010-11	1-0-0	---	1-0-0
2011-12	1-0-0	1-0-0	---
2012-13	---	---	---
2013-14	0-2-0	0-1-0	0-1-0
2014-15	2-0-0	1-0-0	1-0-0
2015-16	2-0-0	1-0-0	1-0-0
2016-17	1-1-0	1-0-0	0-1-0
2017-18	1-1-0	0-1-0	1-0-0
2018-19	0-2-0	0-1-0	0-1-0
TOTALS	50-48-20-0	31-20-9-0	19-28-11-0

OPPONENTS

IN THE PAST

STANLEY CUP PLAYOFFS

MEDIA INFORMATION



ROD BRIND'AMOUR



JORDAN STAAL

ALL-TIME: 63-68-9-5
LAST REG. WIN: 11/24/18, NYI 4 vs CAR 1
LAST REG. LOSS: 1/8/19, NYI 3 vs CAR 4

OVERTIME RECORD: (W-L-T): 9-7-6
LAST OT DECISION: 10/4/18, NYI 2 at CAR 1
SHOOTOUT RECORD: 3-1
LAST SHOOTOUT: 3/29/16, NYI 2 vs. CAR 1

Records are based on W-L-T-OT

2019-20 MEETINGS

Oct. 11, 2019	Islanders at Hurricanes	7:30 ET
Jan. 19, 2020	Islanders at Hurricanes	5:00 ET
March 7, 2020	Islanders vs Hurricanes	1:00 ET
March 22, 2020	Islanders vs Hurricanes	5:00 ET

2018-19 SERIES (3-1-0, 6 PTS)

HOME:	RESULT	SCORE:	GWG	POWER PLAY	PENALTY KILL	GOALTENDERS:
Nov. 24, 2018	Win	NYI 4 CAR 1	A. Beauvillier	0/1	2/3	Greiss/Darling
Jan. 8, 2019	Loss	NYI 3 CAR 4	J. Slavin	0/3	1/2	Greiss/McElhinney
ROAD:	RESULT	SCORE:	GWG	POWER PLAY	PENALTY KILL	GOALTENDERS:
Oct. 4, 2018	OT Win	NYI 2 CAR 1	J. Bailey	1/3	3/3	Greiss/Mrazek
Oct. 28, 2018	Win	NYI 2 CAR 1	R. Pulock	1/4	3/3	Greiss/Mrazek

ALL-TIME FRANCHISE RECORDS

NEW YORK ISLANDERS HAT TRICKS (5):

PLAYER	DATE	LOCATION
Billy Harris	10/20/79	vs. HFD
Mike Bossy	11/15/83	vs. HFD
David Volek	12/20/90	vs. HFD
Benoit Hogue	10/24/92	vs. HFD
Derek King	01/24/97	at HFD

NEW YORK ISLANDERS SHUTOUTS (9)

PLAYER	DATE	LOCATION
Glenn Resch	11/20/80	vs. HFD
Kelly Hrudey	12/21/84	at HFD
Kelly Hrudey	02/20/88	vs. HFD
Tommy Salo	01/30/98	vs. CAR
Felix Potvin	11/10/99	at CAR
Chris Osgood	10/17/01	at CAR
Chris Osgood	12/28/02	vs. CAR
Jaroslav Halak	04/06/17	at CAR
Thomas Greiss	02/16/18	at CAR

NEW YORK ISLANDERS PENALTY SHOTS (2):

PLAYER/GOALIE	DATE	OUTCOME
Richard Park/John Grahame	10/27/07 vs. CAR	Failed
Doug Weight/Cam Ward	10/25/08 vs. CAR	Failed

CLUB INFORMATION

Founded: 1972 (New England-WHA), 1979 (Hartford-NHL), 1997 (Carolina)
 Home Arena: PNC Arena (18,680)
 Address: 1400 Edwards Mill Rd, Raleigh, NC 27607
 Phone: 919-467-7825
 Fax: 919-462-7030
 Web Site: www.hurricanes.nhl.com
 Stanley Cups: 2006
 CEO/Owner/Governor: Tom Dundon
 President: Don Waddell
 Head Coach: Rod Brind'Amour
 Assistant Coaches Jeff Daniels, Dean Chynoweth
 Vice President of Communications and Team Services: Mike Sundheim
 Manager of Communications and Team Services Pace Sagester
 2018-19 Record: 46-29-7 (99 pts)
 2018-19 Finish: 4th in Metropolitan, 7th in Eastern Conference, 11th in NHL
 2019 Playoffs: 8-7, Lost in Eastern Conference Final (BOS)

BROADCAST TEAMS

Television Play-by-Play John Forslund
 Television Color Analyst: Tripp Tracy

CAROLINA HURRICANES HAT TRICKS (9):

PLAYER	DATE	LOCATION
Jordy Douglas (4)	02/03/80	at HFD
Mark Johnson	02/12/83	vs. HFD
Kevin Dineen	03/06/90	vs. HFD
Pat Verbeek	02/28/93	at HFD
Rod Brind 'Amour	01/07/01	at CAR
Rod Brind'Amour	10/27/07	vs. CAR
Eric Staal	04/07/09	at CAR
Jiri Tlusty	10/11/14	vs. CAR
Jacob Slavin	03/13/17	vs. CAR

CAROLINA HURRICANES SHUTOUTS (6)

PLAYER	DATE	LOCATION
Sean Burke	01/08/94	at HFD
Eric Fichaud	10/30/99	vs. CAR
Kevin Weekes	11/26/03	vs. CAR
Martin Gerber	01/07/06	vs. CAR
Cam Ward	04/07/09	at CAR
Justin Peters	11/07/13	at CAR

CAROLINA HURRICANES PENALTY SHOTS (4):

PLAYER/GOALIE	DATE	OUTCOME
Andrew Cassels/Ron Hextall	4/6/94 at HFD	Scored
Erik Cole/Rick DiPietro	4/2/04 at CAR	Failed
Erik Cole/Rick DiPietro	1/6/07 at CAR	Failed
Jeff Skinner/Thomas Greiss	3/13/17 vs. CAR	Scored

NEW YORK ISLANDERS VS CAROLINA HURRICANES

SEASON-BY-SEASON RECORD VS. NHL (SINCE 1979-80)

SEASON	OVERALL, W-L-T-OTL	HOME, W-L-T-OTL	ROAD, W-L-T-OTL
1979-80	27-34-19	22-12-6	5-22-13
1980-81	21-41-18	14-17-9	7-24-9
1981-82	21-41-18	13-17-10	8-24-8
1982-83	19-54-7	13-22-5	6-32-2
1983-84	28-42-10	19-16-5	9-26-5
1984-85	30-41-9	17-18-5	13-23-4
1985-86	40-36-4	21-17-2	19-19-2
1986-87	43-30-7	26-9-5	17-21-2
1987-88	35-38-7	21-14-5	14-24-2
1988-89	37-38-5	21-17-2	16-21-3
1989-90	38-33-9	17-18-5	21-15-4
1990-91	31-38-11	18-16-6	13-22-5
1991-92	26-41-13	13-17-10	13-24-3
1992-93	26-52-6	12-25-5	14-27-1
1993-94	27-48-9	14-22-6	13-26-3
1994-95	19-24-5	12-10-2	7-14-3
1995-96	34-39-9	22-15-4	12-24-5
1996-97	32-39-11	23-15-3	9-24-8
1997-98	33-41-8	16-18-7	17-23-1
1998-99	34-30-18	20-12-9	14-18-9
1999-00	37-35-10-0	20-16-5-0	17-19-5-0
2000-01	38-32-9-3	23-15-3-0	15-17-6-3
2001-02	35-26-16-5	15-13-11-2	20-13-5-3
2002-03	22-43-11-6	12-17-9-3	10-26-2-3
2003-04	28-34-14-6	13-18-8-2	15-16-6-4
2004-05	NHL	SEASON	LOCKOUT
2005-06	52-22-8	31-8-2	21-14-6
2006-07	40-34-8	21-16-4	19-18-4
2007-08	43-33-6	24-13-4	19-20-2
2008-09	45-30-7	26-14-1	19-16-6
2009-10	35-37-10	21-17-3	14-20-7
2010-11	40-31-11	22-14-5	18-17-6
2011-12	33-33-16	20-14-7	13-19-9
2012-13	19-25-4	9-14-1	10-11-3
2013-14	36-35-11	18-17-6	18-18-5
2014-15	30-41-11	18-16-7	12-25-4
2015-16	35-31-16	19-15-7	16-16-9
2016-17	36-31-15	23-12-6	13-19-9
2017-18	36-35-11	19-16-6	17-19-6
2018-19	46-29-7	24-13-4	22-16-3
TOTALS	1,287-1,397-263-161	732-605-147-70	555-792-116-92

Games could not result in a tie after the 2003-04 Season

NEW YORK ISLANDERS SEASON-BY-SEASON RECORD VS. CAROLINA (SINCE 1979-80)

SEASON	OVERALL, W-L-T-OTL	HOME, W-L-T-OTL	ROAD, W-L-T-OTL
1979-80	3-1-0	2-0-0	1-1-0
1980-81	2-0-2	2-0-0	0-0-2
1981-82	2-0-1	1-0-0	1-0-1
1982-83	2-1-0	1-1-0	1-0-0
1983-84	1-2-0	1-0-0	0-2-0
1984-85	1-1-1	0-1-1	1-0-0
1985-86	2-1-0	0-1-0	2-0-0
1986-87	1-2-0	1-1-0	0-1-0
1987-88	2-1-0	1-0-0	1-1-0
1988-89	1-2-0	1-1-0	0-1-0
1989-90	1-2-0	0-1-0	1-1-0
1990-91	2-0-1	1-0-1	1-0-0
1991-92	2-1-0	1-0-0	1-1-0
1992-93	2-1-1	1-0-1	1-1-0
1993-94	1-2-1	1-1-0	0-1-1
1994-95	1-2-0	1-0-0	0-2-0
1995-96	0-3-1	0-1-1	0-2-0
1996-97	2-1-1	1-1-0	1-0-1
1997-98	2-2-0	1-1-0	1-1-0
1998-99	0-5-0	0-3-0	0-2-0
1999-00	1-3-0-0	0-2-0-0	1-1-0-0
2000-01	1-3-0-0	1-1-0-0	0-2-0-0
2001-02	3-1-0-0	1-1-0-0	2-0-0-0
2002-03	2-2-0-0	1-1-0-0	1-1-0-0
2003-04	2-2-0-0	0-2-0-0	2-0-0-0
2004-05	NHL	SEASON	LOCKOUT
2005-06	1-3-0	1-1-0	0-2-0
2006-07	2-2-0	2-0-0	0-2-0
2007-08	2-1-1	0-1-1	2-0-0
2008-09	0-4-0	0-2-0	0-2-0
2009-10	2-2-0	1-1-0	1-1-0
2010-11	0-3-1	0-2-0	0-1-1
2011-12	4-0-0	2-0-0	2-0-0
2012-13	0-2-1	0-2-0	0-0-1
2013-14	1-3-0	0-2-0	1-1-0
2014-15	3-1-0	1-1-0	2-0-0
2015-16	2-1-1	1-0-1	1-1-0
2016-17	2-2-1	0-1-1	2-1-0
2017-18	2-2-0	1-1-0	1-1-0
2018-19	3-1-0	1-1-0	2-0-0
TOTALS	63-68-9-5	30-35-4-3	33-33-5-2

OPPONENTS


IN THE PAST

STANLEY CUP PLAYOFFS

MEDIA INFORMATION



JEREMY COLLITON



JONATHAN TOEWS

ALL-TIME: 43-46-20-5
LAST REG. WIN: 01/20/18, NYI 7 vs. CHI 3
LAST REG. LOSS: 03/24/18, NYI 1 vs. CHI 3

OVERTIME RECORD: (W-L-T): 4-2-8
LAST OT DECISION: 01/03/19, NYI 3 vs CHI 2
SHOOTOUT RECORD: 0-3
LAST SHOOTOUT: 01/22/19, NYI 2 at CHI 3

Records are based on W-L-T-OT

2019-20 MEETINGS

Dec. 27, 2019	Islanders at Chicago	8:30 ET
April 2, 2020	Islanders vs. Chicago	7:00 ET

2018-19 SERIES (1-0-1, 3 PTS)

HOME:	RESULT	SCORE:	GWG	POWER PLAY	PENALTY KILL	GOALTENDERS:
Jan. 03, 2019	OT Win	NYI 3 CHI 2	D. Toews	1/2	1/2	Lehner/Delia
ROAD:	RESULT	SCORE:	GWG	POWER PLAY	PENALTY KILL	GOALTENDERS:
Jan. 20, 2019	SO Loss	NYI 2 CHI 3	J. Toews	0/2	1/3	Lehner/Ward

ALL-TIME FRANCHISE RECORDS

NEW YORK ISLANDERS HAT TRICKS (12):

PLAYER	DATE	LOCATION
Garry Howatt	03/14/76	at CHI
Garry Howatt	03/16/77	at CHI
Bryan Trottier	10/27/79	vs. CHI
Mike Bossy	11/08/80	vs. CHI
Mike Bossy	12/21/80	at CHI
Mike Bossy	11/26/83	vs. CHI
Mike Bossy	01/18/84	at CHI
Billy Carroll	01/18/84	at CHI
Mike Bossy	03/08/87	at CHI
Pat LaFontaine	01/14/89	vs. CHI
Alexei Yashin (4)	03/25/03	at CHI
Blake Comeau	03/02/10	vs. CHI

NEW YORK ISLANDERS SHUTOUTS (4)

PLAYER	DATE	LOCATION
Bill Smith	03/16/77	at CHI
Bill Smith	12/07/77	at CHI
Glenn Resch	12/21/80	at CHI
Mark Fitzpatrick	11/30/89	at CHI

NEW YORK ISLANDERS PENALTY SHOTS (0):

PLAYER/GOALIE	DATE	OUTCOME
---------------	------	---------

CLUB INFORMATION

Founded: 1926
 Home Arena: United Center (19,717)
 Address: 1901 West Madison Street, Chicago, IL, 60612
 Phone: 312-455-7000
 Fax: 312-455-7070
 Web Site: www.blackhawks.nhl.com
 Stanley Cups: 6 (1934, '38, '61, 2010, '13, '15)
 Chairman: W. Rockwell "Rocky" Wirtz
 President & Chief Executive Officer: John F. McDonough
 Senior Vice President & General Manager: Stan Bowman
 Head Coach: Jeremy Colliton
 Assistant Coaches: Sheldon Brookbank, Tomas Mitell, Marc Crawford
 Vice President, Communications: Adam Rogowin
 Director, Media Relations: John Steinmiller
 2018-19 Record: 36-34-12 (84 pts)
 2018-19 Finish: 6th in Central, 10th in Western Conference, 20th in NHL
 2019 Playoffs: Did not qualify

BROADCAST TEAMS

Television Play-by-Play: Pat Foley
 Television Color Analyst: Ed Olczyk
 Radio Play-by-Play: John Wiedeman
 Radio Color Analyst: Troy Murray

CHICAGO BLACKHAWKS HAT TRICKS (6):

PLAYER	DATE	LOCATION
Dan Maloney	11/08/72	at CHI
Grant Mulvey	03/29/79	at CHI
Grant Mulvey	12/23/79	at CHI
Jeremy Roenick (4)	12/07/91	vs. CHI
Tony Amonte	03/16/97	at CHI
Eric Daze	12/07/01	at CHI

CHICAGO BLACKHAWKS SHUTOUTS (5)

PLAYER	DATE	LOCATION
Tony Esposito	02/16/74	vs. CHI
Tony Esposito	12/23/79	at CHI
Jocelyn Thibault	12/31/98	at CHI
Steve Passmore	11/12/99	at CHI
Corey Crawford	01/09/11	at CHI

CHICAGO BLACKHAWKS PENALTY SHOTS (3):

PLAYER/GOALIE	DATE	OUTCOME
Pit Martin/Garry Desjardins	11/08/72 at CHI	Failed
Bill Gardner/Kelly Hrudey	10/03/84 vs. CHI	Scored
Doug Wilson/Bill Smith	10/13/85 at CHI	Failed

NEW YORK ISLANDERS VS CHICAGO BLACKHAWKS

SEASON-BY-SEASON RECORD VS. NHL (SINCE 1972-73)

SEASON	OVERALL, W-L-T-OTL	HOME, W-L-T-OTL	ROAD, W-L-T-OTL
1972-73	42-27-9	26-9-4	16-18-5
1973-74	41-14-23	20-6-13	21-8-10
1974-75	37-35-8	24-12-4	13-23-4
1975-76	32-30-18	17-15-8	15-15-10
1976-77	26-43-11	19-16-5	7-27-6
1977-78	32-29-19	20-9-11	12-20-8
1978-79	29-36-15	18-12-10	11-24-5
1979-80	34-27-19	21-12-7	13-15-12
1980-81	31-33-16	21-11-8	10-22-8
1981-82	30-38-12	20-13-7	10-25-5
1982-83	47-23-10	29-8-3	18-15-7
1983-84	30-42-8	25-13-2	5-29-6
1984-85	38-35-7	22-16-2	16-19-5
1985-86	39-33-8	23-12-5	16-21-3
1986-87	29-37-14	18-13-9	11-24-5
1987-88	30-41-9	21-17-2	9-24-7
1988-89	27-41-12	16-14-10	11-27-2
1989-90	41-33-6	25-13-2	16-20-4
1990-91	49-23-8	28-8-4	21-15-4
1991-92	36-29-15	23-9-8	13-20-7
1992-93	47-25-12	25-11-6	22-14-6
1993-94	39-36-9	21-16-5	18-20-4
1994-95	24-19-5	11-10-3	13-9-2
1995-96	40-28-14	22-13-6	18-15-8
1996-97	34-35-13	16-21-4	18-14-9
1997-98	30-39-13	14-19-8	16-20-5
1998-99	29-41-12	20-17-4	9-24-8
1999-00	33-37-10-2	16-19-5-1	17-18-5-1
2000-01	29-40-8-5	14-21-4-2	15-19-4-3
2001-02	41-27-13-1	28-7-5-1	13-20-8-0
2002-03	30-33-13-6	17-15-7-2	13-18-6-4
2003-04	20-43-11-8	13-17-6-5	7-26-5-3
2004-05	NHL	SEASON	LOCKOUT
2005-06	26-43-13	16-19-6	10-24-7
2006-07	31-42-9	17-20-4	14-22-5
2007-08	40-34-8	23-16-2	17-18-6
2008-09	46-24-12	24-9-8	22-15-4
2009-10	52-22-8	29-8-4	23-14-4
2010-11	44-29-9	24-17-0	20-12-9
2011-12	45-26-11	27-8-6	18-18-5
2012-13	36-7-5	18-3-3	18-4-2
2013-14	46-21-15	27-7-7	19-4-8
2014-15	48-28-6	24-12-5	24-16-1
2015-16	47-26-9	26-11-4	21-15-5
2016-17	50-23-9	26-10-5	24-13-4
2017-18	33-39-10	18-18-5	15-21-5
2018-19	36-34-12	19-14-8	17-20-4
TOTALS	1,676-1,450-380-158	971-596-187-78	705-854-193-80

NEW YORK ISLANDERS SEASON-BY-SEASON RECORD VS. CHICAGO (SINCE 1972-73)

SEASON	OVERALL, W-L-T-OTL	HOME, W-L-T-OTL	ROAD, W-L-T-OTL
1972-73	0-4-1	0-2-1	0-2-0
1973-74	1-2-2	0-1-1	1-1-1
1974-75	1-1-3	1-0-1	0-1-2
1975-76	3-1-1	2-0-1	1-1-0
1976-77	3-1-1	1-0-1	2-1-0
1977-78	2-1-2	1-0-2	1-1-0
1978-79	3-2-0	2-0-0	1-2-0
1979-80	2-1-1	1-0-1	1-1-0
1980-81	4-0-0	2-0-0	2-0-0
1981-82	3-0-0	2-0-0	1-0-0
1982-83	1-1-1	1-0-0	0-1-1
1983-84	3-0-0	2-0-0	1-0-0
1984-85	3-0-0	1-0-0	2-0-0
1985-86	0-2-1	0-1-1	0-1-0
1986-87	1-2-0	0-1-0	1-1-0
1987-88	0-1-2	0-0-2	0-1-0
1988-89	0-3-0	0-1-0	0-2-0
1989-90	1-2-0	0-2-0	1-0-0
1990-91	1-2-0	0-1-0	1-1-0
1991-92	0-2-1	0-1-0	0-1-1
1992-93	0-2-0	0-1-0	0-1-0
1993-94	0-1-1	0-0-1	0-1-0
1994-95	---	---	---
1995-96	0-1-1	0-0-1	0-1-0
1996-97	1-1-0	1-0-0	0-1-0
1997-98	0-2-0	0-1-0	0-1-0
1998-99	0-1-1	0-0-1	0-1-0
1999-00	0-1-1-0	0-0-1-0	0-1-0-0
2000-01	0-1-0-0	0-1-0-0	---
2001-02	0-1-0-0	---	0-1-0-0
2002-03	1-1-0-0	0-1-0-0	1-0-0-0
2003-04	1-0-0-0	1-0-0-0	0-0-0-0
2004-05	NHL	SEASON	LOCKOUT
2005-06	1-0-0	---	1-0-0
2006-07	1-0-0	1-0-0	---
2007-08	---	---	---
2008-09	1-0-0	---	1-0-0
2009-10	1-0-0	1-0-0	---
2010-11	0-1-0	---	0-1-0
2011-12	0-0-2	0-0-1	0-0-1
2012-13	---	---	---
2013-14	1-1-0	1-0-0	0-1-0
2014-15	1-1-0	1-0-0	0-1-0
2015-16	0-1-1	0-0-1	0-1-0
2016-17	0-1-1	0-1-0	0-0-1
2017-18	1-1-0	0-1-0	1-0-0
2018-19	1-0-1	1-0-0	0-0-1
TOTALS	43-46-20-5	23-16-15-2	20-30-5-3

OPPONENTS


IN THE PAST

STANLEY CUP PLAYOFFS

MEDIA INFORMATION



JARED BEDNAR



GABRIEL LANDESKOG

ALL-TIME: 41-37-4-3
LAST REG. WIN: 12/17/18, NYI 4 at COL 1
LAST REG. LOSS: 12/31/17, NYI 1 at COL 6

OVERTIME RECORD: (W-L-T): 5-4-2
LAST OT DECISION: 02/09/19, NYI 4 vs COL 3
SHOOTOUT RECORD: 0-0
LAST SHOOTOUT: No shootouts in team history

Records are based on W-L-T-OT

2019-20 MEETINGS

Jan. 06, 2020 Islanders vs Avalanche 7:00 ET
 Feb. 19, 2020 Islanders at Avalanche 10:00 ET

2018-19 SERIES (2-0-0, 4 PTS)

HOME:	RESULT	SCORE:	GWG	POWER PLAY	PENALTY KILL	GOALTENDERS:
Feb. 09, 2019	OT Win	NYI 4 COL 3	R. Pulock	1/3	1/1	Lehner/Varlamov
ROAD:	RESULT	SCORE:	GWG	POWER PLAY	PENALTY KILL	GOALTENDERS:
Dec. 17, 2018	Win	NYI 4 COL 1	J. Boychuk	2/4	4/5	Greiss/Varlamov

ALL-TIME FRANCHISE RECORDS

NEW YORK ISLANDERS HAT TRICKS (3):

PLAYER	DATE	LOCATION
Butch Goring	03/30/80	at QUE
Anders Kallur	11/30/80	at QUE
Derek King (4)	12/31/90	vs. QUE

NEW YORK ISLANDERS SHUTOUTS (3)

PLAYER	DATE	LOCATION
Bill Smith	02/09/80	vs. QUE
Kelly Hrudey	03/06/88	at QUE
Jaroslav Halak	11/11/14	vs. COL

NEW YORK ISLANDERS PENALTY SHOTS (1):

PLAYER/GOALIE	DATE	OUTCOME
Tom Chorske/Patrick Roy	03/07/98	Scored

CLUB INFORMATION

Founded: 1972 (Quebec-WHA), 1979 (NHL), 1995 (Colorado)
 Home Arena: Pepsi Center (17,809)
 Address: 1000 Chopper Circle, Denver, CO 80204
 Phone: 303-405-1100
 Fax: 303-893-0614
 Web Site: www.coloradoavalanche.com
 Stanley Cups: 2 (1996, 2001)
 Owner: E. Stanley Kroenke
 President & Governor: Josh Kroenke
 Executive Vice President/General Manager/Alternate Governor: Joe Sakic
 Head Coach: Jared Bednar
 Assistant Coaches: Nolan Pratt, Ray Bennett
 Sr. VP, Communications & Business Operations: Jean Martineau
 Executive Director of Media Services: Brendan McNicholas
 2018-19 Record: 38-30-14 (90 pts)
 2018-19 Finish: 5th in Central, 8th in Western Conference, 17th in NHL
 2019 Playoffs: 7-5, Lost in Western Conference Second Round (SJS)

BROADCAST TEAMS

Television Play-by-Play: Marc Moser
 Television Color Analyst: Peter McNab
 Radio Play-by-Play/Analyst: Conor McGahey

COLORADO AVALANCHE HAT TRICKS (6):

PLAYER	DATE	LOCATION
Real Cloutier	03/30/80	at QUE
Marc Tardif	01/31/81	at QUE
Dale Hunter	10/04/83	at QUE
Joe Sakic	10/22/88	vs. QUE
Peter Stastny	11/09/89	vs. QUE
Claude Lemieux	11/28/95	vs. COL

COLORADO AVALANCHE SHUTOUTS (2)

PLAYER	DATE	LOCATION
Patrick Roy	11/16/01	at COL
Semyon Varlamov	10/30/14	at COL

COLORADO AVALANCHE PENALTY SHOTS (1):

PLAYER/GOALIE	DATE	OUTCOME
Matt Nieto/ Thomas Greiss	01/06/17	Failed

NEW YORK ISLANDERS VS COLORADO AVALANCHE

SEASON-BY-SEASON RECORD VS. NHL (SINCE 1979-80)

SEASON	OVERALL, W-L-T-OTL	HOME, W-L-T-OTL	ROAD, W-L-T-OTL
1979-80	25-44-11	17-16-7	8-28-4
1980-81	30-32-18	18-11-11	12-21-7
1981-82	33-31-16	24-13-3	9-18-13
1982-83	34-34-12	23-10-7	11-24-5
1983-84	42-28-10	24-11-5	18-17-5
1984-85	41-30-9	24-12-4	17-18-5
1985-86	43-31-6	23-13-4	20-18-2
1986-87	31-39-10	20-13-7	11-26-3
1987-88	32-43-5	15-23-2	17-20-3
1988-89	27-46-7	16-20-4	11-26-3
1989-90	12-61-7	8-26-6	4-35-1
1990-91	16-50-14	9-23-8	7-27-6
1991-92	20-48-12	18-19-3	2-29-9
1992-93	47-27-10	23-17-2	24-10-8
1993-94	34-42-8	19-17-6	15-25-2
1994-95	30-13-5	19-1-4	11-12-1
1995-96	47-25-10	24-10-7	23-15-3
1996-97	49-24-9	26-10-5	23-14-4
1997-98	39-26-17	21-10-10	18-16-7
1998-99	44-28-10	21-14-6	23-14-4
1999-00	42-28-11-1	25-12-4-0	17-16-7-1
2000-01	52-16-10-4	28-6-5-2	24-10-5-2
2001-02	45-28-8-1	24-12-4-1	21-16-4-0
2002-03	42-19-13-8	21-9-8-3	21-10-5-5
2003-04	40-22-13-7	19-14-6-2	21-8-7-5
2004-05	NHL SEASON	SEASON	LOCKOUT
2005-06	43-30-9	25-10-6	18-20-3
2006-07	44-31-7	22-16-3	22-15-4
2007-08	44-31-7	27-12-2	17-19-5
2008-09	32-45-5	18-21-2	14-24-3
2009-10	43-30-9	24-14-3	19-16-6
2010-11	30-44-8	16-21-4	14-23-4
2011-12	41-35-6	22-17-2	19-18-4
2012-13	16-25-7	12-9-3	4-16-4
2013-14	52-22-8	26-11-4	26-11-4
2014-15	39-31-12	23-15-3	16-16-9
2015-16	39-39-4	17-20-4	22-19-0
2016-17	22-56-4	13-26-2	9-30-2
2017-18	43-30-9	28-11-2	15-19-7
2018-19	38-30-14	21-14-6	17-16-8
TOTALS	1,423-1,294-261-130	803-559-138-54	620-735-123-76

NEW YORK ISLANDERS SEASON-BY-SEASON RECORD VS. COLORADO (SINCE 1979-80)

SEASON	OVERALL, W-L-T-OTL	HOME, W-L-T-OTL	ROAD, W-L-T-OTL
1979-80	4-0-0	2-0-0	2-0-0
1980-81	3-1-0	2-0-0	1-1-0
1981-82	1-1-1	1-0-1	0-1-0
1982-83	1-1-1	1-0-0	0-1-1
1983-84	1-2-0	1-1-0	0-1-0
1984-85	0-3-0	0-1-0	0-2-0
1985-86	1-2-0	1-1-0	0-1-0
1986-87	2-1-0	0-1-0	2-0-0
1987-88	2-1-0	1-1-0	1-0-0
1988-89	2-1-0	1-0-0	1-1-0
1989-90	1-2-0	1-1-0	0-1-0
1990-91	3-0-0	1-0-0	2-0-0
1991-92	1-1-1	1-0-0	0-1-1
1992-93	0-3-0	0-1-0	0-2-0
1993-94	2-2-0	1-1-0	1-1-0
1994-95	1-2-0	1-1-0	0-1-0
1995-96	0-2-0	0-1-0	0-1-0
1996-97	0-2-0	0-1-0	0-1-0
1997-98	0-2-0	0-1-0	0-1-0
1998-99	0-2-0	0-1-0	0-1-0
1999-00	2-0-0-0	1-0-0-0	1-0-0-0
2000-01	0-1-0-0	---	0-1-0-0
2001-02	1-1-0-0	1-0-0-0	0-1-0-0
2002-03	1-0-0-0	1-0-0-0	---
2003-04	0-0-1-0	---	0-0-1-0
2004-05	NHL SEASON	SEASON	LOCKOUT
2005-06	1-0-0	1-0-0	---
2006-07	---	---	---
2007-08	0-0-1	---	0-0-1
2008-09	1-0-0	1-0-0	---
2009-10	1-0-0	---	1-0-0
2010-11	2-0-0	1-0-0	1-0-0
2011-12	0-0-1	---	0-0-1
2012-13	---	---	---
2013-14	1-1-0	0-1-0	1-0-0
2014-15	1-1-0	1-0-0	0-1-0
2015-16	1-1-0	1-0-0	0-1-0
2016-17	1-0-1	1-0-0	0-0-1
2017-18	1-1-0	1-0-0	0-1-0
2018-19	2-0-0	1-0-0	1-0-0
TOTALS	41-37-4-3	26-14-1-0	15-23-3-3

OPPONENTS

IN THE PAST

STANLEY CUP PLAYOFFS

MEDIA INFORMATION



JOHN TORTORELLA



NICK FOLIGNO

ALL-TIME: 17-15-1-6
LAST REG. WIN: 03/11/19, NYI 2 vs CBJ 0
LAST REG. LOSS: 03/26/19, NYI 0 at CBJ 4

OVERTIME RECORD: (W-L-T): 3-2-1
LAST OT DECISION: 3/18/17, NYI 2 vs. CBJ 3
SHOOTOUT RECORD: 2-4
LAST SHOOTOUT: 2/9/16, NYI 3 at CBJ 2

Records are based on W-L-T-OT

2019-20 MEETINGS

Oct. 19, 2019	Islanders at Blue Jackets	7:00 ET
Nov. 30, 2019	Islanders vs Blue Jackets	7:00 ET
Dec. 23, 2019	Islanders vs Blue Jackets	7:00 ET
March 30, 2020	Islanders at Blue Jackets	7:00 ET

2018-19 SERIES (3-1-0, 6 PTS)

HOME:	RESULT	SCORE:	GWG	POWER PLAY	PENALTY KILL	GOALTENDERS:
Dec. 01, 2018	Win	NYI 3 CBJ 2	C. Cizikas	0/3	2/2	Greiss/Bobrovsky
March 11, 2019	Win	NYI 2 CBJ 0	R. Pulock	0/2	1/1	Greiss/Bobrovsky
ROAD:	RESULT	SCORE:	GWG	POWER PLAY	PENALTY KILL	GOALTENDERS:
Feb. 14, 2019	Win	NYI 3 CBJ 0	C. Cizikas	0/2	1/1	Greiss/Bobrovsky
March 26, 2019	Loss	NYI 0 CBJ 4	R. Dzingle	0/0	0/1	Greiss/Bobrovsky

ALL-TIME FRANCHISE RECORDS

NEW YORK ISLANDERS HAT TRICKS (2):

PLAYER	DATE	LOCATION
Brock Nelson	01/12/15	vs. CBJ
Josh Bailey	12/14/17	at CBJ

NEW YORK ISLANDERS SHUTOUTS (5)

PLAYER	DATE	LOCATION
Rick DiPietro	12/23/06	vs. CBJ
Evgeni Nabokov	03/23/14	vs. CBJ
Jaroslav Halak	10/20/15	at CBJ
Thomas Greiss	02/14/19	at CBJ
Thomas Griess	03/11/19	vs. CBJ

NEW YORK ISLANDERS PENALTY SHOTS (0):

PLAYER/GOALIE	DATE	OUTCOME
---------------	------	---------

CLUB INFORMATION

Founded: 2000
 Home Arena: Nationwide Arena (18,144)
 Address: 200 W. Nationwide Blvd, Columbus, OH 43215
 Phone: 614-246-4625
 Fax: 614-246-4007
 Web Site: www.bluejackets.com
 Stanley Cups: none
 Owner/Governor: John P. McConnell
 President/Alternate Governor: Mike Priest
 General Manager & Alternate Governor: Jarmo Kekalainen
 Head Coach: John Tortorella
 Assistant Coaches Brad Larsen, Kenny McCudden, Brad Shaw
 Vice President, Communications & Team Services: Todd Sharrock
 Director of Communications Karen Davis
 Manager of Communications Glenn Oderbalski
 2018-19 Record: 47-31-4 (98 pts)
 2018-19 Finish: 5th in Metropolitan, 8th in Eastern Conference, 13th in NHL
 2019 Playoffs: 6-4, Lost in Eastern Conference Second Round (BOS)

BROADCAST TEAMS
 Television Play-by-Play: Jeff Rimer
 Television Color Analyst: Jody Shelley
 Radio Play-by-Play: Bob McElligott

COLUMBUS BLUE JACKETS HAT TRICKS (0):

PLAYER	DATE	LOCATION
--------	------	----------

COLUMBUS BLUE JACKETS SHUTOUTS (4):

PLAYER/GOALIE	DATE	LOCATION
Sergei Bobrovsky	04/06/14	at CBJ
Joonas Korpi	02/25/17	at CBJ
Sergei Bobrovsky	10/06/17	at CBJ
Sergei Bobrovsky	03/26/19	at CBJ

COLUMBUS BLUE JACKETS PENALTY SHOTS (0):

PLAYER/GOALIE	DATE	OUTCOME
---------------	------	---------

NEW YORK ISLANDERS VS COLUMBUS BLUE JACKETS

SEASON-BY-SEASON RECORD VS. NHL (SINCE 2000-01)

SEASON	OVERALL, W-L-T-OTL	HOME, W-L-T-OTL	ROAD, W-L-T-OTL
2000-01	28-39-9-6	19-15-4-3	9-24-5-3
2001-02	22-47-8-5	14-18-5-4	8-29-3-1
2002-03	29-42-8-3	20-14-5-2	9-28-3-1
2003-04	25-45-8-4	17-18-4-2	8-27-4-2
2004-05	NHL SEASON	SEASON	LOCKOUT
2005-06	35-43-4	23-18-0	12-25-4
2006-07	33-42-7	18-19-4	15-23-3
2007-08	34-36-12	20-14-7	14-22-5
2008-09	41-31-10	25-13-3	16-18-7
2009-10	32-35-15	20-12-9	12-23-6
2010-11	34-35-13	17-19-5	17-16-8
2011-12	29-46-7	17-21-3	12-25-4
2012-13	24-17-7	14-5-5	10-12-2
2013-14	43-32-7	22-15-4	21-17-3
2014-15	42-35-5	19-20-2	23-15-3
2015-16	34-40-8	18-17-6	16-23-2
2016-17	50-24-8	28-12-1	22-12-7
2017-18	45-30-7	26-12-3	19-18-4
2018-19	47-31-4	22-17-2	25-14-2
TOTALS	627-650-33-132	359-279-18-65	268-371-15-67

Games could not result in a tie after the 2003-04 Season

NEW YORK ISLANDERS SEASON-BY-SEASON RECORD VS. COLUMBUS (SINCE 2000-01)

SEASON	OVERALL, W-L-T-OTL	HOME, W-L-T-OTL	ROAD, W-L-T-OTL
2000-01	0-1-1-0	0-1-0-0	0-0-1-0
2001-02	0-1-0-0	---	0-1-0-0
2002-03	0-2-0-0	0-1-0-0	0-1-0-0
2003-04	0-1-0-0	---	0-1-0-0
2004-05	NHL SEASON	SEASON	LOCKOUT
2005-06	0-0-1	---	0-0-1
2006-07	1-0-0	1-0-0	---
2007-08	---	---	---
2008-09	1-1-0	1-0-0	0-1-0
2009-10	2-0-0	1-0-0	1-0-0
2010-11	0-0-1	0-0-1	---
2011-12	0-1-0	---	0-1-0
2012-13	---	---	---
2013-14	1-2-1	1-0-1	0-2-0
2014-15	2-0-2	1-0-1	1-0-1
2015-16	5-0-0	2-0-0	3-0-0
2016-17	1-2-1	1-0-1	0-2-0
2017-18	1-3-0	1-1-0	0-2-0
2018-19	3-1-0	2-0-0	1-1-0
TOTALS	17-15-1-6	11-3-0-4	6-12-1-2

OPPONENTS

IN THE PAST

STANLEY CUP PLAYOFFS

MEDIA INFORMATION



JIM MONTGOMERY



JAMIE BENN

ALL-TIME: 56-39-16-3
LAST REG. WIN: 12/23/18, NYI 3 at DAL 1
LAST REG. LOSS: 11/18/18, NYI 2 vs DAL 6

OVERTIME RECORD: (W-L-T): 2-3-7
LAST OT DECISION: 3/3/15, NYI 2 vs. DAL 3
SHOOTOUT RECORD: 0-1
LAST SHOOTOUT: 10/9/10, NYI 4 vs. DAL 5

Records are based on W-L-T-OT

2018-19 MEETINGS

Dec. 07, 2019	Islanders at Stars	8:00 ET
Feb. 04, 2019	Islanders vs Stars	7:00 ET

2018-19 SERIES 1-1-0, 2 PTS)

HOME:	RESULT	SCORE:	GWG	POWER PLAY	PENALTY KILL	GOALTENDERS:
Nov. 18, 2018	Loss	NYI 2 DAL 6	E. Lindell	0/2	.3/3	Greiss/Bishop
ROAD:	RESULT	SCORE:	GWG	POWER PLAY	PENALTY KILL	GOALTENDERS:
Dec. 23, 2018	Win	NYI 3 DAL 1	A. Lee	1/3	.1/1	Lehner/Khudobin

ALL-TIME FRANCHISE RECORDS

NEW YORK ISLANDERS HAT TRICKS (8):

PLAYER	DATE	LOCATION
Bill Harris	04/06/74	vs. MIN
Mike Bossy (4)	11/11/80	vs. MIN
Mike Bossy	11/27/85	at MIN
Pat LaFontaine	01/21/89	vs. MIN
Niklas Andersson	02/04/96	vs. DAL
Matt Moulson (4)	12/03/11	at DAL
John Tavares	01/06/14	vs. DAL
Frans Nielsen	10/25/14	vs. DAL

NEW YORK ISLANDERS SHUTOUTS (4)

PLAYER	DATE	LOCATION
Billy Smith	10/26/74	vs. MIN
Glenn Resch	12/09/75	vs. MIN
Rick DiPietro	11/15/06	at DAL
Thomas Greiss	01/19/17	vs DAL

NEW YORK ISLANDERS PENALTY SHOTS (2):

PLAYER/GOALIE	DATE	OUTCOME
Bryan Trottier/Cesare Maniago	01/27/76 vs. MIN	Failed
Wendel Clark/Darcy Wakaluk	12/21/95 at DAL	Failed

CLUB INFORMATION

Founded: 1967 (Minnesota), 1993 (Dallas)
 Home Arena: American Airlines Center (18,532)
 Address: 2601 Avenue of the Stars, Frisco, TX 75034
 Phone: 214-387-5600
 Fax: 214-387-5610
 Web Site: www.stars.nhl.com
 Stanley Cups: 1999
 Owner and Governor: Tom Gaglardi
 President, CEO and Alternate Governor: James R. Lites
 General Manager: Jim Nill
 Head Coach: Jim Montgomery
 Assistant Coaches: Rick Bowness, John Stevens, Todd Nelson
 Vice President, Communications: Tom Holy
 Media Relations Manager: Ben Fromstein
 Corporate Communications Manager: Joe Calvillo
 2018-19 Record: 43-32-7 (93 pts)
 2018-19 Finish: 4th in Central, 6th in Western Conference, 15th in NHL
 2019 Playoffs: 7-5, Lost in Western Conference Second Round (STL)

BROADCAST TEAMS

Television/Radio Play-by-Play: Josh Bogorad
 Television/Radio Color Analyst: Daryl Reaugh

DALLAS STARS HAT TRICKS (3):

PLAYER	DATE	LOCATION
Neal Broten	11/23/82	vs. MIN
Steve Payne	11/23/82	vs. MIN
Dave Gagner	01/21/89	vs. MIN

DALLAS STARS SHUTOUTS (8)

PLAYER	DATE	LOCATION
Gilles Gilbert	11/11/72	at MIN
Cesare Maniago	01/16/73	vs. MIN
Cesare Maniago	12/26/73	at MIN
Gilles Meloche	11/11/82	at MIN
Brian Hayward	01/08/91	vs. MIN
Jon Casey	11/05/92	at MIN
Kari Lehtonen	03/19/16	at DAL
Ben Bishop	11/10/17	at DAL

DALLAS STARS PENALTY SHOTS (0):

PLAYER/GOALIE	DATE	OUTCOME
---------------	------	---------

NEW YORK ISLANDERS VS DALLAS STARS

SEASON-BY-SEASON RECORD VS. NHL (SINCE 1972-73)

SEASON	OVERALL, W-L-T-OTL	HOME, W-L-T-OTL	ROAD, W-L-T-OTL
1972-73	37-30-11	26-8-5	11-22-6
1973-74	23-38-17	18-15-6	5-23-11
1974-75	23-50-7	17-20-3	6-30-4
1975-76	20-53-7	15-22-3	5-31-4
1976-77	23-39-18	17-14-9	6-25-9
1977-78	18-53-9	12-24-4	6-29-5
1978-79	28-40-12	19-15-6	9-25-6
1979-80	36-28-16	25-8-7	11-20-9
1980-81	35-28-17	23-10-7	12-18-10
1981-82	37-23-20	21-7-12	16-16-8
1982-83	40-24-16	23-6-11	17-18-5
1983-84	39-31-10	22-14-4	17-17-6
1984-85	25-43-12	14-19-7	11-24-5
1985-86	38-33-9	21-15-4	17-18-5
1986-87	30-40-10	17-20-3	13-20-7
1987-88	19-48-13	10-24-6	9-24-7
1988-89	27-37-16	17-15-8	10-22-8
1989-90	36-40-4	26-12-2	10-28-2
1990-91	27-39-14	19-15-6	8-24-8
1991-92	32-42-6	20-16-4	12-26-2
1992-93	36-38-10	18-17-7	18-21-3
1993-94	42-29-13	23-12-7	19-17-6
1994-95	17-23-8	9-10-5	8-13-3
1995-96	26-42-14	14-18-9	12-24-5
1996-97	48-26-8	25-13-3	23-13-5
1997-98	49-22-11	26-8-7	23-14-4
1998-99	51-19-12	29-8-4	22-11-8
1999-00	43-23-10-6	21-11-5-4	22-12-5-2
2000-01	48-24-8-2	26-10-5-0	22-14-3-2
2001-02	36-28-13-5	18-13-6-4	18-15-7-1
2002-03	46-17-15-4	28-5-6-2	18-12-9-2
2003-04	41-26-13-2	26-7-8-0	15-19-5-2
2004-05	NHL	SEASON	LOCKOUT
2005-06	53-23-6	28-11-2	25-12-4
2006-07	50-25-7	28-11-2	22-14-5
2007-08	45-30-7	23-16-2	22-14-5
2008-09	36-35-11	20-16-5	16-19-6
2009-10	37-31-14	23-11-7	14-20-7
2010-11	42-29-11	22-11-8	20-18-3
2011-12	42-35-5	22-16-3	20-19-2
2012-13	22-22-4	11-11-2	11-11-2
2013-14	40-31-11	23-11-7	17-20-4
2014-15	41-31-10	17-16-8	24-15-2
2015-16	50-23-9	28-11-2	22-12-7
2016-17	34-37-11	22-13-6	12-24-5
2017-18	42-32-8	26-12-3	16-20-5
2018-19	43-32-7	24-14-3	19-18-4
TOTALS	1,653-1,492-379-140	962-611-189-70	691-881-190-70

Games could not result in a tie after the 2003-04 Season

NEW YORK ISLANDERS SEASON-BY-SEASON RECORD VS. DALLAS (SINCE 1972-73)

SEASON	OVERALL, W-L-T-OTL	HOME, W-L-T-OTL	ROAD, W-L-T-OTL
1972-73	1-4-0	1-1-0	0-3-0
1973-74	3-1-1	2-0-1	1-1-0
1974-75	4-0-1	2-0-0	2-0-1
1975-76	4-1-0	2-1-0	2-0-0
1976-77	3-1-1	2-1-0	1-0-1
1977-78	4-1-0	2-0-0	2-1-0
1978-79	3-1-0	1-1-0	2-0-0
1979-80	0-2-2	0-1-1	0-1-1
1980-81	2-0-2	0-0-2	2-0-0
1981-82	2-0-1	1-0-0	1-0-1
1982-83	0-2-1	0-1-1	0-1-0
1983-84	2-0-1	0-0-1	2-0-0
1984-85	1-1-1	0-1-1	0-1-0
1985-86	0-2-1	0-1-0	0-1-1
1986-87	3-0-0	2-0-0	1-0-0
1987-88	1-1-1	0-0-1	1-1-0
1988-89	2-1-0	2-0-0	0-1-0
1989-90	1-2-0	0-1-0	1-1-0
1990-91	1-2-0	1-1-0	0-1-0
1991-92	2-0-0	1-0-0	1-0-0
1992-93	1-1-0	1-0-0	0-1-0
1993-94	1-0-1	1-0-0	0-0-1
1994-95	---	---	---
1995-96	1-0-1	1-0-0	0-0-1
1996-97	0-2-0	0-1-0	0-1-0
1997-98	0-2-0	0-1-0	0-1-0
1998-99	0-2-0	0-1-0	0-1-0
1999-00	1-1-0-0	0-1-0-0	1-0-0-0
2000-01	0-2-0-0	0-1-0-0	0-1-0-0
2001-02	2-0-0-0	1-0-0-0	1-0-0-0
2002-03	1-0-0-0	1-0-0-0	---
2003-04	1-0-1-0	1-0-0-0	0-0-1-0
2004-05	NHL	SEASON	LOCKOUT
2005-06	---	---	---
2006-07	1-0-0	---	1-0-0
2007-08	0-0-1	0-0-1	---
2008-09	0-1-0	0-1-0	---
2009-10	0-1-0	---	0-1-0
2010-11	0-0-1	0-0-1	---
2011-12	1-1-0	0-1-0	1-0-0
2012-13	---	---	---
2013-14	2-0-0	1-0-0	1-0-0
2014-15	1-0-1	1-0-0	0-0-1
2015-16	1-1-0	1-0-0	0-1-0
2016-17	2-0-0	1-0-0	1-0-0
2017-18	0-2-0	0-1-0	0-1-0
2018-19	1-1-0	0-1-0	1-0-0
TOTALS	56-39-16-3	30-18-8-2	26-21-8-1

OPPONENTS

IN THE PAST

STANLEY CUP PLAYOFFS

MEDIA INFORMATION



JEFF BLASHILL



DYLAN LARKIN

ALL-TIME: 55-51-6-3
LAST REG. WIN: 12/08/18, NYI 3 vs DET 2
LAST REG. LOSS: 03/16/19, NYI 2 at DET 2

OVERTIME RECORD: (W-L-T): 6-3-4
LAST OT DECISION: 4/7/18, NYI 4 at DET 3
SHOOTOUT RECORD: 2-0
LAST SHOOTOUT: 12/15/18, NYI 4 DET 3

Records are based on W-L-T-OT

2019-20 MEETINGS

Dec. 02, 2019	Islanders at Red Wings	7:30 ET
Jan. 14, 2020	Islanders vs. Red Wings	7:00 ET
Feb. 21, 2020	Islanders vs. Red Wings	7:00 ET

2018-19 SERIES (2-1-0, 4 PTS)

HOME:	RESULT	SCORE:	GWG	POWER PLAY	PENALTY KILL	GOALTENDERS:
Dec. 15, 2018	SO Win	NYI 4 DET 3	M. Barzal	1/6	0/1	Greiss/Bernier
ROAD:	RESULT	SCORE:	GWG	POWER PLAY	PENALTY KILL	GOALTENDERS:
Dec. 08, 2018	Win	NYI 3 DET 2	M. Martin	1/4	3/3	Greiss/Bernier
March 16, 2019	Loss	NYI 1 DET 2	A. Athanasiou	0/2	3/3	Greiss/Bernier

ALL-TIME FRANCHISE RECORDS

NEW YORK ISLANDERS HAT TRICKS (7):

PLAYER	DATE	LOCATION
Jean Potvin	01/22/76	vs. DET
Denis Potvin	02/11/78	vs. DET
Mike Bossy	02/06/82	vs. DET
Clark Gillies	10/17/84	at DET
Brent Sutter	01/02/85	at DET
Ray Ferraro (4)	01/07/92	at DET
Brock Nelson	02/09/18	vs. DET

NEW YORK ISLANDERS SHUTOUTS (6)

PLAYER	DATE	LOCATION
Glenn Resch	01/13/76	vs. DET
Billy Smith	12/17/78	at DET
Billy Smith	01/22/81	at DET
Joey MacDonald	03/27/09	at DET
Dwayne Roloson	01/12/10	vs. DET
Evgeni Nabokov	12/23/13	at DET

NEW YORK ISLANDERS PENALTY SHOTS (2):

PLAYER/GOALIE	DATE	OUTCOME
Lorne Henning/Jim Rutherford	02/01/75 at DET	Scored
Clark Gillies/Corrado Micallef	12/08/82 at DET	Failed

CLUB INFORMATION

Founded: 1926
 Home Arena: Little Caesars Arena (19,515)
 Address: 19 Steve Yzerman Drive, Detroit, MI, 48226
 Phone: 313-471-6606
 Fax: 313-567-0296
 Web Site: www.redwings.nhl.com
 Stanley Cups: 11 (1936, '37, '43, '50, '52, '54, '55, '97, '98, 2002, '08)
 Owner/Secretary-Treasurer: Marian Hlitch
 Executive VP/General Manager: Steve Yzerman
 Head Coach: Jeff Blashill
 Assistant Coaches Dan Bylsma, Doug Houda, Adam Nightingale
 Director of Public Relations: Todd Beam
 Communications Coordinator: Alex DiFilippo
 2018-19 Record: 32-40-10 (74 pts)
 2018-19 Finish: 7th in Atlantic, 14th in Eastern Conference, 28th in NHL
 2019 Playoffs: Did not qualify

BROADCAST TEAMS

Television Play-by-Play: Ken Daniels
 Television Color Analyst: Mickey Redmond, Larry Murphy and Chris Osgood
 Radio Play-by-Play: Ken Kal
 Radio Color Analyst: Paul Woods

DETROIT RED WINGS HAT TRICKS (2):

PLAYER	DATE	LOCATION
Mickey Redmond	2/24/74	at DET
Dave Barr	2/21/89	vs. DET

DETROIT RED WINGS SHUTOUTS (9)

PLAYER	DATE	LOCATION
Roy Edwards	01/06/73	vs. DET
Roy Edwards	01/07/73	at DET
Ed Giacomin	10/22/76	at DET
Corrado Micallef	12/08/82	at DET
Greg Stefan	01/24/84	at DET
Tim Cheveldae	03/07/91	at DET
Chris Osgood	02/21/00	vs. DET
Manny Legace	11/28/03	at DET
Jimmy Howard	11/29/13	vs. DET

DETROIT RED WINGS PENALTY SHOTS (0):

PLAYER/GOALIE	DATE	OUTCOME
---------------	------	---------

NEW YORK ISLANDERS VS DETROIT RED WINGS

SEASON-BY-SEASON RECORD VS. NHL (SINCE 1972-73)

SEASON	OVERALL, W-L-T-OTL	HOME, W-L-T-OTL	ROAD, W-L-T-OTL
1972-73	.37-29-12	.22-12-5	.15-17-7
1973-74	.29-39-10	.21-12-6	.8-27-4
1974-75	.23-45-12	.17-17-6	.6-28-6
1975-76	.26-44-10	.17-15-8	.9-29-2
1976-77	.16-55-9	.12-22-6	.4-33-3
1977-78	.32-34-14	.22-11-7	.10-23-7
1978-79	.23-41-16	.15-17-8	.8-24-8
1979-80	.26-43-11	.14-21-5	.12-22-6
1980-81	.19-43-18	.16-15-9	.3-28-9
1981-82	.21-47-12	.15-19-6	.6-28-6
1982-83	.21-44-15	.14-19-7	.7-25-8
1983-84	.31-42-7	.18-20-2	.13-22-5
1984-85	.27-41-12	.19-14-7	.8-27-5
1985-86	.17-57-6	.10-26-4	.7-31-2
1986-87	.34-36-10	.20-14-6	.14-22-4
1987-88	.41-28-11	.24-10-6	.17-18-5
1988-89	.34-34-12	.20-14-6	.14-20-6
1989-90	.28-38-14	.20-14-6	.8-24-8
1990-91	.34-38-8	.26-14-0	.8-24-8
1991-92	.43-25-12	.24-12-4	.19-13-8
1992-93	.47-28-9	.25-14-3	.22-14-6
1993-94	.46-30-8	.23-13-6	.23-17-2
1994-95	.33-11-4	.17-4-3	.16-7-1
1995-96	.62-13-7	.36-3-2	.26-10-5
1996-97	.38-26-18	.20-12-9	.18-14-9
1997-98	.44-23-15	.25-8-8	.19-15-7
1998-99	.43-32-7	.27-12-2	.16-20-5
1999-00	.48-22-10-2	.28-9-3-1	.20-13-7-1
2000-01	.49-20-9-4	.27-9-3-2	.22-11-6-2
2001-02	.51-17-10-4	.28-7-5-1	.23-10-5-3
2002-03	.48-20-10-4	.28-6-5-2	.20-14-5-2
2003-04	.48-21-11-2	.30-7-4-0	.18-14-7-2
2004-05	NHL	SEASON	LOCKOUT
2005-06	.58-16-8	.27-9-5	.31-7-3
2006-07	.50-19-13	.29-4-8	.21-15-5
2007-08	.54-21-7	.29-9-3	.25-12-4
2008-09	.51-21-10	.27-9-5	.24-12-5
2009-10	.44-24-14	.25-10-6	.19-14-8
2010-11	.47-25-10	.21-14-6	.26-11-4
2011-12	.48-28-6	.31-7-3	.17-21-3
2012-13	.24-16-8	.13-7-4	.11-9-4
2013-14	.39-28-15	.18-13-10	.21-15-5
2014-15	.43-25-14	.22-10-9	.21-15-5
2015-16	.41-30-11	.22-13-6	.19-17-5
2016-17	.33-36-13	.17-17-7	.16-19-6
2017-18	.30-39-13	.16-16-9	.14-23-4
2018-19	.32-40-10	.17-19-5	.15-21-5
TOTALS	1,713-1,434-349-168	994-579-167-92	719-855-182-76

Games could not result in a tie after the 2003-04 Season

NEW YORK ISLANDERS SEASON-BY-SEASON RECORD VS. DETROIT (SINCE 1972-73)

SEASON	OVERALL, W-L-T-OTL	HOME, W-L-T-OTL	ROAD, W-L-T-OTL
1972-73	1-4-0	1-2-0	0-2-0
1973-74	1-4-0	1-1-0	0-3-0
1974-75	2-2-0	1-1-0	1-1-0
1975-76	3-1-0	2-0-0	1-1-0
1976-77	2-2-0	1-1-0	1-1-0
1977-78	4-0-0	2-0-0	2-0-0
1978-79	3-0-1	2-0-0	1-0-1
1979-80	1-3-0	0-2-0	1-1-0
1980-81	4-0-0	2-0-0	2-0-0
1981-82	3-0-0	2-0-0	1-0-0
1982-83	0-2-1	0-1-0	0-1-1
1983-84	1-2-0	1-1-0	0-1-0
1984-85	2-1-0	0-1-0	2-0-0
1985-86	3-0-0	2-0-0	1-0-0
1986-87	2-1-0	1-0-0	1-1-0
1987-88	1-2-0	1-1-0	0-1-0
1988-89	0-3-0	0-1-0	0-2-0
1989-90	1-1-1	1-0-1	0-1-0
1990-91	0-2-1	0-0-1	0-2-0
1991-92	2-1-0	1-1-0	1-0-0
1992-93	1-1-0	1-0-0	0-1-0
1993-94	1-1-0	0-1-0	1-0-0
1994-95	---	---	---
1995-96	0-2-0	0-1-0	0-1-0
1996-97	0-2-0	0-1-0	0-1-0
1997-98	1-0-1	0-0-1	1-0-0
1998-99	1-1-0	1-0-0	0-1-0
1999-00	0-2-0-0	0-1-0-0	0-1-0-0
2000-01	0-1-0-0	0-1-0-0	---
2001-02	0-1-0-1	0-0-0-1	0-1-0-0
2002-03	0-1-1-0	0-0-1-0	0-1-0-0
2003-04	0-1-0-0	---	0-1-0-0
2004-05	NHL	SEASON	LOCKOUT
2005-06	1-0-0	---	1-0-0
2006-07	0-0-1	0-0-1	---
2007-08	---	---	---
2008-09	1-0-0	---	1-0-0
2009-10	1-0-0	1-0-0	---
2010-11	1-0-0	---	1-0-0
2011-12	1-0-0	1-0-0	---
2012-13	---	---	---
2013-14	2-1-0	1-1-0	1-0-0
2014-15	2-1-0	1-0-0	1-1-0
2015-16	1-2-0	1-1-0	0-1-0
2016-17	1-1-1	0-0-1	1-1-0
2017-18	2-1-0	1-1-0	1-0-0
2018-19	2-1-0	1-0-0	1-1-0
TOTALS	55-51-6-3	30-21-4-3	25-30-2-0

OPPONENTS

IN THE PAST

STANLEY CUP PLAYOFFS

MEDIA INFORMATION



DAVE TIPPETT



CONNOR MCDAVID

ALL-TIME: 31-28-14-5
LAST REG. WIN: 02/16/19, NYI 5 vs EDM 2
LAST REG. LOSS: 2/28/16, NYI 1 at EDM 3

OVERTIME RECORD: (W-L-T):0-4-10
LAST OT DECISION: 02/21/19, NYI 3 at EDM 4
SHOOTOUT RECORD: 1-1
LAST SHOOTOUT: 11/5/16, NYI 3 vs EDM 4

Records are based on W-L-P * P stands for games in which the Islanders earned a point via a tie, overtime loss or shootout loss

2019-20 MEETINGS

Feb. 16, 2019	Islanders vs Oilers	7:00 ET
Feb. 21, 2019	Islanders at Oilers	9:00 ET

2018-19 SERIES (1-0-1, 3 PTS)

HOME:	RESULT	SCORE:	GWG	POWER PLAY	PENALTY KILL	GOALTENDERS:
Feb. 16, 2019	Win	NYI 5 EDM 2	M. Barzal	1/3	4/5	Lehner/Koskinen
ROAD:	RESULT	SCORE:	GWG	POWER PLAY	PENALTY KILL	GOALTENDERS:
Feb. 21, 2019	OT Loss	NYI 3 EDM 4	C. McDavid	2/2	3/4	Lehner/Koskinen

ALL-TIME FRANCHISE RECORDS

NEW YORK ISLANDERS HAT TRICKS (5):

PLAYER	DATE	LOCATION
Mike Bossy	03/04/80	vs. EDM
Mike Bossy (4)	03/03/81	vs. EDM
Butch Goring (4)	12/13/83	vs. EDM
Pierre Turgeon	11/22/92	at EDM
Kyle Okposo	02/07/16	vs. EDM

NEW YORK ISLANDERS SHUTOUTS (2)

PLAYER	DATE	LOCATION
Bill Smith	03/12/81	at EDM
Tommy Soderstrom	02/25/96	vs. EDM

NEW YORK ISLANDERS PENALTY SHOTS (1):

PLAYER/GOALIE	DATE	OUTCOME
Benoit Hogue/Ron Tugnutt	02/16/93 vs. EDM	Scored

CLUB INFORMATION

Founded: 1972 (WHA), 1979 (NHL)
 Home Arena: Rogers Place (18,550)
 Address: 11230 - 110 Street, Edmonton, Alberta
 Phone: 780-414-4000
 Fax: 780-409-5890
 Web Site: www.oilers.nhl.com
 Stanley Cups: 5 (1984, '85, '87, '88, '90)
 Owner & Governor: Daryl A. Katz
 President of Hockey Operations & General Manager: Ken Holland
 Assistant General Manager: Keith Gretzky
 Head Coach: Dave Tippett
 Associate Coach: Jim Playfair
 Assistant Coaches: Glen Gulutzan, Brian Wiseman
 Director, Communications and Media Relations: Andre Brin
 Manager, Communications/Team Services: Patrick Garland
 2018-19 Record: 35-38-9 (79 pts)
 2018-19 Finish: 7th in Pacific, 14th in Western Conference, 25th in NHL
 2019 Playoffs: Did not qualify

BROADCAST TEAMS

Television Play-by-Play: Kevin Quinn
 Television Color Analyst: Drew Remenda
 Radio Play-by-Play: Jack Michaels
 Radio Color Analyst: Bob Stauffer

EDMONTON OILERS HAT TRICKS (2):

PLAYER	DATE	LOCATION
Jari Kurri	12/05/84	at EDM
Normand Lacombe	11/25/89	vs. EDM

EDMONTON OILERS SHUTOUTS (2)

PLAYER	DATE	LOCATION
Curtis Joseph	01/31/97	at EDM
Mathieu Garon	01/07/08	at EDM

EDMONTON OILERS PENALTY SHOTS (1)

PLAYER/GOALIE	DATE	OUTCOME
Connor McDavid/Christopher Gibson	03/08/18	Missed

NEW YORK ISLANDERS VS EDMONTON OILERS

SEASON-BY-SEASON RECORD VS. NHL (SINCE 1979-80)

SEASON	OVERALL, W-L-T-OTL	HOME, W-L-T-OTL	ROAD, W-L-T-OTL
1979-80	.28-39-13	.17-14-9	.11-25-4
1980-81	.29-35-16	.17-13-10	.12-22-6
1981-82	.48-17-15	.31-5-4	.17-12-11
1982-83	.47-21-12	.25-9-6	.22-12-6
1983-84	.57-18-5	.31-5-4	.26-13-1
1984-85	.49-20-11	.26-7-7	.23-13-4
1985-86	.56-17-7	.32-6-2	.24-11-5
1986-87	.50-24-6	.29-6-5	.21-18-1
1987-88	.44-25-11	.28-8-4	.16-17-7
1988-89	.38-34-8	.21-16-3	.17-18-5
1989-90	.38-28-14	.23-11-6	.15-17-8
1990-91	.37-37-6	.22-15-3	.15-22-3
1991-92	.36-34-10	.22-13-5	.14-21-5
1992-93	.26-50-8	.16-21-5	.10-29-3
1993-94	.25-45-14	.17-22-3	.8-23-11
1994-95	.17-27-4	.11-12-1	.6-15-3
1995-96	.30-44-8	.15-21-5	.15-23-3
1996-97	.36-37-9	.21-16-4	.15-21-5
1997-98	.35-37-10	.20-16-5	.15-21-5
1998-99	.33-37-12	.17-19-5	.16-18-7
1999-00	.32-26-16-8	.18-11-9-3	.14-15-7-5
2000-01	.39-28-12-3	.23-9-7-2	.16-19-5-1
2001-02	.38-28-12-4	.23-14-4-0	.15-14-8-4
2002-03	.36-26-11-9	.20-12-5-4	.16-14-6-5
2003-04	.36-29-12-5	.22-12-4-3	.14-17-8-2
2004-05	NHL	SEASON	LOCKOUT
2005-06	.41-28-13	.20-15-6	.21-13-7
2006-07	.32-43-7	.19-19-3	.13-24-4
2007-08	.41-35-6	.23-17-1	.18-18-5
2008-09	.38-35-9	.18-17-6	.20-18-3
2009-10	.27-47-8	.18-19-4	.9-28-4
2010-11	.25-45-12	.13-22-6	.12-23-6
2011-12	.32-40-10	.18-17-6	.14-23-4
2012-13	.19-22-7	.9-11-4	.10-11-3
2013-14	.29-44-9	.16-22-3	.13-22-6
2014-15	.24-44-14	.15-23-3	.9-21-11
2015-16	.31-43-8	.19-20-2	.12-23-6
2016-17	.47-26-9	.25-12-4	.22-14-5
2017-18	.36-40-6	.19-18-4	.17-22-2
2018-19	.35-38-9	.18-19-4	.17-19-5
TOTALS	1,397-1,293-262-156	797-564-125-68	600-729-137-88

Games could not result in a tie after the 2003-04 Season

NEW YORK ISLANDERS SEASON-BY-SEASON RECORD VS. EDMONTON (SINCE 1979-80)

SEASON	OVERALL, W-L-T-OTL	HOME, W-L-T-OTL	ROAD, W-L-T-OTL
1979-80	.1-2-1	.1-0-1	.0-2-0
1980-81	.2-0-2	.0-0-2	.2-0-0
1981-82	.1-1-1	.1-0-1	.0-1-0
1982-83	.3-0-0	.1-0-0	.2-0-0
1983-84	.3-0-0	.2-0-0	.1-0-0
1984-85	.0-2-1	.0-1-0	.0-1-1
1985-86	.0-1-2	.0-0-2	.0-1-0
1986-87	.0-2-1	.0-1-0	.0-1-1
1987-88	.2-1-0	.2-0-0	.0-1-0
1988-89	.1-2-0	.1-0-0	.0-2-0
1989-90	.0-1-2	.0-1-1	.0-0-1
1990-91	.0-3-0	.0-1-0	.0-2-0
1991-92	.0-3-0	.0-1-0	.0-2-0
1992-93	.2-0-1	.2-0-0	.0-0-1
1993-94	.0-1-1	.0-0-1	.0-1-0
1994-95	---	---	---
1995-96	.1-1-0	.1-0-0	.0-1-0
1996-97	.1-1-0	.1-0-0	.0-1-0
1997-98	.1-0-1	.0-0-1	.1-0-0
1998-99	.0-1-0	.0-1-0	---
1999-00	.0-1-1-0	.0-1-0-0	.0-0-1-0
2000-01	.1-0-0-0	---	.1-0-0-0
2001-02	.1-0-0-0	.1-0-0-0	---
2002-03	.2-0-0-0	.1-0-0-0	.1-0-0-0
2003-04	.1-0-0-0	.1-0-0-0	---
2004-05	NHL	SEASON	LOCKOUT
2005-06	.1-0-0	.1-0-0	---
2006-07	---	---	---
2007-08	.0-1-0	---	.0-1-0
2008-09	.0-1-0	---	.0-1-0
2009-10	.1-0-0	.1-0-0	---
2010-11	.0-1-0	---	.0-1-0
2011-12	.1-0-0	.1-0-0	---
2012-13	---	---	---
2013-14	.1-0-1	.1-0-0	.0-0-1
2014-15	.1-1-0	.1-0-0	.0-1-0
2015-16	.1-1-0	.1-0-0	.0-1-0
2016-17	.1-0-1	.0-0-1	.1-0-0
2017-18	.0-0-2	.0-0-1	.0-0-1
2018-19	.1-0-1	.1-0-0	.0-0-1
TOTALS	31-28-14-5	22-7-9-2	9-21-5-3

OPPONENTS

IN THE PAST

STANLEY CUP PLAYOFFS

MEDIA INFORMATION



JOEL QUENNEVILLE



ALEKSANDER BARKOV

ALL-TIME: 40-45-8-6
LAST REG. WIN: 1/13/17, NYI 5 at FLA 2
LAST REG. LOSS: 11/10/18, NYI 2 at FLA 4

OVERTIME RECORD: (W-L-T): 4-4-8
LAST OT DECISION: 10/24/18, NYI 2 vs FLA 3
SHOOTOUT RECORD: 8-3
LAST SHOOTOUT: 04/04/19, NYI 2 at FLA 1

Records are based on W-L-T-OT

2019-20 MEETINGS

Oct. 12, 2019	Islanders vs. Panthers	7:00 ET
Nov. 09, 2019	Islanders vs. Panthers	1:00 ET
Dec. 12, 2019	Islanders at Panthers	7:00 ET

2018-19 SERIES (1-1-1, 3 PTS)

HOME:	RESULT	SCORE:	GWG	POWER PLAY	PENALTY KILL	GOALTENDERS:
Oct. 24, 2018	OT Loss	NYI 2 FLA 3	M. Hoffman	1/3	3/5	Lehner/Reimer
ROAD:	RESULT	SCORE:	GWG	POWER PLAY	PENALTY KILL	GOALTENDERS:
Nov. 10, 2018	Loss	NYI 2 FLA 4	A. Barkov	0/4	4/5	Lehner/ Luongo
April 04, 2019	SO Win	NYI 2 FLA 1	B. Nelson	0/3	1/2	Greiss/Montebeault

ALL-TIME FRANCHISE RECORDS

NEW YORK ISLANDERS HAT TRICKS (4):

PLAYER	DATE	LOCATION
Mariusz Czerkawski	04/09/00	vs. FLA
John Tavares	10/23/10	at FLA
Matt Moulson	02/21/11	vs. FLA
John Tavares	01/13/17	at FLA

NEW YORK ISLANDERS SHUTOUTS (4)

PLAYER	DATE	LOCATION
Tommy Salo	02/15/97	vs. FLA
Wade Flaherty	11/01/00	at FLA
Chris Osgood	10/06/01	at FLA
Evgeni Nabokov	-3/24/13	vs. FLA

NEW YORK ISLANDERS PENALTY SHOTS (4):

PLAYER/GOALIE	DATE	OUTCOME
Zigmund Palffy/John Vanbiesbrouck	04/14/94	Failed
Claude Lapointe/Mike Vernon	01/12/00	Failed
Mike Peca/Roberto Luongo	11/19/03	Failed
Miroslav Satan/Roberto Luongo	10/10/05	Failed

CLUB INFORMATION

Founded: 1993
 Home Arena: BB&T Center (19,250)
 Address: One Panther Parkway, Sunrise, FL 33323
 Phone: 954-835-7000
 Fax: 954-835-7700
 Web Site: www.panthers.nhl.com
 Stanley Cups: none
 Chairman, Owner & Governor: Vincent J. Viola
 Executive Vice President & General Manager: Dale Tallon
 Head Coach: Joel Quenneville
 Assistant Coaches Mike Kitchen, Andrew Brunette, Derek MacKenzie
 Vice President of Communications & Public Relations Thomas Drance
 Director, Digital Media Adelyn Biedenbach
 Coordinator, Media Relations Mike Lewis
 Coordinator, Public Relations: Chrissy Parente
 2018-19 Record: 36-32-14 (86 pts)
 2018-19 Finish: 5th in Atlantic, 10th in Eastern Conference, 19th in NHL
 2019 Playoffs: Did not qualify

BROADCAST TEAMS

Television Play-by-Play: Steve Goldstein
 Television Color Analyst: Randy Moller
 Radio Broadcaster: Doug Plagens
 Radio Color Analyst: Bill Lindsay

FLORIDA PANTHERS HAT TRICKS (4):

PLAYER	DATE	LOCATION
Ray Sheppard	03/21/96	at FLA
Pavel Bure	03/18/00	vs. FLA
Pavel Bure	03/11/01	vs. FLA
Nathan Horton	12/14/09	vs. FLA

FLORIDA PANTHERS SHUTOUTS (8)

PLAYER	DATE	LOCATION
Mark Fitzpatrick	11/15/97	vs. FLA
Sean Burke	01/16/99	at FLA
Tomas Vokoun	12/07/07	at FLA
Craig Anderson	03/02/08	vs. FLA
Tomas Vokoun	10/18/08	at FLA
Tomas Vokoun	01/31/10	at FLA
Jose Theodore	10/08/11	vs. FLA
James Reimer	03/26/18	vs FLA

FLORIDA PANTHERS PENALTY SHOTS (3)

PLAYER/GOALIE	DATE	OUTCOME
Stephen Weiss/Rick DiPietro	12/07/07 at FLA	Failed
David Booth/Rick DiPietro	03/19/11 at FLA	Failed
Tomas Kopecky/Evgeni Nabokov	10/22/11 at FLA	Failed

NEW YORK ISLANDERS VS FLORIDA PANTHERS

SEASON-BY-SEASON RECORD VS. NHL (SINCE 1993-94)

SEASON	OVERALL, W-L-T-OTL	HOME, W-L-T-OTL	ROAD, W-L-T-OTL
1993-94	33-34-17	15-18-9	18-16-8
1994-95	20-22-6	9-12-3	11-10-3
1995-96	41-31-10	25-12-4	16-19-6
1996-97	35-28-19	21-12-8	14-16-11
1997-98	24-43-15	11-24-6	13-19-9
1998-99	30-34-18	17-17-7	13-17-11
1999-00	43-27-6-6	26-9-4-2	17-18-2-4
2000-01	22-38-13-9	12-18-7-4	10-20-6-5
2001-02	22-44-10-6	11-23-3-4	11-21-7-2
2002-03	24-36-13-9	8-21-7-5	16-15-6-4
2003-04	28-35-15-4	16-15-7-3	12-20-8-1
2004-05	NHL	SEASON	LOCKOUT
2005-06	37-34-11	25-11-5	12-23-6
2006-07	35-31-16	23-12-6	12-19-10
2007-08	38-35-9	18-15-8	20-20-1
2008-09	41-30-11	22-12-7	19-18-4
2009-10	32-37-13	16-16-9	16-21-4
2010-11	30-40-12	16-17-8	14-23-4
2011-12	38-26-18	21-9-11	17-17-7
2012-13	15-27-6	8-11-5	7-16-1
2013-14	29-45-8	16-20-5	13-25-3
2014-15	38-29-15	21-13-7	17-16-8
2015-16	47-26-9	25-11-5	22-15-4
2016-17	35-36-11	19-19-3	16-17-8
2017-18	44-30-8	27-11-3	17-19-5
2018-19	36-32-14	20-13-8	16-19-6
TOTALS	817-830-142-195	448-371-65-108	369-459-77-87

Games could not result in a tie after the 2003-04 Season

NEW YORK ISLANDERS SEASON-BY-SEASON RECORD VS. FLORIDA (SINCE 1993-94)

SEASON	OVERALL, W-L-T-OTL	HOME, W-L-T-OTL	ROAD, W-L-T-OTL
1993-94	0-5-0	0-3-0	0-2-0
1994-95	3-0-1	1-0-1	2-0-0
1995-96	1-3-1	0-1-1	1-2-0
1996-97	2-3-1	2-1-0	0-2-1
1997-98	1-2-2	1-2-0	0-0-2
1998-99	2-3-0	1-1-0	1-2-0
1999-00	1-3-0-0	1-1-0-0	0-2-0-0
2000-01	3-1-0-0	1-1-0-0	2-0-0-0
2001-02	2-1-1-0	1-1-0-0	1-0-1-0
2002-03	2-0-2-0	2-0-0-0	0-0-2-0
2003-04	3-1-0-0	2-0-0-0	1-1-0-0
2004-05	NHL	SEASON	LOCKOUT
2005-06	2-2-0	1-1-0	1-1-0
2006-07	3-1-0	2-0-0	1-1-0
2007-08	0-3-1	0-1-1	0-2-0
2008-09	2-2-0	2-0-0	0-2-0
2009-10	1-2-1	1-1-0	0-1-1
2010-11	2-2-0	1-1-0	1-1-0
2011-12	1-3-0	0-2-0	1-1-0
2012-13	3-0-0	2-0-0	1-0-0
2013-14	1-2-0	1-1-0	0-1-0
2014-15	1-1-1	0-1-0	1-0-1
2015-16	1-1-1	1-1-0	0-0-1
2016-17	1-1-1	0-1-0	1-0-1
2017-18	1-2-0	0-2-0	1-0-0
2018-19	1-1-1	0-0-1	1-1-0
TOTALS	40-45-8-6	23-23-2-2	17-22-6-4

OPPONENTS

IN THE PAST

STANLEY CUP PLAYOFFS

MEDIA INFORMATION



TODD MCLELLAN



ANZE KOPITAR

ALL-TIME: 49-47-12-1
LAST REG. WIN: 02/02/19, NYI 4 at LAK 2
LAST REG. LOSS: 10/15/2017, NYI 3 at LAK 2

OVERTIME RECORD: (W-L-T): 5-2-2
LAST OT DECISION: 12/16/17, NYI 4 at LAK 3
SHOOTOUT RECORD: 1-1
LAST SHOOTOUT: 11/6/14, NYI 2 at LAK 1

Records are based on W-L-T-OT

2019-20 MEETINGS

Nov. 27, 2019 Islanders at Kings 10:30 ET
 Feb. 06, 2020 Islanders vs. Kings 7:00 ET

2017-18 SERIES 2-0-0, 4 PTS)

HOME:	RESULT	SCORE:	GWG	POWER PLAY	PENALTY KILL	GOALTENDERS:
Feb. 2, 2019	Win	NYI 4 LAK 2	M. Dal Colle	0/2	3/3	Lehner/Quick
ROAD:	RESULT	SCORE:	GWG	POWER PLAY	PENALTY KILL	GOALTENDERS:
Oct. 18, 2018	Win	NYI 7 LAK 2	V. Filppula	1/3	2/4	Lehner/Quick

ALL-TIME FRANCHISE RECORDS

NEW YORK ISLANDERS HAT TRICKS (6):

PLAYER	DATE	LOCATION
Bob Nystrom	01/31/74	at LAK
Denis Potvin	01/25/75	vs. LAK
Bryan Trottier	10/11/75	vs. LAK
John Tonelli	01/15/83	vs. LAK
Mike Bossy	01/27/83	at LAK
Mike Bossy (4)	10/20/84	vs. LAK

NEW YORK ISLANDERS SHUTOUTS (7)

PLAYER	DATE	LOCATION
Glenn Resch	12/14/74	vs. LAK
Glenn Resch	10/11/75	vs. LAK
Bill Smith	01/24/76	vs. LAK
Glenn Resch	10/18/77	vs. LAK
Ron Hextall	10/26/93	vs. LAK
Tommy Salo	10/27/98	vs. LAK
Al Montoya	02/19/11	vs. LAK

NEW YORK ISLANDERS PENALTY SHOTS (1):

PLAYER/GOALIE	DATE	OUTCOME
Bill Harris/Rogie Vachon	10/12/72 vs. LAK	Failed

CLUB INFORMATION

Founded: 1967
 Home Arena: STAPLES Center (18,230)
 Address: 1111 South Figueroa Street, Suite 3100, Los Angeles, CA 90015
 Phone: 213-742-7100
 Fax: 310-535-4507
 Web Site: www.kings.nhl.com
 Stanley Cups: 2 (2012, '14)
 Owners: Philip F. Anschutz, Edward P. Roski Jr.
 President, Alternate Governor: Luc Robitaille
 Vice President & General Manager Rob Blake
 Head Coach: Todd McLellan
 Assistant Coach: Marco Sturm, Trent Yawney
 Vice President, Communications & Broadcasting Michael Altieri
 Sr. Director, Communications & Content: Jeff Moeller
 Manager, Communications and Media Services Eddie Fischermann
 2018-19 Record: 31-42-9 (71 pts)
 2018-19 Finish: 8th in Pacific, 15th in Western Conference, 30th in NHL
 2019 Playoffs: Did Not Qualify

BROADCAST TEAMS

Television Play-by-Play: Alex Faust
 Television Color Analyst: Jim Fox
 Radio Play-by-Play: Nick Nickson
 Radio Color Analyst: Daryl Evans

LOS ANGELES HAT TRICKS (7):

PLAYER	DATE	LOCATION
Butch Goring	11/04/72	at LAK
Charlie Simmer (4)	11/01/80	vs. LAK
Marcel Dionne	10/20/81	vs. LAK
John Paul Kelly	10/20/81	vs. LAK
Jim Fox	10/12/85	at LAK
Luc Robitaille	12/09/86	vs. LAK
Wayne Gretzky	01/03/91	vs. LAK

LOS ANGELES KINGS SHUTOUTS (8)

PLAYER	DATE	LOCATION
Rogie Vachon	01/29/77	vs. LAK
Rogie Vachon	02/15/77	at LAK
Rogie Vachon	10/18/77	vs. LAK
Mario Lessard	03/13/82	at LAK
Stephane Fiset	10/04/96	at LAK
Felix Potvin	01/05/02	vs. LAK
Jonathan Quick	03/20/10	at LAK
Martin Jones	12/07/13	at LAK

LOS ANGELES KINGS PENALTY SHOTS (2)

PLAYER/GOALIE	DATE	OUTCOME
Charlie Simmer/Bill Smith	11/24/79 at LAK	Failed
Dustin Brown/Dwayne Roloson	11/13/10 at LAK	Scored

NEW YORK ISLANDERS VS LOS ANGELES KINGS

SEASON-BY-SEASON RECORD VS. NHL (SINCE 1972-73)

SEASON	OVERALL, W-L-T-OTL	HOME, W-L-T-OTL	ROAD, W-L-T-OTL
1972-73	31-36-11	21-11-7	10-25-4
1973-74	33-33-12	22-13-4	11-20-8
1974-75	42-17-21	22-7-11	20-10-10
1975-76	38-33-9	22-13-5	16-20-4
1976-77	34-31-15	20-13-7	14-18-8
1977-78	31-34-15	18-16-6	13-18-9
1978-79	34-34-12	20-13-7	14-21-5
1979-80	30-36-14	18-13-9	12-23-5
1980-81	43-24-13	22-11-7	21-13-6
1981-82	24-41-15	19-15-6	5-26-9
1982-83	27-41-12	20-13-7	7-28-5
1983-84	23-44-13	13-19-8	10-25-5
1984-85	34-32-14	20-14-6	14-18-8
1985-86	23-49-8	9-27-4	14-22-4
1986-87	31-41-8	20-17-3	11-24-5
1987-88	30-42-8	19-18-3	11-24-5
1988-89	42-31-7	25-12-3	17-19-4
1989-90	34-39-7	21-16-3	13-23-4
1990-91	46-24-10	26-9-5	20-15-5
1991-92	35-31-14	20-11-9	15-20-5
1992-93	39-35-10	22-15-5	17-20-5
1993-94	27-45-12	18-19-5	9-26-7
1994-95	16-23-9	7-11-6	9-12-3
1995-96	24-40-18	16-16-9	8-24-9
1996-97	28-43-11	18-16-7	10-27-4
1997-98	38-33-11	22-16-3	16-17-8
1998-99	32-45-5	18-20-3	14-25-2
1999-00	39-27-12-4	21-13-5-2	18-14-7-2
2000-01	38-28-13-3	20-12-8-1	18-16-5-2
2001-02	40-27-11-4	22-12-6-1	18-15-5-3
2002-03	33-37-6-6	19-19-2-1	14-18-4-5
2003-04	28-29-16-9	15-16-9-1	13-13-7-8
2004-05	NHL	SEASON	LOCKOUT
2005-06	42-35-5	26-14-1	16-21-4
2006-07	27-41-14	16-16-9	11-25-5
2007-08	32-43-7	17-21-3	15-22-4
2008-09	34-37-11	18-15-8	16-22-3
2009-10	46-27-9	22-13-6	24-14-3
2010-11	46-30-6	25-13-3	21-17-3
2011-12	40-27-15	22-14-5	18-13-10
2012-13	27-16-5	19-4-1	8-12-4
2013-14	46-28-8	23-14-4	23-14-4
2014-15	40-27-15	25-9-7	15-18-8
2015-16	48-28-6	26-12-3	22-16-3
2016-17	39-35-8	23-16-2	16-19-6
2017-18	45-29-8	23-15-3	22-14-5
2018-19	31-42-9	17-21-3	14-21-6
TOTALS	1,590-1,550-372-152	917-663-188-64	673-887-184-88

NEW YORK ISLANDERS SEASON-BY-SEASON RECORD VS. LOS ANGELES (SINCE 1972-73)

SEASON	OVERALL, W-L-T-OTL	HOME, W-L-T-OTL	ROAD, W-L-T-OTL
1972-73	1-4-0	1-2-0	0-2-0
1973-74	1-3-1	0-1-1	1-2-0
1974-75	1-0-3	1-0-1	0-0-2
1975-76	2-1-1	2-0-0	0-1-1
1976-77	2-2-0	1-1-0	1-1-0
1977-78	2-0-2	1-0-1	1-0-1
1978-79	2-0-2	1-0-1	1-0-1
1979-80	2-1-1	2-0-0	0-1-1
1980-81	2-2-0	1-1-0	1-1-0
1981-82	1-2-0	0-1-0	1-1-0
1982-83	3-0-0	2-0-0	1-0-0
1983-84	2-0-1	1-0-0	1-0-1
1984-85	2-1-0	2-0-0	0-1-0
1985-86	2-1-0	0-1-0	2-0-0
1986-87	1-2-0	1-1-0	0-1-0
1987-88	3-0-0	1-0-0	2-0-0
1988-89	1-2-0	1-1-0	0-1-0
1989-90	2-1-0	1-0-0	1-1-0
1990-91	0-3-0	0-2-0	0-1-0
1991-92	1-1-0	0-1-0	1-0-0
1992-93	0-2-0	0-1-0	0-1-0
1993-94	1-1-0	1-0-0	0-1-0
1994-95	---	---	---
1995-96	1-1-0	1-0-0	0-1-0
1996-97	1-1-0	1-0-0	0-1-0
1997-98	1-1-0	1-0-0	0-1-0
1998-99	2-0-0	1-0-0	1-0-0
1999-00	0-1-0-0	---	0-1-0-0
2000-01	0-2-0-0	0-1-0-0	0-1-0-0
2001-02	1-1-0-0	0-1-0-0	1-0-0-0
2002-03	1-0-0-0	---	1-0-0-0
2003-04	0-0-1-0	0-0-1-0	---
2004-05	NHL	SEASON	LOCKOUT
2005-06	---	---	---
2006-07	0-1-0	---	0-1-0
2007-08	0-1-0	0-1-0	---
2008-09	0-0-1	0-0-1	---
2009-10	0-2-0	0-1-0	0-1-0
2010-11	1-1-0	1-0-0	0-1-0
2011-12	1-0-0	1-0-0	---
2012-13	---	---	---
2013-14	0-2-0	0-1-0	0-1-0
2014-15	1-1-0	0-1-0	1-0-0
2015-16	1-1-0	1-0-0	0-1-0
2016-17	1-1-0	1-0-0	0-1-0
2017-18	1-1-0	1-0-0	0-1-0
2018-19	2-0-0	1-0-0	1-0-0
TOTALS	49-47-12-1	30-19-5-1	19-28-7-0

OPPONENTS

IN THE PAST

STANLEY CUP PLAYOFFS

MEDIA INFORMATION



BRUCE BOUDREAU



MIKKO KOIVU

ALL-TIME: 12-12-0-2
LAST REG. WIN: 02/10/19 NYI 2 vs MIN 1
LAST REG. LOSS: 2/19/18, NYI 3 vs. MIN 5

OVERTIME RECORD: (W-L-T): 1-1-0
LAST OT DECISION: 03/17/19, NYI 3 at MIN 2
SHOOTOUT RECORD: 1-1
LAST SHOOTOUT: 3/24/15, NYI 1 vs. MIN 2

Records are based on W-L-T-OT

2019-20 MEETINGS

Dec. 29, 2019	Islanders at Wild	6:00 ET
March 31, 2020	Islanders vs Wild	7:00 ET

2018-19 SERIES (2-0-0, 2 PTS)

HOME:	RESULT	SCORE:	GWG	POWER PLAY	PENALTY KILL	GOALTENDERS:
Feb. 10, 2019	Win	NYI 2 MIN 1	D. Toews	1/6	2/3	Greiss/Dubnyk
ROAD:	RESULT	SCORE:	GWG	POWER PLAY	PENALTY KILL	GOALTENDERS:
March 17, 2019	OT Win	NYI 3 MIN 2	B. Nelson	1/2	4/6	Greiss/Stalock

ALL-TIME FRANCHISE RECORDS

NEW YORK ISLANDERS HAT TRICKS (1):

PLAYER	DATE	LOCATION
Jason Blake	03/19/04	vs. MIN

NEW YORK ISLANDERS SHUTOUTS (0)

PLAYER	DATE	LOCATION
--------	------	----------

NEW YORK ISLANDERS PENALTY SHOTS (1):

PLAYER/GOALIE	DATE	OUTCOME
Brad Isbister/Dwayne Roloson	02/10/02 at MIN	Failed

CLUB INFORMATION

Founded:	2000
Home Arena:	Xcel Energy Center (17,954)
Address:	199 W. Kellogg Blvd., St. Paul, MN 55102
Phone:	651-602-6000
Fax:	651-222-1055
Web Site:	wild.nhl.com
Stanley Cups:	none
Owner:	Craig Leipold
General Manager:	Bill Guerin
Head Coach:	Bruce Boudreau
Assistant Coaches:	Dean Evason, Darby Hendrickson, Bob Woods
Director, Media Relations and Team Services:	Aaron Sickman
2018-19 Record:	37-36-9 (83 pts)
2018-19 Finish:	7th in Central, 11th in Western Conference, 21st in NHL
2019 Playoffs:	Did Not Qualify

BROADCAST TEAMS

Television Play-by-Play:	Anthony LaPanta
Television Color Analyst:	Mike Greenlay
Radio Play-by-Play:	Bob Kurtz
Radio Color Analyst:	Tom Reid

MINNESOTA WILD HAT TRICKS (0):

PLAYER	DATE	LOCATION
--------	------	----------

MINNESOTA WILD SHUTOUTS (1)

PLAYER	DATE	LOCATION
Ilya Bryzgalov	03/18/14	vs. MIN

MINNESOTA WILD PENALTY SHOTS (0)

PLAYER	DATE	LOCATION
--------	------	----------

NEW YORK ISLANDERS VS MINNESOTA WILD

SEASON-BY-SEASON RECORD VS. NHL (SINCE 2000-01)

SEASON	OVERALL, W-L-T-OTL	HOME, W-L-T-OTL	ROAD, W-L-T-OTL
2000-01	25-39-13-5	14-13-10-4	11-26-3-1
2001-02	26-35-12-9	14-14-8-5	12-21-4-4
2002-03	42-29-10-1	25-13-3-0	17-16-7-1
2003-04	30-29-20-3	19-13-7-2	11-16-13-1
2004-05	NHL	SEASON	LOCKOUT
2005-06	38-36-8	23-16-2	15-20-6
2006-07	48-26-8	29-7-5	19-19-3
2007-08	44-28-10	25-11-5	19-17-5
2008-09	40-33-9	23-11-7	17-22-2
2009-10	38-36-8	25-12-4	13-24-4
2010-11	39-35-8	19-17-5	20-18-3
2010-11	35-36-11	20-17-4	15-19-7
2012-13	26-19-3	14-8-2	12-11-1
2013-14	43-27-12	26-10-5	17-17-7
2014-15	46-28-8	22-13-6	24-15-2
2015-16	38-33-11	21-16-4	17-17-7
2016-17	49-25-8	27-12-2	22-13-6
2017-18	45-26-11	27-6-8	18-20-3
2018-19	37-36-9	16-18-7	21-18-2
TOTALS	689-556-55-142	389-227-28-77	300-320-27-65

Games could not result in a tie after the 2003-04 Season

NEW YORK ISLANDERS SEASON-BY-SEASON RECORD VS. MINNESOTA (SINCE 2000-01)

SEASON	OVERALL, W-L-T-OTL	HOME, W-L-T-OTL	ROAD, W-L-T-OTL
2000-01	0-2-0-0	0-1-0-0	0-1-0-0
2001-02	1-1-0-0	1-0-0-0	0-1-0-0
2002-03	1-0-0-0	---	1-0-0-0
2003-04	1-0-0-0	1-0-0-0	0-0-0-0
2004-05	NHL	SEASON	LOCKOUT
2005-06	0-1-0	0-1-0	---
2006-07	---	---	---
2007-08	0-0-1	---	0-0-1
2008-09	0-2-0	0-1-0	0-1-0
2009-10	0-1-0	---	0-1-0
2010-11	1-0-0	1-0-0	---
2011-12	2-0-0	1-0-0	1-0-0
2012-13	---	---	---
2013-14	1-1-0	0-1-0	1-0-0
2014-15	0-1-1	0-0-1	0-1-0
2015-16	2-0-0	1-0-0	1-0-0
2016-17	1-1-0	1-0-0	0-1-0
2017-18	0-2-0	0-1-0	0-1-0
2018-19	2-0-0	1-0-0	1-0-0
TOTALS	12-12-0-2	7-5-0-1	5-7-0-1

OPPONENTS

IN THE PAST

STANLEY CUP PLAYOFFS

MEDIA INFORMATION



CLAUDE JULIEN



SHEA WEBER

ALL-TIME: 62-89-15-3
LAST REG. WIN: 03/14/19, NYI 2 vs MTL 1
LAST REG. LOSS: 03/21/19, NYI 0 at MTL 4

OVERTIME RECORD:(W-L-T): 5-8-7
LAST OT DECISION: 1/15/18, NYI 5 at MTL 4
SHOOTOUT RECORD: 4-1
LAST SHOOTOUT: 11/05/18, NYI 3 vs MTL 4

Records are based on W-L-P * P stands for games in which the Islanders earned a point via a tie, overtime loss or shootout loss

2019-20 MEETINGS

Dec. 03, 2019	Islanders at Canadiens	7:00 ET
March 03, 2020	Islanders vs. Canadiens	7:00 ET
March 28, 2019	Islanders at Canadiens	7:00 ET

2018-19 SERIES (1-1-1, 3 PTS)

HOME:	RESULT	SCORE:	GWG	POWER PLAY	PENALTY KILL	GOALTENDERS:
Nov. 05, 2018	SO Loss	NYI 3 MTL 4	J. Armia	0/4	2/3	Greiss/Niemi
March 14, 2019	Win	NYI 2 MTL 1	A. Lee	0/2	2/2	Greiss/Price
ROAD:	RESULT	SCORE:	GWG	POWER PLAY	PENALTY KILL	GOALTENDERS:
March 21, 2019	Loss	NYI 0 MTL 4	J. Armia	0/3	1/2	Greiss/Price

ALL-TIME FRANCHISE RECORDS

NEW YORK ISLANDERS HAT TRICKS (6):

PLAYER	DATE	LOCATION
Ed Westfall	02/22/75	at MTL
Clark Gillies	02/27/79	vs. MTL
Mike Bossy	12/27/79	at MTL
Mike Bossy	10/28/80	vs. MTL
Mike Bossy	10/06/83	at MTL
Mike Bossy (4)	11/01/84	at MTL

NEW YORK ISLANDERS SHUTOUTS (6)

PLAYER	DATE	LOCATION
Roland Melanson	02/19/83	vs. MTL
Billy Smith	03/27/84	vs. MTL
Tommy Soderstrom	10/20/95	vs. MTL
Tommy Salo	11/12/98	vs. MTL
Evgeni Nabokov	04/10/14	at MTL
Thomas Greiss	02/23/17	at MTL

NEW YORK ISLANDERS PENALTY SHOTS (1):

PLAYER/GOALIE	DATE	OUTCOME
Ryan Smyth/David Aebischer	03/13/07 at MTL	Scored

CLUB INFORMATION

Founded: 1909 (NHA), 1917 (NHL)
 Home Arena: Bell Centre (21,288)
 Address: 1909 avenue des Canadiens-de-Montreal, QC114B 5G0
 Phone: 514-932-2582
 Fax: 514-932-8285
 Web Site: www.canadiens.nhl.com
 Stanley Cups: 24, (1916, '24, '30, '31, '44, '46, '53, '56, '57, '58, '59, '60, '65, '66, '68, '69, '71, '73, '76, '77, '78, '79, '86, '93)
 Owner, President and CEO: Geoff Molson
 Executive VP/General Manager: Marc Bergevin
 Head Coach: Claude Julien
 Associate Coach: Kirk Muller
 Assistant Coaches: Dominique Ducharme, Luke Richardson
 Director of Media Relations: Dominick Saillant
 Communications Manager: François Marchand
 2018-19 Record: 44-30-8 (96 pts)
 2018-19 Finish: 4th in Atlantic, 9th in Eastern Conference, 14th in NHL
 2019 Playoffs: Did not qualify

BROADCAST TEAMS

Television Play-by-Play: Pierre Houde (French), Brian Murdyk (English)
 Television Color Analyst: Marc Denis (French), Dave Poulin (English)
 Radio Play-by-Play: Martin McGuire (French), Dan Robertson (English)
 Radio Color Analyst: Dany Dube (French), Sergio Momesso (English)

MONTREAL CANADIENS HAT TRICKS (6):

PLAYER	DATE	LOCATION
Jacques Lemaire	10/24/72	vs. MTL
Peter Mahovlich	10/09/74	at MTL
Bobby Smith	02/21/87	vs. MTL
Brian Savage (4)	01/08/98	vs. MTL
Max Pacioretty	02/09/12	vs. MTL
Alex Galchenyuk	03/02/18	vs. MTL

MONTREAL CANADIENS SHUTOUTS (12)

PLAYER	DATE	LOCATION
Doug Soetaert	01/18/86	at MTL
Brian Hayward	03/16/87	at MTL
Patrick Roy	10/31/89	vs. MTL
Jose Theodore	01/19/00	at MTL
Jose Theodore	01/02/01	vs. MTL
Jose Theodore	01/10/02	at MTL
Jose Theodore	11/07/02	at MTL
Jose Theodore	10/23/03	at MTL
Cristobol Huet	03/28/06	at MTL
Jaroslav Halak	03/15/08	at MTL
Jaroslav Halak	12/19/09	vs. MTL
Carey Price	12/14/13	vs. MTL
Carey Price	03/21/19	at MTL

MONTREAL CANADIENS PENALTY SHOTS (2)

PLAYER/GOALIE	DATE	OUTCOME
Tom Kostopoulos/Yann Danis	04/02/09 vs. MTL	Failed
Benoit Pouliot/Dwayne Roloson	10/27/10 vs. MTL	Failed

NEW YORK ISLANDERS VS MONTREAL CANADIENS

SEASON-BY-SEASON RECORD VS. NHL (SINCE 1972-73)

SEASON	OVERALL, W-L-T-OTL	HOME, W-L-T-OTL	ROAD, W-L-T-OTL
1972-73	52-10-16	29-4-6	23-6-10
1973-74	45-24-9	24-12-3	21-12-6
1974-75	47-14-19	27-8-5	20-6-14
1975-76	58-11-11	32-3-5	26-8-6
1976-77	60-8-12	33-1-6	27-7-6
1977-78	59-10-11	32-4-4	27-6-7
1978-79	52-17-11	29-6-5	23-11-6
1979-80	47-20-13	30-7-3	17-13-10
1980-81	45-22-13	31-7-2	14-15-11
1981-82	46-17-17	25-6-9	21-11-8
1982-83	42-24-14	25-6-9	17-18-5
1983-84	35-40-5	19-19-2	16-21-3
1984-85	41-27-12	24-10-6	17-17-6
1985-86	40-33-7	25-11-4	15-22-3
1986-87	40-33-7	27-9-4	14-20-6
1987-88	45-22-13	26-8-6	19-14-7
1988-89	53-18-9	30-6-4	23-12-5
1989-90	14-28-11	26-8-6	15-20-5
1990-91	39-30-11	23-12-5	16-18-6
1991-92	41-28-11	27-8-5	14-20-6
1992-93	48-30-6	27-13-2	21-17-4
1993-94	41-29-14	26-12-4	15-17-10
1994-95	18-23-7	15-5-4	3-18-3
1995-96	40-32-10	23-12-6	17-20-4
1996-97	31-36-15	17-17-7	14-19-8
1997-98	37-32-13	15-17-9	22-15-4
1998-99	32-39-11	21-15-5	11-24-6
1999-00	35-34-9-4	18-17-5-1	17-17-4-3
2000-01	28-40-8-6	15-20-4-2	13-20-4-4
2001-02	36-31-12-3	21-13-6-1	15-18-6-2
2002-03	30-35-8-9	16-16-5-4	14-19-3-5
2003-04	41-30-7-4	23-13-4-1	18-17-3-3
2004-05	NHL	SEASON	LOCKOUT
2005-06	42-31-9	24-13-4	18-18-5
2006-07	42-34-6	26-12-3	16-22-3
2007-08	47-25-10	22-13-6	25-12-4
2008-09	41-30-11	24-10-7	17-20-4
2009-10	39-33-10	20-16-5	19-17-5
2010-11	44-30-8	24-11-6	20-19-2
2011-12	31-35-16	16-15-10	15-20-6
2012-13	29-14-5	14-7-3	15-7-2
2013-14	46-28-8	23-13-5	23-15-3
2014-15	50-22-10	26-9-6	24-13-4
2015-16	38-38-6	22-16-3	16-22-3
2016-17	47-26-9	24-12-5	23-14-4
2017-18	29-40-13	18-14-9	11-26-4
2018-19	44-30-8	25-12-4	19-18-4
TOTALS	1,915-1,239-355-155	1,089-488-160-85	826-741-195-70

Games could not result in a tie after the 2003-04 Season

NEW YORK ISLANDERS SEASON-BY-SEASON RECORD VS. MONTREAL (SINCE 1972-73)

SEASON	OVERALL, W-L-T-OTL	HOME, W-L-T-OTL	ROAD, W-L-T-OTL
1972-73	0-5-0	0-3-0	0-2-0
1973-74	1-4-1	1-1-1	0-3-0
1974-75	2-0-2	1-0-1	1-0-1
1975-76	1-2-1	1-1-0	0-1-1
1976-77	0-4-0	0-2-0	0-2-0
1977-78	0-4-0	0-2-0	0-2-0
1978-79	3-1-0	2-0-0	1-1-0
1979-80	3-0-1	2-0-0	1-0-1
1980-81	2-1-1	1-0-1	1-1-0
1981-82	2-1-0	1-1-0	1-0-0
1982-83	1-0-2	1-0-0	0-0-2
1983-84	3-0-0	2-0-0	1-0-0
1984-85	1-2-0	1-0-0	0-2-0
1985-86	1-2-0	1-1-0	0-1-0
1986-87	1-1-1	1-0-0	0-1-1
1987-88	0-3-0	0-2-0	0-1-0
1988-89	2-1-0	1-0-0	1-1-0
1989-90	1-2-0	0-2-0	1-0-0
1990-91	0-2-1	0-0-1	0-2-0
1991-92	0-3-0	0-2-0	0-1-0
1992-93	1-3-0	0-2-0	1-1-0
1993-94	4-0-1	2-0-0	2-0-1
1994-95	1-2-0	1-0-0	0-2-0
1995-96	1-1-2	1-0-1	0-1-1
1996-97	0-4-0	0-2-0	0-2-0
1997-98	2-1-1	1-1-0	1-0-1
1998-99	2-2-0	2-0-0	0-2-0
1999-00	2-2-0-0	1-1-0-0	1-1-0-0
2000-01	2-2-0-0	1-1-0-0	1-1-0-0
2001-02	1-2-1-0	1-0-1-0	0-2-0-0
2002-03	3-1-0-0	2-0-0-0	1-1-0-0
2003-04	2-2-0-0	2-0-0-0	0-2-0-0
2004-05	NHL	SEASON	LOCKOUT
2005-06	1-3-0	1-1-0	0-2-0
2006-07	2-2-0	1-1-0	1-1-0
2007-08	0-4-0	0-2-0	0-2-0
2008-09	2-2-0	0-2-0	2-0-0
2009-10	1-2-1	1-1-0	0-1-1
2010-11	2-2-0	1-1-0	1-1-0
2011-12	2-2-0	1-1-0	1-1-0
2012-13	1-1-1	1-1-0	0-0-1
2013-14	1-1-1	0-0-1	1-1-0
2014-15	0-3-0	0-2-0	0-1-0
2015-16	0-3-0	0-1-0	0-2-0
2016-17	2-1-0	1-1-0	1-0-0
2017-18	1-2-0	0-1-0	1-1-0
2018-19	1-1-1	1-0-1	0-1-0
TOTALS	62-89-15-3	38-39-6-2	24-50-9-1

OPPONENTS

IN THE PAST

STANLEY CUP PLAYOFFS

MEDIA INFORMATION



PETER LAVIOLETTE



ROMAN JOSI

ALL-TIME: 11-14-0-2
LAST REG. WIN: 10/28/17, NYI 6 at NSH 2
LAST REG. LOSS: 10/13/18, NYI 2 at NSH 5

OVERTIME RECORD: (W-L-T): 2-1-0
LAST OT DECISION: 2/5/18, NYI 4 vs. NSH 5
SHOOTOUT RECORD: 1-1
LAST SHOOTOUT: 2/9/10, NYI 4 vs. NSH 3

Records are based on W-L-T-OT

2019-20 MEETINGS

Dec. 17, 2019 Islanders vs Predators 7:00 ET
 Feb. 13, 2020 Islanders at Predators 8:00 ET

2018-19 SERIES (0-2-0, 0 PTS)

HOME:	RESULT	SCORE:	GWG	POWER PLAY	PENALTY KILL	GOALTENDERS:
Oct. 06, 2018	Loss	NYI 3 NSH 4	V. Arvidsson	1/4	1/1	Greiss/Saros
ROAD:	RESULT	SCORE:	GWG	POWER PLAY	PENALTY KILL	GOALTENDERS:
Oct. 13, 2018	Loss	NYI 2 NSH 5	V. Arvidsson	0/1	1/2	Lehner/Saros

ALL-TIME FRANCHISE RECORDS

NEW YORK ISLANDERS HAT TRICKS (1):

PLAYER	DATE	LOCATION
John Tavares	10/28/17	at NSH

NEW YORK ISLANDERS SHUTOUTS (0):

PLAYER	DATE	LOCATION
--------	------	----------

NEW YORK ISLANDERS PENALTY SHOTS (1):

PLAYER/GOALIE	DATE	OUTCOME
Brad Isbister/Tomas Vokoun	10/15/02 vs. NSH	Failed

CLUB INFORMATION

Founded: 1998
 Home Arena: Bridgestone Arena (17,113)
 Address: 501 Broadway, Nashville, TN 37203
 Phone: 615-770-2300
 Fax: 615-770-2309
 Web Site: www.predators.nhl.com
 Stanley Cups: none
 President of Hockey Operations, General Manager & Alternate Governor: David Poile
 Head Coach: Peter Laviolette
 Assistant Coaches: Kevin McCarthy, Dan Lambert, Dan Muse
 Director, Communications: Kevin Wilson
 2018-19 Record: 47-29-6 (100 pts)
 2018-19 Finish: 1st in Central, 3rd in Western Conference, 8th in NHL
 2019 Playoffs: 2-4, Lost in Western Conference First Round (DAL)

BROADCAST TEAMS

Television Play-by-Play: Willy Daunic
 Television Color Analyst: Chris Mason
 Radio Play-by-Play Peter Weber
 Radio Color Analyst: Hal Gill

NASHVILLE PREDATORS HAT TRICKS (0):

PLAYER	DATE	LOCATION
--------	------	----------

NASHVILLE PREDATORS SHUTOUTS (3):

PLAYER	DATE	LOCATION
Tomas Vokoun	2/13/03	at NSH
Pekka Rinne	12/20/08	at NSH
Anders Lindback	12/13/10	at NSH

NASHVILLE PREDATORS PENALTY SHOTS (0):

PLAYER	DATE	OUTCOME
--------	------	---------

NEW YORK ISLANDERS VS NASHVILLE PREDATORS

SEASON-BY-SEASON RECORD VS. NHL (SINCE 1998-99)

SEASON	OVERALL, W-L-T-OTL	HOME, W-L-T-OTL	ROAD, W-L-T-OTL
1998-99	28-47-7	15-22-4	13-25-3
1999-00	28-40-7-7	15-21-3-2	13-19-4-5
2000-01	34-36-9-3	16-18-7-0	18-18-2-3
2001-02	28-41-13-0	17-16-8-0	11-25-5-0
2002-03	27-35-13-7	18-17-5-1	9-18-8-6
2003-04	38-29-11-4	22-10-7-2	16-19-4-2
2004-05	NHL	SEASON	LOCKOUT
2005-06	49-25-8	32-8-1	17-17-7
2006-07	51-23-8	28-8-5	23-15-3
2007-08	41-32-9	23-14-4	18-18-5
2008-09	40-34-8	24-13-4	16-21-4
2009-10	47-29-6	24-14-3	23-15-3
2010-11	44-27-11	24-9-8	20-18-3
2011-12	48-26-8	26-10-5	22-16-3
2012-13	16-23-9	11-9-4	5-14-5
2013-14	38-32-12	19-17-5	19-15-7
2014-15	47-25-10	28-9-4	19-16-6
2015-16	41-27-14	23-11-7	18-16-7
2016-17	41-29-12	24-9-8	17-20-4
2017-18	53-18-11	28-9-4	25-9-7
2018-19	47-29-6	25-14-2	22-15-4
TOTALS	786-607-153	442-258-34-69	344-349-26-84

Games could not result in a tie after the 2003-04 Season

NEW YORK ISLANDERS SEASON-BY-SEASON RECORD VS. NASHVILLE (SINCE 1998-99)

SEASON	OVERALL, W-L-T-OTL	HOME, W-L-T-OTL	ROAD, W-L-T-OTL
1998-99	1-1-0-0	0-1-0-0	1-0-0-0
1999-00	0-2-0-0	0-1-0-0	0-1-0-0
2000-01	1-0-0-0	1-0-0-0	---
2001-02	1-0-0-0	---	1-0-0-0
2002-03	1-1-0-0	1-0-0-0	0-1-0-0
2003-04	0-1-0-0	---	0-1-0-0
2004-05	NHL	SEASON	LOCKOUT
2005-06	0-1-0	---	0-1-0
2006-07	0-0-1	0-0-1	---
2007-08	---	---	---
2008-09	0-1-0	---	0-1-0
2009-10	1-0-0	1-0-0	---
2010-11	0-1-0	---	0-1-0
2011-12	0-1-0	0-1-0	---
2012-13	---	---	---
2013-14	1-1-0	1-0-0	0-1-0
2014-15	2-0-0	1-0-0	1-0-0
2015-16	1-1-0	1-0-0	0-1-0
2016-17	1-1-0	0-1-0	1-0-0
2017-18	1-0-1	0-0-1	1-0-0
2018-19	0-2-0	0-1-0	0-1-0
TOTALS	11-14-0-2	6-5-0-2	5-9-0-0

OPPONENTS

IN THE PAST

STANLEY CUP PLAYOFFS

MEDIA INFORMATION



JOHN HYNES



ANDY GREENE

ALL-TIME: 135-82-22-8
LAST REG. WIN: 01/17/19, NYI 4 vs NJD 1
LAST REG. LOSS: 3/31/18, NYI 3 at NJD 4

OVERTIME RECORD: (W-L-T): 13-8-16
LAST OT DECISION: 11/23/18, NYI 4 at NJD 3
SHOOTOUT RECORD: 8-3
LAST SHOOTOUT: 02/07/19, NYI 2 at NJD 1

Records are based on W-L-T-OT

2019-20 MEETINGS

Jan 02, 2020	Islanders vs. Devils	7:00 ET
Jan 07, 2020	Islanders at Devils	7:00 ET
March 21, 2020	Islanders at Devils	7:00 ET
April 04, 2020	Islanders vs Devils	7:00 ET

2018-19 SERIES (4-0-0, 8 PTS)

HOME:	RESULT	SCORE:	GWG	POWER PLAY	PENALTY KILL	GOALTENDERS:
Nov. 03, 2018	Win	NYI 3 NJD 0	J. Eberle	1/4	4/4	Greiss/Kinkaid
Jan. 17, 2019	Win	NYI 4 NJD 1	M. Dal Colle	1/3	2/2	Lehner/Blackwood
ROAD:	RESULT	SCORE:	GWG	POWER PLAY	PENALTY KILL	GOALTENDERS:
Nov. 23, 2018	OT Win	NYI 4 NJD 3	M. Barzal	0/3	3/3	Greiss/Kinkaid
Feb. 07, 2019	SO Win	NYI 2 NJD 1	J. Bailey	0/4	3/3	Greiss/Schneider

ALL-TIME FRANCHISE RECORDS

NEW YORK ISLANDERS HAT TRICKS (14):

PLAYER	DATE	LOCATION
Jude Drouin	01/06/76	vs. K.C.
Bryan Trottier	11/21/78	at COL
Butch Goring	12/30/80	vs. COL
Mike Bossy	03/17/83	at NJD
Mike Bossy	10/29/83	vs. NJD
Greg Gilbert	02/25/84	vs. NJD
Bob Bourne	03/13/84	at NJD
Mike Bossy	02/15/86	vs. NJD
Steve Thomas (4)	04/15/92	vs. NJD
Pierre Turgeon	01/16/93	at NJD
Pierre Turgeon	04/16/93	vs. NJD
Mark Parrish	10/11/01	at NJD
Sean Bergenheim	03/07/09	vs. NJD
John Tavares	02/16/13	vs. NJD

NEW YORK ISLANDERS SHUTOUTS (13)

PLAYER	DATE	LOCATION
Glenn Resch	03/06/77	at COL
Billy Smith	02/22/87	at NJD
Glenn Healy	04/15/92	vs. NJD
John Vanbiesbrouck	12/01/00	at NJD
Rick DiPietro	11/16/07	at NJD
Yann Danis	02/21/09	vs. NJD
Rick DiPietro	01/18/10	vs. NJD
Rick DiPietro	11/26/10	vs. NJD
Anders Nilsson	03/04/12	vs. NJD
Jaroslav Halak	03/21/15	at NJD
Thomas Greiss	12/13/15	vs. NJD
Jaroslav Halak	02/19/16	at NJD
Thomas Greiss	11/03/18	vs NJD

NEW YORK ISLANDERS PENALTY SHOTS (5):

PLAYER/GOALIE	DATE	OUTCOME
Dave Scatchard/Martin Brodeur	02/27/01 vs. NJ	Failed
Kyle Okposo/Martin Brodeur	10/10/08 at NJ	Failed
Michael Grabner/Johan Hedberg	11/25/11 vs. NJ	Failed
David Ullstrom/Johan Hedberg	02/16/13 vs. NJ	Failed
John Tavares/Cory Schneider	02/18/17 at NJ	Failed

CLUB INFORMATION

Founded: 1974 (Kansas City), 1976 (Colorado), 1982 (New Jersey)
 Home Arena: Prudential Center (16,514)
 Address: 165 Mulberry Street, Newark, NJ 07102
 Phone: 973-757-6100
 Fax: 973-757-6399
 Web Site: www.devils.nhl.com
 Stanley Cups: 3 (1995, 2000, '03)
 Owner/Chairman/Governor: Josh Harris
 Owner/Vice Chairman/Alternate Governor: David Blitzer
 Executive VP, General Manager, and Alternate Governor: Ray Shero
 Head Coach: John Hynes
 Assistant Coaches: Mike Grier, Alain Nasreddine, Rick Kowalsky
 Goaltending Coach Roland Melanson
 Sr. Vice President, Communications: Pete Albiez
 Director, Communications: Sarah Baicker
 2018-19 Record: 31-41-10 (72 pts)
 2018-19 Finish: 8th in Metropolitan, 15th in Eastern Conference, 29th in NHL
 2019 Playoffs: Did Not Qualify

BROADCAST TEAMS

Television Play-by-Play: Steve Cangialosi
 Television Color Analyst: Ken Daneyko
 Radio Play-by-Play: Matt Loughlin
 Radio Color Analyst: Chico Resch

NEW JERSEY DEVILS HAT TRICKS (5):

PLAYER	DATE	LOCATION
John MacLean	12/9/88	at NJ
Alexander Semak	10/16/93	vs. NJ
Alexander Mogilny	01/04/01	at NJ
Patrik Elias (4)	03/30/03	at NJ
Ilya Kovalchuk	03/08/12	at NJ

NEW JERSEY DEVILS SHUTOUTS (13)

PLAYER	DATE	LOCATION
Martin Brodeur/Mike Dunham	11/09/96	at NJ
Martin Brodeur	01/21/00	at NJ
Martin Brodeur	12/01/00	at NJ
Martin Brodeur	01/15/03	at NJ
Martin Brodeur	03/30/03	at NJ
Martin Brodeur	10/28/03	vs. NJ
Martin Brodeur	12/10/03	at NJ
Martin Brodeur	01/24/06	vs. NJ
Martin Brodeur	12/30/06	vs. NJ
Martin Brodeur	02/08/07	at NJ
Martin Brodeur	02/17/07	vs. NJ
Johan Hedberg	11/25/11	vs. NJ
Johan Hedberg	02/03/13	vs. NJ

NEW JERSEY DEVILS PENALTY SHOTS (2)

PLAYER/GOALIE	DATE	OUTCOME
Patrik Elias/John Vanbiesbrouck	12/01/00 at NJ	Failed
Patrik Elias/Garth Snow	12/10/03 at NJ	Failed

NEW YORK ISLANDERS VS NEW JERSEY DEVILS

SEASON-BY-SEASON RECORD VS. NHL (SINCE 1974-75)

SEASON	OVERALL, W-L-T-OTL	HOME, W-L-T-OTL	ROAD, W-L-T-OTL
1974-75	15-54-11	12-20-8	3-34-3
1975-76	12-56-12	8-24-8	4-32-4
1976-77	20-46-14	12-20-8	8-26-6
1977-78	19-40-21	17-14-9	2-26-12
1978-79	15-53-12	8-24-8	7-29-4
1979-80	19-48-13	12-20-8	7-28-5
1980-81	22-45-13	15-16-9	7-29-4
1981-82	18-49-13	14-21-5	4-28-8
1982-83	17-49-14	11-20-9	6-29-5
1983-84	17-56-7	10-28-2	7-28-5
1984-85	22-48-10	13-21-6	9-27-4
1985-86	28-49-3	17-21-2	11-28-1
1986-87	29-45-6	20-17-3	9-28-1
1987-88	38-36-6	23-16-1	15-20-5
1988-89	27-41-12	17-18-5	10-23-7
1989-90	37-34-9	22-15-3	15-19-6
1990-91	32-33-15	23-10-7	9-23-8
1991-92	38-31-11	24-12-4	14-19-7
1992-93	40-37-7	24-14-4	16-23-3
1993-94	47-25-12	29-11-2	18-14-10
1994-95	22-18-8	14-4-6	8-14-2
1995-96	37-33-12	22-17-2	15-16-10
1996-97	45-23-14	23-9-9	22-14-5
1997-98	48-23-11	29-10-2	19-13-9
1998-99	47-24-11	19-14-8	28-10-3
1999-00	45-24-8-5	28-9-3-1	17-15-5-4
2000-01	48-19-12-3	24-11-6-0	24-8-6-3
2001-02	41-28-9-4	22-13-4-2	19-15-5-2
2002-03	46-20-10-6	25-11-3-2	21-9-7-4
2003-04	43-25-12-2	22-13-5-1	21-12-7-1
2004-05	NHL	SEASON	LOCKOUT
2005-06	46-27-9	27-11-3	19-16-6
2006-07	49-24-9	25-10-6	24-14-3
2007-08	46-29-7	25-14-2	21-15-5
2008-09	51-27-4	28-12-1	23-15-3
2009-10	48-27-7	27-10-4	21-17-3
2010-11	38-39-5	22-16-3	16-23-2
2011-12	48-28-6	24-13-4	24-15-2
2012-13	19-19-10	13-9-2	6-10-8
2013-14	35-29-18	21-11-9	14-18-9
2014-15	32-36-14	19-14-8	13-22-6
2015-16	38-36-8	19-17-5	19-19-3
2016-17	28-40-14	16-17-8	12-23-6
2017-18	44-29-9	23-14-4	21-15-5
2018-19	31-41-10	20-14-7	11-27-3
TOTALS	1,487-1,543-328-150	868-655-159-72	619-888-169-78

* Games could not result in a tie after the 2003-04 Season

NEW YORK ISLANDERS SEASON-BY-SEASON RECORD VS. NEW JERSEY (SINCE 1974-75)

SEASON	OVERALL, W-L-T-OTL	HOME, W-L-T-OTL	ROAD, W-L-T-OTL
1974-75	4-1-0	2-0-0	2-1-0
1975-76	2-0-3	2-0-1	0-0-2
1976-77	5-0-0	2-0-0	3-0-0
1977-78	4-0-1	3-0-0	1-0-1
1978-79	4-0-1	2-0-1	2-0-0
1979-80	3-1-0	2-0-0	1-1-0
1980-81	3-1-0	2-0-0	1-1-0
1981-82	2-0-1	1-0-0	1-0-1
1982-83	7-0-0	3-0-0	4-0-0
1983-84	7-0-0	4-0-0	3-0-0
1984-85	2-3-2	1-1-1	1-2-1
1985-86	5-2-0	4-0-0	1-2-0
1986-87	5-2-0	3-0-0	2-2-0
1987-88	4-3-0	4-0-0	0-3-0
1988-89	4-1-2	2-0-1	2-1-1
1989-90	1-4-2	1-1-2	0-3-0
1990-91	4-1-2	2-1-0	2-0-2
1991-92	3-1-3	1-1-2	2-0-1
1992-93	5-2-0	2-1-0	3-1-0
1993-94	2-3-0	2-1-0	0-2-0
1994-95	1-1-2	1-0-1	0-1-1
1995-96	1-4-0	1-1-0	0-3-0
1996-97	2-3-0	2-1-0	0-2-0
1997-98	2-4-0	1-2-0	1-2-0
1998-99	2-3-0	0-3-0	2-0-0
1999-00	2-3-0-0	1-1-0-0	1-2-0-0
2000-01	1-2-2-0	1-1-1-0	0-1-1-0
2001-02	2-2-0-1	1-1-0-0	1-1-0-1
2002-03	0-4-1-0	0-2-1-0	0-2-0-0
2003-04	3-2-1-0	2-1-0-0	1-1-1-0
2004-05	NHL	SEASON	LOCKOUT
2005-06	6-1-1	3-1-0	3-0-1
2006-07	2-5-1	0-3-1	2-2-0
2007-08	6-1-1	3-0-1	3-1-0
2008-09	2-4-0	2-1-0	0-3-0
2009-10	2-4-0	2-1-0	0-3-0
2010-11	2-2-2	1-1-1	1-1-1
2011-12	2-4-0	1-2-0	1-2-0
2012-13	3-2-0	1-2-0	2-0-0
2013-14	3-2-0	1-2-0	2-0-0
2014-15	4-0-0	2-0-0	2-0-0
2015-16	3-0-1	2-0-0	1-0-1
2016-17	3-1-0	2-0-0	1-1-0
2017-18	1-3-0	1-1-0	0-2-0
2018-19	4-0-0	2-0-0	2-0-0
TOTALS	135-82-22-8	78-33-11-3	57-49-11-5

OPPONENTS


IN THE PAST

STANLEY CUP PLAYOFFS

MEDIA INFORMATION



DAVID QUINN



MARC STAAL

ALL-TIME: 124-121-19-6
LAST REG. WIN: 01/10/19, NYI 4 at NYR 3
LAST REG. LOSS: 01/12/19, NYI 1 vs NYR 2

OVERTIME RECORD: (W-L-T): 3-10-17
LAST OT DECISION: 4/13/13, NYI 0 vs. NYR 1
SHOOTOUT RECORD: 8-1
LAST SHOOTOUT: 10/19/17, NYI 4 at NYR 3

Records are based on W-L-T-OT

2018-19 MEETINGS

Jan. 13, 2020	Islanders at Rangers	7:00 ET
Jan. 16, 2020	Islanders vs Rangers	7:00 ET
Jan. 21, 2020	Islanders at Rangers	7:00 ET
Feb. 25, 2020	Islanders vs Rangers	7:00 ET

2018-19 SERIES (2-2-0, 4 PTS)

HOME:	RESULT	SCORE:	GWG	POWER PLAY	PENALTY KILL	GOALTENDERS:
Nov. 15, 2018	Win	NYI 7 NYR 5	L. Komarov	2/5	2/4	Greiss/Georgiev
Jan. 12, 2019	Loss	NYI 1 NYR 2	M. Zuccarello	0/6	4/4	Lehner/Georgiev
ROAD:	RESULT	SCORE:	GWG	POWER PLAY	PENALTY KILL	GOALTENDERS:
Nov. 21, 2018	Loss	NYI 0 NYR 5	C. Kreider	0/1	2/3	Lehner/Georgiev
Jan. 10, 2019	Win	NYI 4 NYR 3	J. Bailey	2/3	2/3	Lehner/Lundqvist

ALL-TIME FRANCHISE RECORDS

NEW YORK ISLANDERS HAT TRICKS (15):

PLAYER	DATE	LOCATION
Bryan Trottier	04/03/77	at NYR
Bryan Trottier (5)	12/23/78	vs. NYR
Mike Bossy	12/17/82	at NYR
Mike Bossy	11/17/84	vs. NYR
Mike Bossy	02/07/85	vs. NYR
Brent Sutter	12/20/86	vs. NYR
Brent Sutter	03/17/90	vs. NYR
Pierre Turgeon	02/20/92	vs. NYR
Steve Thomas	11/27/93	vs. NYR
Robert Reichel	11/26/97	vs. NYR
Alexei Yashin	01/30/02	at NYR
Viktor Kozlov (4)	12/03/06	at NYR
Jason Blake	12/19/06	at NYR
John Tavares	10/15/11	vs. NYR
Anthony Beauvillier	11/15/18	vs. NYR

NEW YORK ISLANDERS SHUTOUTS (7)

PLAYER	DATE	LOCATION
Billy Smith	12/17/75	at NYR
Mark Fitzpatrick	12/09/89	vs. NYR
Tommy Soderstrom	03/23/95	vs. NYR
T. Salo/W. Flaherty	04/04/98	vs. NYR
Rick DiPietro	12/26/06	vs. NYR
Jaroslav Halak	01/13/15	at NYR
Jaroslav Halak	02/15/18	vs. NYR

NEW YORK ISLANDERS PENALTY SHOTS (2):

PLAYER/GOALIE	DATE	OUTCOME
Claude Lapointe/Mike Richter	10/22/98 at NYR	Failed
Cal Clutterbuck/Henrik Lundqvist	01/20/14 at NYR	Scored

CLUB INFORMATION

Founded: 1926
 Home Arena: Madison Square Garden (18,006)
 Address: 2 Pennsylvania Plaza, New York, NY 10121
 Phone: 212-465-6486
 Fax: 212-465-6494
 Web Site: www.rangers.nhl.com
 Stanley Cups: 4 (1928, '33, '40, '94)
 President and Alternate Governor: John Davidson
 General Manager: Jeff Gorton
 Head Coach: David Quinn
 Assistant Coaches Greg Brown, David Oliver and Lindy Ruff
 Assistant Coach and Goaltending Coach: Benoit Allaire
 Senior Vice President, Public Relations and Player Recruitment John Rosasco
 2018-19 Record: 32-36-14 (78 pts)
 2018-19 Finish: 7th in Metropolitan, 12th in Eastern Conference, 26th in NHL
 2019 Playoffs: Did Not Qualify

BROADCAST TEAMS

Television Play-by-Play: Sam Rosen
 Television Color Analyst: Joe Micheletti
 Radio Play-by-Play: Kenny Albert
 Radio Color Analyst: Dave Maloney

NEW YORK RANGERS HAT TRICKS (13):

PLAYER	DATE	LOCATION
Steve Vickers	02/06/74	at NYR
Don Maloney	02/04/81	at NYR
Mark Pavelich	11/21/82	at NYR
Tomas Sandstrom	12/31/86	at NYR
Tomas Sandstrom	03/04/87	at NYR
Adam Graves	02/14/92	at NYR
Adam Graves	02/02/94	at NYR
Mark Messier	02/08/97	vs. NYR
Radek Dvorak (4)	03/29/01	vs. NYR
Jaromir Jagr	10/20/05	vs. NYR
Martin Straka	03/29/06	vs. NYR
Brendan Shanahan	12/03/06	at NYR
Marian Gaborik	12/02/10	vs. NYR

NEW YORK RANGERS SHUTOUTS (14)

PLAYER	DATE	LOCATION
Ed Giacomin	02/07/73	at NYR
Gilles Villemure	02/10/73	vs. NYR
Ed Giacomin	02/06/74	at NYR
Doug Soetaert	02/06/77	at NYR
Ed Mio	11/27/82	vs. NYR
John Vanbiesbrouck	11/23/85	vs. NYR
John Vanbiesbrouck	12/09/89	vs. NYR
Mike Dunham	01/21/03	vs. NYR
Mike Dunham	03/17/03	at NYR
Henrik Lundqvist	04/03/08	vs. NYR
Henrik Lundqvist	03/24/10	at NYR
Henrik Lundqvist	12/03/10	at NYR
Henrik Lundqvist	12/26/11	at NYR
Henrik Lundqvist	04/13/13	vs. NYR
Alexandar Georgiev	11/21/18	at NYR

NEW YORK RANGERS PENALTY SHOTS (3)

PLAYER/GOALIE	DATE	OUTCOME
Don Murdoch/Glenn Resch	01/28/78 vs. NYR	Failed
Martin Straka/Rick DiPietro	02/02/06 vs. NYR	Scored
Marian Gaborik/Rick DiPietro	10/11/10 vs. NYR	Failed

NEW YORK ISLANDERS VS NEW YORK RANGERS

SEASON-BY-SEASON RECORD VS. NHL (SINCE 1972-73)

SEASON	OVERALL, W-L-T-OTL	HOME, W-L-T-OTL	ROAD, W-L-T-OTL
1972-73	47-23-8	26-8-5	21-15-3
1973-74	40-24-14	26-7-6	14-17-8
1974-75	37-29-14	21-11-8	16-18-6
1975-76	29-42-9	16-16-8	13-26-1
1976-77	29-37-14	17-18-5	12-19-9
1977-78	30-37-13	18-15-7	12-22-6
1978-79	40-29-11	19-13-8	21-16-3
1979-80	38-32-10	22-10-8	16-22-2
1980-81	30-36-14	17-13-10	13-23-4
1981-82	39-27-14	19-15-6	20-12-8
1982-83	35-35-10	24-13-3	11-22-7
1983-84	42-29-9	27-12-1	15-17-8
1984-85	26-44-10	16-18-6	10-26-4
1985-86	36-38-6	20-18-2	16-20-4
1986-87	34-38-8	18-18-4	16-20-4
1987-88	36-34-10	22-13-5	14-21-5
1988-89	37-35-8	21-17-2	16-18-6
1989-90	36-31-13	20-11-9	16-20-4
1990-91	36-31-13	22-11-7	14-20-6
1991-92	50-25-5	28-8-4	22-17-1
1992-93	34-39-11	20-17-5	14-22-6
1993-94	52-24-8	28-8-6	24-16-2
1994-95	22-23-3	11-10-3	11-13-0
1995-96	41-27-14	22-10-9	19-17-5
1996-97	38-34-10	21-14-6	17-20-4
1997-98	25-39-18	14-18-9	11-21-9
1998-99	33-38-11	17-19-5	16-19-6
1999-00	29-38-12-3	15-20-5-1	14-18-7-2
2000-01	33-43-5-1	17-20-3-1	16-23-2-0
2001-02	36-38-4-4	19-19-2-1	17-19-2-3
2002-03	32-36-10-4	17-18-4-2	15-18-6-2
2003-04	27-40-7-8	13-21-3-4	14-19-4-4
2004-05	NHL	SEASON	LOCKOUT
2005-06	44-26-12	25-10-6	19-16-6
2006-07	42-30-10	21-15-5	21-15-5
2007-08	42-27-13	25-13-3	17-14-10
2008-09	43-3-9	26-11-4	17-19-5
2009-10	33-38-11	18-17-6	20-16-5
2010-11	44-33-5	20-17-4	24-16-1
2011-12	51-24-7	27-12-2	24-12-5
2012-13	26-18-4	16-6-2	10-12-2
2013-14	45-31-6	20-17-4	25-14-2
2014-15	53-22-7	25-11-5	28-11-2
2015-16	46-27-9	27-10-4	19-17-5
2016-17	48-28-6	21-16-4	27-12-2
2017-18	34-39-9	21-16-4	13-23-5
2018-19	32-36-14	18-14-9	14-22-5
TOTALS	1,717-1,479-326-142	943-644-174-71	774-835-152-71

Games could not result in a tie after the 2003-04 Season

NEW YORK ISLANDERS SEASON-BY-SEASON RECORD VS. NEW YORK RANGERS (SINCE 1972-73)

SEASON	OVERALL, W-L-T-OTL	HOME, W-L-T-OTL	ROAD, W-L-T-OTL
1972-73	0-6-0	0-3-0	0-3-0
1973-74	1-4-0	1-1-0	0-3-0
1974-75	2-3-1	1-2-0	1-1-1
1975-76	4-2-0	2-1-0	2-1-0
1976-77	4-1-1	2-0-1	2-1-0
1977-78	4-2-0	3-0-0	1-2-0
1978-79	5-3-0	3-1-0	2-2-0
1979-80	2-2-0	2-0-0	0-2-0
1980-81	2-2-0	2-0-0	0-2-0
1981-82	6-2-0	4-0-0	2-2-0
1982-83	4-3-0	2-1-0	2-2-0
1983-84	3-4-0	3-1-0	0-3-0
1984-85	4-3-0	3-0-0	1-3-0
1985-86	3-3-1	2-2-0	1-1-1
1986-87	3-3-1	2-1-0	1-2-1
1987-88	2-2-3	2-0-2	0-2-1
1988-89	2-5-0	1-2-0	1-3-0
1989-90	2-3-2	2-1-1	0-2-1
1990-91	4-2-1	2-0-1	2-2-0
1991-92	4-2-1	4-0-0	0-2-1
1992-93	4-2-1	3-0-1	1-2-0
1993-94	2-1-2	2-1-0	0-0-2
1994-95	3-1-0	1-1-0	2-0-0
1995-96	1-5-0	0-3-0	1-2-0
1996-97	2-2-1	0-1-1	2-1-0
1997-98	3-1-1	3-0-0	0-1-1
1998-99	0-5-0	0-2-0	0-3-0
1999-00	2-2-1-0	1-2-0-0	1-0-1-0
2000-01	2-2-0-1	0-1-0-1	2-1-0-0
2001-02	3-2-0-0	1-2-0-0	2-0-0-0
2002-03	1-2-2-0	0-1-1-0	1-1-1-0
2003-04	0-6-0-0	0-3-0-0	0-3-0-0
2004-05	NHL	SEASON	LOCKOUT
2005-06	3-5-0	1-3-0	2-2-0
2006-07	5-1-2	2-1-1	3-0-1
2007-08	5-3-0	2-2-0	3-1-0
2008-09	1-5-0	0-3-0	1-2-0
2009-10	3-3-0	1-2-0	2-1-0
2010-11	2-4-0	2-1-0	0-3-0
2011-12	2-3-1	2-1-0	0-2-1
2012-13	1-1-2	0-0-2	1-1-0
2013-14	2-3-0	0-2-0	2-1-0
2014-15	3-2-0	1-2-0	2-0-0
2015-16	4-0-0	2-0-0	2-0-0
2016-17	3-1-0	2-0-0	1-1-0
2017-18	4-0-0	2-0-0	2-0-0
2018-19	2-2-0	1-1-0	1-1-0
TOTALS	124-121-19-6	72-51-8-4	52-70-11-2

OPPONENTS

IN THE PAST

STANLEY CUP PLAYOFFS

MEDIA INFORMATION



D.J. SMITH



JEAN-GABRIEL PAGEAU

ALL-TIME: 32-49-11-4
LAST REG. WIN: 03/07/19, NYI 4 at OTT 2
LAST REG. LOSS: 12/1/17, NYI 5 vs. OTT 6

OVERTIME RECORD: (W-L-T): 2-3-11
LAST OT DECISION: 12/5/15, NYI 2 at OTT 3
SHOOTOUT RECORD: 5-1
LAST SHOOTOUT: 03/05/19, NYI 5 vs OTT 4

Records are based on W-L-T-OT

2019-20 MEETINGS

Oct. 25, 2019	Islanders at Senators	7:30 ET
Nov. 05, 2019	Islanders vs. Senators	7:00 ET
March 5, 2020	Islanders at Senators	7:30 ET

2018-19 SERIES (3-0-0, 6 PTS)

HOME:	RESULT	SCORE:	GWG	POWER PLAY	PENALTY KILL	GOALTENDERS:
Dec. 28, 2018	Win	NYI 6 OTT 3	M. Barzal	0/1	1/2	Lehner/McKenna
March 05, 2019	SO Win	NYI 5 OTT 4	J. Eberle	0/3	0/0	Greiss/Anderson
ROAD:	RESULT	SCORE:	GWG	POWER PLAY	PENALTY KILL	GOALTENDERS:
March 07, 2019	Win	NYI 4 OTT 2	A. Beauvillier	0/2	2/2	Greiss/Nilsson

ALL-TIME FRANCHISE RECORDS

NEW YORK ISLANDERS HAT TRICKS (2):

PLAYER	DATE	LOCATION
Derek King	10/23/93	vs. OTT
Pierre Turgeon	11/17/93	at OTT

NEW YORK ISLANDERS SHUTOUTS (1)

PLAYER	DATE	LOCATION
Ron Hextall	02/19/94	vs. OTT

NEW YORK ISLANDERS PENALTY SHOTS (1):

PLAYER/GOALIE	DATE	OUTCOME
Dave Scatchard/Martin Prusek	11/12/02 vs. OTT	Failed

CLUB INFORMATION

Founded: 1992
 Home Arena: Canadian Tire Centre (18,572)
 Address: 1000 Palladium Drive, Ottawa, ON K2V 1A5
 Phone: 613-599-0250
 Fax: 613-559-5562
 Web Site: www.senators.nhl.com
 Stanley Cups: none
 Owner, Governor and Chairman: Eugene Melnyk
 President and Alternate Governor: Cyril Leeder
 General Manager: Pierre Dorion
 Head Coach: Guy Boucher
 Associate Coach: Jack Capuano
 Assistant Coach: Davis Payne, Bob Jones
 Goaltending Coach: Pierre Groulx
 Senior Director, Communications: Brian Morris
 Manager, Communications: Chris Moore
 2018-19 Record: 29-47-6 (64 pts)
 2018-19 Finish: 8th in Atlantic, 16th in Eastern Conference, 31st in NHL
 2019 Playoffs: Did Not Qualify

BROADCAST TEAMS

Television Play-by-Play: Gord Miller/Chris Cuthbert, Michel Lacroix (French)
 Television Color Analyst: Ray Ferraro/Jamie McLennan, Norman Flynn (French)
 Radio Play-by-Play: Dean Brown, Nicolas St. Pierre (French)
 Radio Color Analyst: Gord Wilson, Alain Sanscartier (French)

OTTAWA SENATORS HAT TRICKS (2):

PLAYER	DATE	LOCATION
Laurie Boschman	04/10/93	vs. OTT
Sylvain Turgeon	10/23/93	vs. OTT

OTTAWA SENATORS SHUTOUTS (6)

PLAYER	DATE	LOCATION
Patrick Lalime	12/16/00	at OTT
Patrick Lalime	01/01/04	at OTT
Dominik Hasek	11/05/05	at OTT
Ray Emery	12/27/06	at OTT
Craig Anderson	02/20/12	vs. OTT
Craig Anderson	02/11/17	at OTT

OTTAWA SENATORS PENALTY SHOTS (2)

PLAYER/GOALIE	DATE	OUTCOME
Dany Heatley/Rick DiPietro	11/05/05 at OTT	Failed
Peter Schaefer/Garth Snow	12/30/05 at OTT	Failed

NEW YORK ISLANDERS VS OTTAWA SENATORS

SEASON-BY-SEASON RECORD VS. NHL (SINCE 1992-93)

SEASON	OVERALL, W-L-T-OTL	HOME, W-L-T-OTL	ROAD, W-L-T-OTL
1992-93	.10-70-4	9-29-4	1-41-0
1993-94	.14-61-9	8-30-4	6-31-5
1994-95	.5-16-3	4-18-2	9-34-5
1995-96	.18-59-5	8-28-5	10-31-0
1996-97	.31-36-15	16-17-8	15-19-7
1997-98	.34-33-15	18-16-7	16-17-8
1998-99	.44-23-15	22-11-8	22-12-7
1999-00	.41-28-11-2	24-10-5-2	17-18-6-0
2000-01	.48-21-9-4	26-7-5-3	22-14-4-1
2001-02	.39-27-9-7	21-13-3-4	18-14-6-3
2002-03	.52-21-8-1	28-9-3-1	24-12-5-0
2003-04	.43-23-10-6	23-8-5-5	20-15-5-1
2004-05	NHL SEASON	SEASON	LOCKOUT
2005-06	.52-21-9	29-9-3	23-12-6
2006-07	.48-25-9	25-13-3	23-12-6
2007-08	.43-31-8	22-15-4	21-16-4
2008-09	.36-35-11	22-12-7	14-23-4
2009-10	.44-32-6	26-11-4	18-21-2
2010-11	.32-40-10	16-20-5	16-20-5
2011-12	.41-31-10	20-17-4	21-14-6
2012-13	.25-17-6	15-6-3	10-11-3
2013-14	.37-31-14	18-17-6	19-4-8
2014-15	.43-26-13	23-13-5	20-13-8
2015-16	.38-35-9	21-14-6	17-21-3
2016-17	.44-28-10	22-11-8	22-17-2
2017-18	.28-43-11	16-19-6	12-24-5
2018-19	.29-47-6	18-19-2	11-28-2
TOTALS	.923-878-115-152	501-390-60-83	.422-488-55-69

Games could not result in a tie after the 2003-04 Season

NEW YORK ISLANDERS SEASON-BY-SEASON RECORD VS. OTTAWA (SINCE 1992-93)

SEASON	OVERALL, W-L-T-OTL	HOME, W-L-T-OTL	ROAD, W-L-T-OTL
1992-93	2-1-0	1-1-0	1-0-0
1993-94	2-0-2	1-0-1	1-0-1
1994-95	0-3-1	0-1-1	0-2-0
1995-96	2-2-0	1-1-0	1-1-0
1996-97	0-2-2	0-1-1	0-1-1
1997-98	0-3-1	0-2-0	0-1-1
1998-99	0-4-0	0-2-0	0-2-0
1999-00	1-0-2-1	0-0-1-1	1-0-1-0
2000-01	0-4-0-0	0-2-0-0	0-2-0-0
2001-02	0-3-1-0	0-1-1-0	0-2-0-0
2002-03	1-2-1-0	0-1-1-0	1-1-0-0
2003-04	2-1-1-0	2-0-0-0	0-1-1-0
2004-05	NHL SEASON	SEASON	LOCKOUT
2005-06	0-4-0	0-2-0	0-2-0
2006-07	0-4-0	0-2-0	0-2-0
2007-08	2-2-0	1-1-0	1-1-0
2008-09	3-1-0	2-0-0	1-1-0
2009-10	1-1-2	1-1-0	0-0-2
2010-11	2-2-0	1-1-0	1-1-0
2011-12	1-3-0	0-2-0	1-1-0
2012-13	1-2-0	1-1-0	0-1-0
2013-14	2-1-0	0-1-0	2-0-0
2014-15	2-1-0	1-1-0	1-0-0
2015-16	2-0-1	1-0-0	1-0-1
2016-17	1-2-0	1-1-0	0-1-0
2017-18	2-1-0	0-1-0	2-0-0
2018-19	3-0-0	2-0-0	1-0-0
TOTALS	.32-49-11-4	16-26-6-1	16-23-5-3

OPPONENTS


IN THE PAST

STANLEY CUP PLAYOFFS

MEDIA INFORMATION



ALAIN VIGNEAULT



CLAUDE GIROUX

ALL-TIME: 105-132-26-7
LAST REG. WIN: 03/23/19, NYI 4 at PHI 2
LAST REG. LOSS: 03/09/19, NYI 2 vs PHI 5

OVERTIME RECORD: (W-L-T): 8-7-14
LAST OT DECISION: 11/24/17, NYI 5 vs. PHI 4
SHOOTOUT RECORD: 6-3
LAST SHOOTOUT: 11/3/16, NYI 2 vs. PHI 3

Records are based on W-L-T-OT

2019-20 MEETINGS

Oct. 27, 2019	Islanders vs Flyers	7:00 ET
Nov. 16, 2019	Islanders at Flyers	7:00 ET
Feb. 11, 2020	Islanders vs. Flyers	7:00 ET
March 24, 2020	Islanders at Flyers	7:00 ET

2018-19 SERIES (2-2-0, 4 PTS)

HOME:	RESULT	SCORE:	GWG	POWER PLAY	PENALTY KILL	GOALTENDERS:
March 03, 2019	Loss	NYI 1 PHI 4	T. Sanheim	0/2	1/1	Lehner/Elliott
March 09, 2019	Loss	NYI 5 PHI 2	S. Couturier	0/3	2/2	Greiss/Elliott
ROAD:	RESULT	SCORE:	GWG	POWER PLAY	PENALTY KILL	GOALTENDERS:
Oct. 27, 2018	Win	NYI 6 PHI 1	A. Beauvillier	1/3	3/3	Lehner/Neuvirth
March 23, 2019	Win	NYI 4 PHI 2	J. Bailey	0/5	1/2	Lehner/Hart

ALL-TIME FRANCHISE RECORDS

NEW YORK ISLANDERS HAT TRICKS (11):

PLAYER	DATE	LOCATION
Bob Nystrom	12/30/75	vs. PHI
Bob Nystrom	01/10/77	vs. PHI
Mike Bossy (4)	04/07/79	vs. PHI
Bryan Trottier	01/07/82	at PHI
Bryan Trottier (5)	02/13/82	vs. PHI
Mats Hallin	03/19/83	vs. PHI
Mike Bossy	11/29/86	vs. PHI
Pat LaFontaine	10/27/90	vs. PHI
Zigmund Palffy	01/28/98	vs. PHI
Jason Blake	11/26/05	at PHI
Jason Blake	02/27/07	vs. PHI

NEW YORK ISLANDERS SHUTOUTS (9)

PLAYER	DATE	LOCATION
Glenn Resch	10/23/75	vs. PHI
Glenn Resch	10/07/76	at PHI
Kelly Hrudehy	10/15/87	at PHI
Ron Hextall	02/25/94	vs. PHI
Garth Snow	12/06/01	at PHI
Garth Snow	02/12/02	at PHI
Rick DiPietro	02/07/07	at PHI
Evgeni Nabokov	02/07/12	at PHI
Jaroslav Halak	11/24/14	vs. PHI

NEW YORK ISLANDERS PENALTY SHOTS (4):

PLAYER/GOALIE	DATE	OUTCOME
Benoit Hogue/Ron Hextall	01/24/95 vs. PHI	Scored
Robert Nilsson/Antero Nittymaki	03/04/06 vs. PHI	Failed
Frans Nielsen/Sergei Bobrovsky	10/30/10 at PHI	Scored
Michael Grabner/Sergei Bobrovsky	01/12/12 vs. PHI	Failed

CLUB INFORMATION

Founded: 1967
 Home Arena: Wells Fargo Center (19,605)
 Address: 3601 South Broad Street, Philadelphia, PA 19148
 Phone: 215-465-4500
 Fax: 215-218-7837
 Web Site: www.flyers.nhl.com
 Stanley Cups: 2 (1974, '75)
 President of Hockey Operations and General Manager: Chuck Fletcher
 Head Coach: Alain Vigneault
 Assistant Coaches: Michel Therrien, Mike Yeo, Ian Laperriere
 Sr. Director of Communications: Zack Hill
 Director of Public Relations: Joe Siville
 Manager of Broadcasting & Media Services Brian Smith
 2018-19 Record: 37-37-8 (82 pts)
 2018-19 Finish: 6th in Metropolitan, 11th in Eastern Conference, 22nd in NHL
 2019 Playoffs: Did Not Qualify

BROADCAST TEAMS

Television Play-by-Play: Jim Jackson
 Television Color Analyst: Keith Jones/Bill Clement
 Radio Play-by-Play: Tim Saunders
 Radio Color Analyst: Steve Coates

PHILADELPHIA FLYERS HAT TRICKS (14):

PLAYER	DATE	LOCATION
Rick MacLeish (4)	02/13/73	at PHI
Dave Poulin	01/21/84	at PHI
Ilkka Sinisalo	02/05/85	vs. PHI
Brian Propp	03/05/85	vs. PHI
Tim Kerr	12/18/86	at PHI
Dave Poulin	12/18/86	at PHI
Brian Propp	04/05/87	at PHI
Steve Duchesne	12/19/91	at PHI
Josef Beranek	02/02/95	at PHI
Eric Lindros	12/11/97	at PHI
Mike Richards	02/08/06	at PHI
Scott Hartnell	01/19/08	vs. PHI
James Van Riemsdyk	03/26/11	vs. PHI
Vincent Lecavalier	10/26/13	vs. PHI

PHILADELPHIA FLYERS SHUTOUTS (16)

PLAYER	DATE	LOCATION
Bernie Parent	10/13/73	vs. PHI
Bernie Parent	12/16/73	at PHI
Bernie Parent	04/04/74	at PHI
Bob Froese	01/22/83	vs. PHI
Bob Froese	02/27/83	at PHI
Pelle Lindbergh	04/04/85	at PHI
Dominic Roussel	05/02/95	vs. PHI
Dominic Roussel	10/14/95	vs. PHI
Garth Snow	12/19/96	at PHI
John Vanbiesbrouck	01/07/99	at PHI
Roman Cechmanek	02/01/01	at PHI
Roman Cechmanek	01/09/03	vs. PHI
Ilya Bryzgalov	02/07/12	at PHI
Ilya Bryzgalov	02/18/13	vs. PHI
Steve Mason	11/24/14	vs. PHI
Steve Mason	01/09/16	at PHI

PHILADELPHIA FLYERS PENALTY SHOTS (3)

PLAYER/GOALIE	DATE	OUTCOME
Rick MacLeish vs. Bill Smith	03/20/78 at PHI	Scored
Ron Sutter vs. Kelly Hrudehy	11/18/84 at PHI	Failed
Nolan Patrick vs. Thomas Greiss	11/24/17 at PHI	Failed

NEW YORK ISLANDERS VS PHILADELPHIA FLYERS

SEASON-BY-SEASON RECORD VS. NHL (SINCE 1972-73)

SEASON	OVERALL, W-L-T-OTL	HOME, W-L-T-OTL	ROAD, W-L-T-OTL
1972-73	37-30-11	27-8-4	10-22-7
1973-74	50-16-12	28-6-5	22-10-7
1974-75	51-18-11	32-6-2	19-12-9
1975-76	51-13-16	36-2-2	15-11-14
1976-77	48-16-16	33-6-1	15-10-15
1977-78	45-20-15	29-6-5	16-14-10
1978-79	40-25-15	26-10-4	14-15-11
1979-80	48-12-20	27-5-8	21-7-12
1980-81	41-24-15	23-9-8	18-15-7
1981-82	38-31-11	25-10-5	13-21-6
1982-83	49-23-8	29-8-3	20-15-5
1983-84	44-26-10	25-10-5	19-16-5
1984-85	53-20-7	32-4-4	21-16-3
1985-86	53-23-4	33-6-1	20-17-3
1986-87	46-26-8	29-9-2	17-17-6
1987-88	38-33-9	20-14-6	18-19-3
1988-89	36-36-8	22-15-3	14-21-5
1989-90	30-39-11	17-19-4	13-20-7
1990-91	33-37-10	18-16-6	15-21-4
1991-92	32-37-11	22-11-7	10-26-4
1992-93	36-37-11	23-14-5	13-23-6
1993-94	35-39-10	19-20-3	16-19-7
1994-95	28-16-4	16-7-1	12-9-3
1995-96	45-24-13	27-9-5	18-15-8
1996-97	45-24-13	23-12-6	22-12-7
1997-98	42-29-11	24-11-6	18-18-5
1998-99	37-26-19	21-9-11	16-17-8
1999-00	45-22-12-3	25-6-7-3	20-16-5-0
2000-01	43-25-11-3	26-11-4-0	17-14-7-3
2001-02	42-27-10-3	20-13-5-3	22-14-5-0
2002-03	45-20-13-4	21-10-8-2	24-10-5-2
2003-04	40-21-15-6	24-11-3-3	16-10-12-3
2004-05	NHL	SEASON	LOCKOUT
2005-06	45-26-11	22-13-6	23-13-5
2006-07	22-48-12	10-24-7	12-24-5
2007-08	42-29-11	21-14-6	21-15-5
2008-09	44-27-11	24-13-4	20-14-7
2009-10	41-35-6	24-14-3	17-21-3
2010-11	47-23-12	22-12-7	25-11-5
2011-12	47-26-9	22-13-6	25-13-3
2012-13	23-22-3	15-7-2	8-15-1
2013-14	42-30-10	24-14-3	18-16-7
2014-15	33-31-18	23-11-7	10-20-11
2015-16	41-27-14	23-10-8	18-17-6
2016-17	39-33-10	25-11-5	14-22-5
2017-18	42-26-14	22-13-6	20-13-8
2018-19	37-37-8	19-18-4	18-19-4
TOTALS	1,891-1,235-370-168	1,098-500-149-85	793-735-221-83

Games could not result in a tie after the 2003-04 Season

NEW YORK ISLANDERS SEASON-BY-SEASON RECORD VS. PHILADELPHIA (SINCE 1972-73)

SEASON	OVERALL, W-L-T-OTL	HOME, W-L-T-OTL	ROAD, W-L-T-OTL
1972-73	1-4-0	1-1-0	0-3-0
1973-74	0-5-0	0-3-0	0-2-0
1974-75	1-3-2	0-1-2	1-2-0
1975-76	4-2-0	3-0-0	1-2-0
1976-77	3-2-1	2-0-1	1-2-0
1977-78	2-1-3	1-0-2	1-1-1
1978-79	5-1-2	3-0-1	2-1-1
1979-80	2-2-0	1-1-0	1-1-0
1980-81	1-2-1	0-1-1	1-1-0
1981-82	6-1-1	4-0-0	2-1-1
1982-83	1-4-2	1-2-1	0-2-1
1983-84	4-3-0	2-1-0	2-2-0
1984-85	3-3-1	3-1-0	0-2-1
1985-86	4-3-0	3-0-0	1-3-0
1986-87	3-4-0	1-3-0	2-1-0
1987-88	3-3-1	1-2-0	2-1-1
1988-89	1-5-1	1-2-1	0-3-0
1989-90	1-4-2	1-1-1	0-3-1
1990-91	2-4-1	2-2-0	0-2-1
1991-92	3-3-1	3-0-1	0-3-0
1992-93	7-2-0	5-0-0	2-2-0
1993-94	3-2-0	2-0-0	1-2-0
1994-95	2-2-0	1-1-0	1-1-0
1995-96	1-4-1	0-2-1	1-2-0
1996-97	3-1-1	2-0-1	1-1-0
1997-98	2-3-0	2-0-0	0-3-0
1998-99	2-1-2	2-0-1	0-1-1
1999-00	1-3-1-0	0-2-0-0	1-1-1-0
2000-01	1-4-0-0	1-2-0-0	0-2-0-0
2001-02	4-1-0-0	1-1-0-0	3-0-0-0
2002-03	1-3-1-0	0-3-0-0	1-0-1-0
2003-04	2-3-1-0	1-1-1-0	1-2-0-0
2004-05	NHL	SEASON	LOCKOUT
2005-06	2-6-0	1-3-0	1-3-0
2006-07	6-2-0	2-2-0	4-0-0
2007-08	1-6-1	1-2-1	0-4-0
2008-09	0-4-2	0-2-1	0-2-1
2009-10	1-5-0	1-2-0	0-3-0
2010-11	0-5-1	0-3-0	0-2-1
2011-12	2-3-1	0-2-1	2-1-0
2012-13	2-2-0	1-1-0	1-1-0
2013-14	1-3-0	1-1-0	0-2-0
2014-15	3-1-0	2-0-0	1-1-0
2015-16	2-3-0	1-2-0	1-1-0
2016-17	1-1-2	0-0-2	1-1-0
2017-18	3-1-0	2-0-0	1-1-0
2018-19	2-2-0	0-2-0	2-0-0
TOTALS	105-132-26-7	62-55-15-5	43-77-11-2

OPPONENTS


IN THE PAST

STANLEY CUP PLAYOFFS

MEDIA INFORMATION



MIKE SULLIVAN



SIDNEY CROSBY

ALL-TIME: 109-104-22-17
LAST REG. WIN: 10/30/18 NYI 6 at PIT 3
LAST REG. LOSS: 12/06/18, NYI 2 at PIT 6

OVERTIME RECORD: (W-L-T): 3-13-10
LAST OT DECISION: 3/3/18, NYI 2 at PIT 3
SHOOTOUT RECORD: 9-6
LAST SHOOTOUT: 12/10/18, NYI 1 vs PIT 2

Records are based on W-L-T-OT

2019-20 MEETINGS

Nov. 07, 2019	Islanders vs Penguins	7:00 ET
Nov. 19, 2019	Islanders at Penguins	7:00 ET
Nov. 21, 2019	Islanders vs Penguins	7:00 ET
March 15, 2020	Islanders at Penguins	6:00 ET

2018-19 SERIES (2-1-1, 5 PTS)

HOME:	RESULT	SCORE:	GWG	POWER PLAY	PENALTY KILL	GOALTENDERS:
Nov. 01, 2018	SO Win	NYI 3 PIT 2	J. Bailey	0/2	2/4	Greiss/Murray
Dec. 10 2018	SO Loss	NYI 1 PIT 2	J. Guentzel	0/4	4/4	Lehner/DeSmith
ROAD:	RESULT	SCORE:	GWG	POWER PLAY	PENALTY KILL	GOALTENDERS:
Oct. 30, 2018	Win	NYI 6 PIT 3	J. Eberle	1/4	3/3	Lehner/Murray
Dec. 06, 2018	Loss	NYI 2 PIT 6	R. Sheahan	0/2	2/3	Greiss/DeSmith

ALL-TIME FRANCHISE RECORDS

NEW YORK ISLANDERS HAT TRICKS (12):

PLAYER	DATE	LOCATION
Mike Bossy (4)	01/13/81	vs. PIT
Butch Goring	10/14/82	vs. PIT
Bryan Trottier	11/11/83	at PIT
Pat LaFontaine	02/06/90	at PIT
Derek King	02/06/90	at PIT
Patrick Flatley	12/23/90	at PIT
Derek King	10/15/91	vs. PIT
Pierre Turgeon	02/20/93	vs. PIT
Zigmund Palffy	04/17/99	at PIT
Dave Scatchard	01/07/03	vs. PIT
Miroslav Satan	02/04/06	at PIT
Kyle Okposo (4)	01/16/15	vs. PIT

NEW YORK ISLANDERS SHUTOUTS (4)

PLAYER	DATE	LOCATION
Glenn Resch	03/02/80	at PIT
Billy Smith	10/14/82	vs. PIT
Kelly Hrudey	02/02/85	at PIT
Kelly Hrudey	01/09/86	vs. PIT

NEW YORK ISLANDERS PENALTY SHOTS (8):

PLAYER/GOALIE	DATE	OUTCOME
Ralph Stewart/Andy Brown	03/05/74 vs. PIT	Failed
Bob Bourne/Dennis Herron	02/17/83 vs. PIT	Failed
Alan Kerr/Pat Riggin	02/26/87 vs. PIT	Failed
Tim Connolly/Jean-Sebastien Aubin	03/21/00 vs. PIT	Scored
Sean Bergenheim/Sebastien Caron	03/31/06 vs. PIT	Failed
Miroslav Satan/Marc-Andre Fleury	04/17/06 at PIT	Failed
Kyle Okposo/Brent Johnson	01/19/10 vs. PIT	Failed
Michael Grabner/Brent Johnson	02/11/11 vs. PIT	Failed

CLUB INFORMATION

Founded: 1967
 Home Arena: PPG Paints Arena (18,387)
 Address: 1001 Fifth Avenue, Pittsburgh, PA 15219
 Phone: 412-642-1300
 Fax: 412-255-1980
 Web Site: www.penguins.nhl.com
 Stanley Cups: 5 (1991, '92, 2009, '16, '17)
 Co-Owner/Chairman: Mario Lemieux
 Co-Owner: Ron Burkle
 Executive Vice President & General Manager: Jim Rutherford
 Head Coach: Mike Sullivan
 Assistant Coaches: Sergei Gonchar, Jacques Martin, Mark Recchi
 Senior Director of Communications: Jennifer Bullano Ridgley
 Manager of Communications: Evan Schall
 2018-19 Record: 44-26-12 (100 pts)
 2018-19 Finish: 3rd in Metropolitan, 6th in Eastern Conference, 9th in NHL
 2019 Playoffs: 0-4, Lost in the Eastern Conference First Round (NYI)

BROADCAST TEAMS

Television Play-by-Play: Steve Mears
 Television Color Analyst: Bob Errey
 Radio Play-by-Play: Mike Lange/Josh Getzoff
 Radio Color Analyst: Phil Bourque

PITTSBURGH PENGUINS HAT TRICKS (17):

PLAYER	DATE	LOCATION
Syl Apps	12/13/72	at PIT
Mike Bullard	12/26/84	at PIT
Mario Lemieux	01/10/89	at PIT
Mario Lemieux	10/15/91	vs. PIT
Bob Errey	10/17/91	at PIT
Joe Mullen (4)	12/23/91	vs. PIT
Mario Lemieux	10/26/95	vs. PIT
Ron Francis	12/29/97	at PIT
Jaromir Jagr	12/30/99	at PIT
Alex Kovalev	11/14/01	at PIT
Ryan Malone	12/15/06	at PIT
Ryan Malone	02/19/07	vs. PIT
Evgeni Malkin	11/26/08	vs. PIT
Petr Sykora	12/11/08	at PIT
Pascal Dupuis	12/11/08	at PIT
Evgeni Malkin	01/19/10	at PIT
Chris Kunitz	03/10/13	at PIT

PITTSBURGH PENGUINS SHUTOUTS (14)

PLAYER	DATE	LOCATION
Denis Herron	10/17/72	vs. PIT
Jim Rutherford	02/20/73	vs. PIT
Rob Holland	03/02/80	at PIT
Tom Barrasso	11/03/92	at PIT
Peter Skudra	12/21/99	vs. PIT
Sabastien Caron	03/31/06	vs. PIT
Marc-Andre Fleury	02/25/09	at PIT
Marc-Andre Fleury	01/25/11	at PIT
Marc-Andre Fleury/Brent Johnson	02/02/11	at PIT
Marc-Andre Fleury	10/25/11	vs. PIT
Marc-Andre Fleury	11/25/11	at PIT
Thomas Vokoun	03/30/13	at PIT
Matt Murray	04/02/16	vs. PIT
Tristan Jarry	01/05/18	vs PIT

PITTSBURGH PENGUINS PENALTY SHOTS (4)

PLAYER/GOALIE	DATE	OUTCOME
Ross Lonsberry/Glenn Resch	12/05/78 vs. PIT	Failed
Mario Lemieux/Kelly Hrudey	01/19/88 vs. PIT	Scored
Evgeni Malkin/Rick DiPietro	03/22/07 vs. PIT	Failed
Kris Letang/Rick DiPietro	12/29/10 vs. PIT	Failed

NEW YORK ISLANDERS VS PITTSBURGH PENGUINS

SEASON-BY-SEASON RECORD VS. NHL (SINCE 1972-73)

SEASON	OVERALL, W-L-T-OTL	HOME, W-L-T-OTL	ROAD, W-L-T-OTL
1972-73	.32-37-9	.24-11-4	.8-26-5
1973-74	.28-41-9	.15-18-6	.13-23-3
1974-75	.37-28-15	.25-5-10	.12-23-5
1975-76	.35-33-12	.23-11-6	.12-22-6
1976-77	.34-33-12	.22-12-6	.12-21-6
1977-78	.25-37-18	.16-15-9	.9-22-9
1978-79	.36-31-13	.23-12-5	.13-19-8
1979-80	.30-37-13	.20-13-7	.10-24-6
1980-81	.30-37-13	.21-16-3	.9-21-10
1981-82	.31-36-13	.21-11-8	.10-25-5
1982-83	.18-53-9	.14-22-4	.4-31-5
1983-84	.16-58-6	.7-29-4	.9-29-2
1984-85	.24-51-5	.17-20-3	.7-31-2
1985-86	.34-38-8	.20-15-5	.14-23-3
1986-87	.30-38-12	.19-15-6	.11-23-6
1987-88	.36-35-9	.22-12-6	.14-23-3
1988-89	.40-33-7	.24-13-3	.16-20-4
1989-90	.32-40-8	.22-15-3	.10-25-5
1990-91	.41-33-6	.25-12-3	.16-21-3
1991-92	.39-32-9	.21-13-6	.18-19-3
1992-93	.56-21-7	.32-6-4	.24-15-3
1993-94	.44-27-13	.25-9-8	.19-18-5
1994-95	.29-16-3	.18-5-1	.11-11-2
1995-96	.49-29-4	.32-9-0	.17-20-4
1996-97	.38-36-8	.25-11-5	.13-25-3
1997-98	.40-24-18	.21-10-10	.19-14-8
1998-99	.38-30-14	.21-10-10	.17-20-4
1999-00	.37-31-8-6	.23-11-7-0	.14-20-1-6
2000-01	.42-28-9-3	.24-15-2-0	.18-13-7-3
2001-02	.28-41-8-5	.16-20-4-1	.12-21-4-4
2002-03	.27-44-6-5	.15-22-2-2	.12-22-4-3
2003-04	.23-47-8-4	.13-22-6-0	.10-25-2-4
2004-05	.NHL	.SEASON	.LOCKOUT
2005-06	.22-46-14	.12-21-8	.10-25-6
2006-07	.47-24-11	.26-10-5	.21-14-6
2007-08	.47-27-8	.26-10-5	.21-17-3
2008-09	.45-28-9	.25-13-3	.20-15-6
2009-10	.47-28-7	.25-12-4	.22-16-3
2010-11	.49-25-8	.25-14-2	.24-11-6
2011-12	.51-25-6	.29-10-2	.22-15-4
2012-13	.36-12-0	.18-6-0	.18-6-0
2013-14	.51-24-7	.28-9-4	.23-15-3
2014-15	.43-27-12	.23-14-4	.20-13-8
2015-16	.48-26-8	.26-11-4	.22-15-4
2016-17	.50-21-11	.31-6-4	.19-15-7
2017-18	.47-29-6	.30-9-2	.17-20-4
2018-19	.44-26-12	.23-14-4	.21-12-8
TOTALS	1,706-1,503-312-142	1,013-599-166-54	693-904-147-88

Games could not result in a tie after the 2003-04 Season

NEW YORK ISLANDERS SEASON-BY-SEASON RECORD VS. PITTSBURGH (SINCE 1972-73)

SEASON	OVERALL, W-L-T-OTL	HOME, W-L-T-OTL	ROAD, W-L-T-OTL
1972-73	0-4-1	0-2-0	0-2-1
1973-74	1-2-2	1-2-0	0-0-2
1974-75	2-2-0	2-0-0	0-2-0
1975-76	2-1-1	1-0-1	1-1-0
1976-77	2-2-0	1-1-0	1-1-0
1977-78	2-1-1	2-0-0	0-1-1
1978-79	1-0-3	0-0-2	1-0-1
1979-80	0-1-3	0-1-1	0-0-2
1980-81	1-2-1	1-0-1	0-2-0
1981-82	6-2-0	4-0-0	2-2-0
1982-83	5-2-0	3-1-0	2-1-0
1983-84	6-1-0	2-1-0	4-0-0
1984-85	5-2-0	4-0-0	1-2-0
1985-86	5-1-1	3-0-0	2-1-1
1986-87	5-0-2	3-0-1	2-0-1
1987-88	2-4-1	1-2-0	1-2-1
1988-89	2-4-1	2-1-1	0-3-0
1989-90	3-3-1	2-0-1	1-3-0
1990-91	2-5-0	1-3-0	1-2-0
1991-92	1-5-1	0-3-0	1-2-1
1992-93	3-4-0	1-2-0	2-2-0
1993-94	2-2-0	0-2-0	2-0-0
1994-95	1-3-0	1-1-0	0-2-0
1995-96	1-3-0	0-2-0	1-1-0
1996-97	2-2-0	1-1-0	1-1-0
1997-98	2-2-0	1-1-0	1-1-0
1998-99	3-2-0	1-1-0	2-1-0
1999-00	1-4-0-0	1-2-0-0	0-2-0-0
2000-01	3-2-0-0	2-0-0-0	1-2-0-0
2001-02	2-1-1-1	1-1-0-1	1-0-1-0
2002-03	4-0-0-1	2-0-0-0	2-0-0-1
2003-04	3-0-2-1	2-0-0-1	1-0-2-0
2004-05	.NHL	.SEASON	.LOCKOUT
2005-06	4-3-1	2-2-0	2-1-1
2006-07	4-3-1	3-0-1	1-3-0
2007-08	3-5-0	2-2-0	1-3-0
2008-09	1-4-1	1-1-1	0-3-0
2009-10	1-3-2	1-0-2	0-3-0
2010-11	2-2-2	2-0-1	0-2-1
2011-12	2-3-1	1-2-0	1-1-1
2012-13	1-4-0	0-2-0	1-2-0
2013-14	1-2-1	0-1-1	1-1-0
2014-15	4-1-0	2-0-0	2-1-0
2015-16	1-2-1	1-1-0	0-1-1
2016-17	2-1-1	1-0-1	1-1-0
2017-18	1-1-2	1-1-0	0-0-2
2018-19	2-1-1	1-0-1	1-1-0
TOTALS	109-104-22-17	64-42-8-10	45-62-14-7

OPPONENTS

IN THE PAST

STANLEY CUP PLAYOFFS

MEDIA INFORMATION



PETER DEBOER



LOGAN COUTURE

ALL-TIME: 19-17-3-2
LAST REG. WIN: 10/08/18, NYI 4vs SJS 0
LAST REG. LOSS: 10/20/18, NYI 1 at SJS 4

OVERTIME RECORD: (W-L-T): 1-2-3
LAST OT DECISION: 10/29/12, NYI 2 vs. SJS 3
SHOOTOUT RECORD: 2-1
LAST SHOOTOUT: 10/16/14, NYI 4 vs. SJS 3

Records are based on W-L-T-OT

2019-20 MEETINGS

Nov. 23, 2019	Islanders at Sharks	10:30 ET
Feb. 23, 2020	Islanders vs Sharks	5:00 ET

2018-19 SERIES (1-1-0, 2 PTS)

HOME:	RESULT	SCORE:	GWG	POWER PLAY	PENALTY KILL	GOALTENDERS:
Oct. 08, 2018	Win	NYI 4 SJS 0	A. Lee	1/4	4/4	Lehner/Jones
ROAD:	RESULT	SCORE:	GWG	POWER PLAY	PENALTY KILL	GOALTENDERS:
Oct. 20, 2018	Loss	NYI 1 SJS 4	J. Donskoi	0/1	2/2	Lehner/Jones

ALL-TIME FRANCHISE RECORDS

NEW YORK ISLANDERS HAT TRICKS (2):

PLAYER	DATE	LOCATION
Patrick Flatley	02/01/94	vs. SJS
Zigmund Palffy	10/16/97	at SJS

NEW YORK ISLANDERS SHUTOUTS (4)

PLAYER	DATE	LOCATION
Glenn Healy	03/16/93	at SJS
Tommy Salo	12/15/98	at SJS
Garth Snow	02/19/03	at SJS
Robin Lehner	10/08/18	vs SJS

NEW YORK ISLANDERS PENALTY SHOTS (1):

PLAYER	DATE	OUTCOME
Mikhail Grabovskir/Alex Stalock	10/17/15 vs. SJS	Failed

CLUB INFORMATION

Founded: 1991
 Home Arena: SAP Center at San Jose (17,562)
 Address: 525 W. Santa Clara Street, San Jose, CA 95113
 Phone: 408-287-7070
 Fax: 408-999-5797
 Web Site: www.sharks.nhl.com
 Stanley Cups: none
 General Manager: Doug Wilson
 Head Coach: Peter DeBoer
 Assistant Coaches: Steve Spott, Johan Hedberg,
 Bob Boughner, Dave Barr
 Vice President, Media Relations and Broadcast: Scott Emmert
 Media Relations Manager: Ben Guerrero
 Team Services Senior Manager: Ryan Stenn
 2018-19 Record: 46-27-9 (101 pts)
 2018-19 Finish: 2nd in Pacific, 2nd in Western Conference, 6th in NHL
 2019 Playoffs: 10-10, Lost in Western Conference Final (STL)

BROADCAST TEAMS

Television Play-by-Play: Randy Hahn
 Television Color Analyst: Jamie Baker
 Radio Play-by-Play: Dan Rusanowsky
 Radio Color Analyst: Bret Hedican

SAN JOSE SHARKS HAT TRICKS (1):

PLAYER	DATE	LOCATION
Logan Couture	10/21/17	vs. SJS

SAN JOSE SHARKS SHUTOUTS (2)

PLAYER	DATE	LOCATION
Evgeni Nabokov	11/11/00	vs. SJS
Evgeni Nabokov	10/07/06	at SJS

SAN JOSE SHARKS PENALTY SHOTS (1)

PLAYER	DATE	OUTCOME
Joe Thornton/ Thomas Greiss	11/25/16	Failed

NEW YORK ISLANDERS VS SAN JOSE SHARKS

SEASON-BY-SEASON RECORD VS. NHL (SINCE 1991-92)

SEASON	OVERALL, W-L-T-OTL	HOME, W-L-T-OTL	ROAD, W-L-T-OTL
1991-92	17-58-5	14-23-3	3-35-2
1992-93	11-71-2	8-33-1	3-38-1
1993-94	33-35-16	19-13-10	14-22-6
1994-95	19-25-4	10-13-1	9-12-3
1995-96	20-55-7	12-26-3	8-29-4
1996-97	27-47-8	14-23-4	13-24-4
1997-98	34-38-10	17-19-5	17-19-5
1998-99	31-33-18	17-15-9	14-18-9
1999-00	35-30-10-7	21-14-3-3	14-16-7-4
2000-01	40-27-12-3	22-14-4-1	18-13-8-2
2001-02	44-27-8-3	25-11-3-2	19-16-5-1
2002-03	28-37-9-8	17-16-5-3	11-21-4-5
2003-04	43-21-12-6	24-8-7-2	19-13-5-4
2004-05	NHL	SEASON	LOCKOUT
2005-06	44-27-11	25-9-7	19-18-4
2006-07	51-26-5	25-12-4	26-14-1
2007-08	49-23-10	22-13-6	27-10-4
2008-09	53-18-11	32-5-4	21-13-7
2009-10	51-20-11	27-6-8	24-14-3
2010-11	48-25-9	25-11-5	23-14-4
2011-12	43-29-10	26-12-3	17-17-7
2012-13	25-16-7	17-2-5	8-14-2
2013-14	51-22-9	29-7-5	22-15-4
2014-15	40-33-9	19-17-5	21-16-4
2015-16	46-30-6	18-20-3	28-10-3
2016-17	46-29-7	26-11-4	20-18-3
2017-18	45-27-10	25-13-3	20-14-7
2018-19	46-27-9	25-11-5	21-16-4
TOTALS	1020-856-121-151	561-377-58-78	459-479-63-73

Games could not result in a tie after the 2003-04 Season

NEW YORK ISLANDERS SEASON-BY-SEASON RECORD VS. SAN JOSE (SINCE 1991-92)

SEASON	OVERALL, W-L-T-OTL	HOME, W-L-T-OTL	ROAD, W-L-T-OTL
1991-92	2-1-0	2-0-0	0-1-0
1992-93	2-0-0	1-0-0	1-0-0
1993-94	1-1-0	1-0-0	0-1-0
1994-95	---	---	---
1995-96	2-0-0	1-0-0	1-0-0
1996-97	0-0-2	0-0-1	0-0-1
1997-98	1-1-0	0-1-0	1-0-0
1998-99	1-1-0	0-1-0	1-0-0
1999-00	1-1-0-0	0-1-0-0	1-0-0-0
2000-01	0-2-0-0	0-1-0-0	0-1-0-0
2001-02	0-1-1-0	0-0-1-0	0-1-0-0
2002-03	1-0-0-0	---	1-0-0-0
2003-04	0-1-0-0	---	0-1-0-0
2004-05	NHL	SEASON	LOCKOUT
2005-06	---	---	---
2006-07	0-1-0	---	0-1-0
2007-08	1-0-0	1-0-0	---
2008-09	0-1-0	---	0-1-0
2009-10	0-1-0	0-1-0	---
2010-11	0-0-1	---	0-0-1
2011-12	0-0-1	0-0-1	---
2012-13	---	---	---
2013-14	1-1-0	0-1-0	1-0-0
2014-15	1-1-0	1-0-0	0-1-0
2015-16	2-0-0	1-0-0	1-0-0
2016-17	0-2-0	0-1-0	0-1-0
2017-18	2-0-0	1-0-0	1-0-0
2018-19	1-1-0	1-0-0	0-1-0
TOTALS	19-17-3-2	10-7-2-1	9-10-1-1

OPPONENTS

IN THE PAST

STANLEY CUP PLAYOFFS

MEDIA INFORMATION



CRAIG BERUBE



ALEX PIETRANGELO

ALL-TIME: 54-36-20-5
LAST REG. WIN: 01/05/19, NYI 4 at STL 3
LAST REG. LOSS: 3/11/17, NYI 3 at STL 4

OVERTIME RECORD: (W-L-T): 5-2-9
LAST OT DECISION: 01/15/19, NYI 2 at STL 1
SHOOTOUT RECORD: 1-3
LAST SHOOTOUT: 10/9/17, NYI 2 vs. STL 3

Records are based on W-L-T-OT

2019-20 MEETING

Oct. 14, 2019	Islanders vs Blues	1:00 ET
Feb. 27, 2020	Islanders at Blues	8:00 ET

2018-19 SERIES (2-0-0, 4 PTS)

HOME:	RESULT	SCORE:	GWG	POWER PLAY	PENALTY KILL	GOALTENDERS:
Jan. 15, 2019	OT Win	NYI 2 STL 1	V. Filppula	0/3	3/3	Lehner/Binnington
ROAD:	RESULT	SCORE:	GWG	POWER PLAY	PENALTY KILL	GOALTENDERS:
Jan. 05, 2019	Win	NYI 4 STL 3	A. Lee	0/2	5/5	Lehner/Allen

ALL-TIME FRANCHISE RECORDS

NEW YORK ISLANDERS HAT TRICKS (8):

PLAYER	DATE	LOCATION
Ralph Stewart	12/22/73	at STL
Garry Howatt	12/20/75	at STL
Mike Bossy	12/07/78	vs. STL
Mike Bossy	11/18/80	at STL
Bryan Trottier	03/24/81	at STL
Bryan Trottier	11/26/81	vs. STL
Brent Sutter	11/29/83	at STL
Ray Ferraro	12/10/91	vs. STL

NEW YORK ISLANDERS SHUTOUTS (5)

PLAYER	DATE	LOCATION
Glenn Resch	02/25/75	vs. STL
Glenn Resch	03/09/76	vs. STL
Billy Smith	01/19/78	at STL
Billy Smith	03/01/88	vs. STL
Tommy Salo	10/17/98	at STL

NEW YORK ISLANDERS PENALTY SHOTS (0):

PLAYER	DATE	OUTCOME
--------	------	---------

CLUB INFORMATION

Founded: 1967
 Home Arena: Enterprise Center (19,150)
 Address: 1401 Clark Ave at Brett Hull Way, St. Louis, MO 63103
 Phone: 314-622-2500
 Fax: 314-622-2533
 Web Site: www.blues.nhl.com
 Stanley Cups: 2019
 President of Hockey Operations and General Manager: Doug Armstrong
 Head Coach: Craig Berube
 Assistant Coaches: Mike Van Ryn, Steve Ott, Marc Savard
 Senior Vice President, Marketing and Public Relations Mike Caruso
 Senior Director of Media Relations and Team Services: Rich Jankowski
 Assistant Director of Media Relations: Dan O'Neill
 2018-19 Record: 44-32-6 (94 PTS)
 2018-19 Finish: 3rd in Central, 5th in Western Conference, 12th in NHL
 2019 Playoffs: 16-10, Won Stanley Cup

BROADCAST TEAMS

Television Play-by-Play: John Kelly
 Television Color Analyst: Darren Pang, Bernie Federko
 Radio Play-by-Play: Chris Kerber
 Radio Color Analyst: Joey Vitale

ST. LOUIS BLUES HAT TRICKS (5):

PLAYER	DATE	LOCATION
Pierre Plante	12/17/74	at STL
Bernie Federko	11/29/83	at STL
Brett Hull	12/10/91	vs. STL
Brett Hull	12/21/91	at STL
Geoff Courtnall	11/11/95	vs. STL

ST. LOUIS BLUES SHUTOUTS (6)

PLAYER	DATE	LOCATION
Wayne Stephenson	11/17/73	at STL
Rick Heinz	03/08/83	at STL
Greg Millen	03/25/86	vs. STL
Greg Millen	12/01/88	at STL
Greg Millen	02/11/89	at STL
Vince Riendeau	03/28/91	at STL

ST. LOUIS BLUES PENALTY SHOTS (1)

PLAYER/GOALIE	DATE	OUTCOME
Brett Hull/Glenn Healy	12/31/92 at STL	Failed

NEW YORK ISLANDERS VS ST. LOUIS BLUES

SEASON-BY-SEASON RECORD VS. NHL (SINCE 1972-73)

SEASON	OVERALL, W-L-T-OTL	HOME, W-L-T-OTL	ROAD, W-L-T-OTL
1972-73	32-34-12	21-11-7	11-23-5
1973-74	26-40-12	16-16-7	10-24-5
1974-75	35-31-14	23-13-4	12-18-10
1975-76	29-37-14	20-12-8	9-25-6
1976-77	32-39-9	22-13-5	10-26-4
1977-78	20-47-13	12-20-8	8-27-5
1978-79	18-50-12	14-20-6	4-30-6
1979-80	34-34-12	20-13-7	14-21-5
1980-81	45-18-17	29-7-4	16-11-13
1981-82	32-40-8	22-14-4	10-26-4
1982-83	25-40-15	16-16-8	9-24-7
1983-84	32-41-7	23-14-3	9-27-4
1984-85	37-31-12	21-12-7	16-19-5
1985-86	37-34-9	23-11-6	14-23-3
1986-87	32-33-15	21-12-7	11-21-8
1987-88	34-38-8	18-17-5	16-21-3
1988-89	33-35-12	22-11-7	11-24-5
1989-90	37-34-9	20-15-5	17-19-4
1990-91	47-22-11	24-9-7	23-13-4
1991-92	36-33-11	25-12-3	11-21-8
1992-93	37-36-11	22-13-7	15-23-4
1993-94	40-33-11	23-11-8	17-22-3
1994-95	28-15-5	16-6-2	12-9-3
1995-96	32-34-16	15-17-9	17-17-7
1996-97	36-35-11	17-20-4	19-15-7
1997-98	45-29-8	26-10-5	19-19-3
1998-99	37-32-13	18-17-6	19-15-7
1999-00	51-19-11-1	24-9-7-1	27-10-4-0
2000-01	43-22-12-5	28-5-5-3	15-17-7-2
2001-02	43-27-8-4	27-12-1-1	16-15-7-3
2002-03	41-24-11-6	23-11-4-3	18-13-7-3
2003-04	39-30-11-2	23-11-7-0	16-19-4-2
2004-05	NHL	SEASON	LOCKOUT
2005-06	21-46-15	12-23-6	9-23-9
2006-07	34-35-13	16-16-9	18-19-4
2007-08	33-36-13	20-15-6	13-21-7
2008-09	41-31-10	23-13-5	18-18-5
2009-10	40-32-10	18-18-5	22-14-5
2010-11	38-33-11	23-13-5	15-20-6
2011-12	49-22-11	30-6-5	19-16-6
2012-13	29-17-2	15-8-1	14-9-1
2013-14	52-23-7	28-9-4	24-14-3
2014-15	51-24-7	27-12-2	24-12-5
2015-16	49-24-9	24-13-4	25-11-5
2016-17	46-29-7	24-12-5	22-17-2
2017-18	44-32-6	24-17-0	20-15-6
2018-19	45-28-9	24-15-2	21-13-7
TOTALS	1,697-1,459-360-148	984-603-183-62	713-856-177-86

Games could not result in a tie after the 2003-04 Season

NEW YORK ISLANDERS SEASON-BY-SEASON RECORD VS. ST. LOUIS (SINCE 1972-73)

SEASON	OVERALL, W-L-T-OTL	HOME, W-L-T-OTL	ROAD, W-L-T-OTL
1972-73	1-3-1	1-1-1	0-2-0
1973-74	2-2-1	1-1-0	1-1-1
1974-75	2-2-1	2-0-1	0-2-0
1975-76	4-0-1	2-0-0	2-0-1
1976-77	3-1-1	3-0-0	0-1-1
1977-78	4-0-1	1-0-1	3-0-0
1978-79	3-0-2	3-0-0	0-0-2
1979-80	3-1-0	2-0-0	1-1-0
1980-81	2-0-2	0-0-2	2-0-0
1981-82	2-0-1	1-0-1	1-0-0
1982-83	2-1-0	1-0-0	1-1-0
1983-84	1-1-1	1-1-0	0-0-1
1984-85	3-0-0	1-0-0	2-0-0
1985-86	1-1-1	0-1-1	1-0-0
1986-87	1-1-1	0-0-1	1-1-0
1987-88	2-0-1	1-0-1	1-0-0
1988-89	1-2-0	1-0-0	0-2-0
1989-90	1-2-0	1-1-0	0-1-0
1990-91	0-3-0	0-1-0	0-2-0
1991-92	0-2-1	0-1-1	0-1-0
1992-93	1-2-0	0-1-0	1-1-0
1993-94	1-0-1	1-0-0	0-0-1
1994-95	---	---	---
1995-96	0-2-0	0-1-0	0-1-0
1996-97	0-1-1	0-1-0	0-0-1
1997-98	1-0-1	1-0-0	0-0-1
1998-99	1-0-1	0-0-1	1-0-0
1999-00	0-1-0-0	0-1-0-0	---
2000-01	1-0-0-0	---	1-0-0-0
2001-02	1-0-0-0	1-0-0-0	---
2002-03	1-1-0-0	0-1-0-0	1-0-0-0
2003-04	0-1-0-1	0-1-0-0	0-0-0-1
2004-05	NHL	SEASON	LOCKOUT
2005-06	1-0-0	---	1-0-0
2006-07	0-0-1	0-0-1	---
2007-08	---	---	---
2008-09	1-0-0	1-0-0	---
2009-10	0-1-1	0-0-1	0-1-0
2010-11	1-0-0	1-0-0	---
2011-12	0-1-0	---	0-1-0
2012-13	---	---	---
2013-14	0-1-1	0-0-1	0-1-0
2014-15	0-2-0	0-1-0	0-1-0
2015-16	2-0-0	1-0-0	1-0-0
2016-17	1-1-0	1-0-0	0-1-0
2017-18	1-0-1	0-0-1	1-0-0
2018-19	2-0-0	1-0-0	1-0-0
TOTALS	54-36-20-5	30-14-11-4	24-22-9-1

OPPONENTS

IN THE PAST

STANLEY CUP PLAYOFFS

MEDIA INFORMATION



JON COOPER



STEVEN STAMKOS

ALL-TIME: 47-43-3-7
LAST REG. WIN: 01/13/19, NYI 5 vs TBL 1
LAST REG. LOSS: 11/08/18, NYI 2 at TBL 4

OVERTIME RECORD: (W-L-T): 6-7-3
LAST OT DECISION: 12/22/10, NYI 2 vs. TBL 1
SHOOTOUT RECORD: 1-4
LAST SHOOTOUT: 02/01/19, NYI 0 vs TBL 1

Records are based on W-L-T-OT

2019-20 MEETINGS

Nov. 01, 2019	Islanders vs Lightning	7:00 ET
Dec. 09, 2019	Islanders at Lightning	7:00 ET
Feb. 08, 2020	Islanders at Lightning	7:00 ET

2018-19 SERIES (1-1-1, 3 PTS)

HOME:	RESULT	SCORE:	GWG	POWER PLAY	PENALTY KILL	GOALTENDERS:
Jan. 13, 2019	Win	NYI 5 TBL 1	C. Clutterbuck	1/1	3/3	Greiss/Vasilevskiy
Feb. 01, 2019	SO Loss	NYI 0 TBL 1	V. Hedman	0/4	1/1	Greiss/Vasilevskiy
ROAD:	RESULT	SCORE:	GWG	POWER PLAY	PENALTY KILL	GOALTENDERS:
Nov. 08, 2018	Loss	NYI 2 TBL 4	T. Johnson	0/5	4/4	Lehner/Vasilevskiy

ALL-TIME FRANCHISE RECORDS

NEW YORK ISLANDERS HAT TRICKS (1):

PLAYER	DATE	LOCATION
Dave Scatchard	02/11/03	vs. TBL

NEW YORK ISLANDERS SHUTOUTS (13)

PLAYER	DATE	LOCATION
Ron Hextall	04/13/94	at TBL
Tommy Salo	03/13/97	at TBL
Wade Flaherty	04/01/98	vs. TBL
Wade Flaherty	04/06/98	at TBL
Wade Flaherty	04/16/98	vs. TBL
Tommy Salo	10/14/98	at TBL
Kevin Weekes	01/22/00	vs. TBL
Chris Osgood	11/06/01	vs. TBL
Rick DiPietro	03/21/04	vs. TBL
Rick DiPietro	11/01/07	vs. TBL
Rick DiPietro	02/21/08	vs. TBL
Evgeni Nabokov	03/14/13	at TBL
Thomas Greiss	02/01/19	vs TBL

NEW YORK ISLANDERS PENALTY SHOTS (2):

PLAYER/GOALIE	DATE	OUTCOME
Pierre Turgeon/Pat Jablonski	11/07/92 vs. TBL	Scored
Robert Reichel/Zac Bierk	01/14/98 at TBL	Scored

CLUB INFORMATION

Founded:	1992
Home Arena:	Amalie Arena (19,092)
Address:	401 Channelside Drive, Tampa, FL 33602
Phone:	813-301-6500
Fax:	813-301-1480
Web Site:	www.lightning.nhl.com
Stanley Cups:	2004
Chairman and Governor:	Jeff Vinik
Vice President and General Manager:	Julien Brisebois
Head Coach:	Jon Cooper
Assistant Coaches:	Todd Richards, Jeff Halpern, Derek Lalonde
Executive Vice President, Communications:	Bill Wickett
Public Relations Director:	Brian Breseman
Public Relations Coordinator:	Trevor Van Knotsburg
2018-19 Record:	62-16-4 (128 pts)
2018-19 Finish:	1st in Atlantic, 1st in Eastern Conference, 1st in NHL
2019 Playoffs:	0-4, Lost in Eastern Conference First Round (CBJ)

BROADCAST TEAMS

Television Play-by-Play:	Rick Peckham
Television Color Analyst:	Brian Engblom
Radio Play-by-Play:	David Mishkin
Radio Color Analyst:	Phil Esposito

TAMPA BAY LIGHTNING HAT TRICKS (2):

PLAYER	DATE	LOCATION
Doug Crossman	11/07/92	vs. TBL
Vincent Lecavalier	03/11/08	at TBL

TAMPA BAY LIGHTNING SHUTOUTS (6)

PLAYER	DATE	LOCATION
Bill Ranford	12/29/98	at TBL
Kevin Weekes	03/03/01	vs. TBL
Mike McKenna	02/07/09	at TBL
Mike Smith	12/05/09	at TBL
Andrei Vasilevskiy	11/14/16	vs. TBL
Andrei Vasilevskiy	02/01/19	vs. TBL

TAMPA BAY LIGHTNING PENALTY SHOTS (4)

PLAYER/GOALIE	DATE	OUTCOME
Rob Zamuner/Tommy Salo	01/11/97 at TBL	Scored
Dan Kesa/Roberto Luongo	01/13/00 at TBL	Failed
Vincent Lecavalier/Garth Snow	01/02/06 vss TBL	Scored
Steven Stamkos/Thomas Greiss	11/28/15 at TBL	Failed

NEW YORK ISLANDERS VS TAMPA BAY LIGHTNING

SEASON-BY-SEASON RECORD VS. NHL (SINCE 1992-93)

SEASON	OVERALL, W-L-T-OTL	HOME, W-L-T-OTL	ROAD, W-L-T-OTL
1992-93	.23-54-7	12-27-3	11-27-4
1993-94	30-43-11	14-22-6	16-21-5
1994-95	17-28-3	10-14-0	7-14-3
1995-96	38-32-12	22-14-5	16-18-7
1996-97	32-40-10	15-18-8	17-22-2
1997-98	17-55-10	11-23-7	6-32-3
1998-99	19-54-9	12-25-4	7-29-5
1999-00	19-47-9-7	13-20-4-4	6-27-5-3
2000-01	24-47-6-5	17-19-3-2	7-28-3-3
2001-02	27-40-11-4	16-17-5-3	11-23-6-1
2002-03	36-25-16-5	22-9-7-3	14-16-9-2
2003-04	46-22-8-6	24-10-4-3	22-12-4-3
2004-05	NHL	SEASON	LOCKOUT
2005-06	43-33-6	25-14-2	18-19-4
2006-07	44-33-5	22-18-1	22-15-4
2007-08	31-42-9	20-18-3	11-24-6
2008-09	24-40-18	12-18-11	12-22-7
2009-10	34-36-12	21-14-6	13-22-6
2010-11	46-25-11	25-11-5	21-14-6
2011-12	38-36-8	25-14-2	13-22-6
2012-13	18-26-4	12-10-2	6-16-2
2013-14	46-27-9	25-10-6	21-17-3
2014-15	50-24-8	32-8-1	18-16-7
2015-16	46-31-5	25-13-3	21-18-2
2016-17	42-30-10	23-14-4	19-16-6
2017-18	54-23-5	29-10-2	25-13-3
2018-19	62-16-4	32-7-2	30-9-2
TOTALS	906-909-112-141	516-397-56-65	390-512-56-76

Games could not result in a tie after the 2003-04 Season

NEW YORK ISLANDERS SEASON-BY-SEASON RECORD VS. TAMPA BAY (SINCE 1992-93)

SEASON	OVERALL, W-L-T-OTL	HOME, W-L-T-OTL	ROAD, W-L-T-OTL
1992-93	1-1-0	0-1-0	1-0-0
1993-94	4-1-0	2-0-0	2-1-0
1994-95	0-4-0	0-2-0	0-2-0
1995-96	1-4-0	1-2-0	0-2-0
1996-97	1-4-1	0-3-0	1-1-1
1997-98	5-0-0	2-0-0	3-0-0
1998-99	1-2-1	0-1-1	1-1-0
1999-00	2-2-0-0	2-0-0-0	0-2-0-0
2000-01	1-1-1-1	1-1-0-0	0-0-1-1
2001-02	4-0-0-0	2-0-0-0	2-0-0-0
2002-03	2-2-0-0	1-1-0-0	1-1-0-0
2003-04	3-1-0-0	2-0-0-0	1-1-0-0
2004-05	NHL	SEASON	LOCKOUT
2005-06	0-3-1	0-1-1	0-2-0
2006-07	0-2-2	0-2-0	0-0-2
2007-08	3-1-0	2-0-0	1-1-0
2008-09	3-1-0	2-0-0	1-1-0
2009-10	1-3-0	1-1-0	0-2-0
2010-11	3-1-0	1-1-0	2-0-0
2011-12	2-2-0	2-0-0	0-2-0
2012-13	3-0-0	2-0-0	1-0-0
2013-14	1-0-2	0-0-1	1-0-1
2014-15	2-1-0	2-0-0	0-1-0
2015-16	2-1-0	1-0-0	1-1-0
2016-17	0-3-0	0-2-0	0-1-0
2017-18	1-2-0	0-1-0	1-1-0
2018-19	1-1-1	1-0-1	0-1-0
TOTALS	47-43-3-7	27-19-1-3	20-24-2-4

OPPONENTS


IN THE PAST

STANLEY CUP PLAYOFFS

MEDIA INFORMATION



MIKE BABCOCK



MORGAN REILLY

ALL-TIME: 77-65-7-8
LAST REG. WIN: 02/28/19, NYI 6 vs TOR 1
LAST REG. LOSS: 04/01/19, NYI 1 vs TOR 2

OVERTIME RECORD: (W-L-T): 7-7-2
LAST OT DECISION: 2/6/17, NYI 6 vs. TOR 5
SHOOTOUT RECORD: 3-3
LAST SHOOTOUT: 2/22/18, NYI 3 at TOR 4

Records are based on W-L-T-OT

2019-20 MEETINGS

Nov. 13, 2019	Islanders vs Maple Leafs	7:00 ET
Jan. 04, 2020	Islanders at Maple Leafs	7:00 ET
March 19, 2020	Islanders at Maple Leafs	7:00 ET

2018-19 SERIES (2-1-0, 4 PTS)

HOME:	RESULT	SCORE:	GWG	POWER PLAY	PENALTY KILL	GOALTENDERS:
Feb. 28, 2019	Win	NYI 6 TOR 1	A. Lee	0/1	2/2	Lehner/Sparks
April 01, 2019	Loss	NYI 1 TOR 2	J. Tavares	1/4	2/2	Lehner/Anderson
ROAD:	RESULT	SCORE:	GWG	POWER PLAY	PENALTY KILL	GOALTENDERS:
Dec. 29, 2018	Win	NYI 4 TOR 0	V. Filppula	1/3	2/2	Sparks/Lehner

ALL-TIME FRANCHISE RECORDS

NEW YORK ISLANDERS HAT TRICKS (8):

PLAYER	DATE	LOCATION
Denis Potvin	10/14/78	at TOR
Bryan Trottier	03/15/79	vs. TOR
John Tonelli (5)	01/06/81	vs. TOR
Mike Bossy	03/04/82	vs. TOR
Denis Potvin	03/04/82	vs. TOR
Pat LaFontaine	03/03/84	at TOR
Patrick Flatley (4)	11/06/85	at TOR
Mike Bossy	03/20/86	at TOR
Mathew Barzal	12/29/18	at TOR

NEW YORK ISLANDERS SHUTOUTS (3)

PLAYER	DATE	LOCATION
Billy Smith	11/22/74	vs. TOR
Tommy Salo	10/04/97	vs. TOR
Robin Lehner	12/29/18	at TOR

NEW YORK ISLANDERS PENALTY SHOTS (5):

PLAYER/GOALIE	DATE	OUTCOME
Brad Isbister/Glenn Healy	10/11/00 at TOR	Failed
Sean Bergenheim/Vesa Toskala	02/26/09 vs. TOR	Failed
Matt Martin/James Reimer	03/08/11 vs. TOR	Failed
Michael Grabner/James Reimer	02/28/13 vs. TOR	Failed
Jason Chimera/Frederik Andersen	02/14/17 at TOR	Scored

CLUB INFORMATION

Founded: 1917
 Home Arena: Scotiabank Arena (18,819)
 Address: 40 Bay Street, Suite 400, Toronto, ON M5X 2J2
 Phone: 416-815-5700
 Fax: 416-359-9331
 Web Site: www.mapleleafs.nhl.com
 Stanley Cups: 13 (1918, '22, '32, '42, '45, '47, '48, '49, '51, '62, '63, '64 '67)
 President & Alternate Governor: Brendan Shanahan
 General Manager: Kyle Dubas
 Head Coach: Mike Babcock
 Assistant Coaches: Paul McFarland, Dave Hakstol, Andrew Brewer
 Director, Media Relations: Steve Keogh
 Senior Manager, Media Relations: Scott McNaughton
 Coordinator, Media Relations: Chris Lund
 2018-19 Record: 46-28-8 (100 pts)
 2018-19 Finish: 3rd in Atlantic, 5th in Eastern Conference, 7th in NHL
 2019 Playoffs: 3-4, Lost in Eastern Conference First Round (BOS)

BROADCAST TEAMS

Television Play-by-Play: John Bartlett
 Television Color Analyst: Greg Millen
 Radio Play-by-Play: Joe Bowen
 Radio Analyst: Jim Ralph

TORONTO MAPLE LEAFS HAT TRICKS (3):

PLAYER	DATE	LOCATION
Paul Henderson	02/28/74	vs. TOR
Darryl Sittler	10/14/78	at TOR
Nazem Kadri	02/28/13	vs. TOR

TORONTO MAPLE LEAFS SHUTOUTS (4)

PLAYER	DATE	LOCATION
Marcel Cousineau	12/30/96	at TOR
Ed Belfour	01/20/04	at TOR
Jonas Gustavsson	01/23/12	at TOR
Frederik Andersen	01/31/18	at TOR

TORONTO MAPLE LEAFS PENALTY SHOTS (1)

PLAYER/GOALIE	DATE	OUTCOME
Mats Sundin/Garth Snow	02/25/03 at TOR	Failed

NEW YORK ISLANDERS VS TORONTO MAPLE LEAFS

SEASON-BY-SEASON RECORD VS. NHL (SINCE 1972-73)

SEASON	OVERALL, W-L-T-OTL	HOME, W-L-T-OTL	ROAD, W-L-T-OTL
1972-73	.27-41-10	.20-12-7	.7-29-3
1973-74	.35-27-16	.21-11-7	.14-16-9
1974-75	.31-33-16	.19-12-9	.12-21-7
1975-76	.34-31-15	.23-12-5	.11-19-10
1976-77	.33-32-15	.18-13-9	.15-19-6
1977-78	.41-29-10	.21-13-6	.20-16-4
1978-79	.34-33-13	.20-12-8	.14-21-5
1979-80	.35-40-5	.17-19-4	.18-21-1
1980-81	.28-37-15	.14-21-5	.14-16-10
1981-82	.20-44-16	.12-20-8	.8-24-8
1982-83	.28-40-12	.20-15-5	.8-25-7
1983-84	.26-45-9	.17-16-7	.9-29-2
1984-85	.20-52-8	.10-28-2	.10-24-6
1985-86	.25-48-7	.16-21-3	.9-27-4
1986-87	.32-42-6	.22-14-4	.10-28-2
1987-88	.21-49-10	.14-20-6	.7-29-4
1988-89	.28-46-6	.15-20-5	.13-26-1
1989-90	.38-38-4	.24-14-2	.14-24-2
1990-91	.23-46-11	.15-21-4	.8-25-7
1991-92	.30-43-7	.21-16-3	.9-27-4
1992-93	.44-29-11	.25-11-6	.19-18-5
1993-94	.43-29-12	.23-15-4	.20-14-8
1994-95	.21-19-8	.15-7-2	.6-12-6
1995-96	.34-36-12	.19-15-7	.15-21-5
1996-97	.30-44-8	.18-20-3	.12-24-5
1997-98	.30-43-9	.16-20-5	.14-23-4
1998-99	.45-30-7	.23-13-5	.22-17-2
1999-00	.45-27-7-3	.24-12-5-0	.21-15-2-3
2000-01	.37-29-11-5	.19-11-7-4	.18-18-4-1
2001-02	.43-25-10-4	.24-11-6-0	.19-14-4-4
2002-03	.44-28-7-3	.24-13-4-0	.20-15-3-3
2003-04	.45-24-10-3	.22-14-3-2	.23-10-7-1
2004-05	NHL	SEASON	LOCKOUT
2005-06	.41-33-8	.26-12-3	.15-21-5
2006-07	.40-31-11	.21-15-5	.19-16-6
2007-08	.36-35-11	.18-17-6	.18-18-5
2008-09	.34-35-13	.16-16-9	.18-19-4
2009-10	.30-38-14	.18-17-6	.12-21-8
2010-11	.37-34-11	.18-15-8	.19-19-3
2011-12	.35-37-10	.18-16-7	.17-21-3
2012-13	.26-17-5	.13-9-2	.13-8-3
2013-14	.38-36-8	.24-16-1	.14-20-7
2014-15	.30-44-8	.22-17-2	.8-27-6
2015-16	.29-42-11	.14-18-9	.15-24-2
2016-17	.40-27-15	.21-13-7	.19-14-8
2017-18	.49-26-7	.29-10-2	.20-16-5
2018-19	.46-28-8	.23-16-2	.23-12-6
TOTALS	1,561-1,622-323-158	892-699-166-75	669-923-157-83

Games could not result in a tie after the 2003-04 Season

NEW YORK ISLANDERS SEASON-BY-SEASON RECORD VS. TORONTO (SINCE 1972-73)

SEASON	OVERALL, W-L-T-OTL	HOME, W-L-T-OTL	ROAD, W-L-T-OTL
1972-73	1-4-0	1-1-0	0-3-0
1973-74	0-4-2	0-2-1	0-2-1
1974-75	2-2-1	2-0-1	0-2-0
1975-76	3-1-1	1-1-0	2-0-1
1976-77	1-2-1	0-2-0	1-0-1
1977-78	3-1-0	2-0-0	1-1-0
1978-79	3-1-0	2-0-0	1-1-0
1979-80	3-1-0	1-1-0	2-0-0
1980-81	3-1-0	1-1-0	2-0-0
1981-82	3-0-0	1-0-0	2-0-0
1982-83	2-1-0	2-0-0	0-1-0
1983-84	2-1-0	1-0-0	1-1-0
1984-85	2-1-0	2-0-0	0-1-0
1985-86	3-0-0	1-0-0	2-0-0
1986-87	2-1-0	2-0-0	0-1-0
1987-88	0-3-0	0-1-0	0-2-0
1988-89	1-2-0	0-2-0	1-0-0
1989-90	3-0-0	1-0-0	2-0-0
1990-91	1-1-1	1-0-1	0-1-0
1991-92	2-1-0	0-1-0	2-0-0
1992-93	1-1-0	0-1-0	1-0-0
1993-94	1-1-0	1-0-0	0-1-0
1994-95	---	---	---
1995-96	1-1-0	1-0-0	0-1-0
1996-97	0-2-0	0-1-0	0-1-0
1997-98	1-1-0	1-0-0	0-1-0
1998-99	1-3-0	0-2-0	1-1-0
1999-00	1-3-0-0	0-2-0-0	1-1-0-0
2000-01	1-3-0-0	1-1-0-0	0-2-0-0
2001-02	3-0-0-1	2-0-0-0	1-0-0-1
2002-03	1-2-1-0	1-1-0-0	0-1-1-0
2003-04	2-2-0-0	2-0-0-0	0-2-0-0
2004-05	NHL	SEASON	LOCKOUT
2005-06	1-2-1	1-0-1	0-2-0
2006-07	3-1-0	2-0-0	1-1-0
2007-08	2-2-0	1-1-0	1-1-0
2008-09	1-1-2	1-0-1	0-1-1
2009-10	3-1-0	2-0-0	1-1-0
2010-11	2-2-0	1-1-0	1-1-0
2011-12	1-2-1	0-1-1	1-1-0
2012-13	2-0-1	0-0-1	2-0-0
2013-14	2-1-0	1-0-0	1-1-0
2014-15	2-1-0	1-1-0	1-0-0
2015-16	1-1-1	0-1-0	1-0-1
2016-17	2-1-0	2-0-0	0-1-0
2017-18	0-2-1	0-1-0	0-1-1
2018-19	2-1-0	1-1-0	1-0-0
TOTALS	77-65-7-8	43-27-3-4	34-38-4-4

OPPONENTS

IN THE PAST

STANLEY CUP PLAYOFFS

MEDIA INFORMATION



TRAVIS GREEN



BROCK BOESER

ALL-TIME: 56-38-13-5
LAST REG. WIN: 02/23/19, NYI 4 at VAN 0
LAST REG. LOSS: 2/22/15, NYI 0 vs. VAN 4

OVERTIME RECORD: (W-L-T): 4-4-4
LAST OT DECISION: 3/5/18 NYI 3 at VAN 4
SHOOTOUT RECORD: 1-3
LAST SHOOTOUT: 1/17/16, NYI 1 vs. VAN 2

Records are based on W-L-T-OT

2019-20 MEETINGS

Feb. 01 2020	Islanders vs. Canucks	1:00 ET
March 10, 2020	Islanders at Canucks	10:00 ET

2018-19 SERIES (2-0-0, 4 PTS)

HOME:	RESULT	SCORE:	GWG	POWER PLAY	PENALTY KILL	GOALTENDERS:
Nov. 13, 2018	Win	NYI 5 VAN 2	J. Eberle	1/5	4/5	Greiss/Markstrom
ROAD:	RESULT	SCORE:	GWG	POWER PLAY	PENALTY KILL	GOALTENDERS:
Feb. 23, 2019	Win	NYI 4 VAN 0	C. Cizikas	0/1	4/4	Lehner/Markstrom

ALL-TIME FRANCHISE RECORDS

NEW YORK ISLANDERS HAT TRICKS (5):

PLAYER	DATE	LOCATION
Bob Cook	03/03/73	vs. VAN
Clark Gillies	11/19/76	at VAN
Mike Bossy	01/02/79	vs. VAN
Brent Sutter	10/23/84	vs. VAN
Pierre Turgeon	03/09/94	at VAN

NEW YORK ISLANDERS SHUTOUTS (5)

PLAYER	DATE	LOCATION
Glenn Resch	01/02/79	vs. VAN
Glenn Resch	01/08/80	vs. VAN
Billy Smith	02/11/86	vs. VAN
Glenn Healy	01/16/90	vs. VAN
Robin Lehner	02/23/19	at VAN

NEW YORK ISLANDERS PENALTY SHOTS (0):

PLAYER	DATE	OUTCOME
--------	------	---------

CLUB INFORMATION

Founded: 1970
 Home Arena: Rogers Arena (18,865)
 Address: 800 Griffiths Way, Vancouver, BC V6B 6G1
 Phone: 604-899-4600
 Fax: 604-899-7401
 Web Site: www.canucks.nhl.com
 Stanley Cups: none
 Chairman & Governor: Francesco Aquilini
 General Manager: Jim Benning
 Head Coach: Travis Green
 Assistant Coaches: Nolan Baumgartner, Newell Brown, Manny Malhotra
 VP, Communications & Community Partnerships: Chris Brumwell
 Director, Media Relations & Team Operations: Ben Brown
 2018-19 Record: 35-36-11 (81 pts)
 2018-19 Finish: 5th in Pacific, 12th in Western Conference, 23rd in NHL
 2019 Playoffs: Did Not Qualify

BROADCAST TEAMS

Television Play-by-Play: John Shorthouse
 Television Color Analyst: John Garrett
 Radio Play-by-Play: Brendan Batchelor
 Radio Color Analyst: Corey Hirsch

CANUCKS HAT TRICKS (3):

PLAYER	DATE	LOCATION
Bobby Schmautz (4)	12/30/72	at VAN
John Gould	02/21/75	vs. VAN
Todd Bertuzzi	01/14/06	vs. VAN

CANUCKS SHUTOUTS (3)

PLAYER	DATE	LOCATION
Gary Smith	11/30/74	at VAN
Kirk McLean	11/10/91	at VAN
Ryan Miller/Eddie Lack	02/22/15	vs. VAN

CANUCKS PENALTY SHOTS (4)

PLAYER/GOALIE	DATE	OUTCOME
Ron Sedlbauer/Billy Smith	11/19/77 vs. VAN	Failed
Ron Sedlbauer/Glenn Resch	03/07/78 vs. VAN	Failed
Markus Naslund/Chris Osgood	03/21/02 vs. VAN	Failed
Darren Archibald/Jaroslav Halak	03/05/18 at VAN	Scored

NEW YORK ISLANDERS VS VANCOUVER CANUCKS

SEASON-BY-SEASON RECORD VS. NHL (SINCE 1972-1973)

SEASON	OVERALL, W-L-T-OTL	HOME, W-L-T-OTL	ROAD, W-L-T-OTL
1972-73	.22-47-9	17-18-4	.5-29-5
1973-74	24-43-11	14-18-7	10-25-4
1974-75	38-32-10	23-12-5	15-20-5
1975-76	33-32-15	22-11-7	11-21-8
1976-77	25-42-13	13-21-6	12-21-7
1977-78	20-43-17	13-15-12	.7-28-5
1978-79	25-42-13	15-18-7	10-24-6
1979-80	27-37-16	14-17-9	13-20-7
1980-81	28-32-20	17-12-11	11-20-9
1981-82	30-33-17	20-8-12	10-25-5
1982-83	30-35-15	20-12-8	10-23-7
1983-84	32-39-9	20-16-4	12-23-5
1984-85	25-46-9	15-21-4	10-25-5
1985-86	23-44-13	17-18-5	.6-26-8
1986-87	29-43-8	17-19-4	12-24-4
1987-88	25-46-9	15-20-5	10-26-4
1988-89	33-39-8	19-15-6	14-24-2
1989-90	25-41-14	13-16-11	12-25-3
1990-91	28-43-9	18-17-5	10-26-4
1991-92	42-26-12	23-10-7	19-16-5
1992-93	46-29-9	27-11-4	19-18-5
1993-94	41-40-3	20-19-3	21-21-0
1994-95	18-18-12	10-8-6	8-10-6
1995-96	32-35-15	15-19-7	17-16-8
1996-97	35-40-7	20-17-4	15-23-3
1997-98	25-43-14	15-22-4	10-21-10
1998-99	23-47-12	14-21-6	.9-26-6
1999-00	30-29-15-8	16-14-5-6	14-15-10-2
2000-01	36-28-11-7	21-12-5-3	15-16-6-4
2001-02	42-30-7-3	23-11-5-2	19-19-2-1
2002-03	45-23-13-1	22-13-6-0	23-10-7-1
2003-04	43-24-10-5	21-13-7-0	22-11-3-5
2004-05	NHL	SEASON	LOCKOUT
2005-06	42-32-8	25-10-6	17-22-2
2006-07	49-26-7	26-11-4	23-15-3
2007-08	39-33-10	21-15-5	18-18-5
2008-09	45-27-10	24-12-5	21-15-5
2009-10	49-28-5	30-8-3	19-20-2
2010-11	54-19-9	27-9-5	27-10-4
2011-12	51-22-9	27-10-4	24-12-5
2012-13	26-15-7	15-6-3	11-9-4
2013-14	36-35-11	20-15-6	16-20-5
2014-15	48-29-5	24-15-2	24-14-3
2015-16	29-42-11	14-18-9	15-24-2
2016-17	30-43-9	18-17-6	12-26-3
2017-18	31-40-11	16-18-7	15-22-4
2018-19	35-36-11	20-16-5	15-20-6
TOTALS	1,546-1,594-375-149	877-677-201-77	669-917-174-72

Games could not result in a tie after the 2003-04 Season

NEW YORK ISLANDERS SEASON-BY-SEASON RECORD VS. VANCOUVER (SINCE 1972-1973)

SEASON	OVERALL, W-L-T-OTL	HOME, W-L-T-OTL	ROAD, W-L-T-OTL
1972-73	1-3-1	1-0-1	.0-3-0
1973-74	2-1-3	1-0-2	1-1-1
1974-75	1-2-2	0-1-2	1-1-0
1975-76	0-3-2	0-0-2	.0-3-0
1976-77	4-1-0	1-1-0	.3-0-0
1977-78	5-0-0	3-0-0	.2-0-0
1978-79	4-0-0	2-0-0	.2-0-0
1979-80	1-2-1	1-1-0	.0-1-1
1980-81	3-1-0	1-1-0	.2-0-0
1981-82	2-1-0	2-0-0	.0-1-0
1982-83	2-1-0	1-0-0	1-1-0
1983-84	3-0-0	2-0-0	1-0-0
1984-85	2-1-0	1-0-0	1-1-0
1985-86	1-1-1	1-0-1	0-1-0
1986-87	1-2-0	0-1-0	1-1-0
1987-88	3-0-0	2-0-0	1-0-0
1988-89	2-1-0	1-0-0	1-1-0
1989-90	2-1-0	1-1-0	1-0-0
1990-91	0-2-1	0-1-0	.0-1-1
1991-92	2-1-0	1-0-0	1-1-0
1992-93	1-1-0	0-1-0	1-0-0
1993-94	0-2-0	0-1-0	.0-1-0
1994-95	---	---	---
1995-96	0-2-0	0-1-0	.0-1-0
1996-97	1-1-0	1-0-0	.0-1-0
1997-98	0-2-0	0-1-0	.0-1-0
1998-99	1-0-1	0-0-1	1-0-0
1999-00	0-0-1-0	0-0-1-0	---
2000-01	0-1-0-0	---	0-1-0-0
2001-02	1-0-0-0	1-0-0-0	---
2002-03	1-1-0-0	1-0-0-0	0-1-0-0
2003-04	1-0-0-0	1-0-0-0	---
2004-05	NHL	SEASON	LOCKOUT
2005-06	0-1-0	0-1-0	---
2006-07	---	---	---
2007-08	0-0-1	---	.0-0-1
2008-09	1-0-0	1-0-0	---
2009-10	1-0-0	---	1-0-0
2010-11	0-0-1	0-0-1	---
2011-12	0-1-0	---	.0-1-0
2012-13	---	---	---
2013-14	1-0-1	0-0-1	1-0-0
2014-15	0-2-0	0-1-0	.0-1-0
2015-16	1-0-1	0-0-1	1-0-0
2016-17	2-0-0	1-0-0	1-0-0
2017-18	1-0-1	1-0-0	.0-0-1
2018-19	2-0-0	1-0-0	1-0-0
TOTALS	56-38-13-5	30-13-10-3	26-25-3-2

OPPONENTS

IN THE PAST

STANLEY CUP PLAYOFFS

MEDIA INFORMATION



GERARD GALLANT



DERYK ENGELLAND

ALL-TIME: 2-2-0
LAST REG. WIN: 01/25/18, NYI 2 at VGK 1
LAST REG. LOSS: 12/20/18, NYI 2 at VGK 4

OVERTIME RECORD: (W-L-T): N/A
LAST OT DECISION: N/A
SHOOTOUT RECORD: N/A
LAST SHOOTOUT: N/A

Records are based on W-L-T-OT

2019-20 MEETINGS

Dec. 5, 2019 Islanders vs. Golden Knights 7:00 ET
 Feb. 15, 2020 Islanders at Golden Knights 10:30 ET

CLUB INFORMATION

Founded: 2017
 Home Arena: T-Mobile Arena (17,500)
 Address: 3780 S Las Vegas Blvd, Las Vegas, NV 89158
 Phone: 702-790-2663
 Web Site: www.nhl.com/goldenknights
 Stanley Cups: None
 Owner: Bill Foley
 President of Hockey Operations: George McPhee
 General Manager: Kelly McCrimmon
 Head Coach: Gerard Gallant
 Assistant Coaches: Ryan Craig, Mike Kelly, Ryan McGill
 Vice President, Communications & Content: Eric Tosi
 Director of Communications: Sage Sammons
 2018-19 Record: 43-42-7 (93 pts)
 2018-19 Finish: 3rd in Pacific, 7th in Western Conference, 16th in NHL
 2019 Playoffs: 3-4, Lost in Western Conference First Round (SJS)

BROADCAST TEAMS

Television Play-by-Play: Dave Goucher
 Television Color Analyst: Shane Hnidy
 Radio Play-by-Play: Dan D’Uva

2018-19 SERIES (0-2-0, 0 PTS)

HOME:	RESULT	SCORE:	GWG	POWER PLAY	PENALTY KILL	GOALTENDERS:
Dec. 12, 2018	Loss	NYI 2 VGK 3	T. Nosek	0/1	0/1	Lehner/Fleury
ROAD:	RESULT	SCORE:	GWG	POWER PLAY	PENALTY KILL	GOALTENDERS:
Dec. 20, 2018	Loss	NYI 2 VGK 4	P. Stastny	0/2	1/2	Greiss/Fleury

ALL-TIME FRANCHISE RECORDS:

NEW YORK ISLANDERS HAT TRICKS (0):

PLAYER	DATE	LOCATION
--------	------	----------

VEGAS GOLDEN KNIGHTS HAT TRICKS (0):

PLAYER	DATE	LOCATION
--------	------	----------

NEW YORK ISLANDERS SHUTOUTS (0)

PLAYER	DATE	LOCATION
--------	------	----------

VEGAS GOLDEN KNIGHTS (0)

PLAYER	DATE	LOCATION
--------	------	----------

NEW YORK ISLANDERS PENALTY SHOTS (0):

PLAYER/GOALIE	DATE	OUTCOME
---------------	------	---------

VEGAS GOLDEN KNIGHTS PENALTY SHOTS (0)

PLAYER/GOALIE	DATE	OUTCOME
---------------	------	---------

NEW YORK ISLANDERS VS VEGAS GOLDEN KNIGHTS

SEASON-BY-SEASON RECORD VS. NHL (SINCE 2017-18)

SEASON	OVERALL, W-L-T-OTL	HOME, W-L-T-OTL	ROAD, W-L-T-OTL
2017-18	51-24-7	29-10-2	22-14-5
2018-19	43-32-7	24-12-5	19-20-2
TOTALS	.94-56-14	53-22-7	41-34-7

Games could not result in a tie after the 2003-04 Season

NEW YORK ISLANDERS SEASON-BY-SEASON RECORD VS. GOLDEN KNIGHTS (2017-18)

SEASON	OVERALL, W-L-T-OTL	HOME, W-L-T-OTL	ROAD, W-L-T-OTL
2017-18	2-0-0	1-0-0	1-0-0
2018-19	0-2-0	0-1-0	0-1-0
TOTALS	2-2-0	1-1-0	1-1-0

OPPONENTS

IN THE PAST

STANLEY CUP PLAYOFFS

MEDIA INFORMATION



TODD REIRDEN



ALEX OVECHKIN

ALL-TIME: 96-95-13-14
LAST REG. WIN: 04/06/19, NYI 3 at WSH 0
LAST REG. LOSS: 03/03/19, NYI 1 vs WSH 3

OVERTIME RECORD: (W-L-T): 9-13-8
LAST OT DECISION: 4/5/16, NYI 4 at WSH 3
SHOOTOUT RECORD: 1-6
LAST SHOOTOUT: 2/21/15, NYI 2 at WSH 3

Records are based on W-L-T-OT

2019-20 MEETINGS

Oct. 04, 2019	Islanders vs Capitals	7:00 ET
Dec. 31, 2019	Islanders at Capitals	1:00 ET
Jan. 18, 2020	Islanders vs. Capitals	1:00 ET
Feb. 10, 2020	Islanders at Capitals	7:00 ET

2018-19 SERIES (2-2-0, 4 PTS)

HOME:	RESULT	SCORE:	GWG	POWER PLAY	PENALTY KILL	GOALTENDERS:
Nov. 26, 2018	Loss	NYI 1 WSH 4	N. Dowd	0/4	1/2	Greiss/Holtby
March 01, 2019	Loss	NYI 1 WSH 3	A. Ovechkin	0/2	2/3	Greiss/Holtby
ROAD:	RESULT	SCORE:	GWG	POWER PLAY	PENALTY KILL	GOALTENDERS:
Jan. 18, 2019	Win	NYI 2 WSH 0	J. Bailey	0/2	2/2	Greiss/Holtby
April 06, 2019	Win	NYI 3 WSH 0	V. Filppula	0/1	2/2	Lehner/Copley

ALL-TIME FRANCHISE RECORDS

NEW YORK ISLANDERS HAT TRICKS (16):

PLAYER	DATE	LOCATION
Mike Bossy	02/04/78	vs. WSH
Denis Potvin	01/16/79	vs. WSH
Mike Bossy	01/17/81	vs. WSH
Brent Sutter	02/02/82	vs. WSH
Mike Bossy (4)	03/23/82	vs. WSH
Bryan Trottier	10/21/82	vs. WSH
Mike Bossy	02/10/83	vs. WSH
Bryan Trottier	01/24/86	at WSH
Pat LaFontaine	11/10/87	vs. WSH
Mikko Makela	12/04/87	at WSH
Mick Vukota	10/20/89	at WSH
Pierre Turgeon	11/30/91	vs. WSH
Derek King	01/01/92	at WSH
Travis Green	11/30/93	vs. WSH
Mariusz Czerkawski	11/27/01	vs. WSH
Bill Guerin	10/18/07	at WSH

NEW YORK ISLANDERS SHUTOUTS (16)

PLAYER	DATE	LOCATION
Billy Smith	10/20/74	at WSH
Glenn Resch	12/29/74	at WSH
Glenn Resch	02/22/76	at WSH
Glenn Resch	11/13/77	at WSH
Glenn Resch	01/14/78	at WSH
Ron Hextall	02/21/94	vs. WSH
Tommy Salo	11/29/96	at WSH
Tommy Salo	12/07/96	vs. WSH
Tommy Salo	03/02/97	at WSH
Rick DiPietro	03/23/04	vs. WSH
Rick DiPietro	04/08/06	vs. WSH
Evgeni Nabokov	01/17/12	at WSH
Evgeni Nabokov	02/04/14	at WSH
Jaroslav Halak	12/01/16	at WSH
Thomas Greiss	01/18/19	at WSH
Robin Lehner	04/06/19	at WSH

NEW YORK ISLANDERS PENALTY SHOTS (3):

PLAYER/GOALIE	DATE	OUTCOME
Clark Gillies/Bernie Wolfe	11/13/77 at WSH	Scored
Brent Sutter/Bob Mason	12/26/86 at WSH	Failed
Mariusz Czerkawski/Rick Tabaracci	12/04/98 at WSH	Failed

CLUB INFORMATION

Founded: 1974
 Home Arena: Capital One Arena (18,506)
 Address: 627 N. Glebe Road, Suite 850, Arlington, VA 22203
 Phone: 202-266-2200
 Fax: 202-266-2360
 Web Site: www.capitals.nhl.com
 Stanley Cups: 2018
 Majority Owner, Chairman and CEO: Ted Leonsis
 Senior Vice President and General Manager: Brian MacLellan
 Head Coach: Todd Reirden
 Assistant Coaches: Scott Arniel, Reid Cashman, Blaine Forsythe
 Vice President of Communications: Sergey Kocharov
 2018-19 Record: 48-26-8 (104 pts)
 2018-19 Finish: 1st in Metropolitan, 3rd in Eastern Conference, 4th in NHL
 2019 Playoffs: 3-4, Lost in Eastern Conference First Round (CAR)

BROADCAST TEAMS

Television Play-by-Play: Joe Beninati
 Television Color Analyst: Craig Laughlin
 Radio Play-by-Play: John Walton
 Radio Color Analyst: Ken Sabourin

WASHINGTON CAPITALS HAT TRICKS (5):

PLAYER	DATE	LOCATION
Ken Houston	10/21/82	vs. WSH
Bengt Gustafsson	12/23/83	at WSH
Peter Bondra (4)	02/03/96	at WSH
Peter Bondra	03/26/96	vs. WSH
Adam Oates	10/08/97	vs. WSH

WASHINGTON CAPITALS SHUTOUTS (6)

PLAYER	DATE	LOCATION
Clint Malarchuk	02/27/88	vs. WSH
Mike Liut	03/20/90	at WSH
Don Beaupre	01/14/93	vs. WSH
Olaf Kolzig	04/13/98	vs. WSH
Olaf Kolzig	11/24/00	at WSH
Olaf Kolzig	02/07/03	at WSH

WASHINGTON CAPITALS PENALTY SHOTS (2)

PLAYER/GOALIE	DATE	OUTCOME
Hartland Monahan/Glenn Resch	01/16/77 at WSH	Scored
Michael Nylander/Rick DiPietro	12/21/02 vs. WSH	Failed

NEW YORK ISLANDERS VS WASHINGTON CAPITALS

SEASON-BY-SEASON RECORD VS. NHL (SINCE 1974-75)

SEASON	OVERALL, W-L-T-OTL	HOME, W-L-T-OTL	ROAD, W-L-T-OTL
1974-75	8-67-5	7-28-5	1-39-0
1975-76	11-59-10	6-26-8	5-33-2
1976-77	24-42-14	17-15-8	7-27-6
1977-78	17-49-14	10-23-7	7-26-7
1978-79	24-41-15	15-19-6	9-22-9
1979-80	27-40-13	20-14-6	7-26-7
1980-81	26-36-18	16-17-7	10-19-11
1981-82	26-41-13	16-16-8	10-25-5
1982-83	39-25-16	22-12-6	17-13-10
1983-84	48-27-5	26-11-3	22-16-2
1984-85	46-25-9	27-11-2	19-14-7
1985-86	50-23-7	30-8-2	20-15-5
1986-87	38-32-10	22-15-3	16-17-7
1987-88	38-33-9	22-14-4	16-19-5
1988-89	41-29-10	25-12-3	16-17-7
1989-90	36-38-6	19-18-3	17-20-3
1990-91	37-36-7	21-14-5	16-22-2
1991-92	45-27-8	25-12-3	20-15-5
1992-93	43-34-7	21-15-6	22-19-1
1993-94	39-35-10	17-16-9	22-19-1
1994-95	22-18-8	15-6-3	7-12-5
1995-96	39-32-11	21-15-5	18-17-6
1996-97	33-40-9	19-17-5	14-23-4
1997-98	40-30-12	23-12-6	17-18-6
1998-99	31-45-6	16-23-2	15-22-4
1999-00	44-24-12-2	26-5-8-2	18-19-4-0
2000-01	41-27-10-4	24-9-6-2	17-18-4-2
2001-02	36-33-11-2	21-12-6-2	15-21-5-0
2002-03	39-29-8-6	24-13-2-2	15-16-6-4
2003-04	23-46-10-3	13-20-6-2	10-26-4-1
2004-05	NHL	SEASON	LOCKOUT
2005-06	29-41-12	16-18-7	13-23-5
2006-07	28-40-14	17-17-7	11-23-7
2007-08	43-31-8	23-15-3	20-16-5
2008-09	50-24-8	29-9-3	21-15-5
2009-10	54-15-13	30-5-6	24-10-7
2010-11	48-23-11	25-8-8	23-15-3
2011-12	42-32-8	26-11-4	16-21-4
2012-13	27-18-3	15-8-1	12-10-2
2013-14	38-30-14	21-13-7	17-17-7
2014-15	45-26-11	23-13-5	22-13-6
2015-16	56-18-8	29-8-4	27-10-4
2016-17	55-19-18	32-7-2	23-12-6
2017-18	49-26-7	28-11-2	21-15-5
2018-19	48-26-8	24-11-6	24-15-2
TOTALS	1623-1432-303-150	924-592-153-75	699-830-150-75

Games could not result in a tie after the 2003-04 Season

ISLANDERS SEASON-BY-SEASON RECORD VS. WASHINGTON (SINCE 1974-75)

SEASON	OVERALL, W-L-T-OTL	HOME, W-L-T-OTL	ROAD, W-L-T-OTL
1974-75	4-0-0	2-0-0	2-0-0
1975-76	4-0-0	2-0-0	2-0-0
1976-77	1-0-3	1-0-1	0-0-2
1977-78	4-0-0	2-0-0	2-0-0
1978-79	3-1-0	2-0-0	1-1-0
1979-80	2-2-0	2-0-0	0-2-0
1980-81	4-0-0	2-0-0	2-0-0
1981-82	7-0-1	4-0-0	3-0-1
1982-83	4-2-1	3-1-0	1-1-1
1983-84	4-3-0	2-1-0	2-2-0
1984-85	3-4-0	2-2-0	1-2-0
1985-86	3-4-0	1-2-0	2-2-0
1986-87	2-3-2	2-2-0	0-1-2
1987-88	4-2-1	2-1-0	2-1-1
1988-89	3-4-0	3-1-0	0-3-0
1989-90	4-3-0	2-1-0	2-2-0
1990-91	0-7-0	0-4-0	0-3-0
1991-92	2-4-1	1-2-0	1-2-1
1992-93	3-4-0	0-4-0	3-0-0
1993-94	3-1-1	2-0-0	1-1-1
1994-95	0-4-0	0-2-0	0-2-0
1995-96	1-4-0	1-2-0	0-2-0
1996-97	4-1-0	2-0-0	2-1-0
1997-98	0-5-1	0-3-0	0-2-1
1998-99	0-4-0	0-2-0	0-2-0
1999-00	0-4-0-0	0-2-0-0	0-2-0-0
2000-01	0-3-1-0	0-2-0-0	0-1-1-0
2001-02	1-2-1-0	1-0-1-0	0-2-0-0
2002-03	0-3-0-1	0-2-0-0	0-1-0-1
2003-04	2-2-0-0	1-1-0-0	1-1-0-0
2004-05	NHL	SEASON	LOCKOUT
2005-06	3-1-0	2-0-0	1-1-0
2006-07	3-0-1	2-0-0	1-0-1
2007-08	3-1-0	1-1-0	2-0-0
2008-09	0-2-2	0-0-2	0-2-0
2009-10	1-1-2	0-1-1	1-0-1
2010-11	0-3-1	0-2-0	0-1-1
2011-12	2-0-2	1-0-1	1-0-1
2012-13	2-0-1	1-0-0	1-0-1
2013-14	1-1-2	0-0-2	1-1-0
2014-15	2-1-1	2-0-0	0-1-1
2015-16	1-2-1	0-1-1	1-1-0
2016-17	3-2-0	2-1-0	1-1-0
2017-18	1-3-0	1-1-0	0-2-0
2018-19	2-2-0	0-2-0	2-0-0
TOTALS	96-95-13-14	54-46-2-7	42-49-11-7

OPPONENTS

IN THE PAST

STANLEY CUP PLAYOFFS

MEDIA INFORMATION



PAUL MAURICE



BLAKE WHEELER

ALL-TIME: 35-22-2-4
LAST REG. WIN: 03/28/19, NYI 5 at WPG 4
LAST REG. LOSS: 12/04/18, NYI 1 vs WPG 3

OVERTIME RECORD: (W-L-T): 3-3-2
LAST OT DECISION: 3/3/16, NYI 4 at WPG 3
SHOOTOUT RECORD: 3-1
LAST SHOOTOUT: 4/20/13, NYI 5 at WPG 4

Records are based on W-L-T-O

2019-20 MEETING

Oct. 6, 2019 Islanders vs Jets 7:00 ET
 Oct. 17, 2019 Islanders at Jets 8:00 ET

2018-19 SERIES (1-1-0, 2 PTS)

HOME:	RESULT	SCORE:	GWG	POWER PLAY	PENALTY KILL	GOALTENDERS:
Dec. 04, 2018	Loss	NYI 1 WPG 3	A. Lowry	0/2	2/3	Greiss/Hellebuyck
ROAD:	RESULT	SCORE:	GWG	POWER PLAY	PENALTY KILL	GOALTENDERS:
March 28, 2019	Win	NYI 5 WPG 4	J. Eberle	1/4	3/4	Lehner/Hellebuyck

ALL-TIME FRANCHISE RECORDS

NEW YORK ISLANDERS HAT TRICKS (2):

PLAYER	DATE	LOCATION
Jason Blake	01/11/03	vs. ATL
Matt Moulson	12/03/09	at ATL
Mathew Barzal	12/23/17	vs. WPG

NEW YORK ISLANDERS SHUTOUTS (3)

PLAYER	DATE	LOCATION
Garth Snow	12/13/03	vs. ATL
Rick DiPietro	01/24/04	at ATL
Rick DiPietro	12/16/06	vs. ATL

NEW YORK ISLANDERS PENALTY SHOTS (4):

PLAYER/GOALIE	DATE	OUTCOME
Brad Isbister/Damian Rhodes	03/16/00 at ATL	Failed
Jason Blake/Pasi Nurminen	01/24/04 at ATL	Failed
Michael Grabner/Chris Mason	04/05/12 vs. WPG	Scored
John Tavares/Ondrej Pavelec	10/12/15 vs. WPG	Failed

CLUB INFORMATION

Founded: 1999 (Atlanta), 2011 (Winnipeg)
 Home Arena: Bell MTS Place (15,294)
 Address: 345 Graham Ave, Winnipeg, Manitoba, R3C 5S6
 Phone: 204-987-7825
 Fax: 204-926-5555
 Web Site: www.jets.nhl.com
 Stanley Cups: none
 Executive Chairman: Mark Chipman
 President, True North Development: Jim Ludlow
 Executive Vice President & General Manager: Kevin Cheveldayoff
 Assistant General Manager: Larry Simmons
 Head Coach: Paul Maurice
 Associate Coach: Jamie Kompon
 Assistant Coaches: Charlie Huddy, Wade Flaherty, Todd Woodcroft
 Goaltending Coach: Wade Flaherty
 Senior Director, Communications: Scott Brown
 Manager, Communications: Greger Buer
 2018-19 Record: 47-30-5 (99 pts)
 2018-19 Finish: 2nd in Central, 4th in Western Conference, 10th in NHL
 2019 Playoffs: 2-4, Lost in Western Conference First Round (STL)

BROADCAST TEAMS

Television Play-by-Play: Denis Beyak
 Television Color Analyst: Kevin Sawyer
 Radio Play-by-Play: Paul Edmonds
 Radio Color Analyst: Brian Munz

JETS HAT TRICKS (1):

PLAYER	DATE	LOCATION
Donald Audette	12/09/00	at ATL

JETS SHUTOUTS (3)

PLAYER	DATE	LOCATION
Damian Rhodes	10/14/99	vs. ATL
Kari Lehtonen	12/01/07	vs. ATL
Ondrej Pavelec	11/03/11	vs. WPG

JETS PENALTY SHOTS (5):

PLAYER/GOALIE	DATE	OUTCOME
Patrick Stefan/Rick DiPietro	10/25/05 vs. ATL	Failed
Marian Hossa/Mike Dunham	02/01/07 at ATL	Failed
Eric Perrin/Rick DiPietro	02/28/08 at ATL	Scored
Evander Kane/Rick DiPietro	12/11/10 vs. ATL	Failed
Evander Kane/Rick DiPietro	11/03/11 vs. WPG	Failed

NEW YORK ISLANDERS VS WINNIPEG JETS

SEASON-BY-SEASON RECORD VS. NHL (SINCE 1999-00)

SEASON	OVERALL, W-L-T-OTL	HOME, W-L-T-OTL	ROAD, W-L-T-OTL
1999-00	14-57-7-4	9-26-3-3	5-31-4-1
2000-01	23-45-12-2	10-23-6-2	13-22-6-0
2001-02	19-47-11-5	11-21-9-0	8-26-2-5
2002-03	31-39-7-5	15-19-4-3	16-20-3-2
2003-04	33-37-8-4	18-17-4-2	15-20-4-2
2004-05	NHL	SEASON	LOCKOUT
2005-06	41-33-8	24-13-4	17-20-4
2006-07	43-28-11	23-12-6	20-16-5
2007-08	34-40-8	19-19-3	15-21-5
2008-09	35-41-6	18-21-2	17-20-4
2009-10	35-34-13	19-16-6	16-18-7
2010-11	34-36-12	17-17-7	17-19-5
2011-12	37-35-10	23-13-5	14-22-5
2012-13	24-21-3	13-10-1	11-11-2
2013-14	37-35-10	18-17-6	19-18-4
2014-15	43-26-13	23-13-5	20-13-8
2015-16	35-39-8	18-19-4	17-20-4
2016-17	40-35-7	22-18-1	18-17-6
2017-18	52-20-10	32-7-2	20-13-8
2018-19	47-30-5	25-12-4	22-18-1
TOTALS	657-678-45-134	357-313-26-66	300-365-19-68

Games could not result in a tie after the 2003-04 Season

NEW YORK ISLANDERS SEASON-BY-SEASON RECORD VS. WINNIPEG JETS/THRASHERS (SINCE 1999-00)

SEASON	OVERALL, W-L-T-OTL	HOME, W-L-T-OTL	ROAD, W-L-T-OTL
1999-00	1-3-0-0	0-2-0-0	1-1-0-0
2000-01	2-1-1-0	1-1-0-0	1-0-1-0
2001-02	3-1-0-0	2-0-0-0	1-1-0-0
2002-03	3-1-0-0	1-1-0-0	2-0-0-0
2003-04	2-1-1-0	1-1-0-0	1-0-1-0
2004-05	NHL	SEASON	LOCKOUT
2005-06	3-1-0	2-0-0	1-1-0
2006-07	2-1-1	1-1-0	1-0-1
2007-08	2-1-1	1-1-0	1-0-1
2008-09	1-3-0	0-2-0	1-1-0
2009-10	3-1-0	2-0-0	1-1-0
2010-11	1-2-1	0-2-0	1-0-1
2011-12	3-1-0	1-1-0	2-0-0
2012-13	2-0-1	1-0-0	1-0-1
2013-14	1-1-0	0-1-0	1-0-0
2014-15	1-1-0	0-1-0	1-0-0
2015-16	2-0-0	1-0-0	1-0-0
2016-17	1-1-0	0-1-0	1-0-0
2017-18	1-1-0	1-0-0	0-1-0
2018-19	1-1-0	0-1-0	1-0-0
TOTALS	35-22-2-4	15-16-0-0	20-6-2-4

OPPONENTS

IN THE PAST

STANLEY CUP PLAYOFFS

MEDIA INFORMATION

2018-19 NHL FINAL STANDINGS

EASTERN CONFERENCE

Metropolitan Division

Team	Conf. Rank	GP	W	L	OTL	PTS
Washington Capitals	3	82	49	26	8	104
New York Islanders	4	82	48	27	7	104
Pittsburgh Penguins	6	82	44	26	12	100
Carolina Hurricanes	7	82	46	29	7	99
Columbus Blue Jackets	8	82	47	31	4	98
Philadelphia Flyers	11	82	37	37	8	82
New York Rangers	12	82	32	36	14	78
New Jersey Devils	15	82	31	41	10	72

Atlantic Division

Team	Conf. Rank	GP	W	L	OTL	PTS
Tampa Bay Lightning	1	82	62	16	4	128
Boston Bruins	2	82	49	24	9	107
Toronto Maple Leafs	5	82	46	28	8	100
Montreal Canadiens	9	82	44	30	8	96
Florida Panthers	10	82	36	32	14	86
Buffalo Sabres	13	82	33	39	10	76
Detroit Red Wings	14	82	32	40	10	74
Ottawa Senators	16	82	29	47	6	64

WESTERN CONFERENCE

Central Division

Team	Conf. Rank	GP	W	L	OTL	PTS
Nashville Predators	3	82	47	29	6	100
Winnipeg Jets	4	82	47	30	5	99
St. Louis Blues	5	82	45	28	9	99
Dallas Stars	6	82	43	32	7	93
Colorado Avalanche	8	82	38	30	14	90
Chicago Blackhawks	10	82	36	34	12	84
Minnesota Wild	11	82	37	36	9	83

Pacific Division

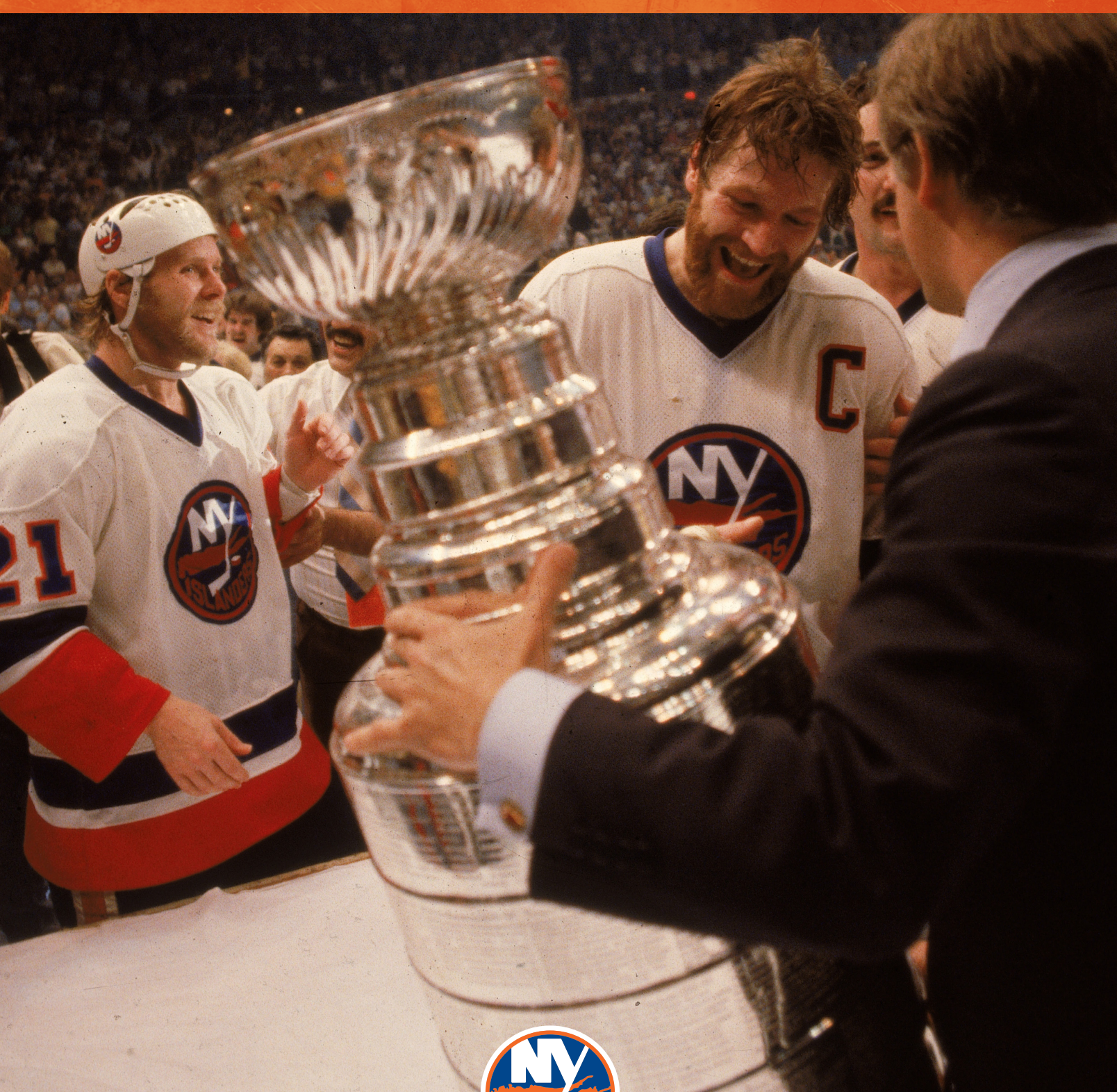
Team	Conf. Rank	GP	W	L	OTL	PTS
Calgary Flames	1	82	50	25	7	107
San Jose Sharks	2	82	46	27	9	101
Vegas Golden Knights	7	82	43	32	7	93
Arizona Coyotes	9	82	39	35	8	86
Vancouver Canucks	12	82	35	36	11	81
Anaheim Ducks	13	82	35	37	10	80
Edmonton Oilers	14	82	35	38	9	79
Los Angeles Kings	15	82	31	42	9	71

OPPONENTS

IN THE PAST

STANLEY CUP PLAYOFFS

MEDIA INFORMATION



STANLEY CUP PLAYOFFS

NEW YORK ISLANDERS ALL-TIME STANLEY CUP SERIES

OPPONENTS

IN THE PAST

STANLEY CUP PLAYOFFS

MEDIA INFORMATION

SEASON	OPPONENT	ROUND	W	L	WINNER
1972-73	DID NOT QUALIFY				
1973-74	DID NOT QUALIFY				
1974-75	NY Rangers	PRE.	2	1	ISLANDERS
	Pittsburgh	QF	4	3	ISLANDERS
	Philadelphia	SF	3	4	Philadelphia
1975-76	Vancouver	PRE.	2	0	ISLANDERS
	Buffalo	QF	4	2	ISLANDERS
	Montreal	SF	1	4	Montreal
1976-77	Chicago	PRE.	2	0	ISLANDERS
	Buffalo	QF	4	0	ISLANDERS
	Montreal	SF	2	4	Montreal
1977-78	Toronto	QF	3	4	Toronto
1978-79	Chicago	QF	4	0	ISLANDERS
	NY Rangers	SF	2	4	NY Rangers
1979-80	Los Angeles	PRE.	3	1	ISLANDERS
	Boston	QF	4	1	ISLANDERS
	Buffalo	SF	4	2	ISLANDERS
	Philadelphia	F	4	2	ISLANDERS
1980-81	Toronto	PRE.	3	0	ISLANDERS
	Edmonton	QF	4	2	ISLANDERS
	NY Rangers	SF	4	0	ISLANDERS
	Minnesota	F	4	1	ISLANDERS
1981-82	Pittsburgh	PDSF	3	2	ISLANDERS
	NY Rangers	PDF	4	2	ISLANDERS
	Quebec	WCF	4	0	ISLANDERS
	Vancouver	F	4	0	ISLANDERS
1982-83	Washington	PDSF	3	1	ISLANDERS
	NY Rangers	PDF	4	2	ISLANDERS
	Boston	WCF	4	2	ISLANDERS
	Edmonton	F	4	0	ISLANDERS
1983-84	NY Rangers	PDSF	3	2	ISLANDERS
	Washington	PDF	4	1	ISLANDERS
	Montreal	WCF	4	2	ISLANDERS
	Edmonton	F	1	4	Edmonton
1984-85	Washington	PDSF	3	2	ISLANDERS
	Philadelphia	PDF	1	4	Philadelphia
1985-86	Washington	PDSF	0	3	Washington

SEASON	OPPONENT	ROUND	W	L	WINNER
1986-87	Washington	PDSF	4	3	ISLANDERS
	Philadelphia	PDF	3	4	Philadelphia
1987-88	New Jersey	PDSF	2	4	New Jersey
1988-89	DID NOT QUALIFY				
1989-90	NY Rangers	PDSF	1	4	NY Rangers
1990-91	DID NOT QUALIFY				
1991-92	DID NOT QUALIFY				
1992-93	Washington	PDSF	4	2	ISLANDERS
	Pittsburgh	PDF	4	3	ISLANDERS
	Montreal	WCF	1	4	Montreal
1993-94	NY Rangers	ECQF	0	4	NY Rangers
1994-95	DID NOT QUALIFY				
1995-96	DID NOT QUALIFY				
1996-97	DID NOT QUALIFY				
1997-98	DID NOT QUALIFY				
1998-99	DID NOT QUALIFY				
1999-00	DID NOT QUALIFY				
2000-01	DID NOT QUALIFY				
2001-02	Toronto	ECQF	3	4	Toronto
2002-03	Ottawa	ECQF	1	4	Ottawa
2003-04	Tampa Bay	ECQF	1	4	Tampa Bay
2004-05	NO NHL SEASON LOCKOUT				
2005-06	DID NOT QUALIFY				
2006-07	Buffalo	ECQF	1	4	Buffalo
2007-08	DID NOT QUALIFY				
2008-09	DID NOT QUALIFY				
2009-10	DID NOT QUALIFY				
2010-11	DID NOT QUALIFY				
2011-12	DID NOT QUALIFY				
2012-13	Pittsburgh	ECQF	2	4	Pittsburgh
2013-14	DID NOT QUALIFY				
2014-15	Washington	First Round	3	4	Washington
2015-16	Florida	First Round	4	2	ISLANDERS
	Tampa Bay	Second Round	1	4	Tampa Bay
2016-17	DID NOT QUALIFY				
2017-18	DID NOT QUALIFY				
2018-19	Pittsburgh	First Round	4	0	ISLANDERS
	Carolina	Second Round	0	4	Carolina

ECQF . . . Eastern Conference Quarter Finals
 F . . . Final Round
 PDF . . . Patrick Division Finals
 PDSF . . . Patrick Division Semi-Finals

PRE. . . Preliminary Round
 QF . . . Quarter Finals
 SF. . . Semi-Final Round
 WCF . . . Wales Conference Finals

NEW YORK ISLANDERS PLAYOFF RECORD VS. NHL

OVERALL	GP	W	L	GF	GA
Boston Bruins	11	8	3	49	35
Buffalo Sabres	21	13	8	70	62
Carolina Hurricanes	4	0	4	5	13
Chicago Blackhawks	6	6	0	21	6
Edmonton Oilers	15	9	6	58	47
Florida Panthers	6	4	2	15	14
Los Angeles Kings	4	3	1	21	10
Minnesota North Stars	5	4	1	26	16
Montreal Canadiens	22	8	14	55	64
New Jersey Devils	6	2	4	18	23
New York Rangers	39	20	19	129	132
Ottawa Senators	5	1	4	7	13
Philadelphia Flyers	25	11	14	69	83
Pittsburgh Penguins	29	17	12	98	89
Quebec Nordiques	4	4	0	18	9
Tampa Bay Lightning	10	2	8	16	28
Toronto Maple Leafs	17	9	8	54	42
Vancouver Canucks	6	6	0	26	14
Washington Capitals	37	21	16	114	104
TOTALS	272	148	124	869	806
HOME	GP	W	L	GF	GA
Boston Bruins	5	4	1	31	17
Buffalo Sabres	10	7	3	40	31
Carolina Hurricanes	2	0	2	1	3
Chicago Blackhawks	4	4	0	14	5
Edmonton Oilers	7	5	2	32	14
Florida Panthers	3	2	1	7	6
Los Angeles Kings	2	1	1	11	7
Minnesota North Stars	3	3	0	17	7
Montreal Canadiens	10	6	4	30	21
New Jersey Devils	3	1	2	8	10
New York Rangers	19	10	9	67	63
Ottawa Senators	2	0	2	3	6
Philadelphia Flyers	11	7	4	40	32
Pittsburgh Penguins	14	10	4	74	44
Quebec Nordiques	2	2	0	9	3
Tampa Bay Lightning	4	0	4	5	13
Toronto Maple Leafs	9	3	0	39	16
Vancouver Canucks	3	3	0	17	12
Washington Capitals	17	11	6	53	47
TOTALS	130	84	46	488	357
ROAD	GP	W	L	GF	GA
Boston Bruins	6	4	2	18	18
Buffalo Sabres	11	6	5	30	31
Carolina Hurricanes	2	0	2	4	10
Chicago Blackhawks	2	2	0	7	1
Edmonton Oilers	8	4	4	26	33
Florida Panthers	3	2	1	8	8
Los Angeles Kings	2	2	0	10	3
Minnesota North Stars	2	1	1	9	9
Montreal Canadiens	12	2	10	25	43
New Jersey Devils	3	1	2	10	13
New York Rangers	20	10	10	62	69
Ottawa Senators	3	1	2	4	7
Philadelphia Flyers	14	4	10	29	51
Pittsburgh Penguins	15	7	8	34	45
Quebec Nordiques	2	2	0	9	6
Tampa Bay Lightning	3	1	2	11	17
Toronto Maple Leafs	11	2	9	16	26
Vancouver Canucks	3	3	0	9	2
Washington Capitals	20	10	10	61	57
TOTALS	142	64	78	381	449

OPPONENTS

IN THE PAST

STANLEY CUP PLAYOFFS

MEDIA INFORMATION

YEAR-BY-YEAR STANLEY CUP PLAYOFF RECORDS

OPPONENTS

IN THE PAST

STANLEY CUP PLAYOFFS

MEDIA INFORMATION

SEASON	OVERALL					HOME			ROAD		
	GP	W	L	GF	GA	GP	W	L	GP	W	L
1974-75	17	9	8	47	50	7	4	3	10	5	5
1975-76	13	7	6	43	39	6	5	1	7	2	5
1976-77	12	8	4	36	32	7	5	2	5	3	2
1977-78	7	3	4	13	16	4	3	1	3	0	3
1978-79	10	6	4	27	21	5	3	2	5	3	2
1979-80	21	15	6	88	66	10	7	3	11	8	3
1980-81	18	15	3	97	48	10	9	1	8	6	2
1981-82	19	15	4	85	52	10	8	2	9	7	2
1982-83	20	15	5	94	53	10	9	1	10	6	4
1983-84	21	12	9	62	60	11	8	3	10	4	6
1984-85	10	4	6	25	28	4	3	1	6	1	5
1985-86	3	0	3	4	11	1	0	1	2	0	2
1986-87	14	7	7	35	42	6	2	4	8	5	3
1987-88	6	2	4	18	23	3	1	2	3	1	2
1989-90	5	1	4	13	22	2	1	1	3	0	3
1992-93	18	9	9	58	65	8	6	2	10	3	7
1993-94	4	0	4	3	22	2	0	2	2	0	2
2001-02	7	3	4	21	22	3	3	0	4	0	4
2002-03	5	1	4	7	13	2	0	2	3	1	2
2003-04	5	1	4	5	12	2	0	2	3	1	2
2006-07	5	1	4	11	17	2	0	2	3	1	2
2012-13	6	2	4	17	25	3	1	2	3	1	2
2014-15	7	3	4	15	16	3	2	1	4	1	3
2015-16	11	5	6	26	32	5	2	3	6	3	3
2018-19	8	4	4	17	19	4	2	2	4	2	2
TOTALS	272	148	124	867	806	130	84	46	142	64	78

ADV	POWER PLAY			ADV	PENALTY KILLING		
	PPG	PCTG	SHGA		PPG	PCTG	SHG
1,020	205	20.1	25	1057	199	81.2	39



The 1974-75 Islanders celebrate the series-winning goal by J.P. Parise in O.T. vs the New York Rangers.

OPPOSITIONS

IN THE PAST

STANLEY CUP PLAYOFFS

MEDIA INFORMATION

ROUND-BY-ROUND RESULTS

1975

PRELIMINARY ROUND vs. RANGERS

(Islanders win series 2-1)			
APR. 8	NYI 3 at NYR 2	W	
APR. 10	NYI 3 vs. NYR 8	L	
APR. 11	NYI 4 at NYR 3	W OT	

QUARTER-FINALS vs. PITTSBURGH

(Islanders win series 4-3)			
APR. 13	NYI 4 at PIT 5	L	
APR. 15	NYI 1 at PIT 3	L	
APR. 17	NYI 4 vs. PIT 6	L	
APR. 20	NYI 3 vs. PIT 1	W	
APR. 22	NYI 4 at PIT 2	W	
APR. 24	NYI 4 vs. PIT 1	W	
APR. 26	NYI 1 at PIT 0	W	

SEMI-FINALS vs. PHILADELPHIA

(Philadelphia wins series 4-3)			
APR. 29	NYI 0 at PHI 4	L	
MAY 1	NYI 4 at PHI 5	L OT	
MAY 4	NYI 0 vs. PHI 1	L	
MAY 7	NYI 4 vs. PHI 3	W OT	
MAY 8	NYI 5 at PHI 1	W	
MAY 11	NYI 2 vs. PHI 1	W	
MAY 13	NYI 1 at PHI 4	L	

1976

PRELIMINARY ROUND vs. VANCOUVER

(Islanders win series 2-0)			
APR. 6	NYI 5 vs. VAN 3	W	
APR. 8	NYI 3 at VAN 1	W	

QUARTER-FINALS vs. BUFFALO

(Islanders win series 4-2)			
APR. 11	NYI 3 at BUF 5	L	
APR. 13	NYI 2 at BUF 3	L OT	
APR. 15	NYI 5 vs. BUF 3	W	
APR. 17	NYI 4 vs. BUF 2	W	
APR. 20	NYI 4 at BUF 3	W	
APR. 22	NYI 3 vs. BUF 2	W	

SEMI-FINALS vs. MONTREAL

(Montreal wins series 4-1)			
APR. 27	NYI 2 at MTL 3	L	
APR. 29	NYI 3 at MTL 4	L	
MAY 1	NYI 2 vs. MTL 3	L	
MAY 4	NYI 5 vs. MTL 2	W	
MAY 6	NYI 2 at MTL 5	L	

1977

PRELIMINARY ROUND vs. CHICAGO

(Islanders win series 2-0)			
APR. 5	NYI 5 vs. CHI 2	W	
APR. 7	NYI 2 vs. CHI 1	W	

QUARTER-FINALS vs. BUFFALO

(Islanders win series 4-0)			
APR. 11	NYI 4 vs. BUF 2	W	
APR. 13	NYI 4 vs. BUF 2	W	
APR. 15	NYI 4 at BUF 3	W	
APR. 17	NYI 4 at BUF 3	W	

SEMI-FINALS vs. MONTREAL

(Montreal wins series 4-2)			
APR. 23	NYI 3 at MTL 4	L	
APR. 26	NYI 0 at MTL 3	L	
APR. 28	NYI 5 vs. MTL 3	W	
APR. 30	NYI 0 vs. MTL 4	L	
MAY 3	NYI 4 at MTL 3	W OT	
MAY 5	NYI 1 vs. MTL 2	L	

1978

QUARTER-FINALS vs. TORONTO

(Toronto wins series 4-3)			
APR. 17	NYI 4 vs. TOR 1	W	
APR. 19	NYI 3 vs. TOR 2	W OT	
APR. 21	NYI 0 at TOR 2	L	
APR. 23	NYI 1 at TOR 3	L	
APR. 25	NYI 2 vs. TOR 1	W OT	
APR. 27	NYI 2 at TOR 5	L	
APR. 29	NYI 1 vs. TOR 2	L OT	

1979

QUARTER-FINALS vs. CHICAGO

(Islanders win series 4-0)			
APR. 16	NYI 6 vs. CHI 2	W	
APR. 18	NYI 1 vs. CHI 0	W OT	
APR. 20	NYI 4 at CHI 0	W	
APR. 22	NYI 3 at CHI 1	W	

SEMI-FINALS vs. RANGERS

(Rangers win series 4-2)			
APR. 26	NYI 1 vs. NYR 4	L	
APR. 28	NYI 4 vs. NYR 3	W OT	
MAY 1	NYI 1 at NYR 3	L	
MAY 3	NYI 3 at NYR 2	W OT	
MAY 5	NYI 3 vs. NYR 4	L	
MAY 8	NYI 1 at NYR 2	L	

1980

PRELIMINARY ROUND vs. LOS ANGELES

(Islanders win series 3-1)			
APR. 8	NYI 8 vs. LA 1	W	
APR. 9	NYI 3 vs. LA 6	L	
APR. 11	NYI 4 at LA 3	W OT	
APR. 12	NYI 6 at LA 0	W	

QUARTER-FINALS vs. BOSTON

(Islanders win series 4-1)			
APR. 16	NYI 2 at BOS 1	W OT	
APR. 17	NYI 5 at BOS 4	W OT	
APR. 19	NYI 5 vs. BOS 3	W	
APR. 21	NYI 3 vs. BOS 4	L OT	
APR. 22	NYI 4 at BOS 2	W	

SEMI-FINALS vs. BUFFALO

(Islanders win series 4-2)			
APR. 29	NYI 4 at BUF 1	W	
MAY 1	NYI 2 at BUF 1	W 2OT	
MAY 3	NYI 7 vs. BUF 4	W	
MAY 6	NYI 4 vs. BUF 7	L	
MAY 8	NYI 0 at BUF 2	L	
MAY 10	NYI 5 vs. BUF 2	W	

STANLEY CUP FINALS vs. PHILADELPHIA

(Islanders win series 4-2)			
MAY 13	NYI 4 at PHI 3	W OT	
MAY 15	NYI 3 at PHI 8	L	
MAY 17	NYI 6 vs. PHI 2	W	
MAY 19	NYI 5 vs. PHI 2	W	
MAY 22	NYI 3 at PHI 6	L	
MAY 24	NYI 5 vs. PHI 4	W OT	

1981

PRELIMINARY ROUND vs. TORONTO

(Islanders win series 3-0)			
APR. 8	NYI 9 vs. TOR 2	W	
APR. 9	NYI 5 vs. TOR 1	W	
APR. 11	NYI 6 at TOR 1	W	

QUARTER-FINALS vs. EDMONTON

(Islanders win series 4-2)			
APR. 16	NYI 8 vs. EDM 2	W	
APR. 17	NYI 6 vs. EDM 3	W	
APR. 19	NYI 2 at EDM 5	L	
APR. 20	NYI 5 at EDM 4	W OT	
APR. 22	NYI 3 vs. EDM 4	L	
APR. 24	NYI 5 at EDM 2	W	

SEMI-FINALS vs. RANGERS

(Islanders win series 4-0)			
APR. 28	NYI 5 vs. NYR 2	W	
APR. 30	NYI 7 vs. NYR 3	W	
MAY 2	NYI 5 at NYR 1	W	
MAY 5	NYI 5 at NYR 2	W	

STANLEY CUP FINALS vs. MINNESOTA

(Islanders win series 4-1)			
MAY 12	NYI 6 vs. MIN 3	W	
MAY 14	NYI 6 vs. MIN 3	W	
MAY 17	NYI 7 at MIN 5	W	
MAY 19	NYI 2 at MIN 4	L	
MAY 21	NYI 5 vs. MIN 1	W	

1982

PATRICK DIVISION SEMI-FINALS

vs. PITTSBURGH (Islanders win series 3-2)			
APR. 7	NYI 8 vs. PIT 1	W	
APR. 8	NYI 7 vs. PIT 2	W	
APR. 10	NYI 1 at PIT 2	L OT	
APR. 11	NYI 2 at PIT 5	L	
APR. 13	NYI 4 vs. PIT 3	W OT	

PATRICK DIVISION FINAL vs. RANGERS

(Islanders win series 4-2)			
APR. 15	NYI 4 vs. NYR 5	L	
APR. 16	NYI 7 vs. NYR 2	W	
APR. 18	NYI 4 at NYR 3	W OT	
APR. 19	NYI 5 at NYR 3	W	
APR. 21	NYI 2 vs. NYR 4	L	
APR. 23	NYI 5 at NYR 3	W	

WALES CONFERENCE FINAL vs. QUEBEC

(Islanders win series 4-0)			
APR. 27	NYI 4 vs. QUE 1	W	
APR. 29	NYI 5 vs. QUE 2	W	
MAY 1	NYI 5 at QUE 4	W OT	
MAY 4	NYI 4 at QUE 2	W	

STANLEY CUP FINALS vs. VANCOUVER

(Islanders win series 4-0)			
MAY 8	NYI 6 vs. VAN 5	W OT	
MAY 11	NYI 6 vs. VAN 4	W	
MAY 13	NYI 3 at VAN 0	W	
MAY 16	NYI 3 at VAN 1	W	

1983

PATRICK DIVISION SEMI-FINALS

vs. WASHINGTON (Islanders win series 3-1)			
APR. 6	NYI 5 vs. WSH 2	W	
APR. 7	NYI 2 vs. WSH 4	L	
APR. 9	NYI 6 at WSH 2	W	
APR. 10	NYI 6 at WSH 3	W	

PATRICK DIVISION FINAL vs. RANGERS

(Islanders win series 4-2)			
APR. 14	NYI 4 vs. NYR 1	W	
APR. 15	NYI 5 vs. NYR 0	W	
APR. 17	NYI 6 at NYR 7	L	
APR. 18	NYI 1 at NYR 3	L	
APR. 20	NYI 7 vs. NYR 2	W	
APR. 22	NYI 5 at NYR 2	W	

WALES CONFERENCE FINAL vs. BOSTON

(Islanders win series 4-2)			
APR. 26	NYI 5 at BOS 2	W	
APR. 28	NYI 1 at BOS 4	L	
APR. 30	NYI 7 vs. BOS 3	W	
MAY 3	NYI 8 vs. BOS 3	W	
MAY 5	NYI 1 at BOS 5	L	
MAY 7	NYI 8 vs. BOS 4	W	

STANLEY CUP FINAL vs. EDMONTON

(Islanders win series 4-0)			
MAY 10	NYI 2 at EDM 0	W	
MAY 12	NYI 6 at EDM 3	W	
MAY 14	NYI 5 vs. EDM 1	W	
MAY 17	NYI 4 vs. EDM 2	W	

ROUND-BY-ROUND RESULTS continued

1984

PATRICK DIVISION SEMI-FINALS vs. RANGERS (Islanders win series 3-2)

APR. 4	NYI 4 vs. NYR 1	W
APR. 5	NYI 0 vs. NYR 3	L
APR. 7	NYI 2 at NYR 7	L
APR. 8	NYI 4 at NYR 1	W
APR. 10	NYI 3 vs. NYR 2	W OT

PATRICK DIVISION FINAL vs. WASHINGTON (Islanders win series 4-1)

APR. 12	NYI 2 vs. WSH 3	L
APR. 13	NYI 5 vs. WSH 4	W OT
APR. 15	NYI 3 at WSH 1	W
APR. 16	NYI 5 at WSH 2	W
APR. 18	NYI 5 vs. WSH 3	W

WALES CONFERENCE FINAL vs. MONTREAL (Islanders win series 4-2)

APR. 24	NYI 0 at MTL 3	L
APR. 26	NYI 2 at MTL 4	L
APR. 28	NYI 5 vs. MTL 2	W
MAY 1	NYI 3 vs. MTL 1	W
MAY 3	NYI 3 at MTL 1	W
MAY 5	NYI 4 vs. MTL 1	W

STANLEY CUP FINAL vs. EDMONTON (Edmonton wins series 4-1)

MAY 10	NYI 0 vs. EDM 1	L
MAY 12	NYI 6 vs. EDM 1	W
MAY 15	NYI 2 at EDM 7	L
MAY 17	NYI 2 at EDM 7	L
MAY 19	NYI 2 at EDM 5	L

1985

PATRICK DIVISION SEMI-FINALS vs. WASHINGTON (Islanders win series 3-2)

APR. 10	NYI 3 at WSH 4	L OT
APR. 11	NYI 1 at WSH 2	L 2OT
APR. 13	NYI 2 vs. WSH 1	W
APR. 14	NYI 6 vs. WSH 4	W
APR. 16	NYI 2 at WSH 1	W

PATRICK DIVISION FINAL vs. PHILADELPHIA (Philadelphia wins series 4-1)

APR. 18	NYI 0 at PHI 3	L
APR. 21	NYI 2 at PHI 5	L
APR. 23	NYI 3 vs. PHI 5	L
APR. 25	NYI 6 vs. PHI 2	W
APR. 28	NYI 0 at PHI 1	L

1986

PATRICK DIVISION SEMI-FINALS vs. WASHINGTON (Washington wins series 3-0)

APR. 9	NYI 1 at WSH 3	L
APR. 10	NYI 2 at WSH 5	L
APR. 12	NYI 1 vs. WSH 3	L

1987

PATRICK DIVISION SEMI-FINALS vs. WASHINGTON (Islanders win series 4-3)

APR. 8	NYI 3 at WSH 4	L
APR. 9	NYI 3 at WSH 1	W
APR. 11	NYI 0 vs. WSH 2	L
APR. 12	NYI 1 vs. WSH 4	L
APR. 14	NYI 4 at WSH 2	W
APR. 16	NYI 5 vs. WSH 4	W
APR. 18	NYI 3 at WSH 2	W 4OT

PATRICK DIVISION FINAL vs. PHILADELPHIA (Philadelphia wins series 4-3)

APR. 20	NYI 2 at PHI 4	L
APR. 22	NYI 2 at PHI 1	W
APR. 24	NYI 1 vs. PHI 4	L
APR. 26	NYI 4 vs. PHI 6	L
APR. 28	NYI 2 at PHI 1	W
APR. 30	NYI 4 vs. PHI 2	W
MAY 2	NYI 1 at PHI 5	L

1988

PATRICK DIVISION SEMI-FINALS vs. NEW JERSEY (New Jersey wins series 4-2)

APR. 6	NYI 4 vs. NJ 3	W OT
APR. 7	NYI 2 vs. NJ 3	L
APR. 9	NYI 0 at NJ 3	L
APR. 10	NYI 5 at NJ 4	W OT
APR. 12	NYI 2 vs. NJ 4	L
APR. 14	NYI 5 at NJ 6	L

1990

PATRICK DIVISION SEMI-FINALS vs. RANGERS (Rangers win series 4-1)

APR. 5	NYI 1 at NYR 2	L
APR. 7	NYI 2 at NYR 5	L
APR. 9	NYI 4 vs. NYR 3	W 2OT
APR. 11	NYI 1 vs. NYR 6	L
APR. 13	NYI 5 at NYR 6	L

1993

PATRICK DIVISION SEMI-FINALS vs. WASHINGTON (Islanders win series 4-2)

APR. 18	NYI 1 at WSH 3	L
APR. 20	NYI 5 at WSH 4	W 2OT
APR. 22	NYI 4 vs. WSH 3	W OT
APR. 24	NYI 4 vs. WSH 3	W 2OT
APR. 26	NYI 4 at WSH 6	L
APR. 28	NYI 5 vs. WSH 3	W

PATRICK DIVISION FINAL vs. PITTSBURGH (Islanders win series 4-3)

MAY 2	NYI 3 at PIT 2	W
MAY 4	NYI 0 at PIT 3	L
MAY 6	NYI 1 vs. PIT 3	L
MAY 8	NYI 6 vs. PIT 5	W
MAY 10	NYI 3 at PIT 6	L
MAY 12	NYI 7 vs. PIT 5	W
MAY 14	NYI 4 at PIT 3	W OT

WALES CONFERENCE FINAL vs. MONTREAL (Montreal wins series 4-1)

MAY 16	NYI 1 at MTL 4	L
MAY 18	NYI 3 at MTL 4	L 2OT
MAY 20	NYI 1 vs. MTL 2	L OT
MAY 22	NYI 4 vs. MTL 1	W
MAY 24	NYI 2 at MTL 5	L

1994

EASTERN CONFERENCE QUARTER-FINALS vs. RANGERS (Rangers win series 4-0)

APR. 17	NYI 0 at NYR 6	L
APR. 18	NYI 0 at NYR 6	L
APR. 21	NYI 1 vs. NYR 5	L
APR. 24	NYI 2 vs. NYR 5	L

2002

EASTERN CONFERENCE QUARTER-FINALS vs. TORONTO (Toronto wins series 4-3)

APR. 18	NYI 1 at TOR 3	L
APR. 20	NYI 0 at TOR 2	L
APR. 23	NYI 6 vs. TOR 1	W
APR. 24	NYI 4 vs. TOR 3	W
APR. 26	NYI 3 at TOR 6	L
APR. 28	NYI 5 vs. TOR 3	W
APR. 30	NYI 2 at TOR 4	L

2003

EASTERN CONFERENCE QUARTER-FINALS vs. OTTAWA (Ottawa wins series 4-1)

APR. 9	NYI 3 at OTT 0	W
APR. 12	NYI 0 at OTT 3	L
APR. 14	NYI 2 vs. OTT 3	L 2OT
APR. 16	NYI 1 vs. OTT 3	L
APR. 17	NYI 1 at OTT 4	L

2004

EASTERN CONFERENCE QUARTER-FINALS vs. TAMPA BAY (Tampa Bay wins series 4-1)

APR. 8	NYI 0 at TBL 3	L
APR. 10	NYI 3 at TBL 0	W
APR. 12	NYI 0 vs. TBL 3	L
APR. 14	NYI 0 vs. TBL 3	L
APR. 16	NYI 2 at TBL 3	L OT

2007

EASTERN CONFERENCE QUARTER-FINALS vs. BUFFALO (Buffalo wins series 4-1)

APR. 12	NYI 1 at BUF 4	L
APR. 14	NYI 3 at BUF 2	W
APR. 16	NYI 2 vs. BUF 3	L
APR. 18	NYI 2 vs. BUF 4	L
APR. 20	NYI 3 at BUF 4	L

2013

EASTERN CONFERENCE QUARTER-FINALS vs. PITTSBURGH (Pittsburgh wins series 4-2)

MAY 1	NYI 0 at PIT 5	L
MAY 3	NYI 4 at PIT 3	W
MAY 5	NYI 4 vs. PIT 5	L OT
MAY 7	NYI 6 vs. PIT 4	W
MAY 9	NYI 0 at PIT 4	L
MAY 11	NYI 3 vs. PIT 4	L OT

2015

EASTERN CONFERENCE FIRST ROUND vs. Washington (Washington wins series 4-3)

APR 15	NYI 4 at WAS 1	W
APR 17	NYI 3 at WAS 4	L
APR 19	NYI 2 vs. WAS 1	W OT
APR 21	NYI 1 vs. WAS 2	L OT
APR 23	NYI 1 at WAS 5	L
APR 25	NYI 3 vs. WAS 1	W
APR 27	NYI 1 at WAS 2	L

2016

EASTERN CONFERENCE FIRST ROUND vs. Florida (Islanders win series 4-2)

APR 14	NYI 5 at FLA 4	W
APR 15	NYI 1 at FLA 3	L
APR 17	NYI 4 vs. FLA 3	W 2OT
APR 20	NYI 1 vs. FLA 2	L
APR 22	NYI 2 at FLA 1	W OT
APR 24	NYI 2 vs. FLA 1	W 2OT

EASTERN CONFERENCE SEMIFINAL vs. Tampa Bay (Tampa Bay wins series 4-1)

APR 27	NYI 5 at TBL 3	W
APR 30	NYI 1 at TBL 4	L
MAY 3	NYI 4 vs. TBL 5	L OT
MAY 6	NYI 1 vs. TBL 2	L OT
MAY 8	NYI 0 at TBL 4	L

2019

EASTERN CONFERENCE FIRST ROUND vs. Pittsburgh (Islanders win series 4-0)

APR 10	NYI 4 vs. PIT 3	W OT
APR 12	NYI 3 vs. PIT 1	W
APR 14	NYI 4 at PIT 1	W
APR 16	NYI 3 at PIT 1	W

EASTERN CONFERENCE SEMIFINAL vs. Carolina (Carolina wins series 4-0)

APR 26	NYI 0 vs. CAR 1	L OT
APR 28	NYI 1 vs. CAR 2	L
MAY 1	NYI 2 at CAR 5	L
MAY 3	NYI 2 at CAR 5	L

OPPONENTS

IN THE PAST

STANLEY CUP PLAYOFFS

MEDIA INFORMATION

POSTSEASON LEADERS

OPPONENTS

	PLAYER	GOALS	PLAYER	ASSISTS	PLAYER	POINTS	PLAYER	PIM
1974-75	Parise	8	Drouin	12	Drouin	18	Howatt	59
1975-76	Drouin	6	Potvin	14	Potvin	19	Lewis	44
1976-77	Harris	7	Trottier	8	Harris	14	Howatt	28
1977-78	Nystrom	3	3 Players	3	Bourne	5	Howatt	62
1978-79	Bossy	6	Potvin	7	Potvin	11	Price	25
1979-80	Trottier	12	Trottier	17	Trottier	29	Lane	85
1980-81	Bossy	17	Bossy	18	Bossy	35	Trottier	34
			Trottier	18				
1981-82	Bossy	17	Trottier	23	Trottier	29	Lane	61
1982-83	Bossy	17	Bourne	20	Bourne	28	D. Sutter	43
1983-84	Gillies	12	Bossy	10	Gillies	19	Trottier	49
			B. Sutter	10				
1984-85	Bossy	5	Tonelli	8	Bossy	11	D. Sutter	47
1985-86	4 Players	1	Bossy	2	Bossy	3	Flatley	21
1986-87	Trottier	8	LaFontaine	7	Trottier	13	Curran	51
1987-88	LaFontaine	4	LaFontaine	5	LaFontaine	9	Diduck	42
1989-90	Flatley	3	Volek	4	B. Sutter	5	Baumgartner	27
					Volek	5		
1992-93	Ferraro	13	King	11	Ferraro	20	Pilon	50
1993-94	3 Players	1	6 Players	1	9 Players	1	Vukota	17
2001-02	K. Miller	4	Hamriik	6	3 Players	7	Scatchard	22
2002-03	Yashin	2	3 Players	2	Yashin	4	Wiemer	23
2003-04	Blake	2	Niinimaa	2	Niinimaa	3	4 Players	6
			Parrish	2	Parrish	3		
2006-07	Hunter	3	Smyth	3	Smyth	4	Robitaille	8
			Poti	3			Zednik	8
2012-13	Tavares	3	5 Players	3	Tavares	5	Hamonic	23
	Okposo	3			Streit	5		
2014-15	Six Players	2	Leddy	5	Tavares	6	Clutterbuck	26
2015-16	Tavares	6	Okposo	6	Tavares	11	Cizikas	16
2018-19	Bailey/Eberle/Nelson	4	Barzal/Eberle	5	Eberle	9	Four Players	8

IN THE PAST

STANLEY CUP PLAYOFFS

MEDIA INFORMATION

	PLAYER	PPG	PLAYER	SHG	PLAYER	GWG	PLAYER	OTG
1974-75	Parise	4	Westfall	1	Westfall	2	Parise	1
			Potvin	1	Gillies	2		
1975-76	Potvin	2	Henning	1	MacMillan	2	None	—
1976-77	Harris	2	Westfall	1	Gillies	4	Harris	1
	Potvin	2						
1977-78	3 Players	1	None	—	Nystrom	2	Bossy	1
							Nystrom	1
1978-79	Bossy	2	Henning	1	6 Players	1	3 Players	1
1979-80	Bossy	6	Henning	3	Nystrom	3	Nystrom	2
1980-81	Bossy	9	3 Players	2	Bossy	3	Morrow	1
1981-82	Bossy	6	Carroll	2	Bossy	3	4 Players	1
					Gillies	3		
1982-83	Bossy	6	3 Players	1	Bossy	5	None	—
1983-84	Gillies	3	B. Sutter	1	Bossy	3	Kallur	1
			Kallur	1	B. Sutter	3	Morrow	1
1984-85	Bossy	2	None	—	B. Sutter	2	None	—
1985-86	LaFontaine	1	None	—	None		None	—
1986-87	Trottier	3	None	—	Trottier	2	LaFontaine	1
					LaFontaine	2		
1987-88	5 Players	1	3 Players	1	LaFontaine	1	LaFontaine	1
					B. Sutter	1	B. Sutter	1
1989-90	B. Sutter	2	None	—	B. Sutter	1	B. Sutter	1
	Flatley	2						
1992-93	Ferraro	4	Fitzgerald	2	Ferraro	2	Ferraro	2
			Hogue	2				
1993-94	Thomas	1	None	—	None	—	None	—
2001-02	3 Players	2	None	—	3 Players	1	None	—
2002-03	3 Players	1	None	—	Scatchard	1	None	—
2003-04	Niinimaa	1	None	—	Niinimaa	1	None	—
	Kvasha	1						
2006-07	Bergeron	1	None	—	Bergeron	1	None	—
	Sillinger	1						
2012-13	Moulson	1	Okposo	1	Okposo	1	None	—
	Streit	1			Tavares	1		
2014-15	None	—	None	—	3 Players	1	Tavares	1
2015-16	Tavares/Nielsen	2	None	—	Tavares	2	Hickey/Quine/Tavares	1
2018-19	Barzal	2	None	—	Nelson	2	Bailey	1

OVERTIME GOALS

FOR: 34

DATE	PLAYER	ROUND	GAME	OPPONENT	SCORE	TIME
4/11/75	J.P. Parise	PRE	3*	at NY Rangers	4-3	0:11
5/7/75	Jude Drouin	SF	4	Philadelphia	4-3	1:53
5/3/77	Bill Harris	SF	5	at Montreal	4-3	3:58
4/19/78	Mike Bossy	QF	2	Toronto	3-2	2:50
4/25/78	Bob Nystrom	QF	5	Toronto	2-1	8:02
4/18/79	Mike Bossy	QF	2	Chicago	1-0	2:31
4/28/79	Denis Potvin	SF	2	NY Rangers	4-3	8:02
5/3/79	Bob Nystrom	SF	4	at NY Rangers	3-2	3:40
4/11/80	Ken Morrow	PRE	3	at Los Angeles	4-3	6:55
4/16/80	Clark Gillies	QF	1	at Boston	2-1	1:02
4/17/80	Bob Bourne	QF	2	at Boston	5-4	1:24
5/1/80	Bob Nystrom	SF	2	at Buffalo	2-1	21:20 (20T)
5/13/80	Denis Potvin	F	1	at Philadelphia	4-3	4:07
5/24/80	Bob Nystrom	F	6*	Philadelphia	5-4	7:11
4/20/81	Ken Morrow	QF	4	at Edmonton	5-4	5:41
4/13/82	John Tonelli	PRE	5*	Pittsburgh	4-3	6:19
4/18/82	Bryan Trottier	QF	3	at NY Rangers	4-3	3:00

AGAINST: 17

DATE	PLAYER	ROUND	GAME	OPPONENT	SCORE	TIME
5/1/75	Bobby Clarke	SF	2	at Philadelphia	5-4	2:56
4/13/76	Danny Gare	QF	2	at Buffalo	3-2	14:04
4/29/78	Lanny McDonald	QF	7*	Toronto	2-1	4:13
4/21/80	Terry O'Reilly	QF	4	Boston	4-3	17:13
4/10/82	Rick Kehoe	PRE	3	at Pittsburgh	2-1	4:14
4/10/85	Alan Haworth	PDSF	1	at Washington	4-3	2:28
4/11/85	Mike Gartner	PDSF	2	at Washington	2-1	21:23 (20T)
5/18/93	Stephan Lebeau	WCF	2	at Montreal	4-3	26:21 (20T)
5/20/93	Guy Carbonneau	WCF	3	Montreal	2-1	12:34

SHUTOUTS

FOR: 9

DATE	GOALTENDER	OPPONENT	SCORE
4/26/75	Glenn Resch	at Pittsburgh	1-0
4/18/79	Bill Smith	Chicago	1-0
4/20/79	Glenn Resch	at Chicago	4-0
4/12/80	Bill Smith	at Los Angeles	6-0
5/13/82	Bill Smith	at Vancouver	3-0
4/15/83	Bill Smith	NY Rangers	5-0
5/10/83	Bill Smith	at Edmonton	2-0
4/9/03	Garth Snow	at Ottawa	3-0
4/10/04	Rick DiPietro	at Tampa Bay	3-0

AGAINST: 25

DATE	GOALTENDER	OPPONENT	SCORE
4/29/75	Wayne Stephenson	at Philadelphia	4-0
5/4/75	Bernie Parent	Philadelphia	1-0
4/26/77	Ken Dryden	at Montreal	3-0
4/30/77	Ken Dryden	Montreal	4-0
4/21/78	Mike Palmateer	at Toronto	2-0
5/8/80	Bob Sauve	at Buffalo	2-0
4/5/84	Glen Hanlon	NY Rangers	3-0
4/24/84	Steve Penney	at Montreal	3-0
5/10/84	Grant Fuhr	Edmonton	1-0
4/18/85	Pelle Lindbergh	at Philadelphia	3-0
4/28/85	Pelle Lindbergh	at Philadelphia	1-0
4/11/87	Bob Mason	Washington	2-0
4/9/88	Sean Burke	at New Jersey	3-0
5/4/93	Tom Barrasso	at Pittsburgh	3-0
4/17/94	Mike Richter	at NY Rangers	6-0
4/18/94	Mike Richter	at NY Rangers	6-0
4/20/02	Curtis Joseph	at Toronto	2-0
4/12/03	Patrick Lalime	at Ottawa	3-0
4/8/04	Nikolai Khabibulin	at Tampa Bay	3-0
4/12/04	Nikolai Khabibulin	Tampa Bay	3-0
4/14/04	Nikolai Khabibulin	Tampa Bay	3-0
5/1/13	Marc-Andre Fleury	Pittsburgh	5-0
5/9/13	Tomas Vokoun	Pittsburgh	4-0
5/8/16	Ben Bishop	at Tampa Bay	4-0
4/26/19	Petr Mrazek	vs. Carolina	1-0

DATE	PLAYER	ROUND	GAME	OPPONENT	SCORE	TIME
5/1/82	Wayne Merrick	SF	3	at Quebec	5-4	16:52
5/16/82	Mike Bossy	F	1	Vancouver	6-5	19:58
4/10/84	Ken Morrow	PDSF	5*	NY Rangers	3-2	8:56
4/13/84	Anders Kallur	PDF	2	Washington	5-4	7:35
4/18/87	Pat LaFontaine	PDSF	7*	at Washington	3-2	68:47 (40T)
4/6/88	Pat LaFontaine	PDSF	1	New Jersey	4-3	6:11
4/10/88	Brent Sutter	PDSF	4	at New Jersey	5-4	15:07
4/9/90	Brent Sutter	PDSF	3	NY Rangers	4-3	20:59 (20T)
4/20/93	Brian Mullen	PDSF	2	at Washington	5-4	34:50 (20T)
4/22/93	Ray Ferraro	PDSF	3	Washington	4-3	4:46
4/24/93	Ray Ferraro	PDSF	4	Washington	4-3	25:40 (20T)
5/14/93	David Volek	PDF	7*	at Pittsburgh	4-3	5:16
4/19/15	John Tavares	1st Rnd	3	vs. Washington	2-1	0:15
4/17/16	Thomas Hickey	1st Rnd	3	vs. Florida	4-3	12:31
4/22/16	Alan Quine	1st Rnd	5	at Florida	2-1	16:00 (20T)
4/24/16	John Tavares	1st Rnd	6*	vs. Florida	2-1	10:41 (20T)
4/10/19	Josh Bailey	1st Rnd	1	vs. Pittsburgh	4-3	4:39

DATE	PLAYER	ROUND	GAME	OPPONENT	SCORE	TIME
4/14/03	Todd White	ECQF	3	Ottawa	3-2	22:25 (20T)
4/16/04	Martin St. Louis	ECQF	5*	at Tampa Bay	3-2	4:07
5/5/13	Chris Kunitz	ECQF	3	vs. Pittsburgh	5-4	8:44
5/11/13	Brooks Orpik	ECQF	6*	vs. Pittsburgh	4-3	7:49
4/21/15	Niklas Backstrom	1st Rnd	4	vs. Washington	1-2	11:09
5/3/16	Brian Boyle	2nd Rnd	3	vs. Tampa Bay	4-5	2:48
5/6/16	Jason Garrison	2nd Rnd	4	vs. Tampa Bay	1-2	1:34
4/26/19	Jordan Staal	2nd Rnd	1	vs. Carolina	0-1	4:04

*Decided Series

HAT TRICKS

FOR: 12

DATE	PLAYER	OPPONENT	GOALTENDER	SCORE
4/23/77	Bill Harris	at Montreal	Ken Dryden	3-4
4/16/79	Mike Bossy	Chicago	Tony Esposito	6-2
4/8/80	Bryan Trottier	Los Angeles	Doug Keans	8-1
4/9/81	Bryan Trottier	Toronto	Michel Larocque	5-1
4/17/81	Denis Potvin	Edmonton	Andy Moog	6-3
5/17/81	Butch Goring	at Minnesota	Gilles Meloche	7-5
5/8/82	Mike Bossy	Vancouver	Richard Brodeur	6-5
4/10/83	Mike Bossy	at Washington	Al Jensen (2)	6-3
			Pat Riggan (1)	
4/15/83	Duane Sutter	NY Rangers	Glen Hanlon	5-0
5/3/83	Mike Bossy	Boston	Pete Peeters	8-3
5/7/83	Mike Bossy(4)	Boston	Pete Peeters	8-4
5/12/84	Clark Gillies	Edmonton	Grant Fuhr	6-1
4/26/93	Ray Ferraro(4)	at Washington	Don Beaupre	4-6

PENALTY SHOTS

FOR: 3

DATE	PLAYER	OPPONENT	GOALTENDER	RESULT
4/9/83	Denis Potvin	at Washington	Pat Riggan	Failed
4/5/90	Randy Wood	at NY Rangers	Mike Richter	Failed
4/24/02	Shawn Bates	Toronto	Curtis Joseph	Scored

AGAINST: 5

DATE	PLAYER	OPPONENT	GOALTENDER	RESULT
5/7/75	Bill Barber	Philadelphia	Glenn Resch	Failed
4/20/79	Mike Walton	at Chicago	Glenn Resch	Failed
5/1/84	Mats Naslund	Montreal	Bill Smith	Failed
4/14/85	Bob Carpenter	Washington	Bill Smith	Failed
4/22/16	Aleksander Barkov	Florida	Thomas Greiss	Failed

TEAM PLAYOFF RECORDS

YEAR

Most Victories: 15	(4 times) 1980, 81, 82, 83
Most Goals: 97	1981
Most Goals Against: 66	1980
Most Assists: 155	1981
Most Points: 252	1981
Most Power Play Goals: 31	1981
Most Shorthanded Goals: 9	1981
Most Penalty Minutes: 550	1980
Most Shutouts: 2	(2 times) 1979, 1983
Most Times Shutout: 3	(2 times) 1984, 2004
Longest Winning Streak: 9	1982
Longest Losing Streak: 4	(4 times) 1994, 2003, 2016, 2019

SERIES

Most Goals For:	
2-Game Series: 8	vs. Vancouver 1976 Prelims.
3-Game Series: 20	vs. Toronto 1981 Prelims.
4-Game Series: 22	vs. NY Rangers 1981 Semis
5-Game Series: 26	vs. Minnesota 1981 Finals
6-Game Series: 30	vs. Boston 1983 WCF
7-Game Series: 24	vs. Pittsburgh 1993 PDF

Most Goals Against:	
2-Game Series: 4	vs. Vancouver 1976 Prelims.
3-Game Series: 13	vs. NY Rangers 1975 Prelims.
4-Game Series: 22	vs. NY Rangers 1994 ECQF
5-Game Series: 22	vs. NY Rangers 1990 PDSF
6-Game Series: 25	vs. Philadelphia 1980 Finals vs. Pittsburgh 2013 ECQF
7-Game Series: 27	vs. Pittsburgh 1993 PDF

Most Goals, Both Clubs:	
2-Game Series: 12	vs. Vancouver (4) 1976 Prelims.
3-Game Series: 24	vs. Toronto (4) 1981 Prelims.
4-Game Series: 31	vs. Los Angeles (10) 1980 Prelims.
5-Game Series: 42	vs. Minnesota (16) 1981 Finals
6-Game Series: 51	(Twice) vs. Boston (21) 1983 WCF vs. Philadelphia (25) 1980 Finals
7-Game Series: 51	vs. Pittsburgh (27) 1993 PDF

Fewest Goals For:	
2-Game Series: 7	vs. Chicago 1977 Prelims.
3-Game Series: 4	vs. Washington 1986 PDSF
4-Game Series: 3	vs. NY Rangers 1994 ECQF
5-Game Series: 5	vs. Tampa Bay 2004 ECQF
6-Game Series: 13	(twice) vs. NY Rangers 1979 Semis vs. Montreal 1977 Semis
7-Game Series: 13	vs. Toronto 1978 Quarters

Fewest Goals Against:	
2-Game Series: 3	vs. Chicago 1977 Prelims.
3-Game Series: 4	vs. Toronto 1981 Prelims.
4-Game Series: 3	vs. Chicago 1979 Quarters
5-Game Series: 12	(twice) vs. Washington 1985 PDSF vs. Tampa Bay 2004 ECQF
6-Game Series: 12	vs. Montreal 1984 WCF
7-Game Series: 16	vs. Toronto 1978 Quarters vs. Washington 2015 1st Round

Most Power Play Goals: 15	vs. Philadelphia 1980 Finals
Most Power Play Goals Against: 10	(twice) vs. NY Rangers 1990 PDSF vs. New Jersey 1988 Semis
Most Power Play Goals, Both Clubs: **21	(twice) vs. Edmonton (8) 1981 Quarters vs. Philadelphia (6) 1980 Finals

Fewest Power Play Goals: 0	vs. Washington (7) 2015 First Round
---	-------------------------------------

Most Shorthanded Goals: 4	vs. Pittsburgh 1993 PDF
--	-------------------------

Most Shorthanded Goals Against: 3	vs. New Jersey 1988 Semis
--	---------------------------

Most Penalty Minutes: 252	vs. New Jersey 1988 Semis
--	---------------------------

Most Penalty Minutes, Opposition: 237	vs. New Jersey 1988 Semis
--	---------------------------

Most Shutouts: 2	vs. Chicago 1979 Quarters
-----------------------------------	---------------------------

Most Times Shutout: 3	vs. Tampa Bay 2004 Quarters
--	-----------------------------

Most Overtime Games: 3	vs. Florida 2016 First Round vs. Washington 1993 PDSF vs. Boston 1980 Quarters vs. Toronto 1978 Quarters
---	---

Most Overtime Victories: 3	vs. Washington 1993 PDSF vs. Florida 2016 Round 1
---	--

Most Consecutive Series Won: *19	1980 Prelims thru 1984 WCF
---	----------------------------

GAME:

Most Goals: 9	vs. Toronto, 4/8/81
--------------------------------	---------------------

Most Goals Against: 8	at Philadelphia, 5/15/80; vs. NY Rangers, 4/10/75
--	--

Most Goals, Both Clubs: 13	at NY Rangers (7), 4/17/83
---	----------------------------

Most Power Play Goals: **5	vs. Philadelphia, 5/17/80
---	---------------------------

Most Power Play Goals Against: 4	at New Jersey, 4/14/88; vs. Washington, 4/13/84
---	--

Most Power Play Goals, Both Clubs: 6	vs. Edmonton (2), 4/17/81
---	---------------------------

Most Shorthanded Goals: **3	at NY Rangers, 4/17/83
--	------------------------

Most Shorthanded Goals, Both Clubs: **4	at NY Rangers, 4/17/83
--	------------------------

Most Penalty Minutes: 128	at Boston, 4/17/80
--	--------------------

Most Penalty Minutes, Opposition: 126	at Boston, 4/17/80
--	--------------------

Most Penalty Minutes, Both Clubs: 254	at Boston (126), 4/17/80
--	--------------------------

Most Shots: (Excluding overtime) 47	vs. NY Rangers, 4/15/83; vs. Pittsburgh, 4/13/82; vs. Pittsburgh, 4/17/75
--	---

Most Shots Against: (Excluding overtime) 48	at Buffalo, 4/15/77
--	---------------------

PERIOD

Most Goals: 5	(3 times) vs. Boston, 5/3/83; at Toronto, 4/11/81; vs. Los Angeles, 4/8/80
--------------------------------	---

Most Goals Against: 4	(10 times) Most Recent: at NY Rangers, 4/18/94; at NY Rangers, 4/17/94
--	---

Most Goals, Both Clubs: 8	vs. Pittsburgh (4), 5/8/93
--	----------------------------

Most Power Play Goals: 3	vs. Edmonton, 4/17/81; at Philadelphia, 5/17/80
---	---

Most Power Play Goals Against: 2	(20 times) Most Recent: vs. Pittsburgh, 5/5/13
---	--

Most Power Play Goals, Both Clubs: 4	vs. Edmonton (1), 4/17/81
---	---------------------------

Most Shorthanded Goals: **2	(Four times) at New Jersey, 4/14/88; at NY Rangers, 4/17/83; vs. Minnesota, 5/12/81; vs. Los Angeles, 4/8/80
--	---

Most Shorthanded Goals Against: **2	at Philadelphia, 5/2/87; vs. Los Angeles, 4/9/80
--	--

Most Penalty Minutes: 124	at Boston, 4/17/80
--	--------------------

Most Penalty Minutes, Opposition: 124	at Boston, 4/17/80
--	--------------------

Most Penalty Minutes, Both Clubs: *248	at Boston, 4/17/80
---	--------------------

Most Shots: 27	vs. Philadelphia, 4/23/85
---------------------------------	---------------------------

Most Shots Against: 22	at Buffalo, 4/15/77
---	---------------------

Fewest Shots: 2	vs. Washington, 4/13/85; vs. Washington, 4/13/84
----------------------------------	--

Fewest Shots Against: 2	vs. Boston, 5/3/83
--	--------------------

Fastest Goal, Start of Period: 0:09	(3rd Period) at Buffalo, 4/15/77 by Clark Gillies
--	---

Fastest Two Goals: 0:14 (2X)	(twice) at Toronto, 4/23/02, S. Bates 4:07, D. Scatchard 4:21; at Philadelphia, 5/1/75, J.P. Parise 13:46, D. Potvin 14:00
---	---

Fastest Two Goal, One Player, Start of Period: *0:35	at Edmonton, 5/18/84 by Pat Lafontaine
---	--

* NHL Record
** Ties NHL Record

INDIVIDUAL PLAYOFF RECORDS

CAREER:

Most Games Played:	185
Denis Potvin, 1975-88	
Most Points:	170
Bryan Trottier, 1976-90	
Most Goals:	85
Mike Bossy, 1977-87	
Most Assists:	108
Denis Potvin, 1975-88	
Most Penalty Minutes:	321
Duane Sutter, 1980-87	
Most Game-Winning Goals:	17
Mike Bossy, 1977-87	
Most Overtime Goals:	4
Bob Nystrom, 1975-85	
Most Power Play Goals:	35
Mike Bossy, 1977-87	
Most Shorthanded Goals:	5
Anders Kallur, 1980-85; Lorne Henning, 1975-81; Bob Bourne, 1975-86	
Most Hat Tricks:	5
Mike Bossy, 1977-87	
Most Games Played, Goalie:	132
Bill Smith, 1975-87	
Most Minutes Played, Goalie:	7,645
Bill Smith, 1975-87	
Most Shutouts:	5
Bill Smith, 1975-87	
Most Consecutive Starts:	33
Bill Smith, 1983 thru 1985	

YEAR

Most Goals:	17
Mike Bossy, 1981,82,83	
Most Goals, Playoffs & Regular Season:	85
Mike Bossy, 1981	
Most Goals, Rookie:	9
Patrick Flatley, 1984	
Most Assists:	23
Bryan Trottier, 1982	
Most Points:	35
Mike Bossy, 1981, (17-18-35)	
Most Points, Rookie:	15
Patrick Flatley, 1984, (9-6-15)	
Most Points, Defenseman:	25
Denis Potvin, 1981, (8-17-25)	
Most Penalty Minutes:	85
Gord Lane, 1980	
Most Power Play Goals:	**9
Mike Bossy, 1981	
Most Shorthanded Goals:	**3
Lorne Henning, 1980	
Most Game-Winning Goals:	5
Mike Bossy, 1983	
Most Overtime Goals:	2
Ray Ferraro, 1993, Bob Nystrom, 1980	

Most Three-or-More Goal Games:	3
Mike Bossy, 1983	
Most Goals, Defenseman:	8
Denis Potvin, 1981 & a1983	
Longest Consecutive Scoring Streak, More Than One Year:	*27
Bryan Trottier, (16-26-42), 1980 (7gp), 1981 (18gp), 1982 (2gp)	
Longest Consec. Scoring Streak, One Playoff Year:	*18
Bryan Trottier, (11-18-29), 1981	
Most Minutes Played, Goal:	1198
Bill Smith, 1980	
Most Games Played, Goal:	21
Bill Smith, 1983	
Most Wins by a Goaltender:	15
Bill Smith (18 GP) 1982, Bill Smith (20 GP) 1980	
Most Consecutive Starts, Goal:	21
Bill Smith, 1984	

SERIES

Most Points:	13
Mike Bossy vs. Boston, 1983	
Most Goals:	9
Mike Bossy vs. Boston, 1983	
Most Goals, Final Series:	7
Mike Bossy vs. Vancouver, 1982	
Most Three-or-More Goal Games:	2
Mike Bossy vs. Boston, 1983	
Most Game-Winning Goals:	*4
Mike Bossy vs. Boston, 1983	
Most Power Play Goals:	5
Denis Potvin vs. Edmonton, 1981	
Most Shorthanded Goals:	2
Bryan Trottier vs. Los Angeles, 1980 Butch Goring vs. NY Rangers, 1981 Tom Fitzgerald vs. Pittsburgh, 1993	
Most Assists:	10
Bob Bourne vs. Rangers, 1983	
Most Penalty Minutes:	62
Garry Howatt vs. Toronto, 1978	
Most Shutouts:	1
Bill Smith (5 x), 1979,1980, 1982,1983 (X2) Glenn Resch (2 x), 1975, 1979; Garth Snow, 2003; Rick DiPietro, 2004	
Lowest Goals Against Average:	0.49
Bill Smith vs. Chicago, 1979	
Most OT Wins:	3
Thomas Greiss (2016), Glenn Healy (1993)	
Most Points, Opponent:	11
Evgeni Malkin (Pittsburgh), 2013	
Most Goals, Opponent:	7
Dale Hunter (Washington), 1993; John MacLean (New Jersey), 1988	
Most Assists, Opponent:	9
Evgeni Malkin (Pittsburgh), 2013	
Most Penalty Minutes, Opponent:	57
Dave Schultz (Philadelphia), 1975	

GAME

Most Points:	5
Denis Potvin vs. Edmonton, 4/17/81; Bryan Trottier vs. Toronto, 4/8/81	
Most Goals:	4
Ray Ferraro at Washington, 4/26/93; Mike Bossy vs. Boston, 5/7/83	
Most Assists:	4
Duane Sutter at Edmonton, 5/12/83	
Most Power Play Goals:	**3
Denis Potvin vs. Edmonton, 4/17/81	
Most Shorthanded Goals:	**2
Bryan Trottier vs. Los Angeles, 4/8/80; Tom Fitzgerald vs. Pittsburgh, 5/8/93	
Most Goals, Defenseman:	3
Denis Potvin vs. Edmonton, 4/17/81	
Most Goals, Rookie:	2
4 Times, Most Recent: Shane Prince vs. Tampa Bay, 4/27/16	
Most Penalty Minutes:	27
Garry Howatt at Toronto, 4/27/78	
Most Penalties:	6
Brian Curran vs. Washington, 4/12/87	
Fastest Two Goals:	0:22
Pat LaFontaine at Edmonton, 5/19/84	
Most Points, Opponent:	4
(8 Players) Most Recent: Brian Leetch (Rangers), 4/21/94; John MacLean (New Jersey), 4/14/88	
Most Assists, Opponent:	4
John MacLean (New Jersey), 4/14/88; Brad Maxwell (Minnesota), 5/19/81	
Most Penalty Minutes, Opponent:	31
Terry O'Reilly (Boston), 1980	
Most Saves (without overtime):	45
Bill Smith at Buffalo, 4/15/77, 4-3 win	
Most Saves (with overtime):	73
Kelly Hruddy at Washington, 4/18/87; 3-2 win (4 OT), 4/19/87	

PERIOD

Most Points:	3
(15 times) Most Recent: Ray Ferraro at Washington, 4/26/93; Pat LaFontaine & Mikko Makela vs. Washington, 4/16/87	
Most Goals:	3
Ray Ferraro at Washington, 4/26/93; Mike Bossy vs. Boston, 5/7/83	
Most Goals, Rookie:	2
4 Times, Most Recent: Shane Prince vs. Tampa Bay, 4/27/16	
Most Assists:	**3
Bob Bourne vs. NY Rangers, 4/14/83; J.P. Parise vs. Pittsburgh, 4/17/75	
Most Power Play Goals:	2
Mike Bossy at Vancouver, 5/16/82; Denis Potvin vs. Edmonton, 4/17/81	
Most Shorthanded Goals:	**2
Bryan Trottier vs. Los Angeles, 4/8/80	

* NHL Record
** Ties NHL Record

ALL-TIME PLAYOFF SCORING

PLAYER	GP	G	A	PTS	PIM	PPG	SHG	GWG	OTG
Bryan Trottier	175	64	106	170	220	18	4	10	1
Denis Potvin	185	56	108	164	253	28	2	7	2
Mike Bossy	129	85	75	160	38	35	0	17	3
Clark Gillies	159	47	46	93	262	12	0	12	1
Bob Bourne	129	38	54	92	108	11	5	5	1
Bob Nystrom	157	39	44	83	236	2	0	7	4
John Tonelli	113	28	55	83	113	1	0	5	1
Butch Goring	99	28	40	68	26	7	2	5	0
Brent Sutter	88	25	34	59	120	7	2	7	2
Stefan Persson	102	7	50	57	69	6	0	0	0
Duane Sutter	120	22	30	52	321	2	0	3	0
Wayne Merrick	95	18	28	46	28	0	0	3	1
Jude Drouin	47	17	27	44	17	3	0	2	1
Pat LaFontaine	50	14	21	35	30	3	0	3	2
Anders Kallur	78	12	23	35	32	1	5	1	1
Tomas Jonsson	76	9	26	35	91	5	0	0	0
Billy Harris	59	17	17	34	44	6	0	3	1
J.P. Parise	41	16	18	34	38	6	0	1	1
Patrick Flatley	59	18	15	33	61	3	0	2	0
Ken Morrow	127	11	22	33	97	0	0	3	3
Ed Westfall	45	9	20	29	12	3	2	2	0
Garry Howatt	87	12	14	26	289	0	0	3	0
Mike McEwen	44	9	17	26	28	6	0	0	0
John Tavares	24	11	11	22	12	2	0	4	2
Ray Ferraro	22	14	7	21	24	4	1	2	2
Greg Gilbert	51	9	10	19	76	2	0	1	0
Steve Thomas	22	10	8	18	45	2	0	1	0
Billy Carroll	62	6	12	18	14	0	4	1	0
Dave Langevin	82	2	16	18	97	0	0	1	0
Josh Bailey	30	8	9	17	2	2	0	1	1
Gord Lane	75	3	14	17	214	0	0	1	0
Derek King	31	3	14	17	20	0	0	1	0
Kyle Okposo	24	7	8	15	11	1	1	1	0
Lorne Henning	81	7	7	14	8	1	5	1	0
Pierre Turgeon	15	6	8	14	0	1	0	0	0
Benoit Hogue	22	6	7	13	35	0	2	1	0
Andre St. Laurent	40	4	9	13	27	1	0	1	0
Bob Lorimer	49	3	10	13	83	0	0	1	0
Bert Marshall	43	3	10	13	43	0	0	1	0
Alexei Yashin	22	5	7	12	4	1	0	0	0
Gerry Hart	58	3	9	12	115	0	0	1	0
Brock Nelson	26	7	4	11	10	1	0	2	0
Mikko Makela	17	3	8	11	14	2	0	1	0
Jean Potvin	39	2	9	11	17	0	0	0	0
David Volek	15	5	5	10	2	0	0	1	1
Frans Nielsen	24	4	6	10	2	2	0	0	0
Adrian Aucoin	17	3	7	10	14	2	0	0	0
Nick Leddy	26	2	8	10	0	0	0	0	0
Dave Lewis	59	1	9	10	91	0	0	0	0
Paul Boutilier	36	1	9	10	30	0	0	1	0
Roman Hamrlik	17	1	9	10	10	0	0	0	0
Jordan Eberle	8	4	5	9	2	0	0	1	0
Bill MacMillan	42	6	3	9	38	0	0	4	0
Vladimir Malakhov	21	3	6	9	18	1	0	0	0
Hector Marini	10	3	6	9	14	0	0	0	0
Brad Lauer	15	5	3	8	18	0	0	0	0
Ralph Stewart	19	4	4	8	2	2	0	0	0
Casey Cizikas	32	3	5	8	34	0	0	0	0
Tom Fitzgerald	22	3	5	8	22	0	2	0	0
Ryan Strome	15	3	5	8	4	0	0	2	0
Mike Kaszycki	17	2	6	8	8	0	0	0	0
Jeff Norton	17	2	6	8	34	1	0	0	0
Mark Parrish	17	4	3	7	10	3	0	0	0
Alan Kerr	29	3	4	7	53	1	0	0	0
Randy Wood	23	3	4	7	24	0	0	1	0

OPPONENTS

IN THE PAST

STANLEY CUP PLAYOFFS

MEDIA INFORMATION

ALL-TIME PLAYOFF SCORING

PLAYER	GP	G	A	PTS	PIM	PPG	SHG	GWG	OTG
Jason Blake	21	3	4	7	19	0	0	0	0
Brian Mullen	18	3	4	7	2	0	0	1	1
Shawn Bates	17	3	4	7	15	2	0	1	0
Mathew Barzal	8	2	5	7	8	2	0	0	0
Uwe Krupp	22	1	6	7	16	0	0	0	0
Dennis Vaske	22	0	7	7	16	0	0	0	0
Cal Clutterbuck	25	4	2	6	42	0	0	0	0
Kip Miller	7	4	2	6	2	2	0	1	0
Brad Dalgarno	27	2	4	6	37	0	0	0	0
Steve Konroyd	23	2	4	6	20	0	1	0	0
Nikolay Kulemin	18	2	4	6	4	1	0	1	0
Gord Dineen	29	1	5	6	60	0	0	0	0
Thomas Hickey	24	1	5	6	12	0	0	1	1
Ken Leiter	15	0	6	6	8	0	0	0	0
Trent Hunter	14	4	1	5	6	0	0	0	0
Mariusz Czerkawski	12	2	3	5	4	1	0	0	0
Mark Streit	6	2	3	5	4	1	0	0	0
Bob Bassen	23	1	4	5	44	0	0	0	0
Rich Kromm	22	1	4	5	9	0	0	0	0
Anders Lee	13	1	4	5	15	0	0	0	0
Alan Quine	10	1	4	5	2	1	0	1	1
Michael Grabner	8	1	4	5	2	0	0	0	0
Devon Toews	8	1	4	5	0	1	0	0	0
Dariusz Kasparaitis	22	0	5	5	39	0	0	0	0
Travis Green	16	3	1	4	8	0	0	1	0
Shane Prince	11	3	1	4	0	0	0	0	0
Dave Scatchard	17	2	2	4	34	2	0	1	0
Alex McKendry	6	2	2	4	0	0	0	0	0
Travis Hamonic	17	1	3	4	31	0	0	0	0
Kenny Jonsson	15	1	3	4	6	1	0	0	0
Ryan Pulock	14	1	3	4	4	1	0	0	0
Janne Niinimaa	10	1	3	4	14	1	0	1	0
Randy Robitaille	10	1	3	4	2	1	0	0	0
Ryan Smyth	5	1	3	4	4	0	0	0	0
Glenn Healy	22	0	4	4	0	0	0	0	0
Lubomir Visnovsky	10	0	4	4	2	0	0	0	0
Valtteri Filppula	8	0	4	4	0	2	0	0	0
Darren Van Impe	7	0	4	4	8	0	0	0	0
Colin McDonald	8	2	1	3	4	0	0	0	0
Matt Moulson	6	2	1	3	10	1	0	0	0
Oleg Kvasha	17	1	2	3	8	1	0	0	0
Miroslav Satan	5	1	2	3	0	0	0	0	0
Johnny Boychuk	22	0	3	3	14	0	0	0	0
Pat Price	22	0	3	3	29	0	0	0	0
Claude Loiselle	18	0	3	3	10	0	0	0	0
Calvin de Haan	16	0	3	3	4	0	0	0	0
Roger Kortko	10	0	3	3	17	0	0	0	0
Tom Kuhnhackl	8	0	3	3	2	0	0	0	0
Keith Aucoin	6	0	3	3	10	0	0	0	0
Brad Boyes	6	0	3	3	2	0	0	0	0
Tom Poti	5	0	3	3	6	0	0	0	0
Gerald Diduck	25	1	1	2	89	1	0	0	0
Matt Martin	21	1	1	2	26	0	0	0	0
Arron Asham	15	1	1	2	20	0	0	0	0
Anthony Beauvillier	8	1	1	2	0	0	0	0	0
Leo Komarov	8	1	1	2	8	0	0	0	0
Marc-Andre Bergeron	5	1	1	2	6	1	0	1	0
Chris Campoli	5	1	1	2	2	0	0	0	0
Bruno Gervais	5	1	1	2	2	0	0	0	0
Mike Sillinger	5	1	1	2	2	1	0	0	0
Brad Isbister	3	1	1	2	17	1	0	1	0
Wayne McBean	2	1	1	2	0	0	0	0	0
Bill Smith	132	0	2	2	89	0	0	0	0
Dave Fortier	20	0	2	2	33	0	0	0	0
Tom Kurvers	15	0	2	2	8	0	0	0	0

OPPONENTS

IN THE PAST

STANLEY CUP PLAYOFFS

MEDIA INFORMATION

ALL-TIME PLAYOFF SCORING continued

PLAYER	GP	G	A	PTS	PIM	PPG	SHG	GWG	OTG
Scott Mayfield	10	0	2	2	8	0	0	0	0
Adam Pelech	8	0	2	2	6	0	0	0	0
Jeff Finley	6	0	2	2	4	0	0	0	0
Viktor Kozlov	5	0	2	2	2	0	0	0	0
Gary Nylund	5	0	2	2	17	0	0	0	0
Derek Laxdal	1	0	2	2	2	0	0	0	0
Michael Peca	15	1	0	1	12	0	0	0	0
Mats Hallin	14	1	0	1	13	0	0	1	0
Dale Henry	14	1	0	1	19	0	1	0	0
Brian Strait	13	1	0	1	16	0	0	0	0
Marek Zidlicky	5	0	1	1	4	0	0	0	0
Hubie McDonough	5	1	0	1	4	0	0	0	0
Rob DiMaio	1	1	0	1	4	0	0	0	0
Dan Plante	1	1	0	1	2	0	0	0	0
Radek Martinek	11	0	1	1	4	0	0	0	0
Randy Boyd	7	0	1	1	8	0	0	0	0
Marty McInnis	7	0	1	1	0	0	0	0	0
Doug Crossman	5	0	1	1	6	0	0	0	0
Richard Park	5	0	1	1	2	0	0	0	0
Brendan Witt	5	0	1	1	6	0	0	0	0
Matt Carkner	4	0	1	1	2	0	0	0	0
Steve Junker	3	0	1	1	0	0	0	0	0
David Ullstrom	3	0	1	1	0	0	0	0	0
Eric Godard	2	0	1	1	4	0	0	0	0
Rod Dallman	1	0	1	1	0	0	0	0	0
Dave Salvian	1	0	1	1	2	0	0	0	0
Glenn Resch	38	0	0	0	4	0	0	0	0
Mick Vukota	22	0	0	0	73	0	0	0	0
Kelly Hrucey	27	0	0	0	6	0	0	0	0
Roland Melanson	17	0	0	0	2	0	0	0	0
Rich Pilon	15	0	0	0	50	0	0	0	0
Steve Webb	14	0	0	0	28	0	0	0	0
Eric Cairns	13	0	0	0	28	0	0	0	0
Brian Curran	8	0	0	0	51	0	0	0	0
Mark Fitzpatrick	7	0	0	0	21	0	0	0	0
Claude Lapointe	7	0	0	0	14	0	0	0	0
Chris Osgood	7	0	0	0	4	0	0	0	0
Ari Haanpaa	6	0	0	0	10	0	0	0	0
Steve Bernier	6	0	0	0	0	0	0	0	0
Don Maloney	5	0	0	0	2	0	0	0	0
Dick Tarnstrom	5	0	0	0	2	0	0	0	0
Mattias Weinhandl	5	0	0	0	2	0	0	0	0
Jason Wiemer	5	0	0	0	23	0	0	0	0
Keith Acton	4	0	0	0	8	0	0	0	0
Ken Baumgartner	4	0	0	0	27	0	0	0	0
Sven Butenschon	4	0	0	0	0	0	0	0	0
Andrew MacDonald	4	0	0	0	4	0	0	0	0
Mikhail Grabovski	3	0	0	0	0	0	0	0	0
Jari Gronstrand	3	0	0	0	4	0	0	0	0
Ron Hextall	3	0	0	0	4	0	0	0	0
Tyler Kennedy	3	0	0	0	2	0	0	0	0
David Chyzowski	2	0	0	0	0	0	0	0	0
Dean Chynoweth	2	0	0	0	2	0	0	0	0
Matt Donovan	2	0	0	0	10	0	0	0	0
Justin Mapletoft	2	0	0	0	0	0	0	0	0
Yan Kaminsky	2	0	0	0	4	0	0	0	0
Ray Schultz	2	0	0	0	2	0	0	0	0
Marc Bergevin	1	0	0	0	2	0	0	0	0
Jim Cummins	1	0	0	0	9	0	0	0	0
Michael Dal Colle	1	0	0	0	0	0	0	0	0
Jesse Joensuu	1	0	0	0	0	0	0	0	0
Justin Papineau	1	0	0	0	0	0	0	0	0
Marty Reasoner	1	0	0	0	17	0	0	0	0
Griffin Reinhart	1	0	0	0	0	0	0	0	0

GOALTENDING

	GP	MINS	GA	EN	SO	GAA	RECORD
Bill Smith	132	7645	348	3	5	2.73	88-36
Glenn Resch	38	2000	83	2	2	2.49	17-17
Kelly Hrudey	27	1624	75	3	0	2.77	10-16
Glenn Healy	22	1274	68	1	0	3.20	10-10
Roland Melanson	17	481	26	1	0	3.24	3-4
Thomas Greiss	12	770	32	2	0	2.49	5-6
Rick DiPietro	10	554	24	0	1	2.60	2-7
Robin Lehner	8	449	15	2	0	2.00	4-4
Mark Fitzpatrick	7	229	17	1	0	4.45	0-3
Jaroslav Halak	7	418	16	0	0	2.30	3-4
Chris Osgood	7	392	17	3	0	2.60	3-4
Evgeni Nabokov	6	324	24	0	0	4.44	2-4
Garth Snow	6	331	14	1	1	2.54	1-4
Ron Hexall	3	158	16	0	0	6.08	0-3
Jamie McLennan	2	82	6	0	0	4.39	0-1
Kevin Poulin	2	52	1	0	0	1.15	0-0
Wade Dubielewicz	1	59	4	0	0	4.07	0-1
Michal Neuvirth	1	11	0	0	0	0.00	0-0
Jean-Francois Berube	1	5	0	0	0	0.00	0-0

NEW YORK ISLANDERS GOALTENDERS VS. NHL

	MINS	GA	EN	SO	GAA	RECORD
vs. BOSTON:						
Bill Smith	660	35	0	0	3.18	8-3
Roland Melanson	20	0	0	0	0.00	0-0
vs. BUFFALO:						
Bill Smith	875	37	0	0	2.54	12-2
Rick DiPietro	236	13	0	1	3.31	1-3
Glenn Resch	120	7	1	0	3.50	0-2
Wade Dubielewicz	59	4	0	0	4.07	0-1
vs. CAROLINA:						
Robin Lehner	204	9	2	0	2.64	0-4
Thomas Greiss	36	2	0	0	3.29	0-0
vs. CHICAGO:						
Bill Smith	243	4	0	1	0.99	4-0
Glenn Resch	120	2	0	1	1.00	2-0
vs. EDMONTON:						
Bill Smith	775	38	0	1	2.94	8-5
Roland Melanson	120	8	1	0	4.00	1-1
vs. Florida:						
Thomas Greiss	436	13	0	0	1.79	4-2
vs. LOS ANGELES:						
Bill Smith	227	6	0	1	1.59	3-0
Glenn Resch	20	4	0	0	12.00	0-1
vs. MINNESOTA:						
Bill Smith	299	16	0	0	3.21	4-1
vs. MONTREAL:						
Bill Smith	682	34	0	0	2.99	5-7
Glenn Resch	321	15	0	0	2.80	2-3
Glenn Healy	319	15	0	0	2.82	1-4
Mark Fitzpatrick	20	1	0	0	3.00	0-0
Roland Melanson	1	0	0	0	0.00	0-0
vs. NEW JERSEY:						
Kelly Hrudey	381	23	0	0	3.62	2-4
vs. NY RANGERS:						
Bill Smith	1423	64	0	1	2.70	18-5
Glenn Resch	270	17	0	0	3.78	1-4
Glenn Healy	165	9	0	0	3.27	1-2
Ron Hexall	158	16	0	0	6.08	0-3
Mark Fitzpatrick	153	13	0	0	5.09	0-2
Roland Melanson	127	7	0	0	3.31	0-2
Jamie McLennan	82	6	0	0	4.39	0-1

	MINS	GA	EN	SO	GAA	RECORD
vs. OTTAWA:						
Garth Snow	305	12	1	1	2.36	1-4
Rick DiPietro	15	0	0	0	0.00	0-0
vs. PHILADELPHIA:						
Bill Smith	580	38	1	0	3.93	4-5
Kelly Hrudey	552	26	2	0	2.26	4-6
Glenn Resch	382	15	1	0	2.36	3-3
Roland Melanson	2	0	0	0	0.00	0-0
vs. PITTSBURGH:						
Bill Smith	424	21	1	0	2.97	3-4
Glenn Healy	406	25	1	0	3.69	4-3
Evgeni Nabokov	324	24	0	0	4.44	2-4
Robin Lehner	244	6	0	0	1.47	4-0
Glenn Resch	240	4	0	1	1.00	4-0
Mark Fitzpatrick	18	1	0	0	3.33	0-0
Roland Melanson	60	5	0	0	5.00	0-1
Kevin Poulin	52	1	0	0	1.15	0-0
vs. QUEBEC:						
Bill Smith	257	9	0	0	2.10	4-0
vs. TAMPA BAY:						
Rick DiPietro	302	11	1	1	2.18	1-4
Thomas Greiss	298	17	0	0	3.42	1-4
Jean-Francois Berube	5	0	0	0	0.00	0-0
vs. TORONTO:						
Glenn Resch	388	15	0	0	2.32	3-4
Chris Osgood	392	17	3	0	2.60	3-4
Bill Smith	211	4	0	0	1.14	3-0
Roland Melanson	16	1	0	0	3.75	0-0
Garth Snow	26	2	0	0	4.62	0-0
vs. VANCOUVER:						
Bill Smith	260	10	0	1	2.31	4-0
Glenn Resch	120	4	0	0	2.00	2-0
vs. WASHINGTON:						
Bill Smith	728	33	1	0	2.72	8-4
Kelly Hrudey	689	26	1	0	2.26	4-6
Jaroslav Halak	418	16	0	0	2.30	3-4
Glenn Healy	384	19	0	0	2.97	4-1
Roland Melanson	121	5	0	0	2.48	2-0
Mark Fitzpatrick	39	2	1	0	3.08	0-1
Michal Neuvirth	11	0	0	0	0.00	0-0

OPPONENTS

IN THE PAST


STANLEY CUP PLAYOFFS

MEDIA INFORMATION

NHL GOALTENDERS VS. NEW YORK ISLANDERS

	MINS	GA	EN	SO	GAA	RECORD
BOSTON:						
Pete Peeters	360	30	0	0	5.00	2-4
Gerry Cheevers	318	19	0	0	3.58	1-4
BUFFALO:						
Gerry Desjardins	434	25	0	0	3.40	2-5
Don Edwards	300	22	1	0	4.40	0-5
Bob Sauve	261	10	1	1	2.30	2-2
Ryan Miller	269	11	0	0	2.46	4-1
CAROLINA:						
Curtin McElhinney	153	4	0	0	1.56	3-0
Petr Mrazek	91	1	0	1	0.66	1-0
CHICAGO:						
Tony Esposito	362	20	1	0	3.31	0-6
EDMONTON:						
Andy Moog	713	45	3	0	3.79	4-8
Grant Fuhr	172	8	0	1	2.79	2-1
Gary Edwards	20	2	0	0	6.00	0-0
FLORIDA:						
Roberto Luongo	439	15	0	0	2.05	2-4
LOS ANGELES:						
Mario Lessard	207	14	0	0	4.06	1-2
Doug Keans	40	7	0	0	10.50	0-1
MINNESOTA:						
Don Beaupre	180	13	0	0	4.33	1-2
Gilles Meloche	120	12	1	0	6.00	0-2
MONTREAL:						
Ken Dryden	664	25	2	2	2.26	8-3
Patrick Roy	338	10	1	0	1.78	4-1
Steve Penney	328	17	0	1	3.11	2-4
Rick Wamsley	32	0	0	0	0.00	0-0
NEW JERSEY:						
Sean Burke	321	16	0	1	2.99	3-2
Bob Sauve	60	2	0	0	2.00	1-0
NY RANGERS:						
Ed Mio	502	36	1	0	4.30	3-5
John Davidson	405	16	0	0	2.37	4-2
Glen Hanlon	368	19	0	1	3.10	2-4
Steve Baker	240	22	0	0	5.50	0-4
Mike Richter	420	11	0	2	1.57	7-0
John Vanbiesbrouck	142	5	0	0	2.11	1-1
Steve Weeks	128	9	1	0	4.22	1-2
Gilles Villemure	94	6	0	0	3.83	1-0
Ed Giacomin	86	4	0	0	2.80	0-2

	MINS	GA	EN	SO	GAA	RECORD
OTTAWA:						
Patrick Lalime	320	7	0	1	1.30	4-1
PHILADELPHIA:						
Ron Hextall	419	16	0	0	2.29	4-3
Bernie Parent	311	12	0	1	2.38	2-3
Pete Peeters	311	20	0	0	3.86	2-3
Pelle Lindbergh	269	9	0	2	2.00	4-1
Wayne Stephenson	123	4	0	1	1.95	2-0
Phil Myre	60	6	0	0	6.00	0-1
Bob Froese	31	2	0	0	3.87	0-0
PITTSBURGH:						
Tom Barrasso	423	23	1	1	3.26	3-4
Gary Inness	420	18	0	0	2.57	3-4
Michel Dion	304	22	0	0	4.34	2-3
Marc-Andre Fleury	247	14	0	1	3.40	2-2
Matt Murray	239	12	2	0	3.02	0-4
Tomas Vokoun	120	3	0	1	1.51	2-0
QUEBEC:						
Dan Bouchard	256	17	1	0	3.98	0-4
TAMPA BAY:						
Nikolai Khabibulin	302	4	1	3	0.79	4-1
Ben Bishop	227	10	0	1	2.21	4-1
Andrei Vasilevskiy	30	0	1	0	0.00	0-0
TORONTO:						
Mike Palmateer	420	13	0	1	1.86	4-3
Curtis Joseph	404	21	0	1	3.12	4-3
Michel Larocque	75	8	0	0	6.40	0-1
Jiri Crha	65	11	0	0	10.15	0-2
Paul Harrison	40	1	0	0	1.50	0-0
Corey Schwab	12	0	0	0	1.000	0-0
VANCOUVER:						
Richard Brodeur	258	17	1	0	3.95	0-4
Curt Ridley	120	8	0	0	4.00	0-2
WASHINGTON:						
Al Jensen	477	29	2	0	3.65	3-5
Pat Rigglin	393	21	1	0	3.21	1-5
Braden Holtby	369	10	2	0	1.63	3-3
Pete Peeters	360	13	1	0	2.17	4-2
Bob Mason	308	9	0	1	1.75	2-2
Rick Tabaracci	304	14	0	0	2.76	1-3
Don Beaupre	119	9	0	0	4.54	1-1
Philipp Grubauer	60	3	0	0	3.00	1-0



OPPONENTS

IN THE PAST

STANLEY CUP PLAYOFFS

MEDIA INFORMATION



First Row: Bill Smith, Bob Nystrom, Bryan Trottier, Clark Gillies, Al Arbour, John O. Pickett Jr., Bill Torrey, Denis Potvin, Lorne Henning, Garry Howatt, Glenn Resch.

Second Row: Steve Coraci, Bill MacMillan, Bob Lorimer, Stefan Persson, Bob Bourne, Ken Morrow, Gord Lane, Dave Langevin, John Tonelli, Ron Waske, Jim Pickard.

Third Row: Jean Potvin, Mike Bossy, Duane Sutter, Wayne Merrick, Steve Tambellini, Anders Kallur, Butch Goring.

**PRELIMINARY ROUND
vs. LOS ANGELES**
(Islanders win series 3-1)

APR. 8	NYI 8 vs. LA 1	W
APR. 9	NYI 3 vs. LA 6	L
APR. 11	NYI 4 at LA 3	W OT
APR. 12	NYI 6 at LA 0	W

**QUARTER-FINALS
vs. BOSTON**
(Islanders win series 4-1)


APR. 16	NYI 2 at BOS 1	W OT
APR. 17	NYI 5 at BOS 4	W OT
APR. 19	NYI 5 vs. BOS 3	W
APR. 21	NYI 3 vs. BOS 4	L OT
APR. 22	NYI 4 at BOS 2	W

**SEMI-FINALS
vs. BUFFALO**
(Islanders win series 4-2)

APR. 29	NYI 4 at BUF 1	W
MAY 1	NYI 2 at BUF 1	W 2OT
MAY 3	NYI 7 vs. BUF 4	W
MAY 6	NYI 4 vs. BUF 7	L
MAY 8	NYI 0 at BUF 2	L
MAY 10	NYI 5 vs. BUF 2	W

**STANLEY CUP FINALS
vs. PHILADELPHIA**
(Islanders win series 4-2)

MAY 13	NYI 4 at PHI 3	W OT
MAY 15	NYI 3 at PHI 8	L
MAY 17	NYI 6 vs. PHI 2	W
MAY 19	NYI 5 vs. PHI 2	W
MAY 22	NYI 3 at PHI 6	L
MAY 24	NYI 5 vs. PHI 4	W OT



First Row: Billy Smith, Clark Gillies, Lorne Henning, Bill Torrey, John O. Pickett, Al Arbour, Denis Potvin, Bryan Trottier, Roland Melanson

Second Row: Steve Coraci, Bob Nystrom, Gord Lane, Ken Morrow, Bob Bourne, Dave Langevin, Wayne Merrick, Ron Waske, Jim Pickard

Third Row: Mike Bossy, Bob Lorimer, John Tonelli, Stefan Persson, Mike McEwen, Hector Marini, Duane Sutter

Fourth Row: Jean Potvin, Billy Carroll, Garry Howatt, Anders Kallur, Butch Goring

**PRELIMINARY ROUND
vs. TORONTO**
(Islanders win series 3-0)

APR. 8	NYI 9 vs. TOR 2	W
APR. 9	NYI 5 vs. TOR 1	W
APR. 11	NYI 6 at TOR 1	W

**QUARTER-FINALS
vs. EDMONTON**
(Islanders win series 4-2)


APR. 16	NYI 8 vs. EDM 2	W
APR. 17	NYI 6 vs. EDM 3	W
APR. 19	NYI 2 at EDM 5	L
APR. 20	NYI 5 at EDM 4	W OT
APR. 22	NYI 3 vs. EDM 4	L
APR. 24	NYI 5 at EDM 2	W

**SEMI-FINALS
vs. NY RANGERS**
(Islanders win series 4-0)

APR. 28	NYI 5 vs. NYR 2	W
APR. 30	NYI 7 vs. NYR 3	W
MAY 2	NYI 5 at NYR 1	W
MAY 5	NYI 5 at NYR 2	W

**STANLEY CUP FINALS
vs. MINNESOTA**
(Islanders win series 4-1)

MAY 12	NYI 6 vs. MIN 3	W
MAY 14	NYI 6 vs. MIN 3	W
MAY 17	NYI 7 at MIN 5	W
MAY 19	NYI 2 at MIN 4	L
MAY 21	NYI 5 vs. MIN 1	W



OPPONENTS

IN THE PAST

STANLEY CUP PLAYOFFS

MEDIA INFORMATION



Front Row: Billy Smith, Denis Potvin, Jim Devellano, Bill Torrey, John O. Pickett Jr., Al Arbour, Lorne Henning, Gerry Ehman, Butch Goring, Roland Melanson.

Second Row: Steve Coraci, Gord Lane, Dave Langevin, Ken Morrow, Clark Gillies, Bob Bourne, Stefan Persson, John Tonelli, Ron Waske, Jim Pickard.

Third Row: Hector Marini, Mike McEwen, Mike Bossy, Bryan Trottier, Wayne Merrick, Bob Nystrom.

Fourth Row: Tomas Jonsson, Anders Kallur, Duane Sutter, Greg Gilbert, Brent Sutter, Billy Carroll.

**PATRICK DIVISION SEMI-FINALS
vs. PITTSBURGH**
(Islanders win series 3-2)

APR. 7	NYI 8 vs. PIT 1	W
APR. 8	NYI 7 vs. PIT 2	W
APR. 10	NYI 1 at PIT 2	L OT
APR. 11	NYI 2 at PIT 5	L
APR. 13	NYI 4 vs. PIT 3	W OT

**PATRICK DIVISION FINAL
vs. NY RANGERS**
(Islanders win series 4-2)


APR. 15	NYI 4 vs. NYR 5	L
APR. 16	NYI 7 vs. NYR 2	W
APR. 18	NYI 4 at NYR 3	W OT
APR. 19	NYI 5 at NYR 3	W
APR. 21	NYI 2 vs. NYR 4	L
APR. 23	NYI 5 at NYR 3	W

**WALES CONFERENCE FINAL
vs. QUEBEC**
(Islanders win series 4-0)

APR. 27	NYI 4 vs. QUE 1	W
APR. 29	NYI 5 vs. QUE 2	W
MAY 1	NYI 5 at QUE 4	W OT
MAY 4	NYI 4 at QUE 2	W

**STANLEY CUP FINALS
vs. VANCOUVER**
(Islanders win series 4-0)

MAY 8	NYI 6 vs. VAN 5	W OT
MAY 11	NYI 6 vs. VAN 4	W
MAY 13	NYI 3 at VAN 0	W
MAY 16	NYI 3 at VAN 1	W



First Row: Billy Smith, Denis Potvin, Gerry Ehman, Bill Torrey, John O. Pickett Jr., Al Arbour, Lorne Henning, Butch Goring, Roland Melanson.

Second Row: Stefan Persson, Gord Lane, Ken Morrow, Bob Bourne, Clark Gillies, Dave Langevin, Bob Nystrom, Mats Hallin.

Third Row: Steve Coraci, Paul Boutilier, Mike McEwen, John Tonelli, Bryan Trottier, Mike Bossy, Wayne Merrick, Ron Waske, Jim Pickard.

Fourth Row: Tomas Jonsson, Anders Kallur, Brent Sutter, Duane Sutter, Greg Gilbert, Billy Carroll.

**PATRICK DIVISION SEMI-FINALS
vs. WASHINGTON**
(Islanders win series 3-1)

APR. 6	NYI 5 vs. WSH 2	W
APR. 7	NYI 2 vs. WSH 4	L
APR. 9	NYI 6 at WSH 2	W
APR. 10	NYI 6 at WSH 3	W

**PATRICK DIVISION FINAL
vs. NY RANGERS**
(Islanders win series 4-2)

APR. 14	NYI 4 vs. NYR 1	W
APR. 15	NYI 5 vs. NYR 0	W
APR. 17	NYI 6 at NYR 7	L
APR. 18	NYI 1 at NYR 3	L
APR. 20	NYI 7 vs. NYR 2	W
APR. 22	NYI 5 at NYR 2	W

**WALES CONFERENCE FINAL
vs. BOSTON**
(Islanders win series 4-2)

APR. 26	NYI 5 at BOS 2	W
APR. 28	NYI 1 at BOS 4	L
APR. 30	NYI 7 vs. BOS 3	W
MAY 3	NYI 8 vs. BOS 3	W
MAY 5	NYI 1 at BOS 5	L
MAY 7	NYI 8 vs. BOS 4	W

**STANLEY CUP FINAL
vs. EDMONTON**
(Islanders win series 4-0)

MAY 10	NYI 2 at EDM 0	W
MAY 12	NYI 6 at EDM 3	W
MAY 14	NYI 5 vs. EDM 1	W
MAY 17	NYI 4 vs. EDM 2	W



BRIDGEPORT SOUND TIGERS



EXECUTIVE DIRECTORY ARENA/OFFICES

WEBSTER BANK ARENA
600 MAIN ST., BRIDGEPORT, CT 06604
203.345.2300 | SOUNDTIGERS.COM

OWNERSHIP/TOP MANAGEMENT

Owner & Governor	Scott Malkin
Owner & Alternate Governor	Jon Ledecy
Owner	Dewey Shay
General Manager & Alternate Governor	Chris Lamoriello
President & Alternate Governor	Michael Picker

COACHING STAFF

Head Coach	Brent Thompson
Assistant Coaches	Eric Boguniecki, Matt Carkner
Goaltending Coach	Chris Terreri
Athletic Trainer	Matt Hunter
Assistant Athletic Trainer & Strength & Conditioning Coordinator	Joe Erdos
Equipment Manager	Jason McGrath
Assistant Equipment Manager	Brent Sopko

OPERATIONS

Webster Bank Arena General Manager (OVG Facilities)	Matt Herpich
Director of Ticket Operations (OVG Facilities)	Brianne Tompkins
Director of Finance (OVG Facilities)	Jenn Springer
Director of Marketing (OVG Facilities)	Tim Farrell
Director of Event Operations (OVG Facilities)	Jon Casey
Vice President of Marketing	Brian Keegan
Director of Community Relations	Alayne Murphy
Director of Corporate Sales	John Lecardo
Broadcaster/ Communications Manager	Alan Fuehring
Game Operations and Video Production Manager	Kevin Calhoun
Creative Services Manager	Tyler Wollenburg
Ticket Operations Coordinator	Michael Ames
Director of Group Sales	Dan Tamburro
Director of Group Sales	John Reis
Director of Ticket Sales	Brad Dworin
Partnership Marketing & CRM Coordinator	Michael Stein

Corporate Account Executive	John Harris
Corporate Account Executive	Billy Jewett
Corporate Account Executive	Christian Johnson
Corporate Account Executive	Alec Pacelli
Group Sales Representative	Tony Whalen
Group Sales Representative	Sarah Rodrigues
Group Sales Representative	Stephanie Jones
Group Sales Representative	Sarah Rodrigues
Group Sales Representative	Lauren Williams
Group Sales Representative	Tarah Kelly
Account Executive	Sean Allison
Assistant Director of Arena Operations	Jay Fruzia
Event Staff Manager	Chris Avena
Assistant Building Manager	Charles Savoid

MEDICAL STAFF

Head Physician/Orthopedist	Dr. Dante Brittis	Primary Care	Dr. John James
Team Dentist	Dr. Joseph W. Worthington DDS	Primary Care	Dr. Troy Glaser
Team Orthopedist	Dr. Henry Backe	Team Ophthalmologists	Dr. Jeffrey Kaplan & Dr. Jeffrey Sandler
Team Orthopedist	Dr. James Fitzgibbons	Chiropractor	Dr. Brett Carr
Team Orthopedist	Dr. Patrick Kwok		
Team Orthopedist	Dr. Robert Stanton		
Team Orthopedist	Dr. Rolf Langeland		

BRIDGEPORT SOUND TIGERS COACHING STAFF



BRENT THOMPSON HEAD COACH

Brent Thompson returns for his seventh season as head coach of the Bridgeport Sound Tigers in 2019-20, which also marks his ninth year in the New York Islanders organization. Thompson was originally hired to coach the Sound Tigers on June 28, 2011 and led the team to a division title in 2011-12 before being named an assistant coach of the Islanders for the 2012-13 and 2013-14 seasons. On May 2, 2014, the Islanders announced Thompson would return to his role as head coach of the Sound Tigers. He became the team's all-time winningest head coach on January 28, 2017 when he passed Jack Capuano with his 134th career victory.

Prior to his time with the Islanders organization, Thompson was the head coach of the Alaska Aces of the ECHL from 2009-2011, winning the Kelly Cup Championship in the 2010-11 campaign. During his

two seasons as head coach in Alaska, Thompson amassed an 83-50-11 record and won the John Brophy Award as ECHL Coach of the Year in his second season after leading the team to a 47-22-0-3 record. Thompson also served as a player/coach with the CHL's Colorado Eagles in 2003-04 and was an assistant with the AHL's Peoria Rivermen from 2005-09.

Before he joined the coaching ranks, Thompson enjoyed a 14-year playing career, which included 121 NHL games and over 700 professional contests. The Calgary, AB native was originally drafted by the Los Angeles Kings in the second round (39th overall) of the 1989 NHL Entry Draft.



ERIC BOGUNIECKI ASSISTANT COACH

Eric Boguniecki was named assistant coach of the Bridgeport Sound Tigers on July 12, 2011 and enters his ninth season in that capacity, including his seventh year under Brent Thompson. Boguniecki and Thompson previously teamed up in Bridgeport during the 2011-12 season, when the Sound Tigers posted a 41-26-3-6 regular season record to win the Northeast Division for the second division title in team history.

Prior to joining the Sound Tigers, the West Haven, CT native enjoyed a 13 year professional career, including stops in the National Hockey League with the Florida Panthers, St. Louis Blues, Pittsburgh Penguins and New York Islanders. During the 2002-03 season with the Blues, he posted NHL career highs in goals (22), assists (27) and points (49).

An eighth-round pick (193rd overall) of the Blues in the 1993 NHL Draft, Boguniecki won the Les Cunningham Award as the American Hockey League's Most Valuable Player in 2001-02 with the Worcester IceCats. Boguniecki ended his playing career as a player/coach with the Alaska Aces of the ECHL, alongside Brent Thompson.

Before going pro, Boguniecki played four seasons at the University of New Hampshire from 1993-97.



MATT CARKNER ASSISTANT COACH

Matt Carkner spent 15 years as a defenseman in the AHL and NHL, including four seasons with the Bridgeport Sound Tigers and New York Islanders. He returns for his fourth season as Sound Tigers assistant coach in 2018-19.

A native of Winchester, ON, Carkner played more than 800 games during his pro career, featuring NHL contests with the Islanders, San Jose Sharks and Ottawa Senators. He amassed 40 goals, 139 assists, 179 points and 2,312 penalty minutes as a pro, including a career-high 335 penalty minutes in his first year with the Cleveland Barons in 2001-02. During his lengthy AHL career, he posted 152 points (36g, 116a) and 1,756 penalty minutes in 587 games and finished his career with 14 points (4g, 10a) in 60 games as a Sound Tiger.

A second-round pick (58th overall) of the Montreal Canadiens in the 1999 NHL Draft, Carkner was never shy to help his teammates on the ice, or the community off of it. He was named the Sound Tigers recipient of the 2015-16 IOA/American Specialty AHL Man of the Year Award for his outstanding contributions to the Bridgeport community - the sixth time he earned the award. In addition, Carkner won the Yanick Dupre Memorial Award with the Wilkes-Barre/Scranton Penguins in 2006-07.

He played four seasons in the Ontario Hockey League (OHL) with the Peterborough Petes prior to turning pro.



CHRIS TERRERI GOALTENDING COACH

Chris Terreri joined the Islanders organization as Goaltending Development Coach on August 23, 2017. His role expanded to AHL Goaltending Coach/Player Development prior to the 2017-18 campaign.

Prior to joining the Islanders, Terreri spent sixteen seasons as a member of the New Jersey Devils coaching staff. He was New Jersey's Goaltending Coach for his final eight seasons with the organization, working with goalies Martin Brodeur and Cory Schneider, among others.

In 15 seasons as a player, Terreri played in 406 career games with the Devils, San Jose Sharks, Chicago Blackhawks and Islanders (two games). He won two Stanley Cups with New Jersey in 1995 and 2000. Terreri was New Jersey's fifth-round selection (85th overall) in the 1983 Entry Draft. He joined the Devils after a four-year career at Providence College, which included two NCAA Frozen Four appearances.

On the international stage, Terreri was a member of the United States Olympic Team in 1988. He also represented the U.S. during the 1985, '86, '87 and '97 World Championships.

MANAGEMENT

THE PLAYERS

IN THE SYSTEM

NHL ENTRY DRAFT

SOUND TIGERS

YEAR IN REVIEW

SEASON-BY-SEASON RECORD

SEASON	GP	W	L	T*	OTL**	PTS	GF	GA	DIVISION	CONFERENCE	LEAGUE	PLAYOFF RESULT
2001-01	80	43	25	8	4	98	240	192	1st in East	1st in Eastern	1st in AHL	Lost Calder Cup Final
2002-03	80	40	26	11	3	94	219	198	2nd in East	5th in Eastern	9th in AHL	Lost Conf. Semifinal
2003-04	80	41	23	12	4	98	178	140	2nd in East	3rd in Eastern	5th in AHL	Lost Div. Semifinal
2004-05	80	37	38	4	1	79	192	222	6th in East	12th in Eastern	22nd in AHL	Did Not Qualify
2005-06	80	38	33	6	3	85	246	253	4th in East	8th in Eastern	16th in AHL	Lost Div. Semifinal
2006-07	80	36	37	1	6	79	229	267	5th in East	11th in Eastern	21st in AHL	Did Not Qualify
2007-08	80	40	36	1	3	84	225	240	5th in East	9th in Eastern	20th in AHL	Did Not Qualify
2008-09	80	49	23	3	5	106	241	212	2nd in East	3rd in Eastern	6th in AHL	Lost Div. Semifinal
2009-10	80	38	32	4	6	86	201	220	5th in Atlantic	8th in Eastern	16th in AHL	Lost Div. Semifinal
2010-11	80	30	39	4	7	71	218	266	7th in Atlantic	14th in Eastern	28th in AHL	Did Not Qualify
2011-12	76	41	26	3	6	91	233	219	1st in Northeast	3rd in Eastern	6th in AHL	Lost Conf. Quarterfinal
2012-13	76	32	32	7	5	76	218	242	3rd in Northeast	11th in Eastern	23rd in AHL	Did Not Qualify
2013-14	76	28	40	2	6	64	183	238	5th in Northeast	14th in Eastern	29th in AHL	Did Not Qualify
2014-15	76	28	40	7	1	64	213	246	5th in Northeast	15th in Eastern	29th in AHL	Did Not Qualify
2015-16	76	40	29	4	3	87	209	220	5th in Atlantic	8th in Eastern	15th in AHL	Lost Div. Semifinal
2016-17	76	44	28	3	1	92	220	212	5th in Atlantic	5th in Eastern	11th in AHL	Did Not Qualify
2017-18	76	36	32	5	3	80	206	214	5th in Atlantic	9th in Eastern	22nd in AHL	Did Not Qualify
2018-19	76	43	24	6	3	95	233	228	2nd in Atlantic	4th in Eastern	5th in AHL	Lost Div. Semifinal

* T - Ties were eliminated starting in the 2004-05 season (replaced with OTL) ** Shootout loss

SOUND TIGERS RECORD VS. AHL

ALL-TIME	GP	W	L/OTL	T/SOL	ALL-TIME	GP	W	L/OTL	T/SOL
Abbotsford Heat	4	2	2	0	Providence Bruins	116	53	52	11
Albany/Lowell/Binghamton Devils	80	46	34	0	Quebec Citadels	2	2	0	0
Binghamton/Belleville Senators	74	42	30	2	Rochester Americans	16	8	7	1
Charlotte Checkers/Albany River Rats	82	39	32	11	San Antonio Rampage	6	3	3	0
Cincinnati Ducks	4	3	1	0	Springfield Falcons	96	47	42	7
Hamilton Bulldogs	4	2	1	1	Springfield Thunderbirds	32	18	13	1
Hartford Wolf Pack/Connecticut Whale	180	89	77	14	St. John's Flames	8	7	1	0
Hershey Bears	98	43	49	6	St. John's IceCaps/Laval Rocket	18	7	8	3
Houston Aeros	6	3	2	1	St. John's Maple Leafs	8	2	3	3
Lehigh Valley/Adk./Phila. Phantoms	112	58	49	5	Syracuse Crunch	32	16	14	2
Laval Rocket	4	3	1	0	Toronto Marlies	6	4	2	0
Lowell Lock Monsters	22	15	6	1	Utah Grizzlies	8	6	2	0
Manchester Monarchs	64	22	37	5	Utica Comets	12	7	4	1
Manitoba Moose	4	0	4	0	Wilkes-Barre/Scranton Penguins	88	43	40	5
Milwaukee Admirals	2	1	1	0	Worcester Ice Cats	12	8	3	1
Norfolk Admirals	80	35	41	4	Worcester Sharks	52	26	23	3
Portland Pirates	80	31	47	2					

ALL-TIME REG. SEASON PLAYER RECORDS

PLAYERS	RECORD
Most points in one season	Jeff Tambellini (2007-08) 76
Most goals in one season	Jeff Hamilton (2003-04) 43
Most assists in one season	Rob Collins (2005-06) 48
Most penalty minutes in a season	Eric Godard (2004-05) 295
Most power-play goals in a season	Jeff Hamilton (2003-04) 20
Most short-handed goals in season	Jeff Tambellini (2007-08) 6
Most game-winners in a season	Jeff Hamilton (2003-04) 15 (AHL record)
Most points in one game	Blake Comeau (10/13/06) 5
	Jeff Tambellini (4/4/08)
	Greg Mauldin (2/13/10)
	Ryan Strome (11/1/13)
	Travis St. Denis (3/15/18)
	Josh Ho-Sang (2/17/19)
Most goals in one game	Sean Bergenheim (2/22/06) 4
Most assists in one game	Blake Comeau (10/8/06) 4
	Robert Nilsson (12/16/06)
	Mike Iggliden (12/13/08)
	Greg Mauldin (2/13/10)
	Jeremy Colliton (3/25/11)
	Jeremy Colliton (4/5/11)
	Kael Mouillierat (2/11/12)
	Tony Romano (3/27/12)
	Dustin Jeffrey (3/22/15)
	Josh Ho-Sang (11/4/18)
Most penalty minutes in one game	Matt Carkner (4/10/16) 46
Fastest hat trick	Rhett Rakhshani 1:59 (4/3/11)

GOALTENDERS

Appearances - Season	Rick DiPietro (2001-02) 59
Minutes Played - Season	Rick DiPietro (2001-02) 3,471
Wins - Season	Rick DiPietro (2001-02) 30
Losses - Season	Wade Dubielewicz (2004-05) 23
Shutouts - Season	Wade Dubielewicz (2003-04) 9
Shutouts - Career	Wade Dubielewicz (2003-07) 15
Lowest GAA - Season	Wade Dubielewicz (2003-04) 1.38 (AHL record)
Highest SV% - Season	Wade Dubielewicz (2003-04) 946 (AHL record)
Most Saves - Game	Wade Dubielewicz (2/9/07) 52
Most Saves - Season	Kevin Poulin 1,423

ALL-TIME REG. SEASON TEAM RECORDS

Division Championships	2	2001-02, 2011-12
Overall regular season championships	1	2001-02
Most points in one season	106	2008-09
Fewest points in one season	64	2013-14
		2014-15
Most wins in one season	49	2008-09
Fewest wins in one season	28	2013-14
		2014-15
Most losses in one season	50	2010-11
Most ties in one season	12	2003-04
Fewest ties in one season	8	2001-02
Most shootout losses in one season	7	2010-11
Fewest shootout losses in one season	1	2004-05
		2014-15
		2016-17
Most goals scored in one season	246	2005-06
Fewest goals scored in one season	178	2003-04
Most goals allowed in one season	267	2006-07
Fewest goals allowed in one season	140	2003-04
Most penalty minutes in one season	1,834	2004-05
Fewest penalty minutes in one season	1,088	2016-17
Longest home winning streak	9 games	1/24/07-2/20/07
Longest away winning streak	8 games	1/4/12-2/3/12
Longest overall losing streak	10 games	2/8/15-3/6/15
Longest home losing streak	8 games	2/8/15-3/21/15
Longest away losing streak	8 games	12/2/11-12/31/11
Longest winless streak at home	9 games	1/2/11 - 2/13/11 (0-6-2-1)
Longest away winless streak	15 games	11/25/04 - 2/2/05 (0-13-1-1)
Longest winless streak overall	12 games	3/19/14/ - 4/14/14 (0-10-0-2)
Longest overall undefeated streak	20 games	10/25/03-12/14/03 (17-0-3)
Longest home undefeated streak	15 games	10/14/18 - 12/27/18 (12-0-2-1)
Longest away undefeated streak	12 games	10/25/03-12/20/03 (10-0-2)
Longest overall winning streak	9 games	2/2/02-2/23/02 11/9/03 - 11/29-03

2018-19 FINAL SCORING

NO.	PLAYER	GP	G	A	PTS	PIM	+/-	PP	SH	GW	S
7	Chris Bourque	.72	15	39	54	52	+4	.6	0	.5	164
12	Otto Koivula	.69	21	25	46	28	+14	.4	0	.3	103
28	Sebastian Aho	.67	9	37	46	36	+4	.4	0	.3	140
24	Travis St. Denis	.75	17	26	43	105	-10	.8	0	.5	135
26	Josh Ho-Sang	.56	8	35	43	18	-6	.2	0	.2	59
37	Steve Bernier	.62	24	18	42	87	+9	10	0	.6	103
11	Tanner Fritz	.57	12	25	37	20	+8	.5	0	.2	106
17	Michael Dal Colle	.34	18	16	34	20	+11	.6	0	.1	74
4	Mitch Vande Sompel	.70	10	21	31	28	+4	.3	0	.1	112
27	Parker Wotherspoon	.64	6	17	23	51	+7	0	0	.1	78
36	Jeff Kubiak	.54	9	12	21	22	+14	.1	0	0	57
15	Kieffer Bellows	.73	12	7	19	101	-20	.2	0	0	141
25	Devon Toews	.24	5	14	19	16	-2	.3	0	0	53
10	Ryan Bourque	.60	6	10	16	39	+10	0	0	0	62
14	Matt Lorito	.23	5	11	16	12	+6	0	0	.1	45
16	Mike Sislo	.39	6	9	15	14	-12	.2	0	.1	84
8	Kyle Burroughs	.69	4	11	15	103	+13	0	0	0	97
2	Seth Helgeson	.74	1	13	14	132	-4	0	0	0	79
29	Connor Jones	.67	6	7	13	55	+4	0	1	.1	75
3	Chris Casto	.43	4	9	13	21	+10	0	0	.1	66
20	Scott Eansor	.40	7	2	9	28	E	0	1	.3	57
6	Yannick Rathgeb	.32	4	5	9	33	-6	.1	0	0	53
21	Ben Holmstrom	.40	3	5	8	25	-6	0	0	0	53
18	John Stevens	.25	3	4	7	21	+2	0	1	0	26
44	Grant Hutton	.9	1	5	6	2	-3	.1	0	0	22
25	Andrew Ladd	.2	1	4	5	2	+5	0	0	0	3
44	Thomas Hickey	.2	2	2	4	0	+2	0	0	0	5
13	Stephen Gionta	.26	2	2	4	8	+4	0	1	.1	31
40	Matt Gaudreau	.8	1	3	4	2	-2	0	0	0	9
34	Ryan Hitchcock	.20	0	4	4	0	-5	0	0	0	22
14	Tom Kuhnhackl	.1	2	1	3	0	+3	0	0	0	3
38	Oliver Wahlstrom	.5	2	1	3	9	-3	.1	0	0	16
42	Robert "Bobo" Carpenter	.2	1	0	1	2	+1	0	0	0	3
41	Mike Cornell	.4	0	0	0	9	E	0	0	0	4

MANAGEMENT

THE PLAYERS

IN THE SYSTEM

NHL ENTRY DRAFT

SOUND TIGERS

YEAR IN REVIEW

2018-19 GOALTENDING

NO.	GOALTENDER	GP	MINS	AVG	W	L	OT/SOL	SO	GA	SA	SV	SV %
33	Christopher Gibson	40	2201.02	2.84	22	11	5	1	104	1062	958	.902
35	Jeremy Smith	43	2362.40	2.92	21	13	4	1	115	1175	1060	.902
39	Mitch Gillam	1	38.52	1.54	0	0	0	0	1	18	17	.944

2018-19 GAME-BY-GAME RESULTS

NO.	DATE	OPPONENT	SCORE	W GOAL	GOALIES OF RECORD (W/L)	RECORD
1	Oct. 6	at Lehigh Valley	L 6-3	German Rubtsov	Carter Hart / Christopher Gibson	0-1-0-0
2	Oct. 7	at Hershey	W 2-1	Steve Bernier	Jeremy Smith / Vitek Vanecek	1-1-0-0
3	Oct. 13	vs. Rochester	L 4-3	Victor Olofsson	Scott Wedgewood / Christopher Gibson	1-2-0-0
4	Oct. 14	vs. Rochester	L 3-2 (OT)	Victor Olofsson	Adam Wilcox / Jeremy Smith	1-2-1-0
5	Oct. 19	vs. Providence	W 4-3 (OT)	Mike Sislo	Christopher Gibson / Dan Vladar	2-2-1-0
6	Oct. 20	at Providence	L 5-2	Trent Frederic	Zane McIntyre / Jeremy Smith	2-3-1-0
7	Oct. 21	vs. Lehigh Valley	W 4-3 (SO)	Chris Bourque	Christopher Gibson / Carter Hart	3-3-1-0
8	Oct. 27	at Hartford	W 5-4	Steve Bernier	Christopher Gibson / Marek Mazanec	4-3-1-0
9	Oct. 28	at Providence	L 6-1	Trent Frederic	Dan Vladar / Christopher Gibson	4-4-1-0
10	Nov. 2	at Springfield	L 3-2	Ludwig Bystrom	Samuel Montembeault / Jeremy Smith	4-5-1-0
11	Nov. 3	vs. Springfield	W 5-2	Josh Ho-Sang	Jeremy Smith / Chris Driedger	5-5-1-0
12	Nov. 4	vs. Wilkes-Barre/Scranton	W 8-5	Chris Bourque	Christopher Gibson / Tristan Jarry	6-5-1-0
13	Nov. 7	vs. Binghamton	W 7-3	Chris Bourque	Jeremy Smith / Eddie Lack	7-5-1-0
14	Nov. 10	vs. Providence	W 5-4 (OT)	Travis St. Denis	Jeremy Smith / Zane McIntyre	8-5-1-0
15	Nov. 11	vs. Charlotte	W 4-2	Connor Jones	Christopher Gibson / Callum Booth	9-5-1-0
16	Nov. 14	vs. Hartford	L 4-3 (OT)	John Gilmour	Alexandar Georgiev / Christopher Gibson	9-5-2-0
17	Nov. 16	at Laval	W 2-1 (SO)	Kieffer Bellows	Jeremy Smith / Charlie Lindgren	10-5-2-0
18	Nov. 17	at Belleville	W 2-1	Scott Eansor	Christopher Gibson / Jake Paterson	11-5-2-0
19	Nov. 23	vs. Hartford	L 3-2 (SO)	Vinni Lettieri	Christopher Gibson / Dustin Tokarski	11-5-2-1
20	Nov. 24	at Hartford	L 3-1	Peter Holland	Dustin Tokarski / Jeremy Smith	11-6-2-1
21	Nov. 25	vs. Springfield	W 4-3	Sebastian Aho	Christopher Gibson / Samuel Montembeault	12-6-2-1
22	Nov. 28	at Springfield	L 5-2	Patrick Bajkov	Samuel Montembeault / Jeremy Smith	12-7-2-1
23	Dec. 1	vs. Providence	L 2-1 (OT)	Ryan Fitzgerald	Dan Vladar / Christopher Gibson	12-7-3-1
24	Dec. 2	at Springfield	W 5-4 (OT)	Joshua Ho-Sang	Jeremy Smith / Samuel Montembeault	13-7-3-1
25	Dec. 5	vs. Hartford	W 2-1	Chris Bourque	Jeremy Smith / Alexandar Georgiev	14-7-3-1
26	Dec. 8	at Wilkes-Barre/Scranton	L 3-1	Ethan Prow	Anthony Peters / Jeremy Smith	14-8-3-1
27	Dec. 14	at Providence	W 4-3 (OT)	Michael Dal Colle	Christopher Gibson / Dan Vladar	15-8-3-1
28	Dec. 15	vs. Springfield	W 5-3	Travis St. Denis	Jeremy Smith / Samuel Montembeault	16-8-3-1
29	Dec. 16	vs. Wilkes-Barre/Scranton	W 1-0	Sebastian Aho	Christopher Gibson / Anthony Peters	17-8-3-1
30	Dec. 19	at Wilkes-Barre/Scranton	L 4-3 (OT)	Kevin Czuczman	Tristan Jarry / Christopher Gibson	17-8-4-1
31	Dec. 21	at Charlotte	W 6-1	Steve Bernier	Jeremy Smith / Scott Darling	18-8-4-1
32	Dec. 22	at Charlotte	L 3-1	Morgan Geekie	Alex Nedeljkovic / Christopher Gibson	18-9-4-1
33	Dec. 27	vs. Hartford	W 3-2	Scott Eansor	Jeremy Smith / Dustin Tokarski	19-9-4-1
34	Dec. 28	at Springfield	W 4-3	Otto Koivula	Christopher Gibson / Samuel Montembeault	20-9-4-1
35	Dec. 29	at Hartford	W 3-2 (OT)	Travis St. Denis	Jeremy Smith / Dustin Tokarski	21-9-4-1
36	Jan. 2	at Rochester	L 5-4 (SO)	Victor Olofsson	Scott Wedgewood / Jeremy Smith	21-9-4-2
37	Jan. 4	at Syracuse	L 3-1	Alex Volkov	Eddie Pasquale / Christopher Gibson	21-10-4-2
38	Jan. 5	at Binghamton	L 3-2	John Ramage	Evan Cormier / Jeremy Smith	21-11-4-2

MANAGEMENT

THE PLAYERS

IN THE SYSTEM

MHL ENTRY DRAFT

SOUND TIGERS

YEAR IN REVIEW

2018-19 GAME-BY-GAME RESULTS (CONT.)

NO.	DATE	OPPONENT	SCORE	W GOAL	GOALIES OF RECORD (W/L)	RECORD
39	Jan. 11	at Utica	W 4-3 (OT)	Parker Wotherspoon	Jeremy Smith / Ivan Kulbakov	22-11-4-2
40	Jan. 12	vs. Hartford	L 4-2	Ryan Gropp	Marek Mazanec / Jeremy Smith	22-12-4-2
41	Jan. 15	at Charlotte	L 1-0	Aleksi Saarela	Alex Nedeljkovic / Christopher Gibson	22-13-4-2
42	Jan. 16	at Charlotte	L 6-4	Nick Schilkey	Alex Nedeljkovic / Christopher Gibson	22-14-4-2
43	Jan. 19	vs. Providence	W 4-3 (SO)	Tanner Fritz	Christopher Gibson / Dan Vladar	23-14-4-2
44	Jan. 21	vs. Hershey	L 4-1	Jusso Ikonen	Ilya Samsonov / Jeremy Smith	23-15-4-2
45	Jan. 23	vs. Wilkes-Barre/Scranton	L 5-2	Ryan Haggerty	Tristan Jarry / Christopher Gibson	23-16-4-2
46	Jan. 26	vs. Lehigh Valley	W 4-1	Chris Bourque	Jeremy Smith / Carter Hart	24-16-4-2
47	Feb. 1	vs. Lehigh Valley	L 7-5	Chris Connor	Mike McKenna / Christopher Gibson	24-17-4-2
48	Feb. 2	at Wilkes-Barre/Scranton	W 2-1	Scott Eansor	Jeremy Smith / Tristan Jarry	25-17-4-2
49	Feb. 5	at Hartford	W 3-2 (SO)	Chris Bourque	Christopher Gibson / Marek Mazanec	26-17-4-2
50	Feb. 8	at Providence	L 2-1	Connor Clifton	Zane McIntyre / Jeremy Smith	26-18-4-2
51	Feb. 9	vs. Providence	W 4-2	Tanner Fritz	Christopher Gibson / Dan Vladar	27-18-4-2
52	Feb. 10	vs. Utica	W 5-4 (OT)	Tanner Fritz	Christopher Gibson / Ivan Kulbakov	28-18-4-2
53	Feb. 15	at Lehigh Valley	L 4-3 (OT)	T.J. Brennan	Brian Elliott / Jeremy Smith	28-18-5-2
54	Feb. 16	vs. Hartford	W 4-3 (OT)	Otto Koivula	Christopher Gibson / Brandon Halverson	29-18-5-2
55	Feb. 17	vs. Charlotte	W 7-3	Sebastian Aho	Christopher Gibson / Callum Booth	30-18-5-2
56	Feb. 22	at Providence	W 5-4 (OT)	Mitch Vande Sompel	Jeremy Smith / Zane McIntyre	31-18-5-2
57	Feb. 23	vs. Springfield	W 4-3 (SO)	Michael Dal Colle	Jeremy Smith / Samuel Montembeault	32-18-5-2
58	Feb. 24	vs. Hershey	W 5-1	Chris Bourque	Christopher Gibson / Vitek Vanecek	33-18-5-2
59	Mar. 2	at Hershey	W 4-1	Steve Bernier	Christopher Gibson / Ilya Samsonov	34-18-5-2
60	Mar. 3	at Lehigh Valley	W 3-1	Matt Lorito	Jeremy Smith / Alex Lyon	35-18-5-2
61	Mar. 8	at Rochester	L 5-0	Kevin Porter	Scott Wedgewood / Jeremy Smith	35-19-5-2
62	Mar. 10	at Toronto	W 3-2 (SO)	Otto Koivula	Jeremy Smith / Kasimir Kaskisuo	36-19-5-2
63	Mar. 16	at Hershey	L 5-1	Aaron Ness	Ilya Samsonov / Christopher Gibson	36-20-5-2
64	Mar. 17	vs. Springfield	W 4-0	Chris Casto	Jeremy Smith / Chris Driedger	37-20-5-2
65	Mar. 20	vs. Toronto	L 2-1 (OT)	Adam Brooks	Michael Hutchinson / Jeremy Smith	37-20-6-2
66	Mar. 23	vs. Belleville	W 2-1	Steve Bernier	Christopher Gibson / Filip Gustavsson	38-20-6-2
67	Mar. 24	vs. Syracuse	W 4-1	Travis St. Denis	Jeremy Smith / Atte Tolvanen	39-20-6-2
68	Mar. 27	vs. Charlotte	L 4-0	Patrick Brown	Alex Nedeljkovic / Christopher Gibson	39-21-6-2
69	Mar. 30	vs. Charlotte	W 2-1	Steve Bernier	Jeremy Smith / Alex Nedeljkovic	40-21-6-2
70	Mar. 31	vs. Hershey	L 2-1 (SO)	Devante Smith-Pelly	Vitek Vanecek / Christopher Gibson	40-21-6-3
71	Apr. 2	vs. Wilkes-Barre/Scranton	L 3-1	Chase Berger	Tristan Jarry / Jeremy Smith	40-22-6-3
72	Apr. 5	at Providence	L 8-6	Jordan Szwarz	Zane McIntyre / Jeremy Smith	40-23-6-3
73	Apr. 6	vs. Providence	W 4-3	Travis St. Denis	Christopher Gibson / Dan Vladar	41-23-6-3
74	Apr. 10	vs. Laval	W 2-1	Stephen Gionta	Christopher Gibson / Michael McNiven	42-23-6-3
75	Apr. 12	at Springfield	L 7-2	Ludwig Bystrom	Chris Driedger / Jeremy Smith	42-24-6-3
76	Apr. 13	at Wilkes-Barre/Scranton	W 5-2	Otto Koivula	Christopher Gibson / Alex D'Orio	43-24-6-3

MANAGEMENT

THE PLAYERS

IN THE SYSTEM

MHL ENTRY DRAFT

SOUND TIGERS

YEAR IN REVIEW

TOP-TEN LISTS

GAMES		GOALS		ASSISTS		POINTS	
Mark Wotton	368	Jeff Hamilton	89	Jeremy Colliton	126	Jeremy Colliton	203
Jeremy Colliton	326	Jeremy Colliton	77	Rob Collins	110	Rob Collins	163
Steve Regier	290	Trevor Smith	72	Aaron Ness	100	Jeff Hamilton	155
Aaron Ness	280	Jeff Tambellini	71	Steve Regier	89	Steve Regier	150
Ben Holmstrom	268	Steve Regier	61	Mark Wotton	88	Trevor Smith	149
Kyle Burroughs	255	Steve Bernier	61	Matt Donovan	87	Jeff Tambellini	138
Micheal Haley	247	Trent Hunter	60	Tanner Fritz	86	Trent Hunter	136
Connor Jones	244	Mike Halmo	56	Alan Quine	86	Alan Quine	136
Tomas Marcinko	243	Rob Collins	53	Justin Mapletoft	83	Justin Mapletoft	130
Justin Mapletoft	240	Alan Quine	51	Trevor Smith	77	Tanner Fritz	129

THE LAST TIME THE SOUND TIGERS...

	HOME	AWAY
WON (Regulation)	4/10/19 vs. Laval (2-1)	4/13/19 at W-B/Scranton (5-2)
LOST (Regulation)	4/2/19 vs. W-B/Scranton (3-1)	4/12/19 at Springfield (7-2)
TIED (Regulation)	4/10/05 vs. Philadelphia (0-0)	4/11/05 at W-B/Scranton (2-2)
WON IN OVERTIME	2/16/19 vs. Hartford (4-3)	2/22/19 at Providence (5-4)
LOST IN OVERTIME	3/20/19 vs. Toronto (2-1)	2/15/19 at Lehigh Valley (4-3)
WON IN SHOOTOUT	2/23/19 vs. Springfield (4-3)	3/10/19 at Toronto (3-2)
LOST IN SHOOTOUT	3/31/19 vs. Hershey (2-1)	1/2/19 at Rochester (5-4)
SHUT OUT AN OPPONENT	3/17/19 vs. Springfield (4-0)	11/5/17 at Providence (6-0)
WERE SHUT OUT	3/27/19 vs. Charlotte (4-0)	3/8/19 at Rochester (5-0)
PLAYED A SCORELESS TIE	4/10/05 vs. Philadelphia (0-0)	N.A.
OUTSHOT THE OPPOSITION	4/2/19 vs. W-B/Scranton (33-32, 3-1 L)	4/13/19 at W-B/Scranton (33-23, 5-2 W)
WERE OUTSHOT	4/10/19 vs. Laval (20-32, 2-1 W)	4/12/19 at Springfield (24-45, 7-2 L)
SCORED ON POWER-PLAY	4/6/19 vs. Providence (St. Denis, 4-3 W)	4/13/19 at W-B/Scranton (Vande Sompel, 5-2 W)
ALLOWED POWER-PLAY GOAL	4/2/19 vs. W-B/Scranton (Haggerty, 3-1 L)	4/13/19 at W-B/Scranton (Lucchini, 5-2 W)
SCORED SHORTHANDED	3/17/19 vs. Springfield (Stevens, 4-0 W)	3/31/18 at Hartford (B. Holmstrom, 5-1 W)
ALLOWED SHORTHANDED GOAL	2/10/19 vs. Utica, Gaunce, 5-4 OTW)	1/11/19 at Utica (Hamilton, 4-3 OTW)
WON WHEN OUTSHOT	4/10/19 vs. Laval (20-32, 2-1 W)	3/10/19 at Toronto (35-42, 3-2 SOW)
LOST WHEN OUTSHOOTING OPP	4/2/19 vs. W-B/Scranton (33-32, 3-1 L)	4/5/19 at Providence (36-32, 8-6 L)
WON WHEN TRAILING AFTER 2ND	1/19/19 vs. Providence (4-3 SOW)	10/27/18 at Hartford (5-4 W)
LOST WHEN LEADING AFTER 2ND	3/20/19 vs. Toronto (2-1 OTL)	2/15/19 at Lehigh Valley (4-3 OTL)
SCORED AN EMPTY NET GOAL	3/24/19 vs. Syracuse (Koivula, 4-1 W)	3/3/19 at Lehigh Valley (Lorito, 3-1 W)
ALLOWED AN EMPTY NET GOAL	2/1/19 vs. Lehigh Valley (Vecchione, 7-5 L)	4/12/19 at Springfield (Lammikko, 7-2 L)
SCORED ON REG. PENALTY SHOT	2/13/16 vs. Hartford (Rowe vs. Malcolm, 7-3 W)	3/4/16 at Providence (Kearns vs. McIntyre, 4-3 OTW)
ALLOWED A REG. PENALTY SHOT	12/1/18 vs. Providence (Fitzgerald vs. Gibson, 2-1 OTL)	4/12/19 at Springfield (Lammikko vs. Smith, 7-2 L)
MISSED A REG. PENALTY SHOT	1/23/19 vs. W-B/Scranton (Kubiak vs. Jarry, 5-2 L)	4/15/17 at W-B/Scranton (Ho-Sang vs. Maguire, 5-4 L)
STOPPED A REG. PENALTY SHOT	3/24/19 vs. Syracuse (Conacher vs. Smith, 4-1 W)	3/10/19 at Toronto (Carcone vs. Smith, 3-2 SOW)
RECORDED A HAT TRICK	2/17/19 vs. Charlotte (Ho-Sang vs. Booth, 7-3 W)	12/14/18 at Providence (Dal Colle vs. Vladar, 4-3 OTW)
ALLOWED A HAT TRICK	11/4/18 vs. W-B/Scranton (Aston-Reese, 8-5 L)	11/28/18 at Springfield (Greco, 5-2 L)
WON A 1-0 GAME	12/16/18 vs. W-B/Scranton	11/3/17 at Providence
LOST A 1-0 GAME	2/2/18 vs. Springfield	1/15/19 at Charlotte

SOUND TIGERS CAPTAINS

2001-03	None	2012-13	Colin McDonald
2003-04	Alan Letang		Matt Watkins
2004-05	Keith Aldridge	2013-14	Chris Bruton
	Richard Seeley	2014-15	Aaron Ness
	Ed Campbell	2015-19	Ben Holmstrom
2006-11	Mark Wotton	2018-19	Kyle Burroughs
2011-12	Jeremy Colliton		

THIS DATE IN SOUND TIGERS HISTORY

MAR. 28, 2000	The American Hockey League awards a franchise to Bridgeport, with the team to begin play in the 2001-02 season
SEPT. 20, 2000	The Bridgeport franchise adopts the name "Sound Tigers"
JUN. 27, 2001	The Sound Tigers inaugural jerseys are unveiled
JUL. 26, 2001	Steve Stirling is named the first head coach of the Sound Tigers
AUG. 23, 2001	The Sound Tigers name the Trenton Titans as their ECHL affiliate
OCT. 5, 2001	The Sound Tigers play their first game in Rochester against the Americans. Dave Morisset scores the first goal in franchise history and goalie Rick DiPietro earns a 3-0 shutout.
OCT. 10, 2001	The Sound Tigers play their first home game at Arena at Harbor Yard against the Philadelphia Phantoms. The Phantoms win 4-1
OCT. 12, 2001	The Sound Tigers play their first game against their Connecticut rival, the Hartford Wolf Pack, and record their first home victory, 6-2
APR. 14, 2002	The Sound Tigers play their first playoff game and defeat the Manitoba Moose 5-0
MAY-JUN., 2002	The Sound Tigers win the Eastern Conference Finals over the Hamilton Bulldogs, before being defeated by the Chicago Wolves in the Calder Cup Finals
JAN. 4, 2003	The Sound Tigers host one of their biggest crowds in team history when 8,183 fans filled Arena at Harbor Yard to see the Sound Tigers take on the Hartford Wolf Pack
APR. 18, 2003	The Sound Tigers complete a sweep of the Manchester Monarchs in the first round of the Eastern Conference Quarterfinals
JUN. 3, 2003	Steve Stirling is promoted to Head Coach of the New York Islanders; The Sound Tigers name Greg Cronin Head Coach
OCT. 6, 2003	Alan Letang is named the first team captain in Sound Tigers history
OCT. 12, 2003	Goalie Wade Dubielewicz makes his professional debut against the Philadelphia Phantoms in a losing effort, 3-1
OCT. 26, 2003	Dubielewicz collects his first pro win against the Wilkes-Barre/Scranton Penguins, 4-1 and the team continued on a 20-game unbeaten streak
JUL. 7, 2004	Owner Roy Boe is awarded the Thomas Ebright Award for contributions to the AHL
JUL. 22, 2004	The New York Islanders purchase Bridgeport's AHL franchise rights, taking control of their minor league affiliate
OCT. 13, 2004	The Sound Tigers name Keith Aldridge team captain and Ryan Kraft and Jody Robinson Assistant Captains.
OCT. 16, 2004	The Sound Tigers open their season for the first time at home against the Albany River Rats, winning the game 4-1
NOV. 6, 2004	The Sound Tigers name Richard Seeley captain
DEC. 3, 2004	After one of the ugliest brawls in team history, the Sound Tigers go on to defeat the Wilkes-Barre/Scranton Penguins 4-3 on two third-period goals by Rob Collins
DEC. 23, 2004	The Sound Tigers force overtime with 0.1 seconds remaining in the third period on a goal by Steve Regier, then win the game in a shootout over the Philadelphia Phantoms
FEB. 17, 2005	The NHL season is cancelled due to lockout
FEB. 19, 2005	The Sound Tigers play their first home game in history at Nassau Coliseum in front of a team record 16,297 fans. The Sound Tigers win 3-2 over the Wilkes-Barre/Scranton Penguins
MAR. 15, 2005	Ed Campbell is named team captain of the Sound Tigers
APR. 12, 2005	Coach Greg Cronin steps down as the head coach of the Sound Tigers to become the new Head Coach at Northeastern University
JUN. 29, 2005	Dave Baseggio is promoted to head coach of the Sound Tigers
AUG. 4-8, 2005	The Sound Tigers name Pat Bingham and Lane Lambert assistant coaches
AUG. 10, 2005	Charles B. Wang names Howard Saffan Team President of the Sound Tigers
OCT. 4, 2005	Kevin Colley is named the captain of the Sound Tigers
DEC. 21, 2005	The Sound Tigers beat the undefeated Wilkes-Barre/Scranton Penguins (14-0-0-1) 2-1 on two third period goals by Jeremy Colliton and Steve Regier
JAN. 6, 2006	Sean Bergenheim scores a goal with a second remaining to force overtime and a shootout, which the Sound Tigers win against the Hershey Bears
FEB. 4, 2006	Garth Snow makes a conditioning appearance with the Sound Tigers, winning 4-1 over the Providence Bruins
APR. 13, 2006	The Sound Tigers clinch a 2006 Calder Cup playoff berth, but are knocked out in the first round by the Wilkes-Barre/Scranton Penguins in a seven-game series
JUL. 17, 2006	Dan Marshall is named the head coach of the Sound Tigers; Jack Capuano and Joe Ferras are named the assistants
JUL. 31, 2006	The Pensacola Ice Pilots of the ECHL are named the top affiliate of the Sound Tigers
AUG. 8, 2006	The Sound Tigers unveil new uniforms that match the Islanders' orange and blue colors
AUG. 14, 2006	Bernie Cassell is formally hired by the Sound Tigers as an assistant coach after serving as a part-time skills and conditioning coach for the prior three seasons

MANAGEMENT

THE PLAYERS

IN THE SYSTEM

NHL ENTRY DRAFT

SOUND TIGERS

YEAR IN REVIEW

THIS DATE IN SOUND TIGERS HISTORY (continued)

OCT. 8, 2006	Defenseman Mark Wotton is named team captain and the Sound Tigers win their season opener in Binghamton against the Senators 5-3
OCT. 25, 2006	Eric Boguniecki is acquired in a trade from the Columbus Blue Jackets in exchange for Ryan Caldwell
NOV. 20, 2006	Robert Nilsson is named AHL Player of the Week for scoring four goals and three assists in seven games for the week ending on November 19
DEC. 17, 2006	Allan Rourke scores against the Norfolk Admirals, setting off the second annual Teddy Bear Toss where all stuffed animals are donated to local charities and hospitals
JAN. 14, 2007	Sound Tigers host "New Haven Nighthawks Reunion," welcoming back Nighthawk players with an on-ice ceremony
JAN. 15, 2007	Frans Nielsen ties the Sound Tigers team record by registering at least one point in 12 consecutive games
JAN. 29, 2007	Wade Dubielewicz makes his second appearance as an AHL All-Star. He plays for Team Canada during the second period, making 11 saves on 13 shots
FEB. 9, 2007	Wade Dubielewicz sets a team record for most saves in a game with 52 in the Sound Tigers 4-2 victory over the Hershey Bears
MAR. 11, 2007	Eric Boguniecki scores a hat-trick against the Hershey Bears in the Sound Tigers 5-4 victory
MAR. 12, 2007	Eric Boguniecki is named the AHL Player of the Week for the period ending March 11, after registering four goals and five assists in three games during the week
APR. 5, 2007	Mark Wotton is named the Sound Tigers Man of the Year by the AHL
APR. 30, 2007	Jack Capuano is promoted to Head Coach of the Sound Tigers
MAY 22, 2007	The Islanders sign an affiliation agreement with the Utah Grizzlies (ECHL)
OCT. 5, 2007	The Sound Tigers name Jeff Tambellini and Tim Jackman assistant captains
DEC. 6, 2007	The Sound Tigers launch Sound TigersTV, a video portal modeled after the Islanders portal
DEC. 31, 2007	Jeff Tambellini is named AHL Player of the Week by the AHL
JAN. 11, 2008	Kyle Okposo makes his professional debut in Binghamton against the Senators, scoring two assists in a 3-2 loss
JAN. 29, 2008	Jeff Tambellini scored a goal in Team Canada's 9-8 victory in the AHL All-Star game in Binghamton, NY
MAR. 3, 2008	Trevor Smith is named the AHL Rookie of the Month for the month of February
MAR. 27, 2008	Pascal Morency is awarded the Sound Tigers league representative Man of the Year Award
APR. 4, 2008	Jeff Tambellini scores five points against the Philadelphia Phantoms, including the game-winning overtime tally to win the game for the Sound Tigers 6-5. He also eclipsed Trent Hunter's team record of 72 points in a season during the game
APR. 7, 2008	Jeff Tambellini is named AHL Player of the Week by the AHL
AUG. 11, 2008	The Islanders sign an affiliation agreement with the Odessa Jackalopes (CHL)
MAR. 22, 2009	The Sound Tigers surpass their former record of 43 wins in a season. They would complete the season with 49 victories
MAR. 26, 2009	Pascal Morency is awarded the Sound Tigers league representative Man of the Year Award for the second straight year
APR. 17, 2009	The Sound Tigers open the 2009 Calder Cup Playoffs at Nassau Coliseum for Game 1
JUL. 7, 2009	The Sound Tigers move to the Atlantic Division after competing in the East Division for the first eight years of the team's existence
FEB. 13, 2010	Greg Mauldin ties the franchise single-game record for points and assists with five (1g/4a) in a 6-4 win over the Hartford Wolf Pack
MAR. 27, 2010	Mark Wotton plays in his 291st game for the Sound Tigers, passing Steve Regier for most regular season games played in Sound Tigers history
APR. 10, 2010	Captain Mark Wotton plays in his 1000th North American professional game, a 2-0 win, which clinched a playoff berth for the second consecutive season
JUL. 27, 2010	The Islanders sign an affiliation agreement with the Kalamazoo Wings (ECHL)
NOV. 15, 2010	Jack Capuano is promoted to head coach of the Islanders. Assistant coach Pat Bingham is named the sixth coach in Sound Tigers history
NOV. 26, 2010	The Sound Tigers defeat the Hartford Wolfpack 4-3 in Hartford's final game before changing their name to the Connecticut Whale.
DEC. 10, 2010	Mark Wotton is named Captain of the 2011 AHL Eastern Conference All-Star Team
JAN. 11, 2011	Rhett Rakhshani is named to the 2011 AHL Eastern Conference All-Star Team
FEB. 21, 2011	David Ullstrom is named the AHL Player of the Week for Feb. 14-20, recording six goals in three games
MAR. 25, 2011	Jeremy Colliton becomes the Sound Tigers all-time leading scorer with a four-assist performance in a 5-1 win at Portland
APR. 5, 2011	Rhett Rakhshani sets a Sound Tigers record for fastest hat trick, recording three goals in a 1:59 span during a 6-2 win over the Springfield Falcons

THIS DATE IN SOUND TIGERS HISTORY (continued)

APR. 28, 2011	Islanders owner Charles Wang and Sound Tigers president Howard Saffan hold a press conference at Webster Bank Arena to announce the creation of Harbor Yard Sports and Entertainment, LLC, managed by the Islanders and Sound Tigers. The new company assumes the day-to-day operations of Webster Bank Arena
JUN. 28, 2011	Brent Thompson is named the seventh Head Coach in Sound Tigers history
JUL. 5, 2011	The AHL announces a new divisional alignment. The Sound Tigers join the newly formed Northeast Division with Adirondack, Albany, Connecticut and Springfield
JUL. 12, 2011	Former Sound Tiger/Islander and West Haven, Conn. native Eric Boguniecki is named Assistant Coach
OCT 6, 2011	Jeremy Colliton is named the seventh captain in Sound Tigers history
OCT 15, 2011	Jeremy Colliton becomes the Sound Tigers all-time leader in assists, with an assist in a 5-4 shootout win over Connecticut
NOV 18, 2011	David Ullstrom extends his goal streak to seven games, a Sound Tigers record, with two goals against Connecticut
JAN 2-7, 2012	Kevin Poulin sets a Sound Tigers record with three-straight shutouts before allowing a goal in the second period of 3-2 shootout win in Providence on Jan. 8. Poulin's shutout streak of 221:54 falls less than 40 minutes short of Johnny Bauer's AHL record
JAN 4, 2012	Calvin de Haan is selected to represent the Sound Tigers at the 2012 AHL All-Star Classic in Atlantic City, NJ. Casey Cizikas was later named as de Haan's replacement due to injury
JAN 8, 2012	Kevin Poulin is named the AHL Player of the Week for the week of Jan 2-8
JAN 28, 2012	The Sound Tigers finish January with a 10-0-1 record and set a team record with seven straight road wins
FEB 11, 2012	Micheal Haley nets his first AHL hat trick and the Sound Tigers defeat the Springfield Falcons 8-1 at Webster Bank Arena, setting a team record for most goals scored in one game
FEB 25, 2012	Jeremy Colliton scores the eventual game-winning goal with 7:39 left in regulation of a 5-4 victory over the Providence Bruins, giving him his 200th career AHL point
APR 13, 2012	The Sound Tigers clinch the Northeast Division title and their first division crown in a decade as Kevin Poulin makes 46 saves and the Sound Tigers beat the Providence Bruins 4-1 at the Dunkin' Donuts Center
OCT 12, 2012	Six different Sound Tigers have multi-point showings as Bridgeport scores five times in the second period to defeat the Connecticut Whale 6-4 at XL Center in Hartford on opening night of the 2012-13 campaign
NOV 3-4, 2012	The Sound Tigers host two games free of charge at Webster Bank Arena for all Connecticut residents in the wake of Hurricane Sandy and announce crowds of 8,525 for both games, marking the largest attendances in Sound Tigers history
DEC 7, 2012	Wethersfield, Conn. native Colin McDonald is named the eighth captain in Sound Tigers history
DEC 22, 2012	The 20 players in the Sound Tigers lineup vs. Adirondack at Webster Bank Arena honor the 20 children who lost their lives in the Sandy Hook Elementary School tragedy by each wearing the last name of one of the victims in place of their own. It's the last time the Sound Tigers wear their alternate black jerseys; the Sound Tigers also commemorate those who were affected by the tragedy by wearing ribbons on their jerseys and wearing helmet stickers for the remainder of the season
FEB 2, 2013	Brock Nelson records his first pro hat trick in a 4-1 win vs. Norfolk at Webster Bank Arena
FEB 22, 2013	Matt Watkins is named the ninth captain in team history, filling the void left by Colin McDonald who was recalled by the Islanders in January
MAR 17, 2013	Rick DiPietro makes 33 saves in a 2-0 win vs. Albany, his first AHL shutout in over 10 years
APR 2, 2013	Islanders 2011 fifth overall pick Ryan Strome scores on his first professional shot and assists on Long Island native Joey Diamond's game-winning goal as the Sound Tigers beat the Worcester Sharks 4-2 at DCU Center
APR 4, 2013	In the Bridgeport Sound Tigers' 1000th game as a franchise (including playoff games), Matt Donovan becomes the first Sound Tigers defenseman to record four points in a game with one goal and three assists in a 6-3 win vs. Worcester at Webster Bank Arena
OCT 5, 2013	Chris Bruton is named the 10th captain in Sound Tigers history
NOV 2, 2013	Forward Ryan Strome is named CCM/AHL Rookie of the Month for November 2013. Strome tallies 15 points (five goals, 10 assists) in 12 games, including a franchise record-tying five point performance in a 7-1 win over Worcester on Nov. 1
Feb 12, 2014	Ryan Strome scores two goals for the AHL-All Star Team against Farjestad BK of the Swedish Hockey League
May 2, 2014	Brent Thompson returns to the Sound Tigers for his second stint as head coach after two seasons as Islanders assistant coach
OCT 7, 2014	Aaron Ness is named the 11th team captain in Sound Tigers history
NOV 8, 2014	The Sound Tigers win their 500th regular season game in team history, scoring a franchise-high six power play goals in a 7-2 win over the Albany Devils
OCT 8, 2015	Ben Holmstrom is named the 12th team captain in Sound Tigers history.
MAR 6, 2016	Head coach Brent Thompson earned his 100th win behind the Sound Tigers bench.
OCT 15, 2016	Josh Ho-Sang and Devon Toews make their professional debuts in a 2-1 win against the Providence Bruins during the season opener at Webster Bank Arena
JAN 5, 2017	Devon Toews is selected to represent the Sound Tigers at the 2017 AHL All-Star Classic in Allentown, Penn.

MANAGEMENT

THE PLAYERS

IN THE SYSTEM

NHL ENTRY DRAFT

SOUND TIGERS

YEAR IN REVIEW

THIS DATE IN SOUND TIGERS HISTORY (continued)

JAN 28, 2017	Brent Thompson becomes the Sound Tigers' all-time winningest head coach with his 134th career victory in a 3-2 win against the Lehigh Valley Phantoms
JAN 29, 2017	Devon Toews wins the fastest skater competition at the 2017 AHL All-Star Classic in Allentown, Penn. with a lap of 13.478 seconds, the second fastest time ever recorded
FEB 19, 2017	Jaroslav Halak sets the Sound Tigers goaltending record for consecutive wins with his 12th straight victory
MAR 1, 2017	Joshua Ho-Sang is named CCM/AHL Rookie of the Month for February 2017. Ho-Sang scored five goals and added 10 assists for 15 points while registering a plus-9 rating in just 12 games
APR 5, 2017	Devon Toews is named to the AHL's All-Rookie Team
AUG 23, 2017	Chris Terreri is named Sound Tigers goalie coach
OCT 7, 2017	Mitch Vande Sompel and Scott Eansor make their professional debuts in a 2-1 loss against the Binghamton Devils during the season opener in Binghamton, N.Y.
NOV 5, 2017	Sebastian Aho becomes the first Sound Tigers defenseman to ever record a hat trick in a 6-0 win at the Providence Bruins
JAN 4, 2018	Tanner Fritz and Sebastian Aho are selected to represent Bridgeport at the 2018 AHL All-Star Classic in Utica, N.Y. (did not play due to call-ups with the New York Islanders)
JAN 25, 2018	Christopher Gibson and Mitch Vande Sompel added to the playing roster for the 2018 AHL All-Star Classic in Utica, N.Y. (replacing Tanner Fritz and Sebastian Aho)
MAR 15, 2018	Travis St. Denis becomes the fifth Sound Tiger to score five points in a single game (3g, 2a)
OCT 6, 2018	Kieffer Bellows makes his professional debut and scores his first goal in a 6-3 loss to the Lehigh Valley Phantoms during the season opener in Allentown, PA
DEC 14, 2018	Michael Dal Colle scores his first professional hat trick and overtime-winning goal against the Providence Bruins
DEC 17, 2018	Michael Dal Colle is named CCM/AHL Player of the Week. He scored five goals on five shots in two games, including a hat trick and overtime goal
DEC 27, 2018	The Sound Tigers set a new franchise record for consecutive home games with at least one point (15), going 12-0-2-1 from Oct. 14, 2018 through Dec. 27, 2018
JAN 3, 2019	Michael Dal Colle and Sebastian Aho are selected to represent Bridgeport at the 2019 AHL All-Star Classic in Springfield, Mass.
FEB 17, 2019	Josh Ho-Sang becomes the sixth Sound Tiger to score five points in a single game (3g, 2a)
FEB 18, 2019	Josh Ho-Sang is named CCM/AHL Player of the Week. He scored four goals and added two assists for six points in two games
FEB 21, 2019	Webster Bank Arena announces that Oak View Group Facilities (OVG) will operate the arena on behalf of Harbor Yard Sports and Entertainment LLC, a subsidiary of the New York Islanders that operates the arena pursuant to an agreement with the City of Bridgeport. Matt Herpich is named General Manager of Webster Bank Arena
MAR 27, 2019	The Sound Tigers play their 1,400th game in franchise history
APR 2, 2019	Oliver Wahlstrom makes his professional debut in a 3-1 loss to the Wilkes-Barre/Scranton Penguins at Webster Bank Arena
APR 6, 2019	Oliver Wahlstrom becomes the youngest Sound Tiger to score a goal when he beats Providence's Dan Vladar in just his second game
APR 13, 2019	The Sound Tigers clinch home ice in a playoff series for the first time since 2006 with a 5-2 win in their regular-season finale against the Wilkes-Barre/Scranton Penguins

ALL-TIME PLAYOFF POINTS LEADERS

PLAYER	GP	G	A	PTS	SEASONS
1. Trent Hunter	26	15	15	30	01-03
2. Jason Krog	20	10	13	23	01-02
3. Juraj Kolnik	20	7	14	21	01-02
4. Justin Mapletoft	27	8	12	20	01-03
5. Raffi Torres	20	8	9	17	01-02

YEAR-BY-YEAR CALDER CUP RECORDS

SEASON	OPPONENT	ROUND	W	L	WINNER
2001-02	Manitoba	CQF	3	1	Sound Tigers
	St. John's	CSF	4	0	Sound Tigers
	Hamilton	CF	4	3	Sound Tigers
	Chicago	F	1	4	Chicago
2002-03	Manchester	CQF	3	0	Sound Tigers
	Binghamton	CSF	2	4	Binghamton
2003-04	WB/Scranton	DSF	3	4	WB/Scranton
2004-05	DID NOT QUALIFY				
2005-06	WB/Scranton	DSF	3	4	WB/Scranton
2006-07	DID NOT QUALIFY				
2007-08	DID NOT QUALIFY				
2008-09	WB/Scranton	DSF	1	4	WB/Scranton
2009-10	Hershey	DSF	1	4	Hershey
2010-11	DID NOT QUALIFY				
2011-12	Hartford	CQF	0	3	Connecticut
2012-13	DID NOT QUALIFY				
2013-14	DID NOT QUALIFY				
2014-15	DID NOT QUALIFY				
2015-16	Toronto	DSF	0	3	Toronto
2016-17	DID NOT QUALIFY				
2017-18	DID NOT QUALIFY				
2018-19	Hershey	DSF	2	3	Hershey

ALL-TIME PLAYOFF INDIVIDUAL RECORDS

PLAYERS		
Most points in one playoff	Jason Krog (2002)	23
Most points in one playoff game	last: Daniel Tkaczuk (2003)	4
Most goals in one playoff	Jason Krog (2002)	10
Most goals in one playoff game	Jason Krog (2002)	3
Most assists in one playoff	Juraj Kolnik (2002)	14
Most assists in one playoff game	last: Daniel Tkaczuk (2003)	3
Most playoff games played	Justin Mapletoft	27

GOALTENDERS

Most playoff appearances all-time	Rick DiPietro	25
Most wins in one playoff	Rick DiPietro (2002)	12
Most losses in one playoff	Rick DiPietro (2002)	8
Most shutouts in one playoff	Rick DiPietro (2002)	3
Lowest GAA in a playoff	Rick DiPietro (2003)	2.01
Highest SV% in a playoff	Wade Dubielewicz (2006)	.933

PLAYOFF FACTS

Playoffs participated in	9
Number of individual series won	4
Number of individual series lost	9
Total number of playoff games played	64
Games won	27
Games lost	37
Number of overtime games	21
Overtime games won	8
Overtime games lost	13
Calder Cup Championships	0
Conference Championships	1 (2002)
Shutouts	4
Shutouts by opponents	8

MANAGEMENT

THE PLAYERS

IN THE SYSTEM

NHL ENTRY DRAFT

SOUND TIGERS

YEAR IN REVIEW

ALL-TIME NUMERICAL ROSTER

MANAGEMENT

#1
Rick DiPietro
Dan Lombard*
Peter Mannino
Mikko Koskinen
Philippe Trudeau
C.J. Motte
Parker Milner

#2
Ray Giroux
Cole Jarrett
Mike Jarmuth
T.J. Kemp
Kevin Mitchell
Nick Martens
Andrew MacDonald
Aaron Johnson
Jeff Dwyer
Dylan Reese
Dallas Jackson
Riley Wetmore
Guy Leboeuf
Mike Dalhuisen
Jesse Graham
Seth Helgeson

THE PLAYERS

#3
Ray Schultz
Daniel Tetrault
Aaron Power
Randy Perry
Nic Bilotto
Vince Macri
Jeff State
Chris Barr
Denis Grebeshkov
Jamie Fraser
Michael Davies
Travis Hamonic
Andrey Pedan
Matt Carkner
Jon Landry
Patrick Cullity
Chris Casto

IN THE SYSTEM

#4
Ray Schultz
Jody Robinson
Joel Bouchard
Dustin Kohn
Mark Wotton
Scott Campbell
Mike Cornell
Kyle Burroughs
Adam Pelech
Mitch Vande Sompel

MHL ENTRY DRAFT

#5
Marko Kiprusoff
Chris Aldous
Daniel Tetrault
Jean-Francois David
Mike Gaffney
Keith Aldridge
Paul Flache
Rick Berry
Dustin Kohn
Jon Gleed
Dustin Kohn
Jamie Fritsch
Blair Riley
Jack Combs
Mike Keenan
Mark Nemecek
Matt Lashoff

SOUND TIGERS

#6
Mike Banwell
Joel Broda
Ryan Pulock
Ken Sutton

YEAR IN REVIEW

Martin Kariya
Jody Robinson
Joel Bouchard
Stephen Wood
Matthew Spiller
Jesse Joensuu
Ty Wishart
Andre Benoit
Yannick Rathgeb

#7
Dick Tarnstrom
Marco Charpentier
Mat Snesrud
Eric Manlow
Derek Edwardson
Nathan Gillies
Vince Macri
Jeff Tambellini
James Sixsmith
Jordan Hart
Robin Figren
Justin DiBenedetto
Tony Romano
Dan Kissel
Tyler Rueggsegger
Jon Landry
Scooter Vaughan
Parker Wotherspoon
Devon Toews
Chris Bourque

#8
Peter Mika
Doug Nolan
Mat Snesrud
Scott Ricci
Tomi Pettinen
Jim Campbell
Cole Jarrett
Bruno Gervais
Ryan Kinasewich
Brett Pilkington
Justin Bourne
Jean Desrochers
Tomas Marcinko
Greg Moore
Tony Romano
Dustin Friesen
Wes O'Neill
Riley Emmerson
Brian Day
Nathan McIver
Josh Holmstrom
Sean Escobedo
Matt Mangene
Josh Holmstrom
Griffin Reinhart
Kyle Burroughs

#9
Blaine Down
Tomi Pettinen
Jeff Miles
Jeff Tambellini
Robert Nilsson
Ben Walter
Justin DiBenedetto
Sean Wiles
Ben Rosen
Anders Lee
Joe Whitney

#10
Bob Lachance
Ted Donato
Raffi Torres
Mike Souza
Sean Bergenheim
Jamie Johnson
Sean Bentivoglio
Tyler Haskins
Rhett Rakhshani

Daniel Maggio
Scott Mayfield
Ryan Bourque

#11
Mattias Weinhandl
J.F. Caudron
Wes Goidie
Mike Bayrack
John Morlang
Vince Macri
Jeff Hutchins
Ian Manzano
Robert Nilsson
Chris Campoli
Matt Reid
Nathan Rankin
James Sixsmith
Andrew MacDonald
Tyler Haskins
Rob Hennigar
Robin Figren
Jake Gannon
Josh Bailey
Casey Cizikas
Andrew Clark
Jon Sim
Jason Clark
Chris Langkow
Tanner Fritz

#12
Juraj Kolnik
Radek Martinek
Kevin Mitchell
J.F. Caudron
Marco Charpentier
Cail MacLean
Bruno Gervais
Tomas Malec
Scott Burt
Tyler Haskins
Kyle Okposo
Mark Flood
Tomas Marcinko
Calvin de Haan
C.J. Stretch
Josh Holmstrom
Otto Koivu

#13
Blake Bellefeuille
Mike Bayrack
Jason Guerriero
Mike Omiccioli
Todd Griffith
Nick Martens
Mark Parrish
Victor Bartley
Justin Taylor
Dustin Friesen
Brett Gallant
Scott Howes
Colin McDonald
Jesse Root
Stephen Gionta

#14
Alexander Kharitonov
Matt Libby
Marco Charpentier
Martin Chabada
Chris Lynch
Sean Bergenheim
Chris Campoli
Scott Ford
Peter Tormey
Blake Comeau
Sean Bentivoglio
Brady Leisenring
Justin Taylor
Tyler McNeely
Matt Watkins

Greg Miller
Joey Martin
Brant Harris
Justin Courtnall
Kane Lafranchise
Tom Kuhnackl
Matt Lorito

#15
Ben Guite
John Morlang
Masi Marjamaki
Joe Rullier
Andy Sertich
Tony Romano
Greg Moore
Dylan Reese
Jean Bourbeau
Jon Landry
Ty Wishart
Steve Oleksy
Marc Cantin
Loic Leduc
Stephen Gionta
Kieffer Bellows

#16
Raffi Torres
Kevin Colley
Tim Jackman
Mike Sillinger
Joel Rechlicz
Jon Sim
Tomas Marcinko
Sean Backman
Chris Bruton
Harry Zolnierczyk
Kyle Schempp
Mike Siso

#17
Marco Charpentier
Matt Higgins
Justin Papineau
Jason Pitton
Shawn Bates
Jeremy Reich
Matt Martin
Rob Schremp
Brandon Svendsen
Mike Sgroi
Max MacKay
Jake Newton
Matt Lowry
Nick Larson
Colton Gillies
Michael Dal Colle

#18
Graham Belak
Tomi Pettinen
Jeff Hamilton
Ken Magowan
Micheal Haley
Jesse Joensuu
Chad Costello
Ryan Strome
Justin Florek
Andrew Rowe
John Stevens

#19
Ben Guite
Ryan Gillis
Konstantin Kalmikov
Rob Collins
Luciano Aquino
Gregg Johnson
Scott Ford
Bobby Hughes
Jean Bourbeau
Rhett Rakhshani

Chris Blight
Chris Barton
Andrey Pedan
Riley Wetmore
Jason Bast
Cam Reid
Jack MacLellan
Tanner Eberle
Taylor Beck
Michael Dal Colle

#20
Jerry Adduono
Steve Webb
Luciano Aquino
Ryan O'Marra
Andy Sertich
Dennis Packard
Jon Gleed
Ryan Duncan
Justin DiBenedetto
Greg Mauldin
Eric Castonguay
Jean Bourbeau
Matt Campanale
Kael Mouillierat
Blair Riley
Jeremy Langlois
Jesse Graham
Dustin Jeffrey
Jared Gomes
Carter Verhaeghe
Scott Eansor

#21
Trent Hunter
Ryan Caldwell
Jeremy Colliton
James Sixsmith
Riley Wetmore
Dallas Jackson
Mathieu Coderre-Gagnon
Kael Mouillierat
Ben Holmstrom

#22
Dustin Wood
Daniel Tkaczuk
Preston Mizzi
Vince Macri
Jason Sessa
Jean Desrochers
Joe Tallari
Colton Fretter
Dennis Packard
Anton Klementyev
Chris Langkow
Jordie Johnston
Nino Niederreiter
Alan Quine

#23
David Morisset
Marco Charpentier
Konrad McKay
Tyler Renette
Derek Bekar
Brett Nowak
Ed Campbell
Jeff Swzew
Tim Sestito
Jeremy Colliton
Brandon Nolan
Trevor Smith
Keith Johnson
Robin Figren
Wes Cunningham
Brandon Gentile
John Persson
James Wright

ALL-TIME NUMERICAL ROSTER (CONT.)

#24
 Branislav Mezei
 Kevin Bolibruck
 Doug Schmidt
 Jody Robinson
 Luke Curtin
 Matt Koalska
 Derek Edwardson
 Peter MacArthur
 Chris Lee
 Brett Westgarth
 Brett Motherwell
 David Ullstrom
 Sean Wiles
 Dimitry Antipin
 Kevin Czuczman
 Travis St. Denis

#25
 Dave Karpa
 Tomi Pettinen
 Ryan Kinasewicz
 Tyler Mosienko
 Joe Callahan
 Mike Radja
 Brett Motherwell
 Nino Niederreiter
 Jordan Hill
 Adam Brace
 Justin Mercier
 Justin Hickman
 Peter Boyd
 Ben Rosen
 Colin Markison
 Casey Bailey
 Devon Toews
 Andrew Ladd

#26
 Justin Mapletoft
 Allan Rourke
 Peter Ferraro
 Jon Gleed
 Rob Hisey
 Mike Halmo
 Marc-Andre Cliche
 Joshua Ho-Sang

#27
 Dusan Salficky
 David St. Germain
 Brandon Smith
 Ryan Kraft
 Wyatt Smith
 Jeremy Colliton
 Darryl Bootland
 Matt Keith
 Vladimir Nikiforov
 Junior Lessard
 Matt Martin
 Olivier Labelle
 Rob Kwiet
 Louis Liotti
 Steve Tarasuk
 Aaron Ness
 Justin Vaive
 Josh Winquist
 Parker Wotherspoon

#28
 Jason Krog
 Alan Letang
 Brendan Yarema
 Doug Christiansen
 Joe Tallari
 Mark Lee
 Jean Desrochers
 Jason Pitton
 Phil Ginand
 Trevor Frischmon

Johan Sundstrom
 Mike Halmo
 Kellen Jones
 Sebastian Aho

#29
 Rick DiPietro
 Marco Emond
 Scott Stirling
 Frederic Cloutier
 Petteri Nokelainen
 Mitch Fritz
 Brock Nelson
 Connor Jones

#30
 Cody Rudkowsky
 Garth Snow
 Michael Mole
 Riley Gill
 Alex Petizian*
 Stephen Valiquette*
 Joe Fallon
 Nick Niedert*
 Nick Riopel*
 Reily Gill*
 Nick Niedert*
 Dan Clarke*
 Kenny Reiter
 Parker Milner
 Jean-Francois Berube

#31
 Nicholas Bilotto
 Wade Dubielewicz
 Kent Simpson
 Stephon Williams

#32
 Chris Armstrong
 Alain Nasreddine
 Brendan Witt
 Anton Klementyev
 Russ Sinkewich
 Adam Huxley
 Joey Diamond
 Tyler Barnes
 Ross Johnston
 David Quenneville
 Josh Holmstrom

#33
 Nick Smith
 Patrick Leahy
 Matt Eldred
 Graham Belak
 Joe Dusabek
 Ed Campbell
 Travis Brigley
 Jason Goulet
 Eric Boguniecki
 Mike Morrison
 Tobias Stephan
 Kris Mayotte
 Scott Munroe
 Jeremy Yablonski
 Benn Olson
 Kevin Moore
 David Leggio
 Mark Louis
 Christopher Gibson

#34
 Dieter Kochan
 Gregg Naumenko*
 Nick Boucher*
 Cody Rudkowsky
 Eamon McAdam
 Ryan Hitchcock

#35
 Stephen Valiquette
 Jim Sanca*
 Sebastien Laplante*
 Scott Stirling
 Chris Madden
 Billy Thompson
 Joey MacDonald
 Yann Danis
 Brett Abel*
 Michael Mole
 Kenny Reiter
 Stephon Williams
 Jeremy Smith

#36
 Evgeny Korolev
 Dustin Wood
 Adam Edinger
 Chris Thompson
 Benn Olson
 Tim Wallace
 Matthew Pistilli
 Jesse Root
 Eric Boulton
 David Quenneville
 Jeff Kubiak

#37
 Jim Sanca*
 David St. Germain
 Scott Stirling
 Mattias Timander
 Sven Butenschon
 Brent Gauvreau
 Steve Munn
 Doug Christiansen
 Sergei Durdin
 Johan Halvardsson
 Jason Goulet
 Steve Crampton
 Kip Brennan
 Mike Iggulden
 Chris Frank
 Joe Pereira
 Joey Haddad
 Dallas Jackson
 Marc Cantin
 Tyler Gron
 Steve Bernier

#38
 Mario Laraque
 Doug Christiansen
 Allan Rourke
 Luke Fulghum
 Jack Hillen
 Kevin Poulin
 Bracken Kearns
 Sebastian Aho
 Oliver Wahlstrom
 Ryan MacKinnon

#39
 Steve Regier
 Rick DiPietro
 Joe Diamond
 Patrick Cullity
 Alan Quine
 Mitch Gillam

#40
 Stephen Valiquette
 Jamie Fraser
 Mathieu Aubin
 Barry Goers
 Wes Cunningham
 Marc-Olivier Vallerand
 Rylan Galiardi
 Ethan Cox

Mike Halmo
 Matt Gaudreau
 Justin Danforth

#41
 Harlan Pratt
 Lance Galbraith
 Dyson Stevenson
 Calder Brooks
 Patrick Cullity
 Jaroslav Halak
 Mike Cornell

#42
 Peter Ferraro
 David Desharnais
 Tyler Haskins
 Alex O'Neil
 Brandon DeFazio
 Matt Finn
 Robert "Bobo" Carpenter

#43
 Peter Tsimikalis
 Chris Lee
 Martin Biron
 Parker Wotherspoon
 Tyler Mueller
 Yanick Turcotte

#44
 Marko Tuomainen
 Sven Butenschon
 Jay Leach
 Richard Seeley
 Drew Fata
 Brett Skinner
 Vladimir Nikiforov
 Joel Rechlicz
 Brett Gallant
 Grant Hutton
 Thomas Hickey

#45
 Evan Cheverie
 Mike Souza
 Dustin VanBallegooye
 Trevor Smith
 Eric Castonguay
 Matt Schepke
 Art Bidlevskii
 Anders Nilsson
 Carson McMillan
 Taylor Cammarata
 Shane Prince
 Mason Jobst

#46
 Matt Donovan
 Andrew Rowe
 Rocco Carzo
 John Stevens
 Ryan Hitchcock

#47
 Justin Papineau
 Ryan Kraft
 Kyle Rank
 Tim Wallace

#48
 Cameron Wind
 Jeff Kubiak

#49
 Eric Godard
 Joel Martin
 Justin Johnson
 Sebastian Collberg
 Ryan MacKinnon

#50
 Evgeny Tunik
 Dustin Kohn
 Graeme McCormack
 Anthony Beauvillier
 Evan Buitenhuis*

#51
 Dave Roche
 Frans Nielsen
 Trevor Gillies
 Trent Campbell
 Jon Landry
 Jason Dale
 Shayne Neigum
 Tanner Fritz
 Jake Bischoff
 Brant Harris
 Yanick Turcotte

#52
 Nathan Lawson
 Joe Finley
 Carter Verhaeghe

#53
 Graham Belak

#54
 Chris Langkow
 Jeff Kubiak

#55
 Cam McCaffrey
 Pascal Morency
 Bryce Aneloski
 Darren Nowick

#56
 Ross Johnston

#57
 Barrett Heisten
 Blake Comeau
 Matt Mangene

#58
 David Masse

#59
 Peter Sivak

#60
 Kevin Poulin
 Christopher Gibson

#61
 Justin Mapletoft
 Victor Crus Rydborg

#63
 Lukas Sutter
 C.J. Ludwig

#65
 Tomas Marcinko

#70
 Kristers Gudlevskis

#71
 Sergei Ogorodnikov
 Kurtis McLean
 Maxime Gratchev
 Mark Katic

#72
 Jason Clark
 Brock Montpetit

#73
 Jason Podollan

#74
 Anthony Greco

MANAGEMENT

THE PLAYERS

IN THE SYSTEM

MHL ENTRY DRAFT

SOUND TIGERS

YEAR IN REVIEW

ALL-TIME NUMERICAL ROSTER (CONT.)

MANAGEMENT

#76 _____
Jeff Hamilton
Mario Lamoureux
Colin Markison

#77 _____
Kirill Kabanov

#81 _____
Ryan Strome

#83 _____
Connor Jones

#88 _____
Ryan Walters
Philip-Michael Devos

THE PLAYERS

#89 _____
Cory Conacher

#90 _____
Kirill Petrov

#91 _____
Olivier Labelle
Pierre Luc-Faubert
Keith Johnson

#96 _____
Pierre Marc-Bouchard

IN THE SYSTEM

*Wore number as backup goalie, but did not see action

NHL ENTRY DRAFT

SOUND TIGERS

YEAR IN REVIEW



DIRECTIONS TO WEBSTER BANK ARENA

FROM I-95 SOUTHBOUND: I-95 South to Exit 27 (Lafayette Blvd.). Bear left going down ramp. Turn left onto Lafayette. Go under I-95, go one more block and make a left on Allen Street. Take a left at the end of Allen and take your first right (at the light). The Arena is directly on your right.

FROM I-95 NORTHBOUND: I-95 North to Exit 27 (Lafayette Blvd.). At the bottom of the ramp continue straight along South Frontage Road past Lafayette Blvd. The next street is Broad Street. Go through the light and the Arena is in front of you.

FROM THE MERRITT PARKWAY SOUTHBOUND: From the Merritt Parkway, take Exit 52, Route 8 towards Bridgeport. Follow Route 8 to its convergence with Route 25. Follow Routes 8/25 to Exit 1. At the bottom of the ramp go left onto Prospect Street. Go past the State Police barracks and turn right (at 2nd light) onto Lafayette Blvd. Go under I-95 and make left onto South Frontage Road to Broad Street. Go straight at the light and the Arena is directly in front of you on the right hand side.

FROM THE MERRITT PARKWAY NORTHBOUND: From the Merritt Parkway, take Exit 49, Route 25 towards Bridgeport. Follow Route 25 to its convergence with Route 8. Follow Route 8/25 to Exit 1. At the bottom of the ramp go left onto Prospect Street. Go past the State Police barracks and turn right (at 2nd light) onto Lafayette Blvd. Go under I-95 and make left onto South Frontage Road to Broad Street. Go straight at the light and the Arena is directly in front of you on the right hand side.

TAKE THE TRAIN OR BUS: The Bridgeport Transportation Center is only a two-block, well-lit walk from Arena at Harbor Yard. This center is serviced by the Metro North Railroad New Haven line (800-638-7646) and Amtrak (800-872-7245) as well as the Greater Bridgeport Transit Authority (203-333-3031), which provides frequent bus service to the Arena.

GAME DAY INFORMATION

WEBSTER BANK ARENA

OFFICES: 2nd Floor above box office (take elevator outside of box office)

BOX OFFICE: Tickets for Webster Bank Arena events can be purchased at the Click It Or Ticket Box Office, which is open from 10 a.m. - 4 p.m. Monday through Friday on non-game days, 10 a.m. to the end of first period on a game day and are closed on non-game or event days. Tickets can also be purchased online via ticketmaster.com.

TICKETS FOR UPCOMING EVENTS: Advance tickets can be purchased on event nights at the Arena Box Office or by ticketmaster.com.

WILL CALL: Located at the Box Office Windows at the front of the arena

CUSTOMER SERVICE AND SECURITY DESKS:

Concourse behind section 116
Concourse behind section 102

CREDENTIALS: Season and individual credentials are issued by the Sound Tigers Media Relations Dept. Individual game passes may be applied for by contacting media@soundtigers.com.

PARKING: Full season credentialed media will receive a full season parking pass. Individual game parking passes will be awarded upon media requests. Requests must be made by noon, the day of a game by calling the Sound Tigers Communications department at 203-345-4824. Media will park in the designated lot located next to the parking garage.

LOCKER ROOMS: The visiting locker rooms are located next to the loading docks. Unless indicated otherwise, locker rooms are open strictly to the credentialed media and AHL officials 10 minutes after the game ends. All media members are asked to have their passes ready to present to security at the entrance.

PHOTOGRAPHERS: Photographers from accredited magazines, newspapers and wire services may shoot from the press box and other designated areas along the glass. If glass positions are full, spots will be assigned on a period-by-period basis by the Media Relations Department.

PRESS BOX: The press box, located on the concourse behind section 105, is accessible from the main concourse and up the stairs to its third floor level. The following services are available to all media in the press box:

1. Pre and post game statistics, information and summaries.
2. Updates during the game regarding statistics, scores from around the AHL and NHL, officiating decisions and other items of interest approved by the Media Relations Department.

MANAGEMENT

THE PLAYERS

IN THE SYSTEM

NHL ENTRY DRAFT

SOUND TIGERS

YEAR IN REVIEW



MEDIA INFORMATION

NYCB LIVE HOME OF THE NASSAU VETERANS MEMORIAL COLISEUM

GAMEDAY INFORMATION

CREDENTIALS: Season passes will be issued to those members of major media outlets covering the team on a regular basis. All others will be issued single-game passes. For single-game access, please contact kelly.keogh@newyorkislanders.com at least 48 hours in advance of each game.

PRESS ENTRANCE: The press entrance is located at Gate 5 on the north side of the building. An Islanders game night representative will distribute credentials beginning two hours before every game.

PRESS BOX: Take the elevator opposite Gate 16 to the second floor, stay to the right and follow the corridor past the luxury suites to the press box. A seating chart is located just inside the press box on the right-hand side. An Islanders game-night representative will be available for assistance. Press box seats are reserved for accredited members of the media, visiting team representatives and scouts only.

WORK ROOM/DINING AREA: From the main concourse, take the staircase/escalators at the Gate 10 Box Office down to the event level. The dining area and work room are located behind the escalators.

WIRELESS INTERNET: Wireless internet is available in the press box and media work room. Network and password information will be posted.

LOCKER ROOMS: Home and Away locker rooms are located at ice level on the opposite side of the building from the press box.

POST-GAME ACCESS: The Islanders locker room will be open five minutes following the conclusion of the game. The head coach will hold his post-game press conference at the same time in the designated room, across from the lower level media work room. To avoid a post-game logjam in the room, please leave the room as soon as your work is finished.

STATISTICS: NHL off-ice officials log all goals and penalties during the game. These statistics will be handed out between periods and at the conclusion of the game. Starting lineups will also be distributed before the opening faceoff.

PARKING: Media members can be included on the parking list by emailing kelly.keogh@newyorkislanders.com at least 48 hours in advance of each game. Enter the Ford parking lot off of Earle Ovington Blvd. to Lot 1 (north side of the building).



BARCLAYS CENTER

GAMEDAY INFORMATION

CREDENTIAL PROCEDURE Full-season credentials will be issued to media members from major outlets covering the majority of home games. All other media will be issued single-game passes. Please contact Kelly Keogh (kelly.keogh@newyorkislanders.com, 516-501-6735) at least 48 hours prior to each game to arrange credentials and press box seating.

PRESS ENTRANCE The press entrance is located at the EmblemHealth Atlantic Avenue Entrance on the northeast side of Barclays Center. Single-game passes can be picked up at the EmblemHealth Atlantic Avenue Entrance beginning two hours prior to game time. Media attending morning skates at Barclays Center may enter through the EmblemHealth Dean Street Entrance located on the south side of the arena.

PRESS SEATING Press seating is located in sections 212 and 213 on the Upper Pavilion (UP) and can be accessed using the EmblemHealth Atlantic Elevator, adjacent to the EmblemHealth Atlantic Avenue Entrance. The same elevator also provides access to the Media Work Room located on the event level (EL).

WORK ROOM The Media Work Room is located on the building's event level (EL). To access, take the EmblemHealth Atlantic Elevator down to the event level. From the press seating on the Upper Pavilion (UP), take the EmblemHealth Atlantic Elevator to the event level (EL).

DINING AREA Press dining is located in the Media Work Room. To access, take the elevator adjacent to the EmblemHealth Atlantic Avenue Entrance down to the event level (EL).

WIRELESS INTERNET Wireless internet is available throughout the building free of charge using the Barclays Center network. A media network is also available in the Media Work Room.

POST-GAME ACCESS The Islanders locker room will be open five minutes after the conclusion of the game. After player availability, the head coach will hold a post-game press conference in the Interview Room, located across the hall from the Media Work Room.

STATISTICS NHL off-ice officials log all goals and penalties during the game. These statistics will be distributed between periods and at the conclusion of the game. Starting lineups will be distributed before the opening faceoff.

PHOTOS There are eight photo holes located around the rink, as well as elevated shooting positions above sections 8 and 24. Please see an Islanders Communications staffer for assistance in locating your assigned photo position.

PARKING The Islanders do not provide parking. Media members are encouraged to use public transit to travel to and from the venue. For Barclays Center parking information, please visit www.barclaysparking.com for pricing and availability.



NEW YORK ISLANDERS BROADCASTERS

OPPONENTS



BRENDAN BURKE

TELEVISION PLAY-BY-PLAY

Brendan Burke became the New York Islanders play-by-play broadcaster at the start of the 2016-17 season. Burke joined the Islanders after three seasons with the Utica Comets (AHL), where he served as the team's play-by-play broadcaster, as well as pre-game, intermission, and post-game host. Burke was also part of the television team for the AHL All-Star Classic in 2015, and was honored after the season with the league's James H. Elbery Award for "outstanding media coverage."

Since 2012, Burke has appeared on Fox Sports Net and Fox Sports 1, calling college football and basketball. Burke has also called some action in the NHL, serving as fill-in radio play-by-play announcer on KMOX for the St. Louis Blues from 2009-2012.

From 2008-2013 Burke handled the play-by-play for the Peoria (IL) Rivermen, the St. Louis Blues' AHL affiliate. He also served as the Director of Communications for the team. Burke got his start in professional hockey with the ECHL's Wheeling Nailers (WV) where he was named the ECHL Broadcaster of the Year for the 2007-08 season.

Burke is from the tri-state area - Fair Lawn, New Jersey - and is a graduate of New Jersey's Paramus Catholic High School and a 2006 Cum Laude graduate of Ithaca College in Ithaca, New York.

IN THE PAST



BUTCH GORING

TELEVISION ANALYST

Former NHL standout Butch Goring became the full-time television analyst for the New York Islanders in 2010-11. Goring joined MSG Networks in 2007 as an analyst for the New York Islanders and the popular weekly hockey roundup show "Hockey Night Live!"

Goring was drafted by the Los Angeles Kings in the 1969 Entry Draft and spent his first two seasons moving up and down between the Kings and Los Angeles' AHL farm team in Springfield. In his third season, 1971-1972, Goring became a full-time NHL player and spent nine seasons with the Kings. He became well known for his skilled faceoff, defensive, and penalty killing work and he scored thirty or more goals four times. In 1978, Goring was awarded both the Bill Masterton Trophy and the Lady Byng Memorial Trophy.

In 1980, Goring was traded to the Islanders and was instrumental during the team's four consecutive Stanley Cup wins. He was presented with the Conn Smythe Trophy in 1981 for scoring 10 goals and recording 10 assists

during the playoffs. He played his final NHL season in 1985 with the Boston Bruins and then became a coach with the Bruins. Goring left the Bruins in 1987 and played briefly for the Nova Scotia Oilers of the AHL before retiring from professional hockey.

Goring served a second stint as an NHL head coach with the New York Islanders in the 1999-2000 season and for part of the following season. He also served as the head coach for several minor league teams, including the Capital District Islanders, Las Vegas Thunder, Denver Grizzlies, Utah Grizzlies, and Anchorage Aces, winning two championships. In 2002-2003 he took over the Krefeld Penguins of the Deutsche Eishockey Liga and led them to their first championship since 1952. From 2004-2005, he was the coach of the DEG Metro Stars hockey team in Germany.

Goring was raised in Winnipeg, MB.

STANLEY CUP PLAYOFFS

MEDIA INFORMATION



CHRIS KING

RADIO PLAY-BY-PLAY

Chris King became the radio play-by-play voice of the New York Islanders in 2010-11. This season marks his 27th year working on every radio broadcast and his 30th season covering the team.

From 1998-2009, King was the Islanders radio color analyst. He was the producer, engineer and studio host for Islanders hockey on WLIR from 1996-98. He also co-hosted the pre-game, post-game and intermission shows on WRCN from 1994-96. From 1989-94, King reported on Islander games for WRCN. He has also done fill-in TV play-by-play and color analysis of Islanders hockey on MSG Networks.

"Kinger" has done radio and TV broadcasting as well as media relations work for the Long Island Ducks minor league baseball team since their inception in 2000. He was on-the-air for all three Atlantic League championships won by the Ducks in 2004, 2012 & 2013. He also previously did TV play-by-play and color commentary of high school hockey, soccer and baseball on the MSG

Varsity network. King has also worked as a disc jockey for classic rock WRCN from 1989-96 and alternative music WLIR from 1996-2002.

A lifetime Long Island resident and graduate of East Islip High School, King received his Bachelor's Degree in Communications from SUNY Geneseo, where he did four years of play-by-play and color commentary for NCAA hockey. He also holds a Master's degree in Computer Science from SUNY Binghamton. King and his wife Beth reside in East Islip with their daughter Maggie and son Connor.



GREG PICKER

RADIO ANALYST

Greg Picker enters his ninth season on Islanders radio and fifth as the team's full-time color commentator. Prior to jumping into the booth for every game, Picker spent three seasons working in the Islanders' communications department, hosting the team's online television content, managing social media accounts and broadcasting roughly 20 contests per season.

Picker, 26, graduated from Boston University in 2012 with a degree in broadcast journalism. At BU, he was the voice of five-time national champion men's ice hockey team during his junior and senior seasons. He got his start as the play-by-play broadcaster for the Terriers' women's hockey team during his freshman and sophomore seasons, which included calling the 2011 National Championship Game.



OPPONENTS

IN THE PAST

STANLEY CUP PLAYOFFS

MEDIA INFORMATION

NEW YORK ISLANDERS®

METROPOLITAN DIVISION



FULL COLOR - LIGHT GROUND

FULL COLOR - DARK GROUND



1 - PRIMARY MARK

ONE COLOR - LIGHT GROUND

2

ONE COLOR - DARK GROUND



The colors shown on this page are not intended to match PANTONE® colors exactly. For the PANTONE color standards, refer to the current editions of the PANTONE Color Publications. Pantone LLC is a wholly owned subsidiary of X-Rite, Incorporated. © Pantone LLC, 2017. All rights reserved.

ISLANDERS ROYAL BLUE
PANTONE 487

ISLANDERS ORANGE
PANTONE 1655

ISLANDERS BLACK
PANTONE PROCESS BLACK

© NHL 2017. All Rights Reserved.

ISLANDERS



OCTOBER						
Sun	Mon	Tue	Wed	thu	fri	sat
		1	2	3	4 WSH 7:00PM	5
6 WPG 7:00PM	7	8 EDM 7:00PM	9	10	11 CAR 7:30PM	12 FLA 7:00PM
13	14 STL 1:00PM	15	16	17 WPG 8:00PM	18	19 CBJ 7:00PM
20	21	22	23	24 ARI 7:00PM	25 OTT 7:30PM	26
27 PHI 7:00PM	28	29	30	31		

JANUARY						
Sun	Mon	Tue	Wed	thu	fri	sat
			1	2 NJD 7:00PM	3	4 TOR 7:00PM
5	6 COL 7:00PM	7 NJD 7:00PM	8	9	10	11 BOS 7:00PM
12	13 NYR 7:00PM	14 DET 7:00PM	15	16 NYR 7:00PM	17	18 WSH 1:00PM
19 CAR 5:00PM	20	21 NYR 7:30PM	22	23	24	25
26	27	28	29	30	31	

NOVEMBER						
Sun	Mon	Tue	Wed	thu	fri	sat
					1 TBL 7:00PM	2 BUF 7:00PM
3	4	5 OTT 7:00PM	6	7 PIT 7:00PM	8	9 FLA 1:00PM
10	11	12	13 TOR 7:00PM	14	15	16 PHI 7:00PM
17	18	19 PIT 7:00PM	20	21 PIT 7:00PM	22	23 SJS 10:30PM
24	25 ANA 10:00PM	26	27 LAK 10:30PM	28	29	30 CBJ 7:00PM

FEBRUARY						
Sun	Mon	Tue	Wed	thu	fri	sat
						1 VAN 1:00PM
2	3	4 DAL 7:00PM	5	6 LAK 7:00PM	7	8 TBL 7:00PM
9	10 WSH 7:00PM	11 PHI 7:00PM	12	13 NSH 8:00PM	14	15 VGK 10:30PM
16	17 ARI 4:00PM	18	19 COL 10:00PM	20	21 DET 7:00PM	22
23 SJS 5:00PM	24	25 NYR 7:00PM	26	27 STL 8:00PM	28	29 BOS 1:00PM

DECEMBER						
Sun	Mon	Tue	Wed	thu	fri	sat
1	2 DET 7:30PM	3 MTL 7:00PM	4	5 VGK 7:00PM	6	7 DAL 8:00PM
8	9 TBL 7:00PM	10	11	12 FLA 7:00PM	13	14 BUF 1:00PM
15		17 NSH 7:00PM	18	19 BOS 7:00PM	20	21 ANA 1:00PM
22	23 CBJ 7:00PM	24	25	26	27 CHI 8:30PM	28
29 MIN 6:00PM	30	31 WSH 1:00PM				

MARCH						
Sun	Mon	Tue	Wed	thu	fri	sat
1	2	3 MTL 7:00PM	4	OTT 7:30PM	6	7 CAR 7:00PM
8	9	10 VAN 10:00PM	11	12 CGY 9:00PM	13 EDM 9:00PM	14
15 PIT 6:00PM	16	17 CGY 7:00PM	18	19 TOR 7:00PM	20	21 NJD 7:00PM
22 CAR 5:00PM	23	24 PHI 7:00PM	25	26 BUF 7:00PM	27	28 MTL 7:00PM
29	30 CBJ 7:00PM	31 MIN 7:00PM				

NYCB: LIVE BARCLAYS CENTER

AWAY

APRIL						
Sun	Mon	Tue	Wed	thu	fri	sat
			1 CHI 7:00PM	2	3	4 NJD 7:00PM