



2020-21

MEDIA GUIDE



CAROLINA HURRICANES






99.9^{FM}
THE FAN
ESPN

**CATCH EVERY GAME
FROM ANYWHERE**

ALEXA • GOOGLE HOME • wralSPORTSfan.com

A 3D rendering of a hockey goal with a white net and red frame, positioned behind the team name.

HURRICANES

   @999THEFAN

LIVE AND LOCAL ON THE FAN...



12PM-3PM



OVIES & GIGLIO

3PM-6PM

TABLE OF CONTENTS

Hurricanes Directory.....	2
Tom Dundon.....	3
Peter Karmanos Jr.	4
Don Waddell	5
Executive Management.....	5
Hockey Management	6
Hockey Operations	7
Rod Brind'Amour.....	9
Coaching Staff.....	10
Medical Staff.....	12
Equipment Managers	13
Team Doctors	14
Communications.....	15
Broadcasters	16

PLAYERS

2020-21 Organizational Roster.....	18
Player Biographies and Statistics	20
Aho.....	20
Dzingel.....	24
Fast	26
Fleury	30
Foegele.....	32
Gardiner.....	34
Geekie	38
Hamilton.....	40
Martinook.....	44
McGinn.....	46
Mrazek.....	50
Necas.....	54
Niederreiter.....	56
Pesce	60
Reimer.....	62
Skjei	66
Slavin.....	70
Staal.....	74
Svechnikov	78
Teravainen.....	82
Trocheck.....	86
Players in the System.....	104
Minor League Affiliations	130

OPPONENTS

Hurricanes vs. Opponents	134
Opponent All-Time Scoring/Goaltending Leaders	164

CREDITS

EDITORS:	Pace Sagester, Michael Brown
CONTRIBUTORS:	Mike Sundheim, Carolyn Gilbert, Riley Berrier and David Piper
PHOTOGRAPHER:	Gregg Forwerck, James Quantz Jr., Getty Images
DESIGN AND PRODUCTION:	Ashley Mason

YEAR-BY-YEAR REVIEW

2019-20 In Review.....	166
All-Time Player Trades and Acquisitions.....	179
Franchise Highlights	187
Season Recaps.....	192
Year-By-Year Records	231
Home and Road Records	232
Best Records/Attendance	233
All-Time Roster by Number	234
All-Time Roster	235
All-Time Goaltending/Coaching Records.....	254
All-Stars/Olympians/Award Winners/Milestone NHL Wins.....	255
NHL Draft History	256

FRANCHISE RECORDS

Career Records	266
Goaltending Records	267
Individual Game Records	268
Leaders by Season	269
Streaks/ Best/Worst Monthly Records	271
Best Homestands/Road Trips	272
Best Comebacks.....	273
Season Records.....	274
Single Game Records	278
Single Period Records.....	279
Hat Tricks.....	283
Shutouts.....	285
Penalty Shots	287
Individual Records in a Season Series.....	288
Overtime Results.....	289

PLAYOFF HISTORY

Playoff Records.....	292
Franchise Records	293
Opponent Records	294
Individual Records	295
Year-by-Year Player Statistics.....	296
Game-by-Game History.....	300
Overtime History	305
Clinch/Elimination Records.....	306

GENERAL INFO

Media Information	308
NHL General Information.....	311
NHL Key Dates.....	313
Medical Glossary.....	314
How to Figure	316
2020-21 Game and Television Schedule	317

CAROLINA HURRICANES HOCKEY CLUB

PNC ARENA (Hockey capacity: 18,680)

1400 Edwards Mill Rd., Raleigh, NC 27607

MAIN PHONE:..... 919/467-7825

MAIN FAX:..... 919/462-0123

TICKET INFORMATION:..... 866/NHL-CANES

WEBSITE:..... Hurricanes.com

COLORS:..... Red, White, Gray and Black

MINOR LEAGUE AFFILIATES:..... Chicago Wolves (AHL);

CABLE TELEVISION RIGHTSHOLDER:..... Fox Sports Carolinas

RADIO FLAGSHIP:..... WCMC 99.9 FM The Fan

CLUB DIRECTORY

EXECUTIVE MANAGEMENT

Chief Executive Officer/Owner/Governor	Tom Dundon
President/General Manager/Alternate Governor	Don Waddell
Minority Owner/Alternate Governor	Peter Karmanos Jr.
Chief Financial Officer	Jeff Vanderbilt
Executive Vice President/General Manager, PNC Arena	Davin Olsen

HOCKEY OPERATIONS

Assistant General Managers	Eric Tulskey, Darren Yorke
Director of Hockey Operations	Aaron Schwartz
Head Coach	Rod Brind'Amour
Assistant Coaches	Jeff Daniels, Dean Chynoweth
Goaltending Coach	Paul Schonfelder
Video Coach	Chris Huffine
Video Scouting Coordinator	Trace Linton
Defensemen Development	Tim Gleason
Forwards Development	Sergei Samsonov
Goaltender Development Coach	Jason Muzzatti
Skills Development	Peter Harrold
Amateur Scouts	Rob Beatty, Daniel Eklund, Don Elland, Eric Fink, Bob Luccini, Joby Messier, Jokke Nevalainen, Cody Nickolet, Oleg Smirnov, Ville Virta
Pro Scout	Mark Craig
Senior Developer, Hockey Operations	Kevin Kan
Data Engineer	Matt Walter
Data Scientist	Margaret Cuniff
Head Athletic Trainer	Doug Bennett
Assistant Athletic Trainer	Matt Aiello
Head Strength and Conditioning Coach	Bill Burniston
Massage Therapist	Mike Maresca
Equipment Managers	Bob Gorman, Jorge Alves, Dave Paul
Vice President of Communications and Team Services	Mike Sundheim
Manager of Communications	Mike Brown
Communications Coordinator	David Piper
Executive Assistant to the President and GM	Shannon Halterman

BROADCASTERS

Television Play-By-Play	Mike Maniscalco
Television Analyst	Tripp Tracy
Television Reporter	Abby Labar



TOM DUNDON

CHIEF EXECUTIVE OFFICER / OWNER / GOVERNOR

Tom Dundon, 48, is the chief executive officer, owner and governor of the Carolina Hurricanes. Dundon is also the Chairman and Managing Partner of Dundon Capital Partners, a Dallas-based private investment firm. His investment activities have spanned the entertainment, healthcare, real estate and hospitality, technology, automotive and financial services sectors.


Dundon acquired a majority stake in the Carolina Hurricanes on Jan. 12, 2018, and in his first full season as owner, helped guide the Hurricanes to the Stanley Cup Playoffs for the first time in 10 years. Carolina has reached the postseason in each of Dundon's two seasons as owner (2018-20).

Born in New York and raised in Dallas, Dundon attended Southern Methodist University, where he earned a bachelor's degree in economics in 1993 and served as president of Phi Gamma Delta. Then, with a number of partners, he cofounded a business focused primarily on automobile financing, which over the next 10 years and through a series of transactions, became Santander Consumer USA ("SCUSA"), a large U.S. consumer finance company majority held by Banco Santander. Dundon served in various capacities for the company, and ultimately became chairman and chief executive officer.

In the summer of 2015, Dundon stepped aside as CEO of Dallas-based SCUSA to focus on his entrepreneurial investments via Dundon Capital Partners. Dundon and the firm actively pursue investments across industries. He is the majority owner of Employer Direct, a growth-stage healthcare services company, and is a large investor and director of Topgolf, a premier global sports entertainment business headquartered in Dallas that incorporates technology, golf and entertainment. Dundon also serves as a director for OTO Development, a hotel development and management company headquartered in South Carolina, and for Redpoint Capital, an alternative credit manager. He has also made significant investments in real estate in Dallas and Aspen, Colo., highlighted by his 2015 purchase of 2100 Ross Avenue, a landmark 33-story office building in downtown Dallas, where Dundon Capital Partners and Employer Direct Healthcare currently operate.

Dundon is a consistent supporter of Dallas charities, with a focus on academic and sports-community focused initiatives. Of note is his support of the Salesmanship Club of Dallas, which hosts the PGA's annual AT&T Byron Nelson, one of the largest fundraisers for the Momentous Institute, a leading provider of therapeutic and education services that impacts 6,000 kids and family members each year. To help support the Salesmanship Club, Dundon funded the construction and development of Trinity Forest Golf Club, a premier, non-profit, 18-hole championship golf course and 9-hole short course that will be the future home of the Byron Nelson. Opened in 2017, Trinity Forest features a private golf facility built for Southern Methodist University's men's and women's golf teams, and provides support for the First Tee of Dallas, a non-profit organization that leverages golf to develop character building amongst the youth. Dundon formed the Dundon Family Charitable Fund, which will support various qualified non-profit initiatives, with a focus on supporting academic and athletic initiatives at top universities in the U.S.





PETER KARMANOS JR.

MINORITY OWNER / ALTERNATE GOVERNOR

Peter Karmanos Jr., 77, serves as minority owner and alternate governor for the Carolina Hurricanes, as well as the chairman and cofounder of MadDog Technology. Karmanos sold the Carolina Hurricanes to Tom Dundon on Jan. 12, 2018, after serving as principal owner/governor and chief executive officer for the franchise since 1994. Karmanos retained a minority ownership interest in the team. On Nov. 9, 2015, he was inducted into the Hockey Hall of Fame in the category of Builder—defined as an individual who has contributed to the development of the game of hockey, moving the game forward.

Karmanos has been involved in hockey for more than 40 years, making an impact in youth hockey, the Ontario Hockey League (OHL), the ECHL and the National Hockey League (NHL). He created the Compuware Youth Hockey Program in the 1970's, a system that has since produced 15 national championships, 34 state championships, 235 Division I scholarship hockey players and 14 NHL first-round draft picks. Alumni of Compuware youth hockey include Eric Lindros, Pat Peake, Pat LaFontaine, Mike Modano, Brian Rolston, David Legwand, Ryan Kesler, Kevin Hatcher, Derian Hatcher and Jacob Trouba.

Prior to selling the Plymouth Whalers in 2015, Karmanos owned OHL franchises for more than 30 years, winning his first OHL championship with Windsor in 1988. In 1989, he founded the first American-based OHL franchise, which later became the Plymouth Whalers. Plymouth won OHL titles in 1995 and 2007 and produced 18 NHL first-round selections and more than 90 players drafted into the NHL. Alumni of Karmanos' OHL teams include James Neal, Justin Williams, Tyler Seguin and J.T. Miller. Karmanos' OHL franchises have also produced a number of managers and coaches at the NHL level, including Pittsburgh Penguins General Manager Jim Rutherford, Winnipeg Jets Head Coach Paul Maurice and Vegas Golden Knights Head Coach Peter DeBoer.

Karmanos acquired an NHL franchise, the Hartford Whalers, on June 28, 1994, and relocated the franchise to Raleigh, N.C., in 1997. Since their arrival in North Carolina, the Carolina Hurricanes have captured three division titles (1999, 2002, 2006), two Eastern Conference championships (2002, 2006) and the 2006 Stanley Cup, the first major-league sports championship for the state of North Carolina. The Hurricanes also hosted the NHL Draft in 2004 and the NHL All-Star Game in 2011. Karmanos also owned the ECHL's Florida Everblades for 15 seasons, capturing the ECHL's Kelly Cup championship in 2012.

In addition to his selection to the Hockey Hall of Fame, Karmanos has collected a number of major awards during his career as a hockey builder, including the Lester Patrick Award (outstanding service to hockey in the U.S.), the Bill Long Award (outstanding contributions to the OHL) and the USA Hockey Distinguished Achievement Award. He is also a member of the Michigan Sports Hall of Fame and the United States Hockey Hall of Fame.

Karmanos attended Wayne State University in Detroit. He founded Compuware in 1973 with two partners who, with Karmanos, pooled their tax return money to start the company. Karmanos' initiative and business prowess were recognized in 1989 by the Institute of American Entrepreneurs, which named him Entrepreneur of the Year. In April 1999, Karmanos ensured that his company would not lose sight of its roots when he decided to relocate more than 4,100 highly-skilled jobs from Compuware's headquarters in Farmington Hills, MI, to Campus Martius, a business district in the heart of downtown Detroit. He retired from his position of executive chairman of Compuware in March 2013.

Along with his business and hockey interests, Karmanos is widely known for his philanthropy, particularly in the area of cancer research. In 1995, Karmanos established the Barbara Ann Karmanos Cancer Institute in Detroit, with donations that now total in excess of \$60 million. The institute is one of only 39 in the United States granted "comprehensive cancer center" status by the National Institute of Health, and the only one of the 39 named after a woman.

Karmanos resides in the Detroit area with his wife, Danialle, and their sons Socrates, Leonidas, Spiros and Aristides. He now has seven sons and nine grandchildren. Danialle—in addition to her ongoing work as a nationally acclaimed video producer—founded Danialle Karmanos' Work It Out (DKWIO). A 501(c)3 organization, DKWIO fights childhood obesity by providing kids with the tools they need to make healthy choices. By helping kids achieve health in mind, body and spirit, DKWIO has touched the lives of thousands of at-risk children in the Detroit and Tri-County communities.

As an award-winning writer, producer and director, in 2008 Danialle was tapped by Governor Jennifer Granholm to serve on the newly-chartered Michigan Film Office Advisory Council. In a 2010 Michigan-wide election, Danialle was elected to serve an eight-year term on the Wayne State University Board of Governors. She also works tirelessly on behalf of the Karmanos Cancer Institute, partnering with the organization to develop memorable creative content. Her creative talents also led Danialle to become a founding member, Board member and past chair of the critically-acclaimed Museum of Contemporary Art Detroit (MOCAD). She also serves on the boards of the Michigan Opera Theatre and the College for Creative Studies, and is a trustee for the Parade Company, the non-profit organization responsible for the renowned America's Thanksgiving Parade and numerous other family-oriented events in Metropolitan Detroit.





DON WADDELL

PRESIDENT / GENERAL MANAGER / ALTERNATE GOVERNOR

Don Waddell, 62, is in his third season as the Hurricanes' general manager and his seventh as the team's president. Waddell was named the ninth general manager in franchise history on May 8, 2018. Waddell has 40 years of experience in professional hockey as a player, coach, general manager, scout and business executive. As general manager, Waddell facilitates all of the team's hockey decisions and as president he oversees the business sides of the Carolina Hurricanes and PNC Arena.

In his first season as general manager in 2018-19, Waddell helped the Hurricanes reach the playoffs for the first time in 10 years. The team reached the Eastern Conference Final and Waddell was named one of three finalists for the 2018-19 NHL General Manager of the Year Award. Carolina has reached the postseason in each of Waddell's two seasons as general manager (2018-20).

Prior to joining the Hurricanes, Waddell spent three seasons as a consultant and professional scout with the Pittsburgh Penguins. Waddell was general manager of the Atlanta Thrashers from the team's founding in 1998, until 2010 when he took the role of team president. Waddell also served as executive vice president and co-chair of the executive committee of the Atlanta Spirit, the parent company of the Thrashers, the National Basketball Association's Atlanta Hawks and Philips Arena. He won the Stanley Cup as assistant general manager of the Detroit Red Wings in 1997-98.

Before becoming an NHL executive, Waddell helped build and guide two International Hockey League (IHL) franchises in San Diego (1990-95) and Orlando (1995-97) as those clubs' executive vice president and general manager. While in Orlando, he was vice president of RDV Sports and served on the executive committee that oversaw the NBA's Orlando Magic, the IHL's Orlando Solar Bears and the company's retail and aviation interests. Waddell was twice named IHL executive of the year (1992-93 and 1995-96).

Waddell played four seasons of Division I collegiate hockey from 1976-80 at Northern Michigan University where he majored in business management. He was drafted by the Los Angeles Kings in 1978, and spent three years with the organization. Waddell played more than nine seasons of professional hockey, spending the final years of his playing career as player/coach of the IHL's Flint Spirits. He also served as head coach of the San Diego Gulls in 1991-92, and was interim head coach of the Atlanta Thrashers on two occasions during his tenure with the club.

A native of Detroit, MI, Waddell has also served in several capacities with USA Hockey during the past five decades. In October 2013, he was named international consultant with a special focus on player identification and interface with the U.S. National Junior Team and USA Hockey's National Team Development Program. Waddell was the general manager for United States' teams at the 2006 Winter Olympic Games in Italy, and the 2001, 2002 and 2005 International Ice Hockey Federation (IIHF) Men's World Championships. As a player, he helped Team USA to the gold medal at the 1983 IIHF World Championship.

Don lives in Raleigh with his wife, Cheryl. Their daughter, Chelsea, and son-in-law, Zach, live in Duluth, Ga., with their son, Noah, and daughter, Sophie.



JEFF VANDERBILT

CHIEF FINANCIAL OFFICER

Jeff Vanderbilt is in his third season as the Hurricanes' chief financial officer. As chief financial officer, Vanderbilt oversees all financial and human resource areas of the Hurricanes and PNC Arena. In conjunction to his role with the Hurricanes, Vanderbilt serves as chief financial officer of Employer Direct Healthcare and Dundon Capital Partners.

Vanderbilt began his career with KPMG in Dallas, where he served as Director of U.S. Capital Markets Group and Financial Due Diligence. More recently, he served as Senior Vice President, Controller at Santander Consumer USA. He earned his bachelor's and master's in accounting from Baylor University and is a certified public accountant.

Vanderbilt serves as a board member for The Senior Source, a Dallas-area nonprofit organization serving older adults and their loved ones. Vanderbilt resides in Dallas with his wife, Amy. They have two children: a son, Grady, and daughter, Briarly.



DAVIN OLSEN

EXECUTIVE VICE PRESIDENT / GENERAL MANAGER, PNC ARENA

Davin Olsen is in his 24th year with the franchise. Olsen oversees the daily operations and functions held at PNC Arena. He contracts, schedules and coordinates all logistical and technical aspects of events that take place at the arena.

Prior to joining the Hurricanes, Olsen served as the director of recreational facilities at the University of North Carolina at Charlotte. With more than 30 years of experience in arena management, Olsen has also administered Germain Arena, Compuware Arena, the New Haven Coliseum, the Hartford Civic Center and UNC-Charlotte.

Olsen and his wife, Marci, reside in Apex. He has two sons, Davin and Jason.



ERIC TULSKY

ASSISTANT GENERAL MANAGER

Eric Tulsy is in his seventh season with the Hurricanes and his first as assistant general manager. As assistant general manager, Tulsy assists in all hockey-related matters while also overseeing the team's hockey information department. Tulsy previously served as vice president of hockey management and strategy.

Tulsy has been publishing his advanced hockey statistical analysis since 2011, when he began writing for BroadstreetHockey.com. He also contributed to NHLNumbers.com prior to launching his own website, [OutNumbered](http://OutNumbered.com), through SBNation. Tulsy has been a featured panelist for MIT's annual Sports Analytics Conference and his hockey analysis work has also been published in [The Washington Post](http://TheWashingtonPost.com) and fivethirtyeight.com.

A Philadelphia, Pa., native, Tulsy holds a B.A. in chemistry and physics from Harvard University and a Ph.D. in chemistry from UC-Berkeley. He also conducted a two-year, post-doctoral study at the Naval Research Lab in Washington, D.C., and worked in nanotechnology for 12 years. Tulsy's research has helped enable unique nanotechnology solutions to problems in DNA sequencing, solar energy, displays and energy storage, and he holds 17 U.S. patents.

Eric and his wife, Karen, live in Chapel Hill with their son, Seth.



DARREN YORKE

ASSISTANT GENERAL MANAGER

Darren Yorke is in his 12th season with the Hurricanes, and his first as assistant general manager. As assistant general manager, Yorke is involved in all player personnel decisions, oversees amateur scouting and player development, and is responsible for the team's draft. Yorke previously served as the team's director of player personnel.

Yorke first joined the organization in 2009 as video scout, using television broadcasts of professional and amateur games to assist management in personnel decisions and filing reports on players similar to the team's field scouts. Prior to being named director of player personnel, Yorke served as manager of scouting.

A native of Milton, Ont., Yorke graduated with honors from Brock University in 2008 with a degree in sports management. Prior to joining the Hurricanes, he interned and worked for the Buffalo Sabres for two seasons. Yorke also spent one year with Canadian sports network TSN.

Darren and his fiancée, Chandler, live in Raleigh.



AARON SCHWARTZ

DIRECTOR OF HOCKEY OPERATIONS

Aaron Schwartz is in his first season with the Hurricanes as director of hockey operations. As director of hockey operations, Schwartz's responsibilities include player contract negotiations, collective bargaining agreement/salary cap compliance, and other hockey-related matters.

Schwartz has gained experience in hockey as a player, agent and attorney. He joined the Hurricanes from the Seiden Law Group in Chicago, Ill., where he served as an associate attorney for two years. Schwartz previously worked in hockey operations with the Montreal Canadiens and Washington Capitals and worked as an agent with Alterno Management in Stockholm, Sweden, for three years.

Schwartz played three years of collegiate hockey at DePaul University before playing professionally for five seasons. Following his playing career, the Deerfield, Ill., native earned his law degree from UIC John Marshall Law School.



SERGEI SAMSONOV

FORWARDS DEVELOPMENT

Sergei Samsonov is in his seventh year of working in the Carolina Hurricanes hockey operations department and his fourth year in forwards development. Samsonov played for 13 NHL seasons before joining the Hurricanes as an amateur scout in September 2014.

A first-round selection, eighth overall, of the Boston Bruins in the 1997 NHL Entry Draft, Samsonov totaled 235 goals and 336 assists (571 points) in 888 career games with the Bruins, Edmonton Oilers, Montreal Canadiens, Chicago Blackhawks, Hurricanes and Florida Panthers. The Moscow native captured the Calder Trophy as the league's top rookie in 1997-98, after tallying 47 points (22g, 25a) in his first NHL season, and played in the 2001 NHL All-Star Game. Samsonov was acquired by the Hurricanes in January 2008, and totaled 54 goals and 81 assists (135 points) in 249 regular-season games with Carolina. Internationally, Samsonov represented Russia at the 1996 and 1997 World Junior Championships, the 2002 Winter Olympic Games and the 2004 World Cup of Hockey.

Sergei and his wife, Meghan, have two daughters, Natasha and Anya.



TIM GLEASON

DEFENSEMEN DEVELOPMENT

Tim Gleason is in his third season with the Hurricanes in defensemen development. Gleason is responsible for working with all defensemen in the Hurricanes system, including drafted players in the Canadian major-junior hockey leagues, college, ECHL and American Hockey League (AHL).

Originally drafted by the Ottawa Senators in the first round, 23rd overall, in the 2001 NHL Entry Draft, Gleason played 727 career NHL games with Los Angeles, Carolina, Toronto and Washington, totaling 142 points (17g, 125a) and 701 penalty minutes. Acquired by the Hurricanes in Sept. 2006, he went on to play 546 regular-season games for the franchise and ranks seventh in the team's North Carolina history (since 1997) in games played. Gleason also appeared in 19 Stanley Cup playoff games for the Hurricanes, and scored the overtime, game-winning goal in Game 2 of the 2009 Eastern Conference Quarterfinals against the Devils.

A native of Clawson, Mich., Gleason represented the United States in a number of international competitions, winning silver at the 2010 Winter Olympic Games in Vancouver. He also played for Team USA at the 2008 IIHF World Championship and the 2001 and 2003 World Junior Championships.



JASON MUZZATTI

GOALTENDER DEVELOPMENT COACH

Jason Muzzatti, 50, is in his second season with the Hurricanes and his first as the team's goaltender development coach. Muzzatti is responsible for working with all goaltenders in the Hurricanes' minor-league system, including drafted players in the Canadian major-junior hockey leagues, ECHL and American Hockey League (AHL). He previously served as the Hurricanes' goaltending coach during the 2019-20 season.

Prior to joining the Hurricanes, Muzzatti spent four seasons as goaltending coach for his alma mater, Michigan State University. Previously, the Toronto, Ont., native coached for two seasons in the International Hockey League (IHL), serving as assistant coach and then head coach for the Flint Generals. In 2009-10, he led the Generals to the IHL Finals, earning league coach of the year honors.

Muzzatti also cofounded the highly-successful "Just Goalies" camps in 1999, and continues to operate the camps in East Lansing, Mich., and Indianapolis, Ind.

Selected by the Calgary Flames in the first round, 21st overall, of the 1988 NHL Draft, Muzzatti played 16 seasons of professional hockey in the NHL, IHL, American Hockey League (AHL) and European leagues in Germany, Finland and Italy. He appeared in 61 career NHL games with Calgary, Hartford, San Jose and the New York Rangers, posting an 18-15-6 record with a 3.34 goals-against average. Prior to turning professional, he established himself as one of the greatest netminders in Michigan State history, helping the Spartans to two CCHA championships, three NCAA tournament appearances and a Frozen Four, and ranking second in school history in wins (83). Muzzatti was teammates with current Hurricanes head coach Rod Brind'Amour during the 1988-89 season at Michigan State.

HOCKEY OPERATIONS



**ROB
BEATTY**
AMATEUR SCOUT



**MARK
CRAIG**
PRO SCOUT



**MARGARET
CUNIFF**
DATA SCIENTIST



**DANIEL
EKLUND**
AMATEUR SCOUT



**DON
ELLAND**
AMATEUR SCOUT



**ERIC
FINK**
AMATEUR SCOUT



**PETER
HARROLD**
SKILLS DEVELOPMENT



**KEVIN
KAN**
SENIOR HOCKEY
OPERATIONS DEVELOPER




**BOB
LUCCINI**
AMATEUR SCOUT



**JOBY
MESSIER**
AMATEUR SCOUT



**JOKKE
NEVALAINEN**
AMATEUR SCOUT



**CODY
NICKOLET**
AMATEUR SCOUT



**OLEG
SMIRNOV**
AMATEUR SCOUT



**VILLE
VIRTA**
AMATEUR SCOUT



**MATT
WALTER**
DATA ENGINEER



ROD BRIND'AMOUR

HEAD COACH

Rod Brind'Amour, 50, is the 14th person to serve as head coach in franchise history, and the fifth since the team's arrival in North Carolina in 1997. Born in Ottawa and raised in Campbell River, B.C., he served as an assistant coach with the Hurricanes for seven seasons from 2011-18 after working for the team in player development roles from 2010-12.

In his first season as head coach, Brind'Amour led the Hurricanes to a 46-29-7 record (99 points) as the team reached the playoffs for the first time in 10 years. He became the fastest coach in franchise history to reach 20, 30 and 40 wins, and he earned the most wins (46) and points (99) for a first-year head coach in franchise history. Brind'Amour led the Hurricanes to the Eastern Conference Final during the 2019 Stanley Cup Playoffs, marking the team's fourth appearance in the Conference Final in franchise history. Carolina knocked off the defending Stanley Cup Champion Washington Capitals in the First Round, defeating the Capitals in double overtime of Game 7, before sweeping the New York Islanders in four games in the Second Round.

Brind'Amour again led the Hurricanes to the playoffs in 2019-20, becoming the second head coach in franchise history to lead the Hurricanes/Whalers to the postseason in each of his first two seasons (Rick Ley: 1989-91). The Hurricanes swept the New York Rangers in three games in the Qualifying Round, marking the first time the team has won a postseason round in consecutive seasons in franchise history. Carolina registered a 38-25-5 record (81 points) in the pandemic-shortened season (68 games), posting the third-highest point percentage (.596) in a season in franchise history. Since becoming head coach prior to the 2018-19 season, Brind'Amour is tied for the fifth-most wins in the NHL (84).

Brind'Amour officially retired as a player on June 30, 2010, following a career of more than 20 NHL seasons. Originally drafted by the St. Louis Blues in the first round, ninth overall, in the 1988 NHL Entry Draft, Brind'Amour completed his career ranked 16th in NHL history in games played (1,484), 44th in assists (732), 46th in points (1,184) and 54th in goals (452), in 21 seasons with St. Louis, Philadelphia and Carolina. The Ottawa, Ont., native debuted with the Blues during the 1989 Stanley Cup Playoffs after completing one season at Michigan State, and scored a goal on his first NHL shot against the Minnesota North Stars. He was named to the NHL's All-Rookie Team in 1990, after scoring 61 points (26g, 35a) in 79 games for St. Louis, and played in the NHL All-Star Game while a member of the Flyers in 1992. Brind'Amour represented Canada in the 1998 Winter Olympics in Nagano, Japan, as well as the 1996 World Cup of Hockey, and won back-to-back Frank J. Selke trophies as the NHL's top defensive forward in 2005-06 and 2006-07, as a member of the Hurricanes.

Brind'Amour played in 159 career Stanley Cup Playoff games, totaling 51 goals and 60 assists (111 points). He participated in the Stanley Cup Final three times, reaching the Final in 1997 with Philadelphia, and in 2002 and 2006 with Carolina, captaining the Hurricanes to the 2006 Stanley Cup championship. Acquired by the Hurricanes from the Philadelphia Flyers on Jan. 23, 2000, Brind'Amour ranks second in career points for the Hurricanes since the team's relocation to North Carolina, notching 473 points in 694 games played. He also ranks second in assists (299), second in shorthanded goals (10), fourth in goals (174) and third in power-play goals (60) in the team's North Carolina history. Brind'Amour ranks third in franchise history (including Hartford) in assists (299), fourth in points (473) and fifth in games played (694). Named the Hurricanes' captain prior to the 2005-06 season, Brind'Amour netted 31 goals and earned 39 assists (70 points) that season to lead the team to a franchise-record 52 regular-season wins. His league-leading 12 playoff goals during the team's Stanley Cup run also set a franchise record.

Rod and his wife, Amy, live in Raleigh. He has a daughter, Briley, and three sons, Skyler, Reece and Brooks.





JEFF DANIELS

ASSISTANT COACH

Jeff Daniels, 52, is in his 24th season with the Hurricanes organization and his third as assistant coach under Head Coach Rod Brind'Amour. This marks Daniels' seventh season as an assistant coach for the Hurricanes, having previously served as assistant coach from 2003-08.

Daniels has served in a variety of roles for the Hurricanes, including one season as manager of pro scouting (2017-18) and two seasons as a pro scout (2015-17). He also served as head coach of the team's top minor-league affiliates from 2008-15, posting a career AHL record of 268-225-51 in seven seasons with Albany and Charlotte. In his previous stint as an assistant coach with the Hurricanes, the Oshawa, Ont., native helped guide the team to a Stanley Cup championship in 2006. He also spent time in a player development role for the organization immediately following his retirement as a player in Nov. 2003.

Selected by the Pittsburgh Penguins in the sixth round, 109th overall, of the 1986 NHL Entry Draft, Daniels played 425 NHL games with Pittsburgh, Hartford, Carolina, Florida and Nashville, winning a Stanley Cup title with the Penguins in 1992 and helping the Hurricanes reach the Stanley Cup Final in 2002.

Jeff and his wife, Jennifer, live in Morrisville, N.C., and have a daughter named Jordan.



DEAN CHYNOWETH

ASSISTANT COACH

Dean Chynoweth, 51, is in his third season as an assistant coach for the Hurricanes. It marks his sixth season as an NHL assistant coach, having previously served as an assistant for the New York Islanders from 2009-12.

Prior to joining the Hurricanes, Chynoweth served as associate coach with the Vancouver Giants of the Western Hockey League (WHL). He also served as head coach of the Colorado Avalanche's American Hockey League (AHL) affiliates in Cleveland and San Antonio from 2012-16, the WHL's Swift Current Broncos from 2004-09, and the WHL's Seattle Thunderbirds from 2000-04.

The Calgary, Alta., native was drafted by the New York Islanders in the first round, 13th overall, in the 1987 NHL Draft. Chynoweth recorded 22 points (4g, 18a) in 241 career NHL games with the NY Islanders and Boston. He also appeared in 209 AHL games with Springfield, Capital District and Providence, earning 40 points (10g, 30a).

Dean and his wife, Rebecca, have a daughter named Stella.



PAUL SCHONFELDER

GOALTENDING COACH

Paul Schonfelder, 38, is in his third season with the Carolina Hurricanes and first as goaltending coach. Schonfelder spent the previous two seasons as minor league goalie consultant, where he worked with all goaltenders in the Hurricanes' minor-league system, including drafted players in the Canadian major-junior hockey leagues, ECHL and American Hockey League (AHL).

Prior to joining the Hurricanes, Schonfelder spent three seasons as the goalie coach for the Ottawa 67's of the Ontario Hockey League (OHL). He's also gained experience working with netminders at St. Lawrence University, Ottawa University and the Kanata Stallions of the Central Canada Hockey League (CCHL).

The Stoney Creek, Ont., native has worked as a goalie coach for Hockey Canada, winning a gold medal at the 2017 Ivan Hlinka Memorial Cup and with Canada's 2015 U17 national team. He also spent a year with Japan's men's and women's national teams.

As a player, Schonfelder spent time with the OHL's Ottawa 67's and Sudbury Wolves, and was part of the 67's Memorial Cup-winning team in 1999. He played professionally in the Central Hockey League (CHL), United Hockey League (UHL) and Southern Professional Hockey League (SPHL), including with the Cape Fear Fire Antz.



CHRIS HUFFINE

VIDEO COACH

Chris Huffine is in his 21st season as the team's full-time video coach. Prior to joining the team full time, he spent two seasons as a part-time video coordinator with the club, handling video breakdown during home games in Greensboro and taping future opponents during the 1997-98 and 1998-99 seasons.

Huffine is responsible for all pre-scouting of future opponents. He works closely with the coaching staff, preparing scouting reports for individual players as well as the team. His work includes breaking down the other teams' systems and tendencies, including forecheck, power plays and penalty kills, and putting together meetings for the coaches to inform the players. In addition to preparing for the opponent, he also breaks down games as they happen on a laptop editing system so that coaches and players have access to the information immediately during and after the game.

Before joining the Hurricanes, Huffine served as the video coordinator for the Greensboro Monarchs for five seasons. In addition to being a member of the 2005-06 Stanley Cup Champions, he was also chosen to represent USA Hockey as the video coach for the 2006 Men's Olympic Team in Turin, Italy.

Chris and his wife, Heather, reside in Raleigh, with their sons, Samuel and Jacob.



TRACE LINTON

VIDEO SCOUTING COORDINATOR

Trace Linton is in his fourth season with the Carolina Hurricanes as Video Scouting Coordinator.

Prior to joining the Hurricanes, Linton gained NHL experience with the Columbus Blue Jackets working as a hockey operations intern and video scout. Additionally, Linton gained experience while interning with the ECHL's Cincinnati Cyclones and University of Cincinnati Men's ice hockey team.

Linton attended the University of Cincinnati and majored in Sport Administration. Trace and his fiancée, Jenna, live in Raleigh.



DOUG BENNETT

HEAD ATHLETIC TRAINER

Doug Bennett is in his 11th season with the Carolina Hurricanes, and his fourth as head athletic trainer. As head athletic trainer, Bennett is responsible for the design and implementation of injury prevention strategies, the evaluation and treatment of medical issues and the rehabilitation of injuries. Bennett works closely with the Hurricanes' team physicians and strength and conditioning coach to ensure the safety and well-being of the Hurricanes' players at all times.

Bennett served as the team's assistant athletic trainer for seven seasons, from 2010-17, before being promoted to head athletic trainer. Prior to joining the Hurricanes full time, he gained experience working with athletes at both the professional and collegiate levels. He served in the athletic department at the University of North Carolina at Chapel Hill, while also assisting the Hurricanes as an intern/gameday athletic trainer during the 2009-10 season. A native of Johnstown, Pa., Bennett spent one season as the head athletic trainer for the Johnstown Chiefs (ECHL) in 2004-05. He also gained experience in the National Football League, working with the Seattle Seahawks in 2003, and the Philadelphia Eagles in 2006. Bennett spent one year as the assistant athletic trainer at Penn State University, working with the football program.

Bennett is a Certified Athletic Trainer, a Certified Strength and Conditioning Specialist (CSCS) and a Performance Enhancement Specialist (PES). He is also a member of the National Athletic Trainers Association (NATA) and the Professional Hockey Athletic Trainers Society (PHATS). In 2007, he earned his Master's degree in Exercise and Sport Science with an emphasis in Athletic Training from the University of North Carolina at Chapel Hill. Bennett earned his undergraduate degree in Kinesiology from Penn State University in 2004.

Doug and his wife, Shelley, live in Raleigh and have two children, Sunny and Carter. They are active at Good Shepherd Lutheran Church and enjoy volunteering for the non-profit Family Promise.



BILL BURNISTON

HEAD STRENGTH AND CONDITIONING COACH

Bill Burniston is in his fifth season with the Hurricanes full time, and his fourth as head strength and conditioning coach. Burniston served as assistant strength coach and fascial stretch therapist in 2016-17, after working for the Hurricanes on a part-time basis from 2013-16.

Burniston has more than 25 years of experience in the areas of injury prevention and athletic enhancement. In addition to his work with the Hurricanes, the New Jersey native has also served as the strength and conditioning coach for USA Baseball's collegiate national team. He is one of the founding partners of The Performance Academy in Apex, N.C., a facility dedicated to the strength and conditioning of athletes. Burniston received his B.S. in education from Indiana University of Pennsylvania, where he worked with the school's sports medicine team. He earned his Master's degree from Seton Hall University. Burniston is a Certified Athletic Trainer (ATC) by the National Athletic Trainer Association (NATA) as well as a Certified Strength and Conditioning Specialist (CSCS) by the National Strength and Conditioning Association. His certifications also include Performance Enhancement Specialist (PES) from the National Academy of Sports Medicine and Flexibility Specialist (Level 3 Medical) from the Stretch to Win Institute.

Bill and his wife, Denise, reside in Holly Springs, N.C., and have three children: Dan, Bree and Joey.



MATT AIELLO

ASSISTANT ATHLETIC TRAINER

Matt Aiello is in his first season as assistant athletic trainer for the Carolina Hurricanes, after serving as the head athletic trainer for the Charlotte Checkers of the American Hockey League (AHL) for the 2019-20 season.

Aiello joined Charlotte after spending the 2018-19 season as an assistant athletic trainer with the Hartford Wolf Pack (AHL). Prior to that, he spent two seasons as the head athletic trainer for the ECHL's Greenville Swamp Rabbits, earning the ECHL Athletic Trainer of the Year Award in 2017-18.

An Illinois native, Aiello served as the head athletic trainer for five seasons in Bloomington with the USHL's Thunder (2014-16), the SPHL's Thunder (2013-14) and the CHL's Blaze (2011-13).



MIKE MARESCA

MASSAGE THERAPIST

Mike Maresca is entering his first season with the Carolina Hurricanes as massage therapist.

Prior to joining the Hurricanes, Maresca served as massage therapist for the Syracuse Crunch of the American Hockey League (AHL) during the 2019-20 season. Maresca also gained experience at The Spa at 500, Art of Massage, New York Spine and Wellness and Massage Envy.

Maresca graduated from Coker College in 2014 with a Bachelor of Arts in physical education and earned his certification in Therapeutic Massage and Hydrotherapy from the Finger Lakes School of Massage in 2016.

Mike and his wife, Nicole, live in Raleigh.



BOB GORMAN

EQUIPMENT MANAGER

Bob Gorman is in his 34th year with the franchise as an equipment manager. Gorman first joined the organization's equipment staff in 1976 and worked with the team until the 1981-82 season, when he left the team to pursue other career interests.

In his time away from the team, Gorman spent one year with Enterprise Radio and 11 years as a sales representative for the Spear-Newman Company. He returned to the club in 1993 and has served in his current capacity since then. During his tenure with the Hurricanes, Gorman has been part of three division championship teams (1999, 2002, 2006), two conference championship teams (2002, 2006) and one Stanley Cup Championship team (2006). He worked his 2,000th regular season game in professional hockey on Dec. 7, 2016. Gorman has also been selected to work two NHL All-Star Games: 2004 in Minnesota and 2011 in Raleigh. He is a member

of the Society of Professional Hockey Equipment Managers.

In 2002, Gorman, who has been responsible for several successful charitable events in the area benefiting families in need, was recognized by the City of Raleigh's City Council and Mayor Charles Meeker for Outstanding Community Service. Gorman attended Central Connecticut State University and completed his B.S. in Business from Charter Oak State College, and earned a Master's Degree in Sport Management from the United States Sports Academy.

Bob and his wife, Carla, reside in Raleigh.



JORGE ALVES

EQUIPMENT MANAGER

Jorge Alves is in his ninth season as a full-time equipment manager for the Carolina Hurricanes, after serving as assistant equipment manager for seven years.

The Stoughton, Mass., native attended North Carolina State University from 2002-04 after serving in the United States Marine Corps for four years from 1997-01. While at NCSU, Alves was the starting goaltender for the Wolfpack's club hockey team.

After graduation, he served professional stints in the ECHL with South Carolina, Greenville, Charlotte and Pensacola, and in the SPHL with Asheville. Alves filled in as a practice goalie for the Hurricanes throughout his time as assistant equipment manager, and he made his NHL debut serving as the Hurricanes' emergency goaltender against the Tampa Bay Lightning on

December 31, 2016, playing the final 7.6 seconds of the third period.

Jorge and his wife, Amanda, have two children: Madison and Jaxon.



DAVE PAUL

EQUIPMENT MANAGER

Dave Paul is in his ninth season with the Hurricanes and first as equipment manager. Paul served as assistant equipment manager on a part-time basis from 2012-20.

Prior to joining the Hurricanes, Paul gained experience as assistant equipment manager for the American Hockey League's (AHL) Charlotte Checkers from 2010-12. He also worked as a visiting locker room attendant at PNC Arena for two seasons from 2008-10.

The Burlington, Vt., native began his career in the Southern Professional Hockey League (SPHL), serving as the head equipment manager for the Huntsville Havoc in 2006-07 and Jacksonville Barracuda in 2007-08.

Dave and his wife, Amy, live in Zebulon, N.C.

TEAM DOCTORS



**DR. JOE
BARKER**
ORTHOPEDIC PHYSICIAN



**DR. JOSH
BLOOM**
HEAD MEDICAL PHYSICIAN



**DR. DEAN
DORNIC**
TEAM OPHTHALMOLOGIST



**DR. MARTY
ISELL**
HEAD ORTHOPEDIC
PHYSICIAN



**DR. TOM
LONG**
TEAM DENTIST



**DR. JAMES
SMITH**
TEAM DENTIST



**DR. JAY
STEVENS**
MEDICAL PHYSICIAN



**RALEIGH EMERGENCY
MEDICINE ASSOCIATES**
EMERGENCY PHYSICIANS



MIKE SUNDHEIM

VICE PRESIDENT OF COMMUNICATIONS AND TEAM SERVICES

Mike Sundheim is in his 23rd year with the Carolina Hurricanes communications department, and his 18th year heading the department. In July 2014, he was promoted to vice president of communications and team services, taking on travel and team services responsibilities in addition to his long-time media relations role. Sundheim helped lead the Hurricanes to the 2019-20 Dick Dillman Award, presented annually by the Professional Hockey Writers Association (PHWA) to honor the work of outstanding NHL public relations staffs in each conference.

A 2000 graduate of the University of North Carolina's School of Journalism and Mass Communication, Sundheim is responsible for the promotion of the team and its players in the local and national media, and serves as the Hurricanes' primary media contact and spokesperson. He is also responsible for team publications, including media guides and press releases, as well as managing the team's communications budget and staff. In 2017, he assumed additional duties coordinating the team's broadcasting efforts: serving as the primary contact for the team's affiliates, assisting in personnel decisions and developing the Hurricanes' broadcasts on television and radio.

Along with his communications role, Sundheim works with plane, bus and hotel companies to make the Hurricanes' travel arrangements and manages player community and corporate appearances and events throughout the year. He also remains active with the team's digital content efforts, contributing regularly to the team's website and helping to establish and develop the team's original Facebook and Twitter accounts.

Prior to joining the Hurricanes full-time in 2000, Sundheim spent two seasons as an intern in the team's media relations department, beginning with the 1998-99 campaign. Originally from Somerville, N.J., he also gained experience as an assistant sports editor for UNC's student newspaper, The Daily Tar Heel, a student assistant in the UNC sports information department and a summer intern for the New Jersey Red Dogs of the Arena Football League (AFL).

Sundheim completed a master's degree in Sport Management from North Carolina State University in 2015, and has served as an adjunct professor at UNC's School of Journalism and Mass Communication, teaching a course in "Sports Publicity." Mike and his wife, Leah, reside in Raleigh and have three children: Franklin, Charlie and Eve.



MIKE BROWN

MANAGER OF COMMUNICATIONS

Mike Brown is in his 11th NHL season and his third with the Carolina Hurricanes communications department. Brown is responsible for promoting the team with local and national media outlets, serves as a media contact for players and staff, and is responsible for team publications, including the media guide, news releases and the team's media site. He previously served as the team's communications and hockey operations coordinator for two seasons (2018-20).

Prior to joining the Hurricanes, Brown spent eight seasons with the Boston Bruins as a member of the communications game night staff and served as a communications intern during the team's Stanley Cup run in 2010-11. He also gained experience working for the New England Sports Network, Hockey East Association and Northeastern University's athletic department.

A native of South Berwick, Maine, Brown graduated from Northeastern University's School of Journalism in 2013. Mike is single and lives in Raleigh.



DAVID PIPER

COMMUNICATIONS COORDINATOR

David Piper is in his third year with the Carolina Hurricanes communications department and his first as communications coordinator. Piper produces the team's game notes, game previews, line charts, news releases and other communications materials. He is the team's primary contact for game credentials and also assists in the promotion of the team in local and national media outlets. Piper first worked for the Hurricanes as a media relations intern during the 2018-19 and 2019-20 seasons.

A native of Wilson, N.C., Piper is a graduate from the University of North Carolina at Chapel Hill's Hussman School of Journalism and Media. While in school, he gained experience with FOX Sports, the Premier Lacrosse League and worked as a recruiting assistant for UNC's football program.



MIKE MANISCALCO

TELEVISION PLAY-BY-PLAY ANNOUNCER

Mike Maniscalco is in his fifth season with the Hurricanes and first as the team's television play-by-play announcer. Maniscalco previously served as the team's television and web host, where he served as host of Hurricanes LIVE prior to all of the team's games on FOX Sports Carolinas and Southeast, as well as hosting and producing video content for CarolinaHurricanes.com.

Maniscalco is a 10-year veteran of sports media in the Triangle, and hosted the popular pre- and postgame shows surrounding the Hurricanes' radio broadcasts from 2007-16. He also serves as host of the Canes Corner radio show, an on-location, hour-long interview show that helps connect members of the Hurricanes organization and the team's fans.

Prior to relocating to Raleigh, Maniscalco was the afternoon drive host at WRNL in Richmond, Va., from 2001-07. He began his broadcasting career in his hometown of Buffalo, N.Y., serving as an on-air host and assistant production director at WGR 550, from 1996-01. Maniscalco most recently worked as an on-air personality and coordinating producer for IMG College Sports. He is a 1997 graduate of Buffalo State College.

Mike and his wife, Kristen, reside in Raleigh.



TRIPP TRACY

TELEVISION ANALYST

Tripp Tracy is in his 22nd season as the Hurricanes' television analyst, serving alongside Mike Maniscalco on all team broadcasts. In addition to his work on Fox Sports Carolinas, Tracy also broadcasted playoff games for NBC Sports Network during the 2014 Stanley Cup Playoffs.

A former goaltender, Tracy was originally drafted by the Philadelphia Flyers in the 1993 NHL Entry Draft. After completing four seasons at Harvard University, Tracy signed a free agent contract with the Hurricanes in August 1996. He spent two seasons in the organization, playing for Richmond (ECHL), Springfield (AHL), New Haven (AHL) and Carolina (NHL). Tracy retired from his playing career in 1998 and accepted a position at CNN before returning to the organization for the 1998-99 season.

Tripp lives in Raleigh and is involved in several charitable organizations in the Triangle, including the St. Baldrick's Foundation. He also serves on the board for Children's Charities at Adios and has participated in several Hurricanes Alumni events, including the 2012, 2013 and 2014 Alumni Fantasy games.



ABBY LABAR

TELEVISION REPORTER

Abby Labar is in her fourth season with the Hurricanes and first as the team's FOX Sports Carolinas reporter. In addition to her role as reporter, Labar will serve as the host of FOX Sports Carolinas' pre- and postgame flagship show, Hurricanes LIVE.

Labar first joined the organization as in-game host in 2017. In addition to hosting the team's pre- and postgame shows on FOX Sports Carolinas during the 2020 Stanley Cup playoffs, Labar has gained on-air experience covering ACC football for FOX Sports South and regional sports networks nationwide.

Prior to joining the Hurricanes, the Denver, N.C., native served as digital media reporter for PackPride, a syndicated publication of 24/7 Sports focused on NC State athletics. A 2017 graduate of NC State, Labar worked as an intern in the Wolfpack athletic department as an undergrad, as well as covering baseball in the Coastal Plain League and serving as the inaugural Jim Connors Memorial Intern at Spectrum News.

A black and white portrait of hockey player Andrei Svechnikov. He is wearing a white Pittsburgh Penguins jersey with the number 37 on the sleeve. The jersey features the NHL logo and the word "PENGUINS" across the chest. He is looking off to the side with a serious expression.

37 ANDREI
SVECHNIKOV

PLAYERS

2020-21 Team Roster with Stats, Records and Career Highlights

2020-21 ROSTER

BY NUMBER

NO.	PLAYER	POS.	HT.	WT.	S/C	BIRTHPLACE	BIRTHDATE	HOW ACQUIRED
4	FLEURY, Haydn	D	6'4"	216	Left	Carlyle, Sask.	7/8/1996	Draft '14 (1-7)
8	MAENALANEN, Saku	RW	6'4"	207	Left	Kemi, Finland	5/29/1994	Free Agent (5/18)
11	STAAL, Jordan	C	6'4"	220	Left	Thunder Bay, Ont.	9/10/1988	Trade w/ PIT (6/12)
13	FOEGELE, Warren	LW	6'2"	198	Left	Markham, Ont.	4/1/1996	Draft '14 (3-67)
16	TROCHECK, Vincent	C	5'10"	186	Right	Pittsburgh, Pa.	7/11/1993	Trade w/ FLA (2/20)
18	DZINGEL, Ryan	LW	6'0"	190	Left	Wheaton, Ill.	3/9/1992	Free Agent (7/19)
19	HAMILTON, Dougie	D	6'6"	227	Right	Toronto, Ont.	6/17/1993	Trade w/ CGY (6/18)
20	AHO, Sebastian	C	6'0"	173	Left	Rauma, Finland	7/26/1997	Draft '15 (2-35)
21	NIEDERREITER, Nino	LW	6'2"	215	Left	Chur, Switzerland	9/8/1992	Trade w/ MIN (1/19)
22	PESCE, Brett	D	6'4"	201	Right	Tarrytown, N.Y.	11/15/1994	Draft '13 (3-66)
23	McGINN, Brock	LW/RW	6'0"	184	Left	Fergus, Ont.	2/2/1994	Draft '12 (2-47)
24	BEAN, Jake	D	6'1"	189	Left	Calgary, Alta.	6/9/1998	Draft '16 (1-13)
26	JARVIS, Seth	C	5'10"	175	Right	Winnipeg, Man.	2/1/2002	Draft '20 (1-13)
28	McCORMICK, Max	LW	6'0"	183	Left	De Pere, Wis.	5/1/1992	Free Agent (7/19)
29	SHORE, Drew	C	6'2"	209	Right	Denver, Colo.	1/29/1991	Free Agent (10/20)
32	PUISTOLA, Patrik	RW	6'0"	174	Left	Tampere, Finland	1/11/2001	Draft '19 (3-73)
33	RYAN, Joakim	D	5'11"	185	Left	Rumson, N.J.	6/17/1993	Free Agent (10/20)
34	MRAZEK, Petr	G	6'1"	191	Left	Ostrava, Czech Rep.	2/14/1992	Free Agent (7/18)
35	BIBEAU, Antoine	G	6'3"	205	Left	Victoriaville, Que.	5/1/1994	Free Agent (10/20)
36	BOKK, Dominik	RW	6'2"	181	Right	Schweinfurt, Germany	2/3/2000	Trade w/ STL (9/19)
37	SVECHNIKOV, Andrei	LW	6'2"	200	Left	Barnaul, Russia	3/26/2000	Draft '18 (1-2)
39	NEDELJKOVIC, Alex	G	6'0"	201	Left	Parma, Ohio	1/7/1996	Draft '14 (2-37)
40	KUCHARSKI, Jake	G	6'4"	215	Left	Erie, Pa.	9/25/1999	Draft '18 (7-197)
41	REMPAL, Sheldon	RW	5'10"	165	Right	Calgary, Alta.	8/7/1995	Free Agent (10/20)
44	KEANE, Joey	D	6'0"	187	Right	Chicago, Ill.	7/2/1999	Trade w/ NYR (2/20)
46	KASKI, Oliwer	D	6'3"	195	Right	Pori, Finland	9/4/1995	Trade w/ DET (12/19)
47	REIMER, James	G	6'3"	213	Left	Morweena, Man.	3/15/1988	Trade w/ FLA (6/19)
48	MARTINOOK, Jordan	RW	6'1"	204	Left	Brandon, Man.	7/25/1992	Trade w/ ARI (5/18)
49	MATTHEOS, Stelio	RW	6'1"	196	Right	Winnipeg, Man.	6/14/1999	Draft '17 (3-73)
50	HELVIG, Jeremy	G	6'4"	207	Left	Markham, Ont.	5/25/1997	Draft '16 (5-134)
51	GARDINER, Jake	D	6'2"	195	Left	Minnetonka, Minn.	7/4/1990	Free Agent (9/19)
52	GUST, David	F	5'10"	177	Right	Orland Park, Ill.	2/21/1994	Free Agent (10/20)
54	KILLINEN, Lenni	RW	6'2"	180	Left	Espoo, Finland	6/15/2000	Draft '18 (4-104)
55	McKEOWN, Roland	D	6'1"	192	Right	Listowel, Ont.	1/20/1996	Trade w/ LA (2/15)
58	SELLGREN, Jesper	D	5'11"	182	Left	Ornskoldsvik, Sweden	6/11/1998	Draft '18 (6-166)
59	BRACCO, Jeremy	RW	5'11"	185	Right	Freeport, N.Y.	3/17/1997	Free Agent (10/20)
60	MAKINIEMI, Eetu	G	6'2"	184	Left	Vantaa, Finland	4/19/1999	Draft '17 (4-104)
61	SUZUKI, Ryan	C	6'1"	183	Left	London, Ont.	5/28/2001	Draft '19 (1-28)
62	WALL, Kevin	RW	6'0"	188	Right	Rochester, N.Y.	2/1/2000	Draft '19 (6-181)
64	BISHOP, Clark	C	6'1"	204	Left	St. John's, N.L.	3/29/1996	Draft '14 (5-127)
67	GEEKIE, Morgan	C	6'2"	192	Right	Strathclair, Man.	7/20/1998	Draft '17 (3-67)
68	WEBBER, Cade	D	6'6"	194	Left	Worcester, Pa.	1/5/2001	Draft '19 (4-99)
71	FAST, Jesper	RW	6'1"	191	Right	Nassjo, Sweden	12/2/1991	Free Agent (10/20)
72	DRURY, Jack	C	5'11"	174	Left	New York, N.Y.	2/3/2000	Draft '18 (2-42)
74	SLAVIN, Jaccob	D	6'3"	213	Left	Erie, Colo.	5/1/1994	Draft '12 (4-120)
75	SMALLMAN, Spencer	RW	6'1"	201	Right	Summerside, P.E.I.	9/9/1996	Draft '15 (5-138)
76	SKJEI, Brady	D	6'3"	210	Left	Lakeville, Minn.	3/26/1994	Trade w/ NYR (2/20)
77	RASANEN, Ville	D	6'2"	177	Left	Ylmylly, Finland	10/8/1998	Draft '17 (7-197)
78	LORENTZ, Steven	C/LW	6'4"	207	Left	Kitchener, Ont.	4/13/1996	Draft '15 (7-186)
80	LAFONTAINE, Jack	G	6'2"	204	Left	Mississauga, Ont.	1/6/1998	Draft '16 (3-75)
81	REES, Jamieson	C	5'10"	182	Left	Hamilton, Ont.	2/26/2001	Draft '19 (2-44)
82	COTTON, Jason	C	6'3"	190	Right	Parker, Texas	2/7/1995	Free Agent (3/20)
83	COTTON, David	C	6'2"	200	Left	Parker, Texas	7/9/1997	Draft '15 (6-169)
84	HONKA, Anttoni	D	5'10"	179	Right	Jyvaskyla, Finland	10/5/2000	Draft '19 (3-83)
85	MURRAY, Blake	C	6'2"	186	Left	Uxbridge, Ont.	7/5/2001	Draft '19 (6-183)
86	TERAVAINEN, Teuvo	RW	5'11"	196	Left	Helsinki, Finland	9/11/1994	Trade w/ CHI (6/16)
88	NECAS, Martin	RW	6'3"	191	Right	Nové Město na Moravě, Czech Rep.	1/15/1999	Draft '17 (1-12)
89	FENSORE, Domenick	D	5'7"	151	Left	Bronxville, N.Y.	9/7/2001	Draft '19 (3-90)
90	KOCHETKOV, Pyotr	G	6'3"	205	Left	Kazan, Russia	6/25/1999	Draft '19 (2-36)
	GUNLER, Noel	RW	6'2"	176	Right	Lulea, Sweden	10/7/2001	Draft '20 (2-41)
	HOFMANN, Gregory	C	6'0"	200	Left	Tramelan, Switzerland	11/13/1992	Draft '11 (4-103)
	MERCURI, Lucas	C	6'3"	191	Right	Montreal, Que.	3/7/2002	Draft '20 (6-159)
	NIKISHIN, Alexander	D	6'3"	196	Left	Orel, Russia	10/2/2001	Draft '20 (3-69)
	NYBECK, Zion	LW	5'6"	182	Left	Alvesta, Sweden	5/12/2002	Draft '20 (4-115)
	PASHIN, Alexander	RW	5'8"	154	Left	Priyutovo, Russia	7/28/2002	Draft '20 (7-199)
	PONOMAREV, Vasily	C	5'10"	180	Left	Moscow, Russia	3/13/2002	Draft '20 (2-53)
	RIZZO, Massimo	C	5'10"	175	Left	Burnaby, B.C.	6/13/2001	Draft '19 (7-216)
	SEELEY, Ronan	D	6'0"	176	Left	Yellowknife, N.W.T.	9/2/2002	Draft '20 (7-208)
	SLEPETS, Kirill	LW	5'10"	165	Left	Khabarovsk, Russia	4/6/1999	Draft '19 (5-152)
	TIEKSOLA, Tuukka	RW	5'10"	146	Right	Jaali, Finland	6/22/2001	Draft '19 (4-121)

BY NAME

NO.	PLAYER	POS.	HT.	WT.	S/C	BIRTHPLACE	BIRTHDATE	HOW ACQUIRED
20	AHO, Sebastian	C	6'0"	173	Left	Rauma, Finland	7/26/1997	Draft '15 (2-35)
24	BEAN, Jake	D	6'1"	189	Left	Calgary, Alta.	6/9/1998	Draft '16 (1-13)
35	BIBEAU, Antoine	G	6'3"	205	Left	Victoriaville, Que.	5/1/1994	Free Agent (10/20)
64	BISHOP, Clark	C	6'1"	204	Left	St. John's, N.L.	3/29/1996	Draft '14 (5-127)
36	BOKK, Dominik	RW	6'2"	181	Right	Schweinfurt, Germany	2/3/2000	Trade w/ STL (9/19)
59	BRACCO, Jeremy	RW	5'11"	185	Right	Freeport, N.Y.	3/17/1997	Free Agent (10/20)
83	COTTON, David	C	6'2"	200	Left	Parker, Texas	7/9/1997	Draft '15 (6-169)
82	COTTON, Jason	C	6'3"	190	Right	Parker, Texas	2/7/1995	Free Agent (3/20)
72	DRURY, Jack	C	5'11"	174	Left	New York, N.Y.	2/3/2000	Draft '18 (2-42)
18	DZINGEL, Ryan	LW	6'0"	190	Left	Wheaton, Ill.	3/9/1992	Free Agent (7/19)
71	FAST, Jesper	RW	6'1"	191	Right	Nassjo, Sweden	12/2/1991	Free Agent (10/20)
89	FENSORE, Domenick	D	5'7"	151	Left	Bronxville, N.Y.	9/7/2001	Draft '19 (3-90)
4	FLEURY, Haydn	D	6'4"	216	Left	Carlyle, Sask.	7/8/1996	Draft '14 (1-7)
13	FOEGELE, Warren	LW	6'2"	198	Left	Markham, Ont.	4/1/1996	Draft '14 (3-67)
51	GARDINER, Jake	D	6'2"	195	Left	Minnetonka, Minn.	7/4/1990	Free Agent (9/19)
67	GEEKIE, Morgan	C	6'2"	192	Right	Strathclair, Man.	7/20/1998	Draft '17 (3-67)
	GUNLER, Noel	RW	6'2"	176	Right	Lulea, Sweden	10/7/2001	Draft '20 (2-41)
52	GUST, David	F	5'10"	177	Right	Orland Park, Ill.	2/21/1994	Free Agent (10/20)
19	HAMILTON, Dougie	D	6'6"	227	Right	Toronto, Ont.	6/17/1993	Trade w/ CGY (6/18)
50	HELVIG, Jeremy	G	6'4"	207	Left	Markham, Ont.	5/25/1997	Draft '16 (5-134)
	HOFMANN, Gregory	C	6'0"	200	Left	Tramelan, Switzerland	11/13/1992	Draft '11 (4-103)
84	HONKA, Anttoni	D	5'10"	179	Right	Jyvaskyla, Finland	10/5/2000	Draft '19 (3-83)
26	JARVIS, Seth	C	5'10"	175	Right	Winnipeg, Man.	2/1/2002	Draft '20 (1-13)
46	KASKI, Oliver	D	6'3"	195	Right	Pori, Finland	9/4/1995	Trade w/ DET (12/19)
44	KEANE, Joey	D	6'0"	187	Right	Chicago, Ill.	7/2/1999	Trade w/ NYR (2/20)
54	KILLINEN, Lenni	RW	6'2"	180	Left	Espoo, Finland	6/15/2000	Draft '18 (4-104)
90	KOCHETKOV, Pyotr	G	6'3"	205	Left	Kazan, Russia	6/25/1999	Draft '19 (2-36)
40	KUCHARSKI, Jake	G	6'4"	215	Left	Erie, Pa.	9/25/1999	Draft '18 (7-197)
80	LAFONTAINE, Jack	G	6'2"	204	Left	Mississauga, Ont.	1/6/1998	Draft '16 (3-75)
78	LORENTZ, Steven	C/LW	6'4"	207	Left	Kitchener, Ont.	4/13/1996	Draft '15 (7-186)
8	MAENALANEN, Saku	RW	6'4"	207	Left	Kemi, Finland	5/29/1994	Free Agent (5/18)
60	MAKINIEMI, Eetu	G	6'2"	184	Left	Vantaa, Finland	4/19/1999	Draft '17 (4-104)
48	MARTINOOK, Jordan	RW	6'1"	204	Left	Brandon, Man.	7/25/1992	Trade w/ ARI (5/18)
49	MATTHEOS, Stelio	RW	6'1"	196	Right	Winnipeg, Man.	6/14/1999	Draft '17 (3-73)
28	McCORMICK, Max	LW	6'0"	183	Left	De Pere, Wis.	5/1/1992	Free Agent (7/19)
23	McGINN, Brock	LW/RW	6'0"	184	Left	Fergus, Ont.	2/2/1994	Draft '12 (2-47)
55	McKEOWN, Roland	D	6'1"	192	Right	Listowel, Ont.	1/20/1996	Trade w/ LA (2/15)
	MERCURI, Lucas	C	6'3"	191	Right	Montreal, Que.	3/7/2002	Draft '20 (6-159)
34	MRAZEK, Petr	G	6'1"	191	Left	Ostrava, Czech Rep.	2/14/1992	Free Agent (7/18)
85	MURRAY, Blake	C	6'2"	186	Left	Uxbridge, Ont.	7/5/2001	Draft '19 (6-183)
88	NECAS, Martin	RW	6'3"	191	Right	Nove Mesto na Morave, Czech Rep.	1/15/1999	Draft '17 (1-12)
39	NEDELJKOVIC, Alex	G	6'0"	201	Left	Parma, Ohio	1/7/1996	Draft '14 (2-37)
21	NIEDERREITER, Nino	LW	6'2"	215	Left	Chur, Switzerland	9/8/1992	Trade w/ MIN (1/19)
	NIKISHIN, Alexander	D	6'3"	196	Left	Orel, Russia	10/2/2001	Draft '20 (3-69)
	NYBECK, Zion	LW	5'6"	182	Left	Alvesta, Sweden	5/12/2002	Draft '20 (4-115)
	PASHIN, Alexander	RW	5'8"	154	Left	Priyutovo, Russia	7/28/2002	Draft '20 (7-199)
22	PESCE, Brett	D	6'4"	201	Right	Tarrytown, N.Y.	11/15/1994	Draft '13 (3-66)
	PONOMAREV, Vasily	C	5'10"	180	Left	Moscow, Russia	3/13/2002	Draft '20 (2-53)
32	PUISTOLA, Patrik	RW	6'0"	174	Left	Tampere, Finland	1/11/2001	Draft '19 (3-73)
77	RASANEN, Ville	D	6'2"	177	Left	Ylmylly, Finland	10/8/1998	Draft '17 (7-197)
81	REES, Jamieson	C	5'10"	182	Left	Hamilton, Ont.	2/26/2001	Draft '19 (2-44)
47	REIMER, James	G	6'3"	213	Left	Morweena, Man.	3/15/1988	Trade w/ FLA (6/19)
41	REMPAL, Sheldon	RW	5'10"	165	Right	Calgary, Alta.	8/7/1995	Free Agent (10/20)
	RIZZO, Massimo	C	5'10"	175	Left	Burnaby, B.C.	6/13/2001	Draft '19 (7-216)
33	RYAN, Joakim	D	5'11"	185	Left	Rumson, N.J.	6/17/1993	Free Agent (10/20)
	SEELEY, Ronan	D	6'0"	176	Left	Yellowknife, N.W.T	9/2/2002	Draft '20 (7-208)
58	SELLGREN, Jesper	D	5'11"	182	Left	Ornskoldsvik, Sweden	6/11/1998	Draft '18 (6-166)
29	SHORE, Drew	C	6'2"	209	Right	Denver, Colo.	1/29/1991	Free Agent (10/20)
76	SKJEI, Brady	D	6'3"	210	Left	Lakeville, Minn.	3/26/1994	Trade w/ NYR (2/20)
74	SLAVIN, Jaccob	D	6'3"	213	Left	Erie, Colo.	5/1/1994	Draft '12 (4-120)
	SLEPETS, Kirill	LW	5'10"	165	Left	Khabarovsk, Russia	4/6/1999	Draft '19 (5-152)
75	SMALLMAN, Spencer	RW	6'1"	201	Right	Summerside, P.E.I.	9/9/1996	Draft '15 (5-138)
11	STAAL, Jordan	C	6'4"	220	Left	Thunder Bay, Ont.	9/10/1988	Trade w/ PIT (6/12)
61	SUZUKI, Ryan	C	6'1"	183	Left	London, Ont.	5/28/2001	Draft '19 (1-28)
37	SVECHNIKOV, Andrei	LW	6'2"	200	Left	Barnaul, Russia	3/26/2000	Draft '18 (1-2)
86	TERAVAINEN, Teuvo	RW	5'11"	196	Left	Helsinki, Finland	9/11/1994	Trade w/ CHI (6/16)
	TIEKSOLA, Tuukka	RW	5'10"	146	Right	Jaali, Finland	6/22/2001	Draft '19 (4-121)
16	TROCHECK, Vincent	C	5'10"	186	Right	Pittsburgh, Pa.	7/11/1993	Trade w/ FLA (2/20)
62	WALL, Kevin	RW	6'0"	188	Right	Rochester, N.Y.	2/1/2000	Draft '19 (6-181)
68	WEBBER, Cade	D	6'6"	194	Left	Worcester, Pa.	1/5/2001	Draft '19 (4-99)



SEBASTIAN AHO 20



Center • Shoots Left

Acquired: 2015 NHL Draft

6'0" • 173 lbs.

2019-20 Team: Carolina (NHL)

7/26/97 • Rauma, Finland

Drafted: Carolina 2015 (2-35)

CAREER STATS

YEAR	TEAM	LEAGUE	REGULAR SEASON					PLAYOFFS				
			GP	G	A	P	PIM	GP	G	A	P	PIM
2011-12	Karpat U18	Fin-U18	4	0	2	2	4	—	—	—	—	—
2012-13	Karpat U18	Fin-U18	38	28	32	60	32	—	—	—	—	—
	Karpat Jr.	Fin-Jr.	5	2	2	4	0	5	0	1	1	2
2013-14	Karpat U18	Fin-U18	2	3	3	6	0	—	—	—	—	—
	Karpat Jr.	Fin-Jr.	44	25	34	59	18	12	4	8	12	10
	Karpat	Finland	3	0	1	1	0	—	—	—	—	—
2014-15	Karpat Jr.	Fin-Jr.	10	1	9	10	4	5	1	4	5	2
	Assat	Finland	3	0	2	2	0	—	—	—	—	—
	Karpat	Finland	27	4	7	11	8	10	1	2	3	2
2015-16	Karpat	Finland	45	20	25	45	2	14	4	11	15	8
2016-17	Carolina	NHL	82	24	25	49	26	—	—	—	—	—
2017-18	Carolina	NHL	78	29	36	65	24	—	—	—	—	—
2018-19	Carolina	NHL	82	30	53	83	26	15	5	7	12	2
2019-20	Carolina	NHL	68	38	28	66	26	8	3	9	12	4
Hurricanes/NHL Totals (4 seasons)			310	121	142	263	102	23	8	16	24	6

June 27, 2015 — Selected by the Carolina Hurricanes in the 2015 NHL Draft. Second round, 35th overall.

June 13, 2016 — Signed a three-year, entry-level contract with the Carolina Hurricanes.

HIGHLIGHTS

NHL FIRSTS:

Game: 10/13/16; 5-4 L (OT) at WPG

Point: 10/13/16; 5-4 L (OT) at WPG (assist)

Goal: 11/12/16; 5-1 W vs. WSH (Grubauer)

SHOOTOUTS:

14 attempts, 3 goals (21.4%)

1 game-deciding goal

NHL HIGHS:

Goals: 3-3x (last: 12/7/19; 6-2 W vs. MIN)

Assists: 3 (1/20/19; 7-4 W at EDM)

Points: 5 (12/7/19; 6-2 W vs. MIN)

Penalty Min: 4-5x (last: 1/3/20; 4-3 L vs. WSH)

Goal Streak: 6 (1/31/20-2/11/20: 7g, 3a)

Assist Streak: 12* (10/4/18-10/30/18: 4g, 13a)

Point Streak: 14 (1/21/20-2/28/20: 12g, 9a)

* Franchise record

PERSONAL

Sebastian and his girlfriend, Rosa, spend their summers in Oulu, Finland... His nicknames are Seabass or Fishy... His father, Harri, played professionally in Finland and is now in management with Karpat of the Liiga... Sebastian started playing at the age of three and his first youth team was Oulu Karpat... His father was the biggest influence on his career... His favorite players growing up were Teemu Selanne and Patrick Kane, and he cheered for NHL teams with Finnish players... Sebastian was 13 when he attended the NHL Premiere in 2010 in Helsinki, featuring the Hurricanes against the Minnesota Wild... His favorite television show is How I Met Your Mother, favorite app is WhatsApp and favorite musical acts are JVG and Haloo Helsinki!... His first job was as a hockey player... He's on Twitter at @SebastianAho and Instagram at @ssebastianaho... His favorite vacation spot is Lapland in Finland, favorite things to do away from

the rink are playing Playstation and golf, favorite restaurant is Mura and favorite food is seafood... His favorite sport to watch outside of hockey is soccer and favorite athlete is Usain Bolt... If he wasn't playing hockey, he would want to teach or coach in sports... His favorite holiday is Midsummer... His biggest talent outside of hockey is two-touch soccer... Sebastian wore No. 16 growing up, but switched to No. 20 because 16 was retired for the Finnish national team (Ville Peltonen)... His favorite NHL road city is Ft. Lauderdale and favorite road arena is United Center... His favorite former teammate is Lasse Kukkonen (Karpat)... His most memorable hockey moments were scoring the championship-winning goal in Liiga for Karpat, his first NHL goal and winning the gold medal with Finland at the 2016 World Junior Championship.



2019-20 REGULAR SEASON

Completed his fourth NHL/Hurricanes season... Registered 66 points (38g, 28a) in 68 games... Selected by the Carolina chapter of the PHWA as the team's most valuable player for the third straight season... Finished tied for sixth in the NHL goals... Tied for the League lead in shorthanded goals (4)... Led the team in goals, points, power-play goals (8), shorthanded goals, game-winning goals (5) and shots (206)... Set a new career-high in goals... Finished tied for the fourth-most goals in team history (since relocation)... Became the fourth player in franchise history to score at least 20 goals in each of his first four NHL seasons... Ranked tied for fourth in the NHL in multi-goal games (8)... Posted two assists vs. CHI (10/26)... Earned three points (2g, 1a) vs. DET (11/1)... Scored two goals vs. OTT (11/11)... Tallied two points (1g, 1a) at BUF (11/14)... Registered a four-game point streak from 11/19-11/24 (3g, 2a)... Earned two points (1g, 1a) at DET (11/24)... Posted two points at TB (11/30)... Recorded first career five-point game (3g, 2a) and third career hat trick vs. MIN (12/7)... Scored two goals including 100th career NHL/Hurricanes goal at EDM (12/10)... Registered a three-game point streak from 12/14-12/19 (3g, 2a)... Tallied three points (2g, 1a) at WPG (12/17)... Recorded two assists vs. PHI (1/7)... Posted a career-best 14-game point streak from 1/21-2/28 (12g, 9a), which marked the longest point streak in team history (since relocation) and the third-longest point streak in franchise history... Scored a goal in six straight games for the first time in his career from 1/31-2/11

(7g, 3a)... Registered two points (1g, 1a) vs. VGK (1/31)... Finished tied for the league lead in goals in February (11)... Tallied three points (2g, 1a) at ARI (2/6)... Posted two points (1g, 1a) at VGK (2/8)... Earned three points (2g, 1a) in 300th career NHL/Hurricanes game vs. EDM (2/16)... Recorded two assists vs. COL (2/28)... Registered three points (2g, 1a) at DET (3/10)... Registered 12 points (3g, 9a) in eight playoff games... Led team in playoff assists and points... Opened the playoffs with a five-game point streak from 8/1-8/13 (3g, 7a)... Recorded eight points (3g, 5a) in Carolina's three-game Eastern Conference Qualifying Round sweep vs. NYR, setting a franchise record for the most points in a best-of-five series... Posted two points (1g, 1a) in Game 1 vs. NYR (8/1)... Tallied three assists in Game 2 vs. NYR (8/3)... Registered three points (2g, 1a) in Game 3 at NYR (8/4)... Scored his second career shorthanded playoff goal in Game 3, setting a franchise playoff record for career shorthanded goals... Became the first player in franchise playoff history to post back-to-back three-point playoff games... Tallied four assists in five games during Carolina's Eastern Conference First Round loss vs. BOS... **Longest goal streak:** 6 games (1/31-2/11: 7g, 3a)... **Longest assist streak:** 2 games-6x (last: 2/14-2/16: 2g, 2a)... **Longest point streak:** 14 games (1/21-2/28: 12g, 9a)... **Multi-goal games:** 8 (last: 3/10 at DET: 2g, 1a)... **Multi-assist games:** 4 (last: 2/28 vs. COL: 2a)... **Multi-point games:** 16 (last: 3/10 at DET: 2g, 1a).

CAREER

Entering his fifth NHL season with the Hurricanes... Signed a five-year extension with the Hurricanes on 7/2/19 that goes through the 2023-24 season... Selected by Carolina in the second round, 35th overall, of the 2015 NHL Draft... Had 59 points (24g, 35a) in 78 career games in Finland's top league, Liiga... Has represented Finland in a number of international competitions including the 2014 U18 World Junior Championship, the 2015 5 Nations Tournament, the 2014 Ivan Hlinka Tournament, the 4 Nations Cup, the 2015 and 2016 World Junior Championships, the 2016, 2017 and 2018 IIHF World Championships and the 2016 World Cup of Hockey... **2012-13:** Was the fifth-leading scorer in Finland's under-18 league as a 15-year-old, totaling 60 points (28g, 32a) in 38 games for Karpas U18... Joined Karpas's U16 team for the 2013 playoffs, scoring six goals and adding 15 assists (21 points) in nine games to help Karpas win the league championship... **2013-14:** Made his Liiga debut, appearing in three games and earning one assist for Karpas... Also appeared in 44 games for Karpas's junior squad, ranking fourth in the league in scoring with 59 points (25g, 34a)... Totaled four goals and 12 assists (16 points) in 12 games during the 2014 playoffs with Karpas Jr... **2014-15:** Spent the majority of the season in Finland's top league, Liiga, totaling 13 points (4g, 9a) in 30 games as a 17-year-old with Karpas and Assat Pori... Scored the OT winner in Game 7 of Liiga's Kanada-malja final vs. Tappara to give Karpas its second consecutive league championship...

2015-16: Led Karpas in scoring with 45 points (20g, 25a) in 45 games... Ranked tied for fourth in goals, ninth in points and tied for 11th in assists among all Liiga scorers, despite playing in just 45 of 60 games because of time spent with the Finnish national junior team... Was runner-up for SM-Liiga's MVP award... Ranked tied for third in Liiga playoff scoring with 15 points (4g, 11a) in 14 games... **2016-17:** Completed his first NHL/Hurricanes season... Ranked second on the team with 49 points (24g, 25a), first in power play points (17) and tied for first in game-winning goals (4)... Ranked fifth among all league rookies in points (49), third in goals (24), fourth in power play goals (6), and tied for fifth in game-winning goals (4)... Was the third player in team history to play in every game of his rookie season (Tippett, 1984-85, Skinner, 2010-11)... Represented Finland at the 2017 IIHF World Championship following the season, ranking tied for eighth in the tournament in scoring with 11 points (2g, 9a) in 10 games... Made his Hurricanes/NHL debut at WPG (10/13)... Registered his first NHL assist/point at WPG (10/13)... Earned an assist in each of his first two NHL games... Had his first NHL multi-point game at PHI (10/22) with two assists... Had five assists/points in his first six games played (10/13-10/25: 0g, 5a)... Scored the first two goals of his NHL career and added an assist vs. WSH (11/12)... Earned his first NHL hat trick and first career four-point game with three goals and an assist vs. PHI (1/31), making him the youngest player in franchise history to

CAREER CONTINUED

record a hat trick... Was named the NHL's First Star of the Week on Feb. 6 after scoring four goals, notching an assist (5 points) and earning a (+3) plus/minus rating in Carolina's three wins (1/31-2/4)... Scored two power-play goals and added an assist vs. NYR (3/9)... With his 19th and 20th goals of the season vs. NYR (3/9), Aho tied Shane Willis for the second-most goals by a Carolina rookie... Scored his 21st goal of the season and first career shorthanded goal at FLA (3/21) to take sole possession of second place for most goals scored by a Carolina rookie since relocation... Had assists and points in a then career-high six straight games from 3/16-3/25 (3g, 5a) ... **2017-18:** Completed his second NHL/Hurricanes season... Registered 65 points (29g, 36a) in 78 games... Selected by the Carolina chapter of the PHWA as the team's most valuable player... Led the team in points (65), goals (29) and power-play goals (8)... Set career highs in goals, assists (36), points and power-play goals... Has registered the second-most points (114) through a player's first two NHL seasons in Hurricanes history (Eric Staal: 131)... Is the first Hurricanes player since Jeff Skinner (2010-12) to score 20-or-more goals in each of his first two NHL seasons (2016-17: 24)... Earned a point in a career-long nine straight games (3/8-3/26: 4g, 8a) and recorded an assist in a career-long seven consecutive games (3/12-3/24: 2g, 8a)... Scored a goal in a career-high five straight games (11/13-11/22: 5g, 5a)... Paced the team in multi-point games (16) and ranked second in three-point games (4)... Scored four game-winning goals, matching his career high... Ranked second on the team in assists and third in power-play points (16)... Represented Finland at the 2018 IIHF World Championship following the season... Scored his first goal of the season vs. DAL (11/13)... Became the third-fastest Carolina player (since relocation) to record 100 career points (144 GP) vs. WPG (3/4)... Earned his fourth career three-point game (1g, 2a) vs. DAL (11/13)... Played his 100th NHL/Hurricanes game at BUF (11/18), becoming the seventh player from the 2015 NHL Draft class to reach the 100-game plateau... Tallied three points vs. NYI (11/19)... Scored the game-deciding goal in the shootout vs. NSH (11/26)... Earned his first multi-goal game (2g, 0a) of the season at SJ (12/7)... Registered a point in six straight games (12/23-1/4: 6g, 4a)... Scored the game-winning goal in two consecutive games (12/27-12/29)... Scored two goals, including the game-winning goal, vs. MTL (12/27)... Earned his sixth career three-point game (2g, 1a) at PIT (1/4)... Recorded his fourth three-point game (1g, 2a) of the season vs. LA (2/13)... Earned a career-high 22:49 of ice time at DET (2/24)... **2018-19:** Completed his third NHL/Hurricanes season... Established new career highs in goals (30), assists (53) and points (83) while appearing in 82 games for the second time in his career... Selected by the Carolina chapter of the PHWA as the team's most valuable player for the second straight season... Finished tied with Ray Whitney (2006-07) for the second-most points in one season in team history (since relocation), trailing only Eric Staal's 100 points in 2005-06... Became the fourth player in franchise history to post 20 goals in each of his first three seasons (Ron Francis, Sylvain Turgeon, Kevin Dineen)... Became the sixth player in franchise history to post 30 goals and 50

assists in the same season... Became the seventh player in team history (since relocation) to post 50 assists in a season and the 15th in franchise history to accomplish the feat... Selected to the NHL All-Star game for the first time in his career... Scored four of Carolina's seven shorthanded goals... Played at least 20 min. 46 times... Recorded a point in 54 of Carolina's 82 games... Never went more than three games in a row without tallying a point... Opened the season with a 12-game point/assist streak (10/4-10/30: 4g, 13a), the longest season-opening point streak and longest assist streak in franchise history... Tied Wayne Gretzky (1982-83 with EDM) and Ken Linseman (1985-86 with BOS) for the longest season-opening assist streak in NHL history... Posted two-point game (1g, 1a) at CBJ (10/5)... Tied a career-high with four points (2g, 2a), including the OT GWG, at MIN (10/13)... Named NHL's Third Star of the Week (10/15)... Posted two assists vs. DET (11/10)... Scored OT GWG vs. CHI (11/12)... Tallied a four-game point streak from 11/8-11/17 (2g, 4a)... Tallied four points (2g, 2a) vs. WSH (12/14)... Posted a five-game point streak from 12/7-12/16 (5g, 3a)... Tallied four points (2g, 2a) vs. BOS (12/23)... Posted two assists at PHI (1/3)... Tallied two points (1g, 1a) in 200th career game vs. CBJ (1/4)... Recorded two assists at OTT (1/6)... Scored two goals vs. BUF (1/11)... Tied career single-game highs in goals (3) and points (4) vs. NSH (1/13)... Recorded a five-game point streak from 1/20-2/3 (3g, 6a)... Registered a career-high three assists at EDM (1/20)... Tallied two assists at VAN (1/23)... Attended the 2019 NHL All-Star Weekend in San Jose... Finished second in the Premier Passer event at the Skills Competition (1/25)... Posted three points (2g, 1a) to help the Metropolitan Division win the NHL All-Star Game... Notched two points (1g, 1a) vs. CGY (2/3)... Tallied two assists at BUF (2/7)... Posted 100th career assist at NJ (2/10)... Registered assists in four straight games from 2/10-2/16 (5a), including two assists vs. EDM (2/15)... Logged a season-high 26:25 of ice time vs. NYR (2/19)... Posted a six-game point streak from 2/21-3/2 (5g, 3a) and a four-game goal streak from 2/26-3/5 (5g, 1a)... Recorded two points (1g, 1a) vs. STL (3/1)... Became the first player in franchise history to score the game-winning goal in three consecutive games (2/26-3/2)... Scored two goals at BOS (3/5)... Posted two points (1g, 1a) including 30th goal of the season at NSH (3/9)... Recorded 80th point of the season with an assist vs. MIN (3/23)... Led the Hurricanes in points (12) and ranked tied for second in goals (5) and assists (7) during the postseason... Made his NHL playoff debut in Game 1 of the Eastern Conference First Round at WSH (4/11)... Scored his first playoff goal in Game 2 at WSH (4/13)... Earned his first playoff assist in Game 3 vs. WSH (4/15)... Scored a goal in Game 7 at WSH (4/24) as the Hurricanes eliminated the Capitals... Earned two points (1g, 1a) in Game 3 of the Eastern Conference Second Round vs. NYI (5/1), marking his first career multi-point postseason game... Tallied two points (1g, 1a) in Game 4 vs. NYI (5/3) as the Hurricanes completed the sweep of the Islanders in the Second Round... Earned an assist in Game 3 of the Eastern Conference Final vs. BOS (5/14), extending his point streak to five games (5/1-5/14: 3g, 4a).

SEBASTIAN AHO CAREER HIGHLIGHTS

Thirty and Thriving: Sebastian Aho has scored 30 goals in consecutive seasons (2018-19: 30, 2019-20: 38), becoming the fourth player in team history (since relocation) to register consecutive 30-goal seasons (Jeff O'Neill: 2000-03, Justin Williams: 2005-07, Eric Staal: 2005-09). Aho's 38 goals in 2019-20 are the second-most goals in team history (since relocation) through 68 games in a season (Eric Staal, 2005-06: 42) and the fourth-highest single-season goal total in team history (since relocation).

Going Streaking: Aho recorded a 14-game point streak from 1/21/20-2/28/20 (12g, 9a), marking the longest point streak in team history (since relocation) and the third-longest point streak in franchise history. Aho also opened the 2018-19 season with a 12-game point/assist streak (10/4-10/30: 4g, 13a), marking the longest assist streak in franchise history.

Team MVP: Was named the Hurricanes' Most Valuable Player by the Carolina Chapter of the Professional Hockey Writers Association in 2017-18, 2018-19 and 2019-20. Aho joins Eric Staal as the only three-time MVP winners.

Four for Four: Aho has scored at least 20 goals in each of his first four NHL seasons, becoming the first player in team history (since relocation) and the fourth player in franchise history to accomplish the feat, joining Ron Francis (1981-85), Sylvain Turgeon (1983-87) and Kevin Dineen (1984-88). Aho has scored the fourth-most goals (121) by a skater through his first four seasons in franchise history.

Most Goals through First Four NHL Seasons, Franchise History

1. Sylvain Turgeon (1983-87): 139
2. Eric Staal (2003-08): 124
3. Kevin Dineen (1984-88): 123
4. *Sebastian Aho (2016-20): 121*
5. Ron Francis (1981-85): 103





RYAN DZINGEL 18



Left Wing • Shoots Left

6'0" • 190 lbs.

3/9/92 • Wheaton, Ill.

Acquired: 7/12/19, Signed as a free agent

2019-20 Team: Carolina (NHL)

Drafted: Ottawa 2011 (7-204)

CAREER STATS

YEAR	TEAM	LEAGUE	REGULAR SEASON					PLAYOFFS				
			GP	G	A	P	PIM	GP	G	A	P	PIM
2009-10	Lincoln	USHL	36	11	15	26	38	—	—	—	—	—
2010-11	Lincoln	USHL	54	23	44	67	8	2	1	0	1	2
2011-12	Ohio State	CCHA	33	7	17	24	32	—	—	—	—	—
2012-13	Ohio State	CCHA	40	16	22	38	22	—	—	—	—	—
2013-14	Ohio State	Big Ten	37	22	24	46	34	—	—	—	—	—
	Binghamton	AHL	9	2	5	7	9	1	0	0	0	0
2014-15	Binghamton	AHL	66	17	17	34	50	—	—	—	—	—
2015-16	Ottawa	NHL	30	3	6	9	11	—	—	—	—	—
	Binghamton	AHL	44	12	24	36	22	—	—	—	—	—
2016-17	Ottawa	NHL	81	14	18	32	30	15	2	1	3	4
2017-18	Ottawa	NHL	79	23	18	41	35	—	—	—	—	—
2018-19	Ottawa	NHL	57	22	22	44	29	—	—	—	—	—
	Columbus	NHL	21	4	8	12	0	9	1	0	1	2
2019-20	Carolina	NHL	64	8	21	29	30	4	0	0	0	2
Hurricanes Totals (1 season)			64	8	21	29	30	4	0	0	0	2
NHL Totals (5 seasons)			332	74	93	167	135	28	3	1	4	8

June 25, 2011 — Selected by the Ottawa Senators in the 2011 NHL Draft. Seventh round, 204th overall.

February 23, 2019 — Acquired by the Columbus Blue Jackets from the Ottawa Senators along with a seventh-round selection in the 2019 NHL Draft (Tyler Angle) in exchange for Anthony Duclair, a second-round selection in the 2020 NHL Draft and a second-round selection in the 2021 NHL Draft.

July 12, 2019 — Signed by the Carolina Hurricanes as a free agent.

HIGHLIGHTS

NHL FIRSTS:

Game: 12/22/15; 2-1 L at FLA

Point: 2/6/16; 6-1 W vs. TOR (assist)

Goal: 2/16/16; 2-1 W vs. BUF (Lehner)

SHOOTOUTS:

3 attempts, 0 goals (0.0%)

0 game-deciding goals

NHL HIGHS:

Goals: 2-9x (last: 10/8/19; 6-3 W at FLA)

Assists: 2-8x (last: 12/28/19; 6-4 W vs. WSH)

Points: 3 (3/12/19; 7-4 W vs. BOS)

Penalty Min: 7-3x (last: 3/7/20; 3-2 W at NYI)

Goal Streak: 4 (11/6/18-11/11/18: 4g, 1a)

Assist Streak: 4 (2/16/19-2/28/19: 1g, 4a)

Point Streak: 5 (11/4/18-11/11/18: 4g, 2a)

PERSONAL

Ryan and his wife, Elise, spend their summers in Chicago... His nickname is Zinger or Zings... Ryan started playing hockey at four years old and his father had the biggest influence on his career... Ryan's first job was installing drywall in houses... His favorite player growing up was Steve Yzerman and his favorite team was the Detroit Red Wings... Ryan's favorite TV show is Game of Thrones, his favorite movie is The Town and his favorite actor is Denzel Washington... Ryan's Twitter username is @Ryandzingel and his Instagram username is

@ryan_dzingel... His favorite musician is Luke Combs... Ryan's favorite hobby is golf and his favorite magazine is Golf Digest... His favorite vacation destination is Arizona and his favorite food is chicken parm... He earned all-state honors in high school playing baseball... His favorite road city is Las Vegas, his favorite road arena is United Center in Chicago and his favorite team to play against is the Chicago Blackhawks.



2019-20 REGULAR SEASON

Completed his fifth NHL season and first with the Hurricanes... Registered 29 points (8g, 21a) in 64 games... Finished sixth on the team in assists... Posted an assist in Hurricanes debut vs. MTL (10/3)... Scored two goals at FLA (10/8)... Earned a three-game assist streak from 10/12-10/16 (3a)... Registered two points (1g, 1a) vs. OTT (11/11)... Played 300th career NHL game at VAN (12/12)... Posted two assists at TOR (12/23)... Tallied a three-game point streak from 12/28-1/3 (2g, 2a)... Tallied two assists vs. WSH (12/28)... Missed two games due to injury

(3/8-3/10)... Skated in four playoff games... Made Hurricanes playoff debut in Game 1 of Eastern Conference First Round at BOS (8/12)... **Longest goal streak:** 2 games (12/31-1/3: 2g)... **Longest assist streak:** 3 games (10/12-10/16: 3a)... **Longest point streak:** 3 games-2x (last: 12/28-1/3: 2g, 2a)... **Multi-goal games:** 1 (10/8 at FLA: 2g)... **Multi-assist games:** 2 (last: 12/28 vs. WSH: 2a)... **Multi-point games:** 4 (last: 12/28 vs. WSH: 2a).

CAREER

Entering his sixth NHL season and second with the Hurricanes... Signed by Carolina as a free agent on 7/12/19 to a two-year contract that runs through the 2020-21 season... **2009-10:** Made USHL debut with Lincoln, recording 26 points (11g, 15a) in 36 games... **2010-11:** Registered 67 points (23g, 44a) in 54 USHL games with Lincoln... Led the Stars in assists and points and finished second on the team in goals... Finished fourth in the USHL in assists and fifth in points... Tallied a season-opening eight-game point streak from 10/1-11/16 (5g, 9a)... Posted a 10-game point/assist streak from 3/11-4/5 (4g, 14a)... Scored one goal in two playoff games... **2011-12:** Recorded 24 points (7g, 17a) in 33 NCAA games in his freshman season at Ohio State, including 19 points (5g, 14a) in 26 CCHA games... Led team in assists... Posted five multi-point games... Scored the game-winning goal in his collegiate debut vs. Quinnipiac (10/7)... Recorded a four-point game (2g, 2a) at Michigan (11/19)... **2012-13:** Posted 38 points (16g, 22a) in 40 NCAA games in his sophomore season at Ohio State... Served as one of three co-captains... Led team in goals and points... Registered an eight-game point streak from 11/10-12/7 (4g, 7a)... Scored his first collegiate hat trick vs. Penn State (12/29)... Recorded at least a point in 15 of his final 18 games of the season from 1/18-3/23 (7g, 14a)... **2013-14:** Tallied 46 points (22g, 24a) in 37 NCAA games in his third and final season at Ohio State... Led the team in goals, assists, points, power-play goals (8) and shorthanded goals (2)... Served as an alternate captain... Named First Team All-American, Hobey Baker Award Finalist, First Team All-Big Ten, Big Ten All-Tournament Team and Team MVP... Won the Big Ten scoring race with 24 points (12g, 12a) in 20 conference games... Scored at least one goal in eight straight games from 11/2-12/28 (9g, 4a)... Posted a 10-game point streak from 11/2-1/10 (12g, 8a)... Scored a hat trick and added an assist vs. Michigan State (1/10)... Recorded six points (3g, 3a) in a weekend sweep of Penn State (1/31-2/1)... Scored the game-winning goal against #1 Minnesota in the Big Ten Semifinals (3/21)... Made professional debut with Binghamton (AHL), recording seven points (2g, 5a) in nine regular season games and also played one playoff game... Tallied an assist in his first AHL game at Rochester (4/4)... **2014-15:** Posted 34 points (17g, 17a) in 66 AHL games with Binghamton... Recorded six multi-point games... Scored a pair of goals in season opener vs. Worcester (10/11)... Scored two goals vs. Wilkes-Barre/Scranton (12/26)... Tallied two assists vs. Syracuse (1/16)... Scored two goals at Utica (2/8)... Registered a five-game point streak from 2/28-3/8 (3g, 3a)... Scored two goals at Lehigh Valley (2/28)... Tallied two assists vs. Rochester (4/18)... **2015-16:** Split the season between Ottawa (NHL) and Binghamton (AHL)... Registered nine points (3g, 6a) in 30 NHL games and 36 points (12g, 24a) in 44 AHL games... Began the season in the AHL... Recorded nine multi-point AHL games... Posted four points (2g, 2a) vs. Utica (10/30)... Registered three points (1g, 2a) vs. St. John's (12/5)... Tallied three assists at Hershey (12/12)...

Recalled by Ottawa (12/21)... Made NHL debut at FLA (12/22)... Reassigned to Binghamton (12/22)... Posted a four-game AHL point/assist streak from 1/23-1/30 (2g, 4a)... Recalled by Ottawa (2/5)... Spent the remainder of the season in the NHL... Earned first career NHL point with an assist vs. TOR (2/6)... Scored first career NHL goal vs. BUF (2/16)... Logged a season-high 15:54 of ice time vs. DAL (3/6)... **2016-17:** Registered 32 points (14g, 18a) in 81 NHL games with Ottawa... Posted first career NHL multi-point game with two points (1g, 1a) vs. MTL (10/15)... Recorded first career shorthanded goal at DET (10/17)... Scored two goals, including first career game-winning goal at VAN (10/25)... Posted first career power-play goal at ANA (12/11)... Tallied a four-game point streak from 12/11-12/18 (1g, 3a)... Scored two goals at FLA (1/31)... Logged a season-high 19:46 of ice time at MIN (3/30)... Registered three points (2g, 1a) in 15 playoff games... Made NHL postseason debut in Game 2 of First Round vs. BOS (4/15)... Recorded first career NHL playoff point with an assist in Game 6 at BOS (4/23)... Scored first career NHL playoff goal in Game 1 of Second Round vs. NYR (4/27)... Scored game-tying goal with 5:19 remaining to force overtime in Game 7 of Eastern Conference Final at PIT (5/25)... **2017-18:** Tallied 41 points (23g, 18a) in 79 NHL games with Ottawa... Scored a goal in back-to-back games at VAN (10/10) and at CGY (10/13)... Scored two goals at NYI (12/1)... Posted a three-game goal streak from 1/3-1/6 (4g)... Scored two goals vs. TB (1/6)... Tallied two assists at PHI (2/3)... Recorded two assists vs. NSH (2/8)... Scored a goal in back-to-back games vs. TB (2/22) and vs. PHI (2/24)... Scored two goals vs. BUF (3/8)... Played a career-high 23:37 vs. CAR (3/24)... Posted an assist in three straight games from 3/24-3/27 (3a)... Scored two goals at BOS (4/7)... **2018-19:** Completed his fourth NHL season... Recorded 56 points (26g, 30a) in 78 NHL games split between Ottawa and Columbus... Set career highs in goals, assists, points, power-play goals (5) and game-winning goals (5)... Recorded 12 multi-point games... Scored a pair of goals at BOS (10/8)... Scored a goal in his 200th career NHL game vs. BUF (11/1)... Posted a five-game point streak from 11/4-11/11 (4g, 2a) as well as a four-game goal streak from 11/6-11/11 (4g, 1a)... Tallied two assists vs. PIT (11/17)... Recorded an assist for his 100th NHL point vs. NYR (11/29)... Scored the overtime game-winning goal vs. PIT (12/8)... Registered a four-game point streak from 12/31-1/6 (4g, 2a)... Scored two goals at CBJ (12/31)... Posted two assists vs. VAN (1/2)... Recorded a four-game point streak from 1/10-1/18 (2g, 3a)... Posted a four-game point/assist streak from 2/16-2/28 (1g, 4a)... Scored the overtime game-winning goal at WPG (2/16)... Traded from Ottawa to Columbus along with a seventh-round pick in the 2019 NHL Draft (Tyler Angle) in exchange for Anthony Duclair, a second-round pick in the 2020 NHL Draft and a second-round pick in the 2021 NHL Draft (2/23)... Recorded three points (1g, 2a) vs. BOS (3/12)... Posted two assists at BUF (3/31)... Scored one goal in nine playoff games with the Blue Jackets.



JESPER FAST 71



Right Wing • Shoots Right

6'1" • 191 lbs.

12/2/91 • Nassjo, Sweden

Acquired: 10/10/20, Signed as a free agent

2019-20 Team: NY Rangers (NHL)

Drafted: NY Rangers 2010 (6-157)

CAREER STATS

YEAR	TEAM	LEAGUE	REGULAR SEASON					PLAYOFFS				
			GP	G	A	P	PIM	GP	G	A	P	PIM
2009-10	HV71	Sweden	2	0	0	0	0	—	—	—	—	—
	HV71 Jr.	Sweden Jr.	37	23	26	49	10	3	0	2	2	0
2010-11	HV71	Sweden	36	7	9	16	6	3	0	0	0	0
	HV71 Jr.	Sweden Jr.	6	3	7	10	4	3	2	2	4	2
2011-12	HV71	Sweden	21	5	11	16	4	5	2	1	3	0
2012-13	HV71	Sweden	47	18	17	35	4	5	1	4	5	0
	Connecticut	AHL	1	1	0	1	2	—	—	—	—	—
2013-14	NY Rangers	NHL	11	0	0	0	2	3	0	1	1	0
	Hartford	AHL	48	17	17	34	30	—	—	—	—	—
2014-15	NY Rangers	NHL	58	6	8	14	8	19	3	3	6	2
	Hartford	AHL	11	1	8	9	2	—	—	—	—	—
2015-16	NY Rangers	NHL	79	10	20	30	18	5	0	1	1	0
2016-17	NY Rangers	NHL	68	6	15	21	16	12	3	3	6	0
2017-18	NY Rangers	NHL	71	13	20	33	26	—	—	—	—	—
2018-19	NY Rangers	NHL	66	8	12	20	26	—	—	—	—	—
2019-20	NY Rangers	NHL	69	12	17	29	20	1	0	0	0	0

NHL Totals (7 Seasons) 422 55 92 147 116 40 6 8 14 2

June 26, 2010 — Selected by the New York Rangers in the 2010 NHL Draft. Sixth round, 157th overall.
October 10, 2020 — Signed a three-year contract with the Carolina Hurricanes.

PERSONAL

Jesper and his wife, Amanda, spend their summers in Sweden... His nickname is "Quickie"... Jesper started playing hockey at the age of four... His favorite team growing up was HV71 of the Swedish Hockey League (SHL) and his favorite player was Daniel Alfredsson... His favorite TV show is Game of Thrones and his favorite actor is Liam Neeson... Jesper enjoys country music...

His favorite sports to watch outside of hockey are horse racing and soccer and his favorite team is Aston Villa... Jesper's favorite road city is New York City, his favorite arena is T-Mobile Arena in Las Vegas and his favorite team to play against is the Washington Capitals... His most memorable hockey moment was his NHL debut.

HIGHLIGHTS

NHL FIRSTS:

Game: 10/3/13; 4-1 L at PHX

Point: 11/23/14; 5-0 W vs. MTL (assist)

Goal: 11/29/14; 5-2 W vs. PHI (Emery)

SHOOTOUTS:

0 attempts, 0 goals

0 game-deciding goals

NHL HIGHS:

Goals: 2-4x (last: 2/22/20; 3-2 W vs. SJ)

Assists: 3 (1/7/20; 5-3 W vs. COL)

Points: 3-4x (last: 1/13/20; 6-2 W vs. NYI)

Penalty Min: 4-5x (11/14/20; 9-3 L at TB)

Goal Streak: 3 (12/5/17-12/9/17; 3g, 1a)

Assist Streak: 4 (3/17/18-3/24/18; 2g, 4a)

Point Streak: 8 (3/8/18-3/24/18; 3g, 7a)



2019-20 REGULAR SEASON

Completed his seventh NHL season... Served as alternate captain for the NY Rangers for the third consecutive season... Posted 29 points (12g, 17a) in 69 games... Established career-highs in plus/minus (+16), average ice time (16:36), and shorthanded goals (2), and tied his career-high in shorthanded points (2)... Tied for 15th in the NHL in shorthanded goals... Ranked 21st among NHL forwards (and led Rangers forwards) in shorthanded ice time (162:35)... Named the winner of the Players' Player Award, which is given annually to the player who, as selected by his teammates, "best exemplifies what it means to be a team player", for the fifth consecutive season... Became the first Ranger to win the award in five straight seasons and only the second Ranger to win the award five different times during his tenure with the team (Jean Ratelle)... Ranked second on the Rangers in shorthanded goals, tied for second in shorthanded points, ranked third in hits (125), and tied for fourth in plus/minus rating... The Rangers posted a 17-5-0 record in games which he registered a point... Tallied

two points (1g, 1a) vs. VAN (10/20)... Scored a shorthanded goal at NJ (11/30)... Recorded two points (1g, 1a) at SJ (12/12)... Scored a shorthanded goal at PHI (12/23)... Established a single-game career-high with three assists, and tied single-game career-highs with three points vs. COL (1/7)... Tied single-game career-highs with three points (1g, 2a) vs. NYI (1/13)... Skated in his 400th career NHL game vs. NYI (1/21), becoming the fifth Swede to skate in 400 career games with the Rangers in franchise history (Lundqvist, Erixon, Hedberg, Sandstrom)... Tied single-game career-highs with two goals and six shots on goal, and registered the game-winning goal vs. SJ (2/22)... Skated in one playoff game... **Longest goal streak:** 2 games (2/21-2/22: 3g)... **Longest assist streak:** 2 games (2/9-2/11: 2a)... **Longest point streak:** 2 games-3x (last: 2/21-2/22: 3g)... **Multi-goal games:** 1 (2/22 vs. SJ: 2g)... **Multi-assist games:** 2 (last: 1/13 vs. NYI: 1g, 2a)... **Multi-point games:** 5 (last: 2/22 vs. SJ: 2g).

CAREER

Entering his eighth NHL season and first with the Hurricanes... Signed a three-year contract with the Hurricanes on 10/10/20 that goes through the 2022-23 season... Served as an alternate captain with the NY Rangers for three seasons (2017-20)... Was named the winner of the Rangers' Players' Player Award five consecutive seasons (2015-20), which is given annually to the player who, as selected by his teammates, "best exemplifies what it means to be a team player"... Became the first Ranger to win the award in five straight seasons and only the second Ranger to win the award five different times during his tenure with the team (Jean Ratelle)... Represented Sweden at the 2010 U20 USA National Junior Evaluation Camp at Lake Placid, recording two points (1g, 1a) in four games... Also represented Sweden at the 2011 IIHF World Junior Championship in Buffalo, N.Y., registering six points (4g, 2a) in six games... **2007-08:** Tallied 26 points (15g, 11a) in 30 games with the HV71 U18 team... **2008-09:** Established a SuperElit career-high in games played (37)... Established playoff career-highs in games played (7), goals (2), and points (3)... **2009-10:** Established SuperElit career-highs in goals (23), assists (26), and points (49)... **2010-11:** Registered 16 points (7g, 9a) in 36 games in his rookie season in the Swedish Hockey League (SHL)... Tallied 10 points (3g, 7a) in six SuperElit games... **2011-12:** Established playoff career-highs in games played (5) and goals (2)... **2012-13:** Established SHL career-highs in games played (47), goals (18), assists (17), points (35) and plus-minus rating (plus-13)... Tied for the team lead in goals and ranked third in points... Established playoff career-highs in assists (4), points (5), and plus/minus rating (+4)... Tallied his first professional point with a goal in his AHL debut vs. Springfield (4/5)... **2013-14:** Spent a majority of the season with the Hartford Wolf Pack (AHL)... Earned 34 points (17g, 17a) in 48 AHL games... Ranked tied for fourth in the AHL in game-winning goals (6)... Appeared in 11 games with the NY Rangers... Made his NHL debut at

PHX (10/3)... Played in three NHL playoff games with NYR... Tallied his first career NHL playoff point with an assist in his NHL playoff debut in Game 1 of the First Round vs. PHI (4/17)... **2014-15:** Tallied nine points (1g, 8a) in 11 games with Hartford (AHL) before being recalled by the Rangers on Nov. 10... Registered 14 points (6g, 8a) in 58 games... The Rangers earned at least one point in 42 of 55 games in which he played after he was recalled on Nov. 10... Was on the ice for only four power play goals against in 63:50 of ice time while shorthanded... Tallied his first career NHL regular season point with an assist vs. MTL (11/23)... Recorded two points (1g, 1a), including his first career NHL goal vs. PHI (11/29)... The Rangers won 13 straight games in which he played from Dec. 8 to Jan. 10, becoming the first Ranger to be on the winning side in 13 straight games in one season in the NHL's modern era (since 1943-44)... Recorded six points (3g, 3a) in 19 playoff games... Tied for fifth among NHL rookies in goals and points in the playoffs... Tied for fifth on the Rangers in goals... Scored his first career NHL playoff goal in Game 1 vs. WSH (4/30)... Tallied an assist on the game-winning goal in overtime in Game 5 vs. WSH (5/8)... Posted his first career NHL multi-goal game and established a single-game playoff career-high with two points in Game 3 at TB (5/20)... Became the first Rangers rookie to register a multi-goal game in the playoffs since Game 3 of the Eastern Conference Quarterfinals vs. NJ in 2008 (Brandon Dubinsky) and the first to do so on the road since Game 1 of the Patrick Division Semifinals at PHI in 1986 (Mike Ridley)... **2015-16:** Registered 30 points (10g, 20a) in 79 games with the Rangers... Established career-highs in games played, assists, and game-winning goals (3)... Ranked fourth on the Rangers - and led team forwards - in average shorthanded ice time (2:11)... Ranked fourth on the team in even strength assists (20), ranked fifth in total shorthanded ice time (172:08), ranked sixth in takeaways (35), and tied for sixth in even strength points (30)... Named the winner of the Players' Player Award, becoming the first

European-born player to win the award since Reijo Ruotsalainen in 1984-85 ... Recorded his first career NHL game-winning goal vs. CAR (11/10)... Notched an assist while skating in his 100th career NHL game at MIN (12/17)... Established a single-game career-high with two assists vs. BUF (1/25)... Tallied his 20th assist/30th point of the season vs. DET (4/9)... Tallied one assist in five playoff games ... Ranked third on the Rangers in hits (19) and tied for third in blocked shots (6) in the playoffs ... Established a single-game playoff career-high and led all skaters with eight hits in Game 1 of the First Round at PIT (4/13)...


2016-17: Recorded 21 points (6g, 15a) in 68 games... Ranked third among Rangers forwards in hits (99) and ranked fourth among Rangers forwards in blocked shots (44)... Named the winner of the Players' Player Award for the second consecutive season... Tallied the game-winning goal vs. CGY (2/5)... Skated in his 200th career NHL game at CBJ (2/13)... Scored a goal at SJ (3/28)... Earned six points (3g, 3a) in 12 playoff games... Established playoff career-highs in plus/minus rating (+4), shorthanded goals (1), shorthanded assists (1), and shorthanded points (2), and tied playoff career-highs in goals, assists, and points... Led the NHL in shorthanded points, and tied for the NHL lead in shorthanded goals and shorthanded assists in the playoffs... Led the Rangers with five points (2g, 3a) on the road in the playoffs... Scored a goal in two consecutive games in Game 4 vs. MTL (4/18) and Game 5 at MTL (4/20)... Scored his first career NHL playoff shorthanded goal in Game 5 at MTL (4/20)... Tied a single-game playoff career-high with two points (1g, 1a) in Game 5 of the Second Round at OTT (5/6)...

2017-18: Recorded 33 points (13g, 20a) in 71 games... Established career-highs in goals, points, even strength goals (13), and hits (130), and tied his career-high in assists... Led the Rangers in hits and shorthanded assists (2), tied for the team lead in shorthanded points (2), and ranked third in primary assists (14), even

strength assists (18), and even strength points (31)... Named the winner of the Players' Player Award for the third consecutive season... The Rangers posted an 18-6-4 record in games which he tallied a point... Scored a goal vs. NSH (10/21)... Tied a single-game career-high with two assists at FLA (11/4)... Posted his first career NHL multi-goal game (2g) in the regular season at CAR (11/22)... Posted a career-long three-game goal streak from 12/5-12/9 (3g, 1a)... Recorded two points (1g, 1a) vs. NJ (12/9)... Earned an assist in the 2018 NHL Winter Classic vs. BUF (1/1)... Registered 15 points (5g, 10a) in his final 18 games of the season, including 12 points (3g, 9a) in his final 12 contests... Posted a career-high eight-game point streak from 3/8-3/24 (3g, 7a), including a career-high four-game assist streak from 3/17-3/24 (4a)... His eight-game point streak was the longest by a Ranger during the season... Established a single-game career-high with three points (2g, 1a) and posted the second multi-goal game of his NHL career at PHI (3/22)...

2018-19: Earned 20 points (8g, 12a) in 66 games... Tied for third on the Rangers in minor penalties drawn (16) and ranked sixth in hits (120)... Named the winner of the Players' Player Award for the fourth consecutive season... Named an alternate captain prior to the start of the regular season... Tallied the Rangers' first goal of the season vs. NSH (10/4)... Tied a single-game career-high with two assists and registered his 100th career NHL point at CAR (10/7)... Skated in his 300th career NHL game (and his 300th career game as a Ranger) at ANA (11/1)... Tallied a goal and logged a single-game career-high 20:13 of ice time vs. WPG (12/2)... Tied single-game career-highs with two goals and three points (2g, 1a) and registered the game-winning goal at NSH (12/29)... Recorded a goal in two consecutive games (1/8-1/20)... Tallied a goal and was credited with a team-high six hits vs. NYI (1/10)... Scored a goal at BUF (2/15).





HAYDN FLEURY 4



Defenseman • Shoots Left

Acquired: 2014 NHL Draft

6'4" • 216 lbs.

2019-20 Team: Carolina (NHL)

7/8/96 • Carlyle, Sask.

Drafted: Carolina 2014 (1-7)

CAREER STATS

YEAR	TEAM	LEAGUE	REGULAR SEASON					PLAYOFFS				
			GP	G	A	P	PIM	GP	G	A	P	PIM
2010-11	Notre Dame	SMHL	3	0	1	1	0	—	—	—	—	—
2011-12	Notre Dame	SMHL	39	6	15	21	60	8	1	4	5	8
	Red Deer	WHL	4	0	0	0	0	—	—	—	—	—
2012-13	Red Deer	WHL	66	4	15	19	21	9	0	2	2	4
2013-14	Red Deer	WHL	70	8	38	46	46	—	—	—	—	—
2014-15	Red Deer	WHL	63	6	22	28	63	5	1	1	2	2
	Charlotte	AHL	1	1	0	1	0	—	—	—	—	—
2015-16	Red Deer	WHL	56	12	29	41	50	17	4	5	9	20
2016-17	Charlotte	AHL	69	7	19	26	8	5	0	0	0	0
2017-18	Carolina	NHL	67	0	8	8	14	—	—	—	—	—
	Charlotte	AHL	3	1	1	2	0	8	2	2	4	14
2018-19	Carolina	NHL	20	0	1	1	2	9	0	0	0	2
	Charlotte	AHL	28	2	8	10	32	11	2	4	6	8
2019-20	Carolina	NHL	45	4	10	14	8	8	2	0	2	6
Hurricanes/NHL Totals (3 seasons)			132	4	19	23	24	17	2	0	2	8

June 27, 2014 — Selected by the Carolina Hurricanes in the 2014 NHL Draft. First round, seventh overall.

August 7, 2014 — Signed a three-year, entry-level contract with the Carolina Hurricanes.

HIGHLIGHTS

NHL FIRSTS:

Game: 10/7/17; 5-4 W (SO) vs. MIN

Point: 10/26/17; 6-3 W at TOR (assist)

Goal: 10/18/20; 4-2 L at ANA (Miller)

SHOOTOUTS:

0 attempts, 0 goals

0 game-deciding goals

NHL HIGHS:

Goals: 1-4x (last: 2/29/20; 4-3 L (OT) at MTL)

Assists: 2-3x (last: 3/8/20; 6-2 W at PIT)

Points: 2-3x (last: 3/8/20; 6-2 W at PIT)

Penalty Min: 2-12x (last: 3/10/20; 5-2 W at DET)

Goal Streak: None

Assist Streak: 2-2x (last: 3/7/20-3/8/20: 3a)

Point Streak: 2-3x (last: 3/7/20-3/8/20: 3a)

PERSONAL

Haydn and his fiancée, Jaid, spend their summers in Calgary... His nickname is Fleurs... Haydn started skating at three years old and his father had the biggest influence on his career... His favorite team growing up was Edmonton and his favorite player was Drew Doughty... Haydn's favorite television show is White Collar and favorite movie is Batman... His favorite app is Twitter and biggest game-day habit is drinking a Pepsi... His favorite restaurant is Chipotle and favorite meal is pizza... He enjoys golf when he has time away from the rink

and his favorite sport to watch outside of hockey is golf... Haydn is on Twitter at @fleury96... His favorite team is the Toronto Raptors... Haydn's favorite holiday is Christmas and the person he would most like to meet is Tiger Woods... His favorite road city is New York City, favorite road arena is Madison Square Garden and favorite team to play against is the Toronto Maple Leafs... His most memorable hockey moment was playing for Team Canada at the 2016 World Junior Championship.



2019-20 REGULAR SEASON

Completed his third NHL/Hurricanes season... Registered 14 points (4g, 10a) in 45 games... Established career-highs in goals, assists and points... Posted two assists at FLA (10/8)... Scored first career NHL/Hurricanes goal at ANA (10/18)... Played 100th career NHL/Hurricanes game at BUF (11/14)... Tallied an assist in back-to-back games from 1/21-1/31 (2a)... Recorded points in back-to-back games from 2/6-2/8 (1g, 1a)... Registered assists in back-to-back games from 3/7-3/8 (3a)... Earned two assists and logged a season-high

21:24 of ice time at PIT (3/8)... Scored two goals in eight playoff games... Ranked tied for team lead in playoff blocked shots (19)... Scored first career NHL playoff goal and played a playoff-career-high 20:32 in Game 1 of Eastern Conference First Round at BOS (8/12)... Scored a goal in Game 5 at BOS (8/19)... **Longest assist streak:** 2 games-3x (last: 3/7-3/8: 3a)... **Longest point streak:** 2 games-3x (last: 3/7-3/8: 3a)... **Multi-assist games:** 2 (last: 3/8 at PIT: 2a)... **Multi-point games:** 3 (last: 3/8 at PIT: 2a).

CAREER

Entering his fourth NHL season with the Hurricanes... Selected by the Hurricanes in the first round (seventh overall) in the 2014 NHL Draft... Signed to a three-year, entry-level contract on 8/7/14... Totaled 134 points (30g, 104a) in 259 career Western Hockey League games with Red Deer... Had three points (1g, 2a) in five games for Western Canada at the 2013 World U-17 Challenge... Won a gold medal with Canada at the 2013 U-18 Ivan Hlinka Memorial Tournament... Was named Best Defenseman at the 2014 Under-18 World Championship, helping Canada capture bronze... Earned one assist in five games for Canada at the 2016 World Junior Championship... His brother, Cale, was selected by Montreal in the third round of the 2017 NHL Draft... Is the third player from Carlyle, Sask., (population 1,400) to reach the NHL (Brenden Morrow, Jim McKenzie)... Played Bantam and Midget AAA with Athol Murray College of Notre Dame in Wilcox, Sask. in 2010-11, scoring 26 points (7g, 19a) in 21 Bantam games... Other prominent Notre Dame alumni include Rod Brind'Amour, Brad Richards and Vincent Lecavalier... **2011-12:** Selected by Red Deer in the second round (43rd overall) of the 2011 WHL Bantam Draft... Began his WHL career with Red Deer in 2011-12, playing four games with the Rebels... Made his WHL debut vs. Prince Albert (12/11/11)... Spent most of the 2011-12 season with Notre Dame in the Saskatchewan Midget Hockey League, notching 21 points (6g, 15a) in 39 games for the Argos... Also played for Team Saskatchewan in the 2011 Western Canada U16 Challenge Cup... **2012-13:** Played his first full WHL season in 2012-13, ranking third among Rebels defensemen in scoring with 19 points (4g, 15a) in 66 games... Netted his first WHL goal at Swift Current (10/9/12)... Earned his first WHL assist at Calgary (10/13/12)... Had two assists in nine 2013 WHL playoff games for Red Deer, as the Rebels beat Prince Albert in five games before falling to Calgary... **2013-14:** Led Red Deer defensemen with 46 points (8g, 38a) in 70 games in 2013-14, while registering a team leading plus-15 rating... Set single-game career highs with three assists at Moose Jaw (10/4/13) and at Lethbridge (11/9/13)... **2014-15:** Was second among Red Deer defensemen in scoring with 28 points (6g, 22a) in 63 games in 2014-15... Totaled two points (1g, 1a) during the 2015 WHL playoffs, both of which came in Game 4 (4/2) of Red Deer's opening-round series loss to Medicine Hat... Joined Charlotte for the conclusion of the AHL season, and scored his first professional goal in his AHL debut vs. Rockford (4/12/15)... **2015-16:** Led Red Deer defensemen in assists (29) and ranked second in goals (12) and points (41) during his final season of junior hockey in 2015-16... Led Red Deer defensemen in goals (4) and points (9) during the 2016 postseason... Named to Canadian Hockey League's 2016 Memorial Cup All-Star Team after finishing the tournament ranked second among all defensemen with five points (1g, 4a) for host Red Deer... **2016-17:** Led Checkers defensemen with seven goals and ranked second among team blueliners with 26 points during his first full professional season... Tied a team record with a plus-16 rating, ranking second among AHL rookie defensemen... Was tied for second on

the team in power-play goals (4) and third in shots on goal (144)... Earned his first AHL/professional assist with his first point of the season vs. Grand Rapids (10/28)... Had an assist and was (+3) in a 5-4 win at Iowa (11/10)... Picked up the first multi-point game of his career with a goal and assist vs. Chicago (11/22)... Notched the first multi-goal game of his career with two tallies, including the eventual game winner, vs. Manitoba (12/13)... Posted season-best, four-game assist and point streaks from 2/19-2/28 (0g, 4a)... Had five points (2g, 3a) in six games from 3/17-3/26... Made his Calder Cup playoff debut during Charlotte's five-game series loss against Chicago... **2017-18:** Completed his first NHL season with Carolina... Registered eight assists in 67 games... Ranked seventh in the NHL among rookie defensemen in games played and shots (86)... Was one of six skaters to make his NHL debut with Carolina that season... Played in his first NHL game vs. MIN (10/7)... Led the team with five hits vs. CBJ (10/10)... Recorded his first NHL/Hurricanes point with two assists and earned a career-best plus/minus rating (+4) at TOR (10/26)... Registered a career-high 21:59 of ice time at CBJ (11/28)... Tallied a career-high four shots at CBJ (11/10)... Tallied four shots at PIT (1/23)... Assigned to Charlotte (AHL) and played in one game at Hartford (1/27)... Recalled to Carolina (1/28)... Was a healthy extra for 15 games... Re-assigned to Charlotte (AHL) at the conclusion of Carolina's season (4/7) and earned two points (1g, 1a) in two games... Recorded four points (2g, 2a) in eight AHL playoff games... Led Charlotte defensemen in playoff goals and ranked tied for first in points... Led the team in penalty minutes (14) during the postseason... Earned three points (2g, 1a) in Game 2 of the Checkers' first round series against Wilkes-Barre/Scranton (4/21)... **2018-19:** Completed his second NHL/Hurricanes season... Skated in 20 NHL games with Carolina, posting one assist... Missed 12 games due to injury... Registered 10 points (2g, 8a) in 28 AHL games with Charlotte... Made season debut vs. VAN (10/9)... Assigned to Charlotte (10/17)... Recalled from Charlotte (10/31)... Posted an assist vs. DET (11/10)... Logged a season-high 15:47 of ice time vs. CHI (11/12)... Reassigned to Charlotte (1/4)... Scored a goal at Hartford (1/26)... Scored a goal vs. Lehigh Valley (2/22)... Posted assists in four straight games from 3/24-3/30 (5a)... Recalled from Charlotte (4/1)... Made his NHL playoff debut in Game 1 of the Eastern Conference First Round at WSH (4/11)... Skated in a playoff career-high 15:37 of ice time in Game 2 of the Eastern Conference Final at BOS (5/12)... Earned six points (2g, 4a) in 11 AHL playoff games as he helped the Charlotte Checkers capture the first Calder Cup in franchise history... Scored a goal in his first game of the 2019 AHL postseason in Game 1 of the Eastern Conference Finals vs. Toronto (5/17)... Scored a goal in Game 5 at Toronto (5/24)... Earned an assist on Morgan Geekie's series-clinching goal in double overtime of Game 6 vs. Toronto (5/26)... Earned an assist in Game 2 of the Calder Cup Finals vs. Chicago (6/2), extending his point streak to four games (5/24-6/2: 1g, 3a).



WARREN FOEGELE 13



Left Wing • Shoots Left

Acquired: 2014 NHL Draft

6'2" • 198 lbs.

2019-20 Team: Carolina (NHL)

4/1/96 • Markham, Ont.

Drafted: Carolina 2014 (3-67)

CAREER STATS

YEAR	TEAM	LEAGUE	REGULAR SEASON					PLAYOFFS				
			GP	G	A	P	PIM	GP	G	A	P	PIM
2013-14	St. Andrew's	High-Ont.	17	18	17	35	26	—	—	—	—	—
2014-15	New Hampshire	H-East	34	5	11	16	26	—	—	—	—	—
2015-16	New Hampshire	H-East	5	0	1	1	4	—	—	—	—	—
	Kingston	OHL	52	13	35	48	44	9	8	2	10	12
2016-17	Kingston	OHL	28	11	20	31	20	—	—	—	—	—
	Erie	OHL	33	16	16	32	20	22	13	13	26	25
2017-18	Carolina	NHL	2	2	1	3	0	—	—	—	—	—
	Charlotte	AHL	73	28	18	46	40	8	0	3	3	12
2018-19	Carolina	NHL	77	10	5	15	20	15	5	4	9	6
2019-20	Carolina	NHL	68	13	17	30	34	8	1	0	1	2
Hurricanes/NHL Totals (3 seasons)			147	25	23	48	54	23	6	4	10	8

June 28, 2014 — Selected by the Carolina Hurricanes in the 2014 NHL Draft. Third round, 67th overall.
 March 31, 2017 — Signed a three-year, entry-level contract with the Carolina Hurricanes.

HIGHLIGHTS

NHL FIRSTS:

Game: 3/26/18; 4-1 W vs. OTT
Point: 3/26/18; 4-1 W vs. OTT (goal)
Goal: 3/26/18; 4-1 W vs. OTT (Anderson)

SHOOTOUTS:

0 attempts, 0 goals
 0 game-deciding goals

NHL HIGHS:

Goals: 2-4x (last: 2/22/20; 6-3 W at TOR)
Assists: 2-2x (last: 2/2/20; 4-3 W vs. VAN)
Points: 3-2x (last: 12/28/19; 6-4 W vs. WSH)
Penalty Min: 4-2x (last: 3/8/20; 6-2 W at PIT)
Goal Streak: 2-3x (last: 1/7/20-1/10/20: 2g, 1a)
Assist Streak: 2-2x (last: 2/2/20-2/4/20: 3a)
Point Streak: 3 (last: 12/14/19-12/19/19: 2g, 2a)

PERSONAL

Warren is single and spends his summers in Toronto... His nickname is Foegs... Warren started playing hockey at the age of four and his parents were the biggest influence on his career... The best advice he's ever been given is "believe in yourself"... His favorite player growing up was Brad Richards and his favorite team was the Toronto Maple Leafs... His favorite TV show is Ballers and his favorite actor is Christian Bale... Warren's favorite musician is Kane Brown... His favorite food is chicken and sweet potatoes and his favorite restaurant is

Ocean Prime... Warren's favorite sport other than hockey is basketball... His favorite team is the Toronto Raptors... His favorite video game is NBA 2K... The person he'd most like to meet is LeBron James... His favorite road city is Las Vegas... His favorite road arena is Bell Centre in Montreal... His favorite team to play against is the Toronto Maple Leafs... His most memorable hockey moment was scoring his first goal and hitting a home run during a Storm Surge celebration during the 2018-19 season.



2019-20 REGULAR SEASON


Completed his third NHL/Hurricanes season... Registered 30 points (13g, 17a) in 68 games... Established career-highs in goals, assists, points, and average ice time (13:43)... Finished tied for fifth in the NHL in shorthanded goals (3)... Ranked sixth on the team in goals and seventh in points... Recorded points in back-to-back games from 11/1-11/2 (1g, 1a)... Posted two points (1g, 1a) vs. OTT (11/11)... Played 100th career NHL/Hurricanes game at CHI (11/19)... Scored a goal and took a career-high nine shots at NYR (11/27)... Tallied two assists vs. SJ (12/5)... Registered a three-game point streak from 12/14-12/19 (2g, 2a)... Scored first two career NHL/Hurricanes shorthanded goals at CGY (12/14)... Posted three points (2g, 1a), including a shorthanded goal, vs. WSH

(12/28)... Logged a season-high 17:41 of ice time vs. MTL (12/31)... Scored a goal in two consecutive games from 1/7-1/10 (2g, 1a)... Earned assists in back-to-back games from 2/2-2/4 (3a)... Tallied two assists vs. VAN (2/2)... Scored two goals at TOR (2/22)... Scored one goal in eight playoff games... Scored the series-clinching goal in Game 3 of Eastern Conference Qualifying Round at NYR (8/4)... **Longest goal streak:** 2 games (1/7-1/10: 2g, 1a)... **Longest assist streak:** 2 games-2x (last: 2/2-2/4: 3a)... **Longest point streak:** 3 games (12/14-12/19: 3a)... **Multi-goal games:** 3 (last: 2/22 at TOR: 2g)... **Multi-assist games:** 2 (last: 2/2 vs. VAN: 2a)... **Multi-point games:** 7 (last: 2/22 at TOR: 2g).

CAREER

Entering his fourth NHL season with the Hurricanes... Selected by Carolina in the third round (67th overall) of the 2014 NHL Draft... Signed a three-year, entry-level contract on 3/31/17... Earned 111 points (40g, 71a) in 113 career games for Kingston and Erie of the Ontario Hockey League (OHL)... Also attended the University of New Hampshire, where he was teammates with Hurricanes defenseman Brett Pesce in 2014-15... Totaled 95 goals and 85 assists (180 points) in 118 career varsity games over three seasons for Canadian prep school St. Andrew's College... **2014-15:** Played in 34 of New Hampshire's 40 games, totaling 16 points (5g, 11a)... **2015-16:** Spent most of the season with Kingston (OHL), earning 48 points (13g, 35a) in 52 games... Played five games for the University of New Hampshire prior to joining the Frontenacs... Led Kingston in plus/minus (+32)... Ranked tied for fourth among Kingston skaters in assists and was fifth in scoring... Led Kingston and ranked tied for eighth in the league in 2016 playoff goals (8)... **2016-17:** Split the season between Kingston and Erie (OHL)... Established OHL career highs in goals (27), assists (36) and points (63)... Notched 16 goals and 16 assists (32 points) in 33 games for Erie... His combined 27 goals ranked third among Otters skaters for the season... Tallied 14 multi-point games... Recorded 26 points (13g, 13a) in 22 playoff games with Erie as the Otters defeated the Mississauga Steelheads in five games to win the 2017 J. Ross Robertson Cup as the OHL champions... Was named the Most Valuable Player of the 2017 OHL Playoffs and was the recipient of the Wayne Gretzky '99 Award... Became just the third Otters player to win the award, joining Connor McDavid (2015) and Brad Boyes (2002)... Collected eight points (5g, 3a) in the Rogers OHL Championship Series... Earned seven multi-point games during the 2017 OHL Playoffs... Scored the game-winning goal in overtime and added an assist in Game 7 of Erie's second-round series against London (4/18)... Scored a shorthanded, game-winning goal in Game 4 of the Western Conference Final against Owen Sound (4/26)... Recorded a hat trick and earned five points (3g, 2a) in Game 4 of the 2017 OHL Championship Series vs. Mississauga (5/10)... Earned seven points (2g, 5a) in five games at the 2017 Mastercard Memorial Cup and tallied a point in all five games... Scored a power-play goal in the Memorial Cup Final (5/28) as the Otters fell to the Windsor Spitfires (OHL) 4-3... **2017-18:** Registered 46 points (28g, 18a) in 73 AHL games with Charlotte... Led the team in shorthanded goals (4) and game-winning goals (9)... Ranked second on the team in goals and shots (160), third in plus/minus (+22) and fifth in points... Ranked first among AHL rookies in game-winning goals, tied for first in shorthanded goals, second in goals, fifth in plus/minus and eighth in points... Posted 14 multi-point games... Represented the Atlantic Division at the 2018 AHL All-Star Classic... Scored two goals in his AHL debut at Hartford (10/6)... Scored two goals at

Wilkes-Barre/Scranton (10/7)... Named the CCM/AHL Player of the Week (10/10)... Earned three points vs. Providence (11/25)... Recorded his first career hat trick vs. Springfield (12/1)... Recorded three points (2g, 1a) vs. Laval (12/17)... Registered three points vs. Bridgeport (1/16)... Recalled from Charlotte (3/25)... Recorded two points (1g, 1a) in his NHL debut vs. OTT (3/26), becoming the fifth player in franchise history to record a multi-point game in his League debut and the 21st player in franchise history (since 1979) to score a goal in his NHL debut... Scored a goal at NJ (3/27)... Assigned to Charlotte (3/28)... Scored two goals at Bridgeport (4/15)... Earned three assists in eight AHL playoff games with Charlotte... Ranked second on the team in penalty minutes (12)... Made his AHL playoff debut in Game 1 of Charlotte's first-round series against Wilkes-Barre/Scranton (4/20)... Earned his first AHL playoff point with an assist in Game 2 against Wilkes-Barre/Scranton (4/21)... **2018-19:** Completed his second NHL/Hurricanes season... Registered 15 points (10g, 5a) in 77 games... Posted three points (2g, 1a) vs. NYR (10/7)... Became the fastest player in franchise history to score his fifth NHL goal, reaching the mark in his sixth career game vs. VAN (10/9)... Logged a season-high 20:56 of ice time vs. SJ (10/26)... Scored game-winning goal vs. ARI (12/16)... Scored the game-winning goal at PHI (1/3)... Recorded points in back-to-back games from 1/18-1/20 (1g, 1a)... Scored the game-winning goal at NYR (2/8)... Scored a goal in back-to-back games to close out the regular season from 4/4-4/6 (2g)... Recorded nine points (5g, 4a) in 15 playoff games, ranking first among NHL rookies in playoff points... Tied Erik Cole for the most points in a postseason by a rookie in franchise history... Made his NHL playoff debut in Game 1 of the Eastern Conference First Round at WSH (4/11)... Earned his first postseason point with an assist in Game 2 at WSH (4/13)... Recorded three points (2g, 1a), including his first career postseason goals, in Game 3 vs. WSH (4/15)... Became the third rookie in franchise history (Erik Cole, Brad Shaw) to earn three points in a playoff game... Scored a goal 17 seconds into the first period in Game 4 vs. WSH (4/18), marking the fastest goal to open a game and period in franchise playoff history... Became the fifth Hurricanes/Whalers rookie to score a goal in consecutive games within a postseason (Scott Young, Todd Krygier, Brad Shaw, Erik Cole)... Also became the sixth rookie in NHL history to score in the opening 20 seconds of a playoff game (Norm Johnson, Sergio Momesso, John Bryce, Darryl Sydor, Peter Regin)... Scored a goal in Game 6 vs. WSH (4/22)... Scored a goal at 0:17 of the third period in Game 2 at NYI (4/28), tying his own franchise playoff record for the fastest period-opening goal... Earned an assist in Game 4 vs. NYI (5/3), tying Erik Cole (9) for the most points in a postseason by a rookie in franchise history.



JAKE GARDINER 51



Defenseman • Shoots Left

Acquired: 9/6/19, Signed as a free agent

6'2" • 195 lbs.

2019-20 Team: Carolina (NHL)

7/4/90 • Minnetonka, Minn.

Drafted: Anaheim 2008 (1-17)

CAREER STATS

YEAR	TEAM	LEAGUE	REGULAR SEASON					PLAYOFFS				
			GP	G	A	P	PIM	GP	G	A	P	PIM
2008-09	Wisconsin	WCHA	39	3	18	21	18	—	—	—	—	—
2009-10	Wisconsin	WCHA	41	6	7	13	20	—	—	—	—	—
2010-11	Wisconsin	WCHA	41	10	31	41	24	—	—	—	—	—
	Toronto	AHL	10	0	3	3	4	—	—	—	—	—
2011-12	Toronto	NHL	75	7	23	30	18	—	—	—	—	—
	Toronto	AHL	4	0	2	2	2	17	2	9	11	10
2012-13	Toronto	NHL	12	0	4	4	0	6	1	4	5	0
	Toronto	AHL	43	10	21	31	12	—	—	—	—	—
2013-14	Toronto	NHL	80	10	21	31	19	—	—	—	—	—
2014-15	Toronto	NHL	79	4	20	24	24	—	—	—	—	—
2015-16	Toronto	NHL	79	7	24	31	32	—	—	—	—	—
2016-17	Toronto	NHL	82	9	34	43	34	6	1	2	3	4
2017-18	Toronto	NHL	82	5	47	52	32	7	0	2	2	2
2018-19	Toronto	NHL	62	3	27	30	26	7	0	2	2	0
2019-20	Carolina	NHL	68	4	20	24	30	6	0	1	1	2
Hurricanes Totals (1 season)			68	4	20	24	30	6	0	1	1	2
NHL Totals (9 seasons)			619	49	220	269	215	32	2	11	13	8

- June 20, 2008 — Selected by the Anaheim Ducks in the 2008 NHL Draft. First round, 17th overall.
- February 9, 2011 — Acquired by the Toronto Maple Leafs from the Anaheim Ducks along with Joffrey Lupul and a fourth-round pick in the 2013 NHL Draft (Fredrik Bergvik) in exchange for Francois Beauchemin.
- September 6, 2019 — Signed by the Carolina Hurricanes as a free agent.

PERSONAL

Jake and his wife, Lucy, have a son named Henry and a daughter named Greta... He and his family spend their summers in Minnesota... Jake's nickname is Gards... His brother, Max, was drafted in the third round of the 2010 NHL Draft by St. Louis and played three seasons of college hockey at Penn State... Jake started playing hockey at age four and the biggest influence on his career was his father... His favorite player growing up was Joe Sakic and his favorite team was the Colorado Avalanche... Jake's favorite TV show is Game of Thrones and his favorite movie is Happy Gilmore... His favorite actors are Will Ferrell and Adam Sandler and his favorite musician is Kenny Chesney... Jake's favorite vacation destination

is the Bahamas and his favorite activity away from the rink is golf... His favorite food is Mexican and his favorite restaurant is Chipotle... Jake's Twitter and Instagram username is @jgardiner272... His biggest talent other than hockey is dancing... Jake's favorite sports team is the Green Bay Packers and his favorite athlete is Tiger Woods... His favorite road city is St. Paul, his favorite road arena is Bell MTS Place in Winnipeg and his favorite team to play against is the Toronto Maple Leafs... Jake's most memorable hockey moment was winning the 2010 World Junior Championship with the United States.

HIGHLIGHTS

NHL FIRSTS:

Game: 10/6/11; 2-0 W vs. MTL
Point: 10/20/11; 6-2 L at BOS (assist)
Goal: 1/24/12; 4-3 W at NYI (Montoya)

SHOOTOUTS:

0 attempts, 0 goals
 0 game-deciding goals

NHL HIGHS:

Goals: 2 (3/11/14; 6-2 L at SJ)
Assists: 4 (12/21/15; 7-4 W at COL)
Points: 4 (12/21/15; 7-4 W at COL)
Penalty Min: 8 (11/22/11; 7-1 W at TB)
Goal Streak: 2-5x (last: 2/19/17-2/21/17: 2g, 3a)
Assist Streak: 6 (1/18/18-1/31/18: 10a)
Point Streak: 6 (1/18/18-1/31/18: 10a)



2019-20 REGULAR SEASON

Completed his ninth NHL season and first with the Hurricanes... Registered 24 points (4g, 20a) in 68 games... Scored two game-winning goals, matching his career high... Ranked third among Hurricanes defensemen in assists and points... Ranked tied for fifth on the team in power-play points (11)... Scored the game-winning goal in overtime at WSH (10/5), marking his first Hurricanes goal/point... Scored a goal vs. SJ (12/5)... Recorded two points (1g, 1a) vs. PHI (1/7)... Logged a season-high 21:51 of ice time vs. ANA (1/17)... Played in his 600th career NHL game vs. NYI (1/19)... Registered three assists at

VGK (2/8)... Tallied two points (1g, 1a), including the game-winning goal at PIT (3/8)... Recorded three assists at DET (3/10)... Posted one assist in six playoff games... Made Hurricanes playoff debut in Game 1 of Eastern Conference Qualifying Round vs. NYR (8/1)... Recorded first career Hurricanes playoff point (assist) in Game 4 of Eastern Conference First Round vs. BOS (8/17)... **Longest assist streak:** 2 games-2x (last: 3/8-3/10: 1g, 4a)... **Longest point streak:** 2 games-2x (last: 3/8-3/10: 1g, 4a)... **Multi-assist games:** 2 (last: 3/10 at DET: 3a)... **Multi-point games:** 4 (last: 3/10 at DET: 3a).

CAREER

Entering his 10th NHL season and second with the Hurricanes... Signed as a free agent with Carolina to a four-year deal on 9/6/19... Has represented the United States at the 2010 IIHF World Junior Championship and the 2014 and 2015 IIHF World Championships, winning gold in 2010 and bronze in 2015... **2008-09:** Recorded 21 points (3g, 18a) in 39 NCAA games during his freshman season at Wisconsin... Ranked second among rookie WCHA defensemen in points... Named to WCHA All-Rookie Team... Registered an assist in collegiate debut at Boston College (10/10)... Posted three assists at Denver (10/17)... Scored first career collegiate goal vs. Alabama-Huntsville (12/27)... Tallied two assists vs. Northern Michigan (1/3)... Earned two assists at Minnesota (2/7)... Recorded three points (1g, 2a) vs. Minnesota State (3/13)... **2009-10:** Posted 13 points (6g, 7a) in 41 NCAA games during his sophomore season at Wisconsin... Helped the Badgers advance to the Division I National Championship Game... Led team in plus/minus rating (plus-25)... Tallied two points (1g, 1a) at Minnesota-Duluth (1/29)... Recorded two points (1g, 1a) in NCAA Regional Final vs. St. Cloud State (3/27)... **2010-11:** Registered 41 points (10g, 31a) in 41 NCAA games during his third and final season at Wisconsin... Finished tied for the team lead in assists and ranked third on the team in points... Ranked second among all Division I defensemen in points and fourth in goals... Registered 10 multi-point games... Named AHCA Second-Team All-American and Second Team All-WCHA... Tallied three points (1g, 2a) vs. Alabama-Huntsville (10/15)... Posted three assists vs. Michigan Tech (10/29)... Registered a six-game assist streak from 11/13-12/3 (2g, 8a)... Recorded three points (2g, 1a) vs. Michigan (11/26)... Tallied three assists vs. Michigan State (11/27)... Played 100th career collegiate game vs. Bemidji State (12/11)... Posted three points (1g, 2a) vs. Canisius (1/8)... Draft rights traded to Toronto (2/11)... Registered a five-game point streak from 2/11-2/25 (2g, 5a)... Signed AHL ATO with Toronto (3/15)... Recorded three assists in 10 AHL games... Made AHL debut at Syracuse (3/18)... Earned first career AHL point with an assist at Grand Rapids (3/23)... **2011-12:** Posted 30 points (7g, 23a) in 75 NHL games during his rookie season with the Maple Leafs... Finished sixth in Calder Trophy voting... Ranked second among Toronto defensemen in goals, assists and points... Added two assists in four AHL games with the Marlies... Began the season in the NHL... Made NHL

debut vs. MTL (10/6)... Recorded first career NHL point with an assist at BOS (10/20)... Tallied two assists at TB (11/22)... Logged a season-high 28:34 of ice time at DAL (11/25)... Assigned to AHL (1/14)... Recalled to NHL (1/15)... Scored first career NHL goal and added an assist at NYI (1/24)... Scored first career power play goal at EDM (2/15)... Posted two assists at OTT (3/17)... Registered two points (1g, 1a) vs. TB (4/5)... Reassigned to AHL (4/7)... Recorded 11 points (2g, 9a) in 17 AHL playoff games... Posted an assist in AHL playoff debut vs. Rochester (4/19)... Tallied two assists vs. Abbotsford (5/3)... Scored first career AHL playoff goal at Abbotsford (5/9)... Registered a five-game assist streak from 5/21-6/2 (5a)... **2012-13:** Posted 31 points (10g, 21a) in 43 AHL games with the Marlies and tallied four assists in 12 NHL games with the Maple Leafs... Led all Marlies defensemen in goals... Began the season in the AHL... Scored first career AHL regular season goal and added an assist vs. Rochester (10/13)... Earned two assists vs. Hamilton (11/17)... Scored two goals vs. Lake Erie (12/2)... Posted three points (2g, 1a) vs. Rochester (12/8)... Recalled to NHL (1/13)... Reassigned to AHL (1/25)... Registered two assists vs. Chicago (2/9)... Tallied three points (1g, 2a) vs. St. John's (2/24)... Recorded two assists vs. Syracuse (3/6)... Posted two assists vs. Peoria (3/10)... Recalled to NHL (3/20)... Logged a season-high 24:16 of ice time at BUF (3/21)... Tallied two assists vs. NYI (4/18)... Added five points (1g, 4a) in six NHL playoff games... Earned an assist in NHL playoff debut in Game 2 of Eastern Conference Quarterfinal series at BOS (5/4)... Scored first career NHL playoff goal in Game 3 vs. BOS (5/6)... Tallied two assists in Game 4 vs. BOS (5/8)... **2013-14:** Recorded 31 points (10g, 21a) in 80 NHL games with Toronto... Led all Maple Leafs defensemen in goals and finished tied for second among team blueliners in points... Played 100th career NHL game at EDM (10/29)... Took a season-high seven shots at BOS (11/9)... Posted a four-game point streak from 12/5-12/11 (1g, 3a)... Scored first career NHL game-winning goal at COL (1/21)... Logged a season-high 26:21 of ice time and scored two goals, including his first career NHL shorthanded goal at SJ (3/11)... Tallied a four-game assist streak from 3/23-3/29 (6a)... Posted two assists vs. STL (3/25)... Recorded two assists vs. DET (3/29)... Earned two assists at FLA (4/10)... **2014-15:** Registered 24 points (4g, 20a) in 79 NHL games with Toronto... Tallied two assists vs. WSH

(11/29)... Played 200th career NHL game at FLA (12/28)... Posted two assists at OTT (1/21)... Logged a season-high 26:49 of ice time at NJ (1/28)... Recorded two assists vs. EDM (2/7)... Registered two assists at CGY (3/13)... **2015-16:** Tallied 31 points (7g, 24a) in 79 NHL games with Toronto... Finished second among team defensemen in goals, assists and points... Posted two points (1g, 1a) at DAL (11/10)... Recorded a career-high four assists at COL (12/21)... Earned 100th career NHL point with an assist vs. NYI (12/29)... Tallied two assists at VAN (2/13)... Played 300th career NHL game vs. PHI (2/20)... Logged a season-high 27:59 of ice time vs. NYI (3/9)... Registered two assists vs. CGY (3/21)... Posted two assists at FLA (3/29)... **2016-17:** Posted 43 points (9g, 34a) in 82 NHL games with Toronto... Appeared in every game for the first time in his NHL career... Set a career high in goals... Led all Maple Leafs defensemen in goals, assists and points... Took a season-high six shots vs. MIN (12/7)... Registered a five-game point streak from 12/10-12/17 (2g, 3a)... Earned 100th career NHL assist at ARI (12/15)... Posted two assists at COL (12/22)... Earned two assists in Centennial Classic vs. DET (1/1)... Logged a career-high 29:24 of ice time vs. BUF (1/17)... Recorded three points (1g, 2a) at CAR (2/19)... Tallied two assists at CBJ (3/22)... Played 400th career NHL game vs. FLA (3/28)... Registered two assists at NSH (3/30)... Posted two assists vs. PIT (4/8)... Added three points (1g, 2a) in six playoff games... Scored a goal in Game 1 of Eastern Conference First Round at WSH (4/13)... **2017-18:** Tallied a career-high 52 points (5g, 47a) in 82 NHL games with Toronto...

Appeared in every game for the second straight season... Led team defensemen in assists and finished tied for the lead among team defensemen in points... Recorded 10 multi-point games... Posted two assists at CAR (11/24)... Tallied two assists at EDM (11/30)... Logged a season-high 28:07 of ice time vs. OTT (1/10)... Registered a career-best six-game assist streak from 1/18-1/31 (10a)... Posted three assists at OTT (1/20)... Earned three assists at DAL (1/25)... Tallied three assists vs. ANA (2/5)... Registered an assist in five straight games from 2/18-2/26 (5a)... Recorded an assist for his 200th career NHL point vs. FLA (2/20)... Posted a five-game assist streak from 3/26-4/2 (6a)... Tallied two assists at NYI (3/30)... Registered two assists vs. MTL (4/7)... Added two assists in seven NHL playoff games... **2018-19:** Completed his eighth NHL season... Tallied 30 points (3g, 27a) in 62 NHL games with Toronto... Finished second among Maple Leafs defensemen in assists, points and average time on ice (21:13)... Missed 20 games due to injury... Posted two assists vs. LA (10/15)... Scored a goal in his 500th career NHL game vs. WPG (10/27)... Registered a five-game assist streak from 12/1-12/11 (1g, 7a)... Recorded two points (1g, 1a) at BUF (12/4)... Tallied two assists vs. DET (12/6)... Posted two assists at BOS (12/8)... Recorded two assists at FLA (12/15)... Registered two assists vs. PIT (2/2)... Earned 200th career NHL assist vs. BUF (2/25)... Logged a season-high 26:35 of ice time at MTL (4/6)... Posted two assists in seven playoff games.





MORGAN GEEKIE 67



Center • Shoots Right

Acquired: 2017 NHL Draft

6'2" • 192 lbs.

2019-20 Teams: Carolina (NHL), Charlotte (AHL)

7/20/98 • Strathclair, Man.

Drafted: Carolina 2017 (3-67)

CAREER STATS

YEAR	TEAM	LEAGUE	REGULAR SEASON					PLAYOFFS				
			GP	G	A	P	PIM	GP	G	A	P	PIM
2013-14	Tri-City	WHL	1	1	0	1	0	—	—	—	—	—
2014-15	Tri-City	WHL	9	0	2	2	0	2	0	0	0	0
2015-16	Tri-City	WHL	66	12	13	25	10	—	—	—	—	—
2016-17	Tri-City	WHL	72	35	55	90	40	4	1	0	1	4
2017-18	Tri-City	WHL	68	30	54	84	32	14	17	10	27	4
2018-19	Charlotte	AHL	73	19	27	46	22	19	8	10	18	6
2019-20	Carolina	NHL	2	3	1	4	2	8	0	1	1	0
	Charlotte	AHL	55	22	20	42	54	—	—	—	—	—
Hurricanes/NHL Totals (1 season)			2	3	1	4	2	8	0	1	1	0

June 24, 2017 — Selected by the Carolina Hurricanes in the 2017 NHL Draft. Third round, 67th overall.
May 10, 2018 — Signed a three-year, entry-level contract with the Carolina Hurricanes.

HIGHLIGHTS

NHL FIRSTS:

Game: 3/8/20; 6-2 W at PIT

Point: 3/8/20; 6-2 W at PIT (goal)

Goal: 3/8/20; 6-2 W at PIT (Jarry)

SHOOTOUTS:

0 attempts, 0 goals

0 game-deciding goals

NHL HIGHS:

Goals: 2 (3/8/20; 6-2 W at PIT)

Assists: 1 (3/8/20; 6-2 W at PIT)

Points: 3 (3/8/20; 6-2 W at PIT)

Penalty Min: 2 (3/8/20; 6-2 W at PIT)

Goal Streak: 2 (3/8/20-3/10/20: 3g, 1a)

Assist Streak: None

Point Streak: 2 (3/8/20-3/10/20: 3g, 1a)

PERSONAL

Morgan and his fiancée, Emma, spend their summers in Winnipeg... His nickname is Geeks... His father, Craig, played hockey professionally for the Oklahoma City Blazers of the Central Hockey League (CHL)... He began playing hockey at the age of four... His favorite player growing up was Pavel Datsyuk and his favorite team was the St. Louis Blues... Morgan's favorite television show is The Office, favorite musician is John Mayer, favorite movie is National Treasure and favorite actor is Jason Bateman... His first job was cutting grass... Morgan is on Twitter at @M_14Geekie and Instagram at @MorganGeekie... His favorite thing to

do away from the rink is play golf... Morgan's favorite restaurant is T.R. McKoys in Clear Lake, Man., and his favorite food is grilled cheese and tomato soup... His favorite sport is baseball, favorite athlete is Ken Griffey Jr. and favorite team is the Tampa Bay Rays... Morgan's biggest talent outside of hockey is guitar... His favorite road city is Winnipeg, favorite road arena is Little Caesars Arena in Detroit and favorite team to play against is the New York Rangers... His most memorable hockey moment was winning the Calder Cup with the Charlotte Checkers in 2019.



2019-20 REGULAR SEASON

Completed his first NHL/Hurricanes season... Recorded four points (3g, 1a) in two NHL games with Carolina... Spent the majority of the season with Charlotte (AHL)... Registered 42 points (22g, 20a) in 55 AHL games... Named the CCM/AHL Player of the Week (3/2)... Posted career highs in goals, power-play goals (8) and game-winning goals (5)... Ranked third on the Checkers in goals, tied for third in points and tied for sixth in assists... Ranked tied for first in power-play goals... Posted a Charlotte franchise-record 14-game point streak (1/8-2/11: 11g, 7a)... Also recorded a six-game goal streak (1/25-2/11: 6g, 2a), tying the longest goal streak in the AHL this season... Scored two goals vs. Bridgeport (10/12)... Earned three points (1g, 2a) at Syracuse (10/19)... Recorded three points (1g, 2a) vs. Syracuse (12/13)... Tallied three points (2g, 1a) vs. Toronto (1/19)... Scored a goal vs. Hartford (2/8), extending his point streak to 13 games, breaking the franchise record previously held by Ryan Murphy and Greg McKegg (12)... Recorded his first career hat trick (3g) at Hershey (3/1)... Recalled to Carolina (3/7)... Recorded three points (2g, 1a) in his NHL/Hurricanes debut at PIT (3/8)... Scored his first career NHL goal on his first shot of the game... Became the

22nd player in franchise history to score a goal in his NHL debut and the sixth player in franchise history to post a multi-point game in their NHL debut... Became just the second player in franchise history to post three points in his NHL debut, joining Dan Bourbonnais (1g, 2a) at WPG (12/30/81)... Is the second player in franchise history to score two goals in his NHL debut, joining Brad DeFauw (2g) vs. CBJ (3/10/03)... Scored a goal at DET (3/10), becoming the fourth player in franchise history to score a goal in each of his first two career NHL games... Is the only player in franchise history to score three goals through his first two career NHL games... Tallied one assist in eight playoff games... Made NHL playoff debut in Game 1 of Eastern Conference Qualifying Round vs. NYR (8/1)... Registered first career NHL playoff point (assist) in Game 2 vs. NYR (8/3)... Played a playoff-career-high 16:14 in Game 1 of Eastern Conference First Round at BOS (8/12). **Longest goal streak:** 2 games (3/8-3/10: 3g, 1a)... **Longest point streak:** 2 games (3/8-3/10: 3g, 1a)... **Multi-goal games:** 1 (3/8 at PIT: 2g, 1a)... **Multi-point games:** 1 (3/8 at PIT: 2g, 1a).

CAREER

Selected by the Hurricanes in the third round, 67th overall, in the 2017 NHL Draft... Signed a three-year, entry-level contract with Carolina on 5/10/18... Registered 202 points (78g, 124a) in 216 career WHL games with Tri-City... **2013-14:** Made his WHL debut with the Tri-City Americans and scored Tri-City's lone goal against Seattle (3/16)... **2014-15:** Earned two assists in nine games with the Americans... Earned his first career WHL assist at Prince George (1/7)... Skated in two WHL playoff games with Tri-City and made his WHL Playoff debut at Kelowna (3/27)... **2015-16:** Recorded 25 points (12g, 13a) in 66 games with the Americans during the 2015-16 season... Ranked seventh on the team in goals... Recorded four multi-point games, including his first career multi-point game (1g, 1a) at Portland (12/27)... **2016-17:** Registered 90 points (35g, 55a) in 72 games with Tri-City... Set AHL career highs in points, goals, assists and games played... Led the team in points and goals, ranked tied for first in game-winning goals (5), second in power-play goals (14) and third in assists... Ranked tied for ninth in the WHL in points... Was named to the WHL (West) Second All-Star Team... Recorded 25 multi-point games and five multi-goal games... Tallied a pair of four-assist games (1/11, 2/25)... Posted an eight-game point streak (1/6-1/21: 5g, 9a)... **2017-18:** Registered 84 points (30g, 54a) in 68 games with Tri-City... Led the team in points, assists and game-winning goals (6) and ranked third in goals... Posted 25 multi-point games, including five multi-goal games... Tallied three assists at Victoria (10/11)... Earned a hat trick and added an assist (3g, 1a) at Medicine Hat (12/13)... Recorded four points (1g, 3a) at Portland (12/27)... Earned four points (1g, 3a) vs. Victoria (1/31)... Registered three assists at Portland (3/10)... Finished the regular season on a season-high, eight-game point streak (3/6-3/18: 5g, 9a)... Named the WHL Player of the Month for March... Registered 27 points (17g, 10a) in 14 WHL playoff games as Tri-City fell to Everett in the Western Conference Finals... Led the WHL in goals and ranked tied for first in game-winning goals (4) during the playoffs... Ranked tied for sixth in playoff points and power-play goals (5)... Earned a point in

11 of 14 playoff games... Posted seven multi-point games... Registered 13 points (9g, 4a) in a four-game sweep of Kelowna in the first round, including a hat trick in Game 4 (3/29)... Earned his second hat trick of the playoffs and added an assist (3g, 1a) in Game 3 at Victoria (4/10)... Posted 11 points (6g, 5a) in a four-game sweep of Victoria in the second round... Scored a goal in Game 1 at Everett (4/20), extending his playoff goal streak to nine games (3/22-4/20: 16g, 9a)... **2018-19:** Completed his first professional season with Charlotte (AHL)... Tallied 46 points (19g, 27a) in 73 games... Finished fourth on the Checkers in goals and fifth in assists and points... Finished eighth among all AHL rookies in goals and points... Posted an assist in AHL debut at Rochester (10/5)... Scored first career AHL goal at Rochester (10/6)... Recorded a four-game point streak from 10/24-11/2 (3g, 2a)... Posted first career AHL multi-point game with two points (1g, 1a) vs. Providence (11/2)... Registered three points (1g, 2a) at Laval (12/29)... Tallied two points (1g, 1a) at Belleville (1/5)... Posted two points (1g, 1a) vs. Bridgeport (1/16)... Recorded two points (1g, 1a) vs. Cleveland (2/5)... Registered two points (1g, 1a) vs. Lehigh Valley (2/23)... Tallied two assists at Lehigh Valley (3/10)... Posted two assists vs. Syracuse (3/20)... Recorded two points (1g, 1a) at Hartford (3/29)... Registered two points (1g, 1a) vs. Springfield (4/7)... Added 18 points (8g, 10a) in 19 AHL playoff games as Charlotte captured their first Calder Cup Championship... Finished tied for second on the team and in the AHL in playoff points... Recorded an eight-game point streak from 4/20-5/8 (5g, 6a) in his first eight career AHL playoff games... Scored two goals in his AHL playoff debut in Game 1 at Providence (4/20)... Scored the series-clinching goal in Game 4 vs. Providence (4/26)... Tallied three assists in Game 4 vs. Hershey (5/8)... Recorded two points (1g, 1a) including the double-overtime series-clinching goal in Game 6 of the Eastern Conference Finals vs. Toronto (5/26)... Posted two points (1g, 1a) in Game 5 of Calder Cup Finals at Chicago (6/8).



DOUGIE HAMILTON 19



Defenseman • Shoots Right

6'6" • 227 lbs.

6/17/93 • Toronto, Ont.

Acquired: 6/23/18, Trade with Calgary

2019-20 Team: Carolina (NHL)

Drafted: Boston 2011 (1-9)

CAREER STATS

YEAR	TEAM	LEAGUE	REGULAR SEASON					PLAYOFFS				
			GP	G	A	P	PIM	GP	G	A	P	PIM
2009-10	Niagara	OHL	64	3	13	16	34	5	0	1	1	4
2010-11	Niagara	OHL	67	12	46	58	77	14	4	12	16	16
2011-12	Niagara	OHL	50	17	55	72	47	20	5	18	23	16
2012-13	Boston	NHL	42	5	11	16	14	7	0	3	3	0
	Niagara	OHL	32	8	33	41	32	—	—	—	—	—
2013-14	Boston	NHL	64	7	18	25	40	12	2	5	7	14
2014-15	Boston	NHL	72	10	32	42	41	—	—	—	—	—
2015-16	Calgary	NHL	82	12	31	43	46	—	—	—	—	—
2016-17	Calgary	NHL	81	13	37	50	64	4	0	1	1	8
2017-18	Calgary	NHL	82	17	27	44	64	—	—	—	—	—
2018-19	Carolina	NHL	82	18	21	39	54	15	3	4	7	10
2019-20	Carolina	NHL	47	14	26	40	32	5	1	1	2	4
Hurricanes Totals (2 seasons)			129	32	47	79	86	20	4	5	9	14
NHL Totals (8 seasons)			552	96	203	299	355	43	6	14	20	36

June 24, 2011 — Selected by the Boston Bruins in the 2011 NHL Draft. First round, ninth overall.

June 26, 2015 — Acquired by the Calgary Flames from the Boston Bruins in exchange for a first-round selection in the 2015 NHL Draft (Zach Senyshyn) and two second-round selections in the 2015 NHL Draft (Jeremy Lauzon, Jakob Forsbacka-Karlsson).

June 23, 2018 — Acquired by the Carolina Hurricanes from the Calgary Flames along with Micheal Ferland and Adam Fox in exchange for Noah Hanifin and Elias Lindholm.

PERSONAL

Dougie's mother, Lynn, and father, Doug, both represented Canada at the Summer Olympics... Lynn played basketball at the Games in 1984, and Doug competed in rowing in 1984 and 1988, winning a bronze medal in 1984... His brother, Freddie, has played 75 NHL games for San Jose, Colorado, Calgary and Arizona... Dougie and Freddie have been teammates at both the OHL and NHL level, playing together for Niagara (2009-12) and Calgary (2015-18)... Dougie spends his offseasons in St. Catherine's, Ont... He began playing hockey at the age of four... Dougie's biggest influence is his older brother, Freddie, and the best advice he

has been given during his career is "believe in yourself"... His favorite app is Snapchat and his favorite musical group is Mumford and Sons... His favorite food is grilled cheese and his favorite restaurant is Mike's Pastry... His favorite holiday is Christmas and favorite sport other than hockey is basketball... Dougie's favorite athlete and person he would most like to meet is Steph Curry... If he was not playing hockey, he would most likely be working in business... His favorite road city is Toronto and his biggest superstition is keeping the same routine.

HIGHLIGHTS

NHL FIRSTS:

Game: 1/19/13; 3-1 W vs. NYR

Point: 1/23/13; 4-3 L (OT) at NYR (assist)

Goal: 2/15/13; 4-2 L at BUF (Miller)

SHOOTOUTS:

5 attempts, 3 goals (60.0%)

2 game-deciding goals

NHL HIGHS:

Goals: 3 (2/17/18; 6-3 L vs. FLA)

Assists: 3-6x (last: 12/17/19; 6-3 W at WPG)

Points: 3-15x (last: 12/17/19; 6-3 W at WPG)

Penalty Min: 10-2x (last: 2/26/19; 6-1 W vs. LA)

Goal Streak: 4 (10/6/19-10/12/19: 4g, 2a)

Assist Streak: 3-10x (last: 11/14/19-11/19/19: 1g, 3a)

Point Streak: 6-2x (last: 11/7/19-11/19/19: 3g, 4a)



2019-20 REGULAR SEASON

Completed his eighth NHL season and second with the Hurricanes... Registered 40 points (14g, 26a) in 47 games... Set career highs in plus/minus (+30) and overtime goals (2)... Ranked tied for third in the NHL in plus/minus... Led Carolina defensemen in goals and points... Ranked eighth in the NHL among defensemen in goals... Recorded at least one shot on goal in every game for the fourth straight season, extending his streak to 294 consecutive games with at least one shot on goal, which is the longest active streak in the NHL... Suffered broken left fibula at CBJ (1/16) and missed 21 games due to the injury... Selected to his first NHL All-Star Game but could not attend due to injury... Finished seventh in Norris Trophy voting... Registered two assists vs. MTL (10/3)... Tallied two points (1g, 1a) and scored a power-play goal vs. TB (10/6)... Earned two points (1g, 1a) vs. NYI (10/11)... Scored a goal vs. CBJ (10/12), extending his goal streak to four games (10/6-10/12: 4g, 2a)... Tallied three assists vs. DET (11/1), extending his point streak to six games (10/16-11/1: 2g, 6a)... Played 100th career Hurricanes game vs. OTT (11/11)... Registered two points (1g, 1a), including the game-winning goal in overtime at BUF

(11/14)... Earned an assist at CHI (11/19), extending his point streak to six games (11/7-11/19: 3g, 4a)... Earned two points (1g, 1a) and scored the game-winning goal vs. FLA (11/23)... Logged a season-high 27:48 of ice time at NYR (11/27)... Recorded two assists at TB (11/30)... Earned two points (1g, 1a) at EDM (12/10)... Scored a power-play goal at CGY (12/14)... Recorded three assists at WPG (12/17)... Recorded 200th career NHL assist vs. FLA (12/21)... Scored a goal and was +4 vs. WSH (12/28)... Recorded two points (1g, 1a) and scored game-winning goal in overtime vs. PHI (1/7)... Recorded two points (1g, 1a) in five playoff games... Ranked second on team in playoff ice time per game (24:55)... Returned to the lineup for the first time since 1/16 in Game 1 of Eastern Conference First Round at BOS (8/12)... Scored the game-winning goal in Game 2 at BOS (8/13)...
Longest goal streak: 4 games (10/6-10/12: 4g, 2a)... **Longest assist streak:** 3 games-2x (last: 11/14-11/19: 1g, 3a)... **Longest point streak:** 6 games-2x (last: 11/7-11/19: 3g, 4a)... **Multi-assist games:** 4 (last: 12/17 at WPG: 3a)... **Multi-point games:** 10 (last: 1/7 vs. PHI: 1g, 1a).

CAREER

Entering his ninth NHL season and third with the Hurricanes... Acquired from the Calgary Flames along with Micheal Ferland and Adam Fox on June 23, 2018 in exchange for Noah Hanifin and Elias Lindholm... Traded to the Calgary Flames from the Boston Bruins on June 26, 2015 in exchange for a first-round selection in the 2015 NHL Draft (Zach Senyshyn) and two second-round selections in the 2015 NHL Draft (Jeremy Lauzon, Jakob Forsbacka-Karlsson)... Signed a six-year contract on June 30, 2015, that runs through the 2020-21 season... Represented Canada at the IIHF World Junior Championships in 2012 and 2013, winning bronze in 2012... **2009-10:** Posted 16 points (3g, 13a) in 65 games in his first OHL season with Niagara... Was named to the OHL All-Rookie team and selected as Niagara's Rookie of the Year... Picked up his first OHL point with an assist vs. Mississauga (10/1)... Scored his first OHL goal at Oshawa (11/29)... Appeared in five playoff games, recording one assist... **2010-11:** Recorded 58 points (12g, 46a) in 67 games with Niagara, finishing fourth in the OHL in points among defensemen... Named CHL Scholastic Player of the Year and OHL Second Team All-Star... Won a gold medal with Canada at the 2010 Ivan Hlinka Memorial Tournament, with three points (1g, 2a) in five games... Posted a four-assist game against Ottawa (11/20)... Recorded a pair of three-point games (both 1g, 2a), against Barrie (12/17) and Kingston (1/9)... Had a season-long six-game point streak from 1/9-1/22 (3g, 7a)... Led the IceDogs in playoff scoring, with 16 points (4g, 12a) in 14 games... Entered the 2011 NHL Draft ranked fourth among North American skaters by NHL Central Scouting... Drafted ninth overall by the Boston Bruins... **2011-12:** Led OHL defensemen in scoring with 72 points (17g, 55a) in 50 games... Named CHL Defenseman of the Year and OHL First-Team All-Star... His 55 assists were tied for the third-most among OHL skaters... Nine of his 17 goals came on the power play... Recorded 22 multi-point games, including eight three-point

games and a pair of four-point performances... Posted a ten-game point streak from 11/5-12/1 (4g, 13a)... Represented Canada at the 2012 IIHF World Junior Championship, posting six points (2g, 4a) in six games and winning a bronze medal... Finished tied for second on the IceDogs in playoff scoring, with 23 points (5g, 18a) in 20 games... Recorded a seven-game point streak during the playoffs (3g, 9a)... **2012-13:** Started the season with Niagara, posting 41 points (8g, 33a) in 32 games... Represented Canada at the 2013 IIHF World Junior Championship, with two points (1g, 1a) in six games... Joined the Bruins at the conclusion of the lockout, skating in 42 NHL games with 16 points (5g, 11a)... Finished 11th in Calder Trophy voting... Made his NHL debut vs. NYR (1/19)... Logged a season-high 23:27 of ice time vs. WPG (1/21)... Recorded his first NHL point in his third game, with an assist at NYR (1/23)... Posted a three-game assist streak from 1/23-1/28 (4a)... Scored his first NHL goal and had his first multi-point game (1g, 1a) at BUF (2/15)... Recorded his first two-assist game at TB (2/21)... Recorded a four-game point streak from 2/28-3/5 (2g, 2a)... Appeared in seven playoff games, posting three assists... Made his playoff debut vs. TOR (5/4)... Posted his first career playoff point with an assist vs. NYR (5/16)... **2013-14:** Skated in 64 games with the Bruins, recording 25 points (7g, 18a)... Scored his first career game-winning goal at BUF (10/23)... Logged a season-high 25:24 of ice time vs. ANA (10/31)... Recorded a three-game point streak from 11/2-11/7 (1g, 2a)... Earned his first career three-point game (1g, 2a) at NYR (3/2)... Played his 100th game at DET (4/2)... Appeared in 12 playoff games with seven points (2g, 5a)... Scored his first career playoff goal, the game-winner, at DET (4/22)... Posted a five-game point streak in the playoffs from 4/22-5/3 (2g, 4a)... Played 26:11 in Boston's 2OT loss vs. MTL (5/1)... **2014-15:** Appeared in 72 games for Boston, recording 42 points (10g, 32a)...

CAREER CONTINUED

Posted team-highs in multi-point games (11), power play points (15) and points by a defenseman (42)... Tied for team lead in assists (32)... Logged a career-high 28:32 of ice time vs. MIN (10/28)... Recorded three-point games (1g, 2a) at TOR (10/25) and vs. EDM (11/6)... Scored his first career overtime goal vs. WPG (11/28)... Posted his first career two-goal game and added an assist vs. BUF (12/21)... Received his first career fighting major against Gabriel Landeskog at COL (1/21)... Had eight assists in ten games in March before suffering broken ribs at FLA (3/21), causing him to miss the remainder of the season... Traded by the Boston Bruins to the Calgary Flames on 6/26 in exchange for a first round selection in the 2015 NHL Draft (Zach Senyshyn) and two second round selections in the 2015 NHL Draft (Jeremy Lauzon, Jakob Forsbacka-Karlsson)... **2015-16:** Skated in 82 games for the first time in his career in his first season with the Flames, recording 43 points (12g, 31a)... Notched eight multi-point games... Made his Flames debut vs. VAN (10/7)... Scored his first goal and point with the Flames at VAN (10/10)... Played 200th NHL game at ANA (11/24)... Recorded a four-game point streak from 12/1-12/10 (1g, 3a)... Posted two assists to reach 100 career points vs. FLA (1/13)... Recorded a career-high eight shots on goal vs. SJ (3/7)... Logged a season-high 27:12 of ice time vs. NSH (3/9)... Posted three-assist games vs. STL (3/14) and at MTL (3/20)... **2016-17:** Appeared in 81 games with Calgary, posting a career-high 50 points (13g, 37a)... He led the team and set a career-high in assists (37)... Took a team-high 222 shots, recording at least one shot on goal in every game played... Finished second on the team in game-winning goals (5)... Placed ninth in Norris Trophy voting... Registered 11 multi-point games, including five three-point performances... Posted three assists at DET (11/20)... Recorded his 100th career assist at BUF (11/21)... Scored the overtime game-winning goal at ARI (12/8)... Registered two goals and an assist vs. WPG (12/10)... Posted a three-game assist streak from 12/23-12/31 (4a)... Skated in his 300th NHL game at VAN (1/6)... Recorded a three-game point streak from 1/11-1/14 (1g, 3a)... Logged a season-high 25:25 of ice time at PIT (2/7)... Posted a goal and two assists at TB (2/23)... Recorded three assists at WPG (3/11)... Appeared in four playoff games, recording an assist at ANA (4/13)... **2017-18:** Completed his sixth NHL season and third with Calgary... Finished tied for the League lead among defensemen in goals (17)... Set new career highs in average time on ice (21:32) and shots (270)... Ranked second in the NHL among defensemen in shots... Finished 14th in Norris Trophy voting... Recorded at least one shot on goal in every game for the second straight season, bringing his streak

to 165 consecutive games with a shot on goal... Played in all 82 games for the second time in his career... Tied his previous career high in penalty minutes (64), set in 2016-17... Posted 12 multi-point games... Recorded his first goal and multi-point game of the season (1g, 1a) at VAN (10/14)... Logged a season-high 26:10 of ice time 11/2 vs. PIT... Scored the game-winning goal in back-to-back games vs. ANA (1/6) and at MIN (1/9)... Recorded a career-long five-game point streak from 1/6-1/14 (4g, 2a)... Scored two goals at CAR (1/14)... Matched a career-high with eight shots on goal vs. WPG (1/20)... Notched his 200th career point with an assist vs. VGK (1/30)... Scored his first career hat trick while skating in his 400th career game vs. FLA (2/17)... **2018-19:** Completed his seventh NHL season and first with Carolina... Led Hurricanes defensemen in goals (18) and points (39)... Finished second among NHL defensemen in goals... Skated in all 82 games for the second straight season and third time in his career... Took a team-high 259 shots on goal... Recorded at least one shot on goal in every game for the third straight season, extending his streak to 247 consecutive games with at least one shot on goal, which is the longest active streak in the NHL... Set career highs in goals and hits (160)... Made Hurricanes debut and earned first Hurricanes point with an assist vs. NYI (10/4)... Logged a season-high 23:10 of ice time at MIN (10/13)... Scored first Hurricanes goal vs. SJ (10/26)... Notched first Hurricanes multi-point game (1g, 1a) at PHI (1/3)... Posted a three-game goal streak from 1/3-1/6 (3g, 1a) and a five-game point streak from 1/3-1/10 (3g, 3a)... Scored a goal in his return to CGY (1/22)... Tallied two points (1g, 1a) at VAN (1/23)... Recorded two points (1g, 1a) vs. CGY (2/3)... Posted three points (2g, 1a) and took a career-high nine shots vs. LA (2/26)... Scored the game-winning goal at COL (3/11)... Tallied a three-game point streak from 3/16-3/21 (1g, 2a)... Played 500th career NHL game vs. WSH (3/28)... Scored two goals at TOR (4/2)... Ended the season with a three-game point streak from 4/2-4/6 (2g, 2a)... Recorded seven points (3g, 4a) in 15 postseason games, setting playoff career highs in goals and games played and tying his career high in points... Ranked tied for third among NHL defensemen in playoff goals... Tallied an assist in his Hurricanes playoff debut in Game 1 of the Eastern Conference First Round at WSH (4/11)... Scored two goals in Game 3 vs. WSH (4/15), marking his first career multi-goal playoff game... Became the third defenseman in franchise history to score two goals in a playoff game (Sean Hill, Dave Babych)... Earned two points (1g, 1a) in Game 6 vs. WSH (4/22).

DOUGIE HAMILTON CAREER HIGHLIGHTS

Feeling Offensive: Since joining the Hurricanes in 2018-19, Dougie Hamilton ranks first among NHL defensemen in goals (32). In addition, he ranks second among NHL defensemen in goals (74) since the 2015-16 season, trailing Brent Burns (96).

Perfect 10: Hamilton is one of four defensemen in the NHL to score at least 10 goals in each of the last six seasons (2014-20), joining Brent Burns (SJ), Victor Hedman (TB) and Roman Josi (NSH).

All-Star: Selected to participate in the 2020 NHL All-Star Game in St. Louis, but could not attend due to injury.

Shoot Your Shot: Recorded at least one shot on goal in 294 consecutive games (4/7/16-1/16/20), which is the longest active streak in the NHL.

O Canada: Represented Canada at the IIHF World Junior Championships in 2012 and 2013, winning bronze in 2012, and won a gold medal with Canada at the 2010 Ivan Hlinka Memorial Tournament.





JORDAN MARTINOOK 48



Right Wing • Shoots Left

6'1" • 204 lbs.

7/25/92 • Brandon, Man.

Acquired: 5/3/2018, Trade with Arizona

2019-20 Team: Carolina (NHL)

Drafted: Arizona 2012 (2-58)

CAREER STATS

YEAR	TEAM	LEAGUE	REGULAR SEASON					PLAYOFFS				
			GP	G	A	P	PIM	GP	G	A	P	PIM
2008-09	Drayton Valley	AJHL	2	0	0	0	0	—	—	—	—	—
2009-10	Drayton Valley	AJHL	59	21	19	40	48	—	—	—	—	—
2010-11	Vancouver	WHL	72	11	17	28	67	4	1	0	1	8
2011-12	Vancouver	WHL	72	40	24	64	80	6	3	6	9	2
2012-13	Portland	AHL	53	9	10	19	30	3	0	1	1	0
2013-14	Portland	AHL	67	14	16	30	48	—	—	—	—	—
2014-15	Arizona	NHL	8	0	1	1	0	—	—	—	—	—
	Portland	AHL	62	15	28	43	41	—	—	—	—	—
2015-16	Arizona	NHL	81	9	15	24	18	—	—	—	—	—
2016-17	Arizona	NHL	77	11	14	25	40	—	—	—	—	—
2017-18	Arizona	NHL	81	6	9	15	45	—	—	—	—	—
2018-19	Carolina	NHL	82	15	10	25	38	10	0	4	4	6
2019-20	Carolina	NHL	45	2	11	13	22	8	2	1	3	8
Hurricanes Totals (2 seasons)			127	17	21	38	60	18	2	5	7	14
NHL Totals (6 seasons)			374	43	60	103	163	18	2	5	7	14

June 23, 2012 — Selected by the Phoenix Coyotes in the 2012 NHL Draft. Second round, 58th overall.

May 3, 2018 — Acquired by the Carolina Hurricanes along with a fourth-round pick in the 2018 NHL Draft (Luke Henman) in exchange for Marcus Kruger and a third-round pick in the 2018 NHL Draft (Ty Emberson).

HIGHLIGHTS

NHL FIRSTS:

Game: 12/6/14; 5-2 L vs. BOS

Point: 2/16/15; 5-2 L at COL (assist)

Goal: 10/10/15; 2-1 W vs. PIT (Fleury)

SHOOTOUTS:

0 attempts, 0 goals

0 game-deciding goals

NHL HIGHS:

Goals: 3 (11/23/18; 4-1 W vs. FLA)

Assists: 2-6x (last: 3/8/20; 6-2 W at PIT)

Points: 3-2x (last: 11/23/18; 4-1 W vs. FLA)

Penalty Min: 5 (3/10/18; 5-2 L at COL)

Goal Streak: 2-3x (last: 10/5/18-10/7/18: 2g, 1a)

Assist Streak: 2-5x (last: 3/23/19-3/24/19: 2a)

Point Streak: 3-4x (last: 2/13/17-2/16/17: 3g, 2a)

PERSONAL

Jordan and his wife, Courtney, have a son named Chase... They spend their summers in Alberta... He began playing hockey at four years old and his first team was LJ Auto Body... Jordan's biggest influences on his career are his parents... Growing up, his favorite team was the Philadelphia Flyers and his favorite player was Eric Lindros... His first job was working as a RV detailer... His favorite television show is Entourage, favorite movie is Tin Cup, favorite artist is Jason Aldean and favorite actor is Mark Wahlberg, who is also the person

he would most like to meet... His favorite app is Instagram... Jordan is on Twitter at @Martyman17... His favorite food is steak and potatoes, favorite holiday is Christmas, and favorite vacation spot is Cabo San Lucas... Other than hockey, Jordan's favorite sport is football and his favorite athlete is Tom Brady... His favorite road city is Montreal and his favorite road arena is the Staples Center in Los Angeles... Jordan's most memorable hockey moment is his first NHL game on Dec. 6, 2014.



2019-20 REGULAR SEASON


Completed his sixth NHL season and second with the Hurricanes... Registered 13 points (2g, 11a) in 45 games... Ranked fifth on the team in hits (72)... Named an alternate captain (9/29)... Registered an assist at WSH (10/5)... Earned an assist at MIN (11/16)... Scored a goal at TB (11/30)... Logged a season-high 15:06 of ice time at BOS (12/3)... Scored the game-winning goal at EDM (12/10)... Earned two assists in his 100th Hurricanes game at CGY (12/14)... Registered two assists at COL (12/19)... Earned an assist vs. WSH (12/28)... Recorded 100th career NHL point

(assist) vs. PHI (1/7)... Tallied two assists at PIT (3/8)... Missed 22 games due to injury... Registered three points (2g, 1a) in eight playoff games... Ranked tied for second on team in playoff hits (26)... Scored first career NHL playoff goal in Game 2 of Eastern Conference Qualifying Round vs. NYR (8/3)... Scored a goal in Game 4 of Eastern Conference First Round vs. BOS (8/17)... Earned an assist and played a playoff career-high 15:45 in Game 5 at BOS (8/19)... **Multi-assist games:** 3 (last: 3/8 at PIT: 2a)... **Multi-point games:** 3 (last: 3/8 at PIT: 2a).

CAREER

Entering his seventh NHL season and third with the Hurricanes... Acquired from the Arizona Coyotes on May 3, 2018 along with a fourth-round pick in the 2018 NHL Draft (Luke Henman) in exchange for Marcus Kruger and a third-round pick in the 2018 NHL Draft (Ty Emberson)... Signed a two-year extension with Carolina on 1/29/19 that runs through the 2020-21 season... **2010-11:** Played 72 games with Vancouver (WHL), recording 28 points (11g, 17a)... Scored a goal in his WHL debut vs. Chilliwack (9/24)... Scored goals in back-to-back games vs. Brandon (10/22) and vs. Everett (10/23), and repeated the feat at Edmonton (11/26) and at Red Deer (11/27)... Registered his first WHL three-point game vs. Seattle (2/18; 2g, 1a)... Notched a three-game point streak from 2/25-2/27 (1g, 4a)... Appeared in four playoff games, scoring his first WHL playoff goal vs. Tri-City (3/26)... **2011-12:** Skated in 72 WHL games with Vancouver, posting 64 points (40g, 24a)... Finished second on the team in goals (40) and third in points (64)... Tied for the team lead in game-winning goals (5)... Recorded 15 multi-point games... Registered back-to-back three-point games vs. Victoria (10/21; 1g, 2a) and vs. Kelowna (10/23; 2g, 1a)... Posted his first WHL hat trick at Prince George (10/28)... Capped off an eight-game point streak from 11/20-12/9 (10g, 2a) with a hat trick vs. Portland (12/9)... Posted a five-game point streak from 12/30-1/13 (5g, 2a)... Recorded a four-game point streak from 3/9-3/16 (6g, 3a), including a four-point game (3g, 1a) vs. Kelowna (3/16)... Opened the playoffs with back-to-back four-point games vs. Spokane (3/23; 2g, 2a and 3/24; 1g, 3a)... Appeared in six playoff games with nine points (3g, 6a)... Drafted in the second round, 58th overall by the Arizona Coyotes... **2012-13:** Played his first professional season, appearing in 53 games with Portland (AHL), recording 19 points (9g, 10a)... Registered his first AHL point (assist) at Manchester (11/25)... Scored his first pro goal at Wilkes-Barre/Scranton (12/8)... Notched a three-game point streak from 2/26-3/3, including a three-point game (2g, 1a) vs. Providence (2/26)... Posted a three-game point streak from 3/24-3/29 (2g, 1a)... Appeared in three playoff games, recording his first AHL playoff point (assist) at Syracuse (4/27)... **2013-14:** Skated in 67 games with Portland, registering 30 points (14g, 16a)... Scored a goal in back-to-back games vs. Worcester (12/14) and at Manchester (12/20), and repeated the feat at Albany (3/7) and vs. Worcester (3/8)... Recorded a four-game point streak from 3/29-4/5 (2g, 4a)... **2014-15:** Posted 43 points (15g, 28a) in 62 AHL games with Portland and had an assist in eight NHL games with Arizona... Began the season in the AHL... Posted a five-game point streak from 11/21-12/13 (2g, 5a)... Made his NHL debut vs. BOS (12/6) and played second NHL game vs. NSH (12/11) before being reassigned to the AHL... Registered a four-game point streak from 12/19-12/28 (3g, 2a)... Recalled to Arizona in Feb., playing six games from 2/13-2/24... Recorded his first NHL point (assist) and logged a

season-high 16:16 of ice time at COL (2/16)... After returning to Portland, he posted a four-game point streak from 3/1-3/8 (3g, 5a)... Recorded a five-game point streak from 3/14-3/25 (1g, 6a)... **2015-16:** Skated in 81 games with the Coyotes, posting 24 points (9g, 15a)... Led all Coyotes forwards in shorthanded time on ice (209:28)... Scored his first NHL goal, also the game-winner, against Marc-Andre Fleury vs. PIT (10/10)... Logged a season-high 20:15 of ice time vs. COL (11/5)... Posted his first career multi-point game (1g, 1a) vs. CBJ (12/17)... Registered two assists at EDM (1/2)... Scored the game-winning goal vs. LA (1/23)... Recorded a three-game point streak from 1/26-2/4 (2g, 2a)... Notched a three-game point streak from 2/22-2/25 (1g, 2a)... Scored his first career shorthanded goal vs. FLA (3/5)... **2016-17:** Appeared in 77 games with Arizona, recording career highs in goals (11) and points (25)... Opened the season with a three-game point streak from 10/15-10/20 (2g, 2a)... Scored two goals at COL (11/8)... Logged a career-high 20:22 of ice time vs. CGY (12/8)... Skated in his 200th career game vs. PIT (12/16)... Had a three-game point streak from 2/13-2/16 (3g, 2a), including a shorthanded game-winning goal in a three-point game (2g, 1a) at LA (2/16)... Scored the game-winning goal at CAR (3/3)... Registered two assists vs. NJ (3/11)... **2017-18:** Posted 15 points (6g, 9a) in 81 games with Arizona... Matched his career high in games played... Scored his first goal of the season at PHI (10/30)... Registered an assist while playing in his 200th career game vs. PIT (12/16)... Posted his first multi-point game of the season (1g, 1a) vs. TOR (12/28)... Logged a season-high 18:08 of ice time vs. ANA (2/24)... Recorded a goal in back-to-back games vs. MIN (3/1) and vs. OTT (3/3)... Posted his first career fighting major against Nathan MacKinnon at COL (3/10)... **2018-19:** Completed his fifth NHL season and first with Carolina... Posted 25 points (15g, 10a) while skating in all 82 games for the first time in his career... Set career highs in goals, game-winning goals (5), shots (146) and hits (199)... Tied career high in points... Led the team in hits... Made Hurricanes debut vs. NYI (10/4)... Scored first Hurricanes goal at CBJ (10/5)... Tallied two points (1g, 1a) vs. NYR (10/7)... Scored a shorthanded goal at DET (10/22)... Scored first career hat trick vs. FLA (11/23)... Scored the game-winning goal at PHI (1/3)... Signed a two-year contract extension (1/29)... Scored the game-winning goal vs. VGK (2/1)... Played 300th career game and scored a goal at PIT (2/5)... Tallied two assists at BUF (2/7)... Scored the game-winning goal at NSH (3/9)... Posted assists in back-to-back games from 3/23-3/24 (2a)... Made his NHL playoff debut in Game 1 of the Eastern Conference First Round at WSH (4/11)... Earned his first playoff point with an assist in Game 3 vs. WSH (4/15)... Tallied an assist in consecutive games (5/3-5/9: 2a).



BROCK McGINN 23



Left/Right Wing • Shoots Left

Acquired: 2012 NHL Draft

6'0" • 184 lbs.

2019-20 Team: Carolina (NHL)

2/2/94 • Fergus, Ont.

Drafted: Carolina 2012 (2-47)

CAREER STATS

YEAR	TEAM	LEAGUE	REGULAR SEASON					PLAYOFFS				
			GP	G	A	P	PIM	GP	G	A	P	PIM
2010-11	Guelph	OHL	68	10	4	14	38	6	0	0	0	2
2011-12	Guelph	OHL	33	12	7	19	25	6	1	1	2	8
2012-13	Guelph	OHL	68	28	26	54	71	3	2	2	4	11
	Charlotte	AHL	4	0	0	0	0	2	0	0	0	2
2013-14	Guelph	OHL	58	43	42	85	45	12	6	6	12	21
2014-15	Charlotte	AHL	73	15	12	27	38	—	—	—	—	—
2015-16	Carolina	NHL	21	3	1	4	10	—	—	—	—	—
	Charlotte	AHL	48	19	16	35	29	—	—	—	—	—
2016-17	Carolina	NHL	57	7	9	16	6	—	—	—	—	—
	Charlotte	AHL	9	5	3	8	6	—	—	—	—	—
2017-18	Carolina	NHL	80	16	14	30	22	—	—	—	—	—
2018-19	Carolina	NHL	82	10	16	26	20	15	2	4	6	6
2019-20	Carolina	NHL	68	7	10	17	17	8	1	1	2	2
Hurricanes Totals (5 seasons)			308	43	50	93	75	23	3	5	8	8

June 23, 2012 — Selected by the Carolina Hurricanes in the 2012 NHL Draft. Second round, 47th overall.
 April 3, 2013 — Signed a three-year, entry-level contract with the Carolina Hurricanes.

HIGHLIGHTS

NHL FIRSTS:

Game: 10/16/15; 5-3 W at DET
Point: 10/16/15; 5-3 W at DET (goal)
Goal: 10/16/15; 5-3 W at DET (Howard)

SHOOTOUTS:

7 attempts, 4 goals (57.1%)
 2 game-deciding goals


NHL HIGHS:

Goals: 2-4x (Last: 2/10/18; 3-1 W vs. COL)
Assists: 3 (1/14/17; 7-4 W vs. NYI)
Points: 4 (1/14/17; 7-4 W vs. NYI)
Penalty Min: 7 (12/2/17; 3-2 W (OT) vs. FLA)
Goal Streak: 3-2x (last: 11/7/17-11/11/17: 4g)
Assist Streak: 3 (1/3/19-1/6/19: 1g, 3a)
Point Streak: 3-4x (last: 2/5/19-2/8/19: 2g, 2a)

PERSONAL

Brock is single and spends his summers in Belwood, Ont... His nickname is Ginner... His older brothers, Jamie and Tye, also play professionally... Brock started skating at two years old and his family had the biggest influence on his career... His favorite team growing up was Montreal and his favorite player was Alex Kovalev... Brock's favorite television show is Shark Tank and favorite movie is Step Brothers... His favorite app is Instagram and biggest game-day habit is a nap... His favorite restaurant is Nina's and favorite meal is pasta and chicken parmesan... He enjoys golf when he has time away from the rink...

His favorite sport to watch outside of hockey is baseball and his favorite team is the Toronto Blue Jays... Brock's favorite holiday is Christmas and the person he would most like to meet is Will Ferrell... His favorite road city is Los Angeles, favorite road arena is Bell Centre and favorite team to play against is the New York Islanders... His most memorable hockey moment was winning the Ontario Hockey League championship with the Guelph Storm... Brock is on Twitter at @BrockMcGinn21.



2019-20 REGULAR SEASON

Completed his fifth NHL/Hurricanes season... Registered 17 points (7g, 10a) in 68 games... Set career high in shorthanded goals (2)... Ranked first among Carolina forwards in shorthanded time on ice per game (2:25)... Ranked fourth on the team in hits (80)... Earned an assist in consecutive games (11/6-11/8: 2a)... Scored a shorthanded goal vs. DET (11/1)... Scored a goal at MIN (11/16)... Logged a season-high 17:30 of ice time at TB (11/30)... Scored the game-winning goal at CGY (12/14)... Scored a shorthanded goal at TOR (12/23)... Scored a

goal vs. VGK (1/31)... Scored a goal at STL (2/4)... Scored a goal in his 300th NHL/Hurricanes game vs. NYR (2/21)... Posted two points (1g, 1a) in eight playoff games... Tallied an assist in Game 2 of Eastern Conference Qualifying Round vs. NYR (8/3)... Scored the first shorthanded goal of his playoff career in Game 1 of Eastern Conference First Round at BOS (8/12)... **Longest assist streak:** 2 games (10/6-10/8: 2a)... **Longest point streak:** 2 games-3x (last: 2/21-2/22: 1g, 1a).

CAREER

Entering his sixth NHL season with the Hurricanes... Selected by the Hurricanes in the second round (47th overall) of the 2012 NHL Draft and signed a three-year, entry-level contract with Carolina on 4/3/13... Signed a two-year extension with Carolina on 7/12/19 that runs through the 2020-21 season... Completed his junior hockey career with 172 points (93g, 79a) and 179 penalty minutes in 227 games with Guelph in the Ontario Hockey League (OHL)... Is the younger brother of NHL forwards Jamie McGinn and Tye McGinn... Was coached by former Carolina forward Scott Walker in Guelph... Played for the Guelph Junior Storm prior to beginning his OHL career in 2010-11... **2010-11:** Had 14 points (10g, 4a) and 38 penalty minutes during his rookie OHL season... Made his OHL debut vs. Owen Sound (9/24)... Earned his first OHL point with an assist vs. Sault Ste. Marie (10/17)... Scored his first OHL goal at Erie (11/10/10)... **2011-12:** Completed his second season of major junior hockey, notching 12 goals and earning seven assists (19 points) in 33 games with Guelph (OHL)... Selected as an alternate captain for the Storm prior to the season... Earned a pair of assists at Sudbury (10/28)... Had goals in three consecutive games from 10/29-11/5... Netted a pair of goals including the game-winner at Erie (11/19)... Scored a goal and added an assist at Mississauga (11/27)... Missed more than two months of action after suffering a wrist injury in December... Returned to action at Erie (2/29)... Scored two power-play goals and had an assist at Erie (3/11)... Had two points (1g, 1a) in six OHL playoff games as Guelph fell to Plymouth in the opening round... **2012-13:** Ranked second among Storm skaters in goals (28) and fourth in points (54), registering a plus-7 plus/minus rating in 68 games... Scored a goal and earned two assists vs. Erie (11/23)... Netted a pair of goals and was (+3) at Erie (12/28)... Had a six-game, goal-scoring streak from 1/13-1/26 (8g), including multi-goal efforts at Peterborough (1/17) and vs. Owen Sound (1/25)... Earned his first career hat trick with three goals including the shorthanded game-winner vs. Niagara (2/22)... Had points in each of his three playoff games, including a two-goal effort on 3/29, as Guelph was eliminated by Kitchener... **2013-14:** Ranked seventh in the OHL in goals (43) and tied for 17th in points (85) during his final season of junior hockey with Guelph... Finished second among Western Conference skaters in four categories of the annual Coaches Poll: smartest player, hardest worker, best body checker and best shootout scorer... Began the season with a 23-game point streak (9/20-11/19: 20g, 20a), the second-longest point streak in the OHL for the season... Had nine multi-goal games, including three hat tricks: 10/13 at Kingston, 10/22 at Kitchener and 3/12 vs. Kitchener... Had seven multi-assist games, including a career-high four assists vs. Sarnia (3/14)... Earned at least one point in 50 of his 58 games played, including

multiple points in 20 games... Was named OHL Player of the Week after totaling eight points (5g, 3a) in three games from 10/21-10/27... Scored two goals and added three assists for a career-high, five-point game at Mississauga (11/19), the final game of his season-opening point streak... Totaled 12 points (6g, 6a) in 12 OHL playoff games as Guelph captured the OHL championship... Finished the OHL playoffs on a six-game point streak (4/25-5/9: 3g, 4a)... Scored one goal and added four assists (5 points) during the Memorial Cup in London, Ont., as Guelph advanced to the championship game before falling to Edmonton... **2014-15:** Completed his first full professional season with Charlotte (AHL), ranking third on the team and first among rookies with 15 goals... Was sixth on the team with 27 points and tied for fourth with three power-play goals... Scored on two of three shootout attempts... Recorded his first professional point with an assist at Chicago (10/12)... Dropped the gloves with Andreas Athanasiou for his first pro fight vs. Grand Rapids (10/18)... Scored his first professional goal in a 5-1 win at Iowa (10/24)... Recorded a career-high three points (2g, 1a), including his first multi-goal outing and first power-play goal, at Oklahoma City (11/21)... Had his second multi-goal game of the season by striking twice vs. Iowa (12/18)... Extended his goal/point streak to a career-best four games (5g, 1a) with a power-play tally at Toronto (2/22)... Scored with 3:39 remaining in regulation to record his first career game-winning goal and the Checkers' last-ever goal at Time Warner Cable Arena vs. Rockford (4/12)... **2015-16:** Appeared in his first NHL season with the Hurricanes, skating in 21 games on the NHL level... Spent the majority of the season with the Charlotte Checkers (AHL), and established AHL career highs in goals (19), assists (16) and points (35) in 48 games... Made NHL/Hurricanes debut at DET (10/16), netting first career NHL/Hurricanes point with a goal 0:55 into the first period, and adding his first career assist... Scored his second NHL goal of the season at NYI (10/29)... **2016-17:** Appeared in his second NHL season with the Hurricanes, skating in a career-high 57 games at the NHL level... Posted then-career highs in goals (7), assists (9) and points (16)... Registered eight points (5g, 3a) in nine games with the Charlotte Checkers (AHL) before being recalled on Nov. 11... Carolina was 8-1-0 in games this season when he recorded a point... Scored his first goal of the season and notched an assist at LA (12/8) for his second career multi-point game... Notched two assists for his first career multi-assist game at STL (1/5)... Scored two goals for his first career multi-goal game vs. BUF (1/3)... Earned his first NHL four-point performance with a goal and three assists vs. NYI (1/14)... Named the NHL's Third Star of the Week (1/16)... **2017-18:** Registered 30 points (16g, 14a) in 80 games with Carolina, marking career highs in games played, goals, assists,

points, penalty minutes (22), power-play goals (2) and shots (159)... Ranked second on the team in hits (137) and tied for fifth in goals... Earned an assist in the season opener vs. MIN (10/7)... Earned two assists at DAL (10/21)... Scored his first goal of the season and was (+3) at TOR (10/26)... Scored a goal in three straight games (11/7-11/11: 4g), matching his career-long goal streak... Tallied his third career multi-goal game (2g) vs. CHI (11/11)... Scored a goal in his 100th NHL/Hurricanes game at CBJ (11/28)... Recorded a career-high seven penalty minutes, including his first career fighting major, vs. FLA (12/2)... Scored his first career power-play goal at TB (1/9)... Tied his career high with six shots and earned an assist vs. CGY (1/14)... Recorded his second multi-goal game (2g) of the season, including the game-winning goal, vs. COL (2/10)... Scored a power-play goal at BOS (2/27)... Recorded two points (1g, 1a), including his first career shorthanded goal, vs. BOS (3/13)... Logged a career-high 21:05 of ice time vs. ARI (3/22)... **2018-19:** Completed his fourth NHL/Hurricanes season... Registered 26 points (10g, 16a) while appearing in all 82 games for the first time

in his career... Set a career high in assists... Tied career high in hits (137)... Led Hurricanes forwards in shorthanded TOI per game (2:13)... Scored first goal of the season and added the shootout winner vs. SJ (10/26)... Logged a season-high 19:59 of ice time vs. CHI (11/12)... Registered a three-game point streak from 1/3-1/6 (1g, 3a)... Recorded two points (1g, 1a), including a SHG, at OTT (1/6)... Played 200th career NHL/Hurricanes game at NYI (1/8)... Tallied a three-game point streak from 2/5-2/8 (2g, 2a)... Posted two points (1g, 1a) at NYR (2/8)... Registered two points (1g, 1a) vs. PHI (3/30)... Recorded two assists at PHI (4/6)... Made his NHL playoff debut in Game 1 of the Eastern Conference First Round at WSH (4/11)... Tallied his first career playoff points (1g, 1a) in Game 3 vs. WSH (4/15)... Earned two points (1g, 1a) in Game 7 at WSH (4/24), including the series-winning goal at 11:05 of double overtime to eliminate the defending Stanley Cup champions... Earned an assist in Game 3 of the Second Round vs. NYI (5/1).





PETR MRAZEK 34



Goaltender • Catches Left

Acquired: 7/1/18, Signed as a free agent

6'1" • 191 lbs.

2019-20 Team: Carolina (NHL)

2/14/92 • Ostrava, Czech Republic

Drafted: Detroit 2010 (5-141)

CAREER STATS

YEAR	TEAM	LEAGUE	REGULAR SEASON							PLAYOFFS						
			GP	MIN	GA	SO	GAA	W-L-OT		GP	MIN	GA	SO	GAA	W-L	
2009-10	Ottawa	OHL	30	1,562	78	3	3.00	12-9-1		8	451	18	0	2.93	4-4	
2010-11	Ottawa	OHL	52	3,089	146	4	2.84	33-15-3		4	224	21	0	5.63	0-3	
2011-12	Ottawa	OHL	50	3,016	143	3	2.84	30-13-6		17	1,065	46	0	2.59	9-8	
2012-13	Detroit	NHL	2	119	4	0	2.02	1-1-0		—	—	—	—	—	—	
	Toledo	ECHL	3	179	6	0	2.02	2-1-0		—	—	—	—	—	—	
	Grand Rapids	AHL	42	2,498	97	1	2.33	23-16-2		24	1,431	55	4	2.31	15-9	
2013-14	Detroit	NHL	9	449	13	2	1.74	2-4-0		—	—	—	—	—	—	
	Grand Rapids	AHL	32	1,830	64	3	2.10	22-9-1		10	600	28	0	2.80	5-5	
2014-15	Detroit	NHL	29	1,585	63	3	2.38	16-9-2		7	398	14	2	2.11	3-4	
	Grand Rapids	AHL	13	757	26	3	2.06	9-2-1		—	—	—	—	—	—	
2015-16	Detroit	NHL	54	2,942	115	4	2.33	27-16-6		3	177	4	1	1.35	1-2	
2016-17	Detroit	NHL	50	2,873	145	1	3.04	18-21-9		—	—	—	—	—	—	
2017-18	Detroit	NHL	22	1,184	57	3	2.89	8-7-3		—	—	—	—	—	—	
	Philadelphia	NHL	17	913	49	1	3.22	6-6-3		1	31	2	0	3.87	0-0	
2018-19	Carolina	NHL	40	2,387	95	4	2.39	23-14-3		11	660	30	2	2.73	5-5	
2019-20	Carolina	NHL	40	2,321	104	3	2.69	21-16-2		5	317	11	0	2.08	2-3	
Hurricanes Totals (2 seasons)			80	4,708	199	7	2.54	44-30-5		16	977	41	2	2.52	7-8	
NHL Totals (8 seasons)			263	14,776	645	21	2.62	122-94-28		27	1,583	61	5	2.31	11-14	

- June 26, 2010 — Selected by the Detroit Red Wings in the 2010 NHL Draft. Fifth round, 141st overall.
- February 19, 2018 — Acquired by the Philadelphia Flyers from the Detroit Red Wings in exchange for a third-round selection in the 2018 NHL Draft (Seth Barton).
- July 1, 2018 — Signed by the Carolina Hurricanes as a free agent.

PERSONAL

Petr and his girlfriend, Sara, spend their summers in Prague... He began playing hockey at the age of four and his biggest influences have been his parents... The best advice he has received was given by his dad — "once you're going to jump off the train, you're never going to catch it back"... Growing up, his favorite player was Dominik Hasek and his favorite team was the Detroit Red Wings... Petr's favorite television show is Prison Break, favorite type of music is house music, and favorite video game is FIFA... Besides hockey, his favorite sports

are soccer, tennis, and golf and his favorite athlete is Roger Federer, who is also the person he would most like to meet... His favorite food is gnocchi and favorite restaurant is Nuster... Petr likes to vacation in Seychelles... His favorite road city is Los Angeles and his favorite road arena is the Enterprise Center in St. Louis... Petr says his most memorable hockey moment is his first NHL game on Feb. 7, 2013.

HIGHLIGHTS

NHL FIRSTS:

Game: 2/7/13; 5-1 W at STL

Win: 2/7/13; 5-1 W at STL

Shutout: 11/2/13; 5-0 W at EDM

NHL SHOOTOUTS AND PENALTY SHOTS:

Shootout Stats: 16-6 (21 goals on 91 attempts)

Career Penalty Shots: 1 (0 goals on 1 attempt)

NHL HIGHS:

Saves: 44 (10/10/15; 4-3 W at CAR)

Shots Faced: 47 (10/10/15; 4-3 W at CAR)

Win Streak: 6 (2/16/19-3/11/19)

Streak w/out Regulation Loss:

7 (11/18/15-12/10/15; 4-0-3)

Shutout Sequence: 145:05 (1/7/18-1/23/18)



2019-20 REGULAR SEASON

Completed his eighth NHL season and second with the Hurricanes... Posted a 21-16-2 record with three shutouts, a 2.69 goals-against average and a .905 save percentage... Led Carolina in starts (38), wins and saves (987)... Ranked tied for eighth in the NHL in shutouts... Made 33 saves in win vs. MTL (10/3)... Stopped all 31 shots he faced at LA (10/15) to earn his first shutout of the season... Began season with four consecutive wins (10/3-10/15)... Made 32 saves to earn his second shutout of the season vs. CHI (10/26)... Made 30 saves in win at CHI (11/19)... Made 30 saves in win at WPG (12/17)... Stopped all 32 shots vs. ARI (1/10) to earn his third shutout of the season... Made 33 saves vs.

VGK (1/31)... Made 33 saves at DAL (2/11)... Made a season-high 35 saves in win vs. NJ (2/14)... Made 31 saves vs. NYR (2/21)... Earned a 2-3 record, 2.08 goals-against average and .929 save percentage in five playoff games... Made 24 saves to earn the win in Game 1 of Eastern Conference Qualifying Round vs. NYR (8/1)... Made 23 saves in win in Game 2 vs. NYR (8/3)... **Saves:** 987... **Shots Faced:** 1,091... **Win Streak:** 4 games (10/3-10/15)... **Starts Streak:** 5 games (10/18-11/1)... **Streak w/out Regulation Loss:** 4 games-3x (last: 12/5-12/17: 3-0-1).

CAREER

Entering his ninth NHL season and third with the Hurricanes... Signed as a free agent to a one-year deal with Carolina on July 1, 2018... Signed a two-year extension on 7/1/19 that runs through the 2020-21 season... Represented the Czech Republic at the 2012 IIHF World Junior Championship, the 2012 and 2017 IIHF World Championships and the 2016 World Cup of Hockey... Won a bronze medal at the 2012 World Championship... **2009-10:** Topped all OHL rookies with a 3.00 GAA, a .905 save percentage and three shutouts in 30 games with the Ottawa 67's... Won the league's F.W. "Dinty" Moore Trophy for the top rookie GAA and earned a spot on the OHL Second All-Rookie Team... Posted a 12-9-1 record... Stopped 24 of 25 shots and earned a win in his OHL debut at Sudbury (9/19)... Made a season-high 48 saves at Oshawa (10/4)... Recorded his first career OHL shutout with 25 saves at Brampton (11/29)... Appeared in eight playoff games, posting a 4-4 record with a 2.93 GAA and .928 save percentage... Appeared in relief for his first OHL playoff game at Niagara (3/25)... Stopped 31 of 32 shots in his first playoff start and earned his first playoff win vs. Niagara (3/28)... **2010-11:** Led all OHL goaltenders with a .920 save percentage, ranked third in the league in wins (33), fifth in GAA (2.84), tied for second in shutouts (4), saves (1,684) and shootout wins (4) and third in shootout percentage (.824)... Led Ottawa to an East Division championship with a 33-15-3 record... Named to the OHL Third All-Star Team... Registered an eight-game winning streak from 11/12-12/3 and earned points in 14 straight games from 11/12-12/29 (12-0-2)... Made a season-high 48 saves vs. Peterborough (12/17)... Appeared in four playoff games, posting an 0-3 record with a 5.63 GAA and .868 save percentage... **2011-12:** Appeared in 50 games with the Ottawa 67's and posted a 30-13-6 record, a 2.84 goals against average, a .917 save percentage and three shutouts... Ranked among the OHL's goaltending leaders in wins (4th), GAA (9th), save percentage (8th), shutouts (t-6th) and saves (1,577, 6th)... Starred for the Czech Republic at the World Junior Championship in Calgary and Edmonton, earning a spot on the tournament's All-Star Team, winning the IIHF Directorate Top Goaltender award and being named a top-three player on his team... Made 52 saves in a 5-2 win to help his country upset the United States (12/30)... Debuted with the men's national team at the World Championship in Finland and Sweden, allowing no goals in 9:12 of game action... Made a

season-high 47 saves at Kitchener (10/23)... Won six straight decisions from 1/15-2/3... Led Ottawa to the Eastern Conference Final, posting a 9-8 record with a 2.59 GAA and a .926 save percentage... Made more than 30 saves in 11 of his 17 postseason appearances, including a pair of 44-save wins and a 49-save overtime loss at Niagara (4/20)... **2012-13:** Saw action in three games with the Red Wings as a first-year pro... Won his NHL debut, stopping 26 of 27 shots at STL (2/7)... Became the second goalie in hockey history to win his NHL, AHL and ECHL debuts in the same season (Alex Auld) after winning with Toledo (10/13 vs. Kalamazoo), Grand Rapids (11/3 at Texas) and Detroit (2/7 at STL)... Also became second-youngest Red Wings goalie to win his Detroit debut (Bill Beveridge)... Posted a 1-1 record with a 2.02 GAA and .922 save percentage in two starts with the Red Wings... Backstopped the Griffins to their first-ever Calder Cup, playing every minute of the team's postseason run... Posted one of the best rookie seasons in Griffins history in wins (2nd), GAA (3rd) and save percentage (t-1st)... Went 15-9 with a 2.31 GAA and a .916 save percentage in 24 postseason games... Doubled the Griffins' all-time postseason shutout total with four during the team's championship run... Registered his first professional shutout with 32 saves vs. Abbotsford (2/2)... Named AHL Player of the Week after posting a 0.50 GAA and a .981 save percentage in two games for the week ending Feb. 3... Won four straight games from 6/5-6/12 to help the Griffins advance to the Calder Cup Finals and take a 3-0 series lead at Syracuse... Made 24 saves as the Griffins captured the Calder Cup at Syracuse (6/18)... **2013-14:** Logged 32 games with Grand Rapids and nine with Detroit in his second pro season... Posted a 2-4 record with the Red Wings with a 1.74 GAA and a .927 save percentage... Both of his NHL victories were shutouts (11/2 at EDM and 4/13 at STL)... Became the first NHL goaltender to win more than one game in a season and record a shutout in each win since Ed Chadwick (TOR, 1955-56)... Surrendered two goals or fewer in seven of his nine appearances... Recorded a 22-9-1 record with Grand Rapids... Named to the AHL's Second All-Star Team... Ranked second among AHL goalies with a 2.10 GAA and ranked third with a .924 save percentage... Posted a 10-game winning streak in which he made 274 saves on 290 shots faced (10/30-2/1)... Started in all 10 of the Griffins' playoff games, registering a 5-5 record, a 2.80 GAA and a

.911 save percentage... **2014-15:** Appeared in 29 games for the Red Wings, posting a 16-9-2 record and a team-best 2.38 GAA and .918 save percentage... Won his first three starts of the season (11/20-12/7)... Recorded five straight wins from 1/13-1/27... Recorded shutouts on 2/5 at COL (28 saves), 3/28 vs. TB (23 saves) and 4/11 at CAR (35 saves)... Started all seven games in the first round against TB, registering a 3-4 record, a 2.11 GAA and a .925 save percentage... Won his NHL postseason debut with 46 saves at TB (4/16)... Shut out TB in Game 3 (22 saves) and Game 5 (28 saves) of the first-round series... Became the Red Wings' fifth rookie netminder to win his playoff debut (Chris Osgood, Bob Champoux, Glen Hall and Johnny Mowers)... Became the NHL's first goaltender to make 44+ saves during a playoff regulation game since 4/8/80 (Jiri Crha, TOR)... Became the fifth goalie in NHL history to record two shutouts in their first-ever playoff series, joining Semyon Varlamov (with WSH vs. NYR, 2009), Carey Price (with MTL vs. BOS, 2008), Ron Hextall (with PHI vs. NYR, 1987) and Tiny Thompson (with BOS vs. MTL, 1929)... Also played 13 games for Grand Rapids, owning a 9-2-1 mark with a 2.06 GAA and a .927 save percentage... Held an eight-game AHL winning streak from 11/12-2/28... **2015-16:** Played 54 games for Detroit in his first full NHL season, posting a 27-16-6 record, 2.33 GAA, .920 save percentage and four shutouts... Tied for 13th in the league in wins, 10th in save percentage, 14th in GAA and eighth in shutouts... Made a career-high 44 saves in his season debut at CAR (10/10)... Assisted on the Red Wings' first-ever goal in the new three-on-three overtime format at VAN (10/25)... Went on a 13-game run from 1/2-2/10 that saw him post a 10-2-1 record, 1.30 goals-against average, .951 save percentage and three shutouts... Won a season-best five straight starts from 1/2-1/14... Posted a career-high four shutouts, achieving the feat vs. WSH (11/10, 38 saves), at NJ (1/4, 22 saves), at BUF (1/22, 19 saves) and vs. FLA (2/8, 23 saves)... Appeared in three playoff games, posting a 1-2 record, 1.36 GAA, 0.945 save percentage and one shutout... **2016-17:** Played 50 games for the Red Wings, posting an 18-21-9 record with a 3.04 GAA, 0.901 save percentage and one shutout... Led Red Wings goalies in wins... Won four straight games from 10/17-10/27... Played his 100th NHL game at STL (10/27)... Made a season-high 42 saves for his first shutout of the season at NSH (2/4)... **2017-18:** Appeared in 22 games with the Red Wings and 17 with the Flyers... Posted a 14-13-6 record with four shutouts, a 3.03 goals-against average and a .902 save percentage... Faced a season-high 41 shots and tied a season high

with 37 saves vs. WSH (10/20)... Posted a 36-save shutout at EDM (11/5)... Recorded shutouts in back-to-back starts at CHI (1/14; 27 saves) and at NJ (1/22; 37 saves)... Posted a career-long shutout sequence of 145:05 from 1/7-1/23, making 70 consecutive saves... Stopped 30 of 31 shots vs. SJ (1/31)... Made 36 saves on 37 shots at CAR (2/2)... Registered 31 saves on 32 shots at NSH (2/17)... Traded by Detroit to Philadelphia (2/19) in exchange for a third-round pick in the 2018 NHL Draft (Seth Barton)... Started seven consecutive games after being acquired by the Flyers (2/22-3/7)... Won his first three starts for Philadelphia (2/22-2/26)... Made 28 saves at MTL (2/26) for his fourth shutout of the season... Made 36 saves vs. BOS (4/1)... Made a relief appearance in one playoff game at PIT (4/11)... **2018-19:** Completed his seventh NHL season and first with Carolina... Led the Hurricanes in starts (40), wins (23) and shutouts (4)... Posted a 23-14-3 record, 2.39 GAA and .914 save percentage... Finished tied for 10th in the NHL and tied his previous career high in shutouts... Registered the fifth-lowest single-season GAA in franchise history (min. 20 GP)... Made 18 saves in Hurricanes debut vs. NYI (10/4)... Earned first Hurricanes win with 19 saves vs. NYR (10/7)... Stopped 20 of 21 shots faced in win at DET (10/22)... Made 33 saves in loss at LA (12/2)... Stopped 18 of 19 shots faced in win at ANA (12/7)... Recorded first Hurricanes shutout with 23 saves vs. ARI (12/16)... Made 30 saves in loss at WSH (12/27)... Made 34 saves to earn the win in 200th career NHL game at PHI (1/3)... Posted a 27-save shutout at NYR (2/8)... Won six straight starts for the first time in his career from 2/16-3/11... Stopped all 33 shots faced vs. DAL (2/16)... Made 22 saves on 23 shots in win vs. LA (2/26)... Recorded a 38-save shutout at COL (3/11)... Made 36 saves in shootout win vs. PIT (3/19)... Stopped 24 of 25 shots faced to earn 20th win of the season vs. MIN (3/23)... Made 30 saves in win vs. PHI (3/30)... Made 23 saves to earn 100th career win at TOR (4/2)... Stopped 36 of 37 shots faced to help Carolina clinch a playoff berth vs. NJ (4/4)... Finished the season with 12 wins in his last 15 starts (2/8-4/4)... Made his Hurricanes playoff debut in Game 1 of the Eastern Conference First Round at WSH (4/11)... Stopped all 18 shots he faced to record his fourth career playoff shutout in Game 3 vs. WSH (4/15)... Made 30 saves in Carolina's Game 4 win vs. WSH (4/18)... Recorded 34 saves in Carolina's double-overtime win in Game 7 at WSH (4/24)... Stopped all 31 shots he faced to earn his second shutout of the postseason in Game 1 of the Second Round at NYI (4/26).





MARTIN NECAS 88



Right Wing • Shoots Right

Acquired: 2017 NHL Draft

6'3" • 191 lbs.

2019-20 Team: Carolina (NHL)

**1/15/99 • Nové Mesto na Morave,
Czech Republic**

Drafted: Carolina 2017 (1-12)

CAREER STATS

YEAR	TEAM	LEAGUE	REGULAR SEASON					PLAYOFFS				
			GP	G	A	P	PIM	GP	G	A	P	PIM
2013-14	HC Zdar	Czech U16	36	29	29	58	14	—	—	—	—	—
2014-15	HC Zdar	Czech U16	25	24	47	71	10	—	—	—	—	—
	HC Brno	Czech U16	9	8	12	20	4	4	4	5	9	2
	HC Brno	Czech U18	4	1	2	3	4	—	—	—	—	—
2015-16	HC Brno	Czech U18	18	9	21	30	14	10	4	11	15	6
2016-17	HC Brno	Czech	41	7	8	15	6	10	4	0	4	8
	SK Trebic	Czech2	—	—	—	—	—	1	0	0	0	0
	HC Brno Jr.	Czech Jr.	1	1	2	3	4	—	—	—	—	—
2017-18	Carolina	NHL	1	0	0	0	0	—	—	—	—	—
	HC Brno	Czech	24	9	8	17	6	14	4	5	9	6
2018-19	Carolina	NHL	7	1	1	2	2	—	—	—	—	—
	Charlotte	AHL	64	16	36	52	36	18	5	8	13	6
2019-20	Carolina	NHL	64	16	20	36	20	8	1	3	4	0
Hurricanes/NHL Totals (3 seasons)			72	17	21	38	22	8	1	3	4	0

June 23, 2017 — Selected by the Carolina Hurricanes in the 2017 NHL Draft. First round, 12th overall.
July 14, 2017 — Signed a three-year, entry-level contract with the Carolina Hurricanes.

HIGHLIGHTS

NHL FIRSTS:

Game: 10/17/17; 5-3 W at EDM

Point: 10/7/18; 8-5 W vs. NYR (assist)

Goal: 10/16/18; 4-2 L at TB (Domingue)

SHOOTOUTS:

1 attempt, 0 goals

0 game-deciding goals

NHL HIGHS:

Goals: 2 (12/23/19; 8-6 L at TOR)

Assists: 2 (12/23/19; 8-6 L at TOR)

Points: 4 (12/23/19; 8-6 L at TOR)

Penalty Min: 4 (12/14/19; 4-0 W at CGY)

Goal Streak: None

Assist Streak: 3-3x (last: 11/11/19-11/16/19: 1g, 3a)

Point Streak: 4-3x (last: 11/11/19-11/19/19: 2g, 3a)

PERSONAL

Martin spends his summers in Prague, Czech Republic... His nicknames are Nechy and Junior... Martin began playing hockey at the age of three... His favorite player growing up was Jaromir Jagr... His favorite television show is Money Heist, favorite app is Instagram and favorite musician is Post Malone... Martin's favorite movie is Salt and his favorite actress is Angelina Jolie... His favorite thing to do away from the rink is play tennis... Martin is on Twitter at @necas88 and Instagram at @martinnecas... His favorite food is sushi...

His favorite sport other than hockey is tennis and his favorite athlete is Rafael Nadal... His favorite sports team is Liverpool... Martin's favorite road city is Tampa, his favorite road arena is Scotiabank Arena in Toronto and his favorite team to play against is the Toronto Maple Leafs... His most memorable hockey moment is winning back-to-back Czech Extraliga championships with HC Kometa Brno (2017, 2018).



2019-20 REGULAR SEASON

Completed his third NHL/Hurricanes season... Registered 36 points (16g, 20a) in 64 games... Set career highs in goals, assists, points and games played... Ranked fourth among NHL rookies in goals, tied for sixth in assists and seventh in points... Registered the sixth-most goals and points by a rookie in a season in Hurricanes history (since relocation)... Scored a power-play goal vs. MTL (10/3)... Scored the game-winning goal at LA (10/15), extending his point streak to four games (10/8-10/15: 1g, 3a)... Scored the game-winning goal vs. DET (11/1)... Earned an assist vs. NYR (11/7), extending his point streak to four games (11/1-11/7: 1g, 3a)... Recorded two points (1g, 1a) vs. OTT (11/11)... Scored a goal at CHI (11/19), extending his point streak to four games (11/11-11/19: 2g, 3a)... Registered a career-high four points (2g, 2a) at TOR (12/23)... Scored the game-winning goal vs. WSH (12/28)... Scored a power-play goal at STL (2/4)... Scored a power-play goal at VGK (2/8)... Registered two points

(1g, 1a) vs. NJ (2/14)... Earned two points (1g, 1a) at TOR (2/22)... Tallied four points (1g, 3a) in eight playoff games... Scored the game-winning goal in NHL playoff debut in Game 1 of Eastern Conference Qualifying Round vs. NYR (8/1)... Became the ninth player in franchise history to score a goal in their playoff debut and the third to score the game-winning goal in their playoff debut... Earned first career NHL playoff assist in Game 3 at NYR (8/4)... Played a playoff-career-high 18:45 in Game 1 of Eastern Conference First Round vs. BOS (8/12)... Recorded two assists in Game 2 at BOS (8/13)... **Longest assist streak:** 3 games-3x (last: 11/11-11/16: 1g, 3a)... **Longest point streak:** 4 games-3x (last: 11/11-11/19: 2g, 3a)... **Multi-goal games:** 1 (12/23 at TOR: 2g, 2a)... **Multi-assist games:** 1 (12/23 at TOR: 2g, 2a)... **Multi-point games:** 4 (last: 2/22 at TOR: 1g, 1a).

CAREER

Entering his fourth NHL season with the Hurricanes... Selected by the Hurricanes in the first round, 12th overall, in the 2017 NHL Draft... Was ranked fifth among European skaters in NHL Central Scouting's final rankings ahead of the 2017 Draft... Has represented the Czech Republic in a number of international tournaments... Recorded three points (1g, 2a) in five games at the 2017 IIHF World Junior Championship... Captained the Czech Republic to its first gold medal at the Ivan Hlinka Memorial Cup in 2016, scoring two goals and earning four assists in four tournament games... Registered three assists at the 2017 IIHF World U18 Championship... **2014-15:** Split the 2014-15 season between HC Zdar and HC Brno in the Czech U16 League and HC Brno in the Czech U18 League... Tallied three points (1g, 2a) in four games with HC Brno in the U18 League... Posted 71 points (24g, 47a) in 25 games with HC Zdar and 20 points (8g, 12a) in nine games with HC Brno in the U16 League... Led the Czech U16 League in assists (59) and points (91)... Recorded nine points (4g, 5a) in four U16 playoff games with HC Brno... **2015-16:** Registered 30 points (9g, 21a) in 18 games with HC Brno in the Czech U18 League during the 2015-16 season... Tallied 15 points (4g, 11a) in 10 playoff games to help HC Brno win the league championship... **2016-17:** Recorded 15 points (7g, 8a) in 41 games with HC Brno of the Czech Extraliga (Czech), the Czech Republic's top professional league... Ranked third on the team with three power-play goals... Also appeared in one game with HC Brno's junior team, recording three points (1g, 2a)... Skated in one playoff game with SK Trebic of the Czech 1 Liga (Czech 2), the Czech Republic's second-tier hockey league... Scored four goals in 10 playoff games with HC Brno, helping the team win the franchise's first championship in the Czech Republic's top league... **2017-18:** Made his NHL debut at EDM (10/17)... Returned to HC Kometa Brno of the Czech Extraliga (10/22)... Registered 17 points (9g, 8a) in 24 games with HC Kometa Brno... Ranked tied for sixth on the team in goals and tied for eighth in points... Earned five multi-point games... Made his Czech Extraliga season debut at Aukro Berani Zlin (10/27)... Scored his first goal of the season vs. Piráti Chomutov (10/29)... Earned two points (1g, 1a) at HC Sparta Praha (11/3)... Recorded three points (1g, 2a) vs. HC Verva Litvínov (11/12)... Scored two goals vs. HC Sparta Praha (1/30)... Registered nine points (4g, 5a) in 14 playoff games... Helped lead HC Kometa Brno to the Czech Extraliga championship

for the second straight season... Defeated HC Oceláři Trinec in five games in the championship series... Ranked tied for third on the team in goals and points during the postseason... Ranked tied for third in the league in game-winning goals (2) during the playoffs and tied for seventh in power-play goals (2)... Earned two points (1g, 1a) in Game 2 vs. HC Škoda Plzeň (4/1)... Tallied two points in Game 5 vs. HC Škoda Plzeň (4/7)... Registered two points (1g, 1a), including the championship-winning goal, in Game 5 vs. HC Oceláři Trinec (4/22)... Represented the Czech Republic at the IIHF World Championship following the season... **2018-19:** Completed his second NHL/Hurricanes season... Posted two points (1g, 1a) in seven NHL games... Spent the majority of the season with Charlotte (AHL), registering 52 points (16g, 36a) in 64 games... Ranked third on the Checkers in points and assists... Began the season in Carolina... Recorded first career NHL point with an assist vs. NYR (10/7)... Scored first career NHL goal at TB (10/16)... Assigned to Charlotte (10/17)... Posted first career AHL points (1g, 1a) at Syracuse (10/27)... Tallied a four-game assist streak from 11/3-11/11 (5a)... Scored two goals vs. Belleville (11/21)... Registered four assists at Hartford (12/7)... Posted three assists at Springfield (12/8)... Named AHL Player of the Week (12/10)... Captained the Czech Republic team at the 2019 IIHF World Junior Championship, recording four points (1g, 3a) in five games... Registered back-to-back two-point games (1g, 1a each) at Belleville (1/5) and at Toronto (1/6)... Posted three assists vs. Binghamton (3/2)... Tallied three points (1g, 2a) vs. Rochester (3/15)... Recorded a three-game goal streak from 3/19-3/23 (4g)... Recorded two points in each of his final five games to end the regular season (4/3-4/12: 2g, 8a)... Earned 13 points (5g, 8a) in 18 AHL playoff games as the Checkers won the Calder Cup... Ranked fourth among AHL rookies in playoff goals and tied for fourth in playoff points and assists... Recorded his first AHL playoff point with an assist in his playoff debut in Game 1 of the First Round at Providence (4/20)... Scored his first AHL playoff goals with two goals in Game 2 of the Second Round at Hershey (5/4)... Earned two assists in Game 4 at Hershey (5/8)... Scored a goal in Game 1 of the Calder Cup Final vs. Chicago (6/1)... Earned two points (1g, 1a) in Game 3 of the Calder Cup Final at Chicago (6/5)... Recorded two points (1g, 1a) in Game 4 of the Calder Cup Final at Chicago (6/6) to extend his point streak to five games (5/26-6/6: 3g, 4a).



NINO NIEDERREITER 21



Left Wing • Shoots Left

Acquired: 1/17/2019, Trade with Minnesota

6'2" • 215 lbs.

2019-20 Team: Carolina (NHL)

9/8/92 • Chur, Switzerland

Drafted: NY Islanders 2010 (1-5)

CAREER STATS

YEAR	TEAM	LEAGUE	REGULAR SEASON					PLAYOFFS				
			GP	G	A	P	PIM	GP	G	A	P	PIM
2009-10	Portland	WHL	65	36	24	60	68	13	8	8	16	16
2010-11	NY Islanders	NHL	9	1	1	2	8	—	—	—	—	—
	Portland	WHL	55	41	29	70	67	21	9	18	27	30
2011-12	NY Islanders	NHL	55	1	0	1	12	—	—	—	—	—
	Bridgeport	AHL	6	3	1	4	4	—	—	—	—	—
2012-13	Bridgeport	AHL	74	28	22	50	38	—	—	—	—	—
2013-14	Minnesota	NHL	81	14	22	36	44	13	3	3	6	8
2014-15	Minnesota	NHL	80	24	13	37	28	10	4	1	5	10
2015-16	Minnesota	NHL	82	20	23	43	36	6	1	5	6	4
2016-17	Minnesota	NHL	82	25	32	57	53	5	0	1	1	2
2017-18	Minnesota	NHL	63	18	14	32	36	5	0	0	0	0
2018-19	Minnesota	NHL	46	9	14	23	10	—	—	—	—	—
	Carolina	NHL	36	14	16	30	20	15	1	3	4	12
2019-20	Carolina	NHL	67	11	18	29	42	7	1	1	2	2
Hurricanes Totals (2 seasons)			103	25	34	59	62	22	2	4	6	14
NHL Totals (9 seasons)			601	137	153	290	289	61	10	14	24	38

June 25, 2010 — Selected by the New York Islanders in the 2010 NHL Draft. First round, fifth overall.

June 30, 2013 — Acquired by the Minnesota Wild from the New York Islanders in exchange for Cal Clutterbuck and a third-round pick in the 2013 NHL Draft (Eamon McAdam).

January 17, 2019 — Acquired by the Carolina Hurricanes from the Minnesota Wild in exchange for Victor Rask.

PERSONAL

Nino spends his summers in his hometown of Chur, Switzerland... His nickname is El Nino... He started playing hockey at the age of five and the biggest influence on his career was his parents... The best advice he's ever been given is "have fun in what you do"... Nino's favorite player growing up was Harijs Vitolins and his favorite team was EHC Chur, a Swiss professional hockey team... His favorite TV show is Suits and his favorite movie is The Wolf of Wall Street... Nino's favorite actor is Gerard Butler and his favorite musician is Drake... His first job was as a plumber... Nino's biggest gameday habit is taping his stick on the bench prior to the game... His favorite vacation destination is Greece and his favorite activity

away from the rink is golf... Nino's favorite food is raclette and his favorite restaurant is Barclay Prime in Philadelphia... His Twitter and Instagram username is @thelnino22... Nino's favorite sport other than hockey is tennis and his favorite athlete is Roger Federer... His favorite road city is New York City, his favorite road arena is United Center in Chicago and his favorite team to play against is the Chicago Blackhawks... Nino's most memorable hockey moment was his game-winning goal in overtime of Game 7 in Minnesota's Western Conference First Round series against the Colorado Avalanche in 2014.

HIGHLIGHTS

NHL FIRSTS:

Game: 10/9/10; 5-4 L (SO) vs. DAL

Point: 10/13/10; 2-1 L at WSH (goal)

Goal: 10/13/10; 2-1 L at WSH (Neuvirth)

SHOOTOUTS:

10 attempts, 2 goals (20.0%)

1 game-deciding goal

NHL HIGHS:

Goals: 3-2x (last: 1/4/18; 6-2 W vs. BUF)

Assists: 3 (11/3/13; 4-0 W vs. NJ)



Points: 3-8x (last: 12/13/18; 5-1 W vs. FLA)

Penalty Min: 15 (2/16/17; 3-1 W vs. DAL)

Goal Streak: 6 (11/14/17-11/24/17: 7g)

Assist Streak: 4 (12/21/19-12/28/19: 1g, 4a)

Point Streak: 8 (11/9/17-11/24/17: 7g, 2a)



2019-20 REGULAR SEASON

Completed his ninth NHL season and second with the Hurricanes... Registered 29 points (11g, 18a) in 67 games... Ranked tied for fourth on the team in power-play goals (4)... Tallied two assists vs. NYI (10/11)... Logged a season-high 21:13 of ice time at CBJ (10/24)... Earned two points (1g, 1a) vs. CHI (10/26)... Scored a power-play goal vs. DET (11/10)... Recorded two points (1g, 1a), including the game-winning goal at CHI (11/19)... Earned two points (1g, 1a) at EDM (12/10)... Tallied two assists at WPG (12/17)... Registered two points (1g, 1a) vs. FLA (12/21)... Recorded an assist vs. WSH (12/28), extending his assist streak to four games (12/21-12/28: 1g, 4a)... Scored the

game-winning goal vs. LA (1/11)... Recorded two points (1g, 1a) vs. NJ (2/14)... Scored a power-play goal at TOR (2/22)... Played his 100th career Hurricanes game at PHI (3/5)... Scored a power-play goal at DET (3/10)... Recorded two points (1g, 1a) in seven playoff games... Registered an assist in Game 1 of Eastern Conference Qualifying Round vs. NYR (8/1)... Scored a power-play goal in Game 3 of Eastern Conference First Round vs. BOS (8/15)... **Longest assist streak:** 4 games (12/21-12/28: 1g, 4a)... **Longest point streak:** 4 games (12/21-12/28: 1g, 4a)... **Multi-assist games:** 2 (last: 12/17 at WPG: 2a)... **Multi-point games:** 7 (last: 2/14 vs. NJ: 1g, 1a).

CAREER

Entering his 10th NHL season and third with the Hurricanes... Acquired by the Hurricanes from the Minnesota Wild on 1/17/19 in exchange for Victor Rask... Has represented Switzerland at the IIHF World Junior Championship (2010, 2011), the IIHF World Championship (2010, 2012, 2013, 2016, 2018, 2019) and the Winter Olympics (2014)... Also skated for Team Europe at the 2016 World Cup of Hockey, winning silver... Won silver at the 2013 and 2018 IIHF World Championships... **2009-10:** Recorded 60 points (36g, 24a) in 65 WHL games with Portland... Led the Winterhawks in goals, power-play goals (11) and game-winning goals (6)... Posted 15 multi-point games... Registered three points (1g, 2a) in WHL debut at Seattle (9/19)... Tallied a 10-game point streak from 10/7-10/23 (5g, 7a)... Scored first career WHL hat trick vs. Regina (11/24)... Posted four points (2g, 2a) at Seattle (11/27)... Recorded a five-game goal streak from 1/31-2/10 (6g, 1a)... Added 16 points (8g, 8a) in 13 playoff games... Led the Winterhawks in playoff goals... Tallied three assists in WHL playoff debut vs. Spokane (3/20)... Registered a five-game playoff point streak from 3/24-3/31 (4g, 2a)... **2010-11:** Posted 70 points (41g, 29a) in 55 WHL games with Portland... Tallied two points (1g, 1a) in nine NHL games with the NY Islanders... Began the season with the Islanders... Made NHL debut vs. DAL (10/9)... Scored first NHL goal at WSH (10/13)... Recorded first NHL assist at TB (10/21)... Returned to WHL (10/28)... Led the Winterhawks in goals and power-play goals (12)... Posted four straight multi-point games from 11/13-11/20 (5g, 3a)... Scored a hat trick and added an assist vs. Chilliwack (2/19)... Scored a goal in seven straight games from 2/26-3/12 (11g, 3a) and posted a 10-game point streak from 2/26-3/19 (14g, 6a)... Added 27 points (9g, 18a) in 21 WHL playoff games... Opened the postseason with a nine-game point streak from 3/26-4/15 (7g, 11a)... **2011-12:** Recorded one goal in 55 NHL games with the NY Islanders... Also posted four points (3g, 1a) in six AHL games with Bridgeport... Began the season in the AHL... Made AHL debut vs. Connecticut (11/2)... Registered first career AHL point with an assist vs. Norfolk (11/5)... Scored first career AHL goal at Worcester (11/11)... Scored a goal in three straight games from 11/11-11/13 (3g)... Recalled by NY Islanders (11/14)... Made NHL season debut vs. NYR (11/15)... Scored a goal at CHI (12/2)... Logged a season-high 17:07 of ice time

at CBJ (4/7)... **2012-13:** Posted 50 points (28g, 22a) in 74 AHL games with Bridgeport... Led Sound Tigers in goals and finished second on the team in points and power-play goals (10)... Posted three points (1g, 2a) in season opener at Connecticut (10/12)... Registered a nine-game point streak from 11/3-11/21 (5g, 7a)... Tallied a six-game point streak from 12/5-12/15 (3g, 4a)... Scored a goal in three straight games from 3/6-3/12 (3g, 1a)... Traded to Minnesota (6/30)... **2013-14:** Registered 36 points (14g, 22a) in 81 NHL games with Minnesota... Finished third on the team in goals and sixth in assists and points... Posted an assist in Wild debut vs. LA (10/3)... Scored first Wild goal vs. DAL (10/12)... Established single-game career high with three assists vs. NJ (11/3)... Logged a season-high 18:12 of ice time at COL (11/30)... Played 100th career NHL game vs. VAN (12/17)... Registered a four-game point streak from 1/2-1/9 (2g, 3a)... Posted two assists at PHX (1/9)... Scored first career NHL game-winning goal and added an assist vs. NSH (2/6)... Added six points (3g, 3a) in 13 playoff games... Made NHL playoff debut and tallied an assist at COL (4/17) in Western Conference First Round... Registered three points (2g, 1a) including the overtime winner in Game 7 at COL (4/30)... Scored the game-winning goal in Game 4 of the Western Conference Second Round vs. CHI (5/9)... **2014-15:** Tallied 37 points (24g, 13a) in 80 NHL games with Minnesota... Finished second on the team in goals and power-play goals (6)... Led the Wild in game-winning goals (5)... Scored a goal and took a season-high seven shots in season opener vs. COL (10/9)... Scored first career NHL shorthanded goal vs. PIT (11/4)... Scored first career NHL hat trick vs. BUF (11/13)... Logged a season-high 19:24 of ice time vs. WPG (12/27)... Played 200th career NHL game vs. CAR (2/14)... Scored two goals at VAN (2/16)... Scored two goals at NSH (2/26)... Posted a three-game assist streak from 3/6-3/10 (3a)... Scored two goals vs. LA (3/28)... Added five points (4g, 1a) in 10 playoff games... Tallied points in four straight games (Games 3-6) of Western Conference First Round vs. STL (4/20-4/26: 3g, 1a)... **2015-16:** Posted 43 points (20g, 23a) in 82 NHL games with Minnesota... Skated in every game for the first time in his NHL career... Finished third on the team in goals and fifth in points... Scored a goal in season opener at COL (10/8)... Played a season-high 20:30 vs. NSH (11/5)...

Posted an assist in three straight games from 12/28-1/2 (1g, 3a)... Tallied a three-game assist streak from 1/23-2/2 (1g, 3a)... Scored a power-play goal for his 100th career NHL point and took a season-high eight shots at NYI (2/2)... Registered two assists at CGY (2/17)... Posted three points (2g, 1a) vs. COL (3/1)... Recorded a five-game point streak from 3/12-3/20 (4g, 3a)... Scored a goal in 300th career NHL game vs. CGY (3/24)... Added six points (1g, 5a) in six playoff games... Recorded points in four straight games (Games 3-6) in Western Conference First Round vs. DAL (4/18-4/24)... **2016-17:** Posted career highs in goals (25), assists (32) and points (57) while playing in all 82 NHL games for Minnesota... Finished third on the team in goals and fourth in points... Led the Wild in power-play goals (8)... Scored two goals vs. PIT (11/25)... Posted a four-game point streak from 12/9-12/15 (1g, 4a)... Tallied two assists at NSH (12/15)... Took a season-high seven shots vs. NJ (1/7)... Scored two goals vs. MTL (1/12)... Recorded a four-game point streak from 1/15-1/21 (3g, 3a)... Registered three points (2g, 1a) vs. ARI (1/19)... Posted three points (1g, 2a) vs. STL (1/26)... Tallied a four-game point streak from 2/7-2/12 (4g, 2a)... Scored two goals at WPG (2/7)... Scored two goals vs. OTT (3/30)... Posted three points (2g, 1a) vs. CAR (4/4)... Added one assist in five playoff games... **2017-18:** Registered 32 points (18g, 14a) in 63 NHL games with Minnesota... Missed 19 games due to injury... Finished fourth on the team in goals and tied for second in power-play goals (7)... Recorded a career-best eight-game point streak from 11/9-11/24 (7g, 2a) and a career-best six-game goal streak from 11/14-11/24 (7g)... Scored a goal in 400th career NHL game vs. PHI (11/14)... Scored a power-play goal in five straight games from 11/16-11/24 (5ppg)... Logged a season-high 19:23 of ice time at ANA (12/8)... Posted a hat trick vs. BUF (1/4)... Scored 100th career NHL goal vs. WSH (2/15)... Recorded 100th

career NHL assist for his 200th career NHL point vs. DET (3/4)... Registered a four-game point streak from 3/16-3/24 (2g, 2a)... Skated in five playoff games... **2018-19:** Completed his eighth NHL season and first with Carolina... Posted 53 points (23g, 30a) in 82 games... Reached 50 points for the second time in his career (2016-17)... Recorded 23 points (9g, 14a) in 46 games with MIN and 30 points (14g, 16a) in 36 games with the Hurricanes... Carolina posted a 24-10-2 record after acquiring Niederreiter... Registered at least a point in 23 of his 36 games with the Hurricanes... Was the only player in the NHL to record at least 20 points with two different teams... Began the season with MIN... Posted two assists at EDM (10/30)... Tallied two points (1g, 1a) vs. WPG (11/23)... Scored a goal in three consecutive games from 12/7-12/13 (4g, 1a)... Recorded three points (2g, 1a) vs. FLA (12/13)... Posted a three-game point streak from 1/12-1/15 (2g, 1a)... Traded from MIN to CAR in exchange for Victor Rask (1/17)... Made Hurricanes debut vs. OTT (1/18)... Recorded first Hurricanes points with two goals in his 500th career NHL game at EDM (1/20)... Scored two goals at VAN (1/23)... Posted a four-game point streak from 2/10-2/16 (2g, 4a)... Tallied two assists at NJ (2/10)... Scored two goals vs. EDM (2/15)... Registered two points (1g, 1a) at FLA (2/21)... Recorded assists in three consecutive games from 3/1-3/5 (4a)... Scored two goals, including his 20th of the season, at NSH (3/9)... Posted a three-game point streak from 3/16-3/21 (1g, 2a)... Registered a three-game point streak from 3/26-3/30 (1g, 2a)... Ended the regular season with a three-game point streak from 4/2-4/6 (1g, 2a)... Recorded his first Hurricanes playoff point with an assist in Game 4 of the First Round vs. WSH (4/18)... Scored his first postseason goal with Carolina in Game 2 of the Second Round at NYI (4/28).





BRETT PESCE 22



Defenseman • Shoots Right

Acquired: 2013 NHL Entry Draft

6'4" • 201 lbs.

2019-20 Team: Carolina (NHL)

11/15/94 • Tarrytown, N.Y.

Drafted: Carolina 2013 (3-66)

CAREER STATS

YEAR	TEAM	LEAGUE	REGULAR SEASON					PLAYOFFS				
			GP	G	A	P	PIM	GP	G	A	P	PIM
2008-09	North Jersey	AYHL	26	5	10	15	26	—	—	—	—	—
2009-10	North Jersey	AYHL	32	2	11	13	6	—	—	—	—	—
2010-11	North Jersey	AYHL	20	9	18	27	8	—	—	—	—	—
2011-12	Jersey Hitmen	EJHL	17	1	5	6	18	—	—	—	—	—
	USNTDP U18	U-18	4	0	0	0	0	—	—	—	—	—
2012-13	New Hampshire	Hockey East	38	1	5	6	10	—	—	—	—	—
2013-14	New Hampshire	Hockey East	41	7	14	21	6	—	—	—	—	—
2014-15	New Hampshire	Hockey East	31	3	13	16	32	—	—	—	—	—
	Charlotte	AHL	4	0	1	1	6	—	—	—	—	—
2015-16	Carolina	NHL	69	4	12	16	16	—	—	—	—	—
	Charlotte	AHL	3	1	2	3	0	—	—	—	—	—
2016-17	Carolina	NHL	82	2	18	20	20	—	—	—	—	—
2017-18	Carolina	NHL	65	3	16	19	18	—	—	—	—	—
2018-19	Carolina	NHL	73	7	22	29	24	15	0	6	6	0
2019-20	Carolina	NHL	61	4	14	18	27	—	—	—	—	—
Hurricanes/NHL Totals (5 seasons)			350	20	82	102	105	15	0	6	6	0

June 30, 2013 — Selected by the Carolina Hurricanes in the 2013 NHL Draft. Third round, 66th overall.
 March 27, 2015 — Signed a three-year, entry-level contract with the Carolina Hurricanes.

HIGHLIGHTS

NHL FIRSTS:

Game: 10/24/15; 5-2 L at SJ

Point: 10/30/15; 3-2 W vs. COL (assist)

Goal: 11/22/15; 4-3 W vs. LA (Quick)

SHOOTOUTS:

0 attempts, 0 goals

0 game-deciding goals

NHL HIGHS:

Goals: 1-20x (last: 12/27/19; 5-3 L at NYR)

Assists: 2-8x (last: 2/14/20; 5-2 W at NJ)

Points: 2-11x (last: 2/14/20; 5-2 W at NJ)

Penalty Min: 5 (1/21/20; 4-1 W at WPG)

Goal Streak: 2-2x (last: 10/9/18-10/13/18: 2g, 1a)

Assist Streak: 3-2x (last: 12/31/19-1/5/20: 3a)

Point Streak: 3-3x (last: 12/31/19-1/5/20: 3a)

PERSONAL

Brett is single and spends his summers in New York... He started playing hockey at the age of three and his first youth team was the Westchester Vipers... He says his dad had the biggest influence on his career and the best advice he's ever received is to "never settle in life"... His favorite team growing up was the New York Rangers and his favorite player was Ryan McDonagh... Brett's first job was in landscaping... His favorite television show is Friday Night Lights, favorite movie is Wedding Crashers, favorite actor is Kevin Hart and favorite musical artist is Luke Bryan... Brett's Twitter and Instagram handle is @brettpesce22 and his favorite app is Snapchat... His favorite website is Netflix and favorite

vacation spots are Florida and Avalon, NJ... His biggest talent outside of hockey is bowling... Brett also excelled in lacrosse growing up... His favorite food is pizza and favorite video games are Halo and Call of Duty... He is a fan of the Dallas Cowboys and his favorite athlete outside of hockey is Stephen Curry... His favorite road city is Los Angeles, favorite road arena is United Center and favorite team to play against is the New York Rangers... His favorite former teammate was his older brother, Brad... The celebrity he'd most like to meet is The Rock... His favorite thing about playing in the NHL is that it's the best league in the world... Brett's most memorable hockey moment was his first NHL goal.



2019-20 REGULAR SEASON

Completed his fifth NHL/Hurricanes season... Registered 18 points (4g, 14a) in 61 games... Set a career high in penalty minutes (27)... Led the team and ranked tied for sixth in the NHL in shorthanded time on ice per game (3:16)... Ranked tied for second on the team in blocked shots (91)... Earned an assist in the season opener vs. MTL (10/3)... Scored his first goal of the season vs. TB (10/6)... Scored a goal vs. NYI (10/11)... Played 300th career NHL/Hurricanes game vs. CHI (10/26)... Tallied two assists vs. OTT (11/11)... Scored a goal vs. FLA (11/23)... Scored a goal

at NYR (12/27)... Earned an assist vs. TB (1/5), extending his assist streak to three games (12/31-1/5: 3a)... Recorded 100th career NHL point (assist) vs. NYI (1/19)... Registered two assists vs. NJ (2/14)... Missed the final seven games of the regular season and playoffs due to a shoulder injury... **Longest assist streak:** 3 games (12/31-1/5: 3a)... **Longest point streak:** 3 games (12/31-1/5: 3a)... **Multi-assist games:** 2 (last: 2/14 vs. NJ: 2a)... **Multi-point games:** 2 (last: 2/14 vs. NJ: 2a).

CAREER

Entering his sixth NHL season with Carolina... Selected by the Hurricanes in the third round, 66th overall, of the 2013 NHL Draft... Ranked 40th on NHL Central Scouting's final list of North American skaters for the 2013 Draft... Signed a three-year, entry-level contract with the Hurricanes on 3/27/15... Signed a six-year extension on 8/1/17 that runs through the 2023-24 season... Spent three seasons with the New Jersey Avalanche of the Atlantic Youth Hockey League (AYHL) from 2008-2011, totaling 55 points (16g, 39a) in 72 games... **2011-12:** Played for the New Jersey Hitmen of the Eastern Junior Hockey League (EJHL), earning six points (1g, 5a) in 17 games... Also spent time with the U.S. National Development team during the holiday break that season, appearing in four games for the Under-18 team... Represented the U.S. Under-18 team at the 2011 Ivan Hlinka Memorial Tournament in Slovakia and the Czech Republic, notching an assist on the game-winning goal vs. Russia... **2012-13:** Completed his freshman season for the University of New Hampshire (Hockey East), totaling six points (1g, 5a) in 38 games... Was sixth on the team in plus/minus (+7)... Appeared in all but one of the Wildcats' games... Earned his first career point with an assist at Colorado College (11/23)... Netted his first collegiate goal at UMass-Lowell (12/1)... **2013-14:** Played all 41 games for New Hampshire during his sophomore season, setting career highs in goals (7), assists (14) and points (21)... Netted his first goal of the season vs. UMass Lowell (11/2)... Registered a pair of assists vs. Princeton (12/29)... Had a 10-game point streak (5g, 8a) from 1/24-3/1... Scored a goal and tallied two assists for a career-high three points vs. Notre Dame (1/31)... Matched that mark with a goal and two assists in the decisive game three of the Hockey East Quarterfinals against Northeastern (3/16), including the game-winning goal with 6:19 left in the third period... **2014-15:** Completed his third year of college hockey for New Hampshire, ranking second among Wildcats defensemen in points (16) and first in assists (13)... Was tied for fourth among all UNH skaters in plus/minus (+10)... Scored a goal and added an assist vs. Michigan (10/17)... Earned points in four consecutive games from 2/7-2/20 (1g, 4a)... Assisted on all three of UNH's goals in a 3-0 victory against Merrimack (2/28)... Completed his collegiate career with 43 points (11g, 32a) in 110 games for New Hampshire... Joined Charlotte of the American Hockey League (AHL) after signing his professional contract with the Hurricanes on 3/27, appearing in four games for the Checkers... Made his pro debut vs. Oklahoma City (4/2)... Earned his first pro point with an assist vs. Oklahoma City (4/3)... **2015-16:** Completed his rookie season with Carolina, totaling 16 points (4g, 12a) in 69 games... Appeared in three games on the American Hockey League (AHL) level for Charlotte, posting three points (1g, 2a)... Was tied for fourth among NHL rookie defensemen in goals (4) and tied for sixth in scoring (16 points)...

Ranked ninth among all NHL defensemen in takeaways (43) and ninth among NHL rookie defensemen in blocks (83)... Made his NHL/Hurricanes debut at SJ (10/24)... Earned first NHL/Hurricanes point (assist) vs. COL (10/30)... Beat Jonathan Quick for his first NHL goal and added an assist vs. LA (11/22) for his first career multi-point game... Had a two-game goal streak from 11/22-11/23 (2g, 1a)... Posted a three-game point streak from 12/11-12/15 (0g, 3a)... **2016-17:** Completed his second NHL/Hurricanes season, setting career highs in assists (18) and points (20)... Was one of six Carolina players to skate in all 82 games... Tied for first on the team and 10th among all league defensemen with a +23 rating... His +23 rating was tied for the fourth-best plus/minus season in franchise history... Ranked second on the team with 148 blocked shots... Notched an assist in his 100th NHL/Hurricanes game vs. BUF (12/17)... Registered assists and points in two straight games from 12/17-12/22 (0g, 2a)... Had assists and points in two straight games from 3/11-3/13 (0g, 2a)... Set a new career high with his 17th point of the season vs. DET (3/28)... Earned his first multi-point game of the season with two assists, and registered a career high 27:17 of ice time vs. STL (4/8)... **2017-18:** Registered 19 points (3g, 16a) in 65 games with the Hurricanes... Ranked third on the team in time on ice per game (20:54) and blocked shots (101)... Recorded a season-high 26:15 of ice time at EDM (10/17)... Earned his first point of the season with an assist vs. TB (10/24)... Recorded his second career multi-assist game at PIT (1/4)... Scored the game-winning goal vs. MTL (2/1)... Recorded two points (1g, 1a) vs. VAN (2/9)... Played in his 200th NHL/Hurricanes game vs. LA (2/13)... Scored a goal at NJ (2/15)... **2018-19:** Posted career highs in goals (7), assists (22) and points (29) while skating in 73 games... Set franchise record for plus/minus with a +35 rating... Finished second on the team with 131 blocked shots... Posted two points (1g, 1a) at MIN (10/13)... Scored the game-winning goal at ANA (12/7)... Tallied two assists at MTL (12/13)... Recorded two assists at NYR (2/8)... Posted 12 points (2g, 10a) in 16 March games, marking his most points in a calendar month in his NHL career... Tallied a three-game point streak from 3/1-3/5 (1g, 3a)... Posted two assists vs. STL (3/1)... Registered two assists at NSH (3/9)... Logged a season-high 24:41 of ice time at COL (3/11)... Scored the game-winning goal vs. MIN (3/23)... Made his NHL playoff debut in Game 1 of the Eastern Conference First Round at WSH (4/11)... Tallied his first postseason point with an assist in Game 6 vs. WSH (4/22)... Earned two assists in Carolina's Game 7 victory at WSH (4/24)... Recorded an assist on Jordan Staal's game-winning goal in overtime of Game 1 of the Second Round at NYI (4/26) to extend his assist streak to three games (4/22-4/26: 4a).



JAMES REIMER 47



Goaltender • Catches Left

Acquired: 6/30/19, Trade with Florida

6'3" • 213 lbs.

2019-20 Team: Carolina (NHL)

3/15/88 • Morweena, Man.

Drafted: Toronto 2006 (4-99)

CAREER STATS

YEAR	TEAM	LEAGUE	REGULAR SEASON							PLAYOFFS						
			GP	MIN	GA	SO	GAA	W-L-OT		GP	MIN	GA	SO	GAA	W-L	
2005-06	Red Deer	WHL	34	1,709	80	0	2.81	7-18-3		—	—	—	—	—	—	
2006-07	Red Deer	WHL	60	3,339	148	3	2.66	26-23-7		7	417	27	0	3.88	3-4	
2007-08	Red Deer	WHL	30	1,668	76	1	2.73	8-15-4		—	—	—	—	—	—	
2008-09	Toronto	AHL	3	183	10	0	3.28	1-2-0		—	—	—	—	—	—	
	South Carolina	ECHL	6	363	8	0	1.32	6-0-0		8	497	18	0	2.17	4-3	
	Reading	ECHL	22	1,236	68	0	3.30	10-7-3		—	—	—	—	—	—	
2009-10	Toronto	AHL	26	1,520	57	1	2.25	14-8-2		—	—	—	—	—	—	
2010-11	Toronto	NHL	37	2,080	90	3	2.60	20-10-5		—	—	—	—	—	—	
	Toronto	AHL	15	858	37	3	2.59	9-5-1		—	—	—	—	—	—	
2011-12	Toronto	NHL	34	1,879	97	3	3.10	14-4-4		—	—	—	—	—	—	
2012-13	Toronto	NHL	33	1,856	76	4	2.46	19-8-5		7	438	21	0	2.87	3-4	
2013-14	Toronto	NHL	36	1,785	98	1	3.29	12-16-1		—	—	—	—	—	—	
2014-15	Toronto	NHL	35	1,767	93	0	3.16	9-16-1		—	—	—	—	—	—	
2015-16	Toronto	NHL	32	1,809	75	0	2.49	11-12-7		—	—	—	—	—	—	
	San Jose	NHL	8	481	13	3	1.62	6-2-0		1	29	1	0	2.06	0-0	
2016-17	Florida	NHL	43	2,325	98	3	2.53	18-16-5		—	—	—	—	—	—	
2017-18	Florida	NHL	44	2,411	120	4	2.99	22-14-6		—	—	—	—	—	—	
2018-19	Florida	NHL	36	1,805	93	0	3.09	13-12-5		—	—	—	—	—	—	
2019-20	Carolina	NHL	25	1,379	61	3	2.66	14-6-2		3	179	7	0	2.36	2-1	
Hurricanes Totals (1 season)			25	1,379	61	3	2.66	14-6-2		3	179	7	0	2.36	2-1	
NHL Totals (10 seasons)			363	19,577	914	24	2.80	158-126-41		11	646	29	0	2.70	5-5	

June 24, 2006 — Selected by the Toronto Maple Leafs in the 2006 NHL Draft. Fourth round, 99th overall.

February 27, 2016 — Acquired by the San Jose Sharks from the Toronto Maple Leafs along with Jeremy Morin in exchange for Alex Stalock, Ben Smith and a third-round selection in the 2018 NHL Draft (Riley Slotts).

July 1, 2016 — Signed by the Florida Panthers as a free agent.

June 30, 2019 — Acquired by the Carolina Hurricanes from the Florida Panthers in exchange for Scott Darling and a sixth-round selection in the 2020 NHL Draft.

PERSONAL

James and his wife, April, have two children... He and his family spend their summers in Kelowna... James was three years old when he began playing hockey and the biggest influence on his career was his parents... The best advice he's ever been given is "obstacles are things you see when you lose sight of the goal"... James' favorite players growing up were Ed Belfour and Mario Lemieux... His favorite teams were the Winnipeg Jets and Dallas Stars... His favorite TV show is Last Man Standing and his favorite movie is Gladiator... James' favorite actor is Dwayne "The Rock" Johnson and his favorite band

is U2... His favorite vacation destination is Hawaii and his favorite restaurant is Mastro's Steakhouse... James' favorite sport to play other than hockey is Spikeball and his biggest talent is swimming... His favorite team is the New England Patriots and the person he'd most like to meet is Tom Brady... James' favorite road city is Anaheim, his favorite road arena is Xcel Energy Center in St. Paul and his favorite team to play against is the Dallas Stars... His most memorable hockey moment was playing in the 2013 playoffs with the Toronto Maple Leafs.

HIGHLIGHTS

NHL FIRSTS:

Game: 12/20/10; 3-6 L vs. ATL

Win: 1/11/11; 5-1 W at OTT

Shutout: 2/3/11; 3-0 W vs. CAR

NHL SHOOTOUTS AND PENALTY SHOTS:

Shootout Stats: 20-21 (44 goals on 145 attempts)

Career Penalty Shots: 8 (3 goals on 8 attempts)

NHL HIGHS:

Saves: 49-4x (last: 4/4/15; 1-2 OT L at BOS)

Shots Faced: 50-5x (last: 10/8/19; 6-3 W at FLA)

Win Streak: 6 (2/7/13-3/6/13)

Streak w/out Regulation Loss:

10 (2/8/11-3/3/11: 7-0-3)

Shutout Sequence: 141:44 (12/22/17-12/28/17)



2019-20 REGULAR SEASON

Completed his 10th NHL season and first with the Hurricanes... Posted a 14-6-2 record with three shutouts, a 2.66 goals-against average and a .914 save percentage... Led the team in goals-against average and save percentage... Ranked tied for eighth in the NHL in shutouts... Earned his first Hurricanes win in his Carolina debut at WSH (10/5)... Made 47 saves in win at FLA (10/8)... Made 32 saves in win at MIN (11/16)... Made 19 saves to earn his first shutout of the season at DET (11/24)... Stopped 36 of 38 shots in win at TB (11/30)... Made 33 saves in win at EDM (12/10)... Made 32 saves to earn his second shutout of the season at CGY (12/14)... Stopped all 41 shots he faced to earn his third shutout of the season vs. LA (1/11)... Stopped 35 of 37 shots vs.

ANA (1/17)... Made 32 saves in win vs. VAN (2/2)... Made 30 saves in win at ARI (2/6)... Made 33 saves at VGK (2/8) to earn his fourth straight victory (1/19-2/8)... Earned a 2-1 record, 2.36 goals-against average and .934 save percentage in three playoff games... Made 37 saves in Hurricanes playoff debut in series-clinching win in Game 3 of Eastern Conference Qualifying Round at NYR (8/4)... Made 33 saves in win in Game 2 of Eastern Conference First Round at BOS (8/13)... **Saves:** 651... **Shots Faced:** 712... **Win Streak:** 4 games (1/19-2/8)... **Starts Streak:** 2 games-4x (last: 2/6-2/8)... **Streak w/out Regulation Loss:** 7 games (1/7-2/8: 6-0-1).

CAREER


Entering his 11th NHL season and second with the Hurricanes... Acquired by Carolina from the Florida Panthers on 6/30/19 in exchange for Scott Darling and a sixth-round selection in the 2020 NHL Draft... Represented Canada at the 2011 and 2014 IIHF World Championships... Named Kelly Cup Playoffs MVP after winning an ECHL title with South Carolina in 2008-09... **2005-06:** Made 34 appearances in his first WHL season with Red Deer, posting a 7-18-3 record, 2.81 goals-against average and .910 save percentage... Made eight saves on nine shots in relief in WHL debut at Calgary (9/25)... Made 28 saves in first career WHL start at Regina (9/30)... Made a season-high 47 saves at Medicine Hat (10/14)... Stopped 24 of 25 shots faced for first career WHL win at Calgary (11/20)... **2006-07:** Registered a 26-23-7 record, 2.66 goals-against average, .912 save percentage and three shutouts in 60 WHL games with Red Deer... Finished second among WHL goalies in games played... Posted a 10-game point streak from 10/1-11/3 (8-0-2)... Won six straight starts from 10/21-11/3... Named CHL Goaltender of the Week (10/24)... Made a season-high 39 saves vs. Prince George (12/8)... Stopped all 21 shots faced for first career WHL shutout at Calgary (1/11)... Earned a 25-save shutout vs. Kelowna (1/27)... Recorded a 25-save shutout vs. Kamloops (2/17)... Posted a 3-4 record, 3.88 goals-against average and .871 save percentage in seven playoff games... Made 38 saves to earn the win in WHL playoff debut at Medicine Hat (3/23)... **2007-08:** Posted an 8-15-4 record, 2.73 goals-against average, .916 save percentage and one shutout in 30 WHL games with Red Deer... Made a season-high 47 saves at Calgary (11/24)... Recorded a 46-save shutout vs. Moose Jaw (1/11)... **2008-09:** Registered a 16-7-3 record, 2.85 goals-against average and .917 save percentage in 28 ECHL games split between Reading and South Carolina... Won Kelly Cup with South Carolina... Also appeared in three AHL games with Toronto, earning a 1-2-0 record, 3.28 goals-against average and .882 save percentage... Began the season with Reading... Recalled to AHL (12/21)... Made 25 saves on 27 shots to earn the win in AHL debut vs. Manitoba (12/27)... Reassigned to Reading (12/29)... Finished regular season with South Carolina, winning all six starts and posting a 1.32 goals-against average and .961 save

percentage with the Stingrays... Registered a 4-3 record, 2.17 goals-against average and .929 save percentage in eight playoff appearances with South Carolina... Named Kelly Cup Playoffs MVP... **2009-10:** Appeared in 26 AHL games with Toronto, earning a 14-8-2 record, 2.25 goals-against average, .925 save percentage and one shutout... Earned a point in seven straight decisions from 11/1-2/13 (6-0-1)... Made 31 saves for first career AHL shutout vs. Manitoba (2/20)... **2010-11:** Split the season between the AHL and NHL with Toronto... Posted a 9-5-1 record, 2.59 goals-against average, .920 save percentage and three shutouts in 15 AHL games with the Marlies... Registered a 20-10-5 record, 2.60 goals-against average, .921 save percentage and three shutouts in 37 NHL games with the Maple Leafs... Began the season in the AHL... Earned a point in seven straight AHL decisions from 11/3-1/16 (6-0-1)... Registered a 32-save shutout at Texas (11/6)... Posted a 29-save shutout vs. Abbotsford (12/4)... Recalled to NHL (12/17)... Made NHL debut and stopped all four shots faced in relief vs. ATL (12/20)... Made first career NHL start and stopped 32 of 33 shots faced to earn the win at OTT (1/1)... Made 41 saves in win at ATL (1/7)... Stopped 40 of 42 shots faced in win at SJ (1/11)... Reassigned to AHL (1/14)... Recorded a 29-save shutout vs. Peoria (1/22)... Recalled to NHL (1/23)... Stopped all 27 shots faced for first career NHL shutout vs. CAR (2/3)... Earned a point in 10 straight decisions from 2/8-3/3 (7-0-3)... Posted a 22-save shutout vs. OTT (2/19)... Registered a four-game win streak from 3/16-3/24... Recorded a 29-save shutout vs. MIN (3/22)... Named NHL Rookie of the Month for March after posting a 9-4-1 record during the month... **2011-12:** Appeared in 34 NHL games for Toronto, earning a 14-14-4 record, 3.10 goals-against average, .900 save percentage and three shutouts... Opened the season with a 32-save shutout vs. MTL (10/6)... Posted 40 saves in back-to-back starts vs. LA (12/19) and vs. BUF (12/22)... Earned shutouts in back-to-back starts with 25 saves vs. PIT (2/1) and 49 saves at OTT (2/4)... Made 43 saves in win at NJ (3/23)... **2012-13:** Registered a 19-8-5 record, 2.46 goals-against average, .924 save percentage and four shutouts in 33 appearances to help Toronto reach the playoffs for the first time since 2003-04... Won six straight decisions from 2/7-3/6...

Posted a 37-save shutout at MTL (2/9)... Earned a point in seven straight decisions from 3/16-3/30 (4-0-3)... Recorded a 31-save shutout at OTT (3/30)... Registered a 32-save shutout vs. NJ (4/15)... Played 100th career NHL game vs. NYI (4/18)... Made 49 saves on 50 shots in win at OTT (4/20)... Posted a 34-save shutout at FLA (4/25)... Registered a 3-4 record, 2.87 goals-against average and .923 save percentage in seven playoff games during the Eastern Conference Quarterfinals vs. BOS... Made 36 saves in NHL playoff debut in Game 1 at BOS (5/1)... Stopped 39 of 41 shots for first career NHL playoff win in Game 2 at BOS (5/4)... Made 43 saves on 44 shots in Game 5 win at BOS (5/10)... Stopped 29 of 30 shots faced in Game 6 win vs. BOS (5/12)... **2013-14:** Made 36 NHL appearances for Toronto, posting a 12-16-1 record, 3.26 goals-against average, .911 save percentage and one shutout... Earned the win in his first four decisions of the season (10/1-10/29)... Posted a 43-save shutout at EDM (10/29)... Made 43 saves at VAN (11/2)... Stopped 49 of 50 shots faced to earn the win vs. WSH (11/23)... Made 47 saves in win at OTT (12/7)... Made 42 saves at SJ (3/11)... Stopped all 31 shots faced in relief to earn win at LA (3/13)... **2014-15:** Posted a 9-16-1 record, 3.16 goals-against average and .907 save percentage in 35 NHL games with Toronto... Stopped 45 of 47 shots faced in win vs. CHI (11/1)... Made 41 saves on 42 shots in win at DET (12/10)... Stopped 40 of 41 shots faced in win vs. TB (3/31)... Made 49 saves on 50 shots at BOS (4/4)... **2015-16:** Registered a 17-14-7 record, 2.31 goals-against average, .922 save percentage and three shutouts in 40 NHL games with Toronto and San Jose... Began the season with the Maple Leafs... Stopped 43 of 44 shots faced in win vs. DAL (11/2)... Won five straight starts from 11/10-11/20... Made 43 saves on 45 shots in win vs. VAN (11/14)... Made 39 saves to earn the win in 200th career NHL game at BOS (2/2)... Traded to San Jose (2/27)... Posted a 6-2-0 record, 1.62 goals-against average, .938 save percentage and three shutouts in eight games with the Sharks... Made 22 saves in Sharks debut vs. VAN (3/5)... Posted a 31-save shutout for first Sharks win at EDM (3/8)... Stopped all 25 shots faced in shutout

win vs. ARI (3/20)... Recorded a 29-save shutout at MIN (4/5)... Made one playoff appearance in relief, stopping six of seven shots faced in Game 4 of Western Conference Final vs. STL (5/21)... **2016-17:** Signed with Florida as a free agent (7/1)... Posted an 18-16-5 record, 2.53 goals-against average, .920 save percentage and three shutouts in 43 NHL games with Florida... Made 25 saves in Panthers debut at TB (10/18)... Stopped 34 of 36 shots faced for first Panthers win at DET (10/30)... Earned a point in seven straight decisions from 12/31-2/20 (6-0-1)... Earned the win in five straight decisions from 1/26-2/20... Made 22 saves to earn 100th career NHL win vs. ANA (2/3)... Posted a 25-save shutout vs. CHI (3/25)... Closed out the regular season with back-to-back shutouts, making 30 saves vs. BUF (4/8) and 38 saves at WSH (4/9)... **2017-18:** Registered a 22-14-6 record, 2.99 goals-against average, .913 save percentage and four shutouts in 44 NHL games with Florida... Established new career highs in games played, starts (42), wins, saves (1,253) and shots faced (1,373)... Made 41 saves on 42 shots at WSH (10/21)... Stopped 44 of 47 shots faced at CAR (12/2)... Won five straight starts from 12/19-12/30... Posted a 38-save shutout vs. OTT (12/23)... Recorded a 38-save shutout vs. MTL (12/30)... Made 46 saves on 48 shots at CBJ (1/7)... Earned a 46-save shutout vs. BOS (3/15)... Registered a 32-save shutout at NYI (3/26)... Made 19 saves in 300th career NHL game at BOS (3/31)... **2018-19:** Posted a 13-12-5 record with a 3.09 goals-against average and .900 save percentage in 36 appearances with Florida... Stopped 15 of 16 shots faced in relief in season debut at TB (10/6)... Made 20 saves on 22 shots to earn first win of the season at NYI (10/24)... Stopped 34 of 35 shots faced in win vs. OTT (11/11)... Made 34 saves on 35 shots in win vs. PHI (12/29)... Stopped all 12 shots faced in relief to earn win at DET (12/31)... Made 37 saves in win at NSH (1/19)... Stopped 34 of 35 shots faced in win vs. VGK (2/2)... Won three consecutive starts from 2/14-2/19... Made a season-high 41 saves in win vs. CGY (2/14)... Stopped 32 of 34 shots in win vs. BUF (2/19).





BRADY SKJEI 76



Defenseman • Shoots Left

6'3" • 210 lbs.

3/26/94 • Lakeville, Minn.

Acquired: 2/24/20, Trade with NY Rangers

2019-20 Teams: Carolina/NY Rangers (NHL)

Drafted: NY Rangers 2012 (1-28)

CAREER STATS

YEAR	TEAM	LEAGUE	REGULAR SEASON					PLAYOFFS				
			GP	G	A	P	PIM	GP	G	A	P	PIM
2008-09	Lakeville North	High-MN	25	2	12	14	6	—	—	—	—	—
2009-10	Lakeville North	High-MN	25	7	16	23	24	3	3	2	5	2
2010-11	USNTDP	U-17	55	5	14	19	24	—	—	—	—	—
	USNTDP	USHL	36	1	5	6	14	2	0	0	0	0
2011-12	USNTDP	U-18	60	4	19	23	36	—	—	—	—	—
	USNTDP	USHL	24	3	9	12	12	—	—	—	—	—
2012-13	Minnesota	WCHA	36	1	2	3	14	—	—	—	—	—
2013-14	Minnesota	Big Ten	40	6	8	14	30	—	—	—	—	—
2014-15	Minnesota	Big Ten	33	1	9	10	32	—	—	—	—	—
	Hartford	AHL	8	0	0	0	0	15	1	2	3	16
2015-16	NY Rangers	NHL	7	0	0	0	4	5	0	2	2	2
	Hartford	AHL	68	4	24	28	36	—	—	—	—	—
2016-17	NY Rangers	NHL	80	5	34	39	42	12	4	1	5	10
2017-18	NY Rangers	NHL	82	4	21	25	39	—	—	—	—	—
2018-19	NY Rangers	NHL	78	8	17	25	44	—	—	—	—	—
2019-20	NY Rangers	NHL	60	8	15	23	41	—	—	—	—	—
	Carolina	NHL	7	0	1	1	4	8	0	2	2	4
Hurricanes Totals (1 season)			7	0	1	1	4	8	0	2	2	4
NHL Totals (5 seasons)			314	25	88	113	174	25	4	5	9	16

June 22, 2012 — Selected by the New York Rangers in the 2012 NHL Draft. First round, 28th overall.

February 24, 2020 — Acquired by the Carolina Hurricanes from the New York Rangers in exchange for a first-round pick in the 2020 NHL Draft.

PERSONAL

Brady and his fiancée, Gracia, spend their summers in Minnesota... His nicknames are Shaysie and Brades... His grandfather, Stan Skjei, and uncle, Brett Sadek, played football at the University of Minnesota... His father, Scott, played football at Augsburg University... Brady started playing hockey at the age of five... His favorite player growing up was Marian Gaborik and his favorite team was the Minnesota Wild... His favorite television show is Entourage, favorite musician is Dave Matthews Band and favorite movie is Dumb and Dumber... His favorite actor is Leonardo DiCaprio... Brady is on Twitter and Instagram at @BradySkjei...

His favorite thing to do away from the rink is play golf... His favorite restaurant is Marc Forgione in New York and his favorite food is BBQ... Brady's favorite athlete is Patrick Mahomes and his favorite team is the Minnesota Vikings... If he wasn't playing hockey, Brady would be a real estate agent... His favorite road city is Minneapolis/St. Paul, his favorite road arena is T-Mobile Arena in Las Vegas, and his favorite team to play against is the New York Rangers... His most memorable hockey moment was Justin Holl's game-winning goal with 0.6 seconds remaining vs. North Dakota in the NCAA semifinals.

HIGHLIGHTS

NHL FIRSTS:

Game: 12/15/15; 4-2 W vs. EDM

Point: 10/13/16; 5-3 W vs. NYI (assist)

Goal: 12/11/16; 5-0 W vs. NJ (Schneider)

SHOOTOUTS:

0 attempts, 0 goals

0 game-deciding goals

NHL HIGHS:

Goals: 2 (2/24/19; 6-5 L (OT) at WSH)

Assists: 3 (3/28/17; 5-4 L (OT) at SJ)



Points: 3 (3/28/17; 5-4 L (OT) at SJ)

Penalty Min: 6 (3/2/18; 3-1 W at CGY)

Goal Streak: 2 (2/23/19-2/24/19: 3g)

Assist Streak: 6 (10/30/16-11/8/16: 7a)

Point Streak: 6 (10/30/16-11/8/16: 7a)



2019-20 REGULAR SEASON

Completed his fifth NHL season and first with the Hurricanes... Registered 24 points (8g, 16a) in 67 games... Earned 23 points (8g, 15a) in 60 games with the Rangers and one assist in seven games with Carolina... Set his career high in penalty minutes (45) and tied his career high in goals... Began season with NYR... Recorded two assists vs. BUF (10/24)... Scored a goal vs. BOS (10/27)... Scored a goal vs. FLA (11/10)... Earned two assists at MTL (11/23)... Scored a goal vs. MIN (11/25)... Scored a goal vs. NJ (11/30)... Earned an assist at VGK (12/8), marking his 100th NHL point... Tallied two assists at SJ (12/12)... Scored a goal vs. TOR (12/20)... Scored a goal and logged a season-high 27:12 of ice time vs. COL (1/7)... Earned two assists vs. NYI (1/13)... Scored a goal vs. CBJ (1/19)... Played his 300th NHL game vs. LA (2/9)... Scored a goal at

CAR (2/21)... Acquired by the Hurricanes from the NY Rangers in exchange for a first-round pick in the 2020 NHL Draft (2/24)... Made Hurricanes debut vs. DAL (2/25)... Recorded first career Hurricanes point (assist) vs. COL (2/28)... Registered two assists in eight playoff games... Made Hurricanes playoff debut in Game 1 of Eastern Conference Qualifying Round vs. NYR (8/1)... Recorded first career Hurricanes playoff point (assist) in Game 3 at NYR (8/4)... Played a playoff-career-high 28:51 in Game 1 of Eastern Conference First Round vs. BOS (8/12)... Posted an assist in Game 4 vs. BOS (8/17)... **Longest assist streak:** 2 games (12/22-12/23: 2a)... **Longest point streak:** 3 games (12/20-12/23: 1g, 2a)... **Multi-assist games:** 4 (last: 1/13 vs. NYI: 2a)... **Multi-point games:** 4 (last: 1/13 vs. NYI: 2a).

CAREER

Entering his sixth NHL season and second with the Hurricanes... Acquired by Carolina from NY Rangers in exchange for a first-round pick in the 2020 NHL Draft on 2/24/20... Selected by the Rangers in the first round, 28th overall, in the 2012 NHL Draft... Posted 112 points (25g, 87a) in 307 NHL games with NY Rangers from 2015-20... Tallied 28 points (4g, 24a) in 76 AHL games with Hartford from 2015-16... Registered 27 points (8g, 19a) in 109 NCAA games with Minnesota from 2012-15 and made three NCAA Tournament appearances with the Golden Gophers... Has represented the United States at the 2012 IIHF U18 World Championship, the 2014 IIHF World Junior Championship, and the 2016, 2017 and 2019 IIHF World Championships... Won gold at the 2012 IIHF World U18 World Championship... **2008-09:** Posted 14 points (2g, 12a) in 25 high school games with Lakeville North (Minn.)... Named Lakeville North's Rookie of the Year... **2009-10:** Tallied 23 points (7g, 16a) in 25 high school games with Lakeville North (Minn.)... Led team to Section 1AA championship... Named team MVP... **2010-11:** Recorded 19 points (5g, 14a) in 55 games with the USNTDP U17 Team, including six points (1g, 5a) in 36 USHL games... Made USHL debut vs. Dubuque (10/9)... Registered first career USHL point (assist) at Waterloo (12/4)... Scored first career USHL goal vs. Indiana (3/8)... Skated in a pair of USHL playoff games... **2011-12:** Posted 23 points (4g, 19a) in 60 games with the USNTDP U18 Team, including 12 points (3g, 9a) in 24 USHL games... Tallied two assists at Sioux City (12/11)... Recorded two assists vs. Muskegon (12/17)... **2012-13:** Registered three points (1g, 2a) in 36 NCAA games during freshman season with Minnesota... Led team freshmen in plus/minus (+11)... Made collegiate debut vs. Michigan State (10/12)... Posted first career collegiate goal and assist vs. Michigan State (10/13)... **2013-14:** Tallied 14 points (6g, 8a) in 40 NCAA games during sophomore season with Minnesota... Named All-Big Ten Honorable Mention... Named to NCAA West Regional All-Tournament Team... Academic All-Big Ten honoree... Scored two goals at Michigan (3/15)... Recorded two assists in NCAA West Regional Semifinal vs. Robert Morris (3/29)... Earned an assist on final-second game-winning goal in Frozen Four Semifinal vs. North Dakota (4/10)... **2014-15:** Registered 10 points

(1g, 9a) in 33 games during junior season with Minnesota... Big Ten Champion... Named All-Big Ten Honorable Mention... Academic All-Big Ten honoree... Earned a three-game point streak from 10/12-11/1 (1g, 2a)... Posted two assists at Wisconsin (1/30)... Played 100th career collegiate game at Penn State (2/21)... Signed entry-level contract with the Rangers (4/1)... Skated in eight AHL games with Hartford... Made AHL debut vs. Syracuse (4/3)... Tallied three points (1g, 2a) in 15 AHL playoff games... Made AHL playoff debut vs. Providence (4/22)... Scored first career AHL playoff goal at Providence (4/26)... Recorded first career AHL playoff assist vs. Hershey (5/15)... **2015-16:** Registered 28 points (4g, 24a) in 68 AHL games with Hartford... Skated in seven NHL games with NY Rangers... Began the season in the AHL... Posted first career AHL regular season point (assist) vs. Providence (10/14)... Scored first career AHL regular season goal vs. Lehigh Valley (11/21)... Tallied three assists vs. Bridgeport (12/12)... Recalled to NY Rangers (12/15)... Made NHL debut vs. EDM (12/15)... Reassigned to Hartford (12/18)... Recorded two assists vs. Albany (1/10)... Earned a three-game point streak from 1/18-1/24 (1g, 2a)... Recalled to NY Rangers (4/5)... Recorded two assists in five playoff games... Registered five hits in 17:08 of ice time in his Stanley Cup Playoff debut in Game 1 at PIT (4/13)... Tallied his first career playoff point with an assist in Game 2 at PIT (4/16)... Recorded an assist in Game 5 at PIT (4/23)... **2016-17:** Tallied 39 points (5g, 34a) in 80 NHL games with NY Rangers... Named to 2016-17 NHL All-Rookie Team, becoming the third defenseman in Rangers franchise history to be named to the NHL's All-Rookie Team... Finished 10th in voting for the Calder Trophy... Ranked tied for fourth among NHL defensemen in even-strength assists (27) and tied for eighth in even-strength points (32)... Led all NHL rookies in even-strength assists... Recorded the most points by Rangers rookie defenseman since Brian Leetch in 1988-89... Registered first career NHL regular season point (assist) vs. NYI (10/13)... Earned a career-long six-game point/assist streak from 10/30-11/8 (7a)... Posted two assists vs. EDM (11/3)... Scored first career NHL goal vs. NJ (12/11)... Tallied two points (1g, 1a) at TOR (1/19)... Took a season-high six shots

vs. CBJ (1/31)... Recorded two assists vs. ANA (2/7)... Registered two assists at NYI (2/16)... Posted three assists at SJ (3/28)... Logged a season-high 25:09 of ice time vs. PIT (3/31)... Added five points (4g, 1a) in 12 NHL playoff games... Ranked tied for second among NHL rookies in goals and tied for fifth in points in the playoffs... Tied the Rangers franchise record for goals by a rookie defenseman in one playoff year (Reijo Ruotsalainen, 1982)... Ranked tied for the team lead in goals, becoming the first Rangers defenseman to either lead the team or tie for the team lead in goals in a playoff year since Brian Leetch (1995)... Scored his first career NHL playoff goal in Game 3 of the First Round vs. MTL (4/16)... Scored a goal in Game 5 at MTL (4/20), becoming the first Rangers defenseman to score at least two playoff goals in his rookie year since Brian Leetch (1989)... Posted the first multi-goal game of his NHL career (2g) in Game 2 of the Second Round at OTT (4/29)... Became the first Rangers defenseman to score two goals in a playoff game since Brian Leetch in Game 2 of the 1995 Eastern Conference Semifinals vs. PHI (3g), as well as the first Rangers rookie defenseman to score two goals in a playoff game since Brian Leetch in Game

4 of the 1989 Patrick Division Semifinals against PIT (2g)... **2017-18:** Tallied 25 points (4g, 21a) in 82 NHL games with NY Rangers... Only Rangers skater to appear in every game... Ranked second on the team in hits (127) and blocked shots (119) and third in average ice time (21:02)... Led Rangers defensemen in even-strength points (18) and shots on goal (153)... Played 100th career NHL game vs. VGK (10/31)... Recorded two assists vs. DET (11/24)... Logged a career-high 27:49 of ice time vs. VAN (11/26)... Registered two assists at BOS (12/16)... Took a season-high five shots at DET (12/29)... Posted two points (1g, 1a) including first career NHL shorthanded goal at SJ (1/25)... Tallied two assists at WSH (3/28)... **2018-19:** Recorded 25 points (8g, 17a) in 78 NHL games with NY Rangers... Set career highs in goals, average ice time (21:14) and hits (178)... Led the Rangers in average ice time... Scored first career NHL overtime goal vs. SJ (10/11)... Logged a season-high 26:16 of ice time vs. EDM (10/13)... Earned an assist in 200th career NHL game at TOR (12/22)... Scored two goals and took a season-high five shots at WSH (2/24)... Registered two assists vs. MTL (3/1).





JACCOB SLAVIN 74



Defenseman • Shoots Left

Acquired: 2012 NHL Draft

6'3" • 213 lbs.

2019-20 Team: Carolina (NHL)

5/1/94 • Erie, Colo.

Drafted: Carolina 2012 (4-120)

CAREER STATS

YEAR	TEAM	LEAGUE	REGULAR SEASON					PLAYOFFS				
			GP	G	A	P	PIM	GP	G	A	P	PIM
2010-11	Chicago	USHL	17	1	0	1	10	—	—	—	—	—
2011-12	Chicago	USHL	60	3	27	30	12	—	—	—	—	—
2012-13	Chicago	USHL	62	5	28	33	6	—	—	—	—	—
2013-14	Colorado College	NCHC	32	5	20	25	11	—	—	—	—	—
2014-15	Colorado College	NCHC	34	5	12	17	2	—	—	—	—	—
2015-16	Carolina	NHL	63	2	18	20	8	—	—	—	—	—
	Charlotte	AHL	14	0	7	7	0	—	—	—	—	—
2016-17	Carolina	NHL	82	5	29	34	12	—	—	—	—	—
2017-18	Carolina	NHL	82	8	22	30	10	—	—	—	—	—
2018-19	Carolina	NHL	82	8	23	31	18	15	0	11	11	0
2019-20	Carolina	NHL	68	6	30	36	10	8	1	1	2	0
Hurricanes/NHL Totals (5 seasons)			377	29	122	151	58	23	1	12	13	0

June 23, 2012 — Selected by the Carolina Hurricanes in the 2012 NHL Draft. Fourth round, 120th overall.

July 1, 2015 — Signed a three-year, entry-level contract with the Carolina Hurricanes.

HIGHLIGHTS

NHL FIRSTS:

Game: 11/20/15; 2-1 L (SO) vs. TOR

Point: 11/30/15; 4-3 L at NYR (assist)

Goal: 12/8/15; 6-5 L at DAL (Lehtonen)

SHOOTOUTS:

16 attempts, 4 goals (25.0%)

3 game-deciding goals

NHL HIGHS:

Goals: 3 (3/13/17; 8-4 W at NYI)

Assists: 3-3x (last: 11/1/19; 7-3 W vs. DET)

Points: 4 (3/13/17; 8-4 W at NYI)

Penalty Min: 4-2x (last: 2/18/18; 3-2 L (OT) vs. NJ)

Goal Streak: 2-5x (last: 10/5/19-10/6/19: 2g)

Assist Streak: 5 games (2/28/17-3/7/17: 5a)

Point Streak: 5-3x (1/21/20-2/6/20: 1g, 4a)

PERSONAL

Jacob and his wife, Kylie, have a daughter named Emersyn... They split their summers between Raleigh and Colorado and have two Goldendoodles named Simba and Lola... He started skating when he was two and his first youth team was the Hyland Hills Jaguars... The biggest influence on his career has been his dad and the best advice he's been given is "All glory to God"... Jacob's favorite team growing up was the Buffalo Sabres and his favorite player was Nicklas Lidstrom... His favorite movie is Miracle, favorite television show is White Collar, favorite app is Snapchat and favorite book is Hunger Games... He enjoys family time and golf when he's away from the rink... Jacob's favorite actor is Will Smith, favorite musical artist is Lecrae,

and favorite vacation spots are Mexico and Whistler, B.C... His first job was working as a baseball umpire... His favorite website is Netflix and favorite meal is steak and potatoes... Jacob's Twitter and Instagram handle is @Jslavin74... His dogs are also on Instagram at @twofloofydoodles... His favorite sport to watch outside of hockey is golf, favorite team is the Denver Broncos and favorite non-hockey athlete is Tim Tebow... His favorite holidays are Christmas and Easter... Jacob's most-memorable hockey moment was scoring his first NHL goal... He likes playing in the NHL because it's the best league in the world... His favorite road city is New York and favorite road arena is United Center.



2019-20 REGULAR SEASON

Completed his fifth NHL/Hurricanes season... Recorded 36 points (6g, 30a) in 68 games... Did not miss a game for the fourth straight season, extending his consecutive games played streak to 371 games... Earned career highs in assists, points, plus/minus (+30) and game-winning goals (3)... Led the NHL in takeaways (81), ranked tied for third in plus/minus and sixth in shorthanded time on ice (210:55)... Ranked tied for fourth among NHL defensemen in even-strength assists (26)... Led Hurricanes in time on ice per game (23:24), blocked shots (107) and takeaways, ranked tied for first in plus/minus, third in assists and tied for third in game-winning goals... Selected to participate in the 2020 NHL All-Star Weekend in St. Louis, marking his first career All-Star Game selection... Won the Accuracy Shooting competition at the All-Star Skills Competition... Finished fourth in Lady Byng Trophy voting... Finished fifth in Norris Trophy voting... Named an alternate captain (9/29)... Scored a goal at WSH (10/5)... Scored the game-winning goal in overtime vs. TB (10/6)... Earned three assists, including his 100th career NHL/Hurricanes assist vs. DET (11/1), becoming the 11th defenseman in franchise history to record 100 career assists with the Hurricanes/Whalers... Earned two points (1g, 1a), including the

game-winning goal at TB (11/30)... Scored the game-winning goal with 1:39 remaining in the third period at COL (12/19)... Earned an assist and was +4 vs. WSH (12/28)... Played his 350th consecutive game at CBJ (1/16), passing Eric Staal for the second-longest ironman streak in franchise history... Scored a goal at ARI (2/6)... Recorded two assists vs. EDM (2/16)... Tallied two assists vs. NYR (2/21)... Earned an assist and logged a season-high 27:58 of ice time vs. COL (2/28)... Earned an assist at MTL (2/29), marking his career-high 30th assist and 35th point of the season... Scored a goal at PIT (3/8)... Posted two points (1g, 1a) in eight playoff games... Led team in playoff ice time per game (26:02)... Ranked tied for first on team in playoff blocked shots (19)... Tallied two points in Game 1 of Eastern Conference Qualifying Round vs. NYR (8/1)... Played a team-high 37:03 in Game 1 of Eastern Conference First Round at BOS (8/12)... **Longest goal streak:** 2 games (10/5-10/6: 2g)... **Longest assist streak:** 4 games (1/21-2/4: 4a)... **Longest point streak:** 5 games-2x (last: 1/21-2/6: 1g, 4a)... **Multi-assist games:** 3 (last: 2/21 vs. NYR: 2a)... **Multi-point games:** 4 (last: 2/21 vs. NYR: 2a).

CAREER

Entering his sixth NHL season with Carolina... Selected by the Hurricanes in the fourth round, 120th overall, in the 2012 NHL Draft... Signed a seven-year contract extension with the Hurricanes on 7/12/17 which goes through the 2024-25 campaign... Had 42 points (10g, 32a) in 66 career collegiate games for Colorado College (NCHC)... Represented the United States at the 2014 World Junior Championship in Sweden, totaling two points (1g, 1a) and a +1 rating in five games... Played for the Colorado Thunderbirds prior to beginning his USHL career... **2010-11:** Appeared in his first USHL season with the Chicago Steel, netting one goal in 17 games... Also spent time with the Colorado Thunderbirds' U-16 and U-18 squads... **2011-12:** Scored three goals and earned 27 assists (30 points), playing in all 60 regular-season games for the Chicago Steel (USHL)... Led all Steel defensemen and ranked tied for eighth among USHL blueliners in scoring (30 points)... Ranked third among Chicago skaters and fifth among USHL defensemen in assists (27)... Was third among Steel skaters in plus/minus (+6)... **2012-13:** Completed his final season in the USHL with Chicago... Led Steel defensemen and was tied for sixth among USHL defensemen in scoring with 33 points (5g, 28a)... Established USHL career highs in games played (62), goals (5), assists (28), points (33) and penalty minutes (33)... His 16 power-play points (1g, 15a) and two game-winning goals were also career highs... Completed his USHL career with 64 points (9g, 55a) in 139 career games... **2013-14:** Named National Collegiate Hockey Conference (NCHC) Rookie of the Year after notching five goals and 20 assists (25 points) in 32 games during his freshman season at Colorado College... Also named to the NCHC All-Rookie Team and NCHC Second All-Star Team... Led all Tigers skaters in points and assists... Was tied for 16th

among all NCAA defensemen in scoring... Earned an assist in his collegiate debut vs. Minnesota-Duluth (10/18)... Netted his first college goal in his second game, vs. Minnesota-Duluth (10/19)... Had his first multi-point game with a pair of assists vs. Nebraska-Omaha (12/7)... Earned his first multi-goal game with two goals at North Dakota (1/10)... Had two four-game point streaks: from 12/14-1/11 (3g, 2a) and from 2/14-2/22 (0g, 5a)... **2014-15:** Named to the NCHC First All-Star Team after totaling five goals and 12 assists (17 points) during his sophomore season at Colorado College... Led Tigers defensemen in assists and points and was tied for first in goals... Assisted on both Colorado College goals at Boston College (10/24)... Earned a career-high three points in consecutive games with a goal and two assists in wins at Connecticut (1/6) and vs. Omaha (1/20)... Matched his career high with two goals at Denver (2/21)... **2015-16:** Completed his rookie season with Carolina, posting 20 points (2g, 18a) in 63 games played... Was fifth among NHL rookie defensemen in points and tied for fourth in assists... Was second among NHL rookie defensemen in time on ice per game (20:59)... Ranked third among all NHL defensemen in takeaways (54)... Ranked first among Hurricanes blueliners in plus/minus (+1), third in points (20) and tied for second in assists (18)... Appeared in 14 games for the Charlotte Checkers of the American Hockey League (AHL) prior to being recalled, totaling seven assists... Made his NHL/Hurricanes debut vs. TOR (11/20)... Earned his first NHL/Hurricanes point with an assist at NYR (11/30)... Beat Kari Lehtonen for his first NHL/Hurricanes goal at DAL (12/8)... Earned a pair of assists at NJ (3/1) for his first career NHL multi-point game... Skated a season-high 29:54 of ice time at TB (3/5)... Scored the game-winning goal in the shootout vs. OTT (3/8)...

CAREER CONTINUED

2016-17: Posted career highs in points (34), assists (29) and shorthanded points (4)... Led the team in blocked shots, (161), takeaways (83), time on ice per game (23:26) and shorthanded time on ice per game (3:07)... Was tied for first in plus/minus rating (plus-23), tied for the fourth-best plus/minus season in franchise history... Ranked second in the NHL in takeaways (83), tied for 10th among league defenseman in plus/minus rating (+23) and led all league blueliners with four shorthanded points... Was one of six Hurricanes skaters to play in all 82 games... Scored the shootout deciding goal at NSH (11/5)... Established career-long assist and point streak from 2/28-3/7 (0g, 5a)... Earned his first career hat trick and added an assist for a career-high four points at NYI (3/13), becoming the youngest defenseman in franchise history to score three goals in a game... Notched two assists vs. NSH (3/18) for his first multi-assist game of the season and became the 15th Carolina blueliner to record 25 or more assists in a single season since relocation... **2017-18:** Registered 30 points (8g, 22a) in 82 games with the Hurricanes... One of four Canes skaters to play in all 82 games... Has played in 221 consecutive games (12/5/15-4/9/18), marking the third-longest consecutive games played streak in franchise history... Posted career highs in goals and shots (154)... Ranked 10th in the NHL and first among League defensemen in takeaways (77)... Led the Hurricanes in blocked shots (154) and time on ice per game (22:35)... Ranked tied for second among Carolina defensemen in goals and assists and ranked third in points... Earned two points (1g, 1a) and logged a season-high 27:34 of ice time at EDM (10/17)... Tallied two points (1g, 1a) at BUF (12/15), including his first career game-winning goal in overtime... Scored his first career power-play goal vs. VGK (1/21)... Played in his 200th NHL/Hurricanes game vs. VAN (2/9)... Played in his 200th consecutive game vs. PIT (2/23), becoming the fifth player in franchise history to record a consecutive games played streak of 200-or-more games... Registered two points (1g, 1a) vs. PHI (3/17)... Recorded two points (1g, 1a) at NYI (3/18)... Recorded his first career three-assist game vs. ARI (3/22), becoming the 20th defenseman in franchise history to earn three-or-more assists in a game... Posted a (+4) rating at OTT (3/24)... **2018-19:** Registered 31 points (8g, 23a)... Played in all 82 games for the third straight season, extending his streak to 303 consecutive games played... Tied his career high in goals... Set a new career high in power-play goals (5)... Led team in TOI per game (23:02) for the third straight season... Posted career highs in hits (70) and takeaways (86)... Led the

Hurricanes and finished sixth in the NHL in takeaways... Led team in blocked shots (133)... Became the 14th defenseman in franchise history to record a power-play goal and a shorthanded goal in the same season... Tallied two assists vs. VAN (10/9)... Tied a single-game career high with seven shots at ARI (11/2)... Scored a PPG in back-to-back games (11/6-11/8: 2g)... Logged a season-high 26:35 of ice time vs. DET (11/10)... Posted two points (1g, 1a) at MTL (12/13)... Recorded a three-game point streak from 1/4-1/8 (2g, 1a)... Tallied 100th career NHL/Hurricanes point with a PPG at NYI (1/8)... Earned a four-game assist streak from 1/20-2/1 (6a)... Tied a single-game career high with three assists at EDM (1/20)... Registered a three-game point streak from 2/21-2/26 (1g, 2a)... Scored a PPG vs. LA (2/26)... Played 300th career NHL/Hurricanes game vs. WPG (3/8)... Scored a SHG vs. PHI (3/30)... Played 300th consecutive NHL/Hurricanes game and scored a PPG at PIT (3/31)... Recorded 11 assists in 15 playoff games, marking the fifth-most assists, and the most by a defenseman, in a single postseason in franchise history... His 11 points during the 2019 playoffs is tied for the second-most points by a defenseman in a single postseason in franchise history... Finished the playoffs ranked tied for fourth among defensemen in assists and sixth in points... Recorded nine assists in Carolina's first round series vs. WSH, establishing a franchise record for assists in one playoff series... Made his NHL playoff debut in Game 1 of the Eastern Conference First Round at WSH (4/11)... Earned his first career postseason points with two assists in Game 2 at WSH (4/13)... Tallied two assists in Game 3 vs. WSH (4/15)... Recorded an assist in Game 4 vs. WSH (4/18), extending his assist streak to three games (4/13-4/18: 5a)... Recorded three assists in Game 7 at WSH (4/24), including an assist on Brock McGinn's series-winning goal in double overtime as the Hurricanes eliminated the defending Stanley Cup champions... Slavin's three-assist game marked the third three-assist game by a defenseman in franchise playoff history, joining Brad Shaw (1990) and Scot Kleinendorst (1987)... Game 7 also marked the third multi-assist game of the series for Slavin, marking the most multi-assist games by a defenseman in a single postseason in franchise history... Slavin's three points also set a franchise record and tied an NHL record for points by a defenseman in a Game 7.

JACCOB SLAVIN CAREER HIGHLIGHTS

Iron Man: Jacob Slavin has not missed a game in four consecutive seasons (2016-20).

He has played in 371 consecutive games, which is the second-longest streak in franchise history and the sixth-longest active streak in the NHL.

Most Consecutive Games Played, Franchise History

1. Dave Tippett (3/3/84-10/7/89): 419
2. Jacob Slavin (12/5/15-present): 371
3. Eric Staal (3/20/04-11/1/09): 349
4. Teuvo Teravainen (1/23/17-present): 268
5. Pat Verbeek (2/27/92-3/22/95): 218

Slavin Away: Slavin recorded 11 points during the 2019 playoffs, which is tied for the second-most points by a defenseman in one postseason in franchise history. Slavin's 11 points trails only Frantisek Kaberle, who recorded 13 points (4g, 9a) in 25 games during the 2006 postseason.

Here to Assist: Earned 11 assists in 15 games during the 2019 playoffs, marking the fifth-most assists, and the most by a defenseman, in a single postseason in franchise history. Slavin also recorded nine assists during the Hurricanes' first round series against Washington in 2019, marking the most assists in a single series by a player in franchise history.

Most Assists, Single Postseason

1. Eric Staal (2006): 19
 2. Cory Stillman (2006): 17
 3. Matt Cullen (2006): 14
 4. Doug Weight (2006): 13
 5. Jacob Slavin (2019): 11
- Justin Williams (2006): 11





JORDAN STAAL 11



Center • Shoots Left

Acquired: 6/22/12, Trade with Pittsburgh

6'4" • 220 lbs.

2019-20 Team: Carolina (NHL)

9/10/88 • Thunder Bay, Ont.

Drafted: Pittsburgh 2006 (1-2)

CAREER STATS

YEAR	TEAM	LEAGUE	REGULAR SEASON					PLAYOFFS				
			GP	G	A	P	PIM	GP	G	A	P	PIM
2004-05	Peterborough	OHL	66	9	19	28	29	14	5	5	10	16
2005-06	Peterborough	OHL	68	28	40	68	69	19	10	6	16	16
2006-07	Pittsburgh	NHL	81	29	13	42	24	5	3	0	3	2
2007-08	Pittsburgh	NHL	82	12	16	28	55	20	6	1	7	14
2008-09	Pittsburgh	NHL	82	22	27	49	37	24	4	5	9	8
2009-10	Pittsburgh	NHL	82	21	28	49	57	11	3	2	5	6
2010-11	Pittsburgh	NHL	42	11	19	30	24	7	1	2	3	2
2011-12	Pittsburgh	NHL	62	25	25	50	34	6	6	3	9	2
2012-13	Carolina	NHL	48	10	21	31	32	—	—	—	—	—
2013-14	Carolina	NHL	82	15	25	40	34	—	—	—	—	—
2014-15	Carolina	NHL	46	6	18	24	14	—	—	—	—	—
2015-16	Carolina	NHL	82	20	28	48	34	—	—	—	—	—
2016-17	Carolina	NHL	75	16	29	45	38	—	—	—	—	—
2017-18	Carolina	NHL	79	19	27	46	26	—	—	—	—	—
2018-19	Carolina	NHL	50	11	17	28	26	15	4	6	10	8
2019-20	Carolina	NHL	68	8	19	27	40	8	0	0	0	4
Hurricanes Totals (8 seasons)			530	105	184	289	244	23	4	6	10	12
NHL Totals (14 seasons)			961	225	312	537	475	96	27	19	46	46

June 24, 2006 — Selected by the Pittsburgh Penguins in the 2006 NHL Entry Draft. First round, second overall.

June 22, 2012 — Acquired by the Carolina Hurricanes from the Pittsburgh Penguins in exchange for Brandon Sutter, Brian Dumoulin and a first-round selection in the 2012 NHL Draft (Derrick Pouliot).

PERSONAL

Jordan and his wife, Heather, were married on June 22, 2012, the same day that he was traded to the Hurricanes... They have two daughters, Abigail and Lilah, and a son, Henry... His brother Eric was drafted by the Hurricanes in 2003 and now plays for the Buffalo Sabres and his brother Marc plays for the Detroit Red Wings... Jordan helped to form the Staal Family Foundation, which benefits children fighting cancer and their families... He hosted families in the Staal Family Foundation suite at PNC Arena throughout the 2017-18 and 2018-19 seasons... Jordan says his parents had the biggest influence on his career, and his favorite player growing up was Joe Thornton... His first youth team was the Norwest Super Squirts and his first job was working on his father's sod farm... Jordan's favorite television show is Family Guy, favorite movie is Gladiator

and favorite food is pierogies... His preferred vacation spot is "a beach" and his favorite Triangle restaurant is Nina's... Jordan enjoys watching football and is a fan of the Pittsburgh Steelers... His favorite athlete outside of hockey is Tiger Woods... His favorite website is nhl.com and favorite video game is Modern Warfare 3... The celebrity Jordan would most like to meet is Denzel Washington... His favorite holiday is Christmas... He's worn No. 11 his entire life, and chose it because it was close to the No. 12 that both his father and his brother, Eric, wear... His favorite road city is Boston, favorite road arena is Bell Centre and favorite team to play against is Philadelphia... His most memorable hockey moment was winning the Stanley Cup with the Penguins in 2009.

HIGHLIGHTS

NHL FIRSTS:

Game: 10/5/06; 4-0 W vs. PHI

Point: 10/12/06; 6-5 W at NYR (goal)

Goal: 10/12/06; 6-5 W at NYR (Lundqvist)

SHOOTOUTS:

0 attempts, 0 goals

0 game-deciding goals

NHL HIGHS:

Goals: 3-2x (last: 11/11/08; 7-6 W (OT) at DET)

Assists: 4 (11/13/17; 5-1 W vs. DAL)

Points: 4-5x (last: 11/13/17; 5-1 W vs. DAL)

Penalty Min: 17 (11/27/09; 3-2 L at NYI)

Goal Streak: 5 (2/3/07-2/10/07: 7g)

Assist Streak: 10 (2/25/12-3/17/12: 3g, 10a)

Point Streak: 10 (2/25/12-3/17/12: 3g, 10a)



2019-20 REGULAR SEASON

Completed his 14th NHL season and eighth with the Hurricanes... Registered 27 points (8g, 19a) in 68 games... Named captain prior to the season... Ranked 10th in the NHL in faceoffs (1,284)... Led the Hurricanes in faceoff win percentage (54.4%) and hits (149)... Ranked second among Carolina forwards in shorthanded time on ice per game (2:21)... Earned two points (1g, 1a) at FLA (10/8)... Played in his 900th NHL game at LA (10/15), becoming the third member of the 2006 NHL Draft class to appear in 900 career NHL games (Phil Kessel, Nicklas Backstrom)... Scored a power-play goal vs. CHI (10/26)... Scored 100th career Hurricanes goal at BUF (11/14), becoming the 17th skater in franchise history to score 100 career Hurricanes goals... Jordan and his brother, Eric (322 goals), are the ninth pair of brothers in NHL history to each score at least 100 goals with the same franchise...

Logged a season-high 21:35 of ice time at TB (11/30)... Recorded 300th career NHL assist at EDM (12/10)... Scored two goals at WPG (12/17) and recorded a career-high 10 shots... Played in his 500th career Hurricanes game at NYR (12/27), becoming the 11th player in franchise history (since relocation) to reach 500 games played... Scored a goal vs. WSH (1/3)... Scored a goal at CBJ (1/16)... Scored a goal at NSH (2/18)... Earned two assists at PIT (3/8), passing Jeff O'Neill (183) for the eighth-most assists in team history (since relocation)... Skated in eight playoff games... Led team in playoff hits (31) and faceoff win percentage (53.8%)... **Longest assist streak:** 3 games-2x (last: 12/5-12/10: 3a)... **Longest point streak:** 3 games-3x (last: 2/18-2/22: 1g, 2a)... **Multi-goal games:** 1 (12/17 at WPG: 2g)... **Multi-assist games:** 1 (3/8 at PIT: 2a)... **Multi-point games:** 3 (last: 3/8 at PIT: 2a).

CAREER

Entering his 15th NHL season and ninth with the Hurricanes... Acquired by the Hurricanes from Pittsburgh on 6/22/12 in exchange for Brandon Sutter, Brian Dumoulin and a first-round pick in the 2012 NHL Draft (Derrick Pouliot)... Signed a 10-year contract extension with the Hurricanes on 7/1/12, which goes through 2022-23... Selected by the Penguins with the second overall pick in the 2006 NHL Entry Draft... Nominated for the Calder Trophy (rookie of the year) in 2006 and the Selke Trophy (best defensive forward) in 2010... Played in a Penguins-franchise-record 358 consecutive games including playoffs (328, Ron Schock) from 12/7/06-4/30/10... His 302-game, regular-season, games-played streak ranks second in Penguins history (313, Schock)... Represented Canada at the 2007 IIHF World Championships along with his brother, Eric, earning a pair of assists and winning a gold medal... Earned three points (1g, 2a) and was (+5) in eight games at the 2013 IIHF World Championship for Canada... Was invited to Canada's orientation camps for the 2010 Olympic Games and the 2014 Olympic Games... **2004-05:** Completed his first season with Peterborough of the Ontario Hockey League (OHL), the same team his brother, Eric, played for in junior hockey... Earned 28 points (9g, 19a) in 66 regular-season games as a 16-year-old for the Petes... Was third on the team in playoff goals with six, totaling 10 points in 14 postseason contests... **2005-06:** Scored 68 points (28g, 40a) in 68 games for Peterborough... Tied for eighth in the OHL in game-winning goals (7)... Selected to play in the 2006 OHL All-Star Game, earning a pair of assists in the contest... Was second among Petes skaters with 10 goals and totaled 16 points (10g, 6a) in 19 playoff games as Peterborough captured the OHL championship... The Petes lost just three of their 19 games en route to the title and a berth in the 2006 Memorial Cup... **2006-07:** Completed his rookie NHL season with the Penguins in his draft year, totaling 42 points (29g, 13a) in 81 games... Ranked second among league rookies in goals (29), trailing only teammate Evgeni Malkin... Established an NHL rookie record with seven shorthanded goals... Also established an NHL record for shooting percentage by a rookie (22.1%), leading all NHL players in that category... Ranked first among Penguins skaters and tied for second among NHL rookies in plus/minus (+16)... Was seventh on the team and sixth among NHL rookies in points (42)... Was a finalist for the

Calder Trophy as the league's top rookie... Named to the NHL's All-Rookie Team... Made his NHL debut vs. PHI (10/5)... Scored his first NHL goal, a shorthanded tally against Henrik Lundqvist, vs. NYR (10/12)... Scored a pair of shorthanded goals vs. CBJ (10/21) to become the youngest player in NHL history to net two shorthanded goals in a game... One of those two goals was on a penalty shot, as he also became the youngest player to score on a penalty shot... Was the first NHL player since 1982 to score his first three NHL goals shorthanded... Netted his 20th goal of the season vs. PHI (2/8), becoming the third-youngest player in NHL history to reach the 20-goal mark, trailing only Ted Lindsay and Sidney Crosby... Was plus or even in 25 consecutive games from 12/15-2/10... Became the youngest player in NHL history (18 years, 153 days) to record a hat trick when he netted three goals, including the overtime winner, vs. TOR (2/10)... Appeared in his first Stanley Cup playoffs, tying Sidney Crosby for the team lead in playoff goals with three as the Penguins dropped a five-game series to Ottawa... Notched a goal in his playoff debut in Game 1 vs. OTT (4/11), becoming the fifth-youngest player in NHL history to score a playoff goal... **2007-08:** Finished the regular-season with 28 points (12g, 16a) in 82 games, and was tied for third among Penguins skaters in game-winning goals (4)... Scored seven of his last nine goals on the road... Had a season-high three points (2g, 1a) vs. TB (1/10)... Appeared in all 20 of Pittsburgh's Stanley Cup playoff games as the Penguins won the Eastern Conference championship before falling to Detroit in the Stanley Cup Final... Was tied for third on the team in playoff goals (6)... Ranked fourth on the team in hits (45) and led Penguins forwards in shorthanded ice time per game (3:16) in the playoffs... Netted the game-winning goal in Game 2 of the conference semifinals vs. NYR (4/27)... Scored two third-period goals in Game 4 vs. PHI (5/15)... **2008-09:** Set then-career-highs in assists (27) and points (49), adding 22 goals... Led Penguins forwards and ranked second on the team in shorthanded ice time per game (3:31)... Ended the regular season on a then-career-high, six-game scoring streak (4/1-4/11: 2g, 6a)... Posted his second career hat trick and set a single-game high in points with three goals and an assist at DET (11/11), scoring all three goals in the third period, assisting on the game-winning overtime goal... Netted his 50th career goal at OTT (12/6)...

Recorded his first multi-assist game with a pair of helpers vs. NYI (12/11)... At 20 years, 111 days, became the youngest player in NHL history to play in his 200th game (Patrick Marleau – 20 years, 115 days), vs. BOS (12/30)... Earned his 100th career point with an assist vs. SJ (2/11)... Tallied his 50th career assist vs. BOS (3/11)... Totaled nine playoff points (4g, 5a) including a pair of critical goals during the Stanley Cup Final in helping the Penguins capture the 2009 Stanley Cup title... Matched against opposing teams' top forward combination, he held Philadelphia's Jeff Carter to one goal in the Penguins six-game, opening-round series against Philadelphia, and brother Eric to one goal in the Eastern Conference Final... Scored a shorthanded goal to tie Game 4 of the Stanley Cup Final vs. DET (6/4), with the Penguins trying to avoid a three-games-to-one series deficit... Netted the first goal of the game in Pittsburgh's Game 5 victory vs. DET (6/9)... **2009-10:** Matched his then-career-high with 49 points (21g, 28a), skating in all 82 games for Pittsburgh and establishing his career-high in assists (28)... It marked the third consecutive season in which he played in all 82 games... Led the Penguins with a career-best, plus-19 rating... Also led Pittsburgh in shorthanded ice time per game (3:20)... Was a finalist for the Selke Trophy as the NHL's top defensive forward... Voted by his peers as the team's Player's Player, an award given to the player that best exemplifies leadership for the team, both on and off the ice... Earned a single-game, career-high three assists at EDM (1/14)... Became the youngest player (21 years, 140 days) in NHL history to appear in 300 games, vs. OTT (1/28)... Skated in 11 Stanley Cup playoff games, totaling three goals and two assists (5 points)... Earned two assists in the series-clinching Game 6 victory at OTT (4/24)... Saw his 358-game (including playoffs) consecutive games streak end when a laceration on his foot sidelined him for two games (5/2-5/4)... Scored the last Penguins' goal ever at Mellon Arena with a tally in Game 7 vs. MTL (5/12)... **2010-11:** Totaled 11 goals and 19 assists (30 points) in a career-low 42 games... Missed the first 40 games of the season due to foot and hand injuries... Was a key part of Pittsburgh's top-ranked penalty kill (86.1%), the first time in team history that the Penguins led the NHL in that category... Was preparing to return to action from his foot injury when he suffered a fracture in his hand after being struck by a puck during practice on 11/1... Made his season debut in the NHL Winter Classic vs. WSH at Heinz Field in Pittsburgh... Had a season-high, five-game point streak from 2/10-2/20 (3g, 3a)... Played a career-high 29:04 of ice time vs. SJ (2/23)... Had three points (1g, 2a) during the Penguins' seven-game series loss to Tampa Bay in the first round of the Stanley Cup playoffs... **2011-12:** Totaled a career-high 50 points despite appearing in only 62 regular-season games for Pittsburgh... His 25 goals ranked tied for fourth among Penguins skaters and were the most since his rookie campaign in 2006-07 (29)... Ranked second among Penguins forwards in shorthanded minutes per game (2:38)... Was tied for first on the team and fourth in the NHL in shorthanded goals (3)... Was also tied for fourth in the NHL in shorthanded points (5)... Penguins penalty kill ranked in the top five for the second consecutive season (3rd, 87.8%)... Served as an alternate captain for Pittsburgh... Finished second among Penguins forwards in ice time per game (20:03)... Won 51.0 percent of his face-offs, the first time in his career that he was over 50 percent for the season... Had 29 points (10g, 19a) in the final 28 games of the season... Recorded his 200th career NHL point at CGY (10/8)... Scored his 100th career NHL goal vs. NJ (10/22)... Played in his 400th career NHL game vs. CAR (12/27)... Had points in 13 of 14 games from 2/15-3/17 (6g, 11a), including a career-long 10-game point streak from 2/25-3/17 (3g, 10a)... Missed 20 games due to injury (10/29-11/3; 12/10; 12/16-12/16; 1/7-2/7)... Completed his sixth NHL playoff season, leading the Penguins in goals (6) and points (9) during Pittsburgh's six-game opening round loss to Philadelphia... Netted a pair of goals in Game 3 at PHI (4/15)... Recorded his first career playoff hat trick in Game 4 at PHI (4/18)... Had a goal and an assist in Game 5 vs. PHI (4/20)... **2012-13:** Completed his first season with Carolina, ranking third among Hurricanes in assists (21), fourth in points (31) and fifth in goals (10)... Led the team in hits (105)... Was one of three Hurricanes to play in all 48 games... Made his Hurricanes debut and registered a season-high nine hits at FLA (1/19)... Recorded his first Hurricanes point with an assist on Jeff Skinner's power-play goal vs. TB (1/22)... Scored his first Hurricanes goal and earned an assist at TOR (2/4)... Had assists and points in five consecutive games, all on the road, from 2/2-2/11 (1g, 5a)... **2013-14:** Was one of two Hurricanes to play in all 82 games... Ranked fourth on the team in assists (25), fifth in points (40) and

sixth in goals (15)... Led the team in hits (194) for the second consecutive season... Ranked second on the team and 17th in the NHL in faceoff win percentage (54.4%)... Named the winner of the Josef Vasecek Award by the Carolina chapter of the Professional Hockey Writers' Association (PHWA) for cooperation with the local media (4/10)... Played in his 500th NHL game vs. BOS (11/18)... Earned his 300th NHL point and tied his career high with four points (1g, 3a) vs. TOR (1/9)... Played in his 100th Hurricanes game and scored the game-winning goal vs. CBJ (1/27)... Recorded multi-point performances in three consecutive regular-season games for the first time in his career (3/8-3/13: 1g, 5a)... **2014-15:** Ranked tied for sixth on the team in assists (18) and eighth in points (24) in 46 games played... Was first on the team and eighth in the NHL in faceoff win percentage (56.4%)... Ranked fourth among Carolina forwards with 85 hits... Selected by his teammates as the winner of the Steve Chiasson Award, given to the player that best exemplifies determination and dedication... Suffered a broken right fibula in a preseason game against Buffalo (9/23)... Underwent surgery on 9/26, and missed the first 36 games of the season... Prior to missing the Hurricanes' opener vs. NYI (10/10), had played in all 130 Hurricanes games since his acquisition on 6/22/12... Made his season debut and recorded an assist at MTL (12/29)... Went 20-for-23 (87.0%) on the draw against the Oilers (3/8), marking the highest single-game faceoff-win percentage by a Hurricanes player (minimum 10 faceoffs) since Rod Brind'Amour on 1/11/07 (90.5%)... **2015-16:** Ranked tied for second on the team in points (48) and was tied for first in assists (28)... Led Carolina and ranked tied for fourth in the NHL in overtime goals (3)... Was second on the team in power-play goals (6)... Ranked first among all Hurricanes with 165 hits and four multi-assist games... Named team MVP by the Carolina chapter of the Professional Hockey Writers Association... Was first on the team and fourth in the NHL in faceoff win percentage (57.8%)... Was one of three Hurricanes to appear in all 82 games... Earned his 100th Hurricanes point (assist) vs. OTT (11/7)... Played his 200th Hurricanes game at NYR (11/30)... Earned his 200th NHL assist vs. WSH (12/31)... Had a Hurricanes-career-long, six-game point streak from 2/13-2/23 (4g, 4a)... **2016-17:** Established a new career-high in assists (29), and ranked tied for third among Hurricanes in points (45)... Led the team with a career-high 59.1% faceoff win-percentage (min. 50 faceoffs)... Ranked fifth in the NHL in face-off percentage (min. 100 face-offs)... Led Hurricanes forwards in time on ice per game (18:39) and ranked second on the team with 11 multi-point games and 139 hits... Nominated by his teammates for the King Clancy Trophy... Played his 700th NHL game vs. NJ (11/6)... Matched his career-high with a four-point game (1g, 3a) and registered his 400th NHL point vs. WSH (11/12)... Suffered a concussion against FLA (11/27) and missed the following seven games... Scored a goal, notched an assist and won 10 of 15 faceoffs in his first game back from injury vs. VAN (12/13)... Earned two assists, including his 100th Hurricanes assist at STL (1/5)... Notched an assist and was (+2) in his 300th Hurricanes game vs. PHI (1/31)... **2017-18:** Registered 46 points (19g, 27a) in 79 games with the Hurricanes... Named co-captain prior to the season... Was selected as the winner of the Steve Chiasson Award and the Josef Vasecek Award... Selected as the Hurricanes' nominee for the 2017-18 Bill Masterton Memorial Trophy by the Carolina chapter of the PHWA and was named one of the League's three finalists for the award... Ranked sixth in the NHL in faceoff win percentage (56.6%, min. 1,000 faceoffs)... Recorded a career high in power-play points (12)... Led the team in hits (181) and shorthanded goals (2)... Ranked fourth on the team in goals, tied for fourth in multi-point games (8) and fifth in points and assists... Led Hurricanes forwards in time on ice per game (19:15)... Recorded his fourth career four-point game (1g, 3a) at EDM (10/17), including an even-strength, shorthanded and power-play point... Scored two goals, including the game-winning goal, at CBJ (11/10)... Earned a career-high four assists vs. DAL (11/13), including his 200th Hurricanes point... Tallied two assists at NYI (11/16)... Earned two points (1g, 1a) at BUF (12/15)... Scored a power-play goal vs. BUF (12/23)... Played in his 800th NHL game vs. MTL (12/27)... Scored a power-play goal at BOS (1/6)... Scored his second shorthanded goal of the season at WSH (1/11)... Tallied two points (1g, 1a) vs. WSH (1/12), including his 200th NHL goal... Scored a power-play goal at MTL (1/25)... Logged a season-high 23:43 of ice time vs. PHI (2/6)... Missed three games due to personal reasons (2/23-2/27)... Played in his 400th Hurricanes game vs. BOS (3/13)... Recorded two points (1g, 1a) vs. PHI (3/17)...

Registered two points (1g, 1a) at OTT (3/24)... **2018-19:** Completed his 13th NHL season and seventh with Carolina... Served as alternate captain... Tallied 28 points (11g, 17a) in 50 games... Missed 32 games due to injury... Led the Hurricanes and finished 12th in the NHL in faceoff percentage (55.8%)... Won at least half of his faceoffs in 35 of 50 games played... Scored the game-tying goal with 1:35 remaining vs. NYI (10/4)... Posted three points (1g, 2a) vs. NYR (10/7)... Scored a goal in three straight games from 10/7-10/13 (3g, 2a)... Tallied two assists vs. TOR (11/21)... Logged a season-high 24:21 TOI at LA (12/2)... Returned to the lineup with an assist after missing 32 of 34 games at DAL (2/23)... Registered a four-game point streak from 2/23-3/2 (1g, 5a)... Recorded three assists vs. LA (2/26)... Recorded 500th career NHL point with a goal vs. BUF (3/16)... Posted two points (1g, 1a) vs. TB (3/21)... Tallied two points (1g, 1a) vs. MIN (3/23)... Registered a three-game point streak from 3/21-3/24 (2g, 3a)... Posted two points (1g, 1a) at TOR (4/2)... Recorded two points (1g, 1a) at PHI (4/6)... Recorded 10 points (4g, 6a) in 15

postseason games, setting playoff career highs in assists, points and game-winning goals (2)... Ranked tied for third on the team in playoff points... Ranked tied for fifth in the NHL in faceoff win percentage (51.8%) during the postseason... Made his Hurricanes playoff debut in Game 1 of the Eastern Conference First Round at WSH (4/11)... Scored a goal in Game 2 at WSH (4/13)... Tallied two assists in Game 3 vs. WSH (4/15), marking his second career multi-assist postseason game (4/24/2010 at OTT: 2a)... Recorded two points (1g, 1a), including the game-winning goal, in Game 6 vs. WSH (4/22), marking his ninth career multi-point postseason game... Scored the game-tying goal in the third period to force overtime in Game 7 at WSH (4/24)... Scored the game-winning goal in overtime in Game 1 of the Second Round at NYI (4/26), marking his first career postseason overtime goal and fourth career postseason game-winning goal... Earned an assist in Game 1 of the Eastern Conference Final at BOS (5/9) to extend his assist streak to three games (5/1-5/9: 3a).

JORDAN STAAL CAREER HIGHLIGHTS

Calder Trophy Finalist: Was a finalist for the 2007 Calder Trophy as the NHL's most-outstanding rookie, after scoring 29 goals as an 18-year-old. Teammate Evgeni Malkin won the award.

Rookie Shorthanded Goals: Set an NHL rookie record with seven shorthanded goals during his rookie season in 2006-07. Also became the youngest player in NHL history to score two shorthanded goals in a game (10/21/06) and the first player since 1982 to score his first three NHL goals shorthanded.

Youngest Hat Trick: Scored his first career hat trick vs. Toronto (2/10/07), including the game-winning goal in overtime. Was the youngest player in NHL history to record a hat trick, at 18 years, 153 days old.

Consecutive Games Streak: Set a Penguins franchise record by playing in 358 consecutive games, including playoffs, from 12/7/06 until 4/30/10, when he suffered a foot injury in a playoff game against Montreal.

Selke Trophy Finalist: Was a finalist for the 2010 Frank J. Selke Trophy, honoring the NHL's top defensive forward. Detroit's Pavel Datsyuk won the award.

Staal In The Family: Reached the 500-point milestone with a goal vs. Buffalo on March 16, 2019. Jordan and his brother, Eric, are one of three pairs of siblings in NHL history to each record at least 500 career points and win the Stanley Cup. The other pairs of brothers to accomplish the feat are Frank and Peter Mahovlich and Maurice and Henri Richard.

Penalty Killing Prowess: Has been a key part of penalty-killing units throughout his career. Helped Carolina finish the season ranked in the top-eight in the NHL in five of the last six seasons (2014-20). Also helped the Penguins finish first in the NHL in penalty kill percentage for the first time in franchise history in 2010-11 (86.1%) and set a franchise record at 87.8 percent in 2011-12, finishing third in the NHL.

Quick On The Draw: He has won at least 50% of his faceoffs in nine straight seasons (2011-20) and topped 55% proficiency in five of the last six seasons (2014-20). Since the 2011-12 season, Staal ranks tied for seventh in the NHL in faceoff win percentage (55.2%, min. 6,000 faceoffs).

Masterton Trophy Finalist: Selected as the Hurricanes' nominee for the 2017-18 Bill Masterton Memorial Trophy by the Carolina chapter of the PHWA and was named one of the League's three finalists for the award. The award honors the player who best exemplifies the qualities of perseverance, sportsmanship and dedication to hockey. New Jersey's Brian Boyle won the award.

International Experience: Represented Canada alongside his brother, Eric, at the IIHF World Championships in 2007 and 2013.

The Brothers Staal: Jordan's youngest brother, Jared, made his NHL debut for the Hurricanes on April 25, 2013, starting the game on a line with Eric and Jordan. They marked the fourth set of three brothers to play on one team in the same season in NHL history and first since the Stastny brothers in 1984-85.



ANDREI SVECHNIKOV 37



Left Wing • Shoots Left

Acquired: 2018 NHL Draft

6'2" • 200 lbs.

2019-20 Team: Carolina (NHL)

3/26/00 • Barnaul, Russia

Drafted: Carolina 2018 (1-2)

CAREER STATS

YEAR	TEAM	LEAGUE	REGULAR SEASON					PLAYOFFS				
			GP	G	A	P	PIM	GP	G	A	P	PIM
2016-17	Muskegon	USHL	48	29	29	58	68	—	—	—	—	—
2017-18	Barrie	OHL	44	40	32	72	67	8	6	5	11	12
2018-19	Carolina	NHL	82	20	17	37	62	9	3	2	5	9
2019-20	Carolina	NHL	68	24	37	61	54	6	4	3	7	8
Hurricanes/NHL Totals (2 seasons)			150	44	54	98	116	15	7	5	12	17

June 22, 2018 — Selected by the Carolina Hurricanes in the 2018 NHL Draft. First round, second overall.
 June 30, 2018 — Signed a three-year, entry-level contract with the Carolina Hurricanes.

HIGHLIGHTS

NHL FIRSTS:

Game: 10/4/18; 2-1 L (OT) vs. NYI

Point: 10/5/18; 3-1 W at CBJ (assist)

Goal: 10/7/18; 8-5 W vs. NYR (Georgiev)

SHOOTOUTS:

4 attempts, 3 goals (75.0%)

2 game-deciding goals

NHL HIGHS:

Goals: 2-5x (last: 2/6/20; 5-3 W at ARI)

Assists: 2-13x (last: 3/7/20; 3-2 W (OT) at NYI)

Points: 3-4x (last: 2/6/20; 5-3 W at ARI)

Penalty Min: 6-2x (last: 12/21/19; 4-2 L vs. FLA)

Goal Streak: 3-2x (last: 11/14/19-11/19/19: 3g, 2a)


Assist Streak: 4-3x (last: 2/4/20-2/11/20: 2g, 4a)

Point Streak: 11 (2/2/20-2/25/20: 5g, 8a)

PERSONAL

Andrei is single and spends his summers in Kazan, Russia... His older brother, Evgeny, plays for the Detroit Red Wings... Andrei started playing hockey at the age of three and his family was the biggest influence on his career... The best advice he's ever been given is "always be confident"... His favorite player growing up was Pavel Bure... His favorite movie is Never Give Up and his favorite actress is Angelina Jolie... Andrei's favorite vacation destination is Turkey, his favorite restaurant is Ocean Prime and his favorite food is steak with sweet potatoes... Andrei's Twitter username is @asvechnikov_37 and his Instagram username

is @andrei_svechnikov37... His biggest talent outside of hockey is magic... His favorite sport other than hockey is soccer and the person he'd most like to meet is Conor McGregor... His favorite road city is Las Vegas, his favorite road arena is Little Caesars Arena in Detroit and his favorite team to play against is the Detroit Red Wings... He chose his number because that's the number his brother wears with the Red Wings... His favorite thing about playing in the NHL is that it's "hard fun"... His most memorable hockey moment was scoring his 20th goal of his rookie season on March 24, 2019, against Montreal.



2019-20 REGULAR SEASON

Completed his second NHL/Hurricanes season... Registered 61 points (24g, 37a) in 68 games... Recorded career highs in goals, assists, points, plus/minus (+9), power-play goals (6) and game-winning goals (5)... Ranked tied for first on the team in game-winning goals and multi-point games (16), second in goals, assists, power-play goals and shots (183) and third in points... Recorded a point in 31 of the team's 38 wins... The Hurricanes posted a 31-11-1 record when he earned a point and 18-3-0 record when he scored a goal... Earned the fourth-most points through his first two seasons in team history (since relocation)... Earned two assists at WSH (10/5)... Tallied two assists vs. TB (10/6)... Recorded two assists at FLA (10/8)... Earned two points (1g, 1a) vs. NYI (10/11), marking his fourth straight multi-point game (10/5-10/11: 1g, 7a)... Became the first Hurricanes player to post four consecutive multi-point games since Eric Staal (12/17/05-12/26/05: 5g, 4a)... Scored two goals, including the game-winning goal vs. CHI (10/26)... Scored two goals, including the first lacrosse-style goal in NHL history vs. CGY (10/29)... Recorded two points (1g, 1a) vs. DET (11/1)... Earned two assists in his 100th career NHL/Hurricanes game vs. OTT (11/11)... Recorded the fourth-most points through the 100 NHL games in team history (since relocation)... Earned three points (1g, 2a) at BUF (11/14)... Scored the game-winning goal in overtime at MIN (11/16), becoming the sixth teenager in NHL history to score at least two overtime goals... Recorded two points (1g, 1a) vs. FLA (11/23)... Earned an assist at NYR (11/27), extending his point streak to nine games (11/9-11/27: 5g, 8a)... Earned two points (1g, 1a) vs. SJ

(12/5)... Registered two assists at EDM (12/10)... Scored his second lacrosse-style goal of the season at WPG (12/17)... Earned two assists vs. WSH (1/3)... Tallied two assists vs. WPG (1/21)... Scored his 20th goal of the season vs. VAN (2/2), becoming the eighth player in franchise history to score 20 goals in each of his first two NHL seasons... Recorded three points (2g, 1a) at ARI (2/6)... Scored the game-winning goal vs. NJ (2/14)... Scored the game-winning goal at NSH (2/18)... Earned an assist vs. DAL (2/25), extending his point streak to 11 games (2/2-2/25: 5g, 8a)... His 11-game point streak marked the longest point streak by a teenager in franchise history... Tallied two assists at NYI (3/7)... Tallied seven points (4g, 3a) in six playoff games... Led team in playoff goals... Ranked second on team in playoff points... Recorded the most career playoff goals, assists and points by a player before turning 21 in franchise history... Opened the postseason with a three-game point streak from 8/1-8/4 (3g, 2a)... Scored the first hat trick in franchise playoff history in Game 2 of Eastern Conference Qualifying Round vs. NYR (8/3)... Played a playoff-career-high 21:44 in Game 1 of Eastern Conference First Round at BOS (8/12)... Registered two points (1g, 1a) in Game 2 at BOS (8/13)... Missed final two games vs. BOS due to injury (8/17-8/19)... **Longest goal streak:** 3 games-2x (last: 11/14/19-11/19/19: 3g, 2a)... **Longest assist streak:** 4 games-3x (last: 2/4/20-2/11/20: 2g, 4a)... **Longest point streak:** 11 games (2/2/20-2/25/20: 5g, 8a)... **Multi-goal games:** 3 (last: 2/6 at ARI: 2g, 1a)... **Multi-assist games:** 9 (last: 3/7 at NYI: 2a)... **Multi-point games:** 16 (last: 3/7 at NYI: 2a).

CAREER

Entering his third NHL season with Carolina... Selected by the Hurricanes in the first round, second overall, in the 2018 NHL Draft... Became the fourth second-overall pick in franchise history (Sylvain Turgeon, Chris Pronger, Eric Staal)... First Russian player drafted by the Hurricanes since Igor Knyazev in 2001... Eighth Russian player drafted either first or second overall in NHL history... Signed a three-year, entry-level contract with the Hurricanes on 6/30/18... Represented Russia at the 2018 IIHF World Junior Championship, where he had five assists in five games... **2016-17:** Skated in 48 USHL games for Muskegon, leading the team in goals (29) and points (58)... Named USHL Rookie of the Year... Finished tied for second in the league in game-winning goals (7) and third in points per game (1.21)... Recorded at least one shot on goal in 47 of 48 games played... Registered his first USHL point with an assist at Bloomington (9/24)... Scored his first USHL goal with the game-winner at Cedar Rapids (10/8)... Posted a 13-game point streak from 10/7-12/2 (10g, 13a), including a four-point game (1g, 3a) vs. Madison (11/13)... Named USHL Forward of the Week on 11/14 and 11/28... Recorded a five-game point/assist streak from 2/17-2/25 (2g, 5a)... Registered three straight multi-point games from 3/17-3/24 (4g, 4a)... Selected first overall in the CHL Import Draft by the Barrie Colts... **2017-18:** Played 44 OHL games for Barrie, registering 72 points (40g, 32a)... Won the CHL Top Prospect Award... Named OHL Rookie of

the Year after winning OHL Rookie of the Month four out of six possible times... Was held without a point in just six games and without a shot on goal once... Notched 24 multi-point games... Scored two goals in his OHL debut vs. Ottawa (9/21)... Posted a hat trick vs. North Bay (10/5)... Recorded a season-high nine shots on goal in a two-goal game at Saginaw (10/7)... Registered four points (2g, 2a) vs. Erie (10/12)... Had a hat trick vs. Owen Sound (12/14)... Recorded his third hat trick of the year vs. Windsor (2/3)... Closed out the regular season with an OHL-best 23-game point streak from 1/18-3/17 (24g, 22a), including nine straight multi-point games from 1/18-2/8 (13g, 6a)... Skated in eight playoff games with 11 points (6g, 5a)... Registered five points (2g, 3a) in series-clinching win at Mississauga (4/1)... **2018-19:** Completed his first NHL/Hurricanes season... Registered 37 points (20g, 17a) while playing in all 82 games... Finished tied for third among NHL rookies in goals and tied for seventh in points... Led all NHL rookies in even-strength goals (20)... Made NHL/Hurricanes debut vs. NYI (10/4)... Became third-youngest player in franchise history to record a point (assist) at CBJ (10/5)... Tallied first NHL goal and first multi-point game (1g, 1a) vs. NYR (10/7)... Scored the game-winning goal for the second straight game vs. VAN (10/9)... Registered a three-game point streak from 10/5-10/9 (2g, 2a)... Posted two assists vs. CHI (11/12)... Took a season-high eight shots and

CAREER CONTINUED

scored a goal vs. TOR (11/21)... Scored two goals at MTL (12/13)... Logged a season-high 22:33 TOI vs. WSH (12/14)... Became the fastest rookie in franchise history to score 10 goals, reaching the milestone in his 33rd game vs. DET (12/20)... Registered a four-game point streak from 12/13-12/20 (4g, 1a)... Recorded three points (1g, 2a) at EDM (1/20)... Posted a three-game point streak from 2/5-2/8 (2g, 2a)... Tallied two assists at BUF (2/7)... Notched three points (2g, 1a) at COL (3/11)... Registered a three-game point streak from 3/21-3/24 (2g, 1a)... Became the youngest player in franchise history to score an overtime goal vs. MTL (3/24)... Recorded five points (3g, 2a) in nine playoff games, ranking third among rookies in goals and tied for fifth in points during the postseason... Scored two goals in his NHL playoff debut in Game 1 of the Eastern Conference

First Round at WSH (4/11), becoming the first player in franchise history to score two goals in his playoff debut... Became the first NHL player born in the 2000s to score a playoff goal and at 19 years and 16 days old, he became the ninth-youngest player in NHL history to score two goals in a playoff game... Also became the fourth teenager in NHL history to score two goals in his playoff debut, joining Pierre Turgeon (1988), Eddie Olczyk (1985) and Don Gallinger (1943)... Became the fourth player in franchise history to play in the postseason before his 20th birthday... Tallied an assist in Game 2 at WSH (4/13)... Missed six games due to injury (4/18-4/28)... Scored a goal in Game 4 of the Eastern Conference Second Round vs. NYI (5/3) as the Hurricanes completed the sweep of the Islanders... Earned an assist in Game 1 of the Eastern Conference Final at BOS (5/9).

ANDREI SVECHNIKOV CAREER HIGHLIGHTS

Mean Teen: Andrei Svechnikov tallied 98 points (44g, 54a) in 150 career NHL games prior to his 20th birthday (3/26/20), marking the fourth-most goals and points by a teenager in franchise history. Svechnikov also posted an 11-game point streak (2/2-2/25: 5g, 8a), marking the longest point streak by a teenager in franchise history, and a nine-game point streak (11/9-11/27: 5g, 8a), which is the second-longest point streak by a teenager in franchise history.


Most Career Points by a Teenager, Franchise History:

1. Ron Francis (1981-83): 47-95—142
2. Jeff Skinner (2010-12): 51-56—107
3. Sylvain Turgeon (1983-85): 55-46—101
4. *Andrei Svechnikov (2018-20): 44-54—98*
5. Patrick Poulin (1991-93): 20-31—51

The Svech: Svechnikov scored the first “lacrosse-style” goal in NHL history vs. Calgary (10/29/19), then scored the second “lacrosse-style” goal in League history at Winnipeg (12/17/19).

Hats Off: Scored the first hat trick in the franchise’s 144-game postseason history in Game 2 of the 2020 Stanley Cup Qualifiers vs. the NY Rangers (8/3/20). Per NHL Stats, he is the eighth player at age 20 or younger to score a postseason hat trick in NHL history and the first since Filip Forsberg (NSH) on 4/23/15. The game also marked Svechnikov’s first career NHL hat trick, including regular season and postseason.

Sophomore Sensation: Svechnikov registered 61 points (24g, 37a) in 68 games during the 2019-20 season, marking the third-most points in team history (since relocation) by a second-year player (Eric Staal: 100, Sebastian Aho: 65). Svechnikov has also recorded the fourth-most points (98) through a player’s first two seasons in team history (since relocation), trailing Eric Staal (131), Sebastian Aho (114) and Jeff Skinner (107). In addition, Svechnikov is the eighth player in franchise history to score 20 goals in each of his first two NHL seasons.





TEUVO TERAVALAINEN

86



Right Wing • Shoots Left

Acquired: 6/15/16, Trade with Chicago

5'11" • 196 lbs.

2019-20 Team: Carolina (NHL)

9/11/94 • Helsinki, Finland

Drafted: Chicago 2012 (1-18)

CAREER STATS

YEAR	TEAM	LEAGUE	REGULAR SEASON					PLAYOFFS				
			GP	G	A	P	PIM	GP	G	A	P	PIM
2011-12	Kiekko-Vantaa	Finland-2	3	1	2	3	0	—	—	—	—	—
	Jokerit	Finland	40	11	7	18	6	9	2	4	6	0
2012-13	Kiekko-Vantaa	Finland-2	1	0	1	1	0	—	—	—	—	—
	Jokerit	Finland	44	13	18	31	6	6	1	1	2	0
2013-14	Jokerit	Finland	49	9	35	44	12	2	0	0	0	0
	Chicago	NHL	3	0	0	0	0	—	—	—	—	—
	Rockford	AHL	5	2	0	2	2	—	—	—	—	—
2014-15	Chicago	NHL	34	4	5	9	2	18	4	6	10	0
	Rockford	AHL	39	6	19	25	6	—	—	—	—	—
2015-16	Chicago	NHL	78	13	22	35	20	7	0	1	1	0
2016-17	Carolina	NHL	81	15	27	42	16	—	—	—	—	—
2017-18	Carolina	NHL	82	23	41	64	14	—	—	—	—	—
2018-19	Carolina	NHL	82	21	55	76	12	15	7	3	10	2
2019-20	Carolina	NHL	68	15	48	63	8	8	3	2	5	4
Hurricanes Totals (4 seasons)			313	74	171	245	50	23	10	5	15	6
NHL Totals (7 seasons)			428	91	198	289	72	48	14	12	26	6

June 22, 2012 — Selected by the Chicago Blackhawks in the 2012 NHL Draft. First round, 18th overall.

June 15, 2016 — Acquired by the Carolina Hurricanes along with Bryan Bickell from the Chicago Blackhawks in exchange for a second-round pick (Artur Kayumov) in the 2016 NHL Draft and a third-round pick (Keith Petruzzelli) in the 2017 NHL Draft.

PERSONAL

Teuvo spends his summers in Finland and has a dog... His nickname is Turbo... His brother, Eero, plays hockey professionally in Finland... Teuvo started playing hockey at the age of five and his first youth team was Koojooit... The biggest influences on his career were his parents, coaches and teammates... His favorite player growing up was Pavel Datsyuk... Teuvo's first job was as a hockey player... His favorite thing to do away from the rink is play video games, and his favorite games are FIFA and Call of Duty... Teuvo's favorite food is pasta and his favorite

sports to play outside of hockey are golf and tennis... He enjoys watching golf, tennis and football and his favorite non-hockey athletes are Zlatan Ibrahimovic and Roger Federer... Teuvo's favorite holiday is Christmas... His favorite road city is New York, favorite road arena is Madison Square Garden and favorite team to play against is Arizona... His favorite former teammate is Riku Hahl and his most memorable hockey moment was winning the Stanley Cup with Chicago in 2015.

HIGHLIGHTS

NHL FIRSTS:

Game: 3/25/14; 4-2 W vs. DAL

Point: 1/16/15; 4-2 L vs. WPG (goal)

Goal: 1/16/15; 4-2 L vs. WPG (Hutchinson)

SHOOTOUTS:

9 attempts, 3 goals (33.3%)

0 game-deciding goals

NHL HIGHS:

Goals: 3 (11/13/17; 5-1 W vs. DAL)

Assists: 3-6x (last: 12/7/19; 6-2 W vs. MIN)

Points: 4-4x (last: 2/26/19; 6-1 W vs. LA)

Penalty Min: 6 (2/10/18; 3-1 W vs. COL)

Goal Streak: 4 (2/27/18-3/4/18; 4g, 1a)

Assist Streak: 6-2x (last: 12/14/19-12/27/19; 7a)

Point Streak: 7 (3/8/18-3/22/18; 4g, 5a)



2019-20 REGULAR SEASON

Completed his seventh NHL season and fourth with the Hurricanes... Registered 63 points (15g, 48a) in 68 games played... Led the team in assists and power-play points (21), ranked second in points, third in plus/minus (+20) and shots (182) and fourth in goals... Ranked 14th in the NHL in assists... Has played 268 consecutive games, marking the fourth-longest consecutive games played streak in franchise history... Finished fifth in Lady Byng Trophy voting... Began the season on a five-game point streak (11/3-10/11: 2g, 4a)... Recorded two points (1g, 1a) at FLA (10/8)... Earned an assist and logged a season-high 23:45 of ice time at ANA (10/18)... Scored a power-play goal vs. NJ (11/2)... Registered three points (1g, 2a), including his 200th career Hurricanes point at BUF (11/14)... Also played his 219th consecutive game at BUF (11/14), passing Pat Verbeek for the fourth-longest ironman streak in franchise history... Recorded two points (1g, 1a) vs. PHI (11/21)... Tallied three assists vs. FLA (11/23)... Scored a shorthanded goal and added an assist at DET (11/24), marking his third straight multi-point game (11/21-11/24: 2g, 5a)... Earned three assists vs. MIN (12/7)...

Recorded two assists at EDM (12/10)... Registered two assists at CGY (12/14)... Earned an assist at NYR (12/27), extending his assist streak to six games (12/14-12/27: 7a)... Tallied two assists in his 400th NHL game vs. MTL (12/31)... Scored a power-play goal vs. WSH (1/3)... Earned two points (1g, 1a) vs. LA (1/11)... Registered three points (1g, 2a) vs. WPG (1/21)... Tallied two points (1g, 1a) vs. VGK (1/31)... Played 300th career Hurricanes game at VGK (2/8)... Scored the game-winning goal at TOR (2/22)... Scored two goals vs. COL (2/28)... Tallied two assists at DET (3/10)... Recorded five points (3g, 2a) in eight playoff games... Ranked tied for second on team in playoff goals and third in points... Earned a three-game point streak from 8/4-8/13 (2g, 1a)... Scored a power-play goal in Game 2 of Eastern Conference First Round at BOS (8/13). **Longest goal streak:** 2 games-3x (last: 1/21-1/31: 2g, 3a)... **Longest assist streak:** 6 games (12/14-12/27: 7a)... **Longest point streak:** 6 games (12/14-12/27: 7a)... **Multi-goal games:** 1 (2/28 vs. COL: 2g)... **Multi-assist games:** 8 (last: 3/10 at DET: 2a)... **Multi-point games:** 15 (last: 3/10 at DET: 2a).

CAREER

Entering his eighth NHL season and fifth with the Hurricanes... Signed a five-year contract extension with Carolina on 1/20/19 which goes through the 2023-24 season... Originally acquired by Carolina from Chicago on 6/15/16 along with Bryan Bickell in exchange for a second-round selection in the 2016 NHL Draft (Artur Kayumov) and a third-round pick in the 2017 NHL Draft (Keith Petruzzelli)... Selected by the Blackhawks in the first round, 18th overall, of the 2012 NHL Draft... Won the 2015 Stanley Cup championship with the Blackhawks, earning 10 points (4g, 6a) during Chicago's run... Has represented Finland in a number of international competitions, including the 2016 World Cup of Hockey and 2018 IIHF World Championship... Skated at the 2011 Ivan Hlinka Tournament and the 2011 World U-17 Challenge, totaling seven points (2g, 5a) in nine games during those tournaments... Registered eight points (2g, 6a) in six games during the 2012 U-18 World Junior Championship in the Czech Republic... Also appeared in the 2011 Four Nations Cup and the 2012 Five Nations Cup for Finland... Was fourth in scoring at the 2013 World Junior Championship in Russia with 11 points (5g, 6a) in six games... Captained Finland to the 2014 World Junior Championship, compiling a tournament-high 13 assists and 15 points in seven games... **2008-09:** Totaled 31 points (13g, 18a) in 30 regular-season games for Jokerit's under-16 squad... Added 10 points (4g, 6a) in eight postseason tilts... **2009-10:** Combined for 69 points (33g, 36a) in 41 regular-season games, split between Jokerit's U-16 and U-18 teams... Tallied four assists in four playoff games for Jokerit U-18... Notched 17 points (7g, 10a) in 12 postseason games for the under-16 team... **2010-11:** Split the season between Jokerit's U-18 and U-20 teams... Tallied 20 points (3g, 17a) in 26 regular-season appearances with Jokerit U-20 and added five points (1g, 4a) in eight playoff tilts... Had four points (1g, 3a) in four regular-season games and one assist in one playoff game with Jokerit U18... **2011-12:** Split the season between two levels of SM-

Liiga and Finland's Mestis league... Tallied 11 goals and seven assists (18 points) in 40 regular-season games with SM-Liiga's Jokerit and was named the SM-Liiga Rookie of the Year... Added six points (2g, 4a) in nine playoff appearances with Jokerit, ranking second on the club in postseason scoring... Totaled three points (1a, 2a) in three appearances with Kiekko-Vantaa of the Mestis league... Also notched 20 points (12g, 8a) in 11 regular-season games and two points (1g, 1a) in two playoff games with Jokerit U-20... **2012-13:** Spent the majority of the season with Jokerit in the SM-Liiga, totaling 31 points (13g, 18a) in 44 games... Added two points (1g, 1a) in six playoff games... **2013-14:** Appeared in his first NHL season, skating in three games for the Blackhawks... Also played five American Hockey League (AHL) games for Rockford, netting a pair of goals... Spent the majority of the season with Jokerit in the SM-Liiga, ranking seventh in the league in points (44) and second in assists (35) in 49 regular-season games... Had four three-point games for Jokerit (10/18, 1/10, 1/17, 1/25)... Made his NHL debut with Chicago vs. DAL (3/25), winning all seven of his faceoffs in 11:39 of ice time... Earned his first professional point with a goal in his AHL debut vs. Milwaukee (4/11)... **2014-15:** Split the season between Chicago and the AHL's Rockford IceHogs... Recorded nine points (4g, 5a) in 34 regular-season games with the Blackhawks and 25 points (6g, 19a) in 39 games for Rockford... Beat Michael Hutchinson for his first NHL goal vs. WPG (1/16)... Posted his first multi-point game (1g, 1a) vs. ARI (1/20)... Tallied 10 points (4g, 6a) over 18 games in his Stanley Cup playoffs debut en route to the 2015 Stanley Cup championship... Tallied an assist in his first career Stanley Cup playoff game in Game 1 of the opening round at NSH (4/15)... Netted his first career playoff goal – the game-winner – vs. MIN (5/1)... Scored a goal and had an assist at ANA (5/25) for his first career multi-point playoff performance... Tallied a goal and an assist in his first career Stanley Cup Final game in Game 1 vs. TB (6/3)...

CAREER CONTINUED

Also netted a goal in Game 2 vs. TB (6/6), becoming the fifth rookie since 1927 to score a goal in each of the first two Stanley Cup Final games... **2015-16:** Appeared in 78 games with the Blackhawks, totaling 35 points (13g, 22a)... Netted the game-winning goal vs. LA (11/2)... Had his first multi-point game of the season (1g, 1a) vs. STL (11/4)... Netted two goals and added an assist vs. EDM (12/17)... Skated a season-high 19:50 of ice time vs. SJ (12/20)... Earned one assist in seven postseason contests as the Blackhawks were eliminated by St. Louis in the opening round... **2016-17:** Established then-career highs in games played (81), goals (15), assists (27), points (42), power-play goals (5), and power-play points (15)... Ranked second on the team in power-play points (15) and fifth in assists (27)... Made his Hurricanes debut at WPG 10/13... Scored his first Hurricanes goal at VAN (10/16)... Registered goals and points in two straight games from 11/10-11/12 (2g, 3a)... Earned his first career four-point game with a goal and a career-high three assists vs. WSH (11/12)... Scored two goals at ANA (12/7) for his only multi-goal game of the season... Scored the game-winning goal in overtime vs. BOS (12/23)... Had points in a career-high five straight games from 12/23-1/3 (1g, 4a)... Had a career-long, four-game assist streak from 12/28-1/3 (4a)... **2017-18:** Registered 64 points (23g, 41a) in 82 games with the Hurricanes... One of four Canes skaters to play in all 82 games... Recorded career highs in games played, goals, assists, points, plus/minus (+8), power-play points (20) and shots (185)... Led the team in assists and power-play points... Ranked second on the team in points and plus/minus and third in goals and power-play goals (5)... Led the team in multi-goal games (4), ranked tied for first in multi-assist games (6) and second in multi-point games (14)... Selected to represent Finland at the 2018 IIHF World Championship following the season... Scored two goals in his 200th NHL game at EDM (10/17)... Tallied three points (1g, 2a) at TOR (10/26)... Recorded two assists at CBJ (11/10)... Registered four points (3g, 1a), including his first career hat trick, vs. DAL (11/13)... Earned two assists, including his 100th NHL point, at NYI (11/16)... Recorded three points (2g, 1a) in his 100th Hurricanes game vs. NYI (11/19)... Was named the NHL's "First Star" of the Week (11/20)... Earned an assist vs. TOR (11/24), extending his career-long assist streak to six games (11/13-11/24: 5g, 7a)... Tallied three assists vs. BUF (12/23)... Registered two points (1g, 1a) at PIT (1/4)... Tallied two assists at TB (1/9)... Logged a career-high 22:05 of ice time vs. CGY (1/14)... Earned three points (2g, 1a) at MTL (1/25)... Recorded three assists vs. LA (2/13)... Registered two points (1g, 1a) at BOS (2/27)... Scored the game-winning goal at PHI (3/1)... Scored the game-winning goal vs. NJ (3/2)... Scored a goal vs. WPG (3/4), extending his career-long goal streak to four games (2/27-3/4: 4g, 1a)... Earned two points (1g, 1a) vs. BOS (3/13)... Earned his 100th Hurricanes point with an assist at NYI (3/18)... Recorded two points (1g, 1a) vs. ARI (3/22), extending his career-long point streak to seven games (3/8-3/22: 4g, 5a)...

2018-19: Established new career highs in assists (55) and points (76)... Reached the 20-goal mark for the second straight season... Became the sixth player in team history (since relocation) to post 50 assists in a season and the 14th in franchise history to accomplish the feat... Recorded the most assists by a Hurricanes skater since Rod Brind'Amour tallied 56 in 2006-07... Skated in all 82 games for the second straight season... Finished second on the team in power play goals (8)... Averaged a career-high 17:55 TOI per game... Posted a four-game point streak from 10/5-10/13 (1g, 5a)... Tallied two assists vs. VAN (10/9)... Recorded 100th career NHL assist and logged a season-high 21:50 TOI at MIN (10/13)... Registered two points (1g, 1a) vs. SJ (10/26)... Tallied two assists vs. DET (11/10)... Scored a goal in his 300th career NHL game vs. FLA (11/23)... Posted two assists at ANA (12/7)... Recorded three points (1g, 2a) vs. WSH (12/14)... Scored first career shorthanded goal and registered four points (2g, 2a) vs. BOS (12/23)... Played 200th career Hurricanes game at NJ (12/29)... Tallied three points (2g, 1a) at PHI (1/3)... Earned two assists at OTT (1/6)... Recorded back-to-back two-assist games vs. BUF (1/11) and vs. NSH (1/13)... Posted three points (1g, 2a) at VAN (1/23)... Recorded 100th career Hurricanes assist at VAN (1/23)... Tallied two points (1g, 1a) vs. CGY (2/3)... Registered three points (2g, 1a) including the OT winner at BUF (2/7)... Notched 200th career NHL point and scored two goals at OTT (2/12)... Posted a four-game point/assist streak from 2/21-3/1 (1g, 8a)... Tallied two assists at FLA (2/21)... Registered four points (1g, 3a) vs. LA (2/26)... Recorded two assists vs. STL (3/1)... Posted back-to-back two-assist games at NSH (3/9) and at COL (3/11)... Tallied three points (1g, 2a) including 50th assist and 70th point of the season vs. MIN (3/23)... Posted two points (1g, 1a) vs. PHI (3/30)... Recorded two points (1g, 1a) at PHI (4/6)... Recorded 10 points (7g, 3a) in 15 postseason games, setting a playoff career high in goals and tying his playoff career high in points... Led the Hurricanes in playoff goals... Made his Carolina playoff debut in Game 1 of the Eastern Conference First Round at WSH (4/11)... Scored the game-winning goal in Game 4 vs. WSH (4/18)... Scored a goal in Game 6 vs. WSH (4/22)... Scored a goal in Game 7 at WSH (4/24), as Carolina eliminated the defending Stanley Cup champions... Scored two goals in Game 3 of the Eastern Conference Second Round vs. NYI (5/1), marking his first career multi-goal playoff game... Earned two points (1g, 1a) in Game 4 vs. NYI (5/3), marking his fourth career multi-point playoff game... Scored a goal in Game 2 of the Eastern Conference Final at BOS (5/12).

TEUVO TERAVAINEN CAREER HIGHLIGHTS

Stanley Cup Champion: Teuvo Teravainen captured the Stanley Cup with the Chicago Blackhawks in 2015. Teravainen ranked tied for first in goals (2) and points (4) during the Stanley Cup Final, and became the fifth rookie since 1927 to score a goal in each of the first two Stanley Cup Final games.

Here to Assist: Recorded 55 assists in 2018-19, becoming the sixth player in team history (since relocation) to post 50 assists in a season and the 14th in franchise history to accomplish the feat. His 55 assists also marked the most assists by a Hurricanes skater since Rod Brind'Amour tallied 56 in 2006-07. Teravainen has tallied at least 40 assists in three straight seasons (2017-20), joining Mark Howe (1979-82), Ron Francis (1981-91) and Eric Staal (2005-08, 2009-12) as the only players in franchise history to record 40 or more assists in three consecutive seasons.

First Star: Was named the NHL's "First Star" of the Week on Nov. 20, 2017, after recording 10 points (5g, 5a) in four games during the week.

Iron Man: Teravainen has played in 268 consecutive games, which is the fourth-longest streak in franchise history.

Most Consecutive Games Played, Franchise History

1. Dave Tippett (3/3/84-10/7/89): 419
2. Jaccob Slavin (12/5/15-present): 371
3. Eric Staal (3/20/04-11/1/09): 349
4. Teuvo Teravainen (1/23/17-present): 268
5. Pat Verbeek (2/27/92-3/22/95): 218

International Experience: Has represented Finland at a number of international tournaments, including the 2016 World Cup of Hockey, 2018 IIHF World Championship, and the 2013 and 2014 IIHF World Junior Championship. Teravainen served as captain for Finland and led all skaters in scoring at the 2014 World Junior Championship as Finland won the gold medal for the first time since 1998.





VINCENT TROCHECK 16



Center • Shoots Right

Acquired: 2/24/20, Trade with Florida

5'10" • 186 lbs.

2019-20 Teams: Carolina/Florida (NHL)

7/11/93 • Pittsburgh, Pa.

Drafted: Florida 2011 (3-64)

CAREER STATS

YEAR	TEAM	LEAGUE	REGULAR SEASON					PLAYOFFS				
			GP	G	A	P	PIM	GP	G	A	P	PIM
2009-10	Saginaw	OHL	68	15	28	43	56	6	2	2	4	2
2010-11	Saginaw	OHL	68	26	36	62	60	12	6	5	11	4
2011-12	Saginaw	OHL	65	29	56	85	65	12	5	6	11	10
2012-13	Saginaw	OHL	35	24	26	50	34	—	—	—	—	—
	Plymouth	OHL	28	26	33	59	24	15	10	14	24	8
2013-14	Florida	NHL	20	5	3	8	6	—	—	—	—	—
	San Antonio	AHL	55	16	26	42	32	—	—	—	—	—
2014-15	Florida	NHL	50	7	15	22	24	—	—	—	—	—
	San Antonio	AHL	23	8	11	19	19	3	1	1	2	2
2015-16	Florida	NHL	76	25	28	53	44	2	0	1	1	0
2016-17	Florida	NHL	82	23	31	54	43	—	—	—	—	—
2017-18	Florida	NHL	81	31	44	75	54	—	—	—	—	—
2018-19	Florida	NHL	55	10	24	34	54	—	—	—	—	—
2019-20	Florida	NHL	55	10	26	36	33	—	—	—	—	—
	Carolina	NHL	7	1	1	2	16	8	0	2	2	4
Hurricanes Totals (1 season)			7	1	1	2	16	8	0	2	2	4
NHL Totals (7 seasons)			427	112	172	284	274	10	0	3	3	4

June 25, 2011 — Selected by the Florida Panthers in the 2011 NHL Draft. Third round, 64th overall.

February 24, 2020 — Acquired by the Carolina Hurricanes from the Florida Panthers in exchange for Erik Haula, Eetu Luostarinen, Chase Priskie and Lucas Wallmark.

PERSONAL

Vincent and his wife, Hillary, have a son named Leo... They spend their summers in Pittsburgh... His nicknames are Troch and Vinny... Vincent started playing hockey at the age of three... His favorite player growing up was Peter Forsberg and his favorite team was the Pittsburgh Penguins... His favorite TV show is Breaking Bad, favorite musician is Ed Sheeran and his favorite actor is Leonardo DiCaprio... Vincent's favorite vacation destination is Turks and Caicos and his favorite thing to do away from the rink is play golf... He is on Twitter at

@V_Trocheck and Instagram at @Trocheck_21... His favorite restaurant is O-Ku Sushi and his favorite food is sushi... His favorite athlete is Tiger Woods and his favorite team is the Pittsburgh Steelers... Vincent's biggest talent outside of hockey is playing the piano... His favorite road city is New York, his favorite road arena is T-Mobile Arena in Las Vegas and his favorite team to play against is the Detroit Red Wings... His most memorable hockey moment was winning a gold medal with the United States at the 2013 World Junior Championship in Russia.

HIGHLIGHTS

NHL FIRSTS:

Game: 3/7/14; 2-0 W vs. BUF

Point: 3/14/14; 5-3 W vs. NJ (goal)

Goal: 3/14/14; 5-3 W vs. NJ (Schneider)

SHOOTOUTS:

38 attempts, 14 goals (36.8%)

8 game-deciding goals

NHL HIGHS:

Goals: 3 (2/12/18; 7-5 W at EDM)

Assists: 3-3x (last: 12/4/17; 5-4 L (OT) vs. NYI)


Points: 4-2x (last: 3/10/16; 6-2 W vs. OTT)

Penalty Min: 10 (3/10/20; 5-2 W at DET)

Goal Streak: 4-4x (last: 11/2/17-11/10/17: 4g, 2a)

Assist Streak: 5 (2/9/17-2/18/17: 2g, 5a)

Point Streak: 6-4x (last: 3/6/18-3/17/18: 4g, 5a)



2019-20 REGULAR SEASON

Completed his seventh NHL season and first with the Hurricanes... Registered 38 points (11g, 27a) in 62 games... Earned 36 points (10g, 26a) in 55 games with the Florida Panthers and two points (1g, 1a) in seven games with Carolina... Scored a shorthanded goal and added an assist at TB (10/3)... Tallied two assists at NJ (10/14)... Logged a season-high 23:06 of ice time at NSH (10/19)... Scored two goals vs. WPG (11/14)... Recorded two points (1g, 1a) at WSH (11/27)... Earned three points (1g, 2a) vs. DAL (12/20)... Earned an assist in his 400th NHL games at PIT (1/5)... Recorded three points (1g, 2a) vs. TOR (1/12), extending his assist streak to four games (1/5-1/12: 1g, 5a)... Scored a goal at MIN (1/20)... Registered two points (1g, 1a) vs. VGK (2/6)... Scored a goal at SJ (2/17)... Scored the game-winning goal and added an assist at ANA (2/19)... Acquired by the Hurricanes from the Florida Panthers in exchange for Erik Haula,

Eetu Luostarinen, Chase Priskie and Lucas Wallmark (2/24)... Made his Hurricanes debut vs. DAL (2/25)... Scored the game-winning goal in overtime at NYI (3/7), marking his first Hurricanes point... Recorded an assist and registered a season-high 10 penalty minutes at DET (3/10)... Registered two assists in eight playoff games... Made Hurricanes playoff debut in Game 1 of Eastern Conference Qualifying Round vs. NYR (8/1)... Posted first career Hurricanes playoff point (assist) in Game 1 of Eastern Conference First Round vs. BOS (8/12)... Tallied an assist in Game 4 vs. BOS (8/17)... **Longest goal streak:** 2 games (2/17-2/19: 2g, 1a)... **Longest assist streak:** 4 games (1/5-1/12: 1g, 5a)... **Longest point streak:** 4 games (1/5-1/12: 1g, 5a)... **Multi-goal games:** 1 (11/14 vs. WPG: 2g)... **Multi-assist games:** 3 (last: 1/12 vs. TOR: 1g, 2a)... **Multi-point games:** 8 (last: 2/19 at ANA: 1g, 1a).

CAREER

Entering his eighth NHL season and second with the Hurricanes... Acquired by Carolina from Florida in exchange for Erik Haula, Eetu Luostarinen, Chase Priskie and Lucas Wallmark on 2/24/20... Selected by the Panthers in the third round, 64th overall, in the 2011 NHL Draft... Registered 282 points (111g, 171a) in 420 NHL games with Florida from 2014-20... Served as an alternate captain for the Panthers for three seasons (2017-20)... Earned 61 points (24g, 37a) in 78 AHL games with San Antonio from 2013-15... Tallied 299 points (120g, 179a) in 264 OHL games with Saginaw and Plymouth from 2009-13... His number 89 was retired by Saginaw on 2/1/17... Represented the United States at the 2013 IIHF World Junior Championship, winning gold, and the 2014 IIHF World Championship... Skated for Team North America at the 2016 World Cup of Hockey... **2009-10:** Posted 43 points (15g, 28a) in 68 OHL games with Saginaw... Ranked fifth on the team in assists and sixth in goals and points... Played first career OHL game at Guelph (9/18)... Scored first career OHL goal vs. Plymouth (9/24)... Tallied two points (1g, 1a) including first career OHL assist vs. Erie (9/26)... Earned a five-game point streak from 11/27-12/5 (3g, 3a)... Recorded three assists vs. Mississauga (2/20)... Added four points (2g, 2a) in six OHL playoff games... Made OHL playoff debut and registered first career OHL playoff point (assist) at Kitchener (3/19)... Scored first career OHL playoff goal vs. Kitchener (3/24)... **2010-11:** Tallied 62 points (26g, 36a) in 68 OHL games with Saginaw... Ranked tied for second in the OHL in shorthanded goals (5)... Ranked third on the team in assists and points and fourth in goals... Tied for team lead in shorthanded goals and finished tied for second on the team in power-play goals (8)... Recorded 13 multi-point games... Earned a five-game point streak from 10/23-11/5 (3g, 2a)... Posted three assists vs. Brampton (11/18)... Tallied four assists vs. Windsor (11/27)... Played 100th career OHL game at Sault Ste. Marie (12/15)... Earned a five-game point streak from 2/6-2/19 (2g, 3a)... Scored a goal for 100th career OHL point vs. Sarnia (3/11)... Finished the regular season with a five-game point streak from 3/11-3/19 (4g, 2a)... Added 11 points (6g, 5a) in 12

OHL playoff games... Led team with three playoff game-winning goals and ranked second on the team in goals... Posted three points (2g, 1a) at Guelph (4/3)... **2011-12:** Registered 85 points (29g, 56a) in 65 OHL games with Saginaw... Ranked second in the OHL in assists, tied for ninth in points and tied for ninth in shorthanded goals (4)... Led team in assists and points and tied for team lead in power-play goals (9)... Scored first career OHL hat trick at Owen Sound (9/24)... Registered 23 multi-point games... Earned a seven-game point streak from 10/14-10/28 (5g, 10a)... Posted three assists at Brampton (10/20)... Tallied four points (2g, 2a) vs. Kingston (10/28)... Recorded four points (2g, 2a) vs. Barrie (11/5)... Earned a six-game point streak from 11/12-11/23 (3g, 7a)... Registered three assists at Belleville (11/12)... Posted an eight-game point streak from 1/6-1/26 (4g, 10a)... Earned a five-game point streak from 2/3-2/11 (2g, 7a)... Recorded three points (2g, 1a) including 100th career OHL assist at Guelph (2/3)... Tallied six points (1g, 5a) at Windsor (3/4)... Played 200th career OHL game vs. Windsor (3/16)... Added 11 points (5g, 6a) in 12 OHL playoff games... Ranked tied for third on team in playoff points and fourth in goals... Registered three points (1g, 2a) vs. London (4/8)... Signed entry-level contract with Florida (4/23)... **2012-13:** Posted 109 points (50g, 59a) in 63 OHL games with Saginaw and Plymouth... Won Red Tilson Trophy as OHL's Most Outstanding Player... Named OHL First Team All-Star... Led OHL in points and plus/minus (+49)... Tied for league lead in shorthanded goals (5)... Ranked second in the OHL in goals and fourth in points... Recorded 37 multi-point games... Held without a point in just 11 games... Tallied 50 points (24g, 26a) in 35 games with Saginaw and 59 points (26g, 33a) in 28 games with Plymouth... Began the season with Saginaw and captained the Spirit... Opened the season with a five-game point streak from 9/21-10/3 (5g, 4a)... Earned a six-game point streak from 10/6-10/20 (4g, 7a)... Recorded 200th career OHL point (assist) vs. Kitchener (10/6)... Posted a seven-game point streak from 11/3-11/14 (6g, 9a)... Tallied four points (2g, 2a) vs. Plymouth (11/14)... Recorded four points (2g, 2a) vs. Windsor (12/15)...

CAREER CONTINUED

Traded to Plymouth (1/10)... Registered at least a point in 27 of 28 games played with Plymouth... Earned points in each of his first six games with the Whalers from 1/11-1/24 (3g, 10a)... Tallied three assists vs. Erie (1/12)... Recorded three assists vs. Erie (1/21)... Posted three points (2g, 1a) including 100th career OHL goal vs. Sarnia (1/26)... Finished the season with a 21-game point streak from 1/26-3/17 (23g, 23a)... Tallied three assists vs. Peterborough (2/2)... Scored four goals at Brampton (2/10)... Recorded four points (2g, 2a) at Erie (3/1)... Registered two points (1g, 1a) to reach 100 points on the season at Saginaw (3/5)... Scored 50th goal of the season vs. Windsor (3/16)... Posted three assists at Windsor (3/17)... Added 24 points (10g, 14a) in 15 OHL playoff games... Led the Whalers in playoff goals and points... Tallied five points (3g, 2a) vs. Sarnia (3/22)... Recorded three assists at Sarnia (3/25)... Registered four point (2g, 2a) at Sarnia (3/27)... Posted four points (3g, 1a) at Owen Sound (4/9)... **2013-14:** Split first professional season between Florida (NHL) and San Antonio (AHL)... Tallied eight points (5g, 3a) in 20 games with Florida... Recorded 42 points (16g, 26a) in 55 games with San Antonio... Began the season in the AHL... Tied for Rampage team lead in assists and finished second on the team in goals and points... Recorded first career professional point (assist) in AHL debut vs. Chicago (10/4)... Scored first two career AHL goals at Chicago (10/13)... Registered three points (2g, 1a) vs. Oklahoma City (10/26)... Posted three points (1g, 2a) vs. Oklahoma City (11/19)... Tallied three points (1g, 2a) at Lake Erie (2/7)... Recorded three assists at Utica (2/26)... Recalled to Florida (3/5)... Made NHL debut vs. BUF (3/7)... Scored first career NHL goal vs. NJ (3/14)... Earned first career NHL assist at ANA (3/23)... Reassigned to San Antonio (4/13)... **2014-15:** Split second professional season between Florida (NHL) and San Antonio (AHL)... Posted 22 points (7g, 15a) in 50 games with Florida... Tallied 19 points (8g, 11a) in 23 games with San Antonio... Began the season in the AHL... Recorded three points (1g, 2a) at Oklahoma City (10/18)... Recalled to Florida (10/31)... Earned a five-game point streak from 11/8-11/18 (1g, 5a)... Took a season-high seven shots at LA (11/18)... Registered two assists vs. NYI (11/14)... Posted two assists vs. OTT (11/28)... Tallied three points (1g, 2a) at DET (12/2)... Played a season-high 19:16 vs. CBJ (12/4)... Reassigned to San Antonio (1/20)... Recalled to Florida (2/21)... Recorded three points (2g, 1a) vs. CAR (4/2)... Reassigned to San Antonio (4/12)... Registered two points (1g, 1a) in three AHL playoff games... Scored first AHL playoff goal in AHL playoff debut at Oklahoma City (4/23)... Earned first career AHL playoff assist vs. Oklahoma City (4/29)... **2015-16:** Posted 53 points (25g, 28a) in 76 NHL games with Florida... Ranked tied for third on the Panthers in goals and fifth in assists and points... Tallied a career-high four points (1g, 3a) in season opener vs. PHI (10/10)... Recorded three points (2g, 1a) vs. COL (10/27)... Played 100th career NHL game at BOS (12/12)... Registered two assists at NJ (12/17)... Earned a five-game point streak from 1/23-2/6 (5g, 4a)... Posted three

points (2g, 1a) vs. DET (2/4)... Tallied two assists at BUF (2/9)... Recorded two assists at WPG (3/1)... Logged a season-high 24:15 of ice time vs. BOS (3/7)... Tied career high with four points (1g, 3a) vs. OTT (3/10)... Scored a goal in four straight games from 3/19-3/26 (4g, 1a)... Added one assist in two NHL playoff games... Made NHL playoff debut in Game 5 of Eastern Conference First Round vs. NYI (4/22)... Posted first career NHL playoff point (assist) in Game 6 at NYI (4/24)... **2016-17:** Tallied 54 points (23g, 31a) in 82 NHL games with Florida... Led Panthers in points and tied for team lead in assists... Finished second on team in goals... Named to 2017 NHL All-Star Game... Scored two goals vs. NJ (11/3)... Recorded two assists at NYR (11/20)... Took a season-high seven shots vs. BOS (12/22)... Registered two points (1g, 1a) including 100th career NHL point vs. TOR (12/28)... Earned a six-game point streak from 1/9-1/18 (6g, 4a)... Recorded two points (1g, 1a) and played a season-high 25:48 at NJ (1/9)... Scored two goals at CGY (1/17)... Posted a six-game point streak from 2/9-2/20 (3g, 5a)... Tallied three points (2g, 1a) in 200th career NHL game at NSH (2/11)... Recorded two assists vs. NYR (3/7)... Registered two assists vs. MIN (3/10)... Posted two assists vs. TOR (3/14)... Tallied two assists vs. CHI (3/25)... **2017-18:** Recorded 75 points (31g, 44a) in 82 NHL games with Florida... Established career highs in goals, assists, points, power-play goals (13), shorthanded goals (3) and game-winning goals (5)... Led Panthers in goals and power-play goals... Ranked second on the team in points and third in assists... Finished sixth in the NHL in shots (287)... Averaged a career-high 21:22 of ice time per game... Won 54.1% of his faceoffs... Registered three points (1g, 2a) vs. ANA (10/26)... Scored a goal in four straight games from 11/2-11/10 (4g, 2a)... Posted three points (1g, 2a) vs. CBJ (11/2)... Logged a career-high 26:33 of ice time at NJ (11/11)... Earned a six-game point streak from 12/2-12/12 (3g, 6a)... Tallied three assists vs. NYI (12/4)... Scored two goals vs. WPG (12/7)... Took a career-high 10 shots at CBJ (1/7)... Recorded three points (2g, 1a) including 100th career NHL assist at STL (1/9)... Registered two assists at NYI (1/30)... Scored first career hat trick at EDM (2/12)... Posted two assists vs. TOR (2/27)... Earned a six-game point streak from 3/6-3/17 (4g, 5a)... Tallied two assists vs. NYR (3/10)... Recorded two assists to reach 200 career NHL points vs. OTT (3/12)... Played 300th career NHL game at CBJ (3/22)... Registered three points (2g, 1a) vs. ARI (3/24)... **2018-19:** Posted 34 points (10g, 24a) in 55 NHL games with Florida... Ranked tied for sixth on the team in assists and eighth in goals and points... Finished second among Panthers forwards in average ice time (19:40)... Won 51.8% of his faceoffs... Tallied three points (1g, 2a) and logged a season-high 26:02 of ice time at WSH (10/19)... Recorded two assists vs. EDM (11/8)... Missed 27 games with a lower-body injury from 11/21-1/15... Registered an assist in his return to the lineup vs. TOR (1/18)... Posted two assists at VGK (2/28)... Scored two goals including 100th career NHL goal vs. WSH (4/1).


VINCENT TROCHECK CAREER HIGHLIGHTS

All Star: Vincent Trocheck represented the Atlantic Division at the 2017 NHL All-Star Game in Los Angeles, marking his first All-Star Game appearance. Trocheck recorded four points (1g, 3a) in the game, ranking tied for first in points among Atlantic Division skaters (Nikita Kucherov).

International Experience: The Pittsburgh, Pa., native has represented the United States at the 2013 IIHF World Junior Championship and the 2014 IIHF World Championship. Trocheck recorded six points (3g, 3a) in seven games at the 2013 World Junior Championship in Russia to help the United States win the gold medal. He also scored one goal in three games for Team North America at the 2016 World Cup of Hockey.

Junior Success: Trocheck tallied 299 points (120g, 179a) in 264 career OHL games with the Saginaw Spirit and Plymouth Whalers from 2009-13. His number 89 was retired by Saginaw on 2/1/17, becoming the first number to be retired in franchise history. Trocheck won the Red Tilson Trophy as the OHL's Most Outstanding Player during the 2012-13 season and ranks first in Spirit franchise history in assists (146) and second in points (240).





JAKE BEAN 24



Defenseman • Shoots Left

6'1" • 189 lbs.

6/9/98 • Calgary, Alta.

Acquired: 2016 NHL Draft

2019-20 Team: Charlotte (AHL)

Drafted: Carolina 2016 (1-13)

CAREER STATS

YEAR	TEAM	LEAGUE	REGULAR SEASON					PLAYOFFS				
			GP	G	A	P	PIM	GP	G	A	P	PIM
2014-15	Calgary	WHL	51	5	34	39	2	7	2	4	6	0
2015-16	Calgary	WHL	68	24	40	64	28	5	0	2	2	2
2016-17	Calgary	WHL	43	8	37	45	14	4	0	2	2	0
2017-18	Calgary	WHL	25	5	22	27	12	—	—	—	—	—
	Tri-City	WHL	32	7	14	21	10	14	1	17	18	2
	Charlotte	AHL	—	—	—	—	—	1	0	0	0	0
2018-19	Carolina	NHL	2	0	0	0	2	—	—	—	—	—
	Charlotte	AHL	70	13	31	44	26	15	1	4	5	10
2019-20	Charlotte	AHL	59	10	38	48	34	—	—	—	—	—
Hurricanes/NHL Totals (1 Season)			2	0	0	0	2	—	—	—	—	—

June 24, 2016 — Selected by the Carolina Hurricanes in the 2016 NHL Draft. First round, 13th overall.
July 9, 2016 — Signed a three-year, entry-level contract with the Carolina Hurricanes.

HIGHLIGHTS

NHL FIRSTS:

Game: 11/27/18; 2-1 W at MTL

Point: None

Goal: None

SHOOTOUTS:

0 attempts, 0 goals

0 game-deciding goals

NHL HIGHS:

Goals: None

Assists: None

Points: None

Penalty Min: 2 (11/30/18; 2-1 L (OT) vs. ANA)

Goal Streak: None

Assist Streak: None

Point Streak: None

2019-20 REGULAR SEASON

Completed his second professional season with the Hurricanes organization... Registered 48 points (10g, 38a) in 59 AHL games with Charlotte... Won the Eddie Shore Award as AHL Defenseman of the Year... Named to the AHL First All-Star Team... Named team MVP and Checkers Defenseman of the Year... Led AHL defensemen in points... Ranked tied for fourth in the AHL in assists... Led the Checkers in points and assists... Earned two assists at Springfield (10/6)... Scored two goals at Lehigh Valley (11/22)... Recorded two points

(1g, 1a) vs. Cleveland (11/27)... Tallied three assists at Syracuse (12/4)... Posted a four-game assist streak from 12/13-12/18 (1g, 6a)... Registered two assists at Hartford (1/10)... Posted a five-game point streak from 1/14-1/24 (2g, 6a)... Recorded three assists in the 2020 AHL All-Star Classic, helping lead the Atlantic Division team to victory (1/27)... Recorded two assists at Toronto (2/1)... Earned two assists vs. Rochester (2/12)... Tallied three assists at Hershey (3/1).

CAREER

Entering his third professional season with Carolina... Selected by the Hurricanes in the first round, 13th overall, of the 2016 NHL Draft... Signed to a three-year, entry-level contract on 7/9/16... Registered 196 points (49g, 147a) in 219 career WHL games... Won a gold medal with Canada at the 2018 World Junior Championship and a silver in 2017... Won gold with Canada at the 2015 Ivan Hlinka Memorial Tournament... Was named to the all-tournament team at the 2015 World U-17 Hockey Challenge after totaling four points (1g, 3a) in five games for Canada Black... His father, John Bean, is the chief operating officer of the Calgary Flames... **2014-15:** Made the roster for his hometown Calgary Hitmen in 2014-15 after a tryout with the club and set a franchise record for scoring by a rookie defenseman with 39 points (5g, 34a)... Was third among WHL rookie defensemen in scoring in 2014-15... Made his WHL debut vs. Red Deer (9/20)... Registered a seven-game assist streak from 11/28 -12/14 (0g, 11a)... Earned a career-high four assists vs. Vancouver (1/25)... Totaled six points (2g, 4a) in seven games during the 2015 WHL playoffs... **2015-16:** Led all WHL defensemen in goals (24), power-play goals (12) and game-winning goals (6) during his second season with the Calgary Hitmen... Was sixth among league defensemen in scoring (64 points) and was named to the 2015-16 WHL East Second All-Star Team... Skated for Team Orr at the 2016 CHL Top Prospects Game... Earned 17 multi-point efforts and four multi-goal games... Registered three assists at Brandon (12/8)... Earned a seven-game point streak from 12/13 - 1/2 (3g, 6a)... Earned two assists in five playoff games as Calgary fell to Red Deer in the opening round of the 2016 WHL playoffs... **2016-17:** Led Calgary Hitmen defensemen and was fifth among team skaters in scoring with 45 points (8g, 37a), despite missing 29 games due to injury and his participation in the 2017 World Junior Championship... Suffered a fractured finger at Medicine Hat (10/14) and missed the next 16 games (10/16-11/26)... Posted career-long, eight-game point and assist streaks from 12/2 - 1/10 (2g, 10a)... Earned his first career hat trick and added an assist vs. Regina (1/27)... Recorded a career-high four assists to register his

second-consecutive four-point effort the next night at Kootenay (1/28)... Registered two points (0g, 2a) in four games as Calgary was swept by Regina in the opening round of the 2017 WHL playoffs... **2017-18:** Split the season between Calgary and Tri-City... Served as an alternate captain for Calgary... Traded to Tri-City on Jan. 7... Won gold with Team Canada at the World Junior Championship in Buffalo, posting three assists in seven games... Posted 13 multi-point games... Recorded a seven-game assists streak from 10/20 - 11/4 (1g, 9a)... Registered 18 points (1g, 17a) in 14 WHL playoff games as Tri-City fell to Everett in six games in the Western Conference Finals... Ranked tied for fifth in the WHL in playoff assists... Earned five assists in Game 3 vs. Victoria (4/10) and three assists in Game 4 (4/11)... Named the CHL Player of the Week (4/17)... Joined the Charlotte Checkers (AHL) at the conclusion of his junior season with Tri-City and made his professional debut in Game 3 of the second-round playoff series vs. Lehigh Valley (5/8)... **2018-19:** Appeared in two NHL games with Carolina... Registered 44 points (13g, 31a) in 70 AHL games with Charlotte... Named to AHL All-Rookie Team... Among rookie AHL defensemen, ranked first in goals, second in points and tied for second in assists... Tied the Checkers franchise single-season record for goals by a defenseman (13)... Tied for third in Charlotte franchise history in single-season points by a defenseman (44) and ranked fifth in franchise history in single-season points by a rookie... Posted first AHL point (assist) vs. Hershey (10/19)... Scored first AHL goal at Binghamton (10/26)... Tallied a five-game AHL point streak from 11/20-12/1 (1g, 4a)... Recalled from Charlotte (11/25)... Made NHL debut at MTL (11/27)... Reassigned to Charlotte (12/1)... Scored two goals at Providence (1/25)... Posted three-straight multi-point games from 3/20-3/24 (1g, 5a)... Registered five points (1g, 4a) in 15 AHL playoff games as the Checkers captured the Calder Cup for the first time in franchise history... Recorded an assist and scored the game-winning goal in Charlotte's Game 3 win in the Calder Cup Finals at Chicago (6/5).



ANTOINE BIBEAU 35



Goaltender • Catches Left

6'3" • 205 lbs.

5/1/94 • Victoriaville, Que.

Acquired: 10/22/20, Signed as a free agent

2019-20 Teams: Colorado (NHL), Colorado (AHL)

Drafted: Toronto 2013 (6-172)

CAREER STATS

YEAR	TEAM	LEAGUE	REGULAR SEASON						PLAYOFFS					
			GP	MIN	GA	SO	GAA	W-L-OT	GP	MIN	GA	SO	GAA	W-L
2010-11	Lewiston	QMJHL	3	144	5	0	2.10	2-0-0	—	—	—	—	—	—
2011-12	Prince Edward	QMJHL	29	1,183	88	0	4.46	7-9-1	—	—	—	—	—	—
2012-13	Prince Edward	QMJHL	46	2,521	118	5	2.81	28-11-3	6	374	21	0	3.37	2-3
2013-14	Charlottetown	QMJHL	26	1,424	78	1	3.29	8-11-5	—	—	—	—	—	—
	Val d'Or	QMJHL	22	1,267	64	1	3.03	13-7-1	24	1,476	69	1	2.80	16-8
2014-15	Toronto	AHL	31	1,809	81	4	2.60	15-10-5	1	57	3	0	2.80	0-1
2015-16	Toronto	AHL	40	2,354	106	3	2.70	28-9-1	12	682	31	1	2.73	6-5
2016-17	Toronto	NHL	2	122	4	0	1.99	1-1-0	—	—	—	—	—	—
	Toronto	AHL	32	1,892	97	3	3.08	13-14-1	1	37	2	0	3.23	0-1
2017-18	San Jose	AHL	43	2,406	95	5	2.37	23-14-2	4	212	13	0	3.68	1-3
2018-19	San Jose	AHL	35	2,055	99	1	2.89	16-18-3	1	10	3	0	17.48	0-0
2019-20	Colorado	NHL	2	92	5	0	3.27	1-0-0	—	—	—	—	—	—
	Colorado	AHL	2	80	8	0	6.02	0-2-0	—	—	—	—	—	—
NHL Totals (2 seasons)			4	212	9	0	2.54	2-1-0	—	—	—	—	—	—

June 30, 2013 — Selected by the Toronto Maple Leafs in the 2013 NHL Draft. Sixth round, 172nd overall.

July 1, 2017 — Signed by the San Jose Sharks as a free agent.

September 27, 2019 — Acquired by the Colorado Avalanche from the San Jose Sharks in exchange for Nicolas Meloche.

October 22, 2020 — Signed by the Carolina Hurricanes as a free agent.

2019-20 REGULAR SEASON

Completed his second NHL season... Appeared in two games with the Colorado Avalanche (NHL) and two games with the Colorado Eagles (AHL)... Began the season with the Eagles... Made 19 saves in his Colorado debut vs. Stockton (10/4)... Recalled to the Avalanche (11/13)... Made nine saves in his Avalanche debut at EDM

(11/14)... Recorded a career-high 28 saves to record his first Colorado win at VAN (11/16)... Reassigned to the Eagles (11/19)... Made seven saves at San Jose (11/23)... Missed remainder of the season with a hip injury... **Saves:** 37... **Shots Faced:** 42.

CAREER

Entering his seventh professional season and first with Carolina... Signed by the Hurricanes as a free agent to a one-year, two-way contract on Oct. 22, 2020... **2010-11:** Appeared in three games with the Lewiston Maineiacs of the Quebec Major Junior Hockey League (QMJHL)... Made his QMJHL debut vs. Baie-Comeau (11/13)... Earned his first QMJHL win vs. Baie-Comeau (11/14)... **2011-12:** Posted a 7-9-1 record with a 4.46 goals-against average and a .868 save percentage in 29 games with Prince Edward Island (QMJHL)... Made a season-high 33 saves in a win vs. Moncton (11/24)... **2012-13:** Recorded a 28-11-3 record with five shutouts, a 2.81 goals-against average and a .911 save percentage in 46 games with Prince Edward Island (QMJHL)... Led the league in shutouts... Ranked fifth in the QMJHL in wins and seventh in goals-against average (min. 20 GP)... Registered a 3.37 goals-against average and a .907 save percentage in six playoff games... **2013-14:** Split the season between Charlottetown and Val-d'Or (QMJHL)... Posted an 8-11-5 record with one shutout, a 3.29 goals-against average and a .911 save percentage in 26 games with the Charlottetown Islanders... Traded to Val-d'Or... Registered a 13-7-1 record with one shutout, a 3.03 goals-against average and a .900 save percentage in 22 games with the Foreurs... Led Val-d'Or to the 2014 President's Cup as QMJHL champions... Posted a 16-8 record with one shutout, a 2.80 goals-against average and a .912 save percentage in 24 playoff games... Was awarded the Guy Lafleur Trophy as the QMJHL Playoffs MVP... Registered a 2-1-1 record with one shutout, a 2.76 goals-against average and a .932 save percentage in four games at the 2014 Memorial Cup... Awarded the Hap Emms Memorial Trophy as the Memorial Cup's Most Outstanding Goaltender... Named to the CHL Memorial Cup All-Star Team... **2014-15:** Earned a 15-10-5 record with four shutouts, a 2.60 goals-against average and a .913 save percentage in 31 games with the Toronto Marlies (AHL) in his first professional season... Ranked tied for seventh in the AHL and tied for third among rookies in shutouts... Made 32 saves

in his AHL debut vs. Utica (10/11)... Earned his first AHL win at Hamilton (10/17)... Posted his first career AHL shutout vs. Rockford (10/19)... Finished the season on a season-long five-game winning streak (4/3-4/19)... Appeared in one playoff game... **2015-16:** Posted a 28-9-1 record with three shutouts, a 2.70 goals-against average and a .909 save percentage in 40 games with the Marlies... Set AHL career high in wins... Ranked tied for sixth in the AHL in wins... Began the season with four straight wins (10/9-10/25)... Posted a seven-game winning streak from 1/3-2/4... Registered a 6-5 record with one shutout, a 2.73 goals-against average and a .900 save percentage in 12 playoff games... Recorded his first career AHL playoff shutout vs. Hershey (5/27)... **2016-17:** Spent a majority of the season with the Marlies... Posted a 13-14-1 record with three shutouts, a 3.08 goals-against average and a .894 save percentage in 32 games... Ranked 12th in the AHL in shutouts... Began the season on a five-game winning streak (10/16-10/28)... Earned his first NHL recall and made 26 saves in his NHL debut vs. COL (12/11)... Recorded his first NHL win at TB (12/29)... Played in one playoff game with the Marlies... **2017-18:** Posted a 23-14-2 record with five shutouts, a 2.37 goals-against average and a .919 save percentage in 43 games with the San Jose Barracuda (AHL)... Represented the Pacific Division at the 2018 AHL All-Star Challenge... Ranked tied for third in the AHL in shutouts, tied for sixth in wins, tied for eighth in games played and 10th in goals-against average... Set career highs in games played, goals against average and save percentage... Appeared in four playoff games with the Barracuda... **2018-19:** Earned a 16-13-5 record with one shutout, a 2.89 goals-against average and a .904 save percentage in 35 games with San Jose (AHL)... Posted his first shutout of the season vs. Ontario (3/29)... Won four of his final five games to help San Jose reach the playoffs... Appeared in one playoff game with the Barracuda.



CLARK BISHOP

64



Center • Shoots Left

6'1" • 204 lbs.

3/29/96 • St. John's, N.L.

Acquired: 2014 NHL Draft

2019-20 Teams: Carolina (NHL), Charlotte (AHL)

Drafted: Carolina 2014 (5-127)

CAREER STATS

YEAR	TEAM	LEAGUE	REGULAR SEASON					PLAYOFFS				
			GP	G	A	P	PIM	GP	G	A	P	PIM
2011-12	St. John's	NLMMHL	23	18	20	38	45	8	3	6	9	10
2012-13	Cape Breton	QMJHL	58	8	14	22	33	—	—	—	—	—
2013-14	Cape Breton	QMJHL	56	14	19	33	54	4	1	0	1	8
2014-15	Cape Breton	QMJHL	38	19	16	35	54	7	5	3	8	4
2015-16	Cape Breton	QMJHL	50	16	23	39	86	3	1	2	3	0
2016-17	Charlotte	AHL	42	2	4	6	11	—	—	—	—	—
	Florida	ECHL	21	3	8	11	16	—	—	—	—	—
2017-18	Charlotte	AHL	68	7	21	28	32	8	2	0	2	8
2018-19	Carolina	NHL	20	1	2	3	6	2	0	0	0	0
	Charlotte	AHL	38	3	3	6	56	16	2	1	3	14
2019-20	Carolina	NHL	5	0	1	1	4	—	—	—	—	—
	Charlotte	AHL	53	6	13	19	63	—	—	—	—	—
Hurricanes/NHL Totals (2 seasons)			25	1	3	4	10	2	0	0	0	0

June 28, 2014 — Selected by the Carolina Hurricanes in the 2014 NHL Draft. Fifth round, 127th overall.

April 4, 2016 — Signed a three-year, entry-level contract with the Carolina Hurricanes.

2019-20 REGULAR SEASON

Completed his second NHL/Hurricanes season... Posted one assist in five NHL games... Tallied 19 points (6g, 13a) in 53 AHL games with Charlotte... Began the season in the AHL... Recalled to Carolina (11/29)... Made NHL season debut vs. NSH (11/29)... Recorded an assist at TB (11/30)... Logged a season-high

10:05 of ice time vs. MIN (12/7)... Reassigned to Charlotte (12/7)... Registered a five-game point streak from 12/17-12/28 (1g, 4a)... Posted a three-game point streak from 1/5-1/10 (2g, 1a)... Scored the game-winning goal vs. Rochester (2/12)... Scored the game-winning goal at Binghamton (2/22).

CAREER

Entering his third NHL season with Carolina... Selected by Carolina in the fifth round (127th overall) of the 2014 NHL Draft... Signed a three-year, entry-level contract with the Hurricanes on 4/4/16... Recorded 129 points (57g, 72a) in 202 career Quebec Major Junior Hockey League (QMJHL) games with Cape Breton... Won the gold medal with Canada's U-18 national team at the 2013 Ivan Hlinka Memorial Tournament, scoring one goal and registering a (+2) rating in five games... Also represented Canada Atlantic at the 2013 U-17 World Hockey Challenge, earning five points (3g, 2a) in five games...

2011-12: Played for his hometown St. John's Privateers in the Newfoundland and Labrador Major Midget Hockey League (NLMMHL), ranking 11th in the league in scoring with 38 points (18g, 20a) in 23 games... Earned nine points (3g, 6a) in eight playoff games as the Privateers won the Provincial Championship... Selected by Cape Breton in the first round (3rd overall) of the 2012 QMJHL Entry Draft... **2012-13:** Completed his first season of major junior hockey, scoring eight goals and adding 14 assists (22 points) for Cape Breton... Earned his first QMJHL points with a pair of assists vs. Rimouski (10/21)... Scored his first QMJHL goal vs. P.E.I. (11/14/12)... **2013-14:** Served as an alternate captain for Cape Breton in his second QMJHL season, totaling 14 goals and 19 assists (33 points) in 56 games... Selected to play for Team Orr in the 2014 CHL/NHL Top Prospects Game... Scored a goal in his QMJHL Playoff debut at Gatineau (3/21/14)... **2014-15:** Served as Cape Breton's captain, totaling 35 points (19g, 16a) in 38 games played... Established career highs with a six-game goal streak from 11/26 - 12/12 (7g) and an eight-game point streak from 11/26 - 12/18 (7g, 4a)... Led Cape Breton in scoring during the 2015 playoffs with eight points (5g, 3a) in seven games... **2015-16:** Served as Cape Breton's team captain for the second consecutive season, setting career highs in assists (23) and points (39)... Ranked fourth among Screaming Eagles skaters in penalty minutes (86)... Totaled three points (1g, 2a) in three 2016 QMJHL playoff games for the Screaming Eagles... **2016-17:** Completed his first professional season, splitting the year between Charlotte (American Hockey League) and Florida (ECHL)... Totaled six points (2g, 4a) in 42 games for the Checkers and 11

points (3g, 8a) in 21 games with the Everblades... Made his professional debut in the Checkers' opener at Texas (10/14)... Recorded his first professional goal/point at Iowa (11/11)... Earned his first professional assist at Ontario (12/10)... Posted an assist and a season-best (+2) in a 3-2 overtime win at Manitoba (12/30)... Assigned to Florida (ECHL) for the first time on 1/6 and posted an assist in his Everblades debut that night... Had a six-game assist-point streak with Florida from 2/3-2/22 (0g, 6a)... Recalled to Charlotte on 3/7... Assisted on Bryan Bickell's first goal as a Checker vs. Cleveland (3/25), giving him points in consecutive AHL games for the first time in his career... **2017-18:** Registered 28 points (7g, 21a) in 68 games with Charlotte (AHL)... Ranked tied for seventh on the Checkers with 21 assists and tied for second on the team with two shorthanded goals... Recorded assists in a career-best three straight games from 10/28-11/3... Marked his first AHL multi-goal game at Utica (11/10)... Set a career high with three assists vs. Springfield (12/1)... Scored a goal in consecutive games vs. Laval (12/16-12/17)... Matched his career/season high with three assists vs. Springfield (2/9), which was part of a three-game point streak that tied his career long (1g, 4a)... Scored two goals in eight AHL playoff games... Ranked fourth on the team in goals and tied for third in penalty minutes (8) during the playoffs... Scored goals in consecutive playoff games against Wilkes-Barre/Scranton (4/21-4/26), marking the first playoff points of his career... **2018-19:** Tallied three points (1g, 2a) in 20 NHL games with Carolina and six points (3g, 3a) in 38 AHL games with Charlotte... Made NHL debut vs. COL (10/20)... Reassigned to Charlotte (10/23)... Recalled from Charlotte (11/29)... Scored first NHL points (1g, 1a) at ANA (12/7)... Logged a season-high 13:49 of ice time vs. ARI (12/16)... Reassigned to Charlotte (12/16)... Recalled from Charlotte (12/26)... Missed eight games with a lower-body injury (1/4-1/18)... Reassigned to Charlotte (1/18)... Made his NHL playoff debut in Game 1 of the Eastern Conference Second Round at NYI (4/26)... Recorded three points (2g, 1a) in 16 AHL playoff games to help the Checkers capture the Calder Cup... Scored a goal in Game 5 of the Eastern Conference Final at Toronto (5/24)... Scored a goal in Game 6 vs. Toronto (5/26).



STEVEN LORENTZ 78



Center/Left Wing • Shoots Left

6'4" • 207 lbs

4/13/96 • Kitchener, Ont.

Acquired: 2015 NHL Draft

2019-20 Team: Charlotte (AHL)

Drafted: Carolina 2015 (7-186)

CAREER STATS

YEAR	TEAM	LEAGUE	REGULAR SEASON					PLAYOFFS				
			GP	G	A	P	PIM	GP	G	A	P	PIM
2013-14	Peterborough	OHL	64	7	11	18	18	11	2	0	2	0
2014-15	Peterborough	OHL	59	16	21	37	15	5	0	1	1	2
2015-16	Peterborough	OHL	58	23	25	48	27	7	2	3	5	0
2016-17	Peterborough	OHL	66	29	32	61	37	12	9	7	16	0
2017-18	Charlotte	AHL	3	0	0	0	0	—	—	—	—	—
	Florida	ECHL	62	12	23	35	34	19	5	5	10	12
2018-19	Charlotte	AHL	29	3	6	9	23	12	1	4	5	2
	Florida	ECHL	22	10	18	28	11	—	—	—	—	—
2019-20	Charlotte	AHL	61	23	23	46	37	—	—	—	—	—
AHL Totals (3 seasons)			93	26	29	55	60	12	1	4	5	2

June 27, 2015 — Selected by the Carolina Hurricanes in the 2015 NHL Draft. Seventh round, 186th overall.
 April 21, 2017 — Signed a three-year, entry-level contract with the Carolina Hurricanes.

HIGHLIGHTS

NHL FIRSTS

Game: None
Point: None
Goal: None

SHOOTOUTS

0 attempts, 0 goals
 0 game-deciding goals

NHL HIGHS

Goals: None
Assists: None
Points: None
Penalty Min: None
Goal Streak: None
Assist Streak: None
Point Streak: None

2019-20 REGULAR SEASON


Completed his third professional season... Registered 46 points (23g, 23a) in 61 AHL games with Charlotte... Named the Checkers' Forward of the Year and Most Improved Player... Led Charlotte and ranked eighth in the AHL in plus/minus (+23)... Ranked second on the team in points and goals and fifth in assists... Scored a goal in consecutive games (11/3-11/8: 2g)... Earned two points (1g, 1a) vs. Cleveland (11/27)... Posted a four-game point streak from 12/22-1/4 (2g, 6a)... Recorded three points at Wilkes-Barre/Scranton (1/8)...

Registered a multi-point game (1g, 1a) in consecutive games vs. Hershey (1/14-1/15)... Scored two goals vs. Toronto (1/19)... Recorded a six-game point streak from 2/7-2/16 (2g, 6a)... Tallied four points (2g, 2a) at Binghamton (2/22)... Scored a goal in consecutive games (2/29-3/1: 2g)... Earned three points (2g, 1a) vs. Cleveland (3/11)... Named to Carolina's 2020 postseason roster but did not appear in a postseason game.

CAREER

Entering his fourth professional season with Carolina... Selected by the Hurricanes in the seventh round, 186th overall, in the 2015 NHL Draft... **2013-14:** Earned 18 points (7g, 11a) in 64 games during his first OHL season... Notched three assists in his OHL debut vs. Kingston (9/19)... Scored his first career OHL goal with the shorthanded, game-winning tally vs. Mississauga (10/17)... Played in all 11 of Peterborough's 2014 OHL playoff games, registering two goals... **2014-15:** Ranked seventh among Petes skaters in scoring with 37 points (16g, 21a) in 59 games... Notched a career-high four points with two goals and two assists at Ottawa (2/6)... Earned one assist in five OHL playoff games... **2015-16:** Was fourth among Peterborough skaters in goals (23) and fifth in scoring (48 points)... Netted a pair of goals vs. Kingston (11/10)... Tallied a six-game point streak from 11/18-11/28 (3g, 5a)... Scored two goals at Hamilton (12/11)... Registered his third multi-goal game with a pair of tallies in the regular-season finale at Niagara (3/19)... Was tied for third on the team in playoff scoring with five points (2g, 3a) in seven games as the Petes fell to North Bay in seven games... **2016-17:** Recorded 61 points (29g, 32a) in 66 games with Peterborough... Served as alternate captain for the Petes and helped the team earn the best record in the Eastern Conference during the regular season... Recorded OHL career highs in games played, goals, assists and points... Ranked tied for second on the team in goals and power-play goals (9), second in plus/minus (+12), third in points and tied for fourth in assists... Earned his first career hat trick vs. Ottawa (12/8)... Scored four goals in a 13:30 span in the third period vs. North Bay (1/21)... Tallied 16 points (9g, 7a) in 12 playoff games as the Petes fell to Mississauga in the Eastern Conference finals... Led Peterborough in goals and points during the playoffs and ranked tied for second in assists... Posted an eight-game point streak in the playoffs (3/25-4/20: 9g, 6a)...

2017-18: Spent the majority of his first professional season with the ECHL's Florida Everblades... Ranked second among Everblades rookies in goals (12), assists (23) and points (35)... Recorded an assist in his pro debut vs. Atlanta (10/13)... Scored his first professional goal on the power play vs. Atlanta (10/14)... Made his AHL debut at Lehigh Valley (12/30)... Re-assigned to Florida (1/10) after playing his first three AHL games... Posted a season-long, five-game point streak from 3/17-3/28 (2g, 5a)... Registered 10 points (5g, 5a) in 19 ECHL playoff games as Florida fell to Colorado in seven games in the Kelly Cup Finals... Recorded the first two playoff points of his professional career (1g, 1a) in a Game 2 victory vs. Atlanta in the first round (4/20)... Registered two points (1g, 1a) in the second-round, series-clinching win over Orlando (5/6) to extend his point streak to four games (1g, 4a)... **2018-19:** Split the season between Charlotte (AHL) and Florida (ECHL)... Recorded nine points (3g, 6a) in 29 AHL games... Posted 28 points (10g, 18a) in 22 ECHL games... Began the season with Florida... Tallied five points (1g, 4a) vs. Norfolk (10/20)... Recalled to Charlotte (11/11)... Registered first career AHL point with an assist at Wilkes-Barre/Scranton (11/17)... Reassigned to Florida (11/21)... Posted three points (1g, 2a) at Norfolk (11/23)... Recorded three points (1g, 2a) vs. South Carolina (11/28)... Recalled to Charlotte (12/6)... Scored first career AHL goal at Providence (1/25)... Reassigned to Florida (3/2)... Tallied three points (1g, 2a) at Jacksonville (3/3)... Recalled to Charlotte (3/7)... Posted five points (1g, 4a) in 12 AHL playoff games as Charlotte captured the Calder Cup... Recorded first career AHL playoff point with an assist in Game 4 vs. Providence (4/26)... Scored first career AHL playoff goal in Game 5 of Eastern Conference Finals vs. Toronto (5/24).



SAKU MAENALANEN 8



Right Wing · Shoots Left

6'4" · 207 lbs

5/29/94 · Kemi, Finland

Acquired: 5/18/18, Signed as a free agent

2019-20 Team: Jokerit (KHL)

Drafted: Nashville 2013 (5-125)

CAREER STATS

YEAR	TEAM	LEAGUE	REGULAR SEASON					PLAYOFFS				
			GP	G	A	P	PIM	GP	G	A	P	PIM
2012-13	Karpat Jr.	Finland Jr.	45	23	35	58	43	5	5	2	7	18
2013-14	Karpat	Finland	25	3	4	7	0	—	—	—	—	—
	Jokipojat	Finland-2	15	9	6	15	4	—	—	—	—	—
2014-15	Karpat Jr.	Finland Jr.	5	3	3	6	2	12	4	4	8	10
	Karpat	Finland	20	4	1	5	2	7	0	1	1	0
	Pelicans	Finland	8	1	0	1	0	—	—	—	—	—
	Hokki	Finland-2	17	5	8	13	6	10	2	4	6	22
2015-16	Karpat Jr.	Finland Jr.	6	2	6	8	2	—	—	—	—	—
	Karpat	Finland	46	6	10	16	14	13	3	1	4	6
	Karpat	Finland	34	11	10	21	6	2	0	0	0	0
	Karpat	Finland	59	17	29	46	26	18	5	5	10	16
2018-19	Carolina	NHL	34	4	4	8	20	9	0	1	1	6
	Charlotte	AHL	31	7	7	14	8	—	—	—	—	—
2019-20	Jokerit	KHL	26	5	4	9	8	6	2	3	5	6
Hurricanes/NHL Totals (1 season)			34	4	4	8	20	9	0	1	1	6

June 30, 2013 — Selected by the Nashville Predators in the 2013 NHL Draft. Fifth round, 125th overall.

May 18, 2018 — Signed by the Carolina Hurricanes as a free agent to a one-year contract.

2019-20 REGULAR SEASON

Registered nine points (5g, 4a) in 26 games during first KHL season with Jokerit... Made KHL debut vs. Avtomobilist (9/28)... Recorded first career KHL point (assist) vs. HC Sochi (10/8)... Posted two assists vs. Spartak (10/22)... Scored first career KHL goal at CSKA (10/24)... Scored two goals vs. Dynamo

Moscow (2/17)... Added five points (2g, 3a) in six KHL playoff games... Earned a four-game playoff point streak from 3/1-3/7 (2g, 3a)... Tallied first career KHL playoff point (assist) vs. Lokomotiv (3/1)... Scored first career KHL playoff goal vs. Lokomotiv (3/3)... Registered two points (1g, 1a) at Lokomotiv (3/5).

CAREER

Selected by the Nashville Predators in the fifth round, 125th overall, in the 2013 NHL Draft... Was a teammate of Sebastian Aho at various levels of Karpat's system... Represented Finland at the 2014 IIHF World Junior Championship where he was teammates with Teuvo Teravainen... Also represented Finland at the 2018 IIHF World Championship where he played alongside Aho and Teravainen...

2012-13: Skated in 45 games with Karpat's U20 team in the Jr. A SM-liiga, posting 58 points (23g, 35a)... Led the team in assists... Added a team-high seven points (5g, 2a) in five playoff games... **2013-14:** Made his Liiga debut, playing 25 games for league champions Karpat and registering seven points (3g, 4a)... Won a gold medal with Finland at the 2014 IIHF World Junior Championship, where he led all tournament skaters in goals (7) and finished tied for third in points (11)... Played 15 games on loan with Jokipojat (Mestis), where he posted 15 points (9g, 6a)... Appeared in five games with Karpat U20 with six points (3g, 3a)... Skated in 12 playoff games with Karpat U20, adding eight points (4g, 4a)... **2014-15:** Appeared in six games for Karpat U20 with eight points (2g, 6a)... Played 17 games on loan with Hokki (Mestis), where he posted 13 points (5g, 8a) and added six points (2g, 4a) in 10 playoff games... Also appeared on loan for Pelicans (Liiga), registering one goal in eight games... Skated in 20 regular season games for Karpat, who repeated as both regular season and playoff champions, posting five points (4g, 1a)... Had one assist in seven playoff games for Karpat... **2015-16:** Skated in 46 games for Karpat, recording 16 points (6g, 10a)...

Added four points (3g, 1a) in 13 playoff games... **2016-17:** Played 34 games with Karpat, totaling 21 points (11g, 10a)... Appeared in two playoff games... **2017-18:** Posted career highs in goals (17), assists (29), points (46) and games played (59) in his fifth season with Karpat... Finished fourth on the team in goals and points, and tied for second on the team in assists... Karpat won both the regular season and playoff titles for the third time in five seasons... Added 10 points (5g, 5a) in 18 playoff games... Made his IIHF World Championship debut for Finland, registering three points (2g, 1a) in eight games... **2018-19:** Completed his first NHL/Hurricanes season... Posted eight points (4g, 4a) in 34 NHL games with Carolina and 14 points (7g, 7a) in 31 AHL games with Charlotte... Began the season with the Checkers... Made AHL debut at Rochester (10/5)... Posted first career AHL goal and assist at Utica (10/12)... Registered a four-game AHL point streak from 11/2-11/10 (3g, 3a)... Recalled from Charlotte (12/6)... Made NHL debut at ANA (12/7)... Reassigned to Charlotte (12/8)... Recalled from Charlotte (1/1)... Tallied first career NHL point (assist) vs. CBJ (1/4)... Scored first NHL goal at NYI (1/8)... Scored goals in back-to-back games from 1/13-1/15 (3g)... Made his NHL playoff debut in Game 2 of the Eastern Conference First Round at WSH (4/13)... Earned his first NHL playoff point with an assist in Game 2 of the Eastern Conference Second Round at NYI (4/28)... Missed four playoff games due to a hand injury (5/1-5/12).



MAX McCORMICK 28



Left Wing · Shoots Left

6'0" · 183 lbs

5/1/92 · De Pere, Wis.

Acquired: 7/25/19, Signed as a free agent

2019-20 Team: Charlotte (AHL)

Drafted: Ottawa 2011 (6-171)

CAREER STATS

YEAR	TEAM	LEAGUE	REGULAR SEASON					PLAYOFFS				
			GP	G	A	P	PIM	GP	G	A	P	PIM
2010-11	Sioux City	USHL	55	21	21	42	102	3	1	2	3	4
2011-12	Ohio State	CCHA	27	10	12	22	31	—	—	—	—	—
2012-13	Ohio State	CCHA	40	15	16	31	26	—	—	—	—	—
2013-14	Ohio State	Big Ten	37	11	24	35	40	—	—	—	—	—
2014-15	Binghamton	AHL	62	10	10	20	133	—	—	—	—	—
2015-16	Ottawa	NHL	20	2	2	4	37	—	—	—	—	—
	Binghamton	AHL	57	15	15	30	143	—	—	—	—	—
2016-17	Ottawa	NHL	7	0	0	0	0	—	—	—	—	—
	Binghamton	AHL	66	21	15	36	105	—	—	—	—	—
2017-18	Ottawa	NHL	30	3	2	5	37	—	—	—	—	—
	Belleville	AHL	49	8	19	27	80	—	—	—	—	—
2018-19	Ottawa	NHL	14	1	0	1	4	—	—	—	—	—
	Belleville	AHL	20	7	5	12	19	—	—	—	—	—
	Colorado	AHL	25	2	6	8	41	2	0	0	0	0
2019-20	Charlotte	AHL	56	16	19	35	120	—	—	—	—	—
NHL Totals (4 seasons)			71	4	6	10	78	—	—	—	—	—

June 25, 2011 — Selected by the Ottawa Senators in the 2011 NHL Draft. Sixth round, 171st overall.
 February 6, 2019 — Acquired by the Colorado Avalanche from the Ottawa Senators in exchange for J.C. Beaudin.
 July 25, 2019 — Signed by the Carolina Hurricanes as a free agent.

2019-20 REGULAR SEASON

Completed his sixth professional season... Registered 35 points (16g, 19a) in 56 AHL games with Charlotte... Named the winner of the Checkers' Unsung Hero Award... Tied his AHL career high in assists and set a new AHL career high in power-play goals (5)... Finished fourth on the Checkers in goals, tied for fourth in power-play goals, seventh in points and ninth in assists... Led Charlotte and finished fourth in the AHL in penalty minutes (120), including seven fighting majors... Posted two points (1g, 1a) vs. Springfield

(11/9)... Tallied back-to-back multi-point games vs. Hartford from 12/17-12/18 (2g, 2a)... Played 300th career AHL game vs. Syracuse (12/13)... Scored a goal in three straight games from 12/17-12/21 (3g, 2a)... Scored first career AHL hat trick at Bridgeport (1/11)... Registered two points (1g, 1a) vs. Rochester (2/12)... Tallied two assists at Lehigh Valley (2/29).

CAREER

Entering his seventh professional season and second with the Hurricanes... Signed a one-year, two-way contract with Carolina on 10/28/20... Selected by Ottawa in the sixth round, 171st overall, in the 2011 NHL Draft... **2010-11:** Recorded 42 points (21g, 21a) in 55 USHL games with Sioux City... Led the Musketeers in power-play goals (11), games-winning goals (5) and penalty minutes (102)... Posted nine multi-point games... Finished second on the team in goals and fourth in assists and points... Earned an assist in his USHL debut vs. Sioux Falls (10/2)... Tallied a six-game point streak from 1/1-1/14 (4g, 4a)... Added three points (1g, 2a) in three playoff games... **2011-12:** Registered 22 points (10g, 12a) in 27 NCAA games in his freshman season at Ohio State... Finished third on the team in goals, assists and points... Named to Academic All-Big Ten Team... Recorded an assist in first collegiate game vs. Quinnipiac (10/7)... Named CCHA Rookie of the Week after tallying three points (1g, 2a) at Notre Dame (10/15)... Registered first career collegiate hat trick at Lake Superior State (1/28)... Notched a five-game point streak, including four multi-point games, from 1/28-2/11 (6g, 4a)... **2012-13:** Appeared in all 40 NCAA games for Ohio State, tallying 31 points (15g, 16a)... Finished second on the team in goals and third in assists and points... Named to Academic All-Big Ten Team... Was Ohio State's nominee for CCHA Scholar-Athlete of the Year... Recorded a nine-game point streak from 2/15-3/17 (7g, 7a)... **2013-14:** Posted 35 points (11g, 24a) while appearing in all 37 NCAA games for Ohio State... Finished tied for the team lead in assists, second in points and third in goals... Posted a six-game point streak from 1/16-1/10 (2g, 6a)... Played 100th career collegiate game at Penn State (3/14)... Closed the season with a seven-game assist streak from 3/7-3/22 (9a)... **2014-15:** Recorded 20 points (10g, 10a) in 62 games in his first AHL season with Binghamton... Finished second on the team in penalty minutes (133)... Named Binghamton's Seventh Man of the Year... Posted an assist in his AHL debut vs. Worcester (10/11)... Tallied three points (2g, 1a) at Norfolk (11/14)... Registered two

assists at Worcester (1/9)... **2015-16:** Posted 30 points (15g, 15a) in 57 AHL games with Binghamton... Recorded four points (2g, 2a) in 20 NHL games with Ottawa... Made NHL debut vs. ARI (10/24)... Reassigned to Binghamton (10/31)... Scored two goals vs. Springfield (11/14)... Recalled by Ottawa (12/27)... Posted first career NHL point with an assist at BOS (12/29)... Logged a season-high 15:28 of ice time at CHI (1/3)... Scored first career NHL goal vs. FLA (1/7)... Reassigned to Binghamton (2/5)... Posted two assists at St. John's (3/9)... Tallied two assists vs. Syracuse (3/18)... **2016-17:** Scored 21 goals and added 15 assists in 66 AHL games with Binghamton... Tied for the league lead in shorthanded goals (4)... Tied for the team lead in goals... Also skated in seven NHL games with Ottawa... Made NHL season debut vs. VAN (11/3)... Reassigned to Binghamton (11/5)... Posted a five-game point streak from 12/4-12/14 (3g, 4a)... Recorded three points (1g, 2a) vs. St. John's (12/14)... Tallied a six-game point streak from 1/7-1/21 (3g, 3a)... Scored a goal in three straight games from 2/14-2/18 (3g)... Scored two goals at Toronto (3/17)... Recorded two assists at Toronto (3/18)... Posted three points (2g, 1a) vs. Rochester (3/25)... **2017-18:** Recorded 27 points (8g, 19a) in 49 AHL games with Belleville... Tallied five points (3g, 2a) in 30 NHL games with Ottawa... Began the season in the AHL... Recalled by Ottawa (10/23)... Made NHL season debut vs. PHI (10/26)... Reassigned to Belleville (10/31)... Posted three assists vs. Lehigh Valley (11/15)... Tallied two assists vs. Providence (12/30)... Recalled by Ottawa (2/16) and spent the remainder of the season in the NHL... Recorded a season-high 12:41 TOI at CAR (3/26)... **2018-19:** Recorded one goal in 14 NHL games with Ottawa... Posted 20 points (9g, 11a) in 45 AHL games split between Belleville and Colorado... Began the season with Ottawa... Scored a goal and played a season-high 13:45 at BUF (11/3)... Assigned to Belleville (12/17)... Posted two points (1g, 1a) in first AHL game of the season at Rochester (12/19)... Tallied two points vs. Laval (12/27)... Traded to Colorado and assigned to AHL (2/5)... Posted two assists at San Jose (3/16).

HIGHLIGHTS

NHL FIRSTS


Game: 10/24/15; 4-1 L vs. ARI
Point: 12/29/15; 7-3 L at BOS (assist)
Goal: 1/7/16; 3-2 L vs. FLA (Luongo)

SHOOTOUTS

0 attempts, 0 goals
 0 game-deciding goals

NHL HIGHS

Goals: 1-6x (last: 11/3/18; 8-2 L at BUF)
Assists: 1-4x (last: 3/2/18; 5-4 W at VGK)
Points: 1-10x (last: 11/3/18; 8-2 L at BUF)
Penalty Min: 14 (10/30/17; 8-3 L vs. MTL)
Goal Streak: None
Assist Streak: None
Point Streak: 2-2x (last: 2/8/18-2/13/18; 1g, 1a)



ROLAND McKEOWN 55



Defenseman • Shoots Right

6'1" • 192 lbs.

1/20/96 • Listowel, Ont.

Acquired: 2/25/15, Trade with Los Angeles

2019-20 Team: Charlotte (AHL)

Drafted: Los Angeles 2014 (2-50)

CAREER STATS

YEAR	TEAM	LEAGUE	REGULAR SEASON					PLAYOFFS				
			GP	G	A	P	PIM	GP	G	A	P	PIM
2012-13	Kingston	OHL	61	7	22	29	33	4	0	0	0	4
2013-14	Kingston	OHL	62	11	32	43	61	7	1	3	4	8
2014-15	Kingston	OHL	65	7	25	32	57	4	0	1	1	9
	Charlotte	AHL	4	0	1	1	0	—	—	—	—	—
2015-16	Kingston	OHL	59	7	35	42	49	9	3	9	12	6
2016-17	Charlotte	AHL	71	1	10	11	16	5	0	3	3	5
2017-18	Carolina	NHL	10	0	3	3	19	—	—	—	—	—
	Charlotte	AHL	65	7	16	23	36	8	1	1	2	4
2018-19	Charlotte	AHL	70	4	21	25	56	10	0	3	3	0
2019-20	Charlotte	AHL	61	4	20	24	50	—	—	—	—	—
Hurricanes/NHL Totals (1 Season)			10	0	3	3	19	—	—	—	—	—

- June 28, 2014 — Selected by the Los Angeles Kings in the 2014 NHL Draft. Second round, 50th overall.
- February 25, 2015 — Acquired by the Carolina Hurricanes along with a first-round pick in the 2016 NHL Draft (Julien Gauthier) in exchange for Andrej Sekera.
- April 1, 2015 — Signed a three-year, entry-level contract with the Carolina Hurricanes.

2019-20 REGULAR SEASON

Completed fifth professional season... Registered 24 points (4g, 20a) in 61 AHL games with Charlotte... Served as Checkers captain... Appeared in every game... Posted two assists at Springfield (10/6)... Earned a three-game point streak from 11/3-

11/9 (1g, 2a)... Tallied two assists vs. Cleveland (11/27)... Recorded two assists vs. Toronto (1/19)... Earned a three-game point streak from 2/8-2/12 (1g, 2a)... Named to Carolina's 2020 postseason roster but did not appear in a postseason game.

CAREER

Entering his sixth professional season with the Hurricanes... Was acquired by the Hurricanes on 2/25/15 along with a first-round pick in the 2016 NHL Draft (Julien Gauthier) in exchange for Andrej Sekera... Signed a three-year, entry-level contract with Carolina on 4/1/15... Originally selected by the Los Angeles Kings in the second round, 50th overall, in the 2014 NHL Draft... Totaled 146 points (32g, 114a) in 247 career Ontario Hockey League (OHL) games with Kingston... Has represented Canada in several international competitions, including the 2016 World Junior Championship... Earned one assist in seven games as Canada won gold at the 2013 U18 World Junior Championship... Registered three assists in five games for Ontario at the 2013 World U17 Challenge... Served as captain for the bronze-medal-winning Canadian squad at the 2014 U18 World Junior Championship... Also won gold with Canada at the 2013 Ivan Hlinka Memorial Tournament... Is a product of the Toronto Marlboros minor hockey program... **2012-13:** Was selected by Kingston in the first round, second overall, in the 2012 OHL Priority Draft... Was named to the OHL's All-Rookie Team in 2012-13 after notching 29 points (7g, 22a) in 61 games with Kingston... **2013-14:** Ranked second among Frontenacs defensemen and 13th among OHL blueliners with 43 points (11g, 32a) in 62 games during his second OHL season... Played in the 2014 CHL Top Prospects Game... **2014-15:** Ranked second among Frontenacs defensemen in goals (7), assists (25) and points (32)... Joined the Hurricanes' AHL affiliate in Charlotte after the 2015 OHL playoffs and made his professional debut with the Checkers vs. Rockford (4/11/15)... Earned his first professional point with an assist vs. Rockford (4/12/15)... **2015-16:** Led Kingston defensemen in scoring with 42 points (7g, 35a) in 59 games during his final season of junior hockey in 2015-16... Ranked tied for eighth among OHL defensemen in assists (35) and tied for 13th in points (42)... Was nominated for OHL Defenseman of the Year and selected to the OHL's Third All-Star Team... Had nine multi-point efforts including eight multi-assist games... Registered a season-high three assists at Erie (10/23)... Scored two goals and earned an assist vs. Kitchener (11/7)... Had five game point streaks from 10/23-11/1 (1g, 7a) and 11/29-12/9 (2g, 5a)... Led Kingston defensemen and ranked third overall on the team in scoring during

the 2016 OHL playoffs with 12 points (3g, 9a) in nine games... Was tied for fifth among OHL defensemen in playoff scoring despite Kingston falling in the second round to Niagara... **2016-17:** Completed his rookie season with the Charlotte Checkers of the American Hockey League (AHL)... Earned 11 points (1g, 10a) in 71 games... Recorded his first point of the season with an assist and was +3 at Iowa (10/21)... Scored his first professional goal vs. Iowa (11/27)... Tallied the primary assist on Andrew Poturalski's game-tying goal in the third period vs. Milwaukee (3/1)... Ranked tied for fourth on the team and first among defensemen in playoff scoring with three points (0g, 3a) five games... Registered the lone assist on Connor Brickley's overtime winner in Game 3 of the Checkers' first-round playoff series vs. Chicago (4/23), giving him points in consecutive games for the first time in his career... Earned an assist in Game 5 vs. Chicago (4/26)... **2017-18:** Registered three assists in 10 games with the Hurricanes... Made his NHL debut at ARI (11/4)... Earned his first NHL points with two assists vs. FLA (11/7)... Was (+3) vs. OTT (3/26)... Tallied an assist at PHI (4/5)... Logged a career-high 16:56 of ice time vs. TB (4/7)... Registered 23 points (7g, 16a) in 65 games with Charlotte (AHL)... Set AHL career highs in goals, assists, points, penalty minutes (36) and plus/minus (+34)... Ranked third in the AHL in plus/minus... Ranked second among Charlotte defensemen in goals, third in points and fourth in assists... Registered two points (1g, 1a) at Binghamton (12/27)... Recorded two assists at Hershey (2/4)... Earned two points (1g, 1a) vs. Binghamton (3/17)... Recorded two points (1g, 1a) in eight AHL playoff games... Scored his first career AHL playoff goal in Game 5 of Charlotte's second-round series against Lehigh Valley (5/12)... **2018-19:** Recorded 25 points (4g, 21a) in 70 AHL games with Charlotte... Set new career highs in assists and points... Scored a goal in season debut at Rochester (10/5)... Registered a three-game assist streak from 10/27-11/3 (4a)... Tallied two assists vs. Providence (11/2)... Posted two assists vs. Laval (11/24)... Recorded two assists vs. Utica (12/16)... Notched two assists at Laval (12/29)... Played 200th career AHL game vs. Syracuse (3/19)... Scored the game-winning goal vs. Springfield (4/7)... Added three assists in 10 playoff games as the Checkers won the Calder Cup.

HIGHLIGHTS

NHL FIRSTS

Game: 11/4/17; 2-1 L (SO) at ARI

Point: 11/7/17; 3-1 W vs. FLA (assist)

Goal: None

SHOOTOUTS

0 attempts, 0 goals

0 game-deciding goals

NHL HIGHS

Goals: None

Assists: 2 (11/7/17; 3-1 W vs. FLA)


Points: 2 (11/7/17; 3-1 W vs. FLA)

Penalty Min: 17 (4/2/18; 3-2 L at FLA)

Goal Streak: None

Assist Streak: None

Point Streak: None



ALEX NEDELJKOVIC 39



Goaltender • Catches Left

6'0" • 201 lbs.

1/7/96 • Parma, Ohio

Acquired: 2014 NHL Draft

2019-20 Teams: Carolina (NHL), Charlotte (AHL)

Drafted: Carolina 2014 (2-37)

CAREER STATS

REGULAR SEASON									PLAYOFFS					
YEAR	TEAM	LEAGUE	GP	MIN	GA	SO	GAA	W-L-OT	GP	MIN	GA	SO	GAA	W-L
2012-13	Plymouth	OHL	26	1,371	52	2	2.28	19-2-2	15	864	39	1	2.71	9-4
2013-14	Plymouth	OHL	61	3,436	165	1	2.88	26-27-7	5	272	20	0	4.41	1-4
2014-15	Plymouth	OHL	55	3,206	167	5	3.13	20-28-7	—	—	—	—	—	—
	Florida	ECHL	3	178	10	0	3.38	2-1-0	—	—	—	—	—	—
2015-16	Flint	OHL	19	1,122	60	1	3.21	9-7-2	—	—	—	—	—	—
	Niagara	OHL	30	1,766	80	1	2.72	15-13-2	17	1026	48	0	2.81	12-5
2016-17	Carolina	NHL	1	30	0	0	0.00	0-0-0	—	—	—	—	—	—
	Florida	ECHL	12	565	28	1	2.97	6-4-0	—	—	—	—	—	—
	Charlotte	AHL	25	1,287	73	1	3.40	8-14-1	—	—	—	—	—	—
2017-18	Charlotte	AHL	49	2,726	116	5	2.55	31-12-8	8	541	19	1	2.11	4-4
2018-19	Carolina	NHL	1	60	2	0	2.00	1-0-0	—	—	—	—	—	—
	Charlotte	AHL	51	2,917	110	4	2.26	34-9-5	15	897	35	1	2.34	10-4
2019-20	Carolina	NHL	4	217	11	0	3.05	1-2-1	—	—	—	—	—	—
	Charlotte	AHL	29	1,661	69	4	2.49	16-10-2	—	—	—	—	—	—
Hurricanes/NHL Totals (3 seasons)			6	307	13	0	2.55	2-2-1	—	—	—	—	—	—

June 28, 2014 — Selected by the Carolina Hurricanes in the 2014 NHL Draft. Second round, 37th overall.

March 17, 2015 — Signed by the Carolina Hurricanes to a three-year, entry-level contract.

2019-20 REGULAR SEASON

Completed his third NHL/Hurricanes season... Posted a 1-2-1 record with a 3.05 goals-against average and a .887 save percentage in four games with the Hurricanes... Spent a majority of the season with Charlotte (AHL)... Posted a 16-10-2 record with four shutouts, a 2.49 goals-against average and a .906 save percentage... Ranked tied for fourth in the AHL in shutouts and 12th in goals-against average... Represented the Atlantic Division at the 2020 AHL All-Star Challenge... Won the CCM Top Goaltender Award at the 2020 AHL All-Star Skills Competition... Made a season-high 39 saves vs. Lehigh Valley... Stopped all 36 shots he faced to earn his first shutout of the season at Hershey (11/15)... Made 22 saves to earn his second shutout of the season

at Wilkes-Barre/Scranton (11/23)... Stopped all 25 shots he faced to earn his third shutout of the season at Providence (1/4)... Made 17 saves vs. Toronto (1/19) to earn his sixth straight victory (12/28-1/19)... Made 17 saves vs. Hartford (2/7) to record his fourth shutout of the season... Recalled to Carolina (2/23)... Made 12 saves vs. DAL (2/25) in his first NHL start of the season... Made 18 saves at MTL (2/29)... Stopped 28 of 32 shots at PHI (3/5)... Made 28 saves and earned his first win of the season at PIT (3/8)... Re-assigned to Charlotte (3/9)... **Saves:** 86... **Shots Faced:** 97.

CAREER

Entering his fifth professional season with Carolina... Selected by the Hurricanes in the second round, 37th overall, in the 2014 NHL Draft... Signed a two-year contract extension on 6/28/19 which goes through the 2020-21 season... Completed his junior hockey career with a record of 73-56-9 and a 2.97 goals-against average in 136 games with Plymouth, Flint and Niagara... Named one of the top three players for the United States at the 2014 U18 World Junior Championship, going 5-1 with a 1.84 goals-against average to lead Team USA to the gold medal... Won silver with the U.S. at the 2013 Ivan Hlinka Memorial Tournament, going 3-1 with a 2.99 goals-against average... Was a member of the U.S. team for the 2015 World Junior Championship, but did not play in a game... Served as starting goaltender for Team USA at the 2016 World Junior Championship, going 4-2 with a 1.66 goals-against average and .943 save percentage to lead the Americans to bronze... Played for Team Cherry at the 2014 CHL/NHL Top Prospects Game... **2012-13:** Selected by the Plymouth Whalers in the sixth round, 123rd overall, of the 2012 OHL Priority Draft... Joined Plymouth and eventually took over the starter's role for the Whalers as a 16-year-old, going 19-2-2 with a 2.28 goals-against average and .923 save percentage... Earned OHL All-Rookie First Team honors and captured the F.W. "Dinty" Moore Trophy for best goals-against average among rookie goaltenders... Made his OHL debut at Belleville (11/17)... Made 26 saves to earn his first OHL victory at Erie (11/28)... Won 13 of his final 14 games of the regular season, including his first OHL shutout with 20 saves vs. Sarnia (2/23)... Played in all 15 of Plymouth's postseason contests, going 9-5 with a 2.71 goals-against average as Plymouth advanced to the 2013 Western Conference Final before falling to London... **2013-14:** Named the OHL Goaltender of the Year and to the OHL First All-Star Team after going 26-27-7 with a 2.88 goals-against average and .925 save percentage in 61 games for Plymouth... Was the first netminder in Whalers franchise history to claim Goaltender of the Year honors and just the third American-born goalie to win the award... Made 2,042 saves, facing the second-most shots in the OHL (2,207)... Made an OHL career-high 58 saves on 60 shots in Plymouth's win vs. Saginaw (1/20)... Stopped an average of 38 shots per game during Plymouth's first-round loss to Guelph, including a 52-save performance in the club's only win of the postseason... **2014-15:** Ranked first in the OHL in saves (1,827) and shots faced (1,994), tied for third in shutouts (5) and fifth in save percentage (.916), going 20-28-7 with a 3.13 goals-against average for Plymouth... Made his professional debut with Florida (ECHL) after the conclusion of his junior season, going 2-1-0 with a 3.38 goals-against average in three games with the Everblades... **2015-16:** Split his final season of junior hockey between Flint and Niagara, going 24-20-4 with a 2.91 goals-against average... Had a 43-save shutout at Sudbury (11/28)... Was traded to Niagara on 12/7... Debuted for Niagara on 12/8, stopping 44 of 45 shots in a 2-1 victory at Peterborough... Made 18 saves in a shutout win vs. Guelph (2/27)... Went 12-5 with a 2.81 goals-against average during the playoffs, leading the IceDogs to the OHL Final before falling to eventual Memorial Cup champion London... **2016-17:** Split most of the season between Charlotte (AHL) and Florida (ECHL)... Was 8-14-1, with one shutout and a 3.40 goals-against average in 25 games with Charlotte... Played 12 regular season games with the Everblades, posting a 6-4-0 mark with one shutout and a 2.97 goals-against average... Earned his first NHL recall on Jan. 16 and made his NHL debut at CBJ (1/17), replacing Cam Ward

and stopping all 17 of his shots faced... Also served as backup for two games (3/28, 3/30)... Made his AHL debut at Texas (10/14), and earned his first AHL win at Iowa (11/10)... Had an AHL career-high 42 saves in a 3-2 shootout win vs. Cleveland (1/13)... Made 32 saves at Rockford (2/18) for his first professional shutout... Made 39 saves and scored an empty-net goal for the Everblades at Atlanta (12/30)... Earned his first ECHL shutout vs. Orlando (4/8)... **2017-18:** Ranked tied for first among AHL goaltenders with a team record 31 wins... Tied for third in the league with a career-high five shutouts... Also set career bests with a 2.55 goals-against average and .903 save percentage... Scored a goal for the second consecutive season after doing so in the ECHL in 2016-17... Started the season with seven consecutive wins from 10/6-11/10... Registered a five-game win streak from 11/21-12/9... Made 20 saves to record his first shutout of the season vs. Hershey (12/21)... Recorded consecutive shutouts vs. Springfield and Hartford on 2/10 and 2/13... Made 23 saves vs. SYR (2/17) to record his third shutout in four games and extend his winning streak to five games... Became the 13th goalie in AHL history and the first in Checkers history to score a goal during a 7-3 win vs. Hartford (3/10)... Posted a 13-3-1 record, 2.25 goals-against average, .915 save percentage and three shutouts over his final 17 appearances of the regular season (2/9-3/30)... Won the first three playoff games of his career to earn a first-round sweep vs. Wilkes-Barre/Scranton, stopping 78 of 84 total shots... Made 26 saves for his first career playoff shutout in Game 2 of the second round at Lehigh Valley (5/5)... Set a Checkers playoff record with 51 saves in a 2-1, Game 4 loss vs. Lehigh Valley (5/9) that went to five overtimes and ended as the longest game in AHL history... **2018-19:** Spent the majority of the season with Charlotte (AHL), posting a 34-9-5 record with four shutouts, a 2.26 goals-against average and a .916 save percentage... Won the Aldege "Baz" Bastien Memorial Award as the AHL's most outstanding goaltender... Led the AHL in wins and goals-against average, and ranked tied for third in shutouts and tied for ninth in save percentage... Set a Charlotte franchise record for wins in a season... Earned a win in each of his first five starts (10/5-10/19)... Tallied a 34-save shutout at Toronto (1/6)... Posted a 20-save shutout vs. Bridgeport (1/15)... Recalled to Carolina (1/17)... Made 24 saves to earn the win in his first career NHL start at VAN (1/23), becoming the fifth goaltender in franchise history to win his first career start... Reassigned to Charlotte (1/23)... Named AHL Goaltender of the Month for January (6-0-0, 1.78 GAA, .937 save percentage, 2 SO)... Won five consecutive starts from 2/15-3/1... Recorded a 22-save shutout at Lehigh Valley (3/10)... Posted a 23-save shutout at Bridgeport (3/27)... Posted a 10-4 record with one shutout, a 2.34 goals-against average and a .916 save percentage in 15 AHL playoff games to lead the Checkers to the Calder Cup championship... Stopped all 20 shots he faced in Game 3 of the First Round vs. Providence (4/24) to earn his second career AHL playoff shutout... Stopped 16 of 18 shots in Game 4 at Hershey (5/8) to complete the Second-Round sweep of the Bears and mark his fifth-consecutive victory (4/24-5/8)... Made 43 saves in 81:52 of ice time as the Checkers defeated Toronto 4-3 in double overtime in Game 6 of the Eastern Conference Final (5/26)... Made 26 saves in Charlotte's Game 5 victory at Chicago (6/8) to clinch the Checker's first Calder Cup championship in franchise history.

HIGHLIGHTS

NHL FIRSTS

Game: 1/17/17; 4-1 L at CBJ

Win: 1/23/19; 5-2 W at VAN

Shutout: None

NHL SHOOTOUTS AND PENALTY SHOTS

Shootout Stats: 0-0 (0 goals on 0 attempts)

Career Penalty Shots: 0 (0 goals on 0 attempts)

NHL HIGHS

Saves: 28-2x (last: 3/8/20; 6-2 W at PIT)

Shots Faced: 32 (3/5/20; 4-1 L at PHI)

Win Streak: None

Streak w/out Regulation Loss: None

Shutout Sequence: 52:54 (1/17/17-1/23/19)



SHELDON REMPAL 41



Right Wing • Shoots Right

5'10" • 165 lbs.

8/7/95 • Calgary, Alta.

Acquired: 10/16/20, Signed as a free agent

2019-20 Team: Ontario (AHL)

Drafted: Undrafted

CAREER STATS

YEAR	TEAM	LEAGUE	REGULAR SEASON					PLAYOFFS				
			GP	G	A	P	PIM	GP	G	A	P	PIM
2013-14	Nanaimo	BCHL	58	22	28	50	30	5	3	1	4	0
2014-15	Nanaimo	BCHL	53	29	24	53	52	23	7	5	12	14
2015-16	Nanaimo	BCHL	56	59	51	110	88	14	9	14	23	8
2016-17	Clarkson	ECAC	39	11	12	23	14	—	—	—	—	—
2017-18	Clarkson	ECAC	39	23	23	46	34	—	—	—	—	—
2018-19	Los Angeles	NHL	7	0	0	0	0	—	—	—	—	—
	Ontario	AHL	59	15	25	40	25	—	—	—	—	—
2019-20	Ontario	AHL	56	4	17	21	44	—	—	—	—	—
NHL Totals (1 season)			7	0	0	0	0	—	—	—	—	—

March 30, 2018 — Signed by the Los Angeles Kings as a free agent.

October 16, 2020 — Signed by the Carolina Hurricanes as a free agent.

HIGHLIGHTS

NHL FIRSTS

Game: 10/18/18; 7-2 L vs. NYI

Point: None

Goal: None

SHOOTOUTS

0 attempts, 0 goals

0 game-deciding goals

NHL HIGHS

Goals: None

Assists: None

Points: None

Penalty Min: None

Goal Streak: None

Assist Streak: None

Point Streak: None

2019-20 REGULAR SEASON

Completed his second professional season... Recorded 21 points (4g, 17a) in 56 games with the Ontario Reign (AHL)... Ranked tied for fourth on the team in assists... Earned an assist in his first game of the season vs. San Jose (10/4)... Tallied two assists vs. Tucson (10/12)... Scored his first goal on the season at

Stockton (1/24)... Posted a season-long five-game point streak from 1/20-2/1 (2g, 3a)... Recorded two assists vs. Bakersfield (2/12)... Registered two points (1g, 1a) at Stockton (2/14)... Scored a goal at Colorado (3/6).

CAREER

Entering his third professional season and first with the Hurricanes... Signed by Carolina as a free agent to a one-year, two-way contract on Oct. 16, 2020... **2013-14:** Registered 50 points (22g, 28a) in 58 games with the Nanaimo Clippers of the British Columbia Hockey League (BCHL)... Ranked second on the team in goals, assists and points... Added four points (3g, 1a) in five playoff games... **2014-15:** Recorded 53 points (29g, 24a) in 53 games with Nanaimo... Led the Clippers in goals, ranked fourth in points and seventh in assists... Ranked tied for 10th in the BCHL in goals... Recorded 12 points (7g, 5a) in 23 playoff games as Nanaimo reached the Fred Page Cup Final... Ranked tied for eighth in the BCHL in playoff goals... **2015-16:** Registered 110 points (59g, 51a) in 56 games with Nanaimo... Led the BCHL in goals, ranked second in points and eighth in assists... Named to the 2016 BCHL First All-Star Team... Recorded 23 points (9g, 14a) in 14 playoff games... Ranked second in the BCHL in assists, tied for third in points and tied for fourth in goals during the playoffs... **2016-17:** Posted 23 points (11g, 12a) in 39 games as a freshman at Clarkson University... Led ECAC rookies in points... Selected to the ECAC All-Rookie Team... **2017-18:** Registered 46 points

(23g, 23a) in 39 games with Clarkson as a sophomore... Led Clarkson and ranked third in the ECAC in points... Posted the most points in a season by a Clarkson player in 21 seasons... Named to the AHCA All-American Second Team and ECAC First All-Star Team... Named the ECAC Player of the Week twice (10/16, 11/21)... **2018-19:** Spent a majority of the season with the Ontario Reign (AHL)... Appeared in seven NHL games with Los Angeles... Registered 40 points (15g, 25a) in 59 games with Ontario in his first professional season... Represented the Pacific Division at the 2019 AHL All-Star Classic... Led Reign rookies in goals, assists and points... Ranked third on the team in assists, fourth in points and tied for fifth in goals... Earned an assist in his first AHL game at San Jose (10/5)... Scored his first AHL goal and added an assist at Stockton (10/6)... Began his AHL career on a four-game point streak from 10/5-10/13 (4g, 4a)... Earned his first NHL recall... Made his NHL debut vs. NYI (10/18)... Logged a season-high 14:06 of ice time vs. BUF (10/20)... Scored two goals vs. Texas (11/1)... Tallied three points (1g, 2a) vs. Tucson (11/25)... Scored two goals vs. San Jose (3/1).



JOAKIM RYAN 33



Defenseman • Shoots Left

5'11" • 185 lbs.

6/17/93 • Rumson, N.J.

Acquired: 10/12/20, Signed as a free agent

2019-20 Team: Los Angeles (NHL)

Drafted: San Jose 2012 (7-198)

CAREER STATS

YEAR	TEAM	LEAGUE	REGULAR SEASON					PLAYOFFS				
			GP	G	A	P	PIM	GP	G	A	P	PIM
2010-11	Dubuque	USHL	53	3	29	32	26	11	2	3	5	2
2011-12	Cornell	ECAC	34	7	10	17	20	—	—	—	—	—
2012-13	Cornell	ECAC	34	3	20	23	12	—	—	—	—	—
2013-14	Cornell	ECAC	32	8	16	24	27	—	—	—	—	—
2014-15	Cornell	ECAC	23	1	13	14	27	—	—	—	—	—
	Worcester	AHL	7	0	2	2	2	—	—	—	—	—
2015-16	San Jose	AHL	66	2	26	28	26	4	0	3	3	0
2016-17	San Jose	AHL	65	10	39	49	41	15	4	7	11	4
2017-18	San Jose	NHL	62	3	9	12	8	3	0	0	0	0
	San Jose	AHL	2	1	1	2	0	—	—	—	—	—
2018-19	San Jose	NHL	44	0	7	7	15	20	0	1	1	0
2019-20	Los Angeles	NHL	35	1	4	5	10	—	—	—	—	—
Hurricanes/NHL Totals (3 Seasons)			141	4	20	24	33	23	0	1	1	0

June 23, 2012 — Selected by the San Jose Sharks in the 2012 NHL Draft. Seventh round, 198th overall.
 July 1, 2019 — Signed by the Los Angeles Kings as a free agent.
 October 12, 2020 — Signed by the Carolina Hurricanes as a free agent.

2019-20 REGULAR SEASON

Completed his third NHL season... Registered five points (1g, 4a) in 35 games with the Los Angeles Kings... Earned an assist in his Kings debut vs. NSH (10/12)... Scored his first Kings goal vs. WPG (11/30)... Earned an assist at EDM (12/6)... Logged a season-high 24:39 at CBJ (12/19)... Recorded a season-high

five shots on goal at NJ (2/8)... Tallied an assist at COL (2/15)... Recorded an assist in his second straight game at WPG (2/18)... **Longest assist streak:** 2 games (2/15-2/18: 2a)... **Longest point streak:** 2 games (2/15-2/18: 2a).

CAREER

Entering his fourth NHL season and first with the Hurricanes... Signed by the Hurricanes as a free agent to a one-year contract in Oct. 2020... **2010-11:** Earned 32 points (3g, 29a) in 53 games with the Dubuque Fighting Saints (USHL)... Ranked eighth among USHL defensemen in points... Posted five points (2g, 3a) in 11 playoff games as Dubuque won the Clark Cup in their first year in the USHL... **2011-12:** Tallied 17 points (7g, 10a) in 34 games with Cornell University... Set a program record for goals scored by a freshman defenseman and ranked second among team defensemen in points... **2012-13:** Earned 23 points (3g, 20a) in 34 games with Cornell as a sophomore, setting his career high in assists... Named to the All-Ivy League Second Team... Led the team in assists, blocked shots (60) and power-play points (11)... Ranked tied for third on the team in points... Ranked sixth in the nation in assists per game by defensemen (0.59)... **2013-14:** Registered 24 points (8g, 16a) in 32 games as a junior, setting career highs in goals and points... Earned the Nicky Bawlf Award as Cornell's most valuable player... Named to the All-Ivy League First Team and All-ECAC Hockey Second Team... Ranked fourth in the nation among defensemen in goals per game (0.25) and 11th in points per game (0.75)... **2014-15:** Tallied 14 points (1g, 13a) in 23 games as a senior at Cornell... Missed eight games due to injury... Named to the All-Ivy League First Team and ECAC First All-Star Team... Ranked second on the team in assists and fourth in points... Signed a two-year, entry-level contract with San Jose at the conclusion of his senior year... Made his professional debut with the Worcester Sharks (AHL) at Wilkes-Barre/Scranton (4/3)... Earned his first AHL point with an assist at Portland (4/7)... **2015-16:** Recorded 28 points (2g, 26a) in 66 games with the San Jose Barracuda (AHL) in his first full professional season... Led team defensemen in points

and plus/minus (+11)... Ranked 11th among rookie defensemen in points... Scored his first AHL goal vs. Texas (11/28)... Tallied three assists in four playoff games... **2016-17:** Registered 49 points (10g, 39a) in 65 games with San Jose (AHL), setting career highs in goals, assists and points... Ranked third on the team and second among team defensemen in points... Led the team in plus/minus (+27) and shots on goal (185)... Recorded a career-high three points (1g, 2a) vs. Bakersfield (12/31)... Posted a career-long seven-game point streak from 3/25-4/9 (2g, 9a)... Recorded 11 points (4g, 7a) in 15 playoff games, ranking second on the team in playoff points... **2017-18:** Began the season with San Jose (AHL) before earning his first career NHL call-up... Recorded 12 points (3g, 9a) in his first NHL season with the San Jose Sharks... Named the Sharks Rookie of the Year... Led the Sharks in plus/minus (+13) and ranked second among all NHL rookies in blocked shots (98)... Recorded the second-most blocked shots in a single season by a Sharks rookie all-time... Made his NHL debut vs. BUF (10/12)... Earned his first NHL point with an assist and set a Sharks franchise record and NHL rookie record for most blocked shots in a game (9) vs. NSH (11/1)... Scored his first NHL goals with two goals vs. EM (2/10)... Scored a goal at MIN (2/25)... Skated in three playoff games with San Jose... Made his NHL playoff debut in Game 4 of the Western Conference Second Round vs. VGK (5/2)... **2018-19:** Tallied seven assists in 44 games with San Jose (NHL)... Earned an assist in two straight games (12/1-12/27: 2a)... Played in his 100th NHL game at LA (3/21)... Played in all 20 of San Jose's playoff games as the Sharks reached the Western Conference Final... Earned his first NHL playoff point with an assist in Game 5 of the Western Conference First Round vs. VGK (4/18).

HIGHLIGHTS

NHL FIRSTS

Game: 10/12/17; 3-2 W vs. BUF
Point: 11/1/17; 4-1 W vs. NSH (assist)
Goal: 2/10/18; 6-4 W vs. EDM (Montoya)

SHOOTOUTS

0 attempts, 0 goals
 0 game-deciding goals

NHL HIGHS

Goals: 2 (2/10/18; 6-4 W vs. EDM)
Assists: 1-20x (last: 2/18/20; 6-3 L at WPG)
Points: 2 (2/10/18; 6-4 W vs. EDM)
Penalty Min: 5 (10/18/18; 5-1 W vs. BUF)
Goal Streak: None
Assist Streak: 2-2x (last: 2/15/20-2/18/20: 2a)
Point Streak: 2-3x (last: 2/15/20-2/18/20: 2a)



DREW SHORE 29



Center • Shoots Right

6'2" • 209 lbs.

1/29/91 • Denver, Colo.

Acquired: 10/21/20, Signed as a free agent

2019-20 Team: Nizhny Novgorod (KHL)

Drafted: Florida 2009 (2-44)

CAREER STATS

YEAR	TEAM	LEAGUE	REGULAR SEASON					PLAYOFFS				
			GP	G	A	P	PIM	GP	G	A	P	PIM
2009-10	Denver	WCHA	41	5	14	19	18	—	—	—	—	—
2010-11	Denver	WCHA	40	23	23	46	38	—	—	—	—	—
2011-12	Denver	WCHA	42	22	31	53	45	—	—	—	—	—
	San Antonio	AHL	8	1	2	3	4	9	2	0	2	2
2012-13	Florida	NHL	43	3	10	13	14	—	—	—	—	—
	San Antonio	AHL	41	10	20	30	18	—	—	—	—	—
2013-14	Florida	NHL	24	5	2	7	8	—	—	—	—	—
	San Antonio	AHL	50	6	26	32	25	—	—	—	—	—
2014-15	Calgary	NHL	11	1	2	3	0	1	0	0	0	2
	San Antonio	AHL	35	9	21	30	16	—	—	—	—	—
	Adirondack	AHL	12	3	4	7	8	—	—	—	—	—
2015-16	Calgary	NHL	2	0	1	1	2	—	—	—	—	—
	Stockton	AHL	59	10	28	38	22	—	—	—	—	—
2016-17	Vancouver	NHL	14	0	2	2	4	—	—	—	—	—
	Kloten HC	Swiss	50	24	24	48	28	—	—	—	—	—
2017-18	Zurich SC	Swiss	24	1	14	15	14	12	4	3	7	6
2018-19	Zurich SC	Swiss	16	4	6	10	18	—	—	—	—	—
	Kunlun	KHL	18	6	5	11	8	—	—	—	—	—
2019-20	Minsk	KHL	24	3	14	17	8	—	—	—	—	—
	Nizhny Novgorod	KHL	19	1	9	10	6	3	0	0	0	2

NHL Totals (5 seasons)

94 9 17 26 28 1 0 0 0 2

- June 27, 2009 — Selected by the Florida Panthers in the 2009 NHL Draft. Second round, 44th overall.
- January 9, 2015 — Acquired by the Calgary Flames from the Florida Panthers in exchange for Corban Knight.
- March 12, 2017 — Signed by the Vancouver Canucks as a free agent.
- October 22, 2020 — Signed by the Carolina Hurricanes as a free agent.

2019-20 REGULAR SEASON

Completed his second season in the Kontinental Hockey League (KHL) in Russia... Split the season between the Minsk Dynamo and Nizhny Novgorod Torpedo... Registered 17 points (3g, 14a) in 24 games with Minsk... Terminated contract with Minsk (11/5)... Signed with Nizhny Novgorod...

Earned three assists in his Torpedo debut vs. Riga Dinamo (12/28)... Recorded 10 points (1g, 9a) in 19 games with Nizhny Novgorod... Played in three playoff games with the Torpedo.

CAREER

Entering his 10th professional season... Signed by the Hurricanes as a free agent to a one-year, two-way contract on Oct. 21, 2020... Has represented the United States at a number of international tournaments... Recorded seven points (4g, 3a) in seven games at the 2011 IIHF World Junior Championship in Buffalo to help the United States win the bronze medal... Tallied two points (1g, 1a) in eight games with the United States at the 2014 IIHF World Championship in Belarus... **2009-10:** Recorded 19 points (5g, 14a) in 41 games with the University of Denver as a freshman... **2010-11:** Registered 46 points (23g, 23a) in 40 games with Denver as a sophomore... Led the team in points... Named to the All-WCHA Second Team and All-WCHA Academic Team... **2011-12:** Earned 53 points (22g, 31a) in 42 games as a junior at Denver... Ranked tied for fourth in NCAA Division 1 in points... Scored 11 power-play goals and seven game-winning goals... Named to the All-WCHA Second Team and All-WCHA Academic Team for the second consecutive season... Signed with the Florida Panthers at the end of his junior season... Joined the San Antonio Rampage (AHL)... Earned an assist in his professional debut at Rockford (3/31)... Scored his first AHL goal and added an assist vs. Texas (4/13)... Scored two goals in nine AHL playoff games... Scored a goal in his playoff debut vs. Chicago (4/19)... **2012-13:** Split the season between the Florida Panthers (NHL) and San Antonio Rampage (AHL)... Registered 13 points (3g, 10a) in 43 games with the Panthers... Earned 30 points (10g, 20a) in 41 games with the Rampage... Ranked second on the Rampage in assists and tied for fifth in points... Began the season with San Antonio... Represented the Western Conference at the 2013 AHL All-Star Classic... Made his NHL debut at MTL (1/22)... Earned his first NHL point with an assist at BUF (2/3)... Scored his first NHL goal and added an assist vs. WSH (2/12)... Earned two assists at PHI (2/21)... Scored a goal vs. BUF (2/28)... Scored a goal vs. NYR (4/23)... **2013-14:** Split the season between

Florida and San Antonio... Recorded seven points (5g, 2a) in 24 games with Florida, setting his career high in goals... Earned 32 points (6g, 26a) in 50 games with San Antonio... Ranked tied for first among Rampage skaters in assists and fifth in points... Scored a goal vs. NYI (1/14)... Scored two goals at PIT (1/20)... Scored a goal at DET (1/26)... Scored a goal vs. WSH (2/27)... **2014-15:** Began the season with San Antonio... Earned 30 points (9g, 21a) in 35 games... Represented the Western Conference in the 2015 AHL All-Star Classic... Traded to Calgary in exchange for Corban Knight (1/9)... Recorded seven points (3g, 4a) in 12 games with the Adirondack Flames (AHL)... Registered three points (1g, 2a) in 11 games with the Calgary Flames... Made his Calgary debut at ARI (1/15)... Earned his first Flames point with an assist at DET (3/6)... Scored his first Calgary goal vs. TOR (3/13)... Made his NHL playoff debut in Game 1 of the Western Conference Second Round at ANA (4/30)... **2015-16:** Registered 38 points (10g, 28a) in 59 games with the Stockton Heat (AHL)... Ranked second on the team in assists and fifth in points... Played the final two games of the season with Calgary... Earned an assist at MIN (4/9)... **2016-17:** Earned 48 points (24g, 24a) in 50 games with Kloten HC of the National League, Switzerland's highest professional league... Ranked third in the league in goals and tied for sixth in assists... Signed with the Vancouver Canucks (3/12)... Tallied two assists in 14 games... Earned an assist in his Vancouver debut vs. BOS (3/13)... Recorded an assist at MIN (3/25)... **2017-18:** Registered 15 points (1g, 14a) in 24 games with Zurich SC of the Swiss National League... Ranked sixth on the team in assists... Earned seven points (4g, 3a) in 12 playoff games as Zurich captured the National League championship... **2018-19:** Recorded 10 points (4g, 6a) in 16 games with Zurich... Terminated his contract with Zurich in December... Signed with the Kunlun Red Star (KHL)... Scored a goal and added an assist in his KHL debut vs. Vladivostok (1/5)... Recorded a hat trick vs. Helsinki (1/13).

HIGHLIGHTS

NHL FIRSTS

Game: 1/22/13; 4-1 L at MTL
Point: 2/3/13; 4-3 W at BUF (assist)
Goal: 2/12/13; 6-5 L (OT) vs. WSH (Holtby)

SHOOTOUTS

1 attempts, 0 goals (0.0%)
0 game-deciding goals


NHL HIGHS

Goals: 2 (1/20/14; 5-1 W at PIT)
Assists: 2 (2/21/13; 5-2 W at PHI)
Points: 2-3x (last: 1/20/14; 5-1 W at PIT)
Penalty Min: 4 (4/8/14; 5-2 L vs. PHI)
Goal Streak: None
Assist Streak: 2-2x (last: 2/24/13-2/26/13; 2a)
Point Streak: 3 (2/24/13-2/28/13; 1g, 2a)

86 TEUVO
TERAVAINEN



74 JACCOB
SLAVIN



IN THE SYSTEM



DOMINIK BOKK 36

Right Wing • Shoots Right

6'2" • 181 lbs.

2/3/00 • Schweinfurt, Germany

Acquired: 9/24/19, Trade with St. Louis

2019-20 Team: Rogle BK (Sweden)

Drafted: St. Louis 2018 (1-25)

CAREER STATS

YEAR	TEAM	LEAGUE	REGULAR SEASON					PLAYOFFS				
			GP	G	A	P	PIM	GP	G	A	P	PIM
2017-18	Vaxjo Lakers	Sweden	15	1	1	2	0	—	—	—	—	—
	Vaxjo Lakers Jr.	Sweden Jr.	35	14	27	41	12	8	5	6	11	4
	Vaxjo Lakers U18	Sweden U18	1	2	0	2	0	2	0	0	0	4
2018-19	Vaxjo Lakers	Sweden	47	8	15	23	10	6	2	1	3	0
	Vaxjo Lakers Jr.	Sweden Jr.	1	1	0	1	0	1	0	1	1	0
2019-20	Rogle BK	Sweden	45	11	6	17	6	—	—	—	—	—
Sweden Totals (3 seasons)			107	20	22	42	16	6	2	1	3	0

June 22, 2018 — Selected by the St. Louis Blues in the 2018 NHL Draft. First round, 25th overall.

September 24, 2019 — Acquired by the Carolina Hurricanes along with Joel Edmundson and a seventh-round pick in the 2021 NHL Draft in exchange for Justin Faulk and a fifth-round pick in the 2020 NHL Draft.

CAREER

Acquired by Carolina from the St. Louis Blues on 9/24/19 along with Joel Edmundson and a seventh-round pick in the 2021 NHL Draft in exchange for Justin Faulk and a fifth-round pick in the 2020 NHL Draft... Selected by the Blues in the first round, 25th overall, in the 2018 NHL Draft... Represented Germany at the 2017 IIHF World U18 Division I World Championship, the 2018 and 2019 IIHF World Junior Division I Championship, and the 2020 IIHF World Junior Championship... Finished tied for second among all tournament skaters in goals (6) at the 2020 IIHF World Junior Championship... **2017-18:** Registered two points (1g, 1a) in 15 SHL games with Vaxjo Lakers... Posted 41 points (14g, 27a) in 35 SuperElit games with Vaxjo Lakers U20... Appeared in one U18 Elit game with Vaxjo Lakers U18, scoring two goals... Made SHL debut at Lulea HF (10/21)... Scored first career SHL goal at Rogle BK (11/3)... Posted first career SHL assist vs. Skelleftea AIK (12/26)... Posted 11 points (5g, 6a) in eight SuperElit playoff games, finishing tied for second in the league in playoff points... Also skated in a pair of U18 Elit playoff games... **2018-19:** Tallied 23 points (8g, 15a) in 47 SHL games with Vaxjo Lakers... Scored one goal in one SuperElit game with Vaxjo Lakers U20...

Finished second among all junior-aged SHL skaters in assists, third in points, and tied for fourth in goals... Ranked tied for sixth among all SHL skaters in power-play goals (6)... Posted two points (1g, 1a) at Brynas IF (9/27)... Recorded a three-game assist streak from 11/1-11/13 (4a)... Tallied two assists vs. Mora IK (11/3)... Scored a goal in three straight games from 1/19-1/26 (3g, 1a)... Registered two points (1g, 1a) at HV71 (1/26)... Recorded two assists vs. Rogle BK (2/2)... Added three points (2g, 1a) in six SHL playoff games... Made SHL playoff debut vs. Orebro HK (3/16)... Earned first SHL playoff point (assist) vs. Lulea HF (3/24)... Tallied two points (1g, 1a) vs. Lulea HF (3/28)... Also appeared in one SuperElit playoff game with Vaxjo Lakers U20, posting one assist... **2019-20:** Recorded 17 points (11g, 6a) in 45 SHL games with Rogle BK... Finished tied for second among all junior-aged SHL skaters in goals and third in points... Ranked sixth on his team in goals and ninth in points... Registered a five-game goal streak from 1/9-1/21 (6g)... Scored two goals at Orebro HK (1/18)... Posted a three-game point streak from 2/1-2/13 (2g, 1a)... Played 100th career SHL game vs. Orebro HL (2/25).



JEREMY BRACCO 59

Right Wing • Shoots Right

5'11" • 185 lbs.

3/17/97 • Freeport, N.Y.

Acquired: 10/16/20, Signed as a free agent

2019-20 Team: Toronto (AHL)

Drafted: Toronto 2015 (2-61)

CAREER STATS

YEAR	TEAM	LEAGUE	REGULAR SEASON					PLAYOFFS				
			GP	G	A	P	PIM	GP	G	A	P	PIM
2013-14	Team USA	USHL	34	9	28	37	10	—	—	—	—	—
2014-15	Team USA	USHL	24	14	18	32	6	—	—	—	—	—
2015-16	Boston College	Hockey East	5	0	3	3	4	—	—	—	—	—
	Kitchener	OHL	49	21	43	64	19	9	3	11	14	0
2016-17	Kitchener	OHL	27	17	34	51	4	—	—	—	—	—
	Windsor	OHL	30	8	24	32	2	7	2	3	5	0
2017-18	Toronto	AHL	50	6	26	32	10	4	1	0	1	0
2018-19	Toronto	AHL	75	22	57	79	16	13	4	12	16	2
2019-20	Toronto	AHL	44	4	30	34	2	—	—	—	—	—
AHL Totals (3 seasons)			169	32	113	145	28	17	5	12	17	2

June 27, 2015 — Selected by the Toronto Maple Leafs in the 2015 NHL Draft. Second round, 61st overall.

October 16, 2020 — Signed by the Carolina Hurricanes as a free agent.

CAREER

Entering his fourth professional season and first with the Hurricanes... Signed by Carolina as a free agent to a one-year, two-way contract on Oct. 16, 2020... **2013-14:** Registered 37 points (9g, 28a) in 34 games with the United States National Under-17 Team in the United States Hockey League (USHL)... Led USHL rookies in assists and ranked sixth in points... **2014-15:** Recorded 32 points (14g, 18a) in 24 games with the United States National Under-18 Team (USHL)... Ranked tied for third on the team in goals, fifth in points and sixth in assists... **2015-16:** Began the season with Boston College... Played five games with the Eagles... Tallied three assists vs. Colorado College (10/23)... Signed with the Kitchener Rangers of the Ontario Hockey League (OHL)... Registered 64 points (21g, 43a) in 49 games with Kitchener... Ranked tied for second on the team in assists, third in points and fourth in goals... Earned two assists in his OHL debut at Peterborough (10/29)... Scored his first two OHL goals and added an assist vs. Guelph (11/1)... Posted an eight-game point streak from 12/31-1/19 (6g, 9a)... Registered 14 points (3g, 11a) in nine playoff games... Led the team in points and assists in the playoffs... Received the Charles Chalkin Memorial Award as Kitchener's best performer in the playoffs... Also received the Blueline Club Trophy as the team's most gentlemanly player... **2016-17:** Split the season between Kitchener and the Windsor Spitfires (OHL)... Recorded 51 points (17g, 34a) in 27 games with Kitchener... Began the season on a 26-game point streak from 10/7-12/9 (17g, 34a)... Traded to Windsor (1/9)... Registered 32 points (8g, 24a) in 30 games with the Spitfires... Ranked tied for eighth in the OHL in assists and 12th in points... Earned a point in 46 of 57 games... Recorded five points (2g, 3a) in seven OHL playoff games... Tallied eight points (3g, 5a) in four games

during the 2017 Memorial Cup... Won the 2017 Memorial Cup... Led Windsor and ranked tied for fourth in points at the Memorial Cup... **2017-18:** Registered 32 points (6g, 26a) in 50 games with the Toronto Marlies (AHL) in his first professional season... Ranked fourth among Marlies skaters in assists and led Toronto rookies in points and assists... Made his AHL debut at Hartford (10/13)... Earned his first AHL point with an assist at Springfield (10/15)... Scored his first AHL goal and added an assist at Laval (12/9)... Scored one goal in four playoff games as Toronto captured the Calder Cup... **2018-19:** Recorded 79 points (22g, 57a) in 75 games with the Marlies... Ranked second in the AHL in points and assists... Named to the AHL First All-Star Team... Recorded four points (2g, 2a) vs. Wilkes-Barre/Scranton (12/1)... Tallied four points (2g, 2a) at Manitoba (12/14)... Posted a 10-game point streak from 3/10-3/30 (4g, 12a)... Earned 16 points (4g, 12a) in 13 playoff games... Led the Marlies and ranked tied for fourth in the AHL in playoff points... **2019-20:** Registered 34 points (4g, 30a) in 44 games with the Toronto Marlies (AHL)... Led the team in assists and ranked third in points... Represented the North Division at the 2020 AHL All-Star Classic... Earned three assists in his first game of the season vs. Belleville (10/5)... Tallied two assists vs. Hershey (10/16)... Earned two points (1g, 1a) at Belleville (11/1)... Recorded two points (1g, 1a) at Laval (11/2)... Registered three assists vs. Texas (11/16)... Tallied two assists vs. Utica (12/1)... Earned two assists vs. San Antonio (12/7)... Scored a goal vs. San Antonio (12/8)... Recorded two assists vs. Belleville (12/26)... Earned two assists at Charlotte (1/19)... Scored a goal at Cleveland (1/24).



DAVID COTTON 83

Center • Shoots Left

6'2" • 200 lbs.

7/9/97 • Parker, Texas

Acquired: 2015 NHL Draft

2019-20 Team: Boston College (Hockey East)

Drafted: Carolina 2015 (6-169)

CAREER STATS

YEAR	TEAM	LEAGUE	REGULAR SEASON					PLAYOFFS				
			GP	G	A	P	PIM	GP	G	A	P	PIM
2013-14	Cushing Academy	High-MA	32	19	32	51	—	—	—	—	—	—
2014-15	Cushing Academy	High-MA	33	27	42	69	—	—	—	—	—	—
2015-16	Waterloo	USHL	48	15	15	30	34	9	0	2	2	8
2016-17	Boston College	Hockey East	40	10	14	24	15	—	—	—	—	—
2017-18	Boston College	Hockey East	37	9	19	28	22	—	—	—	—	—
2018-19	Boston College	Hockey East	39	23	13	36	20	—	—	—	—	—
2019-20	Boston College	Hockey East	32	15	24	39	46	—	—	—	—	—

NCAA Totals (4 seasons)

148 **57** **70** **127** **103** — — — — —

June 27, 2015 — Selected by the Carolina Hurricanes in the 2015 NHL Draft. Sixth round, 169th overall.

March 24, 2020 — Signed by the Carolina Hurricanes to a two-year, entry-level contract

CAREER

Selected by the Hurricanes in the sixth round, 169th overall, in the 2015 NHL Draft... Was ranked 62nd among North American skaters by NHL Central Scouting heading into the 2015 Draft... Signed a two-year, entry-level contract with the Hurricanes on March 24, 2020... Born and raised in Parker, Texas, just outside of Dallas... Attended the 2012 USA Hockey Select 15 Festival, the 2013 USA Hockey Select 16 Festival and the 2014 USA Hockey Select 17 Festival... **2012-13:** Played for the Colorado Thunderbirds Tier I U16 team... **2013-14:** Moved to Massachusetts to play for Cushing Academy, and led the Penguins in scoring as a sophomore, totaling 51 points (19g, 32a) in 32 games... Also played 12 games for the Boston Junior Bruins, earning 11 points (8g, 3a)... **2014-15:** Was the leading scorer in prep hockey during his junior season at Cushing Academy, netting 27 goals and adding 42 assists (69 points) in 33 games... Also played 13 games for the Boston Junior Bruins (MSHL), totaling 25 points (15g, 10a)... **2015-16:** Spent the season in the USHL with Waterloo, totaling 30 points (15g, 15a) in 48 games... Ranked tied for third among Waterloo Black Hawks skaters in goals and was seventh in scoring... **2016-17:** Completed his freshman season at Boston College and was one of six Eagles skaters to appear in all 40 of the team's games... Led the team in game-winning goals (4)... Led Boston College freshmen in scoring with 24 points (10g, 14a)... Had 14 points (6g, 8a) in 22 Hockey East conference games... Finished the season with a +10 plus/minus rating... Scored his first collegiate goal with the game-winner against eventual national champion Denver at the Ice Breaker Tournament (10/8)... Had his first three-point effort with a goal and two assists at Wisconsin (10/16)... Scored the game-winning goal on the power play against Providence at Fenway Park (1/7)... Had a career-high three assists vs. Notre Dame (1/28)... **2017-18:** One of seven skaters to play in all 37 games... Ranked tied for first on the team in assists (19) and second in points (28)... Led all sophomores in scoring... Ranked tied for first on the team in power-play goals (4), second in multi-point games (6) and fifth in plus/minus

(+8)... Recorded a seven-game point streak from 12/2 - 1/14 (4g, 5a)... Earned four points (1g, 3a) at Harvard (11/24)... **2018-19:** Played all 39 NCAA games for Boston College in his junior season, registering 36 points (23g, 13a)... Led the Eagles in goals, points, power-play goals (8), game-winning goals (4) and shots on goal (136)... Finished tied for second among all Division I skaters in goals... Named a Hockey East First Team All-Star and AHCA Second Team All-American... Named team co-MVP... Tallied first career collegiate hat trick and added an assist at Wisconsin (10/13)... Registered a six-game point streak from 11/3-11/30 (7g, 4a)... Posted four points (2g, 2a) vs. Merrimack (11/3)... Scored two goals vs. Vermont (11/9)... Named Hockey East Player of the Month for November... Tallied two points (1g, 1a) in 100th career collegiate game at UMass Lowell (1/26)... Scored game-winning goal in Hockey East Semifinal vs. UMass (3/22)... Posted two points (1g, 1a) in Hockey East Championship vs. Northeastern (3/23)... **2019-20:** Posted 39 points (15g, 24a) in 32 NCAA games with Boston College... Captained the Eagles... Finished second on the team in goals and assists and third in points... Led team in power-play goals (6)... Named Hockey East Third Team All-Star... Set new collegiate career highs in assists and points... Opened the season with back-to-back three point games (1g, 2a) vs. Wisconsin (10/11) and at Colgate (10/13)... Named Hockey East Player of the Week (10/14)... Posted two points (1g, 1a) at Providence (11/2)... Registered a seven-game point streak from 11/15-1/4 (5g, 8a)... Tallied a four-point weekend (1g, 3a) at Vermont (11/15-11/16)... Recorded 100th career collegiate point (goal) at Vermont (11/15)... Posted five points (2g, 3a) in home-and-home series vs. Notre Dame (12/6-12/8)... Tallied two points (1g, 1a) vs. Vermont (1/4)... Earned a three-game point streak from 1/11-1/18 (1g, 3a)... Recorded two assists vs. Boston University (1/18)... Registered four points (3g, 1a) in two games during Beanpot Tournament (2/3-2/10)... Posted a four-game point streak from 2/20-2/29 (2g, 4a).



JASON COTTON 82

Center • Shoots Right

6'3" • 190 lbs.

2/7/95 • Parker, Texas

Acquired: 3/24/20, Signed as a free agent

2019-20 Team: Sacred Heart (Atlantic Hockey)

Drafted: Undrafted

CAREER STATS


YEAR	TEAM	LEAGUE	REGULAR SEASON					PLAYOFFS				
			GP	G	A	P	PIM	GP	G	A	P	PIM
2012-13	Tri-City	USHL	45	1	5	6	8	—	—	—	—	—
2013-14	West Kelowna	BCHL	50	23	36	59	14	3	0	1	1	0
2014-15	West Kelowna	BCHL	58	27	31	58	28	5	1	1	2	0
2015-16	Northeastern	Hockey East	8	0	0	0	2	—	—	—	—	—
	Youngstown	USHL	28	6	5	11	4	—	—	—	—	—
2016-17	NCAA Transfer Year		—	—	—	—	—	—	—	—	—	—
2017-18	Sacred Heart	AHA	39	12	9	21	8	—	—	—	—	—
2018-19	Sacred Heart	AHA	37	9	14	23	6	—	—	—	—	—
2019-20	Sacred Heart	AHA	34	20	17	37	14	—	—	—	—	—
NCAA Totals (4 seasons)			118	41	40	81	30	—	—	—	—	—

March 24, 2020 — Signed by the Carolina Hurricanes as a free agent to a one-year, two-way contract.

CAREER

Signed by the Carolina Hurricanes as a free agent to a one-year, two-way contract on March 24, 2020... **2012-13:** Tallied six points (1g, 5a) in 45 USHL games with Tri-City... Made USHL debut vs. Sioux City (10/5)... Recorded first career USHL point vs. Omaha (10/19)... Scored first career USHL goal at Sioux City (3/19)... **2013-14:** Registered 59 points (23g, 36a) in 50 BCHL games with West Kelowna... Finished second on the team in goals and points and third in assists... Tied for team lead in power-play goals (6)... Recorded three points (2g, 1a) in BCHL debut vs. Salmon Arm (9/20)... Earned an 11-game point streak from 9/28-10/27 (7g, 12a)... Posted four points at Cowichan Valley (10/6)... Scored two goals at Penticton (10/18)... Tallied two assists vs. Salmon Arm (10/20)... Registered three assists at Surrey (10/27)... Recorded four points (2g, 2a) at Salmon Arm (11/19)... Posted two assists vs. Penticton (12/21)... Tallied two assists vs. Trail (1/4)... Earned a six-game point streak from 1/15-1/26 (4g, 5a)... Scored two goals vs. Alberni Valley (1/19)... Registered three points (1g, 2a) at Chilliwack (1/26)... Finished the season on a six-game point streak from 2/8-3/1 (2g, 7a)... Recorded two assists vs. Merritt (2/11)... Posted two assists at Vernon (2/15)... Tallied two assists at Trail (2/28)... Added one assist in three BCHL playoff games... Made BCHL playoff debut vs. Vernon (3/4)... Earned first career BCHL playoff point (assist) vs. Vernon (3/10)... **2014-15:** Recorded 58 points (27g, 31a) in 50 BCHL games with West Kelowna... Tied for team lead in goals and ranked second on the team in points and third in assists... Led team in power-play goals (15)... Registered three points (2g, 1a) at Nanaimo (9/21)... Posted two assists vs. Cowichan Valley (10/5)... Earned a seven-game point streak from 10/17-11/1 (4g, 6a)... Tallied two assists at Victoria (10/26)... Scored two goals vs. Vernon (11/21)... Registered three points (1g, 2a) at Salmon Arm (12/6)... Recorded three points (2g, 1a) vs. Coquitlam (12/13)... Posted two points (1g, 1a) to reach 100 career BCHL points vs. Trail (12/30)... Earned a four-game point streak from 1/16-1/23 (1g, 3a)... Played 100th career BCHL game vs. Vernon (2/3)... Scored two goals vs. Trail (2/13)... Tallied three points (1g, 2a) vs. Nanaimo (2/15)... Added two points (1g, 1a) in five BCHL playoff games... Scored first career BCHL playoff goal and added an assist at Penticton (3/3)... **2015-16:** Skated in eight NCAA games in freshman season at Northeastern... Made collegiate debut vs. Colgate (10/10)... Posted 11 points (6g, 5a) in 28 USHL games with Youngstown... Scored two goals vs. Cedar Rapids (2/19)...

Tallied two assists vs. Madison (3/4)... Recorded two points (1g, 1a) vs. Omaha (4/1)... **2016-17:** Did not play due to NCAA transfer regulations... **2017-18:** Registered 21 points (12g, 9a) in 39 NCAA games during sophomore season at Sacred Heart... Ranked fourth on the Pioneers in goals and sixth in points... Made Sacred Heart debut at Northeastern (10/6)... Scored first career collegiate goal vs. Niagara (10/27)... Posted two points (1g, 1a) including first career collegiate assist vs. Canisius (11/4)... Tallied two points (1g, 1a) vs. Army (11/21)... Scored two goals at Mercyhurst (12/2)... Earned a four-game point streak from 1/9-1/16 (2g, 3a)... Recorded two points (1g, 1a) at Bentley (1/16)... **2018-19:** Registered 23 points (9g, 14a) in 37 NCAA games during junior season at Sacred Heart... Finished second on the Pioneers in points, fourth in assists and tied for fourth in goals... Earned a four-game point streak from 10/20-11/9 (3g, 1a)... Posted two points (1g, 1a) at RIT (12/7)... Tallied a three-game point/assist streak from 2/22-2/28 (2g, 4a)... Recorded three points (1g, 2a) vs. Army (2/22)... Registered two points (1g, 1a) at American International (2/28)... Finished the season with a three-game point streak from 3/13-3/15 (1g, 3a)... Posted two assists vs. RIT (3/14)... **2019-20:** Tallied 37 points (20g, 17a) in 34 NCAA games during senior season at Sacred Heart... Named AHCA Second Team All-American... Top 10 finalist for Hobey Baker Award... Named Atlantic Hockey Player of the Year and Atlantic Hockey First Team... Finished tied for sixth among all Division I skaters in goals (20)... Tied for Division I lead in shorthanded goals (3)... Led team in goals and points... Served as the Pioneers' captain... Led Atlantic Hockey in goals and points... Recorded three assists in season opener vs. UConn (10/5)... Scored two goals at Penn State (10/12)... Scored two goals at Niagara (10/26)... Earned a four-game point streak from 11/8-11/21 (4g, 1a)... Scored two goals at RIT (11/16)... Skated in 100th career collegiate game at American International (12/3)... Scored first career collegiate hat trick and added an assist vs. Robert Morris (12/8)... Tallied two assists at Mercyhurst (1/11)... Earned a three-game point/goal streak from 1/18-1/26 (3g, 2a)... Posted two points (1g, 1a) vs. Yale (1/25)... Registered two points (1g, 1a) vs. Quinnipiac (1/26)... Named Atlantic Hockey Player of the Week (1/28)... Recorded three points (2g, 1a) vs. Niagara (2/15)... Posted two points (1g, 1a) at Army (2/21)... Tallied three assists vs. American International (2/26)...



JACK DRURY 72

Center • Shoots Left

5'11" • 174 lbs.

2/3/00 • New York, N.Y.

Acquired: 2018 NHL Draft

2019-20 Team: Harvard (ECAC)

Drafted: Carolina 2018 (2-42)

CAREER STATS

YEAR	TEAM	LEAGUE	REGULAR SEASON					PLAYOFFS				
			GP	G	A	P	PIM	GP	G	A	P	PIM
2016-17	Waterloo	USHL	44	4	8	12	59	8	0	0	0	6
2017-18	Waterloo	USHL	56	24	41	65	83	8	3	2	5	4
2018-19	Harvard	ECAC	32	9	15	24	14	—	—	—	—	—
2019-20	Harvard	ECAC	28	20	19	39	16	—	—	—	—	—
NCAA Totals (2 seasons)			60	29	34	63	30	—	—	—	—	—

June 23, 2018 — Selected by the Carolina Hurricanes in the 2018 NHL Draft. Second round, 42nd overall.

CAREER

Selected by Carolina in the second round, 42nd overall, in the 2018 NHL Draft... Represented the United States at the 2020 IIHF World Junior Championship, recording two points (1g, 1a) in five games... Jack's father, Ted, and his uncle, Chris, both played in the NHL... Ted appeared in 414 games from 1993-01 with the Flames, Whalers, Senators, Mighty Ducks, Islanders and Blue Jackets, posting 93 points (41g, 52a)... Chris, a U.S. Hockey Hall of Famer who is currently the Assistant GM of the New York Rangers, skated in 892 games from 1998-11 with the Avalanche, Sabres and Rangers, recording 615 points (260g, 355a) and winning the Stanley Cup with Colorado in 2001... Jack's mother, Elizabeth, played lacrosse at Harvard, where she was a three-time All-American and won a national championship in 1990... **2016-17:** Skated in 44 USHL games for Waterloo, posting 12 points (4g, 8a)... Scored his first USHL goal at Sioux Falls (10/15)... Posted two assists vs. Madison (12/31)... Registered back-to-back multi-point games with two goals at Des Moines (3/26) and a goal and an assist at Cedar Rapids (4/1)... Appeared in eight playoff games... **2017-18:** Led Waterloo and finished fourth in the USHL in scoring with 65 points (24g, 41a) in 56 games... Tied for the league lead in power-play goals (12) and led the league in power-play points (34) and shorthanded goals (5)... Named to All-USHL Second Team and USHL All-Academic Team... Became the only player in the USHL's Tier 1 history to lead the league in both power-play goals and shorthanded goals in the same season... Set a USHL Tier 1 record with a 23-game point streak from 11/22-2/16 (14g, 18a)... Scored his first goal of the season with the game-winner at Dubuque (10/13)... Tallied an assist in three straight games from 11/3-11/10 (3a)... Posted four straight multi-point games (1g, 1a each) from 3/16-3/24... Closed out the regular season with a six-game point streak from 3/31-4/14 (3g, 7a)... Played his 100th USHL game vs. Des Moines (4/14)... Skated in eight playoff games with five points (3g, 2a)... **2018-19:** Played 32 NCAA games for Harvard in his freshman

season, posting 24 points (9g, 15a)... Named to the ECAC All-Rookie Team... Led Crimson forwards in power-play goals (6)... Led all Division I freshmen in faceoff wins (371) and finished 19th among all Division I skaters in faceoff win percentage (58.2%)... Represented the United States at the 2019 IIHF World Junior Championship, skating in seven games and winning silver... Posted three assists in collegiate debut at Dartmouth (10/27)... Tallied two points (1g, 1a) vs. Princeton (11/3)... Recorded two points (1g, 1a) vs. Arizona State (11/16)... Registered two points (1g, 1a) vs. Colgate (11/30)... Posted a five-game point streak from 2/8-2/22 (1g, 4a)... **2019-20:** Posted 39 points (20g, 19a) in 28 NCAA games with Harvard... Ranked tied for sixth among all Division I skaters in goals and third in power-play goals (11)... Ranked second in Division I in goals per game (0.71) and fourth in points per game (1.39)... Led Crimson in goals and ranked second on the team in points and tied for fourth in assists... Named Second Team All-ECAC and Second Team All-Ivy... Finalist for ECAC Best Defensive Forward... Tallied 10 multi-point games... Recorded a point in 23 of 28 games played... Earned a six-game point streak from 11/9-12/3 (3g, 5a)... Posted two points (1g, 1a) vs. Quinnipiac (11/9)... Tallied two assists at RPI (11/22)... Registered a 10-game point streak from 12/7-2/7 (11g, 9a)... Recorded two assists at Princeton (1/4)... Scored first career collegiate hat trick and added an assist vs. Yale (1/11)... Posted two points (1g, 1a) vs. St. Lawrence (1/17)... Scored two goals at Colgate (1/24)... Tallied four points (2g, 2a) at Union (1/31)... Named HCA National Player of the Month and ECAC Player of the Month for January... Registered two points (1g, 1a) at Dartmouth (2/7)... Earned a three-game point streak from 2/14-2/21 (2g, 1a)... Finished season with a three-game point/assist streak from 2/29-3/7 (3g, 4a)... Recorded two points (1g, 1a) vs. Union (2/29)... Posted four points (2g, 2a) in season finale vs. St. Lawrence (3/7).



DOMENICK FENSORE 89

Defenseman • Shoots Left

5'7" • 151 lbs.

9/7/01 • Bronxville, N.Y.

Acquired: 2019 NHL Draft

2019-20 Team: Boston University (Hockey East)

Drafted: Carolina 2019 (3-90)

CAREER STATS

YEAR	TEAM	LEAGUE	REGULAR SEASON					PLAYOFFS				
			GP	G	A	P	PIM	GP	G	A	P	PIM
2017-18	U.S. NTDP U17	USDP	61	2	29	31	30	—	—	—	—	—
	U.S. NTDP U18	USDP	1	0	0	0	0	—	—	—	—	—
2018-19	U.S. NTDP U18	USDP	55	6	36	42	26	—	—	—	—	—
2019-20	Boston University	Hockey East	34	3	13	16	24	—	—	—	—	—
NCAA Totals (1 season)			34	3	13	16	24	—	—	—	—	—

June 22, 2019 — Selected by the Carolina Hurricanes in the 2019 NHL Draft. Third round, 90th overall.

CAREER

Selected by the Hurricanes in the third round, 90th overall, in the 2019 NHL Draft... Played two seasons for the U.S. National Team Development Program, registering 73 points (8g, 65a), including 42 points (7g, 35a) in 60 USHL games... Represented the United States at the 2019 IIHF Under-18 World Championship, posting four assists in seven games and winning bronze... **2017-18:** Skated in 61 games with the U.S. National Team Development Program U17s, recording 31 points (2g, 29a)... Also played one game with the U18 team... Posted 16 points (1g, 15a) in 35 USHL games... **2018-19:** Registered 42 points (6g, 36a) in 55 games with the U.S. National Team Development Program U18s... Tallied 26 points (6g, 20a) in 25 USHL games... Posted an 11-game USHL point streak from 1/26-3/16 (4g,

12a)... Recorded three assists at Central Illinois (2/27)... Registered three assists vs. Green Bay (3/16)... Tallied three assists at Youngstown (3/27)... **2019-20:** Registered 16 points (3g, 13a) in 34 games during freshman season at Boston University... Appeared in every game... Finished second among Terriers defensemen in assists and points... Made collegiate debut at Union (10/5)... Recorded first career collegiate points with two assists vs. Northern Michigan (10/19)... Scored first career collegiate goal vs. Vermont (11/22)... Tallied two assists vs. Vermont (11/23)... Earned a three-game point streak from 1/11-1/18 (1g, 2a)... Posted two assists at UMass Lowell (1/25)... Registered two assists at Vermont (1/31).



NOEL GUNLER

Right Wing • Shoots Right

6'2" • 176 lbs.

10/7/01 • Lulea, Sweden

Acquired: 2020 NHL Draft

2019-20 Teams: Lulea (SHL), Lulea Jr. (SHL Jr.)

Drafted: Carolina 2020 (2-41)

CAREER STATS

YEAR	TEAM	LEAGUE	REGULAR SEASON					PLAYOFFS				
			GP	G	A	P	PIM	GP	G	A	P	PIM
2016-17	Lulea Jr.	Sweden Jr.	1	0	0	0	0	—	—	—	—	—
	Lulea U18	Sweden U18	32	15	30	45	28	5	2	0	2	6
2017-18	Lulea Jr.	Sweden Jr.	41	8	14	22	50	8	3	3	6	8
	Lulea U18	Sweden U18	5	4	2	6	16	3	2	1	3	4
2018-19	Lulea	Sweden	15	2	3	5	2	—	—	—	—	—
	Lulea Jr.	Sweden Jr.	31	27	19	46	78	3	0	3	3	2
2019-20	Lulea	Sweden	45	4	9	13	16	—	—	—	—	—
	Lulea Jr.	Sweden Jr.	4	4	2	6	2	—	—	—	—	—
Sweden Totals (2 seasons)			60	6	12	18	18	—	—	—	—	—

October 7, 2020 — Selected by the Carolina Hurricanes in the 2020 NHL Draft. Second round, 41st overall.

CAREER

Selected by the Hurricanes in the second round, 41st overall, in the 2020 NHL Draft... Has represented Sweden at a number of international tournaments, including the 2017 World Under-17 Hockey Challenge and the 5 Nations Tournament in 2018 and 2019... **2016-17:** Recorded 45 points (15g, 30a) in 32 games with Lulea HF's under-18 team... Appeared in one game for Lulea's junior team... Scored two goals in five playoff games with Lulea's under-18 team... **2017-18:** Spent a majority of the season with Lulea HF's junior team in the J20 SuperElit, Sweden's top junior hockey league... Tallied 22 points (8g, 14a) in 41 games with Lulea's junior team... Ranked fourth on the team in points and fifth in assists... Added six points (4g, 2a) in five games with Lulea's under-18 team... Earned

six points (3g, 3a) in eight playoff games with Lulea's junior team... Recorded three points (2g, 2a) in three playoff games with Lulea's under-19 team... **2018-19:** Spent a majority of the season with Lulea's junior team, registering 46 points (27g, 19a) in 31 games... Ranked third in goals and tied for seventh in points in the SuperElit... Made his Swedish Hockey League (SHL) debut with Lulea HF, posting five points (2g, 3a) in 15 games... Tallied three assists in three playoff games with Lulea's junior team... **2019-20:** Spent a majority of the season with Lulea HF (SHL), recording 13 points (4g, 9a) in 45 games... Ranked tied for sixth among SHL rookies in goals and points... Added six points (4g, 2a) in four games with Lulea's junior team.



DAVID GUST 52

Forward • Shoots Right

5'10" • 177 lbs.

2/21/94 • Orland Park, Ill.

Acquired: 10/16/20, Signed as a free agent

2019-20 Team: Charlotte (AHL)

Drafted: Undrafted

CAREER STATS

YEAR	TEAM	LEAGUE	REGULAR SEASON					PLAYOFFS				
			GP	G	A	P	PIM	GP	G	A	P	PIM
2011-12	Fargo	USHL	43	14	16	30	6	6	2	1	3	6
2012-13	Fargo	USHL	64	21	28	49	24	13	3	12	15	4
2013-14	Ohio State	Big Ten	26	6	4	10	10	—	—	—	—	—
2014-15	Ohio State	Big Ten	25	3	5	8	21	—	—	—	—	—
2015-16	Ohio State	Big Ten	36	11	25	36	24	—	—	—	—	—
2016-17	Ohio State	Big Ten	39	18	23	41	16	—	—	—	—	—
2017-18	Bakersfield	AHL	53	13	11	24	12	—	—	—	—	—
2018-19	Bakersfield	AHL	59	18	15	33	24	10	0	3	3	4
2019-20	Charlotte	AHL	60	11	20	31	8	—	—	—	—	—
AHL Totals (3 seasons)			172	42	46	88	44	10	0	3	3	4

October 16, 2020 — Signed by the Carolina Hurricanes as a free agent.

CAREER

Entering his fourth professional season... Signed by Carolina as a free agent to a one-year, two-way contract on Oct. 16, 2020... **2011-12:** Registered 30 points (14g, 16a) in 43 games with the Fargo Force of the United State Hockey League (USHL)... Ranked fifth on the team in goals, sixth in points and eighth in assists... Posted three points (2g, 1a) in six playoff games... **2012-13:** Recorded 49 points (21g, 28a) in 64 games with Fargo... Ranked third on the team in assists and fourth in goals and points... Registered 15 points (3g, 12a) in 13 playoff games as Fargo advanced to the Clark Cup Final... Led the USHL in playoff assists and ranked second in points... **2013-14:** Recorded 10 points (6g, 4a) in 26 games as a freshman at Ohio State... Named an Ohio State Scholar-Athlete... Recorded first collegiate points (1g, 1a) vs. Bowling Green (10/29)... Tallied two points (1g, 1a) vs. Mercyhurst (12/29)... Scored a shorthanded goal at Wisconsin (1/25)... **2014-15:** Registered eight points (3g, 5a) in 25 games with the Buckeyes... Named an Ohio State Scholar-Athlete and an Academic All-Big Ten honoree... Scored the game-tying goal in the third period at Canisius (10/31)... Scored a goal at Michigan State (1/23)... Recorded two points (1g, 1a) vs. Penn State (3/19)... **2015-16:** Registered 36 points (11g, 25a) in 36 games as a junior... Named an Ohio State Scholar-Athlete and an Academic All-Big Ten selection... Set his career high in assists... Ranked first on the team in assists and second in points... Ranked tied for fifth in the conference in assists and tied for ninth in points... Posted a 15-game point streak from 11/28-2/13 (5g, 11a), marking the longest point streak by an Ohio State player since 1997-98... Tallied two assists at Providence (10/24)... Was named the Big Ten's First Star of the Week after recording five points (1g, 4a) in two games vs. Canisius on 11/13-11/14... Scored two goals at Michigan State (3/11)... **2016-17:** Recorded 41 points (18g, 23a) in 39

games as a senior at Ohio State... Set career highs in points, goals and games played... Ranked tied for second on the team in points and assists and third in goals... Ranked tied for fifth in the Big Ten in points and tied for eighth in goals and assists... Named to the 2016-17 Big Ten All-Tournament Team... Tallied his first career hat trick vs. UConn (11/11)... Posted two points (1g, 1a) in consecutive games at Minnesota (12/2-12/3)... Earned three points (1g, 2a) vs. Arizona State (1/13)... Tallied two assists in consecutive games at Penn State (1/20-1/21)... Recorded a five-game point streak from 3/3-3/16 (5g, 4a)... **2017-18:** Recorded 24 points (13g, 11a) in 53 games with the Bakersfield Condors (AHL)... Led Condors rookies in goals and points... Scored two goals in his professional debut vs. San Antonio (10/12)... Scored two goals at San Antonio (12/5)... Earned two points (1g, 1a) vs. Tucson (12/29)... Tallied two points (1g, 1a) at Stockton (3/3)... **2018-19:** Tallied 33 points (18g, 15a) in 59 games with Bakersfield... Set AHL career highs in goals and points... Ranked tied for fourth on the team in goals and eighth in assists... Earned three points (2g, 1a) vs. Stockton (10/27)... Scored two goals vs. Colorado (1/11)... Registered two points (1g, 1a) at San Jose (1/21)... Tallied two points vs. Iowa (2/1)... Recorded three points (1g, 2a) at San Jose... Tallied three assists in 10 playoff games... **2019-20:** Registered 31 points (11g, 20a) in 60 games with the Charlotte Checkers (AHL)... Set AHL career highs in games played and assists... Ranked tied for sixth on the team in assists, seventh in goals and tied for eighth in points... Scored a goal in his Checkers debut at Hartford (10/5)... Posted a four-game point streak from 12/13-12/18 (1g, 5a)... Tallied a season-high three assists vs. Hartford (12/18)... Registered a season-long five-game point streak from 1/11-1/24 (4g, 3a), including a four-game goal streak from 1/14-1/24 (4g, 1a).



JEREMY HELVIG 50

Goaltender • Catches Left

6'4" • 207 lbs.

5/25/97 • Markham, Ont.

Acquired: 2016 NHL Draft

2019-20 Teams: Charlotte (AHL), Greenville/Jacksonville (ECHL)

Drafted: Carolina 2016 (5-134)

CAREER STATS

YEAR	TEAM	LEAGUE	REGULAR SEASON						PLAYOFFS					
			GP	MIN	GA	SO	GAA	W-L-OT	GP	MIN	GA	SO	GAA	W-L
2014-15	Kingston	OHL	14	699	53	0	4.55	2-8-2	1	23	2	0	5.15	0-0
2015-16	Kingston	OHL	27	1437	51	2	2.13	19-3-1	7	325	13	2	2.40	3-1
2016-17	Kingston	OHL	59	3446	156	6	2.72	29-22-7	11	663	32	0	2.90	4-7
2017-18	Kingston	OHL	56	3318	148	2	2.68	31-16-9	16	981	50	0	3.06	9-7
2018-19	Charlotte	AHL	1	21	1	0	2.80	1-0-0	—	—	—	—	—	—
	Florida	ECHL	39	2304	87	3	2.27	27-6-3	5	263	10	0	2.28	2-2
2019-20	Charlotte	AHL	1	60	6	0	6.03	0-1-0	—	—	—	—	—	—
	Greenville	ECHL	30	1699	102	0	3.60	14-12-3	—	—	—	—	—	—
	Jacksonville	ECHL	3	156	10	0	3.86	0-3-0	—	—	—	—	—	—
AHL Totals (2 seasons)			2	81	7	0	5.17	1-1-0	—	—	—	—	—	—

June 25, 2016 — Selected by the Carolina Hurricanes in the 2016 NHL Draft. Fifth round, 134th overall.

March 27, 2018 — Signed a three-year, entry-level contract with the Carolina Hurricanes.

CAREER

Selected by the Hurricanes in the fifth round, 134th overall, in the 2016 NHL Draft... Signed a three-year, entry-level contract with the Hurricanes on March 27, 2018... Was ranked 15th among North American netminders by NHL Central Scouting heading into the draft... Posted a career record of 81-49-19 with 10 shutouts, a 2.75 goals-against average and a .910 save percentage in 156 career Ontario Hockey League (OHL) games with the Kingston Frontenacs... Was teammates in Kingston with fellow Hurricanes prospects Warren Foegele and Roland McKeown... **2013-14:** Played for the Toronto Patriots of the Ontario Junior Hockey League (OJHL), going 17-7-1 with a 2.69 goals-against average... Was the second goaltender chosen in the 2013 OHL Priority Selection... **2014-15:** Played his rookie OHL season with Kingston, posting a record of 2-8-2 with a 4.55 goals-against average... Made his OHL debut vs. Mississauga (10/10)... Earned his first OHL win at Belleville (2/25)... **2015-16:** Completed his second OHL season with Kingston, going 19-3-1 with a 2.13 goals-against average and .929 save percentage... Ranked first among OHL netminders with at least 1,000 minutes played in goals-against average and save percentage... Was tied for ninth in the league in shutouts (2)... Earned victories in 10 of 11 appearances from 12/30-2/29, including a six-game winning streak from 2/6-2/29... Stopped 323 of 339 shots during that span for a 1.66 goals-against average and .952 save percentage... Made 32 saves for his first OHL shutout vs. Niagara (2/21)... Ranked first among OHL netminders in shutouts (2) and second in goals-against average (2.40) during the playoffs, going 3-1 as Kingston advanced to the second round before falling to Niagara... **2016-17:** Posted a 29-22-7 record with six shutouts, a 2.72 goals-against average and a .907 save percentage in 59 games with Kingston (OHL)... Named a finalist for the OHL Goaltender of the Year Award... Led the OHL in minutes (3,446), ranked tied for first in shutouts and games played and sixth in wins... Recorded OHL career highs in games played and shutouts... Was named the Pioneer Energy OHL Player of the Week and the Vaughn CHL Goaltender of the Week for the week ending January 29 after posting a 2-0-1 record with two shutouts, a 1.28 goals-against average and a .956 save percentage... Stopped all 29 shots he faced to earn his first shutout of the season in his 2016-17 debut at Niagara (9/30)... Made a career-high 42 saves at Peterborough (2/23)... Made 30 saves to earn his fifth shutout of the season in Kingston's 1-0 overtime victory against Mississauga (1/28)... Finished second in the Eastern Conference Coaches Poll in Best Puck-Handling Goalie... Started 11 playoff games as Kingston fell to Peterborough in the second round... Stopped 23 of 25 shots in Kingston's 3-2 overtime victory against Hamilton in Game 7 of their first round series... **2017-18:** Posted a 31-16-6 record with two shutouts, a 2.68 goals-against average and a .916 save percentage in 56 games with the Kingston Frontenacs... Named to the OHL Second All-Star Team... Set a career high in wins... Ranked second in the OHL in goals-against average and save percentage, tied for third in games played, fifth in wins and tied for ninth in shutouts... Made a season-high 49 saves

at Hamilton (10/14)... Stopped all 36 shots he faced vs. Ottawa (12/28) to earn his first shutout of the season and pass Peter Hamerlik (9) for the most shutouts in franchise history... Stopped all 28 shots he faced vs. Peterborough (1/28) to earn his second shutout of the season... Named the CHL Goaltender of the Week and the OHL Player of the Week for the week ending January 29... Posted a six-game win streak from 1/26 - 2/7... Stopped 29 of 30 shots in a 6-1 win vs. Kitchener (2/18) to pass Chris Clifford (75) for the most wins in Kingston franchise history... Posted a 9-7 record with a 3.06 goals-against average and a .909 save percentage in 16 playoff games as Kingston fell to Hamilton in five games in the Eastern Conference Finals... Made 46 saves in Kingston's series-clinching, three-overtime win in Game 5 of the first round vs. North Bay (3/31)... **2018-19:** Completed his first professional season... Spent the majority of the season with Florida (ECHL), posting a 27-6-3 record with three shutouts, a 2.27 goals-against average and a .918 save percentage... Also made one AHL appearance for Charlotte... Finished tied for third among ECHL goalies in wins and fourth in goals-against average... Made 28 saves in ECHL debut at Newfoundland (10/12)... Stopped 22 of 24 shots faced to earn first career ECHL win vs. Jacksonville (11/10)... Earned the win in 13 straight decisions from 12/5-2/6... Stopped seven of eight shots faced in relief in AHL debut at Springfield (12/8)... Registered 24 saves for his first career ECHL shutout vs. Greenville (1/11)... Posted a 22-save shutout at Rapid City (1/16)... Earned a 20-save shutout vs. Jacksonville (1/25)... Named ECHL Rookie of the Month for January... Earned a point in final 10 decisions of the season (9-0-1)... Named ECHL Goaltender of the Month for March... Made five ECHL playoff appearances, posting a 2-2 record, 2.28 goals-against average and .878 save percentage... Made 21 saves in ECHL playoff debut vs. Jacksonville (4/11)... **2019-20:** Split his third professional season between Charlotte (AHL), Greenville (ECHL) and Jacksonville (ECHL)... Registered a 0-1-0 record, 6.03 goals-against average and .800 save percentage in 1 AHL game with the Checkers... Posted a 14-15-3 record, 3.62 goals-against average and .902 save percentage in 33 ECHL games split between Greenville and Jacksonville... Began the season on loan with Jacksonville... Made 44 saves at Orlando (11/5)... Reassigned to Greenville (11/15)... Stopped 42 of 44 shots faced in win vs. Indianapolis (11/16)... Made 48 saves on 50 shots in win at South Carolina (11/19)... Stopped 56 of 58 shots faced in win at Atlanta (11/29)... Made 45 saves in win at Norfolk (12/7)... Made 36 saves in win vs. Norfolk (12/28)... Made 32 saves in win vs. Norfolk (1/3)... Stopped 42 of 44 shots faced in win vs. Florida (1/10)... Made 35 saves in win vs. Norfolk (1/17)... Made 30 saves in win vs. Norfolk (1/18)... Stopped 34 of 36 shots faced in win vs. South Carolina (1/29)... Made 30 saves in win vs. Atlanta (2/2)... Recalled to Charlotte (2/23)... Made 24 saves in first career AHL start at Hershey (2/25)... Reassigned to Greenville (2/27)... Made 32 saves in win at Orlando (3/4).



GREGORY HOFMANN

Center • Shoots Left

6'0" • 200 lbs.

11/13/92 • Tramelan, Switzerland

Acquired: 2011 NHL Draft

2019-20 Team: EV Zug (Swiss)

Drafted: Carolina 2011 (4-103)

CAREER STATS

YEAR	TEAM	LEAGUE	REGULAR SEASON					PLAYOFFS				
			GP	G	A	P	PIM	GP	G	A	P	PIM
2009-10	Ambri	Swiss	1	0	0	0	0	1	0	0	0	0
2010-11	Ambri	Swiss	41	3	9	12	2	12	0	2	2	2
2011-12	Ambri	Swiss	34	5	1	6	6	8	1	0	1	0
2012-13	Davos	Swiss	49	16	11	27	20	7	0	2	2	0
2013-14	Davos	Swiss	41	7	10	17	30	—	—	—	—	—
2014-15	Davos	Swiss	47	11	14	25	18	13	3	2	5	2
2015-16	Lugano	Swiss	46	17	14	31	47	13	4	3	7	6
2016-17	Lugano	Swiss	45	12	16	28	26	11	1	1	2	2
2017-18	Lugano	Swiss	45	22	17	39	22	18	14	7	21	8
2018-19	Lugano	Swiss	50	30	21	51	24	4	2	2	4	2
2019-20	EV Zug	Swiss	50	24	23	47	40	—	—	—	—	—
Swiss Totals (11 seasons)			449	147	136	283	235	92	26	21	47	24

June 25, 2011 — Selected by the Carolina Hurricanes in the 2011 NHL Draft. Fourth round, 103rd overall.

CAREER

Selected by the Hurricanes in the fourth round, 103rd overall, in the 2011 NHL Draft... Was ranked 11th among European skaters by Central Scouting heading into the 2011 NHL Entry Draft... Has represented Switzerland in a number of international tournaments... Ranked tied for fourth with five goals in six games at the 2010 U-18 World Junior Championship in Belarus, helping the Swiss to a fifth-place finish — their best result at the tournament in 10 years... Scored two of Switzerland's eight goals in an 8-3 victory against Canada West in the bronze medal game of the 2010 World Junior A Challenge in Penticton, British Columbia, finishing the tournament ranked second among all skaters in goals (4) and tied for third in points (6)... Was tied for second among Swiss skaters with four points (1g, 3a) at the 2011 World Junior Championship in Buffalo, as Switzerland advanced to the medal round before falling to Canada in the quarterfinals... Totaled two points (1g, 1a) in six games during the 2012 World Junior Championship in Canada... Earned two points (1g, 1a) in seven games for Switzerland at the 2016 IIHF World Championship... Represented Switzerland at the 2018 Winter Olympic Games in PyeongChang... Won a silver medal with Switzerland at the 2018 IIHF World Championship... Scored three goals in eight games at the 2019 IIHF World Championship... **2011-12:** Tallied six points (5g, 1a) in 34 games with HC Ambri-Piotta, skating as a 19-year-old in Switzerland's National League... **2012-13:** Established Swiss National League career highs in games played (49), goals (16) and points (27)... **2013-14:** Totaled 17 points (7g, 10a) during his second

season with Davos... **2014-15:** Totaled 11 goals and a career-high 14 assists for Davos... **2015-16:** Established career highs in goals (17) and points (31) in his first season with HC Lugano... Had seven points (4g, 3a) in 13 playoff games as Lugano advanced to the championship before falling to SC Bern... **2016-17:** Recorded 28 points (12g, 16a) in 45 games with HC Lugano of Switzerland's National League A... Posted a career high in assists... Ranked fourth on the team in points and goals and tied for fifth in assists... Earned two points (1g, 1a) in 11 playoff games as Lugano fell to league-champion SC Bern in the semifinals... **2017-18:** Registered 39 points (22g, 17a) in 45 games with Lugano... Ranked tied for third in the league in goals... Posted career highs in goals, assists and points... Recorded 21 points (14g, 7a) in 18 playoff games as Lugano fell to the Zurich Lions in seven games in the finals... Led the league in goals and ranked second in points during the playoffs... **2018-19:** Completed his 10th NLA season with HC Lugano... Tallied 51 points (30g, 21a) in 50 games... Led NLA in goals and finished third in points... Became first NLA player to score 30 goals in a season since 2014-15... Set new career highs in games played, goals, assists and points... **2019-20:** Posted 47 points (24g, 23a) in 50 games during 11th NLA season and first with EV Zug... Established career high in assists... Finished second in NLA in goals and fourth in points... Led team in goals and points and ranked tied for third in assists... Added nine points (7g, 2a) in 10 Champions Hockey League games... Recorded third consecutive 20-goal season.



ANTTONI HONKA 84

Defenseman • Shoots Right

5'10" • 179 lbs.

10/5/00 • Jyvaskyla, Finland

Acquired: 2019 NHL Draft

2019-20 Team: JYP (Finland)

Drafted: Carolina 2019 (3-83)

CAREER STATS

YEAR	TEAM	LEAGUE	REGULAR SEASON					PLAYOFFS				
			GP	G	A	P	PIM	GP	G	A	P	PIM
2016-17	JYP Jr.	Finland Jr.	26	2	7	9	6	3	0	1	1	0
2017-18	JYP	Finland	20	2	7	9	2	—	—	—	—	—
	KuPa HT	Finland-2	7	0	3	3	8	5	1	2	3	4
	JYP Jr.	Finland Jr.	28	4	13	17	22	2	0	1	1	0
2018-19	JYP	Finland	16	1	3	4	6	—	—	—	—	—
	Jukurit	Finland	11	2	2	4	6	—	—	—	—	—
	KuPa HT	Finland-2	11	2	5	7	10	17	3	8	11	6
	JYP U20	Finland Jr.	6	2	7	9	2	—	—	—	—	—
2019-20	JYP	Finland	43	3	16	19	8	—	—	—	—	—
Finland Totals (3 seasons)			90	8	28	36	22	—	—	—	—	—

June 22, 2019 — Selected by the Carolina Hurricanes in the 2019 NHL Draft. Third round, 83rd overall.

CAREER

Selected by the Hurricanes in the third round, 83rd overall, in the 2019 NHL Draft... Represented Finland at the 2018 IIHF Under-18 World Championship and the 2019 IIHF World Junior Championship, winning gold at both events... Represented Finland at the 2020 IIHF World Junior Championship, recording two points (1g, 1a) in seven games... **2016-17:** Made Jr. A SM-liiga debut, skating in 26 games with JYP U20 and registering nine points (2g, 7a)... Added one assist in three playoff games... **2017-18:** Recorded 17 points (4g, 13a) in 28 Jr. A SM-liiga games with JYP U20... Made Mestis debut and tallied three assists in seven games with KuPa HT... Made Liiga debut for JYP, tallying nine points in 20 games... Played first Liiga game vs. SaiPa (10/17)... Recorded first Liiga points with two assists at KalPa (10/20)... Scored first Liiga goal and added an assist at TPS (10/28)... Posted a four-game Liiga point streak from 1/19-1/26 (1g, 3a)... Registered one assist in two Jr. A

SM-liiga playoff games and three points (1g, 2a) in five Mestis playoff games... **2018-19:** Recorded nine points (2g, 7a) in six Jr. A SM-liiga games with JYP U20... Tallied seven points (2g, 5a) in 11 Mestis games with KuPa HT... Skated in 27 Liiga games split between JYP and Jukurit, posting eight points (3g, 5a)... Registered three points (1g, 2a) at Ilves (9/15)... Recorded two points (1g, 1a) vs. Sport (2/16)... Tallied 11 points (3g, 8a) in 17 playoff games with KuPa HT as they advanced to the Mestis Final... **2019-20:** Registered 19 points (3g, 16a) in 43 Liiga games with JYP... Established career highs in games played, assists and points... Tied career high in goals... Led team defensemen in assists and points... Earned a three-game point/assist streak from 10/26-11/2 (1g, 3a)... Posted two points (1g, 1a) at Assat (10/26)... Tallied two points (1g, 1a) at Pelicans (12/5)... Recorded two assists at HIFK (3/12).



SETH JARVIS 26

Center • Shoots Right

5'10" • 175 lbs.

2/1/02 • Winnipeg, Man.

Acquired: 2020 NHL Draft

2019-20 Team: Portland (WHL)

Drafted: Carolina 2020 (1-13)

CAREER STATS

YEAR	TEAM	LEAGUE	REGULAR SEASON					PLAYOFFS				
			GP	G	A	P	PIM	GP	G	A	P	PIM
2017-18	Portland	WHL	11	0	2	2	0	—	—	—	—	—
2018-19	Portland	WHL	61	16	23	39	19	5	0	2	2	4
2019-20	Portland	WHL	58	42	56	98	24	—	—	—	—	—
WHL Totals (3 seasons)			130	58	81	139	43	5	0	2	2	5

October 6, 2020 — Selected by the Carolina Hurricanes in the 2020 NHL Draft. First round, 13th overall.

CAREER

Selected by the Hurricanes in the first round, 13th overall, in the 2020 NHL Draft... Has represented Canada at multiple tournaments... Represented Canada at the 2018 World Under-17 Hockey Challenge, recording five points (2g, 3a) in six games... Tallied four points (2g, 2a) in five games at the 2019 Hlinka Gretzky Cup, helping Team Canada earn the silver medal... **2017-18:** Registered two assists in 11 games with the Portland Winterhawks of the Western Hockey League (WHL)... Made his WHL debut vs. Spokane (12/16)... Earned his first WHL point with an assist at Tri-City (12/29)... Tallied an assist vs. Kamloops (1/28)... **2018-19:** Recorded 39 points (16g, 23a) in 61 games with Portland... Ranked sixth on the team in goals, seventh in points and tied for seventh in assists... Ranked tied for seventh among WHL rookies in goals, tied for eighth in points and tied for ninth in assists... Scored two goals, marking his first WHL goals, in his season debut at Seattle (9/22)... Tallied two points (1g, 1a) vs. Spokane (12/1)... Earned two points (1g, 1a) at Victoria (12/12)... Recorded a season-long five-game point streak from 12/29-1/8 (4g, 1a)... Tallied two assists at Seattle (2/8)... Earned two points (1g, 1a) at Vancouver (2/18)... Tallied two assists in five playoff games... **2019-20:** Registered 98

points (42g, 56a) in 58 games with the Winterhawks... Set career highs in goals, assists and points... Ranked second in the WHL in points, third in goals and tied for fifth in assists... Received the 2019-20 Brad Hornung Trophy, awarded annually to the WHL's most sportsmanlike player... Recorded a point in 45 of 58 games and posted 28 multi-point games... Recorded three points (2g, 1a) vs. Kamloops (11/3)... Recorded his first career hat trick vs. Tri-City (1/4)... Earned four points (1g, 3a) vs. Spokane (1/7)... Registered a career-high five points (1g, 4a) at Victoria (1/11)... Tallied three points (2g, 1a) vs. Kelowna (1/18)... Tied his career high with five points (2g, 3a) vs. Tri-City (1/24)... Registered four points (2g, 2a) at Seattle (1/25)... Posted a 10-game point streak from 1/3-1/31 (11g, 18a)... Named the WHL Player of the Week twice in January (1/12, 1/26)... Named the WHL Player of the Month for January... Tallied three assists vs. Spokane (2/4)... Tied his career high with five points (1g, 4a) vs. Moose Jaw (2/16)... Named the WHL Player of the Week (2/16)... Recorded a hat trick at Seattle (2/29)... Recorded an 11-game point streak from 2/4-2/29 (14g, 13a).



OLIWER KASKI 46

Defenseman • Shoots Right

6'3" • 195 lbs.

9/4/95 • Pori, Finland

Acquired: 12/12/19, Trade with Detroit

2019-20 Teams: Grand Rapids/Charlotte (AHL)

Drafted: Undrafted

CAREER STATS

YEAR	TEAM	LEAGUE	REGULAR SEASON					PLAYOFFS				
			GP	G	A	P	PIM	GP	G	A	P	PIM
2013-14	Assat Jr.	Finland Jr.	37	10	7	17	10	7	1	1	2	0
2014-15	Assat Jr.	Finland Jr.	48	10	27	37	12	4	0	1	1	0
2015-16	Western Michigan	NCHC	31	4	8	12	4	—	—	—	—	—
2016-17	Western Michigan	NCHC	1	0	0	0	0	—	—	—	—	—
	HIFK	Finland	36	2	4	6	0	12	1	1	2	0
	Kiekko-Vantaa	Finland-2	3	0	1	1	2	—	—	—	—	—
	HIFK Jr.	Finland Jr.	3	3	2	5	2	—	—	—	—	—
2017-18	HIFK	Finland	49	9	7	16	10	13	3	4	7	0
2018-19	Pelicans	Finland	59	19	32	51	10	6	2	2	4	0
2019-20	Grand Rapids	AHL	19	2	3	5	12	—	—	—	—	—
	Charlotte	AHL	35	11	9	20	2	—	—	—	—	—
AHL Totals (1 season)			54	13	12	25	14	—	—	—	—	—

December 12, 2019 — Acquired by the Carolina Hurricanes from the Detroit Red Wings in exchange for Kyle Wood.

CAREER

Acquired by Carolina from Detroit in exchange for Kyle Wood on 12/12/19... Represented Finland at the 2019 IIHF World Championships, recording two assists in 10 games and winning gold... Registered 73 points (30g, 43a) in 144 Liiga games from 2016-19 with HIFK and Pelicans... **2013-14:** Posted 17 points (10g, 7a) in 37 Jr. A SM-liiga games with Assat U20... Ranked tied for fifth among league defensemen in goals... Added two points (1g, 1a) in seven playoff games... **2014-15:** Tallied 37 points (10g, 27a) in 48 Jr. A SM-liiga games with Assat U20... Among league defensemen, ranked third in points, tied for fourth in goals and fifth in assists... Ranked second on team in assists and fifth in points... Added one assist in four playoff games... **2015-16:** Recorded 12 points (4g, 8a) in 31 NCAA games during freshman season at Western Michigan... Made collegiate debut at Ferris State (10/10)... Registered two points (1g, 1a) for first career collegiate points vs. Bowling Green (10/13)... Earned a three-game assist streak from 10/24-10/31 (3a)... Posted three points (2g, 1a) vs. Colorado College (12/11)... **2016-17:** Began the season with Western Michigan (NCAA), skating in one game before signing a professional contract with HIFK (11/1)... Tallied five points (3g, 2a) in three Jr. A SM-liiga games with HIFK U20... Earned one assist in three Mestis games on loan with Kiekko-Vantaa... Registered six points (2g, 4a) in 36 Liiga games with HIFK... Made Liiga debut vs. TPS (11/18)... Recorded first career Liiga point (assist) at Jukurit (11/24)... Scored first career Liiga goal at Pelicans (12/3)... Posted two points (1g, 1a) vs. HPK (1/24)... Added two points (1g, 1a) in 12 Liiga playoff games... Made Liiga playoff debut and earned first career Liiga playoff point (assist) at Karpat (3/15)... Scored first career Liiga playoff goal vs. TPS (3/23)... **2017-18:** Posted 16 points (9g, 7a) in 49 Liiga games with HIFK... Ranked second among team defensemen in goals... Scored two goals at Karpat (11/17)... Earned a four-game point streak from 12/1-12/9 (3g, 1a)... Posted a three-game point streak from 1/11-1/16 (1g, 2a)... Scored two goals at KalPa (1/20)... Tallied two assists vs. JYP (2/2)... Added seven points (3g, 4a) in 13 Liiga playoff games... Earned a three-game playoff point streak from 3/24-3/28 (2g, 2a)... Scored two goals at JYP (3/24)... **2018-19:** Recorded 51 points (19g, 32a) in 59 Liiga games with Pelicans... Led all Liiga defensemen in goals and points...

Finished second among league defensemen in assists... Recorded the third-most points by a defenseman in Liiga history... Ranked tied for sixth among all league skaters in points... Led team in goals and points and ranked second in assists... Named Liiga Best Defenseman and Best Regular Season Player... Selected to Liiga All-Star Team... Named Liiga Player of the Month for January... Opened the season with a three-game point streak from 9/14-9/21 (2g, 1a)... Posted two points (1g, 1a) at TPS (9/29)... Played 100th career Liiga game vs. KalPa (10/26)... Tallied two points (1g, 1a) vs. HPK (11/16)... Recorded two points (1g, 1a) at KooKoo (11/24)... Earned a three-game point streak from 12/8-12/14 (1g, 4a)... Registered three assists at SaiPa (12/14)... Posted four straight multi-point games from 1/12-1/25 (6g, 4a)... Tallied two assists at KooKoo (1/12)... Recorded three points (2g, 1a) vs. TPS (1/18)... Registered three points (2g, 1a) at Sport (1/23)... Scored two goals at SaiPa (1/25)... Earned a three-game point streak from 1/30-2/2 (3g, 3a)... Posted two assists vs. Karpat (1/30)... Tallied three points (2g, 1a) vs. Tappara (2/2)... Recorded two assists vs. KooKoo (2/15)... Registered two assists vs. Assat (2/22)... Earned a five-game point streak from 2/27-3/9 (3g, 4a)... Posted two assists vs. JYP (3/2)... Tallied two points (1g, 1a) at KalPa (3/9)... Added four points (2g, 2a) in six Liiga playoff games... Scored two goals vs. HIFK (3/21)... Signed a one-year, entry-level contract with Detroit (5/28)... **2019-20:** Recorded 25 points (13g, 12a) in 54 AHL games with Grand Rapids and Charlotte... Finished second in the AHL in goals by a defenseman... Registered five points (2g, 3a) in 19 games with Grand Rapids... Posted 20 points (11g, 9a) in 35 games with Charlotte... Led Checkers defensemen in goals and power-play goals (6)... Began the season with Grand Rapids... Played first career AHL game and scored first career AHL goal at Chicago (10/5)... Tallied two points (1g, 1a) vs. Texas (10/26)... Traded to Carolina from Detroit in exchange for Kyle Wood (12/12)... Recorded an assist in Checkers debut vs. Hartford (12/17)... Registered two points vs. Hartford (12/18)... Earned a four-game point streak from 1/11-1/18 (3g, 4a)... Posted two assists at Bridgeport (1/11)... Scored two goals vs. Hershey (1/14)... Tallied two assists vs. Toronto (1/18)... Recorded three points (1g, 2a) vs. Hartford (2/7)... Earned a three-game point streak from 2/21-2/25 (2g, 1a).



JOEY KEANE 44

Defenseman • Shoots Right

6'0" • 187 lbs.

7/2/99 • Chicago, Ill.

Acquired: 2/18/20, Trade with NY Rangers

2019-20 Teams: Hartford/Charlotte (AHL)

Drafted: NY Rangers 2018 (3-88)

CAREER STATS

YEAR	TEAM	LEAGUE	REGULAR SEASON					PLAYOFFS				
			GP	G	A	P	PIM	GP	G	A	P	PIM
2015-16	Dubuque	USHL	55	2	9	11	51	12	1	1	2	2
2016-17	Barrie	OHL	67	1	18	19	61	—	—	—	—	—
2017-18	Barrie	OHL	62	12	32	44	52	12	0	7	7	8
2018-19	Barrie	OHL	29	4	16	20	46	—	—	—	—	—
	London	OHL	37	4	15	19	57	11	0	5	5	6
2019-20	Hartford	AHL	49	8	22	30	32	—	—	—	—	—
	Charlotte	AHL	9	1	6	7	4	—	—	—	—	—
AHL Totals (1 season)			58	9	28	37	36	—	—	—	—	—

June 23, 2018 — Selected by the New York Rangers in the 2018 NHL Draft. Third round, 88th overall.

February 18, 2020 — Acquired by the Carolina Hurricanes from the New York Rangers in exchange for Julien Gauthier.

CAREER

Acquired by Carolina from NY Rangers in exchange for Julien Gauthier on 2/18/20...

2015-16: Posted 11 points (2g, 9a) in 55 USHL games with Dubuque... Made USHL debut vs. Madison (9/26)... Earned first career USHL point (assist) at Chicago (11/27)... Scored first career USHL goal vs. Cedar Rapids (3/26)... Recorded a five-game point streak from 3/26-4/8 (2g, 3a)... Added two points (1g, 1a) in 12 USHL playoff games... Made USHL playoff debut at Green Bay (4/17)... Scored first career USHL playoff goal at Bloomington (5/6)... **2016-17:** Tallied 19 points (1g, 18a) in 67 OHL games with Barrie... Finished seventh among OHL rookie defensemen in points... Made OHL debut at Kingston (9/23)... Earned first career OHL point (assist) at Sarnia (10/14)... Registered two assists vs. Sudbury (11/17)... Posted two assists at Hamilton (1/20)... Tallied two assists vs. North Bay (2/18)... Earned a three-game point streak from 3/10-3/15 (1g, 2a)... Scored first career OHL goal at Sudbury (3/10)... **2017-18:** Recorded 44 points (12g, 32a) in 62 OHL games with Barrie... Led Colts defensemen in goals, assists and points... Named OHL Third Team All-Star... Registered two points (1g, 1a) vs. Sault Ste. Marie (9/28)... Earned a four-game point streak from 11/3-11/11 (3g, 4a)... Posted two assists at Ottawa (11/3)... Tallied two points (1g, 1a) at Peterborough (11/4)... Recorded two points (1g, 1a) vs. Niagara (11/11)... Earned a three-game point streak from 11/25-11/30 (1g, 2a)... Played 100th career OHL game at Niagara (12/16)... Registered a four-game point/assist streak from 12/16-12/31 (1g, 4a)... Posted two points (1g, 1a) vs. Owen Sound (12/31)... Tallied four assists at Sudbury (1/26)... Earned a four-game point streak from 2/10-2/17 (2g, 3a)... Recorded two points (1g, 1a) vs. Niagara (2/17)... Registered three points (1g, 2a) vs. Sudbury (3/17)... Added seven assists in 12 OHL playoff games... Led team defensemen in playoff assists and points... Made OHL playoff debut vs. Mississauga (3/22)... Posted first career OHL playoff point (assist) vs. Mississauga (3/26)... Earned assists in three straight playoff games from 3/29-4/1 (4a)...

Tallied two assists at Mississauga (3/29)... **2018-19:** Recorded 39 points (8g, 31a) in 66 OHL games with Barrie and London... Began the season with Barrie... Opened the regular season with a three-game point streak from 9/20-9/27 (1g, 4a)... Registered three assists vs. Sudbury (9/27)... Earned a three-game point streak from 10/4-10/7 (1g, 2a)... osted two assists at Sarnia (11/1)... Tallied a three-game assist streak from 11/10-11/15 (3a)... Recorded two assists vs. Mississauga (11/29)... Registered two points (1g, 1a) at Sault Ste. Marie (12/9)... Traded to London (12/28)... Earned points in each of his first nine games with the Knights from 12/28-1/13 (2g, 8a)... Posted two points (1g, 1a) vs. Sarnia (12/31)... Scored a goal for 100th career OHL point at Hamilton (3/2)... Tallied two assists at Saginaw (3/16)... Added five assists in 11 OHL playoff games... Recorded two assists vs. Windsor (3/24)... Registered two assists at Guelph (4/8)... **2019-20:** Posted 37 points (9g, 28a) in 58 AHL games with Hartford and Charlotte during first professional season... Named to AHL All-Rookie Team... Named to 2020 AHL All-Star Classic... Among all AHL defensemen, finished tied for seventh in points, tied for eighth in assists and tied for ninth in goals... Began the season with Hartford... Made AHL debut and scored first career AHL goal vs. Charlotte (10/5)... Earned a three-game point streak from 10/19-10/26 (2g, 2a)... Tallied two points (1g, 1a) at Binghamton (10/19)... Recorded a four-game point streak from 11/1-11/9 (2g, 2a)... Registered assists in four straight games from 12/1-12/8 (4a)... Earned a three-game assist streak from 12/13-12/17 (4a)... Posted two assists at Charlotte (12/17)... Tallied three points (1g, 2a) vs. Springfield (1/31)... Recorded two assists at Lehigh Valley (2/15)... Traded to Carolina from NY Rangers in exchange for Julien Gauthier (2/18)... Registered two points (1g, 1a) at Binghamton (2/22)... Posted two assists at Lehigh Valley (2/28)... Finished the season with a three-game assist streak from 3/7-3/11 (3a).



LENNI KILLINEN 54

Right Wing • Shoots Left
6'2" • 180 lbs.
6/15/00 • Espoo, Finland
Acquired: 2018 NHL Draft
2019-20 Team: Assat (Finland)
Drafted: Carolina 2018 (4-104)

CAREER STATS

YEAR	TEAM	LEAGUE	REGULAR SEASON					PLAYOFFS				
			GP	G	A	P	PIM	GP	G	A	P	PIM
2016-17	Blues Jr.	Finland Jr.	2	1	0	1	0	—	—	—	—	—
2017-18	Espoo United	Finland-2	10	2	2	4	6	—	—	—	—	—
	Blues Jr.	Finland Jr.	38	13	28	41	10	4	0	0	0	0
2018-19	Assat	Finland	32	3	8	11	8	—	—	—	—	—
2019-20	Assat	Finland	43	7	10	17	12	—	—	—	—	—
Finland Totals (2 seasons)			75	10	18	28	20	—	—	—	—	—

June 23, 2018 — Selected by the Carolina Hurricanes in the 2018 NHL Draft. Fourth round, 104th overall.

CAREER

Selected by the Hurricanes in the fourth round, 104th overall, in the 2018 NHL Draft... Ranked 36th among European skaters by NHL Central Scouting... Represented Finland at the 2020 IIHF World Junior Championship, recording two assists in seven games... **2016-17:** Spent the majority of the season at the Junior B level in Finland with Blues U18, where he recorded 30 points (16g, 14a) in 33 games... Played two games in the Jr. A SM-liiga with Blues U20, scoring one goal in two games... **2017-18:** Played 10 games in Finland's second division (Mestis) for Espoo United, posting four points (2g, 2a)... Skated in 38 Jr. A SM-liiga games with Blues U20, finishing third on the team in assists (28) and fourth in goals (13) and points (41)... Also skated in four playoff games for Blues U20... Won a gold medal with Finland at the IIHF U18 World Championship... Signed a contract with Assat (Liiga) on 5/2... **2018-19:** Completed his first Liiga season with Assat... Registered 11 points (3g, 8a) in 32 games... Made Liiga debut at Lukko (9/14)... Recorded first career Liiga point with a goal vs. TPS (10/3)... Posted two assists vs. KalPa (11/3)... Scored a power-play goal vs. HIFK (2/23)... Registered a three-game point/assist streak from 3/2-3/8 (1g, 3a)... Tallied two points (1g, 1a) at Sport (3/8)... **2019-20:** Posted 17 points (7g, 10a) in 43 Liiga games with Assat... Established career highs in games played, goals, assists and points... Tallied two assists vs. HPK (10/5)... Earned a three-game point streak from 11/28-12/5 (2g, 2a)... Recorded two points (1g, 1a) at Lukko (11/30)... Registered two points (1g, 1a) at JYP (2/26).



PYOTR KOCHETKOV 90

Goaltender • Catches Left
6'3" • 205 lbs.
6/25/99 • Kazan, Russia
Acquired: 2019 NHL Draft
2019-20 Teams: SKA St. Petersburg/HC Vityaz (KHL),
SKA-Neva (Russia-2), Russkie Vityazi (Russia Jr.)
Drafted: Carolina 2019 (2-36)

CAREER STATS

YEAR	TEAM	LEAGUE	REGULAR SEASON						PLAYOFFS					
			GP	MIN	GA	SO	GAA	W-L-OT	GP	MIN	GA	SO	GAA	W-L
2016-17	Dizel Penza	Russia-2	8	212	8	0	2.27	1-2-0	—	—	—	—	—	—
2017-18	Kapitan Stupino	Russia Jr.	31	—	100	0	3.28	6-21-3	—	—	—	—	—	—
2018-19	HC Sochi	KHL	2	117	5	0	2.57	0-2-0	—	—	—	—	—	—
	HC Ryazan	Russia-2	18	985	35	2	2.13	8-7-3	3	187	5	0	1.61	0-3
2019-20	SKA St. Petersburg	KHL	6	344	15	0	2.62	3-3-0	—	—	—	—	—	—
	HC Vityaz	KHL	8	330	17	0	3.09	1-5-0	—	—	—	—	—	—
	SKA-Neva	Russia-2	2	123	4	0	1.95	1-1-0	—	—	—	—	—	—
	Russkie Vityazi	Russia Jr.	2	120	7	0	3.50	1-1-0	—	—	—	—	—	—
KHL Totals (2 seasons)			16	791	37	0	2.81	4-10-0	—	—	—	—	—	—

June 22, 2019 — Selected by the Carolina Hurricanes in the 2019 NHL Draft. Second round, 36th overall.

CAREER

Selected by the Hurricanes in the second round, 36th overall, in the 2019 NHL Draft... Represented Russia at the 2019 IIHF World Junior Championship, winning bronze... Named Best Goaltender at the 2019 WJC after posting a 4-1 record, 1.45 goals-against average and .953 save percentage... **2016-17:** Appeared in eight VHL games with Dizel Penza, tallying a 1-2-0 record, a 2.27 goals-against average and a .918 save percentage... **2017-18:** Posted a 6-21-3 record, with a 3.28 goals-against average and a .917 save percentage in 31 MHL games with Kapitan Stupino... **2018-19:** Appeared in two KHL games with HC Sochi, earning an 0-2-0 record with a 2.57 goals-against average and a .911 save percentage... Made 26 saves in KHL debut vs. Jokerit (10/1)... Stopped 25 of 26 shots faced vs. Neftekhimik (1/23)... Posted an 8-7-3 record, with a 2.13 goals-against average and a .930 save percentage and two shutouts in 18 VHL games with HC Ryazan... **2019-20:** Split the season between SKA St. Petersburg (KHL), HC Vityaz (KHL), SKA-Neva (VHL) and Russkie Vityazi (MHL)... Earned a 1-1-0 record, 1.95 goals-against average and .940 save percentage in 2 VHL games... Registered a 1-1 record, 3.50 goals-against average and .908 save percentage in 2 MHL games... Posted a 4-8 record, 2.85 goals-against average and .905 save percentage in 14 KHL games... Stopped 26 of 27 shots to earn the win in KHL season debut at Metallurg Magnitogorsk (9/2)... Made 16 saves in win at Traktor Chelyabinsk (9/4)... Made 15 saves in win vs. Sibir Novosibirsk (9/10)... Traded to HC Vityaz (10/18)... Stopped 32 of 33 shots faced in win vs. Dinamo Riga (11/22).



JAKE KUCHARSKI 40

Goaltender • Catches Left

6'4" • 215 lbs.

9/25/99 • Erie, Pa.

Acquired: 2018 NHL Draft

2019-20 Team: Providence (Hockey East)

Drafted: Carolina 2018 (7-197)

CAREER STATS

YEAR	TEAM	LEAGUE	REGULAR SEASON						PLAYOFFS					
			GP	MIN	GA	SO	GAA	W-L-OT	GP	MIN	GA	SO	GAA	W-L
2016-17	Austin	NAHL	34	1,923	106	0	3.31	13-13-5	—	—	—	—	—	—
	Des Moines	USHL	2	86	7	0	4.90	0-1-0	—	—	—	—	—	—
2017-18	Des Moines	USHL	26	1,264	75	0	3.56	8-13-2	—	—	—	—	—	—
2018-19	Des Moines	USHL	1	60	5	0	5.00	1-0-0	—	—	—	—	—	—
	Omaha	USHL	8	356	23	0	3.87	2-4-1	—	—	—	—	—	—
2019-20	Providence	Hockey East	—	—	—	—	—	—	—	—	—	—	—	—
USHL Totals (3 seasons)			37	1,766	110	0	3.74	11-18-3	—	—	—	—	—	—

June 23, 2018 — Selected by the Carolina Hurricanes in the 2018 NHL Draft. Seventh round, 197th overall.

CAREER

Selected by the Hurricanes in the seventh round, 197th overall, in the 2018 NHL Draft... Ranked 21st among North American goalies by NHL Central Scouting... **2016-17:** Spent the majority of the season with the Austin Bruins (NAHL)... Appeared in a team-high 34 games in net, posting a 13-13-5 record with a 3.31 goals-against average and .894 save percentage... Also played two games with Des Moines (USHL), going 0-1-0 with a 4.90 goals-against average and .741 save percentage... Made his NAHL debut with 21 saves in a relief appearance at Topeka (9/21)... Made 40 saves at Lone Star (9/24)... Stopped 42 of 44 shots faced at Janesville (11/23)... Won three straight starts from 11/23-12/2... Played his first USHL game with Des Moines at Sioux Falls (12/9)... Stopped all 20 shots faced in 47:15 of relief at Minot (2/25)... **2017-18:** Led Des Moines (USHL) in games played (26) while posting a 8-13-2 record along

with a 3.56 goals-against average and .881 save percentage... Registered his first USHL win at Madison (10/6)... Stopped 44 of 46 shots faced in a win at Fargo (11/9)... Made 31 saves on 32 shots in a win vs. Tri-City (11/18)... Saved all 17 shots faced in 42:12 of relief at Omaha (1/19)... **2018-19:** Completed his third USHL season... Appeared in nine USHL games with Des Moines and Omaha, registering a 3-4-1 record, 4.03 goals-against average and .855 save percentage... Began the season with Des Moines... Made 22 saves to earn the win in season debut at Chicago (9/28)... Traded to Omaha (10/10)... Made 22 saves to earn the win in Omaha debut vs. Fargo (10/12)... Made 31 saves in win at Central Illinois (12/9)... **2019-20:** Did not appear in any games for Providence College... Named to Hockey East All-Academic team... Expected to attend American International College next season.



JACK LaFONTAINE 80

Goaltender • Catches Left

6'2" • 204 lbs.

1/6/98 • Mississauga, Ont.

Acquired: 2016 NHL Draft

2019-20 Team: Minnesota (Big Ten)

Drafted: Carolina 2016 (3-75)

CAREER STATS

YEAR	TEAM	LEAGUE	REGULAR SEASON						PLAYOFFS					
			GP	MIN	GA	SO	GAA	W-L-OT	GP	MIN	GA	SO	GAA	W-L
2014-15	Georgetown	OJHL	30	1,635	58	2	2.13	20-6-0	8	430	17	2	2.37	4-4
2015-16	Janesville	NAHL	41	2,356	85	4	2.16	24-8-7	4	286	9	0	1.89	1-1
2016-17	Michigan	Big Ten	11	594	33	0	3.34	1-7-1	—	—	—	—	—	—
2017-18	Michigan	Big Ten	11	530	31	0	3.51	4-4-0	—	—	—	—	—	—
2018-19	Penticton	BCHL	45	2,686	98	3	2.19	30-13-1	6	357	12	0	2.02	2-4
2019-20	Minnesota	Big Ten	25	1,390	59	0	2.55	9-9-6	—	—	—	—	—	—
NCAA Totals (3 seasons)			47	2,514	123	0	2.94	14-20-7	—	—	—	—	—	—

June 25, 2016 — Selected by the Carolina Hurricanes in the 2016 NHL Draft. Third round, 75th overall.

CAREER

Selected by the Hurricanes in the third round, 75th overall, in the 2016 NHL Draft... Was ranked 13th among North American netminders by NHL Central Scouting heading into the draft... His uncle, Brian Bradley, was drafted by the Calgary Flames in 1983 and played in 651 career games with the Flames, Vancouver Canucks, Toronto Maple Leafs and Tampa Bay Lightning... Played in the 2013-14 OHL Cup Showcase... **2014-15:** Played for the Georgetown Raiders of the Ontario Junior Hockey League (OJHL), going 20-6-0 with a 2.13 goals-against average and .923 save percentage in 30 regular-season games... Was named to the 2015 OJHL All-Prospects First Team and attended the Canada U-17 Summer Camp... **2015-16:** Was 24-8-7 with a 2.16 goals-against average and .921 save percentage in 41 regular season games for the Janesville Jets of the North American Hockey League (NAHL)... Was named NAHL Midwest Division Goaltender of the Year... Was chosen for the NAHL Selects team for the league's Top Prospects Tournament, winning his only start by stopping 30 of 32 pucks... Posted a 2.89 goals-against average and .926 save percentage during the Robertson Cup playoffs... **2016-17:** Posted a 1-7-1 record with a 3.34 goals-against average and a .911 save percentage in 11 games as a freshman at the University of Michigan (Big Ten)... Won his first career NCAA start with 28 saves in a 2-1 victory vs. Ferris State (10/15)... Stopped 42 of 45 shots as well as making one save in shootout in tie vs. Michigan Tech (10/22)... Stopped a career-high 53 shots in loss at Penn State (12/2)... **2017-18:** Posted a 4-4-0 record with a 3.51 goals-against average and a .889 save percentage in 11 games as a sophomore with

Michigan... Named to the Big Ten All-Academic Team... Stopped 22 of 23 shots in Michigan's season opening 3-1 win at St. Lawrence (10/6)... Made 49 saves at Penn State (10/27)... Stopped all 18 shots faced in relief action vs. Wisconsin (2/3)... **2018-19:** Registered a 30-13-1 record with three shutouts, a 2.19 goals-against average and a .923 save percentage in 45 BCHL games with Penticton... Finished tied for the league lead in save percentage and ranked second in wins and goals-against average... Named BCHL Goaltender of the Year... Posted back-to-back shutouts vs. Alberni Valley (9/29) and vs. Vernon (10/5)... Won six straight starts from 11/2-11/23... Recorded a season-high 45 saves in win at West Kelowna (12/22)... Won eight straight starts from 1/6-2/1... Registered a 23-save shutout vs. Salmon Arm (2/23)... Posted a 2-4 record, 2.02 goals-against average and .924 save percentage in six playoff games... **2019-20:** Registered a 9-9-6 record, 2.55 goals-against average and .919 save percentage in 25 NCAA games during junior season at Minnesota... Led Golden Gophers in appearances, wins and save percentage... Made 25 saves in win vs. Niagara (10/18)... Stopped 34 of 35 shots faced in win vs. Wisconsin (11/22)... Made 28 saves in win vs. Bemidji State (12/28)... Stopped 24 of 25 shots faced in win vs. St. Cloud State (12/29)... Named Most Valuable Player of Mariucci Classic (12/28-12/29)... Named Big Ten Second Star of the Week (1/7)... Posted back-to-back wins vs. Ohio State (1/24-1/25)... Made 24 saves in win at Notre Dame (2/15)... Made 54 saves in tie at Penn State (2/21)... Closed out the season with back-to-back wins in Big Ten Quarterfinals vs. Notre Dame (3/7-3/8).



EETU MAKINIEMI 60

Goaltender • Catches Left
6'2" • 176 lbs.

4/19/99 • Vantaa, Finland

Acquired: 2017 NHL Draft

**2019-20 Teams: Ilves (Finland), KOOVEE (Finland -2),
 Ilves Jr. (Finland Jr.)**

Drafted: Carolina 2017 (4-104)

CAREER STATS

YEAR	TEAM	LEAGUE	REGULAR SEASON						PLAYOFFS					
			GP	MIN	GA	SO	GAA	W-L-OT	GP	MIN	GA	SO	GAA	W-L
2014-15	Jokerit U18	Finland U18	2	—	—	—	—	—	—	—	—	—	—	—
2015-16	Jokerit U18	Finland U18	24	—	—	—	—	—	—	—	—	—	—	—
2016-17	Jokerit Jr.	Finland Jr.	26	—	—	—	2.68	—	—	—	—	—	—	—
	Jokerit U18	Finland U18	4	—	—	—	—	—	—	—	—	—	—	—
2017-18	Jokerit Jr.	Finland Jr.	35	—	—	—	3.03	—	—	—	—	—	—	—
2018-19	Kiekko-Vantaa	Finland-2	13	—	—	—	2.92	—	—	—	—	—	—	—
	Jokerit Jr.	Finland Jr.	1	—	—	—	9.00	—	—	—	—	—	—	—
2019-20	Ilves	Finland	7	352	9	0	1.53	2-0-4	—	—	—	—	—	—
	KOOVEE	Finland-2	27	1,592	80	1	3.01	14-4-8	—	—	—	—	—	—
	Ilves U20	Finland Jr.	1	—	—	—	3.00	—	—	—	—	—	—	—
Finland Totals (1 season)			7	352	9	0	1.53	2-0-4	—	—	—	—	—	—

June 24, 2017 — Selected by the Carolina Hurricanes in the 2017 NHL Draft. Fourth round, 104th overall.

CAREER

Selected by the Hurricanes in the fourth round, 104th overall, in the 2017 NHL Draft... Played two games for Jokerit's junior team at the 2016 IIHF Junior Club World Cup... Posted a 1.97 goals-against average and a .945 save percentage at the tournament... **2014-15:** Played in two games for Jokerit's U18 team, posting a .914 save percentage... **2015-16:** Appeared in 24 games for Jokerit U18, recording a .876 save percentage... **2016-17:** Split the season between Jokerit's junior team and U18 team... Posted a 2.68 goals-against average and a .908 save percentage in 26 games with Jokerit Jr... Recorded a .907 save percentage in four games with Jokerit U18... **2017-18:** Appeared in 35 games with Jokerit's junior team, posting a 3.03 goals-against average and a .916 save percentage... **2018-19:** Began the season with Jokerit's junior team, appearing in one game with a 9.00 goals-

against average and .735 save percentage... Appeared in 13 Mestis games with Kiekko-Vantaa, recording a 2.92 goals-against average and .905 save percentage... **2019-20:** Split the season between Ilves (Liiga), KOOVEE (Mestis) and Ilves U20 (Jr. A SM-liiga)... Earned a 3.00 goals-against average in one Jr. A SM-liiga appearance... Posted a 14-4-8 record, 3.01 goals-against average, .908 save percentage and one shutout in 27 Mestis appearances... Finished second in Mestis in save percentage, third in wins and sixth in goals-against average... Named Mestis Best Goaltender and Mestis Second All-Star Team... Registered a 2-0-4 record, 1.53 goals-against average and .936 save percentage in seven Liiga appearances... Made 24 saves in Liiga debut at KooKoo (12/28)... Made 22 saves to earn first career Liiga win vs. TPS (1/3)... Made 22 saves in win at Pelicans (3/6).



STELIO MATTHEOS 49

Right Wing • Shoots Right

6'1" • 196 lbs.

6/14/99 • Winnipeg, Man.

Acquired: 2017 NHL Draft

2019-20 Team: Charlotte (AHL)

Drafted: Carolina 2017 (3-73)

CAREER STATS

YEAR	TEAM	LEAGUE	REGULAR SEASON					PLAYOFFS				
			GP	G	A	P	PIM	GP	G	A	P	PIM
2014-15	Brandon	WHL	1	1	0	1	0	9	1	0	1	0
2015-16	Brandon	WHL	50	13	17	30	10	21	4	3	7	10
2016-17	Brandon	WHL	69	26	35	61	59	4	1	4	5	8
2017-18	Brandon	WHL	68	43	47	90	81	11	6	6	12	12
2018-19	Charlotte	AHL	11	2	1	3	2	14	3	1	4	2
	Brandon	WHL	65	44	52	96	77	—	—	—	—	—
2019-20	Charlotte	AHL	16	3	3	6	4	—	—	—	—	—
AHL Totals (2 seasons)			27	5	4	9	6	14	3	1	4	4

June 24, 2017 — Selected by the Carolina Hurricanes in the 2017 NHL Draft. Third round, 73rd overall.

March 21, 2019 — Signed a three-year, entry-level contract with the Carolina Hurricanes.

CAREER

Selected by the Hurricanes in the third round, 73rd overall, in the 2017 NHL Draft... Represented Canada at the 2015 World U17 Hockey Challenge, recording four points (2g, 2a) in five games... Scored one goal in four games with Canada at the 2016 Ivan Hlinka Memorial Cup... Scored four goals in five games with Team Canada at the 2017 U18 World Championship and was named one of Canada's top-three players... **2014-15:** Scored a goal in his Western Hockey League (WHL) debut with the Brandon Wheat Kings vs. Moose Jaw (3/21)... Played in nine playoff games with Brandon... Scored his first WHL playoff goal at Regina (4/14)... **2015-16:** Earned 30 points (13g, 17a) in 50 games with the Wheat Kings... Led Brandon rookies in goals, assists and points... Tallied seven points (4g, 3a) in 21 playoff games as Brandon captured the 2016 Ed Chynoweth Trophy as WHL champions... Led Brandon rookies in playoff goals, assists and points... Skated in three games at the 2016 Memorial Cup and scored a goal at London (5/23)... **2016-17:** Recorded 61 points (26g, 35a) in 69 games with the Wheat Kings... Led the team in power-play goals, ranked tied for second in assists and fourth in goals and points... Ranked tied for sixth in the WHL in power-play goals and his 15 power-play goals marked the most by a Wheat Kings player since 2011-12... Earned a career-high four points (1g, 3a) vs. Medicine Hat (1/21)... Earned five points (1g, 4a) in four games during the 2017 WHL playoffs... Led Brandon in playoff points and assists... Recorded a point in all four games... **2017-18:** Registered 90 points (43g, 47a) in 68 games with Brandon (WHL)... Recorded career highs in goals, assists, points, penalty minutes (81), power-play goals (16) and game-winning goals (10)... Ranked tied for second in the WHL in game-winning goals and tied for eighth in power-play goals and shorthanded goals (4)... Ranked second among Brandon skaters in goals, assists and points... Posted 29 multi-point games, including nine multi-goal games... Scored two goals in Brandon's season-opening win vs. Regina (9/22)... Began the season on a six-game point streak (9/22-10/7: 7g, 5a)... Earned three assists vs. Prince Albert (10/15)... Tied his career high with four points (1g, 3a) vs. Kelowna (12/9)... Named the CHL and WHL Player of the Week (12/11)... Earned a season-long 11-game point streak from 12/2-12/31 (9g, 11a) and tallied a point in 19 of 20 games from 11/11-12/31 (18g, 15a)...

Named Brandon's Player of the Month for December... Earned his first career hat trick and added an assist (3g, 1a) vs. Red Deer (2/3)... Posted three assists at Calgary (2/25)... Registered 12 points (6g, 6a) in 11 WHL playoff games as the Wheat Kings fell to the Lethbridge Hurricanes in five games in the second round... Ranked tied for first on the team in goals, third in points and tied for third in assists during the playoffs... Registered a WHL playoff career high with four points (1g, 3a) in Game 3 vs. Lethbridge (4/10)... **2018-19:** Posted 96 points (44g, 52a) in 65 WHL games with Brandon... Led the Wheat Kings in goals, assists, points and power-play goals (18)... Finished tied for second in the WHL in power-play goals, fourth in goals and sixth in points... Registered 30 multi-point games and was held without a point in just 15 games... Opened the season with a nine-game point streak from 9/21-10/19 (11g, 7a), including eight straight multi-point games from 9/22-10/19... Recorded 100th career WHL assist at Moose Jaw (9/22)... Scored a hat trick, including 200th career WHL point vs. Everett (10/19)... Played 200th career WHL game at Kootenay (10/24)... Scored 100th career WHL goal vs. Red Deer (11/9)... Scored a hat trick and added an assist vs. Saskatoon (12/15)... Scored a hat trick and added an assist vs. Prince Albert (2/16)... Signed entry-level contract and joined Charlotte (AHL) for the remainder of the season on an ATO (3/21)... Made AHL debut vs. Hartford (3/23)... Posted first career AHL point with a goal at Hartford (3/29)... Added four points (3g, 1a) in 14 AHL playoff games as Charlotte captured their first Calder Cup Championship... Made AHL playoff debut in Game 1 at Providence (4/20)... Recorded first career AHL playoff point with a goal in Game 1 vs. Hershey (5/3)... Scored the game-winning goal in Game 3 at Hershey (5/7)... **2019-20:** Completed second professional season... Posted six points (3g, 3a) in 16 AHL games with Charlotte... Missed first eight games of the season undergoing cancer treatment... Made season debut at Cleveland (11/1)... Suffered injury at Cleveland (11/3)... Missed 37 games due to injury (11/8-2/8)... Returned to the lineup vs. Rochester (2/11), which was named the Checkers' Moment of the Season... Tallied two assists vs. Rochester (2/12)... Scored two goals at Hershey (3/1)...



LUCAS MERCURI

Center • Shoots Right

6'3" • 191 lbs.

3/7/02 • Montreal, Que.

Acquired: 2020 NHL Draft

2019-20 Teams: Des Moines (USHL), Salisbury School (High School)

Drafted: Carolina 2020 (6-159)

CAREER STATS

YEAR	TEAM	LEAGUE	REGULAR SEASON					PLAYOFFS				
			GP	G	A	P	PIM	GP	G	A	P	PIM
2018-19	Salisbury	High-CT	30	20	25	45	—	—	—	—	—	—
2019-20	Salisbury	High-CT	28	19	19	38	4	—	—	—	—	—
	Des Moines	USHL	3	0	1	1	2	—	—	—	—	—
USHL Totals (1 season)			3	0	1	1	2	—	—	—	—	—

October 7, 2020 — Selected by the Carolina Hurricanes in the 2020 NHL Draft. Sixth round, 159th overall.

CAREER

Selected by the Hurricanes in the sixth round, 159th overall, in the 2020 NHL Draft... Committed to play at UMass-Amherst in 2020-21... **2018-19:** Registered 45 points (20g, 25a) in 30 games with Salisbury School (Connecticut high school)... **2019-20:** Recorded 38 points (19g, 19a) in 28 games with Salisbury School... Served as alternate captain...

Tallied one assist in three games with the Des Moines Buccaneers of the United States Hockey League (USHL)... Made his USHL debut at Cedar Rapids (2/7)... Earned his first USHL point with an assist at Omaha (2/9).



BLAKE MURRAY 85

Center • Shoots Left

6'2" • 186 lbs.

7/5/01 • Uxbridge, Ont.

Acquired: 2019 NHL Draft

2019-20 Team: Sudbury (OHL)

Drafted: Carolina 2019 (6-183)

CAREER STATS

YEAR	TEAM	LEAGUE	REGULAR SEASON					PLAYOFFS				
			GP	G	A	P	PIM	GP	G	A	P	PIM
2017-18	Sudbury	OHL	57	21	23	44	8	—	—	—	—	—
2018-19	Sudbury	OHL	66	30	20	50	48	8	4	1	5	2
2019-20	Sudbury	OHL	63	35	37	72	58	—	—	—	—	—
OHL Totals (3 seasons)			186	86	80	166	114	8	4	1	5	2

June 22, 2019 — Selected by the Carolina Hurricanes in the 2019 NHL Draft. Sixth round, 183rd overall.

CAREER

Selected by the Hurricanes in the sixth round, 183rd overall, in the 2019 NHL Draft... **2017-18:** Posted 44 points (21g, 23a) in 57 OHL games with Sudbury... Led team in goals, points and power-play goals (9)... Made OHL debut vs. Oshawa (9/22)... Registered a hat trick for his first three career OHL goals at North Bay (9/27)... Tallied three points (2g, 1a) at Ottawa (12/10)... Posted a nine-game point streak from 1/11-1/28 (4g, 7a)... Recorded three points (1g, 2a) vs. Hamilton (2/17)... Registered a five-game point streak from 3/8-3/17 (3g, 4a)... **2018-19:** Tallied 50 points (30g, 20a) in 66 OHL games with Sudbury... Led team in goals... Posted 14 multi-point games... Scored a hat trick at North Bay (11/16)... Recorded three points (2g, 1a) vs. Mississauga (12/2)... Scored a goal in 100th career OHL game vs. Sault Ste. Marie (1/20)... Registered three points (1g, 2a) vs. Peterborough (1/25)... Scored a hat trick vs. Flint (2/8)... Tallied five points (4g, 1a) in eight playoff games, including two game-winning goals... Scored a goal in OHL playoff debut vs. Mississauga (3/22)... Posted two points at Mississauga (3/24)... **2019-20:** Recorded 72 points (35g, 37a) in 63 OHL games with Sudbury... Led Wolves in goals for the second

straight season and finished third on the team in assists and points... Scored a team-leading eight power-play goals... Established OHL career highs in goals, assists and points... Registered 20 multi-point games... Scored a goal in four straight games from 9/22-10/4 (4g, 4a)... Posted three points (1g, 2a) at Mississauga (9/22)... Tallied three points (1g, 2a) including 100th career OHL point vs. North Bay (9/27)... Earned a nine-game point streak from 10/20-11/13 (5g, 8a)... Recorded two assists at North Bay (11/1)... Registered three points (2g, 1a) vs. Hamilton (11/17)... Scored two goals vs. Barrie (11/29)... Posted three assists vs. Mississauga (12/1)... Earned a five-game point streak from 1/18-1/30 (4g, 4a)... Tallied three points (1g, 2a) at Sarnia (1/18)... Scored two goals vs. North Bay (1/24)... Earned a six-game point streak from 2/8-2/21 (7g, 4a)... Recorded two assists vs. Niagara (2/9)... Registered a hat trick vs. Sarnia (2/14)... Scored two goals at Niagara (2/16)... Posted two assists vs. Saginaw (2/21)... Ended the season with a five-game point/goal streak from 2/28-3/8 (7g, 3a)... Tallied four points (3g, 1a) at Barrie (3/5).



ALEXANDER NIKISHIN

Defenseman • Shoots Left

6'3" • 196 lbs.

10/2/01 • Orel, Russia

Acquired: 2020 NHL Draft

2019-20 Teams: Spartak (KHL), Spartak Jr. (Russia Jr.)

Drafted: Carolina 2020 (3-69)

CAREER STATS

YEAR	TEAM	LEAGUE	REGULAR SEASON					PLAYOFFS				
			GP	G	A	P	PIM	GP	G	A	P	PIM
2018-19	Krylya Sovetov	Russia Jr.	62	8	17	25	55	—	—	—	—	—
2019-20	Spartak	KHL	29	0	3	3	2	3	0	1	1	5
	Krylya Sovetov	Russia Jr.	6	0	3	3	4	2	0	0	0	2
KHL Totals (1 season)			29	0	3	3	2	3	0	1	1	5

October 7, 2020 — Selected by the Carolina Hurricanes in the 2020 NHL Draft. Third round, 69th overall.

CAREER

Selected by the Hurricanes in the third round, 69th overall, in the 2020 NHL Draft...

2018-19: Registered 25 points (8g, 17a) in 62 games with Krylya Sovetov Moscow of the MHL, Russia's top junior hockey league... Led team defensemen in goals, assists and points... Was teammates with fellow Hurricanes 2020 draft pick Vasily Ponomarev...

2019-20: Spent a majority of the season with Spartak Moscow of the Kontinental Hockey League (KHL)... Tallied three assists in 29 games... Made his KHL debut at Riga (9/2)...

Earned his first KHL point with an assist at Lokomotiv (9/4)... Recorded an assist vs. Lokomotiv (11/20)... Registered an assist at Vityaz (2/25)... Also played in six games with Krylya Sovetov (MHL), tallying three assists... Recorded one assist in three KHL playoff games... Made his KHL playoff debut at Dynamo (3/2)... Earned his first KHL playoff point with an assist vs. Dynamo (3/6)... Skated in two MHL playoff games with Krylya Sovetov.



ZION NYBECK

Left Wing • Shoots Left

5'6" • 182 lbs.

5/12/02 • Alvesta, Sweden

Acquired: 2020 NHL Draft

2019-20 Teams: HV71 (Sweden), HV71 Jr. (Sweden Jr.), HV71 U18 (Sweden U18)

Drafted: Carolina 2020 (4-115)

CAREER STATS

YEAR	TEAM	LEAGUE	REGULAR SEASON					PLAYOFFS				
			GP	G	A	P	PIM	GP	G	A	P	PIM
2018-19	HV71 Jr.	Sweden Jr.	35	17	26	43	0	3	1	0	1	0
	HV71 U18	Sweden U18	11	11	7	18	6	—	—	—	—	—
2019-20	HV71	Sweden	15	1	0	1	0	—	—	—	—	—
	HV71 Jr.	Sweden Jr.	42	27	39	66	28	—	—	—	—	—
	HV71 U18	Sweden U18	4	6	4	10	4	—	—	—	—	—
Sweden Totals (1 season)			15	1	0	1	0	—	—	—	—	—

October 7, 2020 — Selected by the Carolina Hurricanes in the 2020 NHL Draft. Fourth round, 115th overall.

CAREER

Selected by the Hurricanes in the fourth round, 115th overall, in the 2020 NHL Draft... Has represented Sweden at a number of international tournaments... Recorded five points (2g, 3a) in seven games at the 2019 IIHF U18 World Championship to help Sweden win the gold medal... Tallied four points (1g, 3a) in five games at the 2019 Ivan Hlinka Memorial Tournament... Represented Sweden at the 2019 and 2020 5 Nations Tournament... Scored three goals in six games at the 2019 World U17 Hockey Challenge... **2018-19:** Split the season between HV71's junior team and under-18 team... Recorded 43 points (17g, 26a) in 35 games with HV71's junior team in the J20 SuperElit, Sweden's top junior hockey league...

Ranked second on the team in assists and fourth in goals and points... Added 18 points (11g, 7a) in 11 games with HV71's under-18 team... Scored one goal in three playoff games with HV71's junior team... **2019-20:** Spent a majority of the season with HV71's junior team... Registered 66 points (27g, 39a) in 42 games... Led the league in points, ranked second in assists and third in goals... Scored one goal in 15 games with HV71 of the Swedish Hockey League (SHL)... Made his SHL debut at Linköping (10/31)... Scored his first SHL goal vs. IK Oskarshamn (3/5)... Added 10 points (6g, 4a) in four games with HV71's under-18 team.



ALEXANDER PASHIN

Right Wing • Shoots Left

5'8" • 154 lbs.

7/28/02 • Priyutovo, Russia

Acquired: 2020 NHL Draft

2019-20 Teams: Ufa (KHL), Ufa Jr. (Russia Jr.), Ufa U18 (Russia U18)

Drafted: Carolina 2020 (7-199)

CAREER STATS

YEAR	TEAM	LEAGUE	REGULAR SEASON					PLAYOFFS				
			GP	G	A	P	PIM	GP	G	A	P	PIM
2018-19	Ufa Jr.	Russia Jr.	17	6	4	10	2	7	2	1	3	0
	Ufa U18	Russia U18	2	2	1	3	0	—	—	—	—	—
2019-20	Ufa	KHL	1	0	0	0	0	—	—	—	—	—
	Ufa Jr.	Russia Jr.	37	17	22	39	25	3	0	1	1	0
	Ufa U18	Russia U18	4	1	1	2	2	—	—	—	—	—

KHL Totals (1 season)

1 0 0 0 0

October 7, 2020 — Selected by the Carolina Hurricanes in the 2020 NHL Draft. Seventh round, 199th overall.

CAREER

Selected by the Hurricanes in the seventh round, 199th overall, in the 2020 NHL Draft... Has represented Russia at numerous international tournaments... Tallied five points (2g, 3a) in six games at the 2018 World Under-17 Hockey Challenge as Russia captured the gold medal... Recorded eight points (7g, 1a) in five games at the 2019 Hlinka Gretzky Cup, scoring two goals, including the game-winning goal, in the gold medal game against Canada... **2018-19:** Spent a majority of the season with Tolpar Ufa of the MHL, Russia' top junior hockey league... Registered 10 points (6g, 4a) in 17 games... Also recorded three points (2g, 1a) in

two games with Salavat Yulaev Ufa's under-18 team... Earned three points (2g, 1a) in seven playoff games with Tolpar Ufa... **2019-20:** Spent a majority of the season with Tolpar Ufa (MHL)... Registered 39 points (17g, 22a) in 37 games... Ranked fourth on the team in points, fifth in assists and tied for fifth in goals... Appeared in one game with Salavat Yulaev Ufa of the Kontinental Hockey League (KHL), making his KHL debut vs. Spartak (2/13)... Also recorded two points (1g, 1a) in four games with Salavat Yulaev Ufa's under-18 team... Tallied one assist in three playoff games with Tolpar Ufa.



VASILY PONOMAREV

Center • Shoots Left

5'10" • 180 lbs.

3/13/02 • Moscow, Russia

Acquired: 2020 NHL Draft

2019-20 Team: Shawinigan (QMJHL)

Drafted: Carolina 2020 (2-53)

CAREER STATS

YEAR	TEAM	LEAGUE	REGULAR SEASON					PLAYOFFS				
			GP	G	A	P	PIM	GP	G	A	P	PIM
2016-17	Zelenograd U18	Russia U18	7	9	13	22	6	—	—	—	—	—
2017-18	Krylya Sovetov U18	Russia U18	8	5	5	10	0	—	—	—	—	—
2018-19	Krylya Sovetov	Russia Jr.	37	9	20	29	12	—	—	—	—	—
2019-20	Shawinigan	QMJHL	57	18	31	49	15	—	—	—	—	—

QMJHL Totals (1 season)

57 18 31 49 15

October 7, 2020 — Selected by the Carolina Hurricanes in the 2020 NHL Draft. Second round, 53rd overall.

October 13, 2020 — Signed a three-year, entry-level contract with the Carolina Hurricanes.

CAREER

Selected by the Hurricanes in the second round, 53rd overall, in the 2020 NHL Draft... Has represented Russia at a number of international tournaments... Led Russia with eight points (4g, 4a) in six games at the 2018 World Under-17 Hockey Challenge as Russia captured the gold medal and was named to the tournament All-Star team... Tallied one assist in four games at the 2019 5 Nations Tournament... Recorded six points (2g, 4a) in five games at the 2019 Hlinka Gretzky Cup as Russia won the gold medal... Registered four points (1g, 3a) in six games at the 2019 World Junior A Challenge... **2016-17:** Registered 22 points (9g, 13a) in seven games with Orbita Zelenograd's under-18 team... Ranked second on the team in goals, assists and points... **2017-18:** Recorded 10 points (5g, 5a) in eight games with Krylya Sovetov Moscow's under-18 team... **2018-19:** Earned 29 points (9g, 20a) in 37 games with Krylya Sovetov Moscow of the MHL, Russia' top junior hockey league... Ranked tied for

second on the team in assists and fifth in points... Was teammates with fellow Hurricanes 2020 draft pick Alexander Nikishin... **2019-20:** Registered 49 points (18g, 31a) in 57 games with the Shawinigan Cataractes of the Quebec Major Junior Hockey League (QMJHL)... Ranked fourth among QMJHL rookies in assists, fifth in points and tied for seventh in goals... Ranked fourth on the team in points and assists and fifth in goals... Scored a goal 6:03 into his QMJHL debut at Rouyn-Noranda (9/21), marking the third-fastest goal by a player in his first QMJHL game in Shawinigan history... Posted a five-game point streak from 10/27-11/10 (4g, 4a)... Tallied consecutive two-assist games (11/20-11/22)... Recorded three points (1g, 2a) at Baie-Comeau (1/18)... Earned two assists vs. Chicoutimi (2/5)... Tallied two assists at Gatineau (2/23)... Recorded two assists vs. Halifax (3/1).



PATRIK PUISTOLA 32

Right Wing • Shoots Right
6'0" • 174 lbs.

1/11/01 • Tampere, Finland

Acquired: 2019 NHL Draft

2019-20 Teams: Tappara/Jukurit/KooKoo (Finland),
KOOVEE (Finland-2)

Drafted: Carolina 2019 (3-73)

CAREER STATS

YEAR	TEAM	LEAGUE	REGULAR SEASON					PLAYOFFS				
			GP	G	A	P	PIM	GP	G	A	P	PIM
2017-18	Tappara Jr.	Finland Jr.	50	15	14	29	12	9	3	2	5	4
2018-19	Tappara	Finland	16	0	1	1	0	—	—	—	—	—
	LeKi	Finland-2	22	15	11	26	2	8	3	4	7	2
	Tappara Jr.	Finland Jr.	25	11	11	22	18	—	—	—	—	—
2019-20	Tappara	Finland	24	0	2	2	2	—	—	—	—	—
	KooKoo	Finland	14	3	2	5	0	—	—	—	—	—
	Jukurit	Finland	7	3	2	5	0	—	—	—	—	—
	KOOVEE	Finland-2	4	1	3	4	0	—	—	—	—	—
Finland Totals (2 seasons)			61	6	7	13	2	—	—	—	—	—

June 22, 2019 — Selected by the Carolina Hurricanes in the 2019 NHL Draft. Third round, 73rd overall.

CAREER

Selected by the Hurricanes in the third round, 73rd overall, in the 2019 NHL Draft... Represented Finland at the 2019 IIHF Under-18 World Championship... Represented Finland at the 2020 IIHF World Junior Championship, posting eight points (5g, 3a) in seven games... **2017-18:** Registered 29 points (15g, 14a) in 50 Jr. A SM-liiga games with Tappara U20... Added five points (3g, 2a) in nine playoff games... **2018-19:** Tallied 22 points (11g, 11a) in 25 Jr. A SM-liiga games with Tappara U20... Made Mestis debut and registered 26 points (15g, 11a) in 22 games with LeKi... Skated in 16 Liiga games with Tappara,

recording one assist... Made Liiga debut vs. TPS (10/30)... Recorded first career Liiga point with an assist at Pelicans (11/29)... **2019-20:** Split the season between Tappara (Liiga), KooKoo (Liiga), Jukurit (Liiga) and KOOVEE (Mestis)... Posted four points (1g, 3a) in four Mestis games... Tallied 12 points (6g, 6a) in 45 Liiga games... Began the season with Tappara... Loaned to Jukurit (11/13)... Recorded two points (1g, 1a) vs. Lukko (11/23)... Registered two points (1g, 1a) at HIFK (11/27)... Returned to Tappara (1/11)... Loaned to KooKoo (2/3)... Posted two points (1g, 1a) vs. Lukko (3/4)... Signed with JYP (3/26).



VILLE RASANEN 77

Defenseman • Shoots Left
6'2" • 167 lbs.

10/8/98 • Ylammylly, Finland

Acquired: 2017 NHL Draft

2019-20 Team: Jokipojat (Finland-2)

Drafted: Carolina 2017 (7-197)

CAREER STATS

YEAR	TEAM	LEAGUE	REGULAR SEASON					PLAYOFFS				
			GP	G	A	P	PIM	GP	G	A	P	PIM
2015-16	Jokipojat Jr.	Finland Jr.	18	3	8	11	8	—	—	—	—	—
2016-17	Jokipojat	Finland-2	21	1	5	6	6	3	0	1	1	0
	Jokipojat Jr.	Finland Jr.	22	9	9	18	10	1	0	0	0	0
2017-18	Jukurit	Finland	4	0	0	0	0	—	—	—	—	—
	RoKi	Finland-2	9	1	2	3	0	—	—	—	—	—
	Jukurit Jr.	Finland Jr.	28	0	6	6	14	—	—	—	—	—
2018-19	Lincoln	USHL	8	0	0	0	0	—	—	—	—	—
	Chicago	USHL	42	1	4	5	2	6	0	0	0	0
2019-20	Jokipojat	Finland-2	40	3	14	17	16	—	—	—	—	—
Finland Totals (1 season)			4	0	0	0	0	—	—	—	—	—

June 24, 2017 — Selected by the Carolina Hurricanes in the 2017 NHL Draft. Seventh round, 197th overall.

CAREER

Selected by the Hurricanes in the seventh round, 197th overall, in the 2017 NHL Draft... **2015-16:** Split the season between Jokipojat's U18 team and Jokipojat's junior team... Recorded 11 points (3g, 8a) in 18 games in his first season with Jokipojat Jr... **2016-17:** Split the season between Jokipojat and Jokipojat's junior team... Scored one goal and earned five assists (6 points) in 21 games with Jokipojat in the Mestis, a semi-professional league in Finland... Scored nine goals and earned nine assists (18 points) in 22 games with Jokipojat's junior team... Appeared in one playoff game with Jokipojat Jr. and tallied one assist in three Mestis playoff games with Jokipojat... **2017-18:** Split the season between three teams in three levels of professional hockey in Finland... Played four games for Mikkelin Jukurit of SM-liiga, Finland's top professional league... Recorded three points (1g, 2a) for Rovaniemen Kiekko of Mestis, the second-highest hockey league in Finland... Tallied six assists in 28

games for Jukurit's junior team... **2018-19:** Played 50 games in his first USHL season split between Lincoln and Chicago, registering five points (1g, 4a)... Began the season with Lincoln... Made USHL debut vs. Chicago (9/27)... Traded to Chicago (11/15)... Recorded first career USHL point with an assist vs. Team USA (12/29)... Scored first career USHL goal vs. Sioux Falls (3/8)... Skated in six USHL playoff games... **2019-20:** Registered 17 points (3g, 14a) in 40 Mestis games with Jokipojat... Established Mestis career highs in games played, goals, assists and points... Finished tied for second among team defensemen in assists and fourth in points... Ranked fifth on the team in plus/minus (+10)... Posted three points (1g, 2a) vs. Hermes (11/22)... Tallied two assists at TUTO (12/7)... Earned a five-game point streak from 1/8-1/22 (2g, 5a)... Recorded two points (1g, 1a) at Kiekko-Vantaa (1g, 1a)... Registered two assists vs. IPK (1/18).



JAMIESON REES 81

Center • Shoots Left

5’10” • 182 lbs

2/26/01 • Hamilton, Ont.

Acquired: 2019 NHL Draft

2019-20 Team: Sarnia (OHL)

Drafted: Carolina 2019 (2-44)

CAREER STATS

			REGULAR SEASON					PLAYOFFS				
YEAR	TEAM	LEAGUE	GP	G	A	P	PIM	GP	G	A	P	PIM
2017-18	Sarnia	OHL	46	5	15	20	14	6	0	1	1	11
2018-19	Sarnia	OHL	37	10	22	32	38	4	0	0	0	4
2019-20	Sarnia	OHL	39	18	43	61	47	—	—	—	—	—
OHL Totals (3 seasons)			122	33	80	113	99	10	0	1	1	15

June 22, 2019 — Selected by the Carolina Hurricanes in the 2019 NHL Draft. Second round, 44th overall.

CAREER

Selected by the Hurricanes in the second round, 44th overall, in the 2019 NHL Draft... Recorded eight points (2g, 6a) in seven games for Canada at the 2019 IIHF Under-18 World Championship... **2017-18:** Registered 20 points (5g, 15a) in 46 OHL games with Sarnia... Led all team rookies in assists and points... Posted an assist in OHL debut vs. Barrie (10/6)... Tallied a five-game point streak from 10/19-10/29 (2g, 4a)... Recorded two assists at North Bay (10/19)... Registered three points (1g, 2a) at Barrie (10/21)... Skated in six OHL playoff games with one assist... Made OHL playoff debut in Game 1 vs. Windsor (3/23)... Tallied first career OHL playoff point with an assist in Game 6 at Windsor (4/1)... **2018-19:** Posted 32 points (10g, 22a) in 37 OHL games with Sarnia... Recorded two assists vs. Sault Ste. Marie (9/29)... Tallied two assists at Windsor (12/6)... Registered a six-game point streak from 12/8-12/30 (5g, 5a)... Posted two assists vs. Erie (1/18)... Recorded a six-game point streak from 1/18-1/31 (1g, 7a)... Tallied two assists at Barrie (1/31)... Skated in four OHL playoff games... **2019-20:** Recorded 61 points (18g, 43a) in 39 OHL games with Sarnia... Served as alternate captain with the Sting... Established OHL career highs in goals, assists, points, power-play goals (4) and

shorthanded goals (5)... Ranked 11th in the OHL in points per game (1.56)... Finished fourth in the league in shorthanded goals... Ranked second on the Sting in assists, fourth in points and fifth in goals... Registered 19 multi-point games... Was held without a point in just eight games... Earned a 14-game point streak from 10/17-11/20 (12g, 20a)... Posted three points (1g, 2a) at Barrie (10/17)... Tallied four points (2g, 2a) at Oshawa (10/18)... Recorded three points (1g, 2a) vs. Kingston (10/20)... Scored a hat trick and added an assist at Kingston (10/25)... Registered four assists vs. Flint (11/1)... Posted two assists vs. North Bay (11/10)... Tallied two assists at Flint (11/13)... Recorded two assists vs. Ottawa (11/17)... Registered two assists in 100th career OHL game vs. Sault Ste. Marie (11/24)... Earned a six-game point streak from 11/30-12/13 (5g, 7a)... Posted three points (1g, 2a) at Sault Ste. Marie (11/30)... Tallied two assists at Flint (12/1)... Recorded three points (1g, 2a) at Erie (12/8)... Registered three assists including 100th career OHL point at Windsor (2/8)... Earned a five-game assist streak from 2/13-2/23 (8a)... Posted two assists at Sudbury (2/14)... Tallied two assists at Windsor (2/18)... Recorded two assists at Sault Ste. Marie (2/23).



MASSIMO RIZZO

Center • Shoots Left

5’10” • 175 lbs.

6/13/01 • Burnaby, B.C.

Acquired: 2019 NHL Draft

2019-20 Team: Coquitlam (BCHL)

Drafted: Carolina 2019 (7-216)

CAREER STATS

			REGULAR SEASON					PLAYOFFS				
YEAR	TEAM	LEAGUE	GP	G	A	P	PIM	GP	G	A	P	PIM
2016-17	Penticton	BCHL	3	0	0	0	0	7	1	0	1	0
2017-18	Penticton	BCHL	50	13	26	39	20	11	4	6	10	6
2018-19	Penticton	BCHL	37	11	29	40	24	6	3	3	6	2
2019-20	Coquitlam	BCHL	42	19	25	44	26	4	4	3	7	6
BCHL Totals (4 seasons)			132	43	80	123	70	28	12	12	24	14

June 22, 2019 — Selected by the Carolina Hurricanes in the 2019 NHL Draft. Seventh round, 216th overall.

CAREER

Selected by the Hurricanes in the seventh round, 216th overall, in the 2019 NHL Draft... Committed to play college hockey at North Dakota... **2016-17:** Skated in three BCHL games with Penticton... Made BCHL debut vs. Langley (10/12)... Played seven BCHL playoff games, recording one goal... Made BCHL playoff debut vs. Merritt (3/23)... Scored first career BCHL playoff goal vs. Chilliwack (4/18)... **2017-18:** Registered 39 points (13g, 26a) in 50 BCHL games with Penticton... Finished fourth on the team in assists and points and fifth in goals... Posted two assists vs. Vernon (10/6)... Tallied five assists at West Kelowna (11/17)... Recorded three points (1g, 2a) vs. Wenatchee (1/6)... Registered three points (2g, 1a) at Cowichan Valley (1/27)... Posted two assists at Coquitlam (2/16)... Added 10 points (4g, 6a) in 11 BCHL playoff games... Tallied four points (2g, 2a) vs. Coquitlam (3/3)... Scored two goals at Trail (3/24)... **2018-19:** Posted 40 points (11g, 29a) in 37 BCHL games with Penticton... Served as the Vees’ captain... Missed 21 games due to injury... Recorded a five-game assist streak from 11/2-11/10 (8a)... Registered three straight two-assist games from 11/7-11/10... Posted a five-game point streak from 11/14-11/24 (3g, 3a)... Scored two goals at Salmon Arm (1/6)... Tallied two assists vs. Powell River (1/11)... Recorded three points (2g, 1a) vs. Nanaimo (1/12)... Registered two

assists at Powell River (1/25)... Posted two assists at Vernon (2/9)... Tallied two assists vs. Langley (2/16)... Recorded six points (3g, 3a) in six BCHL playoff games... Registered four points (2g, 2a) vs. Cowichan Valley (3/9)... Traded to Coquitlam (6/1)... **2019-20:** Registered 44 points (19g, 25a) in 42 BCHL games with Coquitlam... Ranked third on the Express in goals, tied for fourth in points and tied for seventh in assists... Established BCHL career highs in goals and points... Opened the season with a four-game point streak from 10/3-10/12 (2g, 3a)... Posted two assists at Langley (10/12)... Tallied two assists vs. Langley (10/23)... Earned a six-game point streak from 10/27-11/6 (3g, 5a)... Recorded an assist in 100th career BCHL game at Victoria (10/29)... Registered two points (1g, 1a) vs. West Kelowna (11/1)... Scored two goals at Chilliwack (11/3)... Earned a five-game point streak from 11/15-11/24 (4g, 4a)... Posted two assists vs. Penticton (11/20)... Scored a hat trick including 100th career BCHL point vs. Surrey (11/22)... Tallied three points vs. Langley (1/12)... Scored a hat trick vs. Langley (1/31)... Recorded two points (1g, 1a) at Alberni Valley (2/4)... Registered two assists vs. Victoria (2/8)... Posted three points (2g, 1a) at Trail (2/15)... Added seven points (4g, 3a) in four BCHL playoff games... Tallied four points (2g, 2a) vs. Langley (2/28)... Scored two goals at Langley (3/4).



RONAN SEELEY

Defenseman • Shoots Left

6'0" • 176 lbs.

8/2/02 • Yellowknife, N.W.T.

Acquired: 2020 NHL Draft

2019-20 Team: Everett (WHL)

Drafted: Carolina 2020 (7-208)

CAREER STATS

YEAR	TEAM	LEAGUE	REGULAR SEASON					PLAYOFFS				
			GP	G	A	P	PIM	GP	G	A	P	PIM
2018-19	Everett	WHL	52	1	8	9	4	10	1	0	1	0
2019-20	Everett	WHL	63	3	29	32	6	—	—	—	—	—
WHL Totals (2 seasons)			115	4	37	41	10	10	1	0	1	0

October 7, 2020 — Selected by the Carolina Hurricanes in the 2020 NHL Draft. Seventh round, 208th overall.

CAREER

Selected by the Hurricanes in the seventh round, 208th overall, in the 2020 NHL Draft... **2018-19:** Registered nine points (1g, 8a) in 52 games with the Everett Silvertips of the Western Hockey League (WHL)... Ranked second among team rookies in assists and fourth in points... Made his WHL debut vs. Vancouver (9/22)... Earned his first WHL point with an assist vs. Edmonton (10/12)... Scored his first WHL goal at Spokane (3/5)... Scored one goal in 10 playoff games... Made his WHL playoff debut vs. Tri-City (3/22)... Scored

his first WHL playoff goal vs. Tri-City (3/30)... **2019-20:** Recorded 32 points (3g, 29a) in 63 games... Ranked second among team defensemen in assists and third in points... Recorded a career-high four assists vs. Saskatoon (11/22)... Registered two points (1g, 1a) vs. Spokane (11/27)... Tallied two assists vs. Vancouver (12/14)... Recorded two assists vs. Tri-City (12/18)... Recorded two points (1g, 1a) at Prince George (1/4)... Posted a five-game point streak from 1/4-1/18 (1g, 5a)... Earned three assists vs. Moose Jaw (2/19).



JESPER SELLGREN 58

Defenseman • Shoots Left

5'11" • 182 lbs.

6/11/98 • Ornskoldsvik, Sweden

Acquired: 2018 NHL Draft

2019-20 Team: Lulea HF (Sweden)

Drafted: Carolina 2018 (6-166)

CAREER STATS

YEAR	TEAM	LEAGUE	REGULAR SEASON					PLAYOFFS				
			GP	G	A	P	PIM	GP	G	A	P	PIM
2014-15	Modo Jr.	Sweden Jr.	10	0	4	4	2	—	—	—	—	—
2015-16	Modo Jr.	Sweden Jr.	43	1	11	12	8	2	0	0	0	0
2016-17	Modo	Sweden-2	50	5	5	10	8	—	—	—	—	—
	Modo Jr.	Sweden Jr.	3	1	0	1	0	6	0	2	2	0
2017-18	Modo	Sweden-2	43	3	9	12	8	—	—	—	—	—
	Modo Jr.	Sweden Jr.	—	—	—	—	—	6	0	2	2	2
2018-19	Charlotte	AHL	—	—	—	—	—	11	3	1	4	4
	Lulea HF	Sweden	52	3	12	15	10	10	3	3	6	6
2019-20	Lulea HF	Sweden	47	8	13	21	18	—	—	—	—	—
AHL Totals (1 season)			—	—	—	—	—	11	3	1	4	4

June 23, 2018 — Selected by the Carolina Hurricanes in the 2018 NHL Draft. Sixth round, 166th overall.

May 28, 2019 — Signed a three-year, entry-level contract with the Carolina Hurricanes.

CAREER

Selected by the Hurricanes in the sixth round, 166th overall, in the 2018 NHL Draft... Represented Sweden at the IIHF U18 World Championship, playing seven games with one assist and winning silver... Represented Sweden at the 2018 IIHF World Junior Championship, winning a silver medal... **2014-15:** Skated in 10 games with Modo U20 in Sweden's top junior league, SuperElit, tallying four assists... Spent the rest of the season with Modo U18... **2015-16:** Played 43 games with Modo U20, posting 12 points (1g, 11a)... Appeared in two playoff games... **2016-17:** Spent the majority of the season with Modo's senior team in Sweden's second division (Allsvenskan), earning 10 points (5g, 5a) in 50 games... Averaged 18:14 of ice time... Led team defensemen in goals (5)... Also skated in three SuperElit regular season games and six playoff games with Modo U20, who won the SuperElit title... **2017-18:** Skated in 43 games with Modo (Allsvenskan), registering 12 points (3g, 9a)... Finished second on the team in average time on ice (19:47) and tied for second in plus/minus rating (+8)... Played six SuperElit playoff games with Modo U20, posting two assists...

Signed a contract with Lulea HF (SHL) on 3/28... **2018-19:** Played 52 SHL games in the regular season with Lulea HF, registering 15 points (3g, 12a)... Added six points (3g, 3a) in 10 SHL playoff games... Signed AHL PTO with Charlotte (5/5)... Tallied four points (3g, 1a) in 11 AHL playoff games as Charlotte captured their first Calder Cup Championship... Made AHL playoff debut in Game 3 at Hershey (5/7)... Recorded first career AHL playoff point with a goal in Game 2 of Eastern Conference Finals vs. Toronto (5/18)... **2019-20:** Recorded 21 points (8g, 13a) in 47 SHL games with Lulea HF... Established SHL career highs in goals, assists and points... Finished tied for fifth among all SHL skaters in plus/minus (+18)... Ranked tied for eighth among SHL defensemen in goals and tied for 12th in points... Posted two points (1g, 1a) vs. Brynas IF (10/10)... Tallied two assists vs. Frolunda HC (12/26)... Earned a three-game point streak from 1/11-1/18 (4g, 3a)... Recorded four points (2g, 2a) at Rogle BK (1/16)... Scored two goals vs. HV71 (1/18)... Registered three assists vs. IK Oskarshamn (2/27).



KIRILL SLEPETS

Left Wing • Shoots Left

5'10" • 165 lbs.

4/6/99 • Khabarovsk, Russia

Acquired: 2019 NHL Draft

2019-20 Teams: Dinamo Riga (KHL), Buran Voronezh (Russia-2)

Drafted: Carolina 2019 (5-152)

CAREER STATS

YEAR	TEAM	LEAGUE	REGULAR SEASON					PLAYOFFS				
			GP	G	A	P	PIM	GP	G	A	P	PIM
2015-16	Team Russia U18	Russia Jr.	26	12	4	16	10	3	0	0	0	0
2016-17	Loko Yaroslavl	Russia Jr.	41	8	10	18	16	4	0	3	3	2
2017-18	HK Ryazan	Russia-2	4	0	0	0	2	—	—	—	—	—
	Loko Yaroslavl	Russia Jr.	49	19	14	33	22	16	2	6	8	2
2018-19	Lokomotiv Yaroslavl	KHL	10	1	0	1	2	—	—	—	—	—
	Lada Togliatti	Russia-2	6	0	3	3	0	—	—	—	—	—
	Loko Yaroslavl	Russia Jr.	17	12	6	18	6	17	4	6	10	10
2019-20	Dinamo Riga	KHL	33	4	3	7	6	—	—	—	—	—
	Buran Voronezh	Russia-2	21	8	7	15	6	—	—	—	—	—
KHL Totals (2 seasons)			43	5	3	8	8	—	—	—	—	—

June 22, 2019 — Selected by the Carolina Hurricanes in the 2019 NHL Draft. Fifth round, 152nd overall.

CAREER

Selected by the Hurricanes in the fifth round, 152nd overall, in the 2019 NHL Draft... Represented Russia at the 2017 IIHF U-18 World Championship and the 2019 IIHF World Junior Championship, winning bronze at both tournaments... **2015-16:** Posted 16 points (12g, 4a) in 26 MHL games with Team Russia U18... Skated in three MHL playoff games... **2016-17:** Skated in 41 MHL games with Loko Yaroslavl, posting 18 points (8g, 10a)... Added three assists in four MHL playoff games... **2017-18:** Registered 33 points (19g, 14a) in 49 MHL games with Loko Yaroslavl... Added eight points (2g, 6a) in 16 MHL playoff games... Made VHL debut, skating in four games with HK Ryazan... **2018-19:** Skated in 10 KHL games with Lokomotiv Yaroslavl, recording one goal... Made KHL debut vs. Severstal

(9/15)... Scored first career KHL goal at Admiral (1/13)... Posted three assists in six VHL games with Lada Togliatti... Registered 18 points (12g, 6a) in 17 MHL games with Loko Yaroslavl... Added 10 points (4g, 6a) in 17 MHL playoff games... **2019-20:** Split the season between Dinamo Riga (KHL) and Buran Voronezh (VHL)... Registered 15 points (8g, 7a) in 21 VHL games... Recorded seven points (4g, 3a) in 33 KHL games... Established career highs in games played, goals, assists and points in both the VHL and KHL... Finished tied for fourth on Buran Voronezh in goals and points... Posted first career KHL assist vs. Dynamo Moscow (11/20)... Scored the GWG vs. Barys (1/4).



SPENCER SMALLMAN 75

Right Wing • Shoots Right

6'1" • 201 lbs.

9/9/96 • Summerside, P.E.I.

Acquired: 2015 NHL Draft

2019-20 Teams: Charlotte (AHL), Greenville (ECHL)

Drafted: Carolina 2015 (5-138)

CAREER STATS

YEAR	TEAM	LEAGUE	REGULAR SEASON					PLAYOFFS				
			GP	G	A	P	PIM	GP	G	A	P	PIM
2012-13	Saint John	QMJHL	42	2	4	6	14	4	0	0	0	0
2013-14	Saint John	QMJHL	66	12	23	35	42	—	—	—	—	—
2014-15	Saint John	QMJHL	66	23	33	56	73	5	1	3	4	4
2015-16	Saint John	QMJHL	59	19	28	47	59	17	3	16	19	12
2016-17	Saint John	QMJHL	60	30	49	79	35	18	11	11	22	2
2017-18	Florida	ECHL	14	2	11	13	11	19	3	13	16	10
2018-19	Charlotte	AHL	12	0	6	6	12	—	—	—	—	—
2019-20	Charlotte	AHL	47	3	10	13	24	—	—	—	—	—
	Greenville	ECHL	3	1	1	2	2	—	—	—	—	—
AHL Totals (2 seasons)			59	3	16	19	36	—	—	—	—	—

June 27, 2015 — Selected by the Carolina Hurricanes in the 2015 NHL Draft. Fifth round, 138th overall.

March 31, 2017 — Signed a three-year, entry-level contract with the Carolina Hurricanes.

CAREER

Selected by the Hurricanes in the fifth round, 138th overall, in the 2015 NHL Draft... Signed a three-year, entry-level contract with Carolina on 3/31/17... **2012-13:** Recorded six points (2g, 4a) in 42 games during his first QMJHL season with the Sea Dogs... Made his QMJHL debut vs. Rouyn-Noranda (10/12)... Earned his first QMJHL points with a pair of assists vs. Moncton (12/31)... Scored his first QMJHL goal vs. Shawinigan (2/2)... **2013-14:** Was fourth among Saint John skaters in scoring with 35 points (12g, 23a) in 66 games... **2014-15:** Ranked second among Sea Dogs skaters in points (56) and assists (33) and third in goals (23) during his third QMJHL season with Saint John... Registered four points (1g, 3a) in five 2015 QMJHL playoff games as Saint John fell to Baie-Comeau in the opening round... **2015-16:** Was seventh among Sea Dogs skaters in scoring with 47 points (19g, 28a)... Registered back-to-back two-goal games vs. Cape Breton (1/23) and at Rimouski (1/29)... Posted a season-long, five-game point streak from 2/13-2/20 (3g, 3a)... Set single-game career highs for assists and points in a game with four helpers at Halifax (2/27)... Was second among Sea Dogs skaters in assists (16) and fourth in points (19) in 17 QMJHL playoff games, as Saint John advanced to the semifinal before falling to Shawinigan... **2016-17:** Registered 79 points (30g, 49a) in 60 games with Saint John... Served as captain for the second consecutive season... Became Saint John's all-time leader in career games played (293)... Won Saint John's Scotiabank Community Service Award... Posted career highs in goals, assists, points, power-play goals (14) and plus/minus (+27)... Ranked tied for first on the team in power-play goals, second in assists, third in points, fourth in goals and sixth in plus/minus... Ranked tied for sixth in the league in power-play goals... Recorded a hat trick and added an assist vs. Charlottetown (10/26)... Registered five points (3g, 2a) vs. Charlottetown (12/17)... Recorded five points (2g, 3a) vs. Acadie-Bathurst (2/22)... Finished the regular-season on an eight-game point streak (2/26-3/15: 8g, 6a)... Registered 22 points (11g, 11a) in 18 QMJHL playoff games as the Sea Dogs won the President Cup as

QMJHL champions... Earned a point in 15 of his 18 playoff games... Ranked third in the QMJHL in playoff power-play goals (5), tied for third in goals and plus/minus (+18), and tied for fifth in points... Recorded a hat trick in Game 1 of the Sea Dogs' first round series against Rimouski (3/24)... Recorded a hat trick at Val-d'Or (4/12)... Recorded three points (2g, 1a) in Saint John's series-clinching win at Blainville-Boisbriand in Game 4 of the President Cup final... Earned four points (2g, 2a) in four games at the 2017 Mastercard Memorial Cup... **2017-18:** Spent his first professional season with the ECHL's Florida Everblades... Missed a majority of the regular season due to a shoulder injury suffered during the preseason... Made his pro debut vs. Greenville (3/2)... Recorded his first professional point with an assist vs. Greenville (3/3)... Scored his first two professional goals vs. Greenville (3/24) to extend his point streak to seven games (2g, 6a)... Registered 16 points (3g, 13a) in 19 playoff games as Florida fell to Colorado in Game 7 of the Kelly Cup Finals... Tied for the team lead and tied for third among ECHL skaters in playoff assists... Led the team and tied for the league lead with a plus-13 rating in the playoffs... Ranked tied for fourth on the team with 16 playoff points... Posted a seven-game point streak in the playoffs from 5/3 - 5-18 (2g, 7a)... Opened the scoring in the Everblades' Game 7 loss in the Kelly Cup Final vs. Colorado (6/9)... **2018-19:** Posted six assists in 12 AHL games with Charlotte... Tallied two assists in AHL debut at Rochester (10/5)... Missed the final 63 games of the season due to injury... **2019-20:** Split his third professional season between Charlotte (AHL) and Greenville (ECHL)... Registered 13 points (3g, 10a) in 47 AHL games... Established AHL career highs in games played, goals, assists and points... Recorded two points (1g, 1a) in three ECHL games... Began the season with Charlotte... Reassigned to Greenville (11/6)... Recalled to Charlotte (11/14)... Earned a five-game point streak from 12/17-12/28 (2g, 3a)... Scored first career AHL goal vs. Hartford (12/17).



RYAN SUZUKI 61

Center • Shoots Left

6'1" • 183 lbs.

5/28/01 • London, Ont.

Acquired: 2019 NHL Draft

2019-20 Teams: Barrie/Saginaw (OHL)

Drafted: Carolina 2019 (1-28)

CAREER STATS

YEAR	TEAM	LEAGUE	REGULAR SEASON					PLAYOFFS				
			GP	G	A	P	PIM	GP	G	A	P	PIM
2017-18	Barrie	OHL	64	14	30	44	10	12	1	3	4	2
2018-19	Barrie	OHL	65	25	50	75	14	—	—	—	—	—
2019-20	Barrie	OHL	21	5	18	23	16	—	—	—	—	—
	Saginaw	OHL	23	13	22	35	8	—	—	—	—	—
OHL Totals (3 seasons)			173	57	120	177	48	12	1	3	4	2

June 21, 2019 — Selected by the Carolina Hurricanes in the 2019 NHL Draft. First round, 28th overall.

September 18, 2019 — Signed a three-year, entry-level contract with the Carolina Hurricanes.

CAREER

Selected by the Hurricanes in the first round, 28th overall, in the 2019 NHL Draft... Represented Canada at the 2019 IIHF Under-18 World Championship... **2017-18:** Registered 44 points (14g, 30a) in 64 OHL games with Barrie... Recorded 11 multi-point games... Tallied two points (1g, 1a) in OHL debut vs. Ottawa (9/21)... Posted a four-game assist streak from 10/14-10/26 (5a)... Registered two assists at Oshawa (10/22)... Scored two goals at London (2/2)... Recorded three points (2g, 1a) at Niagara (3/2)... Posted five assists vs. Sudbury (3/17)... Added four points (1g, 3a) in 12 OHL playoff games... Made OHL playoff debut vs. Mississauga (3/22)... Recorded first career OHL playoff point with an assist at Mississauga (4/1)... Scored first career OHL playoff goal and added an assist vs. Kingston (4/4)... **2018-19:** Posted 75 points (25g, 50a) in 65 OHL games with Barrie... Led the Colts in assists and points... Finished second on the team in goals and power-play goals (8)... Tallied 22 multi-point games... Opened the season with a seven-game point streak from 9/20-10/7 (4g, 11a)... Posted three points (1g, 2a) in season-opener vs. Owen Sound (9/20)... Registered five points (1g, 4a) vs. Sudbury (9/27)... Recorded three points (1g, 2a) at Flint (10/21)... Posted three points vs. Windsor (10/27)... Played 100th career OHL game at Ottawa (1/5)... Tallied three points (1g, 2a) vs. Mississauga (2/2)... Earned 100th

career OHL point with an assist vs. Kingston (2/16)... Registered three points (1g, 2a) at Hamilton (2/18)... Recorded three assists vs. Ottawa (2/28)... Posted three points (1g, 2a) vs. Niagara (3/2)... Tallied three points at Niagara (3/10)... **2019-20:** Tallied 58 points (18g, 40a) in 44 OHL games with Barrie and Saginaw... Registered 23 points (5g, 18a) in 21 games with the Colts... Posted 35 points (13g, 22a) in 23 games with the Spirit... Set a new OHL career high in points per game (1.32)... Won 55.0% of his faceoffs (384-of-698)... Earned 16 multi-point games... Recorded four points (1g, 3a) vs. Mississauga (9/28)... Registered a nine-game point streak from 10/12-11/1 (3g, 9a), including assists in eight straight games from 10/12-10/30 (2g, 9a)... Posted three straight multi-point games from 10/19-10/26 (2g, 4a)... Missed 13 games with an eye injury (11/2-12/14)... Traded to Saginaw (1/10)... Tallied eight points (3g, 5a) in his first three games with the Spirit (1/10-1/17)... Scored first career OHL hat trick and added an assist at Sault Ste. Marie (1/17)... Posted three points (1g, 2a) at Windsor (1/19)... Registered a 10-game point streak from 1/26-2/21 (7g, 9a)... Scored two goals at Sarnia (1/31)... Recorded four points (1g, 3a) at Sault Ste. Marie (2/12)... Scored two goals vs. Hamilton (2/29).



TUUKKA TIEKSOLA

Right Wing • Shoots Right

5'10" • 146 lbs.

6/22/01 • Jaali, Finland

Acquired: 2019 NHL Draft

2019-20 Teams: Karpat (Finland), Karpat U20 (Finland-Jr.)

Drafted: Carolina 2019 (4-121)

CAREER STATS

YEAR	TEAM	LEAGUE	REGULAR SEASON					PLAYOFFS				
			GP	G	A	P	PIM	GP	G	A	P	PIM
2018-19	Karpat	Finland	1	0	0	0	0	—	—	—	—	—
	Karpat Jr.	Finland Jr.	51	15	45	60	26	11	3	4	7	8
2019-20	Karpat	Finland	5	0	0	0	0	—	—	—	—	—
	Hermes	Finland-2	2	1	0	1	0	—	—	—	—	—
	Karpat Jr.	Finland Jr.	43	27	34	61	18	1	0	2	2	0
Finland Totals (2 seasons)			6	0	0	0	0	—	—	—	—	—

June 22, 2019 — Selected by the Carolina Hurricanes in the 2019 NHL Draft. Fourth round, 121st overall.

CAREER

Selected by the Hurricanes in the fourth round, 121st overall, in the 2019 NHL Draft... Represented Finland at the 2019 IIHF U-18 World Championship... **2018-19:** Tallied 60 points (15g, 45a) in 51 Jr. A SM-liiga games with Karpat U20... Led league in assists... Finished tied for fifth in the league in points... Named Jr. A SM-liiga Rookie of the Year... Selected to Jr. A SM-liiga Second All-Star Team... Added seven points (3g, 4a) in 11 playoff games as Karpat U20 won the Jr. A SM-liiga title... Skated in one Liiga game with Karpat, making his

debut vs. HPK (2/27)... **2019-20:** Split the season between Karpat (Liiga), Hermes (Mestis) and Karpat U20 (Jr. A SM-liiga)... Skated in five Liiga games... Scored one goal in two Mestis games... Made Mestis debut at Kiekko-Pojat (11/22)... Scored first career Mestis goal at SaPKo (11/23)... Registered 61 points (27g, 34a) in 43 Jr. A SM-liiga games... Established Jr. A SM-liiga career highs in goals and points... Named Jr. A SM-liiga Best Forward and First Team All-Star... Led Jr. A SM-liiga in points per game (1.42).



KEVIN WALL 62

Right Wing • Shoots Right

6'0" • 188 lbs.

2/1/00 • Rochester, N.Y.

Acquired: 2019 NHL Draft

2019-20 Team: Penn State (Big Ten)

Drafted: Carolina 2019 (6-181)

CAREER STATS


YEAR	TEAM	LEAGUE	REGULAR SEASON					PLAYOFFS				
			GP	G	A	P	PIM	GP	G	A	P	PIM
2016-17	Salisbury School	High-CT	30	16	16	32	—	—	—	—	—	—
2017-18	Salisbury School	High-CT	28	17	11	28	4	—	—	—	—	—
2018-19	Chilliwack	BCHL	49	31	33	64	50	11	2	2	4	14
2019-20	Penn State	Big Ten	26	2	5	7	8	—	—	—	—	—
NCAA Totals (1 season)			26	2	5	7	8	—	—	—	—	—

June 22, 2019 — Selected by the Carolina Hurricanes in the 2019 NHL Draft. Sixth round, 181st overall.

CAREER

Selected by the Hurricanes in the sixth round, 181st overall, in the 2019 NHL Draft... Committed to play college hockey at Penn State... **2016-17:** Tallied 32 points (16g, 16a) in 30 prep school games with Salisbury School (Conn.)... Posted 11 multi-point games... Recorded an assist in prep school debut vs. Taft (11/30)... Scored a hat trick and added an assist vs. Ridley College (1/1)... Registered a hat trick vs. Westminster (1/14)... **2017-18:** Posted 28 points (17g, 11a) in 28 prep school games with Salisbury School (Conn.)... Recorded eight multi-point games... Opened the season with a five-game point streak from 11/29-12/13 (4g, 3a)... Tallied three points (2g, 1a) vs. Deerfield (1/6)... Scored two goals vs. Berkshire (1/27)... Scored two goals vs. Hotchkiss (2/21)... **2018-19:** Registered 64 points (31g, 33a) in 49 BCHL games with Chilliwack... Finished eighth in the league in goals and points... Recorded 16 multi-point games... Opened the season with a nine-game point streak from 9/7-9/29 (7g, 4a)... Scored a goal in BCHL debut at Prince George (9/7)... Posted five points (2g, 3a) at West Kelowna (10/16)... Earned an eight-game point

streak from 10/27-11/18 (8g, 9a)... Tallied five points (2g, 3a) vs. Alberni Valley (11/4)... Recorded four assists at Surrey (11/12)... Registered three assists vs. Langley (1/30)... Earned a seven-game point streak from 1/30-2/13 (8g, 6a)... Posted a four-game goal streak from 2/1-2/8 (5g, 2a)... Scored a hat trick at Salmon Arm (2/13)... Added four points (2g, 2a) in 11 BCHL playoff games... Made BCHL playoff debut vs. Langley (3/1)... Posted first career BCHL playoff point with an assist vs. Langley (3/2)... Scored first career BCHL playoff goal vs. Langley (3/7)... **2019-20:** Posted seven points (2g, 5a) in 26 NCAA games during his freshman season at Penn State... Finished third among Penn State freshmen in assists and points... Made collegiate debut vs. Sacred Heart (10/11)... Tallied first career collegiate point (assist) vs. Alaska-Fairbanks (10/17)... Scored first career collegiate goal at Minnesota (11/15)... Recorded two assists at Minnesota (11/16)... Scored the game-winning goal vs. Minnesota (2/22).



CADE WEBBER 68

Defenseman • Shoots Left

6'6" • 194 lbs.

1/5/01 • Worcester, Pa.

Acquired: 2019 NHL Draft

2019-20 Team: Penticton (BCHL)

Drafted: Carolina 2019 (4-99)

CAREER STATS

YEAR	TEAM	LEAGUE	REGULAR SEASON					PLAYOFFS				
			GP	G	A	P	PIM	GP	G	A	P	PIM
2016-17	The Rivers School	High-MA	31	2	15	17	—	—	—	—	—	—
2017-18	The Rivers School	High-MA	29	2	8	10	6	—	—	—	—	—
2018-19	U.S. NTDP	USDP	7	0	0	0	2	—	—	—	—	—
	The Rivers School	High-MA	29	12	14	26	20	—	—	—	—	—
2019-20	Penticton	BCHL	23	2	3	5	6	—	—	—	—	—
BCHL Totals (1 season)			23	2	3	5	6	—	—	—	—	—

June 22, 2019 — Selected by the Carolina Hurricanes in the 2019 NHL Draft. Fourth round, 99th overall.

CAREER

Selected by the Hurricanes in the fourth round, 99th overall, in the 2019 NHL Draft... Committed to play college hockey at Boston University... **2016-17:** Tallied 17 points (2g, 17a) in 31 prep school games with The Rivers School (Mass.)... Made prep school debut vs. St. Sebastian's (11/30)... Recorded first career prep school point with an assist vs. Thayer (12/2)... Scored first career prep school goal and added three assists vs. St. Mark's (1/14)... Tallied three assists vs. Brooks (1/18)... Registered two assists vs. Noble and Greenough (1/27)... Posted a four-game point streak from 2/11-2/22 (1g, 4a)... Recorded two assists vs. Middlesex (2/18)... **2017-18:** Tallied 10 points (2g, 8a) in 29 prep school

games with The Rivers School (Mass.)... Registered two points (1g, 1a) in season debut vs. St. George's (12/6)... **2018-19:** Recorded 26 points (12g, 14a) in 29 prep school games with The Rivers School (Mass.)... Led team defensemen in points... Named to All-NEPSAC East Team and ISL All-League Team... Also skated in seven games with the U.S. National Team Development Program... **2019-20:** Tallied five points (2g, 3a) in 23 BCHL games with Penticton... Made BCHL debut at Trail (9/6)... Recorded two points (1g, 1a) for first career BCHL goal and first career BCHL assist at Merritt (9/13)... Scored the game-winning goal vs. Vernon (10/4)... Missed the final 35 games of the season due to injury.



CHICAGO WOLVES (AHL)

2301 Ravine Way
Glenview, Ill. 60025
Phone: 847/724-4625

Website: ChicagoWolves.com
Colors: Burgundy, Gold, Black, White
Home Arena (capacity): Allstate Arena (16,692)



RYAN WARSOFSKY

HEAD COACH

Ryan Warsofsky, 32, was named Chicago Wolves head coach on Sept. 10, 2020. He joined the organization after serving as the Charlotte Checkers' head coach during the 2019-20 season.

The North Marshfield, Mass., native ranks as the American Hockey League's (AHL) youngest head coach and launched his coaching career in 2012 at Curry College in Milton, Mass. After one season as a Curry assistant, Warsofsky became an assistant coach for the ECHL's South Carolina Stingrays working with current Hershey Bears head coach Spencer Carbery. After three years as an assistant, Warsofsky was promoted to head coach and led South Carolina to the Kelly Cup Finals in his first year.

Warsofsky posted an 88-44-10-2 record (.653) in two seasons at South Carolina before joining the Charlotte Checkers prior to the 2018-19 season. Serving as an assistant for Mike Vellucci, Warsofsky helped lead the Checkers to the 2019 Calder Cup championship. Upon Vellucci's departure for the AHL's Wilkes-Barre/Scranton squad, Warsofsky became Charlotte's head coach on July 10, 2019, and directed the Checkers to a 34-22-5-0 mark (.598) during the pandemic-shortened 2019-20 season.

Warsofsky hails from a hockey-oriented family as he and his three brothers — Adam, Jarod and David — all played collegiately or professionally. David appeared in 55 NHL games from 2014-18 and spent the 2019-20 season with Wilkes-Barre/Scranton. Ryan split his college years between Sacred Heart University and Curry College before enjoying a brief run as a pro defenseman for the Turnhout White Caps (Belgium), Rio Grande Valley Killer Bees (Central Hockey League) and Cape Cod Bluefins (Federal Hockey League).



PATRICK DWYER

ASSISTANT COACH

Patrick Dwyer, 37, was named Chicago Wolves assistant coach on Sept. 10, 2020. He re-joins the organization after serving as the Charlotte Checkers' assistant alongside Ryan Warsofsky in 2019-20.

Dwyer was selected by the Atlanta Thrashers in the fourth round of the 2002 NHL Draft. He graduated from Western Michigan University in 2005 and spent his first full year in professional hockey with the Wolves. The right wing posted 45 points (16g, 29a) and a +15 plus/minus rating in 73 games during the 2005-06 season. He ranked fifth on head coach John Anderson's squad with 45 points.

The Spokane, Wash., native moved to the Carolina Hurricanes organization, where he split the next nine seasons between Carolina and the AHL's Albany River Rats. Dwyer delivered 93 points (42g, 51a) in 416 NHL regular-season games from 2008-15. He added 196 points (94g, 102a) in 354 AHL appearances for the Wolves, Albany (2006-10) and the Charlotte Checkers (2016-17).

After wrapping up his professional playing career for the EHL's Belfast Giants in 2019, Dwyer launched his coaching career last season with Charlotte. He helped guide the Checkers to a 34-22-5-0 record (.598) and a third-place finish in the AHL's Atlantic Division.



BOB NARDELLA

ASSISTANT COACH

Bob Nardella, 52, was promoted to assistant coach on July 12, 2017, after serving for two seasons as skills development coach and three seasons as a part-time assistant for the franchise. During his three seasons as a full-time assistant, Nardella has helped to lead the Wolves to the 2018 and 2019 Central Division crowns along with the 2019 Calder Cup Finals.

Nardella is one of the most accomplished players in Chicago Wolves history. He ranks second on the team's all-time regular-season list for games (476), fifth in assists (239) and sixth in points (298) after spending six full and three partial seasons with the Wolves. He was a key player when Chicago captured the 1998 and 2000 Turner Cups as well as the 2002 Calder Cup. The Melrose Park, Ill., native ranks second on the Wolves' all-time postseason list in games (101), fourth in points (61), fourth in

assists (44), and seventh in goals (17).

Nardella lives in Rosemont, Ill., with his wife, Alicia, and their sons, Bobby and Nicholas. Bobby spent four years attending Notre Dame before turning pro in April 2019. He spent the 2019-20 season with the AHL's Hershey Bears.

YEAR	TEAM	COACH	GP	W	L	T/OT	OT/SOL	PTS	GF	GA	PCT
1979-80	Springfield Indians	Larry Kish	80	31	37	12		74	292	302	0.463
1980-81	Binghamton Whalers	Larry Kish	80	32	42	6		70	296	336	0.438
1981-82	Binghamton Whalers	Larry Kish	80	46	28	6		98	329	266	0.613
1982-83	Binghamton Whalers	John Cuniff/Rick Ley	80	36	36	8		80	320	333	0.500
1983-84	Binghamton Whalers	John Cuniff	80	33	43	4		70	359	388	0.438
1984-85	Binghamton Whalers	Larry Pleau	80	52	20	8		112	388	265	0.700
1985-86	Binghamton Whalers	Larry Pleau	80	41	34	5		87	316	290	0.544
1986-87	Binghamton Whalers	Larry Pleau	80	47	26	7		101	309	259	0.631
1987-88	Binghamton Whalers	Larry Pleau/Doug Jarvis	80	38	34	8		87	353	300	0.544
1988-89	Binghamton Whalers	Claude Larose	80	28	46	6		62	307	392	0.388
1989-90	Binghamton Whalers	Doug McKay	80	11	60	9		31	229	366	0.194
1990-91	Springfield Indians	Jim Roberts	80	43	27	10		96	348	281	0.600
1991-92	Springfield Indians	Jay Leach	80	43	29	8		94	308	277	0.588
1992-93	Springfield Indians	Jay Leach	80	25	41	14		64	282	336	0.400
1993-94	Springfield Indians	Joel Quenneville	80	29	38	13		71	309	327	0.444
1994-95	Springfield Falcons	Paul Gillis	80	31	37	12		74	299	289	0.463
1995-96	Springfield Falcons	Kevin McCarthy	80	42	27	11		100	272	215	0.594
1996-97	Springfield Falcons	Kevin McCarthy	80	41	27	12		96	268	229	0.588
1997-98	Beast of New Haven	Kevin McCarthy	80	38	35	7		85	256	239	0.519
1998-99	Beast of New Haven	Kevin McCarthy	80	33	35	12		78	240	250	0.488
1999-00	Cincinnati Cyclones	Ron Smith	82	44	30	8		96	244	246	0.585
2000-01	Cincinnati Cyclones	Ron Smith	82	44	29	9		97	267	258	0.591
2001-02	Lowell Lock Monsters	Ron Smith	82	41	25	11	3	96	229	209	0.585
2002-03	Lowell Lock Monsters	Ron Smith	82	19	51	7	3	48	175	275	0.293
2003-04	Lowell Lock Monsters	Ron Smith	80	32	36	6	6	76	208	242	0.475
2004-05	Lowell Lock Monsters	Tom Rowe	80	47	27	1	5	100	242	190	0.625
2005-06	Lowell Lock Monsters	Tom Rowe	80	29	37	6	8	72	222	257	0.450
2006-07	Albany River Rats	Tom Rowe	80	37	36		7	81	246	258	0.506
2007-08	Albany River Rats	Tom Rowe	80	43	30		7	93	213	198	0.581
2008-09	Albany River Rats	Jeff Daniels	80	33	40		7	73	219	258	0.456
2009-10	Albany River Rats	Jeff Daniels	80	43	29	3	5	94	244	231	0.588
2010-11	Charlotte Checkers	Jeff Daniels	80	44	27	2	7	97	265	243	0.606
2011-12	Charlotte Checkers	Jeff Daniels	76	38	29	3	6	85	209	214	0.559
2012-13	Charlotte Checkers	Jeff Daniels	76	42	26	4	4	92	227	202	0.605
2013-14	Charlotte Checkers	Jeff Daniels	76	37	36	1	2	77	228	241	0.507
2014-15	Charlotte Checkers	Jeff Daniels	76	31	38	6	1	69	172	231	0.454
2015-16	Charlotte Checkers	Mark Morris	76	36	32	3	5	80	214	229	0.526
2016-17	Charlotte Checkers	Ulf Samuelsson	76	39	29	7	1	86	212	208	0.566
2017-18	Charlotte Checkers	Mike Velucci	76	46	26	1	3	96	262	212	0.632
2018-19	Charlotte Checkers	Mike Velucci	76	51	17	7	1	110	255	189	0.724
2019-20	Charlotte Checkers	Ryan Warsofsky	61	34	22	5	0	73	202	172	0.598

YEAR	TEAM	COACH	STANDINGS	PLAYOFF HISTORY
1979-80	Springfield Indians	Larry Kish	5th—N'r'n Div.	Missed the playoffs by one point
1980-81	Binghamton Whalers	Larry Kish	3rd—S'r'n Div.	Lost to Adirondack in the first round, 4-1
1981-82	Binghamton Whalers	Larry Kish	1st—S'r'n Div.	Lost to New Brunswick in the Finals, 4-1
1982-83	Binghamton Whalers	John Cuniff/Rick Ley	4th—S'r'n Div.	Lost to Rochester in the first round, 4-1
1983-84	Binghamton Whalers	John Cuniff	6th—S'r'n Div.	Missed the playoffs by 14 points
1984-85	Binghamton Whalers	Larry Pleau	1st—S'r'n Div.	Lost to Baltimore in the second round, 4-0
1985-86	Binghamton Whalers	Larry Pleau	2nd—S'r'n Div.	Lost to St. Catharines in the first round, 4-2
1986-87	Binghamton Whalers	Larry Pleau	2nd—S'r'n Div.	Lost to Rochester in the second round, 4-2
1987-88	Binghamton Whalers	Larry Pleau/Doug Jarvis	4th—S'r'n Div.	Lost to Hershey in the first round, 4-0
1988-89	Binghamton Whalers	Claude Larose	7th—S'r'n Div.	Missed the playoffs by 20 points
1989-90	Binghamton Whalers	Doug McKay	7th—S'r'n Div.	Missed the playoffs by 61 points
1990-91	Springfield Indians	Jim Roberts	1st—N'r'n Div.	Won the Calder Cup
1991-92	Springfield Indians	Jay Leach	1st—N'r'n Div.	Lost to Adirondack in the second round, 4-0
1992-93	Springfield Indians	Jay Leach	4th—N'r'n Div.	Lost to Cape Breton in the third round, 2-0
1993-94	Springfield Indians	Joel Quenneville	4th—N'r'n Div.	Lost to Adirondack in the first round, 4-2
1994-95	Springfield Falcons	Paul Gillis	5th—N'r'n Div.	Missed playoffs on tie-breaking formula
1995-96	Springfield Falcons	Kevin McCarthy	1st—N'r'n Div.	Lost to Portland in the second round, 4-2
1996-97	Springfield Falcons	Kevin McCarthy	2nd—N'r'n Div.	Lost to Hershey in the third round, 4-3
1997-98	Beast of New Haven	Kevin McCarthy	3rd—NE Div.	Lost to Hartford in first round, 3-0
1998-99	Beast of New Haven	Kevin McCarthy	5th—NE Div.	Missed playoffs on tie-breaking formula
1999-00	Cincinnati Cyclones	Ron Smith	3rd—East Div.	Lost to Grand Rapids in East Div. finals, 4-1
2000-01	Cincinnati Cyclones	Ron Smith	3rd—East Div.	Lost to Orlando in first round, 4-1
2001-02	Lowell Lock Monsters	Ron Smith	1st—N'r'n Div.	Lost to St. John's in first round, 3-2
2002-03	Lowell Lock Monsters	Ron Smith	5th—N'r'n Div.	Missed the playoffs by 29 points
2003-04	Lowell Lock Monsters	Ron Smith	6th—Atl. Div.	Missed the playoffs by nine points
2004-05	Lowell Lock Monsters	Tom Rowe	3rd—Atl. Div.	Lost to Providence in the second round, 4-1
2005-06	Lowell Lock Monsters	Tom Rowe	5th—Atl. Div.	Missed the playoffs by 20 points
2006-07	Albany River Rats	Tom Rowe	4th—East Div.	Lost to Hershey in the first round, 4-1
2007-08	Albany River Rats	Tom Rowe	3rd—East Div.	Lost to Philadelphia in the first round, 4-3
2008-09	Albany River Rats	Jeff Daniels	7th—East Div.	Missed the playoffs by 20 points
2009-10	Albany River Rats	Jeff Daniels	2nd—East Div.	Lost to Hershey in the second round, 4-0
2010-11	Charlotte Checkers	Jeff Daniels	3rd—East Div.	Lost to Binghamton in the third round, 4-0
2011-12	Charlotte Checkers	Jeff Daniels	3rd—Midwest Div.	Missed the playoffs by one point
2012-13	Charlotte Checkers	Jeff Daniels	2nd—West Div.	Lost to Oklahoma City in the first round, 3-2
2013-14	Charlotte Checkers	Jeff Daniels	4th—West Div.	Missed the playoffs by six points
2014-15	Charlotte Checkers	Jeff Daniels	4th—West Div.	Missed the playoffs by 18 points
2015-16	Charlotte Checkers	Mark Morris	5th—Central Div.	Missed the playoffs by 0.011 percentage points
2016-17	Charlotte Checkers	Ulf Samuelsson	4th—Central Div.	Lost to Chicago in the first round, 3-2
2017-18	Charlotte Checkers	Mike Velucci	3rd—Atlantic Div.	Lost to Lehigh Valley in the second round, 4-1
2018-19	Charlotte Checkers	Mike Velucci	*1st —Atlantic Div.	Won the Calder Cup
2019-20	Charlotte Checkers	Ryan Warsofsky	3rd—Atlantic Div.	Postseason canceled (COVID-19 pandemic)

*Won the Macgregor Kilpatrick Trophy as the AHL team with the best regular-season record


MINOR LEAGUE AFFILIATE LEADING SCORER

YEAR	TEAM	PLAYER	GP	G	A	PTS	PIM
1979-80	Springfield Indians	Jean Savard	78	28	43	71	60
1980-81	Binghamton Whalers	Ray Allison	74	31	39	70	81
1981-82	Binghamton Whalers	Bob Sullivan	74	47	43	90	44
1982-83	Binghamton Whalers	Ross Yates	77	41	84*	125*	28
1983-84	Binghamton Whalers	Ross Yates	68	35	73*	108	82
1984-85	Binghamton Whalers	Paul Gardner	64	51*	79*	130**	10
1985-86	Binghamton Whalers	Daryl Evans	69	40	52	92	50
1986-87	Binghamton Whalers	Mike Millar	61	45	32	77	38
1987-88	Binghamton Whalers	Mike Richard	72	46	48	94	23
1988-89	Binghamton Whalers	Terry Yake	75	39	56	95	57
1989-90	Binghamton Whalers	James Black	80	37	35	72	34
1990-91	Springfield Indians	Michel Picard	77	56*	40	96	61
1991-92	Springfield Indians	Shawn Evans	80	11	67	78	81
1992-93	Springfield Indians	Leonid Toropchenko	71	31	30	61	59
1993-94	Springfield Indians	Mike Tomlak	79	44	56	100	53
1994-95	Springfield Falcons	Robert Petrovicky	74	30	52	82	121
1995-96	Springfield Falcons	Iain Fraser	53	24	47	71	27
1996-97	Springfield Falcons	Juha Ylonen	70	20	41	61	6
1997-98	Beast of New Haven	Kevin Brown	67	28	44	72	65
1998-99	Beast of New Haven	Shane Willis	73	31	50	81	49
1999-00	Cincinnati Cyclones	Gilbert Dionne	81	34	49	83	88
2000-01	Cincinnati Cyclones	Greg Koehler	80	35	36	71	122
2001-02	Lowell Lock Monsters	Jeff Heerema	76	33	37	70	90
2002-03	Lowell Lock Monsters	Ryan Bayda	53	11	32	43	32
2003-04	Lowell Lock Monsters	Mike Zigomanis	61	17	35	52	56
2004-05	Lowell Lock Monsters	Eric Staal	77	26	51	77	88
2005-06	Lowell Lock Monsters	Keith Aucoin	72	29	56	85	68
2006-07	Albany River Rats	Keith Aucoin	65	27	72	99	108
2007-08	Albany River Rats	Jamie Johnson	79	21	37	58	28
2008-09	Albany River Rats	Jerome Samson (tied)	70	22	32	54	56
2009-10	Albany River Rats	Jerome Samson	74	37	41	78	66
2010-11	Charlotte Checkers	Zach Boychuk	60	22	43	65	48
2011-12	Charlotte Checkers	Chris Terry	74	16	43	59	67
2012-13	Charlotte Checkers	Chris Terry	70	25	35	60	40
2013-14	Charlotte Checkers	Zach Boychuk	69	36*	38	74	55
2014-15	Charlotte Checkers	Justin Shugg	65	21	22	43	28
2015-16	Charlotte Checkers	Derek Ryan	70	23	32	55	24
2016-17	Charlotte Checkers	Andrew Poturalski	74	19	33	52	34
2017-18	Charlotte Checkers	Lucas Wallmark	45	17	38	55	16
2018-19	Charlotte Checkers	Andrew Poturalski	72	23	47	70	34
2019-20	Charlotte Checkers	Jake Bean	59	10	38	48	34

*Indicates an AHL Leading Figure

**Indicates an AHL Record Figure

48 JORDAN
MARTINOOK



OPPONENTS

2020-21 Opponents with Current Player, Team Information and Series Records



ANAHEIM DUCKS

2020-21 SCHEDULE

No games scheduled

HURRICANES vs. ANAHEIM

ALL-TIME: GP: 40 15-16-2-7 GF: 109 GA: 110
at home: GP: 20 8-7-1-4 GF: 47 GA: 45
on road: GP: 20 7-9-1-3 GF: 62 GA: 65
in overtime: GP: 11 1-8-2

Owners.....Henry and Susan Samuelli
Executive vice president/General manager.....Bob Murray
Head coach.....Dallas Eakins
Assistant coaches.....Marty Wilford, Mark Morrison
Goaltending coach.....Sudarshan Maharaj
Director of media & communications.....Alex Gilchrist
Media & communications programs manager.....Keren Lynch
General office.....714/940-2900

Inaugural season.....1993-94
Stanley Cup titles.....1 (2007)
Home ice.....Honda Center (1993)
Building capacity.....17,174
2019-20 record.....29-33-9
AHL affiliate.....San Diego Gulls

SERIES RECORDS

Winning streak.....3 (2x).....Last: 12/6/2005-10/19/2008
Losing streak.....5.....Last: 11/10/2016-11/30/2018
Unbeaten streak.....5.....11/29/1998-2/8/2002
Goals scored.....6.....12/6/2005 (W, 6-2)
Goals allowed.....6 (2x).....Last: 1/31/1997 (L, 6-3)
Goals, both teams.....10.....12/7/2016 (OT, 6-5**)

LAST TRANSACTION

6/27/2015 CAR acquired James Wisniewski from ANA in exchange for
Anton Khudobin.

2019-20 SERIES RECAP

DUCKS WIN SEASON SERIES: 2-0-0 (HURRICANES: 0-1-1)

At CAROLINA HURRICANES	Attend	Goaltenders	Winning Goal
17 Jan '20 *Hurricanes 1 Ducks 2	16,913	Reimer vs. Miller	Sam Steel

At ANAHEIM DUCKS	Attend	Goaltenders	Winning Goal
18 Oct '19 Hurricanes 2 Ducks 4	14,755	Reimer/Mrazek vs. Miller	Jakob Silfverberg

SERIES STATISTICS

HURRICANES SPECIALTY TEAMS	DUCKS SPECIALTY TEAMS
Power Play.....1-5.....20.0%	Power Play.....0-3.....0.0%
Penalty Killing.....3-3.....100.0%	Penalty Killing.....4-5.....80.0%

HURRICANES LEADING SCORER	DUCKS LEADING SCORERS
GP G A P +/- PIM	GP G A P +/- PIM
Teuvo Teravainen 2 0 2 2 2 0	Jakob Silfverberg 2 1 1 2 1 0
	Sam Steel 2 1 1 2 2 0
	Ryan Getzlaf 2 0 2 2 2 2
	Hampus Lindholm 2 0 2 2 3 2
	Rickard Rakell 2 0 2 2 3 2

GOALTENDING

HURRICANES	GP	Min	W-L-OT	SO	GA	SA	SV	GAA	SV%
James Reimer	2	92	0-0-1	0	2	44	42	1.31	.955
Petr Mrazek	1	26	0-1-0	0	4	13	9	9.28	.692

DUCKS	GP	Min	W-L-OT	SO	GA	SA	SV	GAA	SV%
Ryan Miller	2	122	2-0-0	0	3	50	47	1.48	.940

ALL-TIME SEASON SERIES RECORDS

YEAR	OVERALL	HOME	ROAD	YEAR	OVERALL	HOME	ROAD	YEAR	OVERALL	HOME	ROAD
1993-94	0-2-0	0-1-0	0-1-0	2002-03	0-2-0-0	0-1-0-0	0-1-0-0	2012-13	Did not play Western Conf. Teams		
1994-95	Did not play Western Conf. Teams			2003-04	0-2-0-0	0-1-0-0	0-1-0-0	2013-14	1-1-0	1-0-0	0-1-0
1995-96	2-0-0	1-0-0	1-0-0	2005-06	1-0-0	0-0-0	1-0-0	2014-15	0-1-1	0-1-0	0-0-1
1996-97	1-1-0	1-0-0	0-1-0	2006-07	1-0-0	1-0-0	0-0-0	2015-16	1-1-0	0-1-0	1-0-0
1997-98	2-0-0	1-0-0	1-0-0	2007-08	Did not play Pacific Div. Teams			2016-17	0-1-1	0-1-0	0-0-1
1998-99	1-1-0	1-0-0	0-1-0	2008-09	1-1-0	0-1-0	1-0-0	2017-18	0-1-1	0-0-1	0-1-0
1999-00	0-0-1-0	0-0-1-0	0-0-0-0	2009-10	0-1-0	0-0-0	0-1-0	2018-19	1-0-1	0-0-1	1-0-0
2000-01	1-0-1-0	1-0-0-0	0-0-1-0	2010-11	1-0-0	1-0-0	0-0-0	2019-20	0-1-1	0-0-1	0-1-0
2001-02	1-0-0-0	0-0-0-0	1-0-0-0	2011-12	0-0-2	0-0-1	0-0-1				

ALL-TIME SEASON GAME RESULTS (*Overtime **Shootout)

1/14/1994 L 3-6 at ANA	11/11/1998 L 4-5* at ANA	12/31/2003 L 1-3 ANA	2/8/2012 OT 2-3* at ANA	11/10/2016 L 2-4 ANA
3/26/1994 L 2-3 ANA	11/29/1998 W 3-1 ANA	2/4/2004 L 2-3 at ANA	2/23/2012 OT 2-3** ANA	12/7/2016 OT 5-6** at ANA
10/11/1995 W 3-2 ANA	1/7/2000 T 4-4* ANA	12/6/2005 W 6-2 at ANA	11/15/2013 W 3-2** ANA	10/29/2017 OT 3-4** ANA
2/2/1996 W 4-3 at ANA	1/14/2001 W 4-0 ANA	12/29/2006 W 4-2 ANA	3/2/2013 L 3-5 at ANA	12/11/2017 L 2-3 at ANA
10/24/1996 W 4-1 ANA	2/11/2001 T 2-2* at ANA	10/19/2008 W 3-1 at ANA	2/3/2015 OT 4-5* at ANA	11/30/2018 OT 1-2* ANA
1/31/1997 L 3-6 at ANA	2/8/2002 W 4-1 at ANA	11/30/2008 L 1-4 ANA	2/12/2015 L 1-2 ANA	12/7/2018 W 4-1 at ANA
12/30/1997 W 2-1 ANA	2/9/2003 L 1-2 at ANA	11/25/2009 L 2-3 at ANA	11/16/2015 L 1-4 ANA	10/18/2019 L 2-4 at ANA
3/8/1998 W 3-1 at ANA	2/23/2003 L 0-4 ANA	12/18/2010 W 4-2 ANA	12/11/2015 W 5-1 at ANA	1/17/2020 OT 1-2* ANA



ARIZONA COYOTES

2020-21 SCHEDULE

No games scheduled

HURRICANES vs. ARIZONA

ALL-TIME: GP: 82 42-30-8-2 GF: 283 GA: 257
at home: GP: 41 20-15-6-0 GF: 136 GA: 119
on road: GP: 41 22-15-2-2 GF: 147 GA: 138
in overtime: GP: 15 6-3-4

Owner/Chairman/Governor..... Alex Meruelo
President of hockey operations/General manager..... Bill Armstrong
Head coach..... Rick Tocchet
Assistant coaches..... Phil Housley, Cory Stillman
Goaltending coach..... Corey Schwab
Executive vice president, communications & broadcasting..... Rich Nairn
Director, media relations..... Greg Dillard
Manager, media relations..... Jeffrey Sanders
General office..... 623/772-3200

Inaugural season..... 1972-73 (Winnipeg WHA); 1979-80 (NHL);
..... 1996-97 (Phoenix – name changed to Arizona, 2014-15)
Stanley Cup titles..... None
Home ice..... Gila River Arena (2003)
Building capacity..... 17,125
2019-20 record..... 33-29-8
AHL affiliate..... Tucson Roadrunners

SERIES RECORDS

Winning streak..... 5..... 12/14/2013-12/12/2015
Losing streak..... 4 (2x)..... Last: 2/26/2003-1/4/2007
Unbeaten streak..... 5 (3x)..... Last: 12/14/2013-12/12/2015
Goals scored..... 8 (3x)..... Last: 11/23/1985 (W, 8-1)
Goals allowed..... 8 (3x)..... Last: 12/3/2005 (L, 8-4)
Goals, both teams..... 15..... 1/18/1993 (L, 8-7)

LAST TRANSACTION

5/3/2018 CAR acquired forward Jordan Martinook and a fourth-round pick in the 2018 NHL Draft (96th overall – Luke Henman) from ARI in exchange for forward Marcus Kruger and a third-round pick in the 2018 NHL Draft (73rd overall – Ty Emberson).

2019-20 SERIES RECAP

HURRICANES WIN SEASON SERIES: 2-0-0 (COYOTES: 0-2-0)

At CAROLINA HURRICANES	Attend	Goaltenders	Winning Goal
10 Jan '20 Hurricanes 3 Coyotes 0	16,476	Mrazek vs. Raanta/Hill	Warren Foegele

At ARIZONA COYOTES	Attend	Goaltenders	Winning Goal
06 Feb '20 Hurricanes 5 Coyotes 3	11,632	Reimer vs. Raanta	Sebastian Aho

SERIES STATISTICS

HURRICANES SPECIALTY TEAMS	COYOTES SPECIALTY TEAMS
Power Play..... 0-5..... 0.0%	Power Play..... 1-8..... 12.5%
Penalty Killing..... 7-8..... 87.5%	Penalty Killing..... 5-5..... 100.0%

HURRICANES LEADING SCORER	COYOTES LEADING SCORER
GP G A P +/- PIM	GP G A P +/- PIM
Andrei Svechnikov 2 2 2 4 2 2	Alex Goligoski 2 1 1 2 -4 0

GOALTENDING

HURRICANES	GP	Min	W-L-OT	SO	GA	SA	SV	GAA	SV%
Petr Mrazek	1	60	1-0-0	1	0	32	32	0.00	1.000
James Reimer	1	60	1-0-0	0	3	33	30	3.00	.909

COYOTES	GP	Min	W-L-OT	SO	GA	SA	SV	GAA	SV%
Adin Hill	1	20	0-0-0	0	0	1	1	0.00	1.000
Antti Raanta	2	98	0-2-0	0	7	58	51	4.27	.879

ALL-TIME SEASON SERIES RECORDS

YEAR	OVERALL	HOME	ROAD	YEAR	OVERALL	HOME	ROAD	YEAR	OVERALL	HOME	ROAD
1979-80	2-2-0	2-0-0	0-2-0	1993-94	1-0-1	1-0-0	0-0-1	2008-09	2-0-0	1-0-0	1-0-0
1980-81	3-0-1	1-0-1	2-0-0	1994-95	Did Not Play Western Conf. Teams			2009-10	0-1-0	0-1-0	0-0-0
1981-82	2-1-0	1-1-0	1-0-0	1995-96	1-1-0	0-1-0	1-0-0	2010-11	1-0-0	0-0-0	1-0-0
1982-83	1-1-1	0-0-1	1-1-0	1996-97	2-0-0	1-0-0	1-0-0	2011-12	0-1-0	0-1-0	0-0-0
1983-84	0-2-1	0-1-1	0-1-0	1997-98	1-0-1	0-0-1	1-0-0	2012-13	Did Not Play Western Conf. Teams		
1984-85	1-2-0	0-1-0	1-1-0	1998-99	0-0-1	0-0-0	0-0-1	2013-14	1-1-0	0-1-0	1-0-0
1985-86	2-1-0	2-0-0	0-1-0	1999-00	0-2-0-0	0-1-0-0	0-1-0-0	2014-15	2-0-0	1-0-0	1-0-0
1986-87	1-1-1	0-0-1	1-1-0	2000-01	1-1-0-0	0-1-0-0	1-0-0-0	2015-16	2-0-0	1-0-0	1-0-0
1987-88	2-1-0	2-0-0	0-1-0	2001-02	1-0-0-0	1-0-0-0	0-0-0-0	2016-17	1-1-0	0-1-0	1-0-0
1988-89	2-1-0	1-0-0	1-1-0	2002-03	1-1-0-0	1-0-0-0	0-1-0-0	2017-18	1-0-1	1-0-0	0-0-1
1989-90	1-2-0	0-2-0	1-0-0	2003-04	0-1-0-0	0-1-0-0	0-0-0-0	2018-19	1-0-1	1-0-0	0-0-1
1990-91	1-2-0	1-0-0	0-2-0	2005-06	0-1-0	0-0-0	0-1-0	2019-20	2-0-0	1-0-0	1-0-0
1991-92	2-0-1	0-0-1	2-0-0	2006-07	0-1-0	0-1-0	0-0-0				
1992-93	1-2-0	0-1-0	1-1-0	2007-08	Did Not Play Pacific Div. Teams						

ALL-TIME SEASON GAME RESULTS (*Overtime **Shootout)

11/14/1979 L 2-3 at ARI (WPG)	10/24/1984 L 4-8 at ARI (WPG)	2/24/1990 L 1-3 ARI (WPG)	3/6/1998 W 5-4* at ARI (PHX)	10/13/2013 L 3-5 ARI (PHX)
1/21/1980 W 7-2 ARI (WPG)	11/7/1984 L 0-3 ARI (WPG)	11/9/1990 L 4-5 at ARI (WPG)	3/15/1999 T 5-5* at ARI (PHX)	12/14/2013 W 3-1 at ARI (PHX)
2/15/1980 W 5-4 ARI (WPG)	2/19/1985 W 6-2 at ARI (WPG)	1/5/1991 W 4-3 ARI (WPG)	1/27/2000 L 2-4 ARI (PHX)	11/1/2014 W 3-0 ARI
3/26/1980 L 0-7 at ARI (WPG)	11/23/1985 W 8-1 ARI (WPG)	2/26/1991 L 4-5 at ARI (WPG)	3/1/2000 L 5-7 at ARI (PHX)	2/5/2015 W 2-1** at ARI
11/26/1980 W 8-4 ARI (WPG)	1/25/1986 W 7-2 ARI (WPG)	10/16/1991 W 3-2 at ARI (WPG)	2/7/2001 W 2-1* at ARI (PHX)	12/6/2015 W 5-4 ARI
12/10/1980 W 8-5 at ARI (WPG)	2/14/1986 L 4-5 at ARI (WPG)	1/21/1992 T 3-3* ARI (WPG)	2/16/2001 L 0-2 ARI (PHX)	12/12/2015 W 5-4* at ARI
1/10/1981 W 5-3 at ARI (WPG)	10/16/1986 T 4-4* ARI (WPG)	3/13/1992 W 1-0 at ARI (WPG)	11/4/2001 W 1-0* ARI (PHX)	3/3/2017 L 2-4 ARI
2/18/1981 T 3-3 ARI (WPG)	1/9/1987 L 0-3 at ARI (WPG)	1/18/1993 L 7-8 ARI (WPG)	11/12/2002 W 3-2 ARI (PHX)	3/5/2017 W 2-1 at ARI
12/30/1981 W 6-1 at ARI (WPG)	3/13/1987 W 3-0 at ARI (WPG)	1/30/1993 L 3-6 ARI (WPG)	2/26/2003 L 2-4 at ARI (PHX)	11/4/2017 OT 1-2** at ARI
1/6/1982 L 3-5 ARI (WPG)	2/17/1988 W 4-3 ARI (WPG)	2/12/1993 W 6-2 at ARI (WPG)	1/4/2004 L 0-3 ARI (PHX)	3/22/2018 W 6-5 ARI
3/10/1982 W 6-2 ARI (WPG)	3/1/1988 L 3-6 at ARI (WPG)	1/5/1994 W 4-0 ARI (WPG)	12/3/2005 L 4-8 at ARI (PHX)	11/2/2018 OT 3-4* at ARI
12/17/1982 W 2-0 at ARI (WPG)	3/22/1988 W 4-3 ARI (WPG)	2/4/1994 T 2-2* at ARI (WPG)	1/4/2007 L 0-2 ARI (PHX)	12/16/2018 W 3-0 ARI
1/29/1983 T 2-2 ARI (WPG)	1/10/1989 W 2-1 at ARI (WPG)	1/12/1996 W 3-2 at ARI (WPG)	11/21/2008 W 5-2 ARI (PHX)	1/10/2020 W 3-0 ARI
2/25/1983 L 3-5 at ARI (WPG)	2/11/1989 W 7-3 ARI (WPG)	3/1/2009 L 2-5 ARI (WPG)	2/7/2009 W 7-2 at ARI (PHX)	2/6/2020 W 5-3 at ARI
12/10/1983 T 5-5* ARI (WPG)	2/19/1989 L 6-7* at ARI (WPG)	10/5/1996 W 1-0 ARI (PHX)	3/13/2010 L 0-4 ARI (PHX)	
1/8/1984 L 3-4 at ARI (WPG)	11/10/1989 W 4-2 at ARI (WPG)	11/14/1996 W 2-1 at ARI (PHX)	10/23/2010 W 4-3* at ARI (PHX)	
1/26/1984 L 2-6 ARI (WPG)	1/3/1990 L 2-4 ARI (WPG)	12/5/1997 T 2-2* ARI (PHX)	12/21/2011 L 3-4 ARI (PHX)	



BOSTON BRUINS

2020-21 SCHEDULE

No games scheduled

Owner/Governor.....Jeremy M. Jacobs
General manager.....Don Sweeney
Head coach.....Bruce Cassidy
Assistant coaches.....Jay Pandolfo, Joe Sacco, Kevin Dean
Goaltending coach.....Bob Essensa
Vice president, marketing & communications.....Matthew Chmura
Director of communications & content.....Brandon McNelis
Director of publications & information.....Heidi Holland
General office.....617/624-1900

Inaugural season.....1924-25
Stanley Cup titles.....6 (1929, 1939, 1941, 1970, 1972, 2011)
Home ice.....TD Garden (1995)
Building capacity.....17,850
2019-20 record.....44-14-12
AHL affiliate.....Providence Bruins

2019-20 SERIES RECAP

BRUINS WIN SEASON SERIES: 1-0-0 (HURRICANES: 0-1-0)

At CAROLINA HURRICANES	Attend	Goaltenders	Winning Goal
None			

SERIES STATISTICS

HURRICANES SPECIALTY TEAMS				BRUINS SPECIALTY TEAMS			
Power Play.....	0-2.....	0.0%		Power Play.....	0-2.....	0.0%	
Penalty Killing.....	2-2.....	100.0%		Penalty Killing.....	2-2.....	100.0%	

GOALTENDING

HURRICANES	GP	Min	W-L-OT	SO	GA	SA	SV	GAA	SV%
James Reimer	1	59	0-1-0	0	2	34	32	2.02	.941

ALL-TIME SEASON SERIES RECORDS

YEAR	OVERALL	HOME	ROAD	YEAR	OVERALL	HOME	ROAD	YEAR	OVERALL	HOME	ROAD	YEAR	OVERALL	HOME	ROAD
1979-80	1-2-1	1-1-0	0-1-1	1989-90	3-4-1	1-2-1	2-2-0	1999-00	2-2-0-0	0-2-0-0	2-0-0-0	2010-11	1-3-0	0-2-0	1-1-0
1980-81	1-1-2	1-0-1	0-1-1	1990-91	2-5-1	1-2-1	1-3-0	2000-01	3-1-0-0	2-0-0-0	1-1-0-0	2011-12	4-0-0	2-0-0	2-0-0
1981-82	2-4-2	2-1-1	0-3-1	1991-92	1-6-1	1-2-1	0-4-0	2001-02	2-2-0-0	0-2-0-0	2-0-0-0	2012-13	1-2-0	1-1-0	0-1-0
1982-83	2-6-0	1-3-0	1-3-0	1992-93	1-6-0	1-2-0	0-4-0	2002-03	1-2-1-0	0-1-1-0	1-1-0-0	2013-14	0-2-1	0-1-0	0-1-1
1983-84	2-5-1	2-2-0	0-3-1	1993-94	1-3-1	0-2-0	1-1-1	2003-04	2-1-1-0	0-1-1-0	2-0-0-0	2014-15	1-1-1	1-0-1	0-1-0
1984-85	4-4-0	3-1-0	1-3-0	1994-95	1-3-0	1-1-0	0-2-0	2005-06	3-1-0	2-0-0	1-1-0	2015-16	2-1-0	0-1-0	2-0-0
1985-86	3-4-1	2-1-1	1-3-0	1995-96	1-5-0	1-2-0	0-3-0	2006-07	3-0-1	1-0-1	2-0-0	2016-17	2-0-1	2-0-0	0-0-1
1986-87	6-2-0	4-0-0	2-2-0	1996-97	4-1-1	2-1-0	2-0-1	2007-08	3-0-1	1-0-1	2-0-0	2017-18	0-2-1	0-1-0	0-1-1
1987-88	3-4-1	2-1-1	1-3-0	1997-98	3-2-0	1-1-0	2-1-0	2008-09	0-4-0	0-2-0	0-2-0	2018-19	1-1-1	1-1-0	0-0-1
1988-89	3-5-0	1-3-0	2-2-0	1998-99	2-2-1	1-2-0	1-0-1	2009-10	1-3-0	1-1-0	0-2-0	2019-20	0-1-0	0-0-0	0-1-0

ALL-TIME SEASON GAME RESULTS (*Overtime **Shootout)

11/18/1979 L 4-5 at BOS	12/19/1984 W 6-5 BOS	2/25/1989 L 1-9 BOS	3/30/1993 L 1-3 BOS	1/6/2000 W 7-3 at BOS	10/3/2009 L 2-7 at BOS
1/30/1980 W 8-2 BOS	1/26/1985 W 3-2 at BOS	3/19/1989 W 3-2 at BOS	11/17/1993 L 2-4 BOS	3/10/2000 L 3-5 BOS	1/24/2010 W 5-1 BOS
2/27/1980 L 3-6 BOS	1/27/1985 L 4-8 BOS	3/22/1989 W 4-2 BOS	12/12/1993 T 2-2* at BOS	11/24/2000 W 3-1 at BOS	3/16/2010 L 2-5 BOS
3/9/1980 T 1-1 at BOS	2/7/1985 L 5-7 at BOS	4/2/1989 L 2-3 at BOS	1/17/1994 L 3-5 at BOS	12/16/2000 L 1-4 at BOS	4/10/2010 L 2-4 at BOS
12/17/1980 W 5-4 BOS	3/7/1985 L 0-4 at BOS	10/28/1989 W 1-0 at BOS	1/24/1994 L 1-2 BOS	1/18/2001 W 4-2 BOS	11/26/2010 W 3-0 at BOS
12/20/1980 T 4-4 at BOS	3/23/1985 W 5-2 BOS	11/15/1989 L 2-5 BOS	4/14/1994 W 3-2 at BOS	2/18/2001 W 5-4 BOS	1/17/2011 L 0-7 at BOS
2/4/1981 T 3-3 BOS	11/7/1985 L 1-2 at BOS	12/7/1989 W 4-3 at BOS	2/4/1995 L 4-5 at BOS	1/2/2002 L 3-6 BOS	1/18/2011 L 2-3 BOS
3/15/1981 L 2-4 at BOS	12/7/1985 W 7-2 BOS	12/20/1989 W 4-3 BOS	2/22/1995 W 3-2* BOS	2/28/2002 W 6-2 at BOS	2/1/2011 L 2-3 BOS
10/10/1981 T 1-1 BOS	12/19/1985 L 1-2 at BOS	1/15/1990 L 1-4 at BOS	3/5/1995 L 2-5 BOS	3/26/2002 L 2-3 BOS	10/12/2011 W 3-2 BOS
11/1/1981 L 1-4 at BOS	1/27/1986 L 3-6 at BOS	1/17/1990 T 5-5* BOS	4/26/1995 L 0-1 at BOS	3/30/2002 W 2-0 at BOS	10/18/2011 W 4-1 at BOS
11/19/1981 L 1-6 at BOS	1/29/1986 L 4-5* BOS	3/11/1990 L 3-4 BOS	10/28/1995 L 0-3 at BOS	11/21/2002 L 1-3 at BOS	1/14/2012 W 4-2 BOS
12/26/1981 L 6-9 BOS	3/2/1986 W 4-1 BOS	3/29/1990 L 2-3 at BOS	1/6/1996 L 2-5 at BOS	1/4/2003 W 4-2 at BOS	2/2/2012 W 3-0 at BOS
1/16/1982 T 3-3 at BOS	3/23/1986 T 5-5* BOS	11/14/1990 W 3-1 BOS	2/14/1996 L 0-3 BOS	2/19/2003 T 1-1* BOS	1/28/2013 L 3-5 BOS
1/30/1982 W 3-2 BOS	4/6/1986 W 4-3 at BOS	11/23/1990 W 4-3 at BOS	3/27/1996 L 5-6* BOS	3/4/2003 L 2-4 BOS	4/8/2013 L 2-6 at BOS
2/24/1982 W 4-3 BOS	10/12/1986 L 2-7 at BOS	11/24/1990 L 3-4 BOS	4/11/1996 L 2-3 at BOS	10/23/2003 W 2-0 at BOS	4/13/2013 W 4-2 BOS
4/4/1982 L 2-7 at BOS	12/18/1986 W 6-5 at BOS	12/12/1990 L 1-5 BOS	4/13/1996 W 2-0 BOS	12/20/2003 W 2-1 at BOS	11/18/2013 L 1-4 BOS
10/9/1982 L 4-5 BOS	12/23/1986 W 2-0 BOS	12/13/1990 L 2-8 at BOS	10/31/1996 T 4-4* at BOS	2/21/2004 T 3-3* BOS	11/23/2013 OT 2-3* at BOS
11/4/1982 W 5-2 at BOS	1/14/1987 W 3-1 BOS	1/24/1991 L 0-3 at BOS	11/6/1996 W 5-1 BOS	3/30/2004 L 2-3 BOS	3/15/2014 L 1-5 at BOS
11/27/1982 L 0-8 at BOS	1/15/1987 L 4-6 at BOS	3/19/1991 T 1-1* BOS	12/5/1996 W 4-2 at BOS	10/26/2005 W 4-3* BOS	11/15/2014 L 1-2 at BOS
12/23/1982 L 1-5 BOS	1/29/1987 W 6-3 at BOS	3/31/1991 L 3-7 at BOS	1/29/1997 L 4-5* BOS	2/5/2006 W 4-3** at BOS	1/4/2015 W 2-1** BOS
2/5/1983 L 4-7 at BOS	2/25/1987 W 6-4 BOS	11/16/1991 L 4-5* BOS	2/6/1997 W 5-3 at BOS	3/1/2006 W 4-3 BOS	3/29/2015 OT 1-2* BOS
2/27/1983 L 3-4 BOS	3/5/1987 W 10-2 BOS	12/1/1991 L 4-5 BOS	3/12/1997 W 6-3 BOS	3/18/2006 L 2-4 at BOS	2/26/2016 L 1-4 BOS
3/26/1983 L 4-7 at BOS	10/11/1987 L 2-5 at BOS	12/26/1991 L 2-3 at BOS	12/1/1997 W 3-1 BOS	11/24/2006 W 5-1 at BOS	3/10/2016 W 3-2* at BOS
3/27/1983 W 5-1 BOS	11/4/1987 T 2-2* BOS	1/15/1992 L 3-4 BOS	12/6/1997 L 1-4 at BOS	12/2/2006 W 5-2 BOS	4/5/2016 W 2-1** at BOS
10/8/1983 W 4-3 BOS	11/14/1987 L 1-4 at BOS	1/16/1992 L 3-4* at BOS	2/7/1998 W 3-1 at BOS	2/3/2007 OT 3-4* BOS	12/1/2016 OT 1-2** at BOS
10/9/1983 L 1-4 at BOS	12/2/1987 L 3-5 BOS	1/25/1992 T 4-4* BOS	4/6/1998 W 3-0 at BOS	2/8/2007 W 5-2 at BOS	12/23/2016 W 3-2* BOS
12/15/1983 L 2-4 at BOS	1/11/1988 W 4-3 at BOS	3/3/1992 W 4-0 BOS	4/13/1998 L 2-3 BOS	12/28/2007 W 4-3 BOS	1/8/2017 W 4-3* BOS
12/20/1983 L 2-7 BOS	2/23/1988 W 3-2 BOS	4/13/1992 L 3-6 at BOS	10/31/1998 W 2-0 at BOS	1/8/2008 W 1-0 at BOS	1/6/2018 L 1-7 at BOS
1/21/1984 L 0-2 BOS	2/25/1988 L 2-5 at BOS	10/8/1992 L 2-3* at BOS	11/8/1998 L 2-5 BOS	2/12/2008 W 3-2 at BOS	2/27/2018 OT 3-4* at BOS
3/3/1984 T 3-3* at BOS	4/2/1988 W 4-2 BOS	11/27/1992 L 4-5* at BOS	12/10/1998 L 2-3 BOS	2/19/2008 OT 2-3** BOS	3/13/2018 L 4-6 BOS
3/4/1984 W 6-4 BOS	10/8/1988 L 2-6 BOS	11/28/1992 W 4-3* at BOS	1/31/1999 T 0-0* at BOS	12/20/2008 L 2-4 at BOS	10/30/2018 L 2-3 BOS
3/29/1984 L 3-4 at BOS	10/9/1988 L 1-3 at BOS	12/26/1992 L 4-9 BOS	3/3/1999 W 2-1 BOS	12/27/2008 L 2-4 BOS	12/23/2018 W 5-3 BOS
10/13/1984 W 3-2* BOS	11/3/1988 W 5-3 at BOS	1/2/1993 L 2-3* at BOS	10/2/1999 W 3-1 at BOS	1/10/2009 L 1-5 at BOS	3/5/2019 OT 3-4* at BOS
10/14/1984 L 2-4 at BOS	12/21/1988 L 3-4 BOS	3/22/1993 L 4-5 at BOS	11/22/1999 L 1-2 BOS	2/17/2009 L 1-5 BOS	12/3/2019 L 0-2 at BOS

HURRICANES vs. BOSTON


ALL-TIME:.....	GP: 204.....	78-103-16-7.....	GF: 580.....	GA: 673
at home:.....	GP: 101.....	43-46-9-3.....	GF: 321.....	GA: 331
on road:.....	GP: 103.....	35-57-7-4.....	GF: 259.....	GA: 342
in overtime:.....	GP: 36.....	10-15-11.....		

SERIES RECORDS

Winning streak.....	4 (2x).....	Last: 10/12/2011-2/2/2012
Losing streak.....	7.....	3/5/1995-4/11/1996
Unbeaten streak.....	4 (4x).....	Last: 10/12/2011-2/2/2012
Goals scored.....	10.....	3/5/1987 (W, 10-2)
Goals allowed.....	9 (3x).....	Last: 12/26/1992 (L, 9-4)
Goals, both teams.....	15.....	12/26/1981 (L, 9-6)

LAST TRANSACTION

2/29/2016 CAR acquired forward Anthony Camara, a third-round pick in the 2016 NHL Draft (75th overall – Jack LaFontaine), and a fifth-round pick in the 2017 NHL Draft (CAR traded the pick to VGK, 142nd overall – Jonathan Dugan) from BOS in exchange for John-Michael Liles.



BUFFALO SABRES

2020-21 SCHEDULE

No games scheduled

HURRICANES vs. BUFFALO

ALL-TIME: GP: 202 82-96-18-6 GF: 584 GA: 671
at home: GP: 101 46-42-11-2 GF: 299 GA: 291
on road: GP: 101 36-54-7-4 GF: 288 GA: 384
in overtime: GP: 36 13-10-13

Owner/CEO..... Terry Pegula
Owner/President..... Kim Pegula
General manager..... Kevyn Adams
Head coach..... Ralph Krueger
Assistant coaches..... Steve Smith, Don Granato, Mike Bales
Director of media relations..... Chris Dierken
Senior manager of media relations..... Ian Ott
Coordinator of media relations..... Lindsey Brown
General office..... 716/855-4100

Inaugural season..... 1970-71
Stanley Cup titles..... None
Home ice..... KeyBank Center (1996)
Building capacity..... 19,070
2019-20 record..... 30-31-8
AHL affiliate..... Rochester Americans

2019-20 SERIES RECAP

HURRICANES WIN SEASON SERIES: 1-0-0 (SABRES: 0-0-1)

At CAROLINA HURRICANES Attend Goaltenders Winning Goal
None

SERIES STATISTICS

HURRICANES SPECIALTY TEAMS SABRES SPECIALTY TEAMS
Power Play..... 2-3 66.7% Power Play..... 0-3 0.0%
Penalty Killing..... 3-3 100.0% Penalty Killing..... 1-3 33.3%

GOALTENDING

HURRICANES GP Min W-L-OT SO GA SA SV GAA SV%
Petr Mrazek 1 62 1-0-0 0 4 33 29 3.84 .879

At BUFFALO SABRES Attend Goaltenders Winning Goal
14 Nov '19 *Hurricanes 5 Sabres 4 16,603 Mrazek vs. Hutton Dougie Hamilton

HURRICANES LEADING SCORERS

GP G A P +/- PIM
Andrei Svechnikov 1 1 2 3 1 4
Teuvo Teravainen 1 1 2 3 1 0

SABRES LEADING SCORER

GP G A P +/- PIM
Jeff Skinner 1 1 1 2 4 0

SABRES GP Min W-L-OT SO GA SA SV GAA SV%
Carter Hutton 1 61 0-0-1 0 5 29 24 4.89 .828

ALL-TIME SEASON SERIES RECORDS

YEAR	OVERALL	HOME	ROAD	YEAR	OVERALL	HOME	ROAD	YEAR	OVERALL	HOME	ROAD	YEAR	OVERALL	HOME	ROAD
1979-80	1-3-0	1-1-0	0-2-0	1989-90	2-6-0	1-3-0	1-3-0	1999-00	2-2-0-0	1-1-0-0	1-1-0-0	2010-11	2-1-1	1-0-1	1-1-0
1980-81	1-2-1	0-2-0	1-0-1	1990-91	2-4-2	1-2-1	1-2-1	2000-01	2-2-0-0	2-0-0-0	0-2-0-0	2011-12	2-1-1	1-1-0	1-0-1
1981-82	1-4-3	1-2-1	0-2-2	1991-92	4-2-2	3-0-1	1-2-1	2001-02	1-1-1-1	0-1-1-0	1-0-0-1	2012-13	3-0-0	2-0-0	1-0-0
1982-83	2-5-1	1-3-0	1-2-1	1992-93	1-6-2	0-3-2	1-3-0	2002-03	2-2-0-0	1-1-0-0	1-1-0-0	2013-14	2-1-0	1-0-0	1-1-0
1983-84	3-5-0	2-2-0	1-3-0	1993-94	1-3-1	0-2-1	1-1-0	2003-04	1-3-0-0	1-1-0-0	0-2-0-0	2014-15	1-1-1	1-0-1	0-1-0
1984-85	0-5-3	0-2-2	0-3-1	1994-95	2-2-0	1-1-0	1-1-0	2005-06	3-1-0	1-1-0	2-0-0	2015-16	0-2-1	0-1-0	0-1-1
1985-86	6-2-0	2-2-0	4-0-0	1995-96	2-3-0	2-0-0	0-3-0	2006-07	0-3-1	0-2-0	0-1-1	2016-17	3-0-0	2-0-0	1-0-0
1986-87	4-4-0	3-1-0	1-3-0	1996-97	4-2-0	3-0-0	1-2-0	2007-08	2-2-0	2-0-0	0-2-0	2017-18	3-0-0	1-0-0	2-0-0
1987-88	4-3-1	2-1-1	2-2-0	1997-98	1-4-1	1-1-1	0-3-0	2008-09	2-2-0	1-1-0	1-1-0	2018-19	3-0-0	2-0-0	1-0-0
1988-89	5-3-0	2-2-0	3-1-0	1998-99	2-2-0	1-1-0	1-1-0	2009-10	2-2-0	1-1-0	1-1-0	2019-20	1-0-0	0-0-0	1-0-0

ALL-TIME SEASON GAME RESULTS (*Overtime **Shootout)

10/17/1979 L 1-3 at BUF	1/8/1985 T 4-4* at BUF	3/16/1989 L 1-6 BUF	10/10/1993 W 3-2 at BUF	12/15/2000 W 5-3 BUF	1/13/2011 L 2-3 at BUF
11/21/1979 W 5-3 BUF	1/19/1985 L 0-2 BUF	3/28/1989 L 2-4 at BUF	10/23/1993 T 3-3* BUF	3/21/2001 W 1-0 BUF	3/3/2011 W 3-2* BUF
12/22/1979 L 2-4 BUF	3/5/1985 L 3-6 at BUF	10/13/1989 L 1-4 at BUF	12/11/1993 L 0-3 BUF	3/24/2001 L 1-3 at BUF	3/15/2011 W 1-0 at BUF
3/6/1980 L 3-4 at BUF	3/30/1985 L 1-2 BUF	10/18/1989 W 2-1 BUF	2/16/1994 L 3-5 BUF	12/4/2001 L 2-4 BUF	4/3/2011 OT 1-2* BUF
10/12/1980 T 3-3 at BUF	4/2/1985 L 1-2 at BUF	11/8/1989 L 3-6 BUF	3/25/1994 L 3-6 at BUF	12/14/2001 OTL 2-3* at BUF	10/14/2011 W 4-3 at BUF
11/29/1980 L 2-5 BUF	10/10/1985 W 5-4 at BUF	11/26/1989 L 2-4 at BUF	2/25/1995 L 1-3 BUF	12/31/2001 W 5-4 at BUF	11/18/2011 L 0-1 BUF
1/31/1981 L 3-5 BUF	11/1/1985 L 0-2 BUF	11/28/1989 L 2-4 BUF	4/4/1995 L 3-6 at BUF	1/29/2002 T 2-2* BUF	1/6/2012 W 4-2 BUF
3/6/1981 W 5-3 at BUF	12/13/1985 W 6-4 at BUF	2/18/1990 W 6-4 at BUF	4/8/1995 W 4-2 BUF	11/7/2002 W 2-0 BUF	3/7/2012 OT 2-3* at BUF
11/8/1981 T 2-2 at BUF	2/8/1986 L 2-4 BUF	2/23/1990 L 3-7 at BUF	4/18/1995 W 2-1 at BUF	1/3/2003 L 3-6 at BUF	1/24/2013 W 6-3 BUF
12/4/1981 L 2-4 BUF	2/19/1986 W 6-4 at BUF	3/10/1990 L 0-5 BUF	12/1/1995 L 1-2 at BUF	3/12/2003 W 3-2* at BUF	1/25/2013 W 3-1 at BUF
12/20/1981 L 2-8 at BUF	3/5/1986 W 5-1 BUF	10/10/1990 W 4-3 BUF	1/24/1996 L 2-4 at BUF	3/29/2003 L 1-3 BUF	3/5/2013 W 4-3 BUF
1/9/1982 L 2-3 BUF	3/7/1986 W 6-2 at BUF	10/28/1990 L 0-5 at BUF	2/17/1996 W 2-1* BUF	11/21/2003 L 0-5 at BUF	1/23/2014 W 5-3 at BUF
1/17/1982 L 1-7 at BUF	4/1/1986 W 5-3 BUF	12/7/1990 W 4-3* at BUF	3/16/1996 W 2-1 BUF	12/26/2003 L 1-3 at BUF	2/25/2014 L 2-3 at BUF
3/3/1982 T 3-3 at BUF	10/24/1986 W 5-4 at BUF	12/18/1990 L 3-4* BUF	4/14/1996 L 1-4 at BUF	12/29/2003 W 2-1 BUF	3/13/2014 W 4-2 BUF
3/6/1982 T 2-2 BUF	10/25/1986 W 3-2 BUF	2/23/1991 L 4-5 BUF	10/26/1996 L 3-6 at BUF	1/25/2004 L 2-4 BUF	10/14/2014 OT 3-4** BUF
3/18/1982 W 4-1 BUF	11/26/1986 W 3-0 BUF	2/24/1991 T 5-5* at BUF	11/9/1996 W 4-3* BUF	11/9/2005 W 5-3 at BUF	1/8/2015 W 5-2 BUF
10/10/1982 T 4-4 at BUF	12/14/1986 L 3-4 at BUF	3/17/1991 L 1-6 at BUF	12/7/1996 W 6-4 BUF	2/12/2006 W 4-3** BUF	4/6/2015 L 3-4 at BUF
11/6/1982 L 2-5 BUF	12/17/1986 W 4-3 BUF	3/30/1991 T 5-5* BUF	12/26/1996 L 1-5 at BUF	3/22/2006 W 4-3 at BUF	11/27/2015 L 1-4 at BUF
11/24/1982 L 2-4 BUF	2/4/1987 L 1-3 BUF	10/19/1991 W 4-1 BUF	1/25/1997 W 5-1 at BUF	4/18/2006 L 0-4 BUF	3/12/2016 OT 2-3* at BUF
12/12/1982 W 3-1 at BUF	2/22/1987 L 3-5 at BUF	10/27/1991 L 1-5 at BUF	4/7/1997 W 4-2 BUF	10/4/2006 OT 2-3** BUF	3/22/2016 L 2-3 BUF
1/2/1983 L 4-8 at BUF	4/5/1987 L 0-6 at BUF	12/7/1991 T 6-6* BUF	10/15/1997 T 3-3* BUF	10/20/2006 L 4-5 at BUF	12/17/2016 W 2-1** BUF
3/1/1983 L 5-6 BUF	10/21/1987 W 5-3 at BUF	12/13/1991 W 8-4 at BUF	10/31/1997 L 2-3* BUF	11/13/2006 L 4-7 BUF	12/22/2016 W 3-1 at BUF
3/23/1983 L 3-8 at BUF	10/28/1987 T 2-2* BUF	12/23/1991 W 4-3 BUF	12/12/1997 L 2-3* at BUF	12/28/2006 L 1-4 at BUF	1/13/2017 W 5-2 BUF
3/29/1983 W 5-4 BUF	11/18/1987 W 9-1 BUF	2/11/1992 W 5-1 BUF	12/27/1997 W 4-1 BUF	10/24/2007 W 6-2 BUF	11/18/2017 W 3-1 at BUF
10/5/1983 L 3-5 at BUF	11/27/1987 W 4-2 at BUF	2/16/1992 L 4-5 at BUF	1/21/1998 L 1-2 at BUF	12/1/2007 L 1-8 at BUF	12/15/2017 W 5-4* at BUF
10/22/1983 L 2-5 BUF	12/5/1987 W 2-1 BUF	3/29/1992 T 2-2* at BUF	4/8/1998 L 1-3 at BUF	3/8/2008 W 4-3* BUF	12/23/2017 W 4-2 BUF
12/17/1983 L 1-4 BUF	1/8/1988 L 1-3 at BUF	10/10/1992 L 2-5 BUF	12/19/1998 W 3-2 at BUF	3/14/2008 L 1-7 at BUF	1/11/2019 W 4-3 BUF
12/21/1983 W 6-3 at BUF	2/27/1988 L 3-4 BUF	11/13/1992 L 2-8 at BUF	12/21/1998 L 1-4 BUF	1/17/2009 L 1-3 at BUF	2/7/2019 W 6-5* at BUF
2/19/1984 L 2-5 at BUF	3/31/1988 L 2-3 at BUF	12/11/1992 L 3-9 at BUF	2/15/1999 L 2-3 at BUF	2/15/2009 W 3-0 at BUF	3/16/2019 W 4-2 BUF
2/23/1984 W 3-2 BUF	10/26/1988 W 7-1 at BUF	12/12/1992 T 1-1* BUF	3/8/1999 W 4-1 BUF	2/26/2009 W 2-1** BUF	11/14/2019 W 5-4* at BUF
3/11/1984 L 3-4* at BUF	12/2/1988 W 6-1 at BUF	1/6/1993 L 1-3 BUF	10/22/1999 L 3-7 at BUF	4/9/2009 L 1-5 BUF	
3/27/1984 W 4-1 BUF	12/6/1988 W 9-0 BUF	2/3/1993 L 2-3 at BUF	1/22/2000 W 4-1 BUF	11/28/2009 L 1-5 at BUF	
11/2/1984 L 1-8 at BUF	1/4/1989 W 5-4* at BUF	2/17/1993 L 3-5 BUF	3/27/2000 L 1-5 BUF	2/5/2010 W 4-3 at BUF	
11/3/1984 T 4-4* BUF	1/31/1989 L 3-5 BUF	3/5/1993 W 4-2 at BUF	3/31/2000 W 3-1 at BUF	2/11/2010 W 4-3* BUF	
12/12/1984 T 2-2* BUF	2/9/1989 W 5-2 BUF	3/13/1993 T 3-3* BUF	10/25/2000 L 1-4 at BUF	3/21/2010 L 3-5 BUF	



CALGARY FLAMES

2020-21 SCHEDULE

No games scheduled

HURRICANES vs. CALGARY

ALL-TIME: GP: 77 24-44-7-2 GF: 234 GA: 301
at home: GP: 38 15-18-5-0 GF: 121 GA: 130
on road: GP: 39 9-26-2-2 GF: 113 GA: 171
in overtime: GP: 11 1-5-5

Owner/Chairman.....N. Murray Edwards
General manager.....Brad Treliving
Head coach.....Geoff Ward
Assistant coaches.....Ryan Huska, Martin Gelin, Ray Edwards
Goaltender coach.....Jordan Sigalet
Vice president of communications.....Peter Hanlon
Director of communications & media relations.....Sean Kelso
Communications coordinator.....Megan Ewing
General office.....403/777-2177

Inaugural season.....1972-73 (Atlanta); 1980-81 (Calgary)
Stanley Cup titles.....1 (1989)
Home ice.....Scotiabank Saddledome (1983)
Building capacity.....19,289
2019-20 record.....36-27-7
AHL affiliate.....Stockton Heat

2019-20 SERIES RECAP

HURRICANES WIN SEASON SERIES: 2-0-0 (FLAMES: 0-2-0)

At CAROLINA HURRICANES	Attend	Goaltenders	Winning Goal
29 Oct '19 Hurricanes 2 Flames 1	13,864	Mrazek vs. Rittich	Andrei Svechnikov

At CALGARY FLAMES	Attend	Goaltenders	Winning Goal
14 Dec '19 Hurricanes 4 Flames 0	18,853	Reimer vs. Rittich	Brock McGinn

SERIES STATISTICS

HURRICANES SPECIALTY TEAMS	FLAMES SPECIALTY TEAMS
Power Play.....2-7.....28.6%	Power Play.....0-8.....0.0%
Penalty Killing.....8-8.....100.0%	Penalty Killing.....5-7.....71.4%

HURRICANES LEADING SCORER

	GP	G	A	P	+/-	PIM
Teuvo Teravainen	2	0	3	3	0	0

FLAMES LEADING SCORERS

	GP	G	A	P	+/-	PIM
Elias Lindholm	2	1	0	1	0	0
Johnny Gaudreau	2	0	1	1	-1	0
Travis Hamonic	2	0	1	1	0	0

GOALTENDING

HURRICANES	GP	Min	W-L-OT	SO	GA	SA	SV	GAA	SV%
James Reimer	1	60	1-0-0	1	0	32	32	0.00	1.000
Petr Mrazek	1	60	1-0-0	0	1	29	28	1.01	.966

FLAMES	GP	Min	W-L-OT	SO	GA	SA	SV	GAA	SV%
David Rittich	2	117	0-2-0	0	5	58	53	2.56	.914

ALL-TIME SEASON SERIES RECORDS

YEAR	OVERALL	HOME	ROAD	YEAR	OVERALL	HOME	ROAD	YEAR	OVERALL	HOME	ROAD
1979-80	3-1-0	2-0-0	1-1-0	1993-94	0-2-0	0-1-0	0-1-0	2008-09	1-0-0	1-0-0	0-0-0
1980-81	1-3-0	0-2-0	1-1-0	1994-95	Did Not Play	Western Conf. Teams		2009-10	0-1-0	0-0-0	0-1-0
1981-82	1-2-0	1-0-0	0-2-0	1995-96	0-2-0	0-1-0	0-1-0	2010-11	1-0-0	1-0-0	0-0-0
1982-83	0-1-2	0-0-2	0-1-0	1996-97	1-1-0	1-0-0	0-1-0	2011-12	0-1-0	0-0-0	0-1-0
1983-84	0-2-1	0-1-0	0-1-1	1997-98	1-0-1	0-0-1	1-0-0	2012-13	Did Not Play	Western Conf. Teams	
1984-85	0-3-0	0-2-0	0-1-0	1998-99	1-0-0	1-0-0	0-0-0	2013-14	0-1-1	0-1-0	0-0-1
1985-86	2-1-0	1-0-0	1-1-0	1999-00	1-0-1-0	1-0-0-0	0-0-1-0	2014-15	1-1-0	1-0-0	0-1-0
1986-87	1-2-0	1-1-0	0-1-0	2000-01	0-1-0-0	0-0-0-0	0-1-0-0	2015-16	1-1-0	1-0-0	0-1-0
1987-88	0-3-0	0-1-0	0-2-0	2001-02	0-0-1-0	0-0-1-0	0-0-0-0	2016-17	1-1-0	0-1-0	1-0-0
1988-89	1-2-0	1-1-0	0-1-0	2002-03	1-0-0-0	0-0-0-0	1-0-0-0	2017-18	1-1-0	0-1-0	1-0-0
1989-90	0-2-1	0-0-1	0-2-0	2003-04	0-1-0-0	0-0-0-0	0-1-0-0	2018-19	0-1-1	0-1-0	0-0-1
1990-91	1-2-0	1-1-0	0-1-0	2005-06	Did Not Play	Northwest Div. Teams		2019-20	2-0-0	1-0-0	1-0-0
1991-92	1-1-0	0-1-0	1-0-0	2006-07	0-1-0	0-0-0	0-1-0				
1992-93	0-2-0	0-1-0	0-1-0	2007-08	0-1-0	0-1-0	0-0-0				

ALL-TIME SEASON GAME RESULTS (*Overtime **Shootout)

11/25/1979 W 4-2 at CGY(ATL)	3/20/1984 L 1-4 at CGY	1/5/1990 L 4-6 at CGY	11/13/1997 W 4-2 at CGY	1/13/2014 L 0-2 CGY
1/28/1980 W 6-1 CGY(ATL)	10/23/1984 L 4-9 at CGY	1/19/1990 T 3-3* CGY	11/23/1997 T 3-3* CGY	10/23/2014 L 0-5 at CGY
2/2/1980 L 3-5 at CGY(ATL)	1/15/1985 L 2-5 CGY	3/17/1990 L 4-5 at CGY	3/12/1999 W 2-1 CGY	11/10/2014 W 4-1 CGY
2/23/1980 W 6-5 at CGY(ATL)	2/6/1985 L 4-7 CGY	12/29/1990 L 2-8 at CGY	10/11/1999 T 3-3* at CGY	1/24/2016 W 5-2 CGY
12/6/1980 W 5-3 at CGY	12/4/1985 L 5-8 at CGY	1/23/1991 W 5-4 CGY	11/30/1999 W 4-3 CGY	2/3/2016 L 1-4 at CGY
1/23/1981 L 2-4 CGY	12/18/1985 W 4-3 CGY	2/9/1991 L 2-5 CGY	12/9/2000 L 2-7 at CGY	10/20/2016 W 4-2 at CGY
2/27/1981 L 1-5 at CGY	1/7/1986 W 9-1 at CGY	11/3/1991 L 2-3 CGY	3/11/2002 T 3-3* CGY	2/26/2017 L 1-3 CGY
3/8/1981 L 4-5 CGY	10/11/1986 W 6-5 CGY	3/16/1992 W 4-3 at CGY	12/12/2002 W 4-3 at CGY	10/19/2017 W 2-1 at CGY
10/24/1981 L 3-7 at CGY	11/13/1986 L 3-4 at CGY	11/11/1992 L 3-4 CGY	12/11/2003 L 0-1 at CGY	1/14/2018 L 1-4 CGY
1/27/1982 W 3-1 CGY	3/11/1987 L 1-6 CGY	2/13/1993 L 3-4* at CGY	12/5/2006 L 0-3 at CGY	1/22/2019 OT 2-3* at CGY
2/16/1982 L 2-7 at CGY	12/22/1987 L 5-6* at CGY	11/3/1993 L 3-6 CGY	12/14/2007 L 3-4 CGY	2/3/2019 L 3-4 CGY
10/21/1982 L 3-10 at CGY	1/27/1988 L 1-5 at CGY	2/11/1994 L 1-4 at CGY	3/6/2009 W 6-1 CGY	10/29/2019 W 2-1 CGY
11/20/1982 T 4-4 CGY	3/15/1988 L 6-8 CGY	12/20/1995 L 2-3 CGY	2/3/2010 L 1-4 at CGY	12/14/2019 W 4-0 at CGY
3/20/1983 T 2-2 CGY	11/7/1988 L 3-6 at CGY	1/10/1996 L 2-3* at CGY	1/11/2011 W 6-5** CGY	
1/13/1984 T 3-3* at CGY	11/19/1988 L 2-5 CGY	1/9/1997 L 2-3 at CGY	12/6/2011 L 6-7 at CGY	
2/11/1984 L 3-6 CGY	12/10/1988 W 4-1 CGY	3/5/1997 W 2-0 CGY	12/12/2013 OT 1-2* at CGY	



CHICAGO BLACKHAWKS

2020-21 SCHEDULE

2/2/2021.....at CHI	3/30/2021.....at CHI
2/4/2021.....at CHI	4/1/2021.....at CHI
2/19/2021.....at CAR	5/3/2021.....at CAR
2/20/2021.....at CAR	5/4/2021.....at CAR

HURRICANES vs. CHICAGO

ALL-TIME:.....GP: 79.....36-33-7-3.....GF: 238.....GA: 253
at home:.....GP: 40.....21-13-4-2.....GF: 130.....GA: 111
on road:.....GP: 39.....15-20-3-1.....GF: 108.....GA: 142
in overtime:.....GP: 9.....3-3-3

Chairman.....	W. Rockwell "Rocky" Wirtz
Senior vice president/General manager.....	Stan Bowman
Head coach.....	Jeremy Colliton
Assistant coaches.....	Sheldon Brookbank, Tomas Mitell, Marc Crawford
Goaltending coach.....	Jimmy Waite
Vice president, communications.....	Adam Rogowin
Senior director, media relations.....	John Steinmiller
Public relations manager.....	Lyndsey Stroope
Media relations manager.....	Mike Horan
Media relations coordinator.....	Will Chukerman
General office.....	312/455-7000

Inaugural season.....	1926-27
Stanley Cup titles.....	6 (1934, 1938, 1961, 2010, 2013, 2015)
Home ice.....	United Center (1994)
Building capacity.....	19,717
2019-20 record.....	32-30-8
AHL affiliate.....	Rockford Icehogs

2019-20 SERIES RECAP

HURRICANES WIN SEASON SERIES: 2-0-0 (BLACKHAWKS: 0-2-0)

At CAROLINA HURRICANES	Attend	Goaltenders	Winning Goal
26 Oct '19 Hurricanes 4 Blackhawks 0	15,738	Mrazek vs. Crawford	Andrei Svechnikov

SERIES STATISTICS

HURRICANES SPECIALTY TEAMS	BLACKHAWKS SPECIALTY TEAMS
Power Play.....2-3.....66.7%	Power Play.....0-6.....0.0%
Penalty Killing.....6-6.....100.0%	Penalty Killing.....1-3.....33.3%

GOALTENDING

HURRICANES	GP	Min	W-L-OT	SO	GA	SA	SV	GAA	SV%
Petr Mrazek	2	120	2-0-0	1	2	64	62	1.00	.969

At CHICAGO BLACKHAWKS	Attend	Goaltenders	Winning Goal
19 Nov '19 Hurricanes 4 Blackhawks 2	21,325	Mrazek vs. Lehner	Nino Niederreiter

HURRICANES LEADING SCORER	BLACKHAWKS LEADING SCORER
Nino Niederreiter 2 2 2 4 2 0	Patrick Kane 2 0 2 2 -2 12

BLACKHAWKS	GP	Min	W-L-OT	SO	GA	SA	SV	GAA	SV%
Robin Lehner	1	58	0-1-0	0	3	32	29	3.11	.906
Corey Crawford	1	60	0-1-0	0	4	31	27	4.00	.871

ALL-TIME SEASON SERIES RECORDS

YEAR	OVERALL	HOME	ROAD	YEAR	OVERALL	HOME	ROAD	YEAR	OVERALL	HOME	ROAD
1979-80	1-1-2	1-1-0	0-0-2	1993-94	2-0-0	1-0-0	1-0-0	2008-09	0-0-1	0-0-0	0-0-1
1980-81	0-3-1	0-2-0	0-1-1	1994-95	Did Not Play Western Conf. Teams			2009-10	1-0-0	1-0-0	0-0-0
1981-82	1-1-1	0-0-1	1-1-0	1995-96	1-1-0	1-0-0	0-1-0	2010-11	0-1-0	0-0-0	0-1-0
1982-83	0-3-0	0-2-0	0-1-0	1996-97	0-1-1	0-0-1	0-1-0	2011-12	1-0-0	1-0-0	0-0-0
1983-84	2-1-0	1-0-0	1-1-0	1997-98	1-1-0	0-1-0	1-0-0	2012-13	Did Not Play Western Conf. Teams		
1984-85	2-1-0	1-1-0	1-0-0	1998-99	1-1-0	1-0-0	0-1-0	2013-14	0-1-1	0-0-1	0-1-0
1985-86	1-2-0	1-0-0	0-2-0	1999-00	1-0-0-0	1-0-0-0	0-0-0-0	2014-15	0-2-0	0-1-0	0-1-0
1986-87	1-2-0	0-2-0	1-0-0	2000-01	2-0-0-0	1-0-0-0	1-0-0-0	2015-16	2-0-0	1-0-0	1-0-0
1987-88	2-1-0	1-0-0	1-1-0	2001-02	1-0-0-0	0-0-0-0	1-0-0-0	2016-17	1-1-0	1-0-0	0-1-0
1988-89	2-1-0	2-0-0	0-1-0	2002-03	0-0-1-0	0-0-1-0	0-0-0-0	2017-18	1-0-1	0-0-1	1-0-0
1989-90	1-2-0	1-0-0	0-2-0	2003-04	1-0-0-0	0-0-0-0	1-0-0-0	2018-19	2-0-0	1-0-0	1-0-0
1990-91	1-1-1	1-0-1	0-1-0	2005-06	1-0-0	1-0-0	0-0-0	2019-20	2-0-0	1-0-0	1-0-0
1991-92	0-3-0	0-2-0	0-1-0	2006-07	Did Not Play Central Div. Teams						
1992-93	0-2-0	0-1-0	0-1-0	2007-08	1-0-0	0-0-0	1-0-0				

ALL-TIME SEASON GAME RESULTS (*Overtime **Shootout)

10/14/1979 T 3-3 at CHI	2/5/1984 W 4-3 at CHI	11/12/1989 L 2-4 at CHI	2/26/1997 T 2-2* CHI	10/28/2011 W 3-0 CHI
11/9/1979 L 2-4 CHI	10/28/1984 W 4-1 at CHI	12/30/1989 L 3-7 at CHI	10/26/1997 W 3-2 at CHI	10/15/2013 OT 2-3** CHI
11/11/1979 T 5-5 at CHI	11/17/1984 L 0-7 CHI	1/27/1990 W 6-4 CHI	1/14/1998 L 1-4 CHI	3/21/2014 L 2-3 at CHI
1/19/1980 W 5-3 CHI	1/5/1985 W 4-3 CHI	11/6/1990 T 1-1* CHI	10/28/1998 W 2-0 CHI	3/2/2015 L 2-5 at CHI
11/23/1980 L 3-11 at CHI	10/23/1985 L 2-9 at CHI	2/10/1991 W 3-1 CHI	4/3/1999 L 1-2 at CHI	3/23/2015 L 1-3 CHI
1/17/1981 L 2-3 CHI	1/12/1986 L 2-4 at CHI	2/28/1991 L 3-6 at CHI	3/8/2000 W 4-1 CHI	12/27/2015 W 2-1 at CHI
2/7/1981 L 2-6 CHI	3/15/1986 W 11-4 CHI	10/26/1991 L 2-4 CHI	12/31/2000 W 2-1 CHI	1/26/2016 W 5-0 CHI
2/15/1981 T 4-4 at CHI	1/3/1987 L 2-3 CHI	11/10/1991 L 0-3 CHI	3/4/2001 W 6-3 at CHI	12/30/2016 W 3-2 CHI
10/31/1981 T 2-2 CHI	2/17/1987 W 5-4 at CHI	3/28/1992 L 1-3 CHI	3/5/2002 W 2-1* at CHI	1/6/2017 L 1-2 at CHI
12/13/1981 L 1-6 at CHI	2/21/1987 L 3-6 CHI	1/23/1993 L 2-6 CHI	10/26/2002 T 3-3* CHI	11/11/2017 OT 3-4* CHI
1/25/1982 W 6-5 at CHI	10/24/1987 W 5-3 CHI	3/28/1993 L 0-3 at CHI	3/17/2004 W 3-2 at CHI	3/8/2018 W 3-2 at CHI
11/26/1982 L 3-4 CHI	1/13/1988 L 1-2 at CHI	10/14/1993 W 6-2 at CHI	12/13/2005 W 5-3 CHI	11/8/2018 W 4-3 at CHI
1/23/1983 L 2-4 at CHI	3/2/1988 W 2-1 at CHI	3/30/1994 W 3-2* CHI	3/12/2008 W 3-0 at CHI	11/12/2018 W 3-2* CHI
2/19/1983 L 2-4 CHI	10/15/1988 W 7-5 CHI	10/14/1995 W 3-2 CHI	3/11/2009 OT 2-3**at CHI	10/26/2019 W 4-0 CHI
10/30/1983 L 1-6 at CHI	12/14/1988 L 3-4 at CHI	12/10/1995 L 1-4 at CHI	1/30/2010 W 4-2 CHI	11/19/2019 W 4-2 at CHI
11/12/1983 W 6-1 CHI	4/1/1989 W 6-1 CHI	12/29/1996 L 3-4 at CHI	3/4/2011 L 2-5 at CHI	



COLORADO AVALANCHE

2020-21 SCHEDULE

No games scheduled

HURRICANES vs. COLORADO

ALL-TIME: GP: 148 51-73-21-3 GF: 446 GA: 542
at home: GP: 73 31-28-12-2 GF: 230 GA: 237
on road: GP: 75 20-45-9-1 GF: 216 GA: 305
in overtime: GP: 25 5-4-16

Owner/Chairman, KSE.....E. Stanley Kroenke
Executive vice president/General manager/Alternate governor Joe Sakic
Head coach..... Jared Bednar
Assistant coaches.....Ray Bennett, Nolan Pratt
Goaltending coach.....Jussi Parkkila
Senior vice president, communications & team services..... Jean Martineau
Vice president, media relations Brendan McNicholas
Media relations coordinator.....Danielle Bernstein
General office..... 303/405-1100

Inaugural season 1979-80 (Quebec); 1995-96 (Colorado)
Stanley Cup titles 2 (1996, 2001)
Home ice Ball Arena (1999)
Building capacity 17,809
2019-20 record..... 42-20-8
AHL affiliate..... Colorado Eagles

2019-20 SERIES RECAP

SEASON SERIES TIED: 1-1-0

At CAROLINA HURRICANES	Attend	Goaltenders	Winning Goal
28 Feb '20 Hurricanes 2 Avalanche 3	18,680	Forsberg vs. Francouz	Samuel Girard

At COLORADO AVALANCHE	Attend	Goaltenders	Winning Goal
19 Dec '19 Hurricanes 3 Avalanche 1	18,015	Reimer vs. Grubauer	Jacob Slavin

SERIES STATISTICS

HURRICANES SPECIALTY TEAMS	AVALANCHE SPECIALTY TEAMS
Power Play..... 0-6 0.0%	Power Play..... 1-9 11.1%
Penalty Killing..... 8-9 88.9%	Penalty Killing..... 6-6 100.0%

HURRICANES LEADING SCORERS

	GP	G	A	P	+/-	PIM
Tuovo Teravainen	2	2	1	3	3	0
Sebastian Aho	2	1	2	3	2	0

AVALANCHE LEADING SCORER

	GP	G	A	P	+/-	PIM
Samuel Girard	2	1	2	3	-1	0

GOALTENDING

HURRICANES	GP	Min	W-L-OT	SO	GA	SA	SV	GAA	SV%
James Reimer	1	60	1-0-0	0	1	28	27	1.00	.964
Anton Forsberg	1	57	0-1-0	0	3	32	29	3.13	.906

AVALANCHE	GP	Min	W-L-OT	SO	GA	SA	SV	GAA	SV%
Pavel Francouz	1	60	1-0-0	0	2	47	45	2.00	.957
Philipp Grubauer	1	59	0-1-0	0	2	39	37	2.05	.949

ALL-TIME SEASON SERIES RECORDS

YEAR	OVERALL	HOME	ROAD	YEAR	OVERALL	HOME	ROAD	YEAR	OVERALL	HOME	ROAD	YEAR	OVERALL	HOME	ROAD
1979-80	1-1-2	1-0-1	0-1-1	1990-91	1-3-4	0-2-2	1-1-2	2001-02	0-1-0-0	0-0-0-0	0-1-0-0	2013-14	1-1-0	1-0-0	0-1-0
1980-81	2-2-0	2-0-0	0-2-0	1991-92	3-5-0	3-1-0	0-4-0	2002-03	0-0-0-1	0-0-0-1	0-0-0-0	2014-15	1-1-0	1-0-0	0-1-0
1981-82	2-3-3	1-0-3	1-3-0	1992-93	3-3-1	1-1-1	2-2-0	2003-04	0-1-0-0	0-0-0-0	0-1-0-0	2015-16	2-0-0	1-0-0	1-0-0
1982-83	2-6-0	2-2-0	0-4-0	1993-94	1-4-0	0-2-0	1-2-0	2005-06	Did Not Play	Northwest Div. Teams		2016-17	0-1-1	0-0-1	0-1-0
1983-84	1-3-4	0-1-3	1-2-1	1994-95	1-3-0	1-1-0	0-2-0	2006-07	0-1-0	0-0-0	0-1-0	2017-18	1-1-0	1-0-0	0-1-0
1984-85	3-5-0	2-2-0	1-3-0	1995-96	2-0-0	1-0-0	1-0-0	2007-08	0-1-0	0-1-0	0-0-0	2018-19	1-1-0	0-1-0	1-0-0
1985-86	4-4-0	2-2-0	2-2-0	1996-97	0-1-1	0-1-0	0-0-1	2008-09	1-0-0	1-0-0	0-0-0	2019-20	1-1-0	0-1-0	1-0-0
1986-87	3-3-2	3-0-1	0-3-1	1997-98	0-1-1	0-1-0	0-0-1	2009-10	1-1-0	1-0-0	0-1-0				
1987-88	2-6-0	0-4-0	2-2-0	1998-99	0-2-0	0-1-0	0-1-0	2010-11	1-0-0	1-0-0	0-0-0				
1988-89	4-3-1	2-2-0	2-1-1	1999-00	0-2-0-0	0-1-0-0	0-1-0-0	2011-12	0-0-1	0-0-0	0-0-1				
1989-90	6-1-1	3-1-0	3-0-1	2000-01	0-1-1-0	0-0-1-0	0-1-0-0	2012-13	Did Not Play	Western Conf. Teams					

ALL-TIME SEASON GAME RESULTS (*Overtime **Shootout)

10/24/1979	T	2-2	at COL (QUE)	3/24/1984	W	3-2*	at COL (QUE)	12/26/1987	L	2-4	COL (QUE)	11/25/1991	L	2-5	at COL (QUE)	12/4/1999	L	1-3	at COL
11/24/1979	T	4-4	COL (QUE)	3/25/1984	T	6-6*	COL (QUE)	12/27/1987	L	3-5	at COL (QUE)	12/28/1991	L	1-4	at COL (QUE)	12/20/1999	L	2-4	COL
2/26/1980	L	5-9	at COL (QUE)	10/31/1984	L	3-5	COL (QUE)	3/8/1988	L	4-6	at COL (QUE)	1/2/1992	W	4-1	COL (QUE)	11/3/2000	L	3-5	at COL
4/4/1980	W	9-2	COL (QUE)	11/10/1984	W	1-0	at COL (QUE)	3/13/1988	L	1-4	COL (QUE)	2/22/1992	W	4-0	COL (QUE)	1/6/2001	T	2-2*	COL
10/25/1980	W	4-2	COL (QUE)	12/1/1984	L	4-8	at COL (QUE)	10/6/1988	L	2-5	COL (QUE)	3/5/1992	L	4-10	COL (QUE)	10/23/2001	L	1-5	at COL
12/21/1980	L	5-6	at COL (QUE)	1/2/1985	L	3-7	at COL (QUE)	11/23/1988	W	4-3	COL (QUE)	3/9/1992	L	0-2	at COL (QUE)	1/12/2003	OT	2-3*	COL
2/2/1981	L	2-4	at COL (QUE)	2/10/1985	L	4-10	COL (QUE)	11/26/1988	W	4-2	at COL (QUE)	11/3/1992	T	3-3*	COL (QUE)	2/3/2004	L	1-3	at COL
4/1/1981	W	5-4	COL (QUE)	3/24/1985	W	2-1	COL (QUE)	12/28/1988	T	4-4*	at COL (QUE)	11/21/1992	L	2-8	at COL (QUE)	12/11/2006	L	2-5	at COL
10/6/1981	L	5-6	at COL (QUE)	4/6/1985	W	2-1	COL (QUE)	1/23/1989	W	5-0	at COL (QUE)	12/31/1992	L	2-6	COL (QUE)	1/12/2008	L	4-5	COL
11/21/1981	L	3-7	at COL (QUE)	4/7/1985	L	1-4	at COL (QUE)	1/28/1989	L	2-3*	COL (QUE)	1/9/1993	W	4-2	COL (QUE)	2/22/2009	W	5-2	COL
11/25/1981	T	3-3	COL (QUE)	10/15/1985	L	1-4	at COL (QUE)	2/23/1989	W	4-2	COL (QUE)	2/27/1993	W	5-3	at COL (QUE)	10/23/2009	L	4-5	at COL
1/11/1982	L	2-6	at COL (QUE)	10/30/1985	W	6-4	COL (QUE)	3/23/1989	L	3-6	at COL (QUE)	3/8/1993	W	4-2	at COL (QUE)	1/8/2010	W	2-1	COL
1/20/1982	W	4-2	COL (QUE)	11/9/1985	W	4-3	at COL (QUE)	10/8/1989	W	9-6	at COL (QUE)	4/10/1993	L	3-6	at COL (QUE)	12/3/2010	W	2-1*	COL
1/31/1982	T	4-4	COL (QUE)	12/31/1985	L	1-5	at COL (QUE)	10/25/1989	W	2-0	COL (QUE)	10/20/1993	L	2-5	COL (QUE)	2/10/2012	OT	3-4*	at COL
3/16/1982	W	7-5	at COL (QUE)	1/2/1986	L	2-3	COL (QUE)	11/22/1989	L	2-4	COL (QUE)	1/29/1994	L	2-3	COL (QUE)	10/25/2013	L	2-4	at COL
3/24/1982	T	3-3	COL (QUE)	1/17/1986	W	11-6	COL (QUE)	12/26/1989	T	3-3*	at COL (QUE)	2/1/1994	W	2-1	at COL (QUE)	11/12/2013	W	2-1	COL
11/10/1982	W	7-5	COL (QUE)	1/18/1986	W	5-2	at COL (QUE)	2/3/1990	W	5-1	at COL (QUE)	3/17/1994	L	1-4	at COL (QUE)	11/22/2014	L	3-4	at COL
12/28/1982	L	1-4	at COL (QUE)	3/8/1986	L	3-6	COL (QUE)	2/21/1990	W	3-2	COL (QUE)	4/7/1994	L	2-5	at COL (QUE)	1/13/2015	W	3-2**	COL
1/27/1983	W	5-2	COL (QUE)	11/1/1986	T	2-2*	COL (QUE)	3/21/1990	W	4-1	COL (QUE)	2/5/1995	L	1-3	at COL (QUE)	10/21/2015	W	1-0*	at COL
2/1/1983	L	3-12	at COL (QUE)	11/21/1986	T	3-3*	at COL (QUE)	3/31/1990	W	3-2	at COL (QUE)	2/8/1995	L	2-3	COL (QUE)	10/30/2015	W	3-2	COL
3/5/1983	L	3-10	at COL (QUE)	12/1/1986	L	1-4	at COL (QUE)	10/4/1990	T	3-3*	COL (QUE)	3/9/1995	W	2-1	COL (QUE)	2/17/2017	OT	1-2*	COL
3/6/1983	L	3-7	COL (QUE)	12/3/1986	W	2-1	COL (QUE)	10/16/1990	T	1-1*	at COL (QUE)	5/3/1995	L	1-4	at COL (QUE)	3/7/2017	L	1-3	at COL
4/2/1983	L	4-5	COL (QUE)	1/23/1987	W	3-2	COL (QUE)	11/21/1990	T	4-4*	COL (QUE)	12/15/1995	W	4-2	COL	11/2/2017	L	3-5	at COL
4/3/1983	L	5-6	at COL (QUE)	1/27/1987	L	2-4	at COL (QUE)	11/28/1990	L	3-4	COL (QUE)	2/9/1996	W	3-2*	at COL	2/10/2018	W	3-1	COL
10/13/1983	T	4-4*	COL (QUE)	2/28/1987	W	2-1	COL (QUE)	12/26/1990	W	4-1	at COL (QUE)	11/16/1996	T	4-4*	at COL	10/20/2018	L	1-3	COL
11/17/1983	L	2-4	COL (QUE)	3/10/1987	L	4-6	at COL (QUE)	3/2/1991	T	3-3*	at COL (QUE)	3/25/1997	L	0-4	COL	3/11/2019	W	3-0	at COL
11/19/1983	T	4-4*	at COL (QUE)	10/8/1987	L	1-5	COL (QUE)	3/10/1991	L	1-2	COL (QUE)	10/24/1997	T	3-3*	at COL	12/19/2019	W	3-1	at COL
12/27/1983	L	3-7	at COL (QUE)	11/1/1987	W	5-1	at COL (QUE)	3/23/1991	L	3-7	at COL (QUE)	11/29/1997	L	2-3	COL	2/28/2020	L	2-3	COL
1/28/1984	L	0-3	at COL (QUE)	11/7/1987	L	3-5	COL (QUE)	10/5/1991	L	2-4	at COL (QUE)	11/2/1998	L	2-3	COL				
1/29/1984	T	5-5*	COL (QUE)	12/8/1987	W	5-4	at COL (QUE)	11/12/1991	W	5-4	COL (QUE)	3/18/1999	L	2-3	at COL				



COLUMBUS BLUE JACKETS

2020-21 SCHEDULE

2/7/2021..... at CBJ	3/20/2021..... at CAR
2/8/2021..... at CBJ	3/22/2021..... at CBJ
2/16/2021..... at CAR	3/25/2021..... at CBJ
3/18/2021..... at CAR	5/1/2021..... at CAR

HURRICANES vs. COLUMBUS

ALL-TIME:.....GP: 41.....20-16-0-5.....GF: 100.....GA: 108
at home:.....GP: 21.....11-7-0-3.....GF: 54.....GA: 56
on road:.....GP: 20.....9-9-0-2.....GF: 46.....GA: 52
in overtime:.....GP: 8.....3-5-0

Majority owner/Governor..... John P. McConnell
 General manager/Alternate governor..... Jarmo Kekalainen
 Head coach..... John Tortorella
 Assistant coaches..... Brad Larsen, Kenny McCudden, Brad Shaw
 Goaltending coach..... Manny Legace
 Vice president of communications & team services..... Todd Sharrock
 Manager of communications..... Glenn Odebralski
 General office..... 614/246-4625

Inaugural season..... 2000-01
 Stanley Cup titles..... None
 Home ice..... Nationwide Arena (2000)
 Building capacity..... 18,144
 2019-20 record..... 33-22-15
 AHL affiliate..... Cleveland Monsters

SERIES RECORDS

Winning streak.....4 (2x).....Last: 3/15/2015-3/24/2016
Losing streak.....7.....12/29/2007-1/10/2014
Unbeaten streak.....4 (2x).....Last: 3/15/2015-3/24/2016
Goals scored.....6.....3/10/2003 (W, 6-5)
Goals allowed.....5 (4x).....Last: 4/2/2016 (L, 5-1)
Goals, both teams.....11.....3/10/2003 (W, 6-5)

LAST TRANSACTION

2/23/2007 CAR acquired Anson Carter from CBJ in exchange for CAR's 2008 fifth-round pick (135th overall – Thomas Kubalik).

2019-20 SERIES RECAP

BLUE JACKETS WIN SEASON SERIES: 3-0-0 (HURRICANES: 0-2-1)

At CAROLINA HURRICANES	Attend	Goaltenders	Winning Goal
12 Oct '19 Hurricanes 2 Blue Jackets 3	16,224	Reimer vs. Korpisalo	Pierre-Luc Dubois

At BLUE JACKETS	Attend	Goaltenders	Winning Goal
16 Jan '20 Hurricanes 2 Blue Jackets 3	17,900	Mrazek vs. Merzlikins	Nick Foligno
24 Oct '19 *Hurricanes 3 Blue Jackets 4	15,398	Mrazek vs. Korpisalo	Cam Atkinson

SERIES STATISTICS

HURRICANES SPECIALTY TEAMS	BLUE JACKETS SPECIALTY TEAMS
Power Play.....0-7.....0.0%	Power Play.....0-7.....0.0%
Penalty Killing.....7-7.....100.0%	Penalty Killing.....7-7.....100.0%

HURRICANES LEADING SCORER	BLUE JACKETS LEADING SCORER
GP G A P +/- PM	GP G A P +/- PM
Martin Necas 3 1 2 3 2 0	Ryan Murray 2 1 3 4 4 0

GOALTENDING

HURRICANES	GP	Min	W-L-OT	SO	GA	SA	SV	GAA	SV%
James Reimer	1	57	0-1-0	0	3	35	32	3.15	.914
Petr Mrazek	2	122	0-1-1	0	7	49	42	3.44	.857

BLUE JACKETS	GP	Min	W-L-OT	SO	GA	SA	SV	GAA	SV%
Joonas Korpisalo	2	123	2-0-0	0	5	56	51	2.43	.911
Elvis Merzlikins	1	60	1-0-0	0	2	34	32	2.00	.941

ALL-TIME SEASON SERIES RECORDS

YEAR	OVERALL	HOME	ROAD	YEAR	OVERALL	HOME	ROAD	YEAR	OVERALL	HOME	ROAD
2000-01	1-1-0-0	1-0-0-0	0-1-0-0	2008-09	0-1-0	0-1-0	0-0-0	2015-16	3-1-0	1-1-0	2-0-0
2001-02	1-0-0-0	1-0-0-0	0-0-0-0	2009-10	0-1-0	0-0-0	0-1-0	2016-17	2-2-0	2-0-0	0-2-0
2002-03	2-0-0-0	1-0-0-0	1-0-0-0	2010-11	0-1-0	0-1-0	0-0-0	2017-18	2-0-2	1-0-1	1-0-1
2003-04	1-1-0-0	0-1-0-0	1-0-0-0	2011-12	0-1-0	0-0-0	0-1-0	2018-19	2-2-0	1-1-0	1-1-0
2005-06	1-0-0	1-0-0	0-0-0	2012-13	Did Not Play Western Conf. Teams			2019-20	0-2-1	0-1-0	0-1-1
2006-07	Did Not Play Central Div. Teams			2013-14	2-2-1	1-1-1	1-1-0				
2007-08	0-1-0	0-0-0	0-1-0	2014-15	3-0-1	1-0-1	2-0-0				

ALL-TIME SEASON GAME RESULTS (*Overtime **Shootout)

12/29/2000 L 1-3 at CBJ	2/14/2009 L 1-5 CBJ	11/4/2014 W 4-2 at CBJ	1/17/2017 L 1-4 at CBJ	1/4/2019 W 4-2 CBJ
3/7/2001 W 2-1 CBJ	11/7/2009 L 2-3 at CBJ	11/7/2014 W 3-2* CBJ	1/21/2017 L 2-3 at CBJ	3/15/2019 L 0-3 at CBJ
11/19/2001 W 5-2 CBJ	3/12/2011 L 2-3 CBJ	3/10/2015 OT 3-4** CBJ	3/30/2017 W 2-1* CBJ	10/12/2019 L 2-3 CBJ
11/30/2002 W 4-2 at CBJ	3/23/2012 L 1-5 at CBJ	3/15/2015 W 3-2 at CBJ	10/10/2017 OT 1-2* CBJ	10/24/2019 OT 3-4* at CBJ
3/10/2003 W 6-5 CBJ	12/23/2013 L 3-4 CBJ	1/8/2016 W 4-1 CBJ	11/10/2017 W 3-1 at CBJ	1/16/2020 L 2-3 at CBJ
3/2/2004 L 0-3 CBJ	1/10/2014 L 0-3 at CBJ	1/9/2016 W 4-3* at CBJ	11/28/2017 OT 2-3** at CBJ	
3/8/2004 W 4-1 at CBJ	1/27/2014 W 3-2 CBJ	3/24/2016 W 3-2 at CBJ	12/16/2017 W 2-1 CBJ	
12/15/2005 W 2-1 CBJ	3/18/2014 W 3-1 at CBJ	4/2/2016 L 1-5 CBJ	10/5/2018 W 3-1 at CBJ	
12/29/2007 L 1-4 at CBJ	3/29/2014 OT 2-3* CBJ	1/10/2017 W 5-3 CBJ	11/17/2018 L 1-4 CBJ	



DALLAS STARS

2020-21 SCHEDULE

1/30/2021.....at CAR	4/3/2021.....at CAR
1/31/2021.....at CAR	4/4/2021.....at CAR
2/11/2021.....at DAL	4/26/2021.....at DAL
2/13/2021.....at DAL	4/27/2021.....at DAL

HURRICANES vs. DALLAS

ALL-TIME:.....GP: 83.....30-44-6-3.....GF: 245.....GA: 296
at home:.....GP: 43.....18-21-4-0.....GF: 131.....GA: 144
on road:.....GP: 40.....12-23-2-3.....GF: 114.....GA: 152
in overtime:.....GP: 11.....2-4-5

Owner/Governor.....	Tom Gaglardi
General manager.....	Jim Nill
Head coach.....	Rick Bowness
Assistant coaches.....	John Stevens, Todd Nelson, Derek Laxdal
Goaltending coach.....	Jeff Reese
Vice president, communications & broadcasting.....	Tom Holy
Corporate communications manager.....	Joe Calvillo
Media relations manager.....	Ben Fromstein
General office.....	214/387-5500

Inaugural season.....	1967-68 (Minnesota); 1993-94 (Dallas)
Stanley Cup titles.....	1 (1999)
Home ice.....	American Airlines Center (2001)
Building capacity.....	18,532
2019-20 record.....	37-24-8
AHL affiliate.....	Texas Stars

2019-20 SERIES RECAP

STARS WIN SEASON SERIES: 2-0-0 (HURRICANES: 0-2-0)

At CAROLINA HURRICANES	Attend	Goaltenders	Winning Goal
25 Feb '20 Hurricanes 1 Stars 4	18,176	Nedeljkovic vs. Khudobin	Roope Hintz

At DALLAS STARS	Attend	Goaltenders	Winning Goal
11 Feb '20 Hurricanes 1 Stars 4	18,532	Mrazek vs. Khudobin	Denis Gurianov

SERIES STATISTICS

HURRICANES SPECIALTY TEAMS				STARS SPECIALTY TEAMS			
Power Play.....	0-5	0.0%		Power Play.....	3-7	42.9%	
Penalty Killing.....	4-7	57.1%		Penalty Killing.....	5-5	100.0%	

HURRICANES LEADING SCORERS							STARS LEADING SCORERS						
	GP	G	A	P	+/-	PIM		GP	G	A	P	+/-	PIM
Sebastian Aho	2	2	0	2	0	2	Jamie Benn	2	3	1	4	3	0
Jacob Slavin	2	0	2	2	0	0	Roope Hintz	2	1	3	4	2	0
Andrei Svechnikov	2	0	2	2	0	0							

GOALTENDING

HURRICANES	GP	Min	W-L-OT	SO	GA	SA	SV	GAA	SV%
Petr Mrazek	1	59	0-1-0	0	3	36	33	3.06	.917
Alex Nedeljkovic	1	60	0-1-0	0	4	16	12	4.01	.750

STARS	GP	Min	W-L-OT	SO	GA	SA	SV	GAA	SV%
Anton Khudobin	2	120	2-0-0	0	2	66	64	1.00	.970

ALL-TIME SEASON SERIES RECORDS

YEAR	OVERALL	HOME	ROAD	YEAR	OVERALL	HOME	ROAD	YEAR	OVERALL	HOME	ROAD
1979-80	0-4-0	0-2-0	0-2-0	1993-94	0-1-1	0-0-1	0-1-0	2008-09	0-1-0	0-0-0	0-1-0
1980-81	1-3-0	1-1-0	0-2-0	1994-95	Did Not Play Western Conf. Teams			2009-10	1-1-0	1-0-0	0-1-0
1981-82	1-2-0	1-1-0	0-1-0	1995-96	1-1-0	0-1-0	1-0-0	2010-11	0-1-1	0-1-0	0-0-1
1982-83	0-2-1	0-1-0	0-1-1	1996-97	0-2-0	0-1-0	0-1-0	2011-12	0-1-0	0-1-0	0-0-0
1983-84	3-0-0	2-0-0	1-0-0	1997-98	0-2-0	0-1-0	0-1-0	2012-13	Did Not Play Western Conf. Teams		
1984-85	1-2-0	0-1-0	1-1-	1998-99	0-1-1	0-0-1	0-1-0	2013-14	1-1-0	1-0-0	0-1-0
1985-86	1-2-0	1-1-0	0-1-0	1999-00	1-1-0-0	1-0-0-0	0-1-0-0	2014-15	1-1-0	0-1-0	1-0-0
1986-87	1-2-0	1-0-0	0-2-0	2000-01	1-0-0-0	1-0-0-0	0-0-0-0	2015-16	0-2-0	0-1-0	0-1-0
1987-88	3-0-0	2-0-0	1-0-0	2001-02	1-0-1-0	1-0-0-0	0-0-1-0	2016-17	0-2-0	0-1-0	0-1-0
1988-89	2-1-0	0-1-0	2-0-0	2002-03	1-0-0-1	1-0-0-0	0-0-0-1	2017-18	1-1-0	1-0-0	0-1-0
1989-90	2-1-0	1-1-0	1-0-0	2003-04	0-1-0-0	0-1-0-0	0-0-0-0	2018-19	2-0-0	1-0-0	1-0-0
1990-91	1-2-0	0-1-0	1-1-0	2005-06	0-0-1	0-0-0	0-0-1	2019-20	0-2-0	0-1-0	0-1-0
1991-92	1-1-1	0-1-1	1-0-0	2006-07	1-0-0	1-0-0	0-0-0				
1992-93	1-0-1	0-0-1	1-0-0	2007-08	Did Not Play Pacific Div. Teams						

ALL-TIME SEASON GAME RESULTS (*Overtime **Shootout)

10/11/1979 L 1-4 at DAL (MIN)	10/27/1984 W 5-3 at DAL (MIN)	2/7/1990 W 5-3 at DAL (MIN)	10/15/1998 T 2-2* DAL	11/6/2011 L 2-5 DAL
1/9/1980 L 2-6 at DAL (MIN)	11/28/1984 L 2-4 DAL (MIN)	10/24/1990 L 0-3 at DAL (MIN)	3/21/1999 L 2-3* at DAL	2/27/2014 L 1-4 at DAL
2/10/1980 L 2-6 DAL (MIN)	1/12/1985 L 4-5 at DAL (MIN)	11/10/1990 W 3-2* at DAL (MIN)	11/20/1999 W 1-0 DAL	4/3/2014 W 4-1 DAL
3/16/1980 L 1-6 DAL (MIN)	11/13/1985 W 5-2 DAL (MIN)	12/23/1990 L 2-5 DAL (MIN)	12/8/1999 L 1-2 at DAL	11/18/2014 W 6-4 at DAL
10/11/1980 L 3-9 at DAL (MIN)	2/15/1986 L 1-4 at DAL (MIN)	1/28/1992 L 3-4 DAL (MIN)	10/10/2000 W 5-2 DAL	3/12/2015 L 3-5 DAL
11/12/1980 L 1-5 DAL (MIN)	2/26/1986 L 2-5 DAL (MIN)	2/9/1992 T 4-4* DAL (MIN)	10/7/2001 W 3-0 DAL	11/6/2015 L 1-4 DAL
2/14/1981 L 4-7 at DAL (MIN)	12/31/1986 L 2-5 at DAL (MIN)	2/29/1992 W 5-4* at DAL (MIN)	11/21/2001 T 4-4* at DAL	12/8/2015 L 5-6 at DAL
2/25/1981 W 3-2 DAL (MIN)	1/10/1987 L 3-4 at DAL (MIN)	1/3/1993 T 6-6* DAL (MIN)	12/22/2002 W 1-0 DAL	2/11/2017 L 2-5 at DAL
11/7/1981 W 4-2 DAL (MIN)	3/21/1987 W 5-1 DAL (MIN)	3/27/1993 W 2-1 at DAL (MIN)	2/11/2003 OT 1-2* at DAL	4/1/2017 L 0-3 DAL
2/22/1982 L 7-8 at DAL (MIN)	1/19/1988 W 6-3 at DAL (MIN)	10/27/1993 L 1-5 at DAL	12/22/2003 L 1-3 DAL	10/21/2017 L 3-4 at DAL
3/28/1982 L 2-5 DAL (MIN)	1/23/1988 W 5-0 DAL (MIN)	3/12/1994 T 2-2* DAL	12/2/2005 OT 4-5** at DAL	11/13/2017 W 5-1 DAL
11/2/1982 L 6-7 DAL (MIN)	3/26/1988 W 8-1 DAL (MIN)	2/11/1996 W 5-3 at DAL	11/18/2006 W 5-4 DAL	2/16/2019 W 3-0 DAL
12/14/1982 T 3-3 at DAL (MIN)	11/12/1988 W 3-1 at DAL (MIN)	2/25/1996 L 2-6 DAL	3/12/2009 L 2-3 at DAL	2/23/2019 W 3-0 at DAL
1/22/1983 L 2-7 at DAL (MIN)	12/3/1988 L 2-4 DAL (MIN)	12/20/1996 L 1-4 DAL	11/23/2009 L 0-2 at DAL	2/11/2020 L 1-4 at DAL
11/8/1983 W 6-4 DAL (MIN)	2/18/1989 W 4-3 at DAL (MIN)	3/21/1997 L 0-2 at DAL	12/16/2009 W 5-3 DAL	2/25/2020 L 1-4 DAL
12/23/1983 W 5-3 DAL (MIN)	10/7/1989 L 4-6 DAL (MIN)	1/3/1998 L 1-6 DAL	11/29/2010 L 1-4 DAL	
1/10/1984 W 6-3 at DAL (MIN)	12/23/1989 W 4-3 DAL (MIN)	3/20/1998 L 1-6 at DAL	12/10/2010 OT 1-2** at DAL	



DETROIT RED WINGS

2020-21 SCHEDULE

1/14/2021..... at DET	3/16/2021..... at DET
1/16/2021..... at DET	4/10/2021..... at CAR
3/4/2021..... at CAR	4/12/2021..... at CAR
3/14/2021..... at DET	4/29/2021..... at CAR

HURRICANES vs. DETROIT

ALL-TIME:	GP: 88.....	35-41-8-4	GF: 260.....	GA: 277
at home:	GP: 43.....	21-18-1-3	GF: 136.....	GA: 122
on road:	GP: 45.....	14-23-7-1	GF: 124	GA: 155
in overtime:	GP: 10	1-5-4		

Owner.....	Mike Ilitch (1929-2017), Marian Ilitch
Executive vice president/General manager	Steve Yzerman
Head coach.....	Jeff Blashill
Assistant coaches.....	Dan Bylsma, Doug Houda
Goaltending coach.....	Jeff Salajko
Director of public relations	Todd Beam
Communications professionals	Kyle Kujawa, Alex DiFilippo
General office.....	313/471-7000

Inaugural season	1926-27
Stanley Cup titles	11 (1936, 1937, 1943, 1950, 1952, 1954, 1955, 1997, 1998, 2002, 2008)
Home ice	Little Caesars Arena (2017)
Building capacity.....	19,515
2019-20 record.....	17-49-5
AHL affiliate.....	Grand Rapids Griffins

2019-20 SERIES RECAP

HURRICANES WIN SEASON SERIES: 3-0-0 (RED WINGS: 0-3-0)

At CAROLINA HURRICANES	Attend	Goaltenders	Winning Goal
01 Nov '19 Hurricanes 7 Red Wings 3	15,383	Mrazek vs. Howard/Bernier	Martin Necas

SERIES STATISTICS

HURRICANES SPECIALTY TEAMS	RED WINGS SPECIALTY TEAMS
Power Play..... 4-9 44.4%	Power Play..... 1-11 9.1%
Penalty Killing..... 10-11 90.9%	Penalty Killing..... 5-9 55.6%

GOALTENDING

HURRICANES	GP	Min	W-L-OT	SO	GA	SA	SV	GAA	SV%
Petr Mrazek	2	120	2-0-0	0	5	57	52	2.50	.912
James Reimer	1	60	1-0-0	1	0	19	19	0.00	1.000

At DETROIT RED WINGS	Attend	Goaltenders	Winning Goal
10 Mar '20 Hurricanes 5 Red Wings 2	17,511	Mrazek vs. Bernier	Justin Williams
24 Nov '19 Hurricanes 2 Red Wings 0	18,726	Reimer vs. Howard	Sebastian Aho

HURRICANES LEADING SCORER	RED WINGS LEADING SCORER
GP G A P +/- PM	GP G A P +/- PM
Sebastian Aho 3 5 3 8 5 2	Anthony Mantha 2 2 1 3 -3 4

RED WINGS	GP	Min	W-L-OT	SO	GA	SA	SV	GAA	SV%
Jimmy Howard	2	89	0-2-0	0	6	56	50	4.05	.893
Jonathan Bernier	2	88	0-1-0	0	6	48	42	4.10	.875

ALL-TIME SEASON SERIES RECORDS

YEAR	OVERALL	HOME	ROAD	YEAR	OVERALL	HOME	ROAD	YEAR	OVERALL	HOME	ROAD
1979-80	2-1-1	1-1-0	1-0-1	1993-94	1-2-0	1-0-0	0-2-0	2008-09	0-1-0	0-1-0	0-0-0
1980-81	2-0-2	2-0-0	0-0-2	1994-95	Did Not Play Western Conf. Teams			2009-10	0-1-0	0-0-0	0-1-0
1981-82	2-0-1	1-0-0	1-0-1	1995-96	0-2-0	0-1-0	0-1-0	2010-11	1-0-0	1-0-0	0-0-0
1982-83	0-3-0	0-2-0	0-1-0	1996-97	0-2-0	0-1-0	0-1-0	2011-12	0-1-0	0-0-0	0-1-0
1983-84	1-1-1	1-0-0	0-1-1	1997-98	1-1-0	1-0-0	0-1-0	2012-13	Did Not Play Western Conf. Teams		
1984-85	2-1-0	2-0-0	0-1-0	1998-99	1-1-0	1-0-0	0-1-0	2013-14	1-1-1	0-0-1	1-1-0
1985-86	2-1-0	1-0-0	1-1-0	1999-00	0-2-0-0	0-1-0-0	0-1-0-0	2014-15	0-3-0	0-2-0	0-1-0
1986-87	1-1-1	1-1-0	0-0-1	2000-01	0-0-0-1	0-0-0-0	0-0-0-1	2015-16	2-1-0	0-1-0	2-0-0
1987-88	2-1-0	1-0-0	1-1-0	2001-02	0-2-0-0	0-1-0-0	0-1-0-0	2016-17	1-1-1	1-0-1	0-1-0
1988-89	2-1-0	1-1-0	1-0-0	2002-03	1-0-0-0	1-0-0-0	0-0-0-0	2017-18	1-2-0	0-1-0	1-1-0
1989-90	2-0-1	0-0-1	2-0-0	2003-04	0-1-1-0	0-1-0-0	0-0-1-0	2018-19	1-1-1	0-1-1	1-0-0
1990-91	2-1-0	2-0-0	0-1-0	2005-06	1-0-0	1-0-0	0-0-0	2019-20	3-0-0	1-0-0	2-0-0
1991-92	0-2-0	0-1-0	0-1-0	2006-07	Did Not Play Central Div. Teams						
1992-93	0-2-0	0-1-0	0-1-0	2007-08	0-1-0	0-0-0	0-1-0				

ALL-TIME SEASON GAME RESULTS (*Overtime **Shootout)

1/6/1980 L 1-2 DET	11/21/1984 L 2-4 at DET	2/13/1991 W 6-2 DET	12/22/1999 L 1-4 DET	4/11/2015 L 0-2 DET
1/12/1980 W 6-4 at DET	1/3/1985 W 6-2 DET	3/14/1991 W 4-2 DET	2/14/2001 OTL 3-4* at DET	10/10/2015 L 3-4 DET
3/12/1980 T 4-4 at DET	12/29/1985 W 5-2 DET	11/1/1991 L 5-8 at DET	10/30/2001 L 2-5 DET	10/16/2015 W 5-3 at DET
4/6/1980 W 5-3 DET	2/6/1986 L 3-4* at DET	2/23/1992 L 0-4 DET	11/13/2001 L 3-4 at DET	10/27/2015 W 3-1 at DET
10/18/1980 W 4-2 DET	3/18/1986 W 6-4 at DET	11/6/1992 L 2-5 at DET	12/29/2002 W 6-4 DET	10/25/2016 L 2-4 at DET
10/29/1980 W 5-3 DET	12/6/1986 L 1-4 DET	11/14/1992 L 0-2 DET	1/2/2004 L 1-4 DET	3/27/2017 OT 3-4* DET
2/12/1981 T 2-2 at DET	12/20/1986 T 2-2* at DET	12/1/1993 W 5-3 DET	1/31/2004 T 4-4* at DET	3/28/2017 W 4-1 DET
3/10/1981 T 4-4 at DET	3/3/1987 W 5-3 DET	2/24/1994 L 0-3 at DET	1/10/2006 W 3-2 DET	1/20/2018 W 3-1 at DET
10/17/1981 W 8-1 DET	11/6/1987 L 1-3 at DET	3/29/1994 L 2-6 at DET	12/9/2007 L 2-5 at DET	10/25/2016 L 1-4 DET
12/22/1981 W 3-2 at DET	1/24/1988 W 2-1* DET	12/31/1995 L 2-3 at DET	10/13/2008 L 1-3 DET	2/24/2018 L 1-3 at DET
1/23/1982 T 2-2 at DET	3/24/1988 W 3-2 at DET	3/6/1996 L 2-4 DET	1/14/2010 L 1-3 at DET	10/22/2018 W 3-1 at DET
10/30/1982 L 2-4 DET	11/16/1988 L 3-4 DET	11/4/1996 L 1-5 at DET	4/6/2011 W 3-0 DET	11/10/2018 OT 3-4** DET
2/9/1983 L 5-6 DET	12/30/1988 W 4-3 DET	11/8/1996 L 1-4 DET	3/24/2012 L 4-5 at DET	12/20/2018 L 1-4 DET
2/20/1983 L 2-7 at DET	12/31/1988 W 3-2 at DET	10/18/1997 L 2-4 at DET	10/4/2013 OT 2-3* DET	11/1/2019 W 7-3 DET
1/3/1984 L 1-7 at DET	10/21/1989 T 3-3* DET	11/5/1997 W 3-1 DET	11/21/2013 L 3-4 at DET	11/24/2019 W 2-0 at DET
2/1/1984 T 6-6* at DET	11/3/1989 W 4-3 at DET	12/12/1998 W 3-0 DET	4/11/2014 W 2-1 at DET	3/10/2020 W 5-2 at DET
2/7/1984 W 4-1 DET	11/14/1989 W 3-0 at DET	1/21/1999 L 1-4 at DET	12/7/2014 L 1-3 DET	
10/18/1984 W 7-3 DET	10/12/1990 L 2-4 at DET	11/5/1999 L 2-3 at DET	4/7/2015 L 2-3 at DET	



EDMONTON OILERS

2020-21 SCHEDULE

No games scheduled

HURRICANES vs. EDMONTON

ALL-TIME:GP: 80..... 28-37-12-3GF: 277.....GA: 280
at home:GP: 39..... 17-14-7-1GF: 150.....GA: 124
on road:GP: 41..... 11-23-5-2GF: 127GA: 156
in overtime:GP: 12..... 0-4-8

Owner/Governor.....Daryl A. Katz (Oilers Entertainment Group)
General manager/President of hockey operations.....Ken Holland
Head coach.....Dave Tippett
Associate coach.....Jim Playfair
Assistant coaches.....Glen Gulutzan, Brian Wiseman
Goaltending coaches.....Dustin Schwartz, Sylvain Rodrigue
Senior vice president, communications & government relations.....Tim Shipton
Manager, hockey communications.....Shawn May
Manager, hockey communications & team services.....Katie Doyle
General office.....780/414-4000

Inaugural season.....1972-73 (WHA); 1979-80 (NHL)
Stanley Cup titles.....5 (1984, 1985, 1987, 1988, 1990)
Home ice.....Rogers Place (2016)
Building capacity.....18,347
2019-20 record.....37-25-9
AHL affiliate.....Bakersfield Condors

SERIES RECORDS

Winning streak.....3 (2x).....Last: 1/20/2019-12/20/2019
Losing streak.....4 (2x).....Last: 1/31/1992-1/15/1993
Unbeaten streak.....6.....11/12/1997-3/15/2000
Goals scored.....11.....2/12/1984 (W, 11-0)
Goals allowed.....9.....3/8/1983 (L, 9-4)
Goals, both teams.....15.....3/29/1985 (W, 8-7)

LAST TRANSACTION

11/30/2018 EDM claimed Valentin Zykov on waivers from CAR.

2019-20 SERIES RECAP

HURRICANES WIN SEASON SERIES: 1-0-1 (OILERS: 1-1-0)

At CAROLINA HURRICANES	Attend	Goaltenders	Winning Goal
16 Feb '20 *Hurricanes 3 Oilers 4	18,680	Reimer vs. Smith	Josh Archibald

At EDMONTON OILERS	Attend	Goaltenders	Winning Goal
10 Dec '19 Hurricanes 6 Oilers 3	16,175	Reimer vs. Koskinen	Jordan Martinook

SERIES STATISTICS

HURRICANES SPECIALTY TEAMS		OILERS SPECIALTY TEAMS	
Power Play.....3-7.....42.9%	Penalty Killing.....6-8.....75.0%	Power Play.....2-8.....25.0%	Penalty Killing.....4-7.....57.1%

HURRICANES LEADING SCORER						OILERS LEADING SCORER							
	GP	G	A	P	+/- PIM		GP	G	A	P	+/- PIM		
Sebastian Aho	2	4	1	5	0	0	Leon Draisaitl	2	1	3	4	-2	0

GOALTENDING

HURRICANES	GP	Min	W-L-OT	SO	GA	SA	SV	GAA	SV%
James Reimer	2	122	1-0-1	0	7	60	53	3.43	.883

OILERS	GP	Min	W-L-OT	SO	GA	SA	SV	GAA	SV%
Mike Smith	1	63	1-0-0	0	3	31	28	2.84	.903
Mikko Koskinen	1	60	0-1-0	0	6	32	26	6.00	.812

ALL-TIME SEASON SERIES RECORDS

YEAR	OVERALL	HOME	ROAD	YEAR	OVERALL	HOME	ROAD	YEAR	OVERALL	HOME	ROAD
1979-80	2-1-1	2-0-0	0-1-1	1993-94	1-0-1	0-0-1	1-0-0	2008-09	0-1-0	0-1-0	0-0-0
1980-81	1-2-1	1-1-0	0-1-1	1994-95	Did Not Play Western Conf. Teams			2009-10	0-1-0	0-0-0	0-1-0
1981-82	0-2-1	0-0-1	0-2-0	1995-96	1-0-1	0-0-1	1-0-0	2010-11	1-0-0	1-0-0	0-0-0
1982-83	0-2-1	0-1-1	0-1-0	1996-97	0-2-0	0-1-0	0-1-0	2011-12	1-0-0	0-0-0	1-0-0
1983-84	1-2-0	1-0-0	0-2-0	1997-98	2-0-0	1-0-0	1-0-0	2012-13	Did Not Play Western Conf. Teams		
1984-85	1-2-0	1-1-0	0-1-0	1998-99	1-0-1	1-0-0	0-0-1	2013-14	0-1-1	0-1-0	0-0-1
1985-86	0-3-0	0-1-0	0-2-0	1999-00	0-0-2-0	0-0-1-0	0-0-1-0	2014-15	1-1-0	1-0-0	0-1-0
1986-87	1-2-0	1-1-0	0-1-0	2000-01	0-1-0-0	0-1-0-0	0-0-0-0	2015-16	1-0-1	1-0-0	0-0-1
1987-88	1-2-0	1-0-0	1-1-0	2001-02	1-0-1-0	0-0-1-0	1-0-0-0	2016-17	1-1-0	1-0-0	0-1-0
1988-89	1-2-0	1-1-0	0-1-0	2002-03	0-1-0-0	0-0-0-0	0-1-0-0	2017-18	1-1-0	0-1-0	1-0-0
1989-90	1-0-2	0-0-1	1-0-1	2003-04	1-0-0-0	0-0-0-0	1-0-0-0	2018-19	2-0-0	1-0-0	1-0-0
1990-91	1-2-0	1-1-0	0-1-0	2005-06	Did Not Play Northwest Div. Teams			2019-20	1-0-1	0-0-1	1-0-0
1991-92	0-3-0	0-1-0	0-2-0	2006-07	0-1-0	0-0-0	0-1-0				
1992-93	1-1-0	1-0-0	0-1-0	2007-08	1-0-0	1-0-0	0-0-0				

ALL-TIME SEASON GAME RESULTS (*Overtime **Shootout)

11/17/1979 W 4-0 EDM	3/21/1984 L 3-5 at EDM	1/6/1990 T 4-4* at EDM	3/15/1997 L 2-4 EDM	11/9/2010 W 7-1 EDM
12/9/1979 L 0-3 at EDM	11/30/1984 L 2-4 EDM	1/30/1990 T 4-4* EDM	11/12/1997 W 6-4 at EDM	12/7/2011 W 5-3 at EDM
1/2/1980 T 3-3 at EDM	2/3/1985 L 3-6 at EDM	3/18/1990 W 3-1 at EDM	3/15/1998 W 4-1 EDM	12/10/2013 OT 4-5* at EDM
2/19/1980 W 6-2 EDM	3/29/1985 W 8-7 EDM	12/1/1990 L 2-4 EDM	12/15/1998 W 3-0 EDM	3/16/2014 L 1-2 EDM
11/28/1980 W 6-4 EDM	11/30/1985 L 5-8 at EDM	12/30/1990 L 3-4 at EDM	2/27/1999 T 2-2* at EDM	10/24/2014 L 3-6 at EDM
12/7/1980 L 4-6 at EDM	1/4/1986 L 3-4 at EDM	2/6/1991 W 5-1 EDM	10/13/1999 T 3-3* at EDM	3/8/2015 W 7-4 EDM
1/9/1981 T 6-6 at EDM	1/15/1986 L 1-4 EDM	1/31/1992 L 1-4 at EDM	3/15/2000 T 2-2* EDM	11/25/2015 W 4-1 EDM
3/25/1981 L 2-7 EDM	11/15/1986 W 6-2 EDM	2/13/1992 L 1-3 EDM	3/11/2001 L 2-3 EDM	1/4/2016 OT 0-1* at EDM
10/21/1981 L 2-5 at EDM	3/15/1987 L 1-4 at EDM	3/14/1992 L 1-3 at EDM	11/11/2001 T 1-1* EDM	10/18/2016 L 2-3 at EDM
11/11/1981 T 4-4 EDM	3/25/1987 L 3-5 EDM	1/15/1993 L 1-3 at EDM	1/10/2002 W 4-1 at EDM	2/3/2017 W 2-1 EDM
2/19/1982 L 4-7 at EDM	12/19/1987 W 4-3 at EDM	2/20/1993 W 7-3 EDM	12/11/2002 L 1-4 at EDM	10/17/2017 W 5-3 at EDM
10/14/1982 T 4-4 EDM	1/6/1988 L 1-5 EDM	12/13/1993 T 4-4* EDM	12/9/2003 W 3-2 at EDM	3/20/2018 L 3-7 EDM
10/20/1982 L 2-4 at EDM	1/30/1988 L 2-5 at EDM	2/12/1994 W 5-2 at EDM	12/6/2006 L 1-3 at EDM	1/20/2019 W 7-4 at EDM
3/8/1983 L 4-9 EDM	12/17/1988 L 2-4 EDM	1/9/1996 W 5-1 at EDM	1/18/2008 W 7-2 EDM	2/15/2019 W 3-1 EDM
1/7/1984 L 3-5 at EDM	2/21/1989 L 4-7 at EDM	2/28/1996 T 4-4* EDM	11/1/2008 L 1-3 EDM	12/20/2019 W 6-3 at EDM
2/12/1984 W 11-0 EDM	3/8/1989 W 7-3 EDM	1/12/1997 L 1-2* at EDM	2/1/2010 L 2-4 at EDM	2/16/2020 OT 3-4* EDM



FLORIDA PANTHERS

2020-21 SCHEDULE

1/21/2021.....	at CAR	4/6/2021.....	at CAR
1/23/2021.....	at CAR	4/8/2021.....	at CAR
2/27/2021.....	at FLA	4/22/2021.....	at FLA
3/1/2021.....	at FLA	4/24/2021.....	at FLA

HURRICANES vs. FLORIDA

ALL-TIME:.....	GP: 124.....	63-44-11-6.....	GF: 338.....	GA: 341
at home:.....	GP: 62.....	40-17-3-2.....	GF: 190.....	GA: 149
on road:.....	GP: 62.....	23-27-8-4.....	GF: 148.....	GA: 192
in overtime:.....	GP: 32.....	15-6-11.....		

Owner/Chairman/Governor.....	Vincent J. Viola
General manager.....	Bill Zito
Head coach.....	Joel Quenneville
Assistant coaches.....	Andrew Brunette, Derek MacKenzie, Ulf Samuelsson
Goaltending coach.....	Robb Tallas
Senior director of communications.....	Adelyn Biedenbach
Communications manager.....	Chrissy Parente
Hockey communications specialist.....	Mike Lewis
Communications coordinator.....	Thomas Harding
General office.....	954/835-7000

Inaugural season.....	1993-94
Stanley Cup titles.....	None
Home ice.....	BB&T Center (1998)
Building capacity.....	19,638
2019-20 record.....	35-26-8
AHL affiliate.....	Charlotte Checkers

2019-20 SERIES RECAP

HURRICANES WIN SEASON SERIES: 2-1-0 (PANTHERS: 1-2-0)

At CAROLINA HURRICANES	Attend	Goaltenders	Winning Goal
21 Dec '19 Hurricanes 2 Panthers 4	18,224	Mrazek vs. Driedger	Jonathan Huberdeau
23 Nov '19 Hurricanes 4 Panthers 2	18,159	Mrazek vs. Bobrovsky	Dougie Hamilton

SERIES STATISTICS

HURRICANES SPECIALTY TEAMS	
Power Play.....	2-8.....25.0%
Penalty Killing.....	7-11.....63.6%

PANTHERS SPECIALTY TEAMS	
Power Play.....	4-11.....36.4%
Penalty Killing.....	6-8.....75.0%

At FLORIDA PANTHERS	Attend	Goaltenders	Winning Goal
08 Oct '19 Hurricanes 6 Panthers 3	11,638	Reimer vs. Bobrovsky/Montembeault	Ryan Dzingel

HURRICANES LEADING SCORER						
	GP	G	A	P	+/-	PIM
Teuvo Teravainen	3	1	5	6	5	0

PANTHERS LEADING SCORERS						
	GP	G	A	P	+/-	PIM
Brian Boyle	2	2	1	3	3	4
Jonathan Huberdeau	3	1	2	3	-1	4
Aleksander Barkov	3	0	3	3	-3	0
Mike Hoffman	3	0	3	3	-2	0

GOALTENDING

HURRICANES	GP	Min	W-L-OT	SO	GA	SA	SV	GAA	SV%
James Reimer	1	60	1-0-0	0	3	50	47	3.00	.940
Petr Mrazek	2	117	1-1-0	0	6	45	39	3.08	.867

PANTHERS	GP	Min	W-L-OT	SO	GA	SA	SV	GAA	SV%
Chris Driedger	1	60	1-0-0	0	2	44	42	2.00	.955
Sam Montembeault	1	38	0-0-0	0	1	20	19	1.59	.950
Sergei Bobrovsky	2	79	0-2-0	0	7	47	40	5.33	.851

ALL-TIME SEASON SERIES RECORDS

YEAR	OVERALL	HOME	ROAD	YEAR	OVERALL	HOME	ROAD	YEAR	OVERALL	HOME	ROAD
1993-94	3-1-0	1-1-0	2-0-0	2002-03	1-3-0-1	1-1-0-0	0-2-0-1	2012-13	2-2-0	1-1-0	1-1-0
1994-95	0-3-1	0-2-0	0-1-1	2003-04	2-2-2-0	2-0-1-0	0-2-1-0	2013-14	3-0-0	2-0-0	1-0-0
1995-96	1-3-0	1-1-0	0-2-0	2005-06	6-1-1	4-0-0	2-1-1	2014-15	0-3-0	0-1-0	0-2-0
1996-97	2-1-1	2-0-0	0-1-1	2006-07	7-1-0	4-0-0	3-1-0	2015-16	0-3-0	0-2-0	0-1-0
1997-98	1-3-0	0-2-0	1-1-0	2007-08	5-3-0	3-1-0	2-2-0	2016-17	2-0-1	1-0-0	1-0-1
1998-99	1-0-4	1-0-1	0-0-3	2008-09	3-3-0	2-1-0	1-2-0	2017-18	2-1-0	2-0-0	0-1-0
1999-00	3-2-0-0	2-1-0-0	1-1-0-0	2009-10	3-3-0	3-0-0	0-3-0	2018-19	3-0-0	1-0-0	2-0-0
2000-01	2-1-2-0	1-1-0-0	1-0-2-0	2010-11	4-1-1	2-0-1	2-1-0	2019-20	2-1-0	1-1-0	1-0-0
2001-02	4-0-1-0	2-0-1-0	2-0-0-0	2011-12	1-3-2	1-1-1	0-2-1				

ALL-TIME SEASON GAME RESULTS (*Overtime **Shootout)

11/23/1993 W 2-1* at FLA	12/26/1999 W 4-3* FLA	4/4/2004 T 6-6* at FLA	10/10/2008 W 6-4 FLA	3/2/2013 W 6-2 FLA
11/27/1993 W 4-0 FLA	1/14/2000 L 1-5 at FLA	11/5/2005 W 2-0 FLA	11/24/2008 L 2-3 at FLA	3/3/2013 W 3-2 at FLA
12/29/1993 L 3-5 FLA	2/1/2000 W 4-2 FLA	11/11/2005 W 1-0 at FLA	12/18/2008 W 2-1* FLA	3/19/2013 L 1-4 FLA
3/4/1994 W 2-1 at FLA	2/24/2000 L 2-4 FLA	12/23/2005 W 4-3 FLA	1/8/2009 L 2-4 at FLA	1/18/2014 W 3-2 FLA
1/28/1995 L 1-2 FLA	2/26/2000 W 2-1* at FLA	1/25/2006 W 4-3** at FLA	2/12/2009 L 0-5 FLA	2/7/2014 W 5-1 FLA
2/11/1995 L 3-4 at FLA	10/13/2000 T 2-2* at FLA	3/3/2006 W 5-2 FLA	3/23/2009 W 3-2* at FLA	3/27/2014 W 3-0 at FLA
3/12/1995 L 1-4 FLA	11/15/2000 L 1-4 FLA	3/10/2006 L 3-5 at FLA	10/9/2009 W 7-2 FLA	11/26/2014 L 0-1 at FLA
3/29/1995 T 4-4* at FLA	11/29/2000 W 2-1* at FLA	3/11/2006 OT 3-4* at FLA	11/4/2009 L 0-3 at FLA	3/14/2015 L 0-2 FLA
10/21/1995 L 0-3 at FLA	1/9/2001 W 7-3 FLA	3/31/2006 W 3-2 FLA	12/18/2009 L 3-6 at FLA	4/2/2015 L 1-6 at FLA
12/2/1995 L 3-5 FLA	1/12/2001 T 2-2* at FLA	10/11/2006 L 3-6 at FLA	12/19/2009 W 3-2 FLA	10/13/2015 L 1-4 FLA
3/2/1996 W 7-1 FLA	12/8/2001 W 3-2 at FLA	12/23/2006 W 3-2* at FLA	2/9/2010 W 4-1 FLA	12/18/2015 L 0-2 FLA
4/1/1996 L 2-3 at FLA	12/12/2001 W 4-1 FLA	12/26/2006 W 4-2 FLA	3/6/2010 L 1-4 at FLA	4/9/2016 L 2-5 at FLA
10/12/1996 L 0-6 at FLA	1/25/2002 T 1-1* FLA	11/1/2007 W 6-4 FLA	11/5/2010 L 4-7 at FLA	11/27/2016 W 3-2 FLA
11/29/1996 T 1-1* at FLA	3/21/2002 W 3-2 FLA	1/16/2007 W 3-2* at FLA	11/6/2010 W 3-2 FLA	2/28/2017 OT 2-3** at FLA
12/11/1996 W 5-2 FLA	4/12/2002 W 3-1 at FLA	3/13/2007 W 3-1 FLA	12/15/2010 W 4-3 at FLA	3/21/2017 W 4-3 at FLA
1/22/1997 W 2-1* FLA	12/4/2002 L 2-4 at FLA	4/1/2007 W 4-3* at FLA	1/3/2011 OT 3-4* FLA	11/7/2017 W 3-1 FLA
12/10/1997 L 2-5 FLA	12/6/2002 L 0-2 FLA	4/7/2007 W 5-4* FLA	1/7/2011 W 5-3 at FLA	12/2/2017 W 3-2* FLA
12/26/1997 L 2-5 FLA	1/24/2003 W 3-1 FLA	10/31/2007 L 2-4 at FLA	3/1/2011 W 2-1 FLA	4/2/2018 L 2-3 at FLA
1/27/1998 L 0-3 at FLA	1/25/2003 OTL 2-3* at FLA	11/3/2007 W 4-2 FLA	11/29/2011 L 1-3 FLA	11/23/2018 W 4-1 FLA
3/23/1998 W 5-3 at FLA	4/4/2003 L 1-4 at FLA	11/12/2007 W 4-3 at FLA	12/18/2011 OT 2-3* at FLA	2/21/2019 W 4-3 at FLA
12/5/1998 T 3-3* at FLA	10/9/2003 L 1-3 at FLA	11/17/2007 W 2-1 FLA	2/25/2012 OT 2-3** FLA	3/2/2019 W 4-3* at FLA
1/1/1999 T 3-3* at FLA	10/13/2003 T 2-2* FLA	12/20/2007 L 4-5 at FLA	3/11/2012 L 0-2 at FLA	10/8/2019 W 6-3 at FLA
1/14/1999 W 3-2 FLA	2/16/2004 W 3-1 FLA	2/16/2008 W 5-4 FLA	3/21/2012 W 3-1 FLA	11/23/2019 W 4-2 FLA
2/6/1999 T 3-3* FLA	3/25/2004 W 3-2 FLA	3/20/2008 W 2-1** at FLA	4/7/2012 L 1-4 at FLA	12/21/2019 L 2-4 FLA
3/6/1999 T 2-2* at FLA	3/29/2004 L 1-3 at FLA	4/4/2008 L 3-4 FLA	1/19/2013 L 1-5 at FLA	



LOS ANGELES KINGS

2020-21 SCHEDULE

No games scheduled

HURRICANES vs. LOS ANGELES

ALL-TIME: GP: 81 34-35-8-3 GF: 275 GA: 289
at home: GP: 41 22-13-5-1 GF: 143 GA: 135
on road: GP: 40 13-22-3-2 GF: 132 GA: 154
in overtime: GP: 12 2-5-5

Owners Philip F. Anschutz, Edward P. Roski, Jr.
Vice president/General manager Rob Blake
Head coach Todd McLellan
Assistant coaches Trent Yawney, Marco Sturm
Goaltending coach Bill Ranford
Senior vice president, marketing, communications & content Michael Altieri
Senior director, team operations & hockey communications Rob Koch
Senior manager, hockey communications Jon Gomez
Manager, media services & team operations Eddie Fischermann
General office 310/535-4500

Inaugural season 1967-68
Stanley Cup titles 2 (2012, 2014)
Home ice STAPLES Center (1999)
Building capacity 18,230
2019-20 record 29-35-6
AHL affiliate Ontario Reign

2019-20 SERIES RECAP

HURRICANES WIN SEASON SERIES: 2-0-0 (KINGS: 0-2-0)

At CAROLINA HURRICANES	Attend	Goaltenders	Winning Goal
11 Jan '20 Hurricanes 2 Kings 0	18,680	Reimer vs. Campbell	Nino Niederreiter

At LOS ANGELES KINGS	Attend	Goaltenders	Winning Goal
15 Oct '19 Hurricanes 2 Kings 0	14,219	Mrazek vs. Campbell	Martin Necas

SERIES STATISTICS

HURRICANES SPECIALTY TEAMS	KINGS SPECIALTY TEAMS
Power Play 0-6 0.0%	Power Play 0-7 0.0%
Penalty Killing 7-7 100.0%	Penalty Killing 6-6 100.0%

HURRICANES LEADING SCORER	KINGS LEADING SCORER
GP G A P +/- PIM	GP G A P +/- PIM
Teuvo Teravainen 2 1 2 3 3 0	None

GOALTENDING

HURRICANES	GP	Min	W-L-OT	SO	GA	SA	SV	GAA	SV%
Petr Mrazek	1	60	1-0-0	1	0	31	31	0.00	1.000
James Reimer	1	60	1-0-0	1	0	41	41	0.00	1.000

KINGS	GP	Min	W-L-OT	SO	GA	SA	SV	GAA	SV%
Jack Campbell	2	116	0-2-0	0	2	51	49	1.04	.961

ALL-TIME SEASON SERIES RECORDS

YEAR	OVERALL	HOME	ROAD	YEAR	OVERALL	HOME	ROAD	YEAR	OVERALL	HOME	ROAD
1979-80	2-1-1	2-0-0	0-1-1	1993-94	0-2-0	0-1-0	0-1-0	2008-09	0-0-1	0-0-0	0-0-1
1980-81	0-3-1	0-1-1	0-2-0	1994-95	Did Not Play Western Conf. Teams			2009-10	0-1-0	0-1-0	0-0-0
1981-82	2-0-1	1-0-1	1-0-0	1995-96	2-0-0	1-0-0	1-0-0	2010-11	0-1-0	0-0-0	0-1-0
1982-83	1-2-0	0-1-0	1-1-0	1996-97	0-2-0	0-1-0	0-1-0	2011-12	1-0-0	1-0-0	0-0-0
1983-84	2-1-0	1-1-0	1-0-0	1997-98	1-0-1	0-0-1	1-0-0	2012-13	Did Not Play Western Conf. Teams		
1984-85	0-2-1	0-1-0	0-1-1	1998-99	1-1-0	0-1-0	1-0-0	2013-14	0-1-1	0-0-1	0-1-0
1985-86	2-1-0	1-1-0	1-0-0	1999-00	1-0-0-0	0-0-0-0	1-0-0-0	2014-15	1-1-0	1-0-0	0-1-0
1986-87	1-2-0	1-0-0	0-2-0	2000-01	0-2-0-0	0-1-0-0	0-1-0-0	2015-16	1-1-0	1-0-0	0-1-0
1987-88	3-0-0	2-0-0	1-0-0	2001-02	1-1-0-0	1-0-0-0	0-1-0-0	2016-17	1-1-0	0-1-0	1-0-0
1988-89	1-2-0	1-0-0	0-2-0	2002-03	0-1-1-0	0-0-1-0	0-1-0-0	2017-18	1-0-1	1-0-0	0-0-1
1989-90	2-1-0	1-1-0	1-0-0	2003-04	1-0-0-0	1-0-0-0	0-0-0-0	2018-19	1-1-0	1-0-0	0-1-0
1990-91	1-2-0	1-0-0	0-2-0	2005-06	1-0-0	0-0-0	1-0-0	2019-20	2-0-0	1-0-0	1-0-0
1991-92	1-0-2	1-0-1	0-0-1	2006-07	1-0-0	1-0-0	0-0-0				
1992-93	0-2-0	0-1-0	0-1-0	2007-08	Did Not Play Pacific Div. Teams						

ALL-TIME SEASON GAME RESULTS (*Overtime **Shootout)

10/19/1979 W 6-3 LA	1/31/1985 L 3-5 at LA	1/13/1990 W 6-3 at LA	10/25/1998 L 2-3 LA	3/1/2014 L 1-3 at LA
12/12/1979 L 4-7 at LA	2/23/1985 L 1-2* LA	10/19/1990 L 2-5 at LA	11/14/1998 W 5-3 at LA	11/2/2014 W 3-2 LA
2/6/1980 W 7-3 LA	3/13/1985 T 3-3* at LA	1/8/1991 L 3-4* at LA	3/2/2000 W 5-2 at LA	11/20/2014 L 2-3 at LA
3/29/1980 T 2-2 at LA	11/2/1985 L 1-8 LA	1/16/1991 W 4-3 LA	1/20/2001 L 3-6 LA	10/23/2015 L 0-3 at LA
12/2/1980 L 2-5 at LA	11/27/1985 W 9-0 at LA	10/30/1991 T 4-4* LA	2/8/2001 L 2-4 at LA	11/22/2015 W 4-3 LA
12/13/1980 T 5-5 LA	3/22/1986 W 6-3 LA	2/6/1992 T 5-5* at LA	10/28/2001 W 3-2* LA	12/8/2016 W 3-1 at LA
1/7/1981 L 3-5 at LA	11/8/1986 L 3-4 at LA	3/11/1992 W 4-0 LA	2/7/2002 L 1-2 at LA	1/26/2017 L 0-3 LA
1/14/1981 L 4-5 LA	2/14/1987 L 2-5 at LA	10/31/1992 L 1-7 LA	2/7/2003 L 2-8 at LA	12/9/2017 OT 2-3* at LA
12/19/1981 T 5-5 LA	3/22/1987 W 6-3 LA	12/5/1992 L 3-7 at LA	3/15/2003 T 0-0* LA	2/12/2018 W 7-3 LA
2/2/1982 W 5-3 at LA	12/12/1987 W 3-2 LA	1/12/1994 L 4-6 at LA	11/8/2003 W 3-2* LA	12/2/2018 L 0-2 at LA
3/7/1982 W 7-6 LA	1/16/1988 W 4-3 at LA	3/2/1994 L 1-4 LA	12/8/2005 W 3-2 at LA	2/26/2019 W 6-1 LA
10/23/1982 W 5-3 at LA	3/9/1988 W 5-4 LA	1/25/1996 W 8-2 LA	2/13/2007 W 2-1 LA	10/15/2019 W 2-0 at LA
1/20/1983 L 3-4 at LA	11/10/1988 L 2-7 at LA	1/31/1996 W 6-4 at LA	10/17/2008 OT 3-4* at LA	1/11/2020 W 2-0 LA
2/15/1983 L 2-5 LA	1/14/1989 L 6-9 at LA	11/2/1996 L 2-3 LA	11/11/2009 L 2-5 LA	
10/25/1983 W 8-5 at LA	1/21/1989 W 5-4 LA	1/30/1997 L 3-5 at LA	10/20/2010 L 3-4 at LA	
11/5/1983 W 2-1 LA	11/4/1989 W 6-3 LA	10/7/1997 T 3-3* LA	2/4/2012 W 2-1 LA	
12/30/1983 L 3-9 LA	12/13/1989 L 2-5 LA	3/5/1998 W 2-1 at LA	10/11/2013 OT 1-2** LA	



MINNESOTA WILD

2020-21 SCHEDULE

No games scheduled

HURRICANES vs. MINNESOTA

ALL-TIME: GP: 28 13-8-2-4 GF: 83 GA: 78
 at home: GP: 12 9-1-0-2 GF: 34 GA: 23
 on road: GP: 16 5-7-2-2 GF: 49 GA: 55
 in overtime: GP: 11 5-4-2

Owner/Governor Craig Leipold
 General manager Bill Guerin
 Head coach Dean Evason
 Assistant coaches Bob Woods, Darby Hendrickson, Brett McLean
 Goaltending coach Frederic Chabot
 Director of media relations Aaron Sickman
 Media relations specialist Megan Kogut
 General office 651/602-6000

Inaugural season 2000-01
 Stanley Cup titles None
 Home ice Xcel Energy Center (2000)
 Building capacity 17,954
 2019-20 record 35-27-7
 AHL affiliate Iowa Wild

SERIES RECORDS

Winning streak 4 (2x) Last: 10/13/2018-12/7/2019
 Losing streak 6 10/24/2013-3/19/2016
 Unbeaten streak 4 11/15/2009-3/17/2012
 Goals scored 7 10/24/2001 (W, 7-3)
 Goals allowed 6 (2x) Last: 3/6/18 (L, 6-2)
 Goals, both teams 10 10/24/2001 (W, 7-3)

LAST TRANSACTION

1/17/2019 CAR acquired Nino Niederreiter from MIN in exchange for Victor Rask.

2019-20 SERIES RECAP

HURRICANES WIN SEASON SERIES: 2-0-0 (WILD: 0-1-1)

At CAROLINA HURRICANES Attend Goaltenders Winning Goal
 07 Dec '19 Hurricanes 6 Wild 2 18,680 Mrazek vs. Stalock Sebastian Aho

SERIES STATISTICS

HURRICANES SPECIALTY TEAMS WILD SPECIALTY TEAMS
 Power Play 2-5 40.0% Power Play 0-7 0.0%
 Penalty Killing 7-7 100.0% Penalty Killing 3-5 60.0%

GOALTENDING

HURRICANES	GP	Min	W-L-OT	SO	GA	SA	SV	GAA	SV%
Petr Mrazek	1	60	1-0-0	0	2	24	22	2.00	.917
James Reimer	1	62	1-0-0	0	3	35	32	2.92	.914

At MINNESOTA WILD Attend Goaltenders Winning Goal
 16 Nov '19 *Hurricanes 4 Wild 3 17,101 Reimer vs. Dubnyk Andrei Svechnikov

HURRICANES LEADING SCORER WILD LEADING SCORER

	GP	G	A	P	+/-	PIM
Sebastian Aho	2	3	2	5	3	0
Jonas Brodin	2	0	2	2	3	0

WILD	GP	Min	W-L-OT	SO	GA	SA	SV	GAA	SV%
Alex Stalock	1	58	0-1-0	0	5	39	34	5.13	.872
Devan Dubnyk	1	61	0-0-1	0	4	28	24	3.93	.857

ALL-TIME SEASON SERIES RECORDS

YEAR	OVERALL	HOME	ROAD	YEAR	OVERALL	HOME	ROAD	YEAR	OVERALL	HOME	ROAD
2000-01	0-0-1-0	0-0-0-0	0-0-1-0	2008-09	0-1-0	0-0-0	0-1-0	2015-16	0-0-2	0-0-1	0-0-1
2001-02	2-0-0-0	1-0-0-0	1-0-0-0	2009-10	1-0-1	1-0-0	0-0-1	2016-17	1-1-0	1-0-0	0-1-0
2002-03	1-1-0-0	1-0-0-0	0-1-0-0	2010-11	2-0-0	1-0-0	1-0-0	2017-18	1-1-0	1-0-0	0-1-0
2003-04	0-0-1-0	0-0-0-0	0-0-1-0	2011-12	1-0-0	0-0-0	1-0-0	2018-19	2-0-0	1-0-0	1-0-0
2005-06	Did Not Play Northwest Div. Teams			2012-13	Did Not Play Western Conf. Teams			2019-20	2-0-0	1-0-0	1-0-0
2006-07	0-1-0	0-0-0	0-1-0	2013-14	0-1-1	0-0-1	0-1-0				
2007-08	1-0-0	1-0-0	0-0-0	2014-15	0-2-0	0-1-0	0-1-0				

ALL-TIME SEASON GAME RESULTS (*Overtime **Shootout)

12/13/2000 T 1-1* at MIN	2/10/2007 L 4-5 at MIN	10/8/2010 ^ W 2-1** MIN	11/12/2015 OT 2-3* MIN	10/13/2018 W 5-4* at MIN
10/24/2001 W 7-3 at MIN	3/6/2008 W 3-2 MIN	3/17/2012 W 5-3 at MIN	3/19/2016 OT 2-3** at MIN	3/23/2019 W 5-1 MIN
1/15/2002 W 2-0 MIN	12/23/2008 L 2-3 at MIN	10/24/2013 L 1-3 at MIN	3/16/2017 W 3-1 MIN	11/16/2019 W 4-3* at MIN
12/15/2002 L 1-2 at MIN	10/24/2009 OT 2-3* at MIN	11/9/2013 OT 2-3** MIN	4/4/2017 L 3-5 at MIN	12/7/2019 W 6-2 MIN
3/7/2003 W 1-0 MIN	11/15/2009 W 5-4** MIN	2/14/2015 L 3-6 at MIN	10/7/2017 W 5-4** MIN	
2/29/2004 T 3-3* at MIN	10/7/2010 ^ W 4-3 at MIN	3/6/2015 L 1-3 MIN	3/6/2018 L 2-6 at MIN	

^ Games played at Hartwall Arena in Helsinki, Finland, as part of 2010 Compuware NHL Premiere



MONTREAL CANADIENS

2020-21 SCHEDULE

No games scheduled

HURRICANES vs. MONTREAL

ALL-TIME: GP: 205 75-103-20-7 GF: 582 GA: 719
at home: GP: 104 45-44-13-2 GF: 299 GA: 338
on road: GP: 101 30-59-7-5 GF: 283 GA: 381
in overtime: GP: 39 11-12-16

Owner/President/CEO..... Geoff Molson
Executive vice president/General manager..... Marc Bergevin
Head coach..... Claude Julien
Associate coach.....Kirk Muller
Assistant coaches.....Dominique Ducharme, Luke Richardson
Goaltending coach.....Stephane Waite
Senior vice president, public affairs & communications..... Paul Wilson
Manager, communications.....Charles Saindon-Courtois
Coordinator, hockey communications..... Guillaume Ouimet
General office..... 514/932-2582

Inaugural season1909-10
Stanley Cup titles24 (1916, 1924, 1930-31, 1944, 1946, 1953, 1956-60, 1965-66,
.....1968-69, 1971, 1973, 1976-79, 1986, 1993)
Home iceBell Centre (1996)
Building capacity.....21,302
2019-20 record.....31-31-9
AHL affiliate..... Laval Rocket

2019-20 SERIES RECAP

HURRICANES WIN SEASON SERIES: 2-0-1 (CANADIENS: 1-1-1)

At CAROLINA HURRICANES	Attend	Goaltenders	Winning Goal
31 Dec '19 Hurricanes 3 Canadiens 1	18,680	Mrazek vs. Lindgren	Erik Haula
03 Oct '19 **Hurricanes 4 Canadiens 3	18,680	Mrazek vs. Price	(Dougie Hamilton)

At MONTREAL CANADIENS	Attend	Goaltenders	Winning Goal
29 Feb '20 *Hurricanes 3 Canadiens 4	21,207	Forsberg/Nedeljkovic vs. Lindgren	Jeff Petry

SERIES STATISTICS

HURRICANES SPECIALTY TEAMS	CANADIENS SPECIALTY TEAMS
Power Play.....2-728.6%	Power Play.....1-911.1%
Penalty Killing.....8-988.9%	Penalty Killing.....5-771.4%

HURRICANES LEADING SCORER	CANADIENS LEADING SCORER
GP G A P +/- PIM	GP G A P +/- PIM
Teuvo Teravainen 3 0 4 4 0 0	Tomas Tatar 3 1 3 4 1 0

GOALTENDING

HURRICANES	GP	Min	W-L-OT	SO	GA	SA	SV	GAA	SV%
Petr Mrazek	2	125	2-0-0	0	4	66	62	1.92	.939
Alex Nedeljkovic	1	36	0-0-1	0	1	19	18	1.65	.947
Anton Forsberg	1	24	0-0-0	0	3	20	17	7.48	.850

CANADIENS	GP	Min	W-L-OT	SO	GA	SA	SV	GAA	SV%
Charlie Lindgren	2	120	1-1-0	0	5	65	60	2.51	.923
Carey Price	1	65	0-0-1	0	3	43	40	2.77	.930

ALL-TIME SEASON SERIES RECORDS

YEAR	OVERALL	HOME	ROAD	YEAR	OVERALL	HOME	ROAD	YEAR	OVERALL	HOME	ROAD	YEAR	OVERALL	HOME	ROAD
1979-80	0-1-3	0-1-1	0-0-2	1989-90	3-4-1	2-1-1	1-3-0	1999-00	1-3-0-0	1-1-0-0	0-2-0-0	2010-11	1-3-0	1-1-0	0-2-0
1980-81	1-3-0	1-1-0	0-2-0	1990-91	4-4-0	2-2-0	2-2-0	2000-01	1-3-0-0	0-2-0-0	1-1-0-0	2011-12	2-1-1	1-0-1	1-1-0
1981-82	0-7-1	0-4-0	0-3-1	1991-92	2-3-3	1-0-3	1-3-0	2001-02	1-1-2-0	0-0-2-0	1-1-0-0	2012-13	0-3-0	0-1-0	0-2-0
1982-83	3-5-0	3-1-0	0-4-0	1992-93	2-5-0	0-4-0	2-1-0	2002-03	1-2-1-0	0-1-1-0	1-1-0-0	2013-14	1-2-0	1-1-0	0-1-0
1983-84	0-7-1	0-4-0	0-3-1	1993-94	1-4-0	1-2-0	0-2-0	2003-04	1-1-1-1	1-0-1-0	0-1-0-1	2014-15	0-3-0	0-1-0	0-2-0
1984-85	2-5-1	2-1-1	0-4-0	1994-95	3-0-1	2-0-0	1-0-1	2005-06	4-0-0	2-0-0	2-0-0	2015-16	1-1-1	1-1-0	0-0-1
1985-86	3-4-1	2-2-0	1-2-1	1995-96	2-4-0	2-1-0	0-3-0	2006-07	3-1-0	1-1-0	2-0-0	2016-17	2-1-0	1-0-0	1-1-0
1986-87	4-3-1	2-1-1	2-2-0	1996-97	3-3-0	2-1-0	1-2-0	2007-08	2-1-1	0-1-1	2-0-0	2017-18	3-0-0	2-0-0	1-0-0
1987-88	2-4-2	1-2-1	1-2-1	1997-98	3-1-1	1-1-1	2-0-0	2008-09	3-0-1	2-0-0	1-0-1	2018-19	2-1-0	1-0-0	1-1-0
1988-89	1-7-0	1-3-0	0-4-0	1998-99	3-1-0	2-0-0	1-1-0	2009-10	2-1-1	1-1-0	1-0-1	2019-20	2-0-1	2-0-0	0-0-1

ALL-TIME SEASON GAME RESULTS (*Overtime **Shootout)

12/1/1979 T 4-4 at MTL	12/22/1984 L 5-10 at MTL	3/4/1989 L 1-6 MTL	1/26/1994 L 0-3 MTL	3/26/2001 L 2-4 MTL	2/26/2011 L 3-4 at MTL
1/24/1980 L 2-7 MTL	1/17/1985 L 4-5 at MTL	3/11/1989 L 3-5 at MTL	2/2/1994 L 2-9 at MTL	1/17/2002 T 1-1* MTL	3/30/2011 W 6-2 MTL
3/19/1980 T 5-5 MTL	1/22/1985 L 5-8 MTL	10/5/1989 L 1-4 MTL	4/11/1994 L 1-3 MTL	3/2/2002 W 4-3 at MTL	11/16/2011 L 0-4 at MTL
3/22/1980 T 5-5 at MTL	3/9/1985 L 3-4 at MTL	10/23/1989 W 2-3 at MTL	2/13/1995 T 2-2* at MTL	3/16/2002 L 2-3 at MTL	11/23/2011 OT 3-4** MTL
10/30/1980 L 2-8 at MTL	3/10/1985 T 5-5* MTL	12/2/1989 W 4-3 at MTL	2/15/1995 W 4-1 MTL	3/18/2002 T 1-1* MTL	2/13/2012 W 5-3 at MTL
1/2/1981 L 1-3 MTL	10/19/1985 W 11-6 MTL	2/4/1990 L 0-2 at MTL	4/14/1995 W 4-3* MTL	11/1/2002 T 2-2* MTL	4/5/2012 W 2-1** MTL
3/18/1981 W 9-3 MTL	10/26/1985 L 3-5 at MTL	2/17/1990 L 3-7 at MTL	4/24/1995 W 4-3 at MTL	11/23/2002 W 7-3 at MTL	2/18/2013 L 0-3 at MTL
4/3/1981 L 1-6 at MTL	11/5/1985 L 3-8 MTL	2/28/1990 W 3-1 MTL	10/27/1995 L 1-4 MTL	3/22/2003 L 3-5 at MTL	3/7/2013 L 2-4 MTL
10/8/1981 T 5-5 at MTL	12/11/1985 L 1-3 MTL	3/24/1990 W 7-4 MTL	11/20/1995 L 3-4* at MTL	3/31/2003 L 0-4 MTL	4/1/2013 L 1-4 at MTL
10/15/1981 L 2-7 MTL	12/16/1985 T 4-4* at MTL	4/1/1990 T 1-1* MTL	11/22/1995 W 4-2 MTL	12/5/2003 T 1-1* MTL	12/31/2013 W 5-4* MTL
11/29/1981 L 3-6 at MTL	2/22/1986 L 3-6 at MTL	10/8/1990 L 3-5 at MTL	12/18/1995 L 2-3 at MTL	12/6/2003 L 1-3 at MTL	1/28/2014 L 0-3 at MTL
12/16/1981 L 1-6 MTL	3/10/1986 W 5-2 at MTL	10/13/1990 W 5-2 MTL	2/21/1996 W 5-3 MTL	12/27/2003 W 2-1* MTL	2/18/2014 L 1-4 MTL
2/28/1982 L 0-5 MTL	3/26/1986 W 3-0 MTL	10/31/1990 L 2-4 MTL	3/20/1996 L 2-3 at MTL	2/28/2004 OT 0-1* at MTL	12/16/2014 L 1-4 at MTL
3/13/1982 L 0-5 at MTL	11/19/1986 L 1-4 MTL	12/3/1990 W 4-2 at MTL	11/20/1996 W 3-1 MTL	12/31/2005 W 5-3 MTL	12/29/2014 L 1-3 MTL
3/30/1982 L 4-6 at MTL	11/29/1986 W 7-5 at MTL	12/5/1990 L 3-4 MTL	1/6/1997 L 4-5 at MTL	1/23/2006 W 7-3 MTL	3/19/2015 L 0-4 at MTL
3/31/1982 L 1-5 MTL	12/26/1986 T 1-1* MTL	2/16/1991 W 2-1 at MTL	2/8/1997 L 2-3* at MTL	1/31/2006 W 8-2 at MTL	12/5/2015 W 3-2 MTL
10/6/1982 L 1-2 at MTL	12/27/1986 L 2-6 at MTL	2/20/1991 W 5-3 MTL	3/7/1997 W 2-0 MTL	3/16/2006 W 5-1 at MTL	2/7/2016 OT 1-2** at MTL
11/16/1982 L 1-7 MTL	1/19/1987 W 5-4* at MTL	3/25/1991 L 2-3* at MTL	4/2/1997 L 1-4 MTL	11/2/2006 L 0-4 MTL	4/7/2016 L 2-4 MTL
12/6/1982 L 2-11 at MTL	1/21/1987 W 3-1 MTL	10/8/1991 T 2-2* MTL	4/5/1997 W 4-1 at MTL	11/30/2006 W 4-2 MTL	11/18/2016 W 3-2 MTL
12/8/1982 W 7-4 MTL	2/7/1987 W 3-1 MTL	10/14/1991 W 4-3 at MTL	11/19/1997 W 2-1 MTL	2/6/2007 W 2-1 at MTL	11/24/2016 L 1-2 at MTL
1/11/1983 L 4-8 at MTL	4/1/1987 L 2-3 at MTL	11/14/1991 T 2-2* MTL	1/24/1998 W 4-1 at MTL	2/17/2007 W 5-3 at MTL	3/23/2017 W 4-1 at MTL
1/13/1983 W 4-2 MTL	11/11/1987 T 0-0* MTL	11/30/1991 W 3-2 MTL	2/1/1998 L 3-6 MTL	10/3/2007 OT 2-3* MTL	12/27/2017 W 3-1 MTL
2/17/1983 W 4-1 MTL	11/16/1987 T 3-3* at MTL	12/21/1991 L 2-3* at MTL	3/31/1998 T 3-3* MTL	10/13/2007 W 3-1 at MTL	1/25/2018 W 6-5 at MTL
3/15/1983 L 1-5 at MTL	11/25/1987 L 5-6 MTL	1/1/1992 L 2-3 at MTL	4/4/1998 W 1-0 at MTL	10/26/2007 L 4-7 MTL	2/1/2018 W 2-0 MTL
11/1/1983 L 2-6 at MTL	2/1/1988 L 4-5 at MTL	1/26/1992 L 1-3 at MTL	11/17/1998 W 5-4 MTL	12/8/2007 W 5-1 at MTL	11/27/2018 W 2-1 at MTL
11/23/1983 L 3-4 MTL	2/3/1988 L 2-5 MTL	2/19/1992 T 2-2* MTL	12/2/1998 W 4-1 MTL	10/28/2008 OT 2-3** at MTL	12/13/2018 L 4-6 at MTL
12/6/1983 L 1-4 at MTL	2/13/1988 W 4-1 at MTL	10/6/1992 L 1-5 MTL	1/30/1999 W 3-1 at MTL	11/18/2008 W 2-1 MTL	3/24/2019 W 2-1* MTL
12/26/1983 L 1-2 MTL	3/12/1988 L 0-5 at MTL	11/25/1992 L 1-6 MTL	4/7/1999 L 0-2 at MTL	12/16/2008 W 3-2 MTL	10/3/2019 W 4-3** MTL
1/19/1984 L 2-3 MTL	3/27/1988 W 4-2 MTL	12/21/1992 W 5-2 at MTL	1/24/2000 W 3-2* MTL	12/21/2008 W 3-2* at MTL	12/31/2019 W 3-1 MTL
1/24/1984 T 7-7* at MTL	10/19/1988 L 4-5 at MTL	1/10/1993 L 5-7 MTL	1/30/2000 L 0-3 at MTL	11/17/2009 OT 2-3** at MTL	2/29/2020 OT 3-4* at MTL
2/14/1984 L 3-5 MTL	11/1/1988 L 3-5 MTL	1/13/1993 L 3-7 at MTL	2/17/2000 L 0-3 MTL	12/23/2009 L 1-5 MTL	
3/8/1984 L 2-3 MTL	11/3/1988 L 3-6 MTL	1/27/1993 W 6-5 at MTL	3/18/2000 L 2-3 at MTL	3/31/2010 W 2-1 at MTL	
12/3/1984 L 3-9 at MTL	12/19/1988 L 1-2 at MTL	3/24/1993 L 5-6* MTL	10/21/2000 L 2-5 at MTL	4/8/2010 W 5-2 MTL	
12/5/1984 W 5-3 MTL	1/18/1989 L 1-3 at MTL	10/6/1993 L 3-4 at MTL	1/16/2001 W 3-2* at MTL	11/13/2010 L 2-7 at MTL	
12/15/1984 W 4-3* MTL	1/19/1989 W 6-4 MTL	10/13/1993 W 4-3 MTL	3/14/2001 L 3-6 MTL	12/23/2010 L 2-3 MTL	



NASHVILLE PREDATORS

2020-21 SCHEDULE

1/18/2021.....at NSH	4/15/2021.....at CAR
1/19/2021.....at NSH	4/17/2021.....at CAR
3/9/2021.....at CAR	5/7/2021.....at NSH
3/11/2021.....at CAR	5/8/2021.....at NSH

HURRICANES vs. NASHVILLE

ALL-TIME:.....GP: 31.....15-12-1-3.....GF: 80.....GA: 79
at home:.....GP: 15.....9-2-1-3.....GF: 42.....GA: 36
on road:.....GP: 16.....6-10-0-0.....GF: 38.....GA: 43
in overtime:.....GP: 7.....3-3-1

Owner/Chairman/Governor.....	Herbert Fritch
President of hockey operations/General manager.....	David Poile
Head coach.....	John Hynes
Assistant coaches.....	Dan Lambert, Dan Hinote, Todd Richards
Goaltending coach.....	Ben Vanderklok
Director of communications.....	Kevin Wilson
Senior communications coordinator.....	Nick Barnowski
General office.....	615/770-2300

Inaugural season.....	1998-99
Stanley Cup titles.....	None
Home ice.....	Bridgestone Arena (1996)
Building capacity.....	17,159
2019-20 record.....	35-26-8
AHL affiliate.....	Milwaukee Admirals

SERIES RECORDS

Winning streak.....	6.....	11/5/2016-3/9/2019
Losing streak.....	6.....	2/5/2008-1/7/2012
Unbeaten streak.....	6.....	11/5/2016-3/9/2019
Goals scored.....	6.....	1/13/2019 (W, 6-3)
Goals allowed.....	7.....	11/26/2000 (L, 7-4)
Goals, both teams.....	11.....	11/26/2000 (L, 7-4)

LAST TRANSACTION

1/1/2019 NSH claimed Phil Di Giuseppe on waivers from CAR.

2019-20 SERIES RECAP

SEASON SERIES TIED: 1-1-0

At CAROLINA HURRICANES	Attend	Goaltenders	Winning Goal
29 Nov '19 Hurricanes 0 Predators 3	18,680	Mrazek vs. Rinne	Rocco Grimaldi

At NASHVILLE PREDATORS	Attend	Goaltenders	Winning Goal
18 Feb '20 Hurricanes 4 Predators 1	17,204	Mrazek vs. Saros	Andrei Svechnikov

SERIES STATISTICS

HURRICANES SPECIALTY TEAMS	PREDATORS SPECIALTY TEAMS
Power Play.....1-5.....20.0%	Power Play.....0-8.....0.0%
Penalty Killing.....8-8.....100.0%	Penalty Killing.....4-5.....80.0%

HURRICANES LEADING SCORER	PREDATORS LEADING SCORERS
GP G A P +/- PIM	GP G A P +/- PIM
Justin Williams 1 0 2 2 0 0	10 players tied with one point

GOALTENDING

HURRICANES	GP	Min	W-L-OT	SO	GA	SA	SV	GAA	SV%
Petr Mrazek	2	120	1-1-0	0	4	57	53	2.00	.930

PREDATORS	GP	Min	W-L-OT	SO	GA	SA	SV	GAA	SV%
Pekka Rinne	1	59	1-0-0	1	0	31	31	0.00	1.000
Juuse Saros	1	60	0-1-0	0	4	30	26	4.00	.867

ALL-TIME SEASON SERIES RECORDS

YEAR	OVERALL	HOME	ROAD	YEAR	OVERALL	HOME	ROAD	YEAR	OVERALL	HOME	ROAD
1998-99	1-1-0	1-0-0	0-1-0	2006-07	Did Not Play	Central Div. Teams		2013-14	2-0-0	1-0-0	1-0-0
1999-00	1-1-0-0	1-0-0-0	0-1-0-0	2007-08	0-1-0	0-0-0	0-1-0	2014-15	1-1-0	1-0-0	0-1-0
2000-01	0-2-0-0	0-1-0-0	0-1-0-0	2008-09	0-1-0	0-0-0	0-1-0	2015-16	0-1-1	0-0-1	0-1-0
2001-02	0-0-1-0	0-0-1-0	0-0-0-0	2009-10	0-1-0	0-0-0	0-1-0	2016-17	2-0-0	1-0-0	1-0-0
2002-03	1-0-0-0	0-0-0-0	1-0-0-0	2010-11	0-1-1	0-0-1	0-1-0	2017-18	2-0-0	1-0-0	1-0-0
2003-04	0-0-0-1	0-0-0-1	0-0-0-0	2011-12	1-1-0	1-0-0	0-1-0	2018-19	2-0-0	1-0-0	1-0-0
2005-06	1-0-0	1-0-0	0-0-0	2012-13	Did Not Play	Western Conf. Teams		2019-20	1-1-0	0-1-0	1-0-0

ALL-TIME SEASON GAME RESULTS (*Overtime **Shootout)

10/13/1998 L 2-3 at NSH	12/3/2002 W 2-1 at NSH	12/04/2010 L 2-5 at NSH	10/8/2015 L 1-2 at NSH	3/9/2019 W 5-3 at NSH
1/2/1999 W 4-1 NSH	12/3/2003 OTL 1-2* NSH	1/7/2012 L 2-5 at NSH	1/2/2016 OT 1-2* NSH	11/29/2019 L 0-3 NSH
12/28/1999 L 2-3 at NSH	1/13/2006 W 5-4* NSH	2/28/2012 W 4-3 NSH	11/5/2016 W 3-2** at NSH	2/18/2020 W 4-1 at NSH
3/29/2000 W 3-1 NSH	2/5/2008 L 0-1 at NSH	12/5/2013 W 5-2 at NSH	3/18/2017 W 4-2 NSH	
10/14/2000 L 1-2 at NSH	11/23/2008 L 2-5 at NSH	1/5/2014 W 2-1 NSH	11/26/2017 W 4-3** NSH	
11/26/2000 L 4-7 NSH	1/7/2010 L 2-4 at NSH	12/2/2014 W 2-1 NSH	12/21/2017 W 4-1 at NSH	
1/23/2002 T 2-2* NSH	11/20/2010 OT 1-2** NSH	1/6/2015 L 2-3 at NSH	1/13/2019 W 6-3 NSH	



NEW JERSEY DEVILS

2020-21 SCHEDULE

No games scheduled

HURRICANES vs. NEW JERSEY

ALL-TIME: GP: 147 57-72-12-6 GF: 415 GA: 455
at home: GP: 75 33-32-8-2 GF: 213 GA: 220
on road: GP: 72 24-40-4-4 GF: 202 GA: 235
in overtime: GP: 24 5-10-9

Managing partners..... Josh Harris, David Blitzer
Executive vice president/General manager Tom Fitzgerald
Head coach..... Lindy Ruff
Assistant coaches Alain Nasreddine, Mark Recchi, Chris Taylor
Goaltending coach..... Dave Rogalski
Vice president, hockey communications & team operations Pete Albiets
Assistant, hockey operations & communications Nick Blackman
General office 973/757-6100

Inaugural season 1974-75 (Kansas City); 1976-1977 (Colorado);
..... 1982-83 (New Jersey)
Stanley Cup titles 3 (1995, 2000, 2003)
Home ice Prudential Center (2007)
Building capacity 16,514
2019-20 record 28-29-12
AHL affiliate Binghamton Devils

2019-20 SERIES RECAP

SEASON SERIES TIED: 1-1-0

At CAROLINA HURRICANES	Attend	Goaltenders	Winning Goal
14 Feb '20 Hurricanes 5 Devils 2	18,680	Mrazek vs. Domingue	Andrei Svechnikov
02 Nov '19 Hurricanes 3 Devils 5	15,079	Reimer vs. Blackwood	P.K. Subban

SERIES STATISTICS

HURRICANES SPECIALTY TEAMS	DEVILS SPECIALTY TEAMS
Power Play..... 1-616.7%	Power Play.....1-8 12.5%
Penalty Killing..... 7-887.5%	Penalty Killing..... 5-6 83.3%

GOALTENDING

HURRICANES	GP	Min	W-L-OT	SO	GA	SA	SV	GAA	SV%
Petr Mrazek	1	60	1-0-0	0	2	37	35	2.00	.946
James Reimer	1	58	0-1-0	0	4	25	21	4.13	.840

At NEW JERSEY DEVILS	Attend	Goaltenders	Winning Goal
None			

HURRICANES LEADING SCORER	DEVILS LEADING SCORER
GP G A P +/- PIM	GP G A P +/- PIM
Martin Necas 2 1 2 3 3 0	Miles Wood 2 1 1 2 0 0

DEVILS	GP	Min	W-L-OT	SO	GA	SA	SV	GAA	SV%
M. Blackwood	1	60	1-0-0	0	3	27	24	3.00	.889
Louis Domingue	1	58	0-1-0	0	5	30	25	5.18	.833

ALL-TIME SEASON SERIES RECORDS

YEAR	OVERALL	HOME	ROAD	YEAR	OVERALL	HOME	ROAD	YEAR	OVERALL	HOME	ROAD	YEAR	OVERALL	HOME	ROAD
1979-80	2-1-1	1-0-1	1-1-0	1989-90	2-1-0	1-1-0	1-0-0	1999-00	2-2-0-0	1-1-0-0	1-1-0-0	2010-11	1-2-1	1-1-0	0-1-1
1980-81	2-1-1	2-0-0	0-1-1	1990-91	2-1-0	1-0-0	1-1-0	2000-01	1-1-1-1	1-0-1-0	0-1-0-1	2011-12	1-3-0	1-1-0	0-2-0
1981-82	0-2-1	0-2-0	0-0-1	1991-92	0-3-0	0-1-0	0-2-0	2001-02	1-2-1-0	0-2-0-0	1-0-1-0	2012-13	2-1-0	1-1-0	1-0-0
1982-83	2-1-0	1-0-0	1-1-0	1992-93	1-3-0	0-2-0	1-1-0	2002-03	2-2-0-0	1-1-0-0	1-1-0-0	2013-14	1-3-0	0-2-0	1-1-0
1983-84	1-1-1	1-0-1	0-1-0	1993-94	1-2-1	1-0-1	0-2-0	2003-04	1-3-0-0	0-2-0-0	1-1-0-0	2014-15	2-2-0	1-1-0	1-1-0
1984-85	3-0-0	1-0-0	2-0-0	1994-95	0-1-2	0-0-1	0-1-1	2005-06	2-1-1	1-0-1	1-1-0	2015-16	3-2-0	2-1-0	1-1-0
1985-86	2-1-0	1-1-0	1-0-0	1995-96	1-2-1	0-1-1	1-1-0	2006-07	1-2-1	0-2-0	1-0-1	2016-17	1-2-1	0-2-0	1-0-1
1986-87	1-1-1	0-0-1	1-1-0	1996-97	1-3-0	1-1-0	0-2-0	2007-08	1-3-0	1-1-0	0-2-0	2017-18	1-2-1	1-0-1	0-2-0
1987-88	1-1-1	1-0-1	0-1-0	1997-98	2-2-0	1-1-0	1-1-0	2008-09	3-1-0	2-0-0	1-1-0	2018-19	2-2-0	2-0-0	0-0-0
1988-89	2-1-0	1-0-0	1-1-0	1998-99	1-4-0	1-2-0	0-2-0	2009-10	1-3-0	1-1-0	0-2-0	2019-20	1-1-0	1-1-0	0-0-0

ALL-TIME SEASON GAME RESULTS (*Overtime **Shootout)

11/6/1979 W 7-2 at NJ (COL)	3/1/1987 T 5-5* NJ	3/16/1995 T 2-2* at NJ	2/23/2001 W 3-2 NJ	2/26/2008 W 2-1* NJ	12/23/2014 W 2-1**at NJ
12/15/1979 L 5-6 at NJ (COL)	10/14/1987 L 1-3 at NJ	4/16/1995 L 2-3 at NJ	3/2/2001 L 3-7 at NJ	1/6/2009 W 3-2 NJ	2/21/2015 L 1-3 at NJ
2/8/1980 T 4-4 NJ (COL)	10/17/1987 W 4-3* NJ	11/14/1995 L 0-1 at NJ	1/5/2002 L 1-2 NJ	3/18/2009 W 4-2 NJ	3/28/2015 W 3-1 NJ
3/15/1980 W 4-1 NJ (COL)	1/2/1988 T 1-1* NJ	1/27/1996 T 4-4* NJ	1/19/2002 T 3-3* at NJ	3/28/2009 W 2-1 at NJ	12/3/2015 L 1-5 NJ
10/22/1980 W 3-0 NJ (COL)	10/28/1988 L 3-5 at NJ	4/4/1996 W 1-0 at NJ	3/23/2002 W 4-2 at NJ	4/11/2009 L 2-3 at NJ	12/26/2015 W 3-1 NJ
11/6/1980 T 3-3 at NJ (COL)	10/29/1988 W 3-0 NJ	4/6/1996 L 3-6 NJ	4/3/2002 L 2-3 NJ	10/17/2009 L 0-2 at NJ	12/29/2015 L 2-3 at NJ
1/28/1981 W 6-3 NJ (COL)	1/27/1989 W 8-6 at NJ	10/19/1996 W 6-2 NJ	10/19/2002 W 3-1 NJ	12/9/2009 L 2-4 at NJ	3/1/2016 W 3-1 at NJ
3/3/1981 L 4-5 at NJ (COL)	10/14/1989 L 2-3 NJ	2/12/1997 L 2-3 NJ	10/29/2002 W 2-1 at NJ	2/13/2010 W 5-2 NJ	3/27/2016 W 3-2 NJ
12/12/1981 L 2-4 NJ (COL)	10/26/1989 W 7-3 at NJ	3/13/1997 L 0-4 at NJ	1/17/2003 L 1-2 NJ	4/3/2010 L 0-4 NJ	11/6/2016 L 1-4 NJ
2/5/1982 T 4-4 at NJ (COL)	12/9/1989 W 7-3 NJ	10/10/1997 W 2-1 NJ	1/18/2003 L 2-5 at NJ	1/1/2011 W 6-3 NJ	11/8/2016 OT 2-3**at NJ
3/14/1982 L 3-4 NJ (COL)	11/15/1990 W 4-2 at NJ	2/28/1998 L 3-4 at NJ	10/11/2003 L 1-2 NJ	2/8/2011 OT 2-3* at NJ	1/3/2017 L 1-3 NJ
12/3/1982 L 4-5 at NJ	3/16/1991 W 6-2 NJ	3/12/1998 L 0-2 NJ	1/21/2004 W 2-1 at NJ	2/16/2011 L 2-3 at NJ	3/25/2017 W 3-1 at NJ
1/15/1983 W 2-1 NJ	3/27/1991 L 3-4* at NJ	4/1/1998 W 4-0 at NJ	2/14/2004 L 1-4 at NJ	2/19/2011 L 1-4 NJ	2/15/2018 L 2-5 at NJ
3/10/1983 W 3-0 at NJ	11/22/1991 L 2-8 at NJ	11/19/1998 L 2-3* at NJ	3/6/2004 L 1-4 NJ	10/10/2011 L 2-4 at NJ	2/18/2018 OT 2-3* NJ
11/2/1983 W 5-4 NJ	12/19/1991 L 1-4 NJ	11/22/1998 L 2-5 NJ	10/15/2005 W 6-1 at NJ	11/8/2011 L 2-3 at NJ	3/2/2018 W 3-1 NJ
1/17/1984 T 3-3* NJ	2/15/1992 L 1-4 at NJ	2/3/1999 L 1-4 NJ	12/17/2005 W 4-1 NJ	12/26/2011 W 4-2 NJ	3/27/2018 L 3-4 at NJ
2/16/1984 L 5-6* at NJ	10/20/1992 W 5-4 at NJ	2/13/1999 L 4-6 at NJ	2/3/2006 L 0-3 at NJ	3/31/2012 L 0-5 NJ	11/18/2018 W 2-1 NJ
12/26/1984 W 5-3 NJ	10/28/1992 L 3-4* NJ	4/6/1999 W 4-2 NJ	4/11/2006 OT 3-4* NJ	2/12/2013 W 4-2 at NJ	12/29/2018 L 0-2 at NJ
2/14/1985 W 4-0 at NJ	12/27/1992 L 2-6 at NJ	10/29/1999 L 2-4 NJ	10/6/2006 L 0-4 NJ	3/9/2013 W 6-3 NJ	2/10/2019 L 2-3 at NJ
3/1/1985 W 4-1 at NJ	3/3/1993 L 4-7 NJ	1/17/2000 L 2-5 at NJ	11/7/2006 OT 2-3**at NJ	3/21/2013 L 1-4 NJ	4/9/2019 W 3-1 NJ
10/17/1985 W 4-3* at NJ	12/22/1993 W 6-3 NJ	1/28/2000 W 4-3* NJ	3/15/2007 L 2-3 NJ	11/27/2013 W 4-3 at NJ	11/2/2019 L 3-5 NJ
12/21/1985 W 7-6 NJ	12/28/1993 L 2-4 at NJ	3/21/2000 W 5-0 at NJ	3/17/2007 W 7-2 at NJ	11/29/2013 L 2-5 NJ	2/14/2020 W 5-2 NJ
2/9/1986 L 3-6 NJ	2/26/1994 T 1-1*	10/27/2000 T 3-3* NJ	1/10/2008 L 1-4 NJ	3/8/2014 L 4-5 at NJ	
1/12/1987 L 5-7 at NJ	3/10/1994 L 0-4 at NJ	11/18/2000 OTL 2-3* at NJ	2/9/2008 L 1-6 at NJ	4/5/2014 L 1-3 NJ	
2/18/1987 W 6-3 at NJ	1/22/1995 T 2-2*		2/18/2008 L 1-5 at NJ	12/8/2014 L 1-2 NJ	



NEW YORK ISLANDERS

2020-21 SCHEDULE

No games scheduled

HURRICANES vs. NY ISLANDERS

ALL-TIME: GP: 148 76-52-9-11 GF: 480 GA: 446
at home: GP: 75 37-27-5-6 GF: 252 GA: 232
on road: GP: 73 39-25-4-5 GF: 228 GA: 214
in overtime: GP: 27 10-12-6

Owner/Governor..... Scott Malkin
President/General manager..... Lou Lamoriello
Head coach..... Barry Trotz
Associate coach..... Lane Lambert
Assistant coaches..... John Gruden, Jim Hiller
Goaltending coach..... Piero Greco
Executive director of communications..... Kimber Auerbach
Director of team services & communications..... Jesse Eisenberg
Communications coordinator..... Madeline Harris
General office..... 516/501-6700

Inaugural season..... 1972-73
Stanley Cup titles..... 4 (1980, 1981, 1982, 1983)
Home ice..... Nassau Veterans Memorial Coliseum (1972)
Building capacity..... 13,900
2019-20 record..... 35-23-10
AHL affiliate..... Bridgeport Sound Tigers

SERIES RECORDS

Winning streak..... 6 (3x) Last: 2/11/2013-1/4/2014
Losing streak..... 4 (2x) Last: 3/25/2014-2/17/2015
Unbeaten streak..... 8 3/14/1995-10/30/1996
Goals scored..... 9 4/7/2009 (W, 9-0)
Goals allowed..... 9 2/14/1982 (L, 9-1)
Goals, both teams..... 13 2/28/1993 (L, 7-6*)

LAST TRANSACTION

8/31/2009 CAR acquired Rob Hennigar from NYI in exchange for Bobby Hughes.

2019-20 SERIES RECAP

HURRICANES WIN SEASON SERIES: 3-0-0 (NY ISLANDERS: 0-1-2)

At CAROLINA HURRICANES	Attend	Goaltenders	Winning Goal
19 Jan '20 **Hurricanes 2 Islanders 1	18,680	Reimer vs. Greiss	(Justin Williams)
11 Oct '19 Hurricanes 5 Islanders 2	14,875	Mrazek vs. Greiss	Erik Hauha

SERIES STATISTICS

HURRICANES SPECIALTY TEAMS	ISLANDERS SPECIALTY TEAMS
Power Play..... 1-9 11.1%	Power Play..... 2-11 18.2%
Penalty Killing..... 9-11 81.8%	Penalty Killing..... 8-9 88.9%

At NEW YORK ISLANDERS	Attend	Goaltenders	Winning Goal
07 Mar '20 *Hurricanes 3 Islanders 2	13,917	Forsberg vs. Greiss	Vincent Trocheck

HURRICANES LEADING SCORER

GP	G	A	P	+/-	PIM
Andrei Svechnikov	3	2	3	5	4

ISLANDERS LEADING SCORERS

GP	G	A	P	+/-	PIM
Josh Bailey	3	1	1	2	-1
Jordan Eberle	3	0	2	2	-2
Anders Lee	3	1	1	2	-1
Brock Nelson	3	1	1	2	-2

GOALTENDING

HURRICANES	GP	Min	W-L-OT	SO	GA	SA	SV	GAA	SV%
James Reimer	1	65	1-0-0	0	1	27	26	0.92	.963
Anton Forsberg	1	62	1-0-0	0	2	26	24	1.95	.923
Petr Mrazek	1	60	1-0-0	0	2	19	17	2.00	.895

ISLANDERS	GP	Min	W-L-OT	SO	GA	SA	SV	GAA	SV%
Thomas Greiss	3	185	0-1-2	0	8	99	91	2.59	.919

ALL-TIME SEASON SERIES RECORDS

YEAR	OVERALL	HOME	ROAD	YEAR	OVERALL	HOME	ROAD	YEAR	OVERALL	HOME	ROAD
1979-80	1-3-0	1-1-0	0-2-0	1989-90	2-1-0	1-1-0	1-0-0	1999-00	3-1-0-0	1-1-0-0	2-0-0-0
1980-81	0-2-2	0-0-2	0-2-0	1990-91	0-2-1	0-1-0	0-1-1	2000-01	3-1-0-0	2-0-0-0	1-1-0-0
1981-82	0-2-1	0-1-1	0-1-0	1991-92	1-2-0	1-1-0	0-1-0	2001-02	1-1-0-2	0-1-0-1	1-0-0-1
1982-83	1-2-0	0-1-0	1-1-0	1992-93	1-2-1	1-1-0	0-1-1	2002-03	2-2-0-0	1-1-0-0	1-1-0-0
1983-84	2-1-0	2-0-0	0-1-0	1993-94	2-1-1	1-0-1	1-1-0	2003-04	2-2-0-0	0-2-0-0	2-0-0-0
1984-85	1-1-1	0-1-0	1-0-1	1994-95	2-1-0	2-0-0	0-1-0	2005-06	3-1-0	2-0-0	1-1-0
1985-86	1-2-0	0-2-0	1-0-0	1995-96	3-0-1	2-0-0	1-0-1	2006-07	2-1-1	2-0-0	0-1-1
1986-87	2-1-0	1-0-0	1-1-0	1996-97	1-2-1	0-1-1	1-1-0	2007-08	2-2-0	0-2-0	2-0-0
1987-88	1-2-0	1-1-0	0-1-0	1997-98	2-2-0	1-1-0	1-1-0	2008-09	4-0-0	2-0-0	2-0-0
1988-89	2-1-0	1-0-0	1-1-0	1998-99	5-0-0	2-0-0	3-0-0	2009-10	2-0-2	1-0-1	1-0-1

ALL-TIME SEASON GAME RESULTS (*Overtime **Shootout)

10/20/1979 L 1-6 at NYI	1/31/1987 L 2-4 at NYI	3/14/1995 W 6-4 NYI	3/1/2001 W 3-1 at NYI	1/22/2008 L 3-6 NYI	10/11/2014 L 3-4 at NYI
10/26/1979 L 1-2 NYI	1/21/1988 W 4-3 NYI	3/25/1995 W 5-1 NYI	3/18/2001 W 2-1 NYI	10/25/2008 W 4-3 at NYI	2/17/2015 L 1-4 NYI
1/26/1980 L 2-3 at NYI	2/20/1988 L 0-3 at NYI	12/6/1995 W 7-4 NYI	10/17/2001 L 0-4 NYI	2/19/2009 W 6-2 at NYI	2/28/2015 W 5-3 at NYI
2/3/1980 W 5-3 NYI	2/21/1988 L 2-7 NYI	12/16/1995 T 3-3* at NYI	10/18/2001 OTL 1-2* at NYI	3/20/2009 W 5-4 NYI	10/29/2015 W 3-2* at NYI
10/19/1980 T 3-3 NYI	2/4/1989 L 3-5 at NYI	1/17/1996 W 6-3 at NYI	10/26/2001 OTL 2-3* NYI	4/7/2009 W 9-0 NYI	2/13/2016 W 6-3 NYI
11/20/1980 L 0-5 at NYI	2/28/1989 W 3-1 at NYI	3/30/1996 W 3-1 NYI	4/8/2002 W 2-1 at NYI	10/21/2009 OT 3-4** at NYI	3/26/2016 OT 3-4* NYI
12/27/1980 T 5-5 NYI	3/14/1989 W 8-2 NYI	10/17/1996 W 3-1 at NYI	10/22/2002 W 4-1 at NYI	11/13/2009 OT 3-4* NYI	3/29/2016 OT 1-2** at NYI
1/3/1981 L 1-8 at NYI	12/6/1989 L 3-4 NYI	10/30/1996 T 2-2* NYI	10/30/2002 W 4-2 NYI	1/28/2010 W 4-1 NYI	1/14/2017 W 7-4 NYI
10/29/1981 T 6-6 NYI	1/23/1990 W 4-2 NYI	1/24/1997 L 2-5 NYI	12/28/2002 L 0-3 at NYI	2/6/2010 W 3-1 at NYI	2/4/2017 W 5-4* at NYI
2/14/1982 L 1-9 NYI	3/6/1990 W 4-2 at NYI	4/11/1997 L 4-6 at NYI	4/6/2003 L 1-2 NYI	11/3/2010 W 7-2 NYI	3/13/2017 W 8-4 at NYI
3/27/1982 L 4-5 at NYI	12/20/1990 L 2-4 at NYI	11/7/1997 L 2-3 NYI	11/26/2003 W 2-0 at NYI	1/26/2011 W 4-2 at NYI	3/14/2017 OT 2-3* NYI
12/26/1982 L 2-3 NYI	1/29/1991 L 1-8 NYI	12/3/1997 W 5-3 NYI	1/23/2004 L 2-3 NYI	3/18/2011 W 3-2* NYI	4/6/2017 L 0-3 NYI
1/18/1983 L 1-8 at NYI	2/3/1991 T 1-1* at NYI	1/10/1998 W 2-1* at NYI	3/27/2004 W 3-2 at NYI	4/2/2011 W 4-2 at NYI	11/16/2017 L 4-6 at NYI
2/12/1983 W 4-2 at NYI	12/17/1991 L 2-4 NYI	1/30/1998 L 0-2 at NYI	4/2/2004 L 4-6 NYI	1/3/2012 OT 3-4** NYI	11/19/2017 W 4-2 NYI
11/15/1983 L 4-6 at NYI	12/29/1991 W 6-4 NYI	11/5/1998 W 6-3 at NYI	10/8/2005 L 2-3 at NYI	1/21/2012 OT 1-2* at NYI	2/16/2018 L 0-3 NYI
1/5/1984 W 4-2 at NYI	1/9/1992 L 1-2 at NYI	11/28/1998 W 3-1 at NYI	1/6/2006 W 4-1 NYI	1/31/2012 L 2-5 NYI	3/18/2018 W 4-3 at NYI
3/18/1984 W 5-4 NYI	10/24/1992 L 2-4 at NYI	2/21/1999 W 4-1 NYI	1/7/2006 W 3-0 at NYI	2/18/2012 L 3-4 at NYI	10/4/2018 OT 1-2* NYI
12/8/1984 W 4-3* at NYI	2/28/1993 L 6-7* NYI	3/24/1999 W 2-1 NYI	1/19/2006 W 4-3 NYI	2/11/2013 W 6-4 at NYI	10/28/2018 L 1-2 NYI
12/21/1984 L 0-1 NYI	4/13/1993 T 3-3* at NYI	4/10/1999 W 6-1 at NYI	10/21/2006 OT 3-4* at NYI	2/24/2013 W 4-2 at NYI	11/24/2018 L 1-4 at NYI
2/16/1985 T 4-4* at NYI	4/14/1993 W 5-4* NYI	10/30/1999 W 4-0 at NYI	11/22/2006 L 2-4 at NYI	4/23/2013 W 4-3** NYI	1/8/2019 W 4-3 at NYI
12/23/1985 L 3-6 NYI	11/6/1993 L 3-5 at NYI	11/10/1999 L 0-2 NYI	12/22/2006 W 5-1 NYI	10/19/2013 W 4-3 at NYI	10/11/2019 W 5-2 NYI
12/26/1985 W 4-3 at NYI	1/1/1994 W 4-3 at NYI	12/8/2000 W 4-3 at NYI	1/6/2007 W 4-2 NYI	11/7/2013 W 1-0 NYI	1/19/2020 W 2-1** NYI
3/13/1986 L 2-3 NYI	1/8/1994 W 6-0 NYI	3/26/2000 W 4-1 NYI	10/27/2007 W 8-3 at NYI	1/4/2014 W 3-2 at NYI	3/7/2020 W 3-2* at NYI
11/5/1986 W 3-2 NYI	4/6/1994 T 3-3* NYI	12/19/2000 L 1-2 at NYI	12/31/2007 L 1-4 NYI	3/25/2014 L 4-5 NYI	
11/22/1986 W 6-3 at NYI	3/7/1995 L 1-3 at NYI	1/7/2001 W 5-2 NYI	1/21/2008 W 3-2* at NYI	10/10/2014 L 3-5 NYI	



NEW YORK RANGERS

2020-21 SCHEDULE

No games scheduled

HURRICANES vs. NY RANGERS

ALL-TIME: GP: 148 56-76-7-9 GF: 396 GA: 485
at home: GP: 73 36-30-3-4 GF: 224 GA: 223
on road: GP: 75 20-46-4-5 GF: 172 GA: 262
in overtime: GP: 20 6-9-5

Executive chairman, The Madison Square Garden Company James L. Dolan
General manager Jeff Gorton
Head coach David Quinn
Assistant coaches Greg Brown, Jacques Martin, David Oliver
Assistant coach & goaltending coach Benoit Allaire
Senior vice president, public relations & player recruitment John Rosasco
Director, public relations Ryan Nissan
Manager, public relations Lindsay Hayes
Coordinator, public relations Michael Rappaport
General office 212/465-6486

Inaugural season 1926-27
Stanley Cup titles 4 (1928, 1933, 1940, 1994)
Home ice Madison Square Garden (1968)
Building capacity 18,006
2019-20 record 37-28-5
AHL affiliate Hartford Wolf Pack

2019-20 SERIES RECAP

RANGERS WIN SEASON SERIES: 4-0-0 (HURRICANES: 0-4-0)

At CAROLINA HURRICANES			Attend	Goaltenders	Winning Goal
21 Feb '20	Hurricanes 2	Rangers 5	18,680	Mrazek vs. Shesterkin	Brady Skjei
07 Nov '19	Hurricanes 2	Rangers 4	13,878	Mrazek vs. Lundqvist	Filip Chytil

SERIES STATISTICS

HURRICANES SPECIALTY TEAMS			RANGERS SPECIALTY TEAMS		
Power Play.....	2-16	12.5%	Power Play.....	5-15	33.3%
Penalty Killing.....	10-15	66.7%	Penalty Killing.....	14-16	87.5%

GOALTENDING

HURRICANES	GP	Min	W-L-OT	SO	GA	SA	SV	GAA	SV%
Petr Mrazek	3	174	0-3-0	0	10	78	68	3.44	.872
James Reimer	1	58	0-1-0	0	5	24	19	5.19	.792

At NEW YORK RANGERS			Attend	Goaltenders	Winning Goal
27 Dec '19	Hurricanes 3	Rangers 5	17,498	Reimer vs. Lundqvist	Mika Zibanejad
27 Nov '19	Hurricanes 2	Rangers 3	17,269	Mrazek vs. Lundqvist	Adam Fox

HURRICANES LEADING SCORER

	GP	G	A	P	+/-	PIM
Jacob Slavin	4	0	4	4	0	0

RANGERS LEADING SCORER

	GP	G	A	P	+/-	PIM
Artemi Panarin	4	3	6	9	3	0

RANGERS	GP	Min	W-L-OT	SO	GA	SA	SV	GAA	SV%
Henrik Lundqvist	3	180	3-0-0	0	7	132	125	2.33	.947
Igor Shesterkin	1	60	1-0-0	0	2	29	27	2.00	.931

ALL-TIME SEASON SERIES RECORDS

YEAR	OVERALL	HOME	ROAD	YEAR	OVERALL	HOME	ROAD	YEAR	OVERALL	HOME	ROAD	YEAR	OVERALL	HOME	ROAD
1979-80	1-2-1	1-1-0	0-1-1	1989-90	1-2-0	1-1-0	0-1-0	1999-00	1-3-0-0	1-1-0-0	0-2-0-0	2010-11	2-0-2	1-0-1	1-0-1
1980-81	1-3-0	1-1-0	0-2-0	1990-91	1-2-0	1-0-0	0-2-0	2000-01	3-1-0-0	1-1-0-0	2-0-0-0	2011-12	0-4-0	0-2-0	0-2-0
1981-82	1-1-1	0-1-1	1-0-0	1991-92	1-2-0	1-1-0	0-1-0	2001-02	3-1-0-0	2-0-0-0	1-1-0-0	2012-13	0-1-2	0-1-1	0-0-1
1982-83	1-2-0	1-0-0	0-2-0	1992-93	1-1-1	0-0-1	1-1-0	2002-03	0-4-0-0	0-2-0-0	0-2-0-0	2013-14	1-3-0	1-1-0	0-2-0
1983-84	2-1-0	2-0-0	0-1-0	1993-94	1-3-0	1-1-0	0-2-0	2003-04	2-1-1-0	2-0-0-0	0-1-1-0	2014-15	0-2-3	0-0-2	0-2-1
1984-85	1-0-2	0-0-1	1-0-1	1994-95	1-2-0	0-1-0	1-1-0	2005-06	3-1-0	2-0-0	1-1-0	2015-16	1-3-0	1-1-0	0-2-0
1985-86	2-1-0	1-1-0	1-0-0	1995-96	2-1-1	1-1-0	1-0-1	2006-07	1-2-1	1-1-0	0-1-1	2016-17	2-2-0	2-0-0	0-2-0
1986-87	3-0-0	1-0-0	2-0-0	1996-97	2-2-0	2-0-0	0-2-0	2007-08	2-2-0	1-1-0	1-1-0	2017-18	0-4-0	0-2-0	0-2-0
1987-88	1-2-0	1-1-0	0-1-0	1997-98	1-3-0	1-1-0	0-2-0	2008-09	2-1-1	2-0-0	0-1-1	2018-19	2-2-0	1-1-0	1-1-0
1988-89	2-1-0	1-0-0	1-1-0	1998-99	3-2-0	1-1-0	2-1-0	2009-10	2-2-0	0-2-0	2-0-0	2019-20	0-4-0	0-2-0	0-2-0

ALL-TIME SEASON GAME RESULTS (*Overtime **Shootout)

10/28/1979	T	2-2	at NYR	4/4/1987	W	5-3	NYR	4/20/1995	L	2-3	at NYR	4/4/2001	W	3-1	at NYR	12/13/2008	OT	2-3**	at NYR	12/21/2014	L	0-1	at NYR
12/7/1979	L	4-7	NYR	10/10/1987	L	2-6	NYR	10/7/1995	W	2-0	NYR	10/5/2001	W	3-1	NYR	1/27/2009	L	2-3	at NYR	1/31/2015	L	1-4	at NYR
1/7/1980	L	2-5	at NYR	3/5/1988	W	3-1	NYR	10/16/1995	W	7-5	at NYR	11/2/2001	W	3-2	NYR	3/9/2009	W	3-0	NYR	3/21/2015	OT	2-3**	NYR
2/18/1980	W	6-4	NYR	3/20/1988	L	1-2	at NYR	11/11/1995	L	1-4	NYR	11/29/2001	L	0-5	at NYR	4/2/2009	W	4-2	NYR	11/10/2015	L	0-3	at NYR
11/16/1980	L	3-7	at NYR	10/12/1988	W	4-3	at NYR	12/22/1995	T	3-3*	at NYR	12/10/2001	W	4-3*	at NYR	12/21/2009	L	1-3	NYR	11/30/2015	L	3-4	at NYR
2/22/1981	W	6-5	NYR	12/8/1988	W	5-4	NYR	12/16/1996	L	2-5	at NYR	10/9/2002	L	1-4	NYR	12/31/2009	L	1-2	NYR	1/22/2016	L	1-4	NYR
3/14/1981	L	2-6	at NYR	1/2/1989	L	4-5	at NYR	2/5/1997	L	2-5	at NYR	11/25/2002	L	1-3	at NYR	1/2/2010	W	2-1*	at NYR	3/31/2016	W	4-3	NYR
3/21/1981	L	4-6	NYR	10/19/1989	L	3-7	at NYR	2/21/1997	W	7-2	NYR	12/31/2002	L	0-2	NYR	1/27/2010	W	5-1	at NYR	10/28/2016	W	3-2	NYR
12/6/1981	W	5-3	at NYR	11/18/1989	L	2-3	NYR	3/29/1997	W	2-1	NYR	1/8/2003	L	1-5	at NYR	10/29/2010	W	4-3	at NYR	11/29/2016	L	2-3	at NYR
2/13/1982	L	2-3	NYR	3/3/1990	W	6-4	NYR	10/20/1997	L	2-4	at NYR	10/18/2003	T	2-2*	at NYR	1/5/2011	OT	1-2*	at NYR	12/3/2016	L	2-4	at NYR
4/3/1982	T	3-3	NYR	10/6/1990	W	5-4	NYR	11/21/1997	L	3-4	NYR	10/30/2003	L	1-4	at NYR	1/20/2011	W	4-1	NYR	3/9/2017	W	4-3	NYR
12/1/1982	L	1-6	at NYR	1/13/1991	L	3-4	at NYR	1/6/1998	L	2-4	at NYR	11/6/2003	W	6-3	NYR	2/22/2011	OT	3-4**	NYR	11/22/2017	L	1-6	NYR
12/14/1982	W	5-2	NYR	2/15/1991	L	3-5	at NYR	3/26/1998	W	4-1	NYR	1/8/2004	W	3-2	NYR	11/11/2011	L	1-5	at NYR	12/1/2017	L	1-5	at NYR
2/23/1983	L	3-11	at NYR	10/12/1991	W	5-2	NYR	10/30/1998	L	0-1	at NYR	11/17/2005	W	5-1	NYR	12/1/2011	L	3-5	NYR	3/12/2018	L	3-6	at NYR
11/26/1983	W	4-3*	NYR	12/14/1991	L	2-6	NYR	12/23/1998	W	1-0	at NYR	11/19/2005	L	3-4	at NYR	3/1/2012	L	2-3	NYR	3/31/2018	L	1-2	NYR
3/31/1984	W	5-3	NYR	3/1/1992	L	4-9	at NYR	12/26/1998	L	3-6	NYR	3/6/2006	W	2-1	at NYR	3/13/2012	L	2-4	at NYR	10/7/2018	W	8-5	NYR
4/1/1984	L	0-2	at NYR	10/12/1992	L	2-6	at NYR	1/28/1999	W	3-2*	NYR	3/14/2006	W	5-3	NYR	3/18/2013	OT	1-2**	at NYR	1/15/2019	L	2-6	at NYR
10/11/1984	T	4-4*	at NYR	12/19/1992	T	4-4*	NYR	2/12/1999	W	3-1	at NYR	11/15/2006	W	2-1	NYR	4/6/2013	L	1-4	NYR	2/8/2019	W	3-0	at NYR
2/9/1985	T	2-2*	NYR	4/5/1993	W	5-4	at NYR	10/8/1999	L	1-3	at NYR	11/21/2006	L	0-4	at NYR	4/25/2013	OT	3-4*	NYR	2/19/2019	L	1-2	NYR
2/21/1985	W	4-3*	at NYR	10/30/1993	L	1-4	NYR	1/9/2000	W	1-0	NYR	2/15/2007	L	1-4	NYR	11/2/2013	L	1-5	at NYR	11/7/2019	L	2-4	NYR
10/12/1985	W	8-2	NYR	12/15/1993	L	2-5	at NYR	1/18/2000	L	2-3	at NYR	3/11/2007	OT	1-2**	at NYR	3/7/2014	L	2-4	NYR	11/27/2019	L	2-3	at NYR
1/20/1986	W	5-0	at NYR	2/19/1994	W	4-2	NYR	1/20/2000	L	1-4	NYR	12/3/2007	W	4-0	at NYR	3/11/2014	W	3-1	NYR	12/27/2019	L	3-5	at NYR
2/1/1986	L	1-3	NYR	3/16/1994	L	0-4	at NYR	12/27/2000	W	4-3	NYR	12/26/2007	L	2-4	at NYR	4/8/2014	L	1-4	at NYR	2/21/2020	L	2-5	NYR
12/21/1986	W	4-3*	at NYR	2/24/1995	W	2-1	at NYR	1/22/2001	L	2-5	NYR	1/29/2008	W	3-1	NYR	10/16/2014	OT	1-2**	at NYR				
3/18/1987	W	5-3	at NYR	3/1/1995	L	2-5	NYR	1/24/2001	W	3-2	at NYR	2/28/2008	L	2-4	NYR	12/20/2014	OT	2-3**	NYR				



OTTAWA SENATORS

2020-21 SCHEDULE

No games scheduled

HURRICANES vs. OTTAWA

ALL-TIME: GP: 107 58-36-8-5 GF: 303 GA: 271
at home: GP: 52 34-12-4-2 GF: 159 GA: 117
on road: GP: 55 24-24-4-3 GF: 144 GA: 154
in overtime: GP: 21 8-5-8

Owner/Governor/Chairman Eugene Melnyk
General manager Pierre Dorion
Head coach D.J. Smith
Associate coach Jack Capuano
Assistant coaches Davis Payne, Bob Jones
Goaltending coach Pierre Groulx
Senior director, communications Brian Morris
Manager, communications Chris Moore
Coordinator, communications Brett Varey
General office 613/599-0250

Inaugural season 1992-93
Stanley Cup titles None
Home ice Canadian Tire Centre (1996)
Building capacity 18,652
2019-20 record 25-34-12
AHL affiliate Belleville Senators

SERIES RECORDS

Winning streak 6 4/3/1993-12/26/1993
Losing streak 3 (5x) Last: 11/28/2006-2/28/2007
Unbeaten streak 11 4/3/1993-4/12/1995
Goals scored 8 11/11/2019 (W, 8-2)
Goals allowed 6 (5x) Last: 12/12/2007 (L, 6-0)
Goals, both teams 11 3/18/2003 (L, 6-5)

LAST TRANSACTION

2/28/2017 CAR acquired OTT's third-round pick in the 2017 NHL Draft
(CAR traded the pick to CHI, 90th overall – Evan Barratt) from OTT
in exchange for Viktor Stalberg.

2019-20 SERIES RECAP

SEASON SERIES TIED: 1-1-0

At CAROLINA HURRICANES	Attend	Goaltenders	Winning Goal
11 Nov '19 Hurricanes 8 Senators 2	12,356	Mrazek vs. Anderson/Nilsson	Sebastian Aho

At OTTAWA SENATORS	Attend	Goaltenders	Winning Goal
09 Nov '19 Hurricanes 1 Senators 4	12,276	Reimer vs. Nilsson	Vladislav Namestnikov

SERIES STATISTICS

HURRICANES SPECIALTY TEAMS	SENATORS SPECIALTY TEAMS
Power Play 2-7 28.6%	Power Play 0-7 0.0%
Penalty Killing 7-7 100.0%	Penalty Killing 5-7 71.4%

HURRICANES LEADING SCORERS	SENATORS LEADING SCORERS
GP G A P +/- PIM	GP G A P +/- PIM
Joel Edmundson 2 1 2 3 2 2	Brady Tkachuk 2 2 0 2 -2 0
Andrei Svechnikov 2 1 2 3 3 0	Colin White 2 1 1 2 1 0
	Tyler Ennis 2 0 2 2 2 0

GOALTENDING

HURRICANES	GP	Min	W-L-OT	SO	GA	SA	SV	GAA	SV%
Petr Mrazek	1	60	1-0-0	0	2	29	27	2.00	.931
James Reimer	1	60	0-1-0	0	4	30	26	4.00	.867

SENATORS	GP	Min	W-L-OT	SO	GA	SA	SV	GAA	SV%
Anders Nilsson	2	92	1-1-0	0	5	58	53	3.25	.914
Craig Anderson	1	27	0-0-0	0	4	24	20	8.81	.833

ALL-TIME SEASON SERIES RECORDS

YEAR	OVERALL	HOME	ROAD	YEAR	OVERALL	HOME	ROAD	YEAR	OVERALL	HOME	ROAD
1992-93	6-1-0	3-0-0	3-1-0	2001-02	0-3-1-0	0-2-0-0	0-1-1-0	2011-12	2-1-1	1-0-1	1-1-0
1993-94	4-0-1	2-0-0	2-0-1	2002-03	0-3-1-0	0-1-1-0	0-2-0-0	2012-13	2-1-0	1-0-0	1-1-0
1994-95	4-0-0	2-0-0	2-0-0	2003-04	1-2-1-0	0-1-1-0	1-1-0-0	2013-14	2-0-1	2-0-0	0-0-1
1995-96	3-1-1	2-1-0	1-0-1	2005-06	2-2-0	1-1-0	1-1-0	2014-15	2-0-1	0-0-1	2-0-0
1996-97	2-2-1	2-0-0	0-2-1	2006-07	1-3-0	0-2-0	1-1-0	2015-16	2-1-0	2-0-0	0-1-0
1997-98	4-2-0	3-0-0	1-2-0	2007-08	2-2-0	1-1-0	1-1-0	2016-17	1-1-1	1-0-0	0-1-1
1998-99	1-1-2	0-0-2	1-1-0	2008-09	2-2-0	2-0-0	0-2-0	2017-18	3-0-0	2-0-0	1-0-0
1999-00	1-3-0-0	1-1-0-0	0-2-0-0	2009-10	2-1-1	2-0-0	0-1-1	2018-19	2-1-0	0-1-0	2-0-0
2000-01	3-1-0-0	1-1-0-0	2-0-0-0	2010-11	3-1-0	2-0-0	1-1-0	2019-20	1-1-0	1-0-0	0-1-0

ALL-TIME SEASON GAME RESULTS (*Overtime **Shootout)

10/14/1992 W 4-1 OTT	12/28/1996 W 3-2 OTT	10/9/2001 L 2-6 OTT	1/17/2008 L 1-5 at OTT	1/25/2014 W 6-3 OTT
10/22/1992 W 5-1 at OTT	2/15/1997 W 2-1 OTT	11/15/2001 T 1-1* at OTT	3/16/2008 W 5-1 OTT	3/31/2014 OT 1-2** at OTT
11/19/1992 W 4-2 at OTT	2/16/1997 L 2-4 at OTT	12/18/2001 L 1-5 OTT	11/7/2008 W 2-1 OTT	1/17/2015 W 3-2 at OTT
12/9/1992 W 6-2 OTT	4/9/1997 L 4-5 at OTT	4/2/2002 L 3-4 at OTT	1/13/2009 L 1-5 at OTT	2/16/2015 W 6-3 at OTT
1/28/1993 L 2-5 at OTT	10/4/1997 L 2-3 at OTT	10/23/2002 L 1-4 at OTT	2/24/2009 L 2-4 at OTT	3/17/2015 OT 1-2* OTT
4/3/1993 W 7-3 OTT	11/9/1997 W 4-1 OTT	11/19/2002 T 4-4* OTT	3/25/2009 W 2-1 OTT	11/7/2015 W 3-2* OTT
4/7/1993 W 6-1 at OTT	12/16/1997 W 2-1 OTT	12/7/2002 L 2-5 at OTT	12/12/2009 L 2-4 at OTT	2/18/2016 L 2-4 at OTT
11/10/1993 W 4-3* OTT	12/18/1997 L 2-3 at OTT	3/18/2003 L 5-6 OTT	1/10/2010 W 4-1 OTT	3/8/2016 W 4-3** OTT
11/29/1993 W 4-2 at OTT	1/5/1998 W 4-1 OTT	11/20/2003 L 1-6 at OTT	3/4/2010 W 4-1 OTT	11/1/2016 OT 1-2* at OTT
12/23/1993 W 2-1 at OTT	1/22/1998 W 4-2 at OTT	1/11/2004 T 2-2* OTT	4/1/2010 OT 3-4** at OTT	11/26/2016 L 1-2 at OTT
12/26/1993 W 3-2* OTT	10/24/1998 W 3-1 at OTT	10/20/2004 L 1-3 OTT	10/14/2010 L 2-3 at OTT	2/24/2017 W 3-0 OTT
1/27/1994 T 1-1* at OTT	12/18/1998 L 1-5 at OTT	3/20/2004 W 3-2* at OTT	11/17/2010 W 7-1 OTT	1/30/2018 W 2-1 OTT
1/25/1995 W 4-1 OTT	1/4/1999 T 4-4* OTT	10/24/2005 W 3-2 OTT	12/29/2010 W 4-0 at OTT	3/24/2018 W 5-2 at OTT
2/1/1995 W 2-1 at OTT	4/17/1999 T 1-1* OTT	11/15/2005 W 2-1 at OTT	3/22/2011 W 4-3 OTT	3/26/2018 W 4-1 OTT
2/28/1995 W 6-3 at OTT	11/17/1999 W 2-1 OTT	11/22/2005 L 3-5 OTT	10/25/2011 OT 2-3** OTT	1/6/2019 W 5-4 at OTT
4/12/1995 W 4-2 OTT	12/23/1999 L 3-4 at OTT	12/28/2005 L 2-6 at OTT	11/27/2011 L 3-4 at OTT	11/26/2019 L 1-4 OTT
11/2/1995 L 0-5 OTT	1/4/2000 L 1-2 OTT	11/4/2006 W 3-2 at OTT	12/23/2011 W 2-1* OTT	2/12/2019 W 4-1 at OTT
11/4/1995 W 5-4 at OTT	2/15/2000 L 1-5 at OTT	11/28/2006 L 1-4 OTT	4/3/2012 W 2-1 at OTT	11/9/2019 L 1-4 at OTT
11/15/1995 W 3-2 OTT	11/12/2000 W 4-0 OTT	2/27/2007 L 2-4 OTT	2/1/2013 W 1-0 OTT	11/11/2019 W 8-2 OTT
1/5/1996 W 4-2 OTT	11/16/2000 W 1-0 at OTT	2/28/2007 L 0-2 at OTT	2/7/2013 W 3-2* at OTT	
3/22/1996 T 1-1* at OTT	12/3/2000 L 0-2 OTT	10/11/2007 W 5-3 at OTT	4/16/2013 L 2-3 at OTT	
11/23/1996 T 3-3* at OTT	4/1/2001 W 3-2* at OTT	12/12/2007 L 0-6 OTT	11/24/2013 W 4-1 OTT	



PHILADELPHIA FLYERS

2020-21 SCHEDULE

No games scheduled

HURRICANES vs. PHILADELPHIA

ALL-TIME:GP: 148 47-72-14-15 GF: 401 GA: 521
at home:GP: 74 26-33-9-6 GF: 220 GA: 249
on road:GP: 74 21-39-5-9 GF: 191 GA: 272
in overtime:GP: 39 10-18-11

Chairman/CEO/Governor Dave Scott
President of hockey operations/General manager Chuck Fletcher
Head coach Alain Vigneault
Assistant coaches Michel Therrien, Mike Yeo, Ian Laperriere
Goaltending coach Kim Dillabaugh
Senior director of communications Zack Hill
Director of public relations Joe Siville
Manager of broadcasting & media services Brian Smith
General office 215/465-4500

Inaugural season 1967-68
Stanley Cup titles 2 (1974, 1975)
Home ice Wells Fargo Center (1996)
Building capacity 19,306
2019-20 record 41-21-7
AHL affiliate Lehigh Valley Phantoms

2019-20 SERIES RECAP

FLYERS WIN SEASON SERIES: 3-0-1 (HURRICANES: 1-3-0)

At CAROLINA HURRICANES	Attend	Goaltenders	Winning Goal
07 Jan '20 *Hurricanes 5 Flyers 4	15,072	Reimer vs. Elliott	Dougie Hamilton
21 Nov '19 Hurricanes 3 Flyers 5	14,734	Mrazek vs. Elliott	Claude Giroux

SERIES STATISTICS

HURRICANES SPECIALTY TEAMS	FLYERS SPECIALTY TEAMS
Power Play 1-9 11.1%	Power Play 2-10 20.0%
Penalty Killing 8-10 80.0%	Penalty Killing 8-9 88.9%

GOALTENDING

HURRICANES	GP	Min	W-L-OT	SO	GA	SA	SV	GAA	SV%
James Reimer	1	62	1-0-0	0	4	21	17	3.88	.810
Alex Nedeljkovic	1	60	0-1-0	0	4	32	28	4.00	.875
Petr Mrazek	2	118	0-2-0	0	8	50	42	4.06	.840

At PHILADELPHIA FLYERS	Attend	Goaltenders	Winning Goal
05 Mar '20 Hurricanes 1 Flyers 4	18,900	Nedeljkovic vs. Hart	Michael Raffl
05 Nov '19 Hurricanes 1 Flyers 4	16,172	Mrazek vs. Hart	Travis Konecny

HURRICANES LEADING SCORERS

	GP	G	A	P	+/-	PIM
Lucas Wallmark	3	3	0	3	2	0
Sebastian Aho	4	1	2	3	-3	0
Brock McGinn	4	0	3	3	2	0

FLYERS LEADING SCORER

	GP	G	A	P	+/-	PIM
Claude Giroux	4	3	5	8	3	2


FLYERS	GP	Min	W-L-OT	SO	GA	SA	SV	GAA	SV%
Carter Hart	2	120	2-0-0	0	2	63	61	1.00	.968
Brian Elliott	2	122	1-0-1	0	8	69	61	3.94	.884

ALL-TIME SEASON SERIES RECORDS

YEAR	OVERALL	HOME	ROAD	YEAR	OVERALL	HOME	ROAD	YEAR	OVERALL	HOME	ROAD	YEAR	OVERALL	HOME	ROAD
1979-80	0-2-2	0-0-2	0-2-0	1989-90	2-1-0	1-0-0	1-1-0	1999-00	2-2-0-0	1-1-0-0	1-1-0-0	2010-11	1-3-0	1-1-0	0-2-0
1980-81	0-3-1	0-2-0	0-1-1	1990-91	3-0-0	2-0-0	1-0-0	2000-01	1-2-0-1	1-1-0-0	0-1-0-1	2011-12	1-3-0	0-2-0	1-1-0
1981-82	0-3-0	0-1-0	0-2-0	1991-92	3-0-0	1-0-0	2-0-0	2001-02	1-2-0-1	1-1-0-0	0-1-0-1	2012-13	0-2-1	0-1-0	0-1-1
1982-83	1-2-0	1-1-0	0-1-0	1992-93	0-3-0	0-2-0	0-1-0	2002-03	0-1-2-1	0-0-1-1	0-1-1-0	2013-14	4-0-0	2-0-0	2-0-0
1983-84	2-1-0	1-0-0	1-1-0	1993-94	1-3-0	0-2-0	1-1-0	2003-04	0-2-2-0	0-1-1-0	0-1-1-0	2014-15	4-1-0	3-0-0	1-1-0
1984-85	0-2-1	0-1-1	0-1-0	1994-95	1-2-0	1-1-0	0-1-0	2005-06	2-0-2	1-0-1	1-0-1	2015-16	1-0-3	1-0-1	0-0-2
1985-86	0-3-0	0-1-0	0-2-0	1995-96	0-3-1	0-1-1	0-2-0	2006-07	2-2-0	1-1-0	1-1-0	2016-17	2-2-1	1-1-0	1-1-1
1986-87	2-1-0	1-1-0	1-0-0	1996-97	0-3-1	0-2-0	0-1-1	2007-08	1-2-1	0-2-0	1-0-1	2017-18	1-2-1	0-1-1	1-1-0
1987-88	1-2-0	1-0-0	0-2-0	1997-98	1-2-1	0-1-1	1-1-0	2008-09	1-1-2	0-1-1	1-0-1	2018-19	4-0-0	2-0-0	2-0-0
1988-89	1-1-1	1-0-1	0-1-0	1998-99	0-2-2	0-1-1	0-1-1	2009-10	0-3-1	0-1-1	0-2-0	2019-20	1-3-0	1-1-0	0-2-0

ALL-TIME SEASON GAME RESULTS (*Overtime **Shootout)

11/27/1979 L 2-6 at PHI	12/23/1988 L 4-5 at PHI	1/8/1998 T 3-3* PHI	3/8/2006 OT 2-3** at PHI	1/22/2014 W 3-2 at PHI
12/23/1979 L 2-4 at PHI	3/12/1989 T 3-3* PHI	3/28/1998 W 4-2 at PHI	12/19/2006 W 2-1 at PHI	4/13/2014 W 6-5** at PHI
12/26/1979 T 4-4 PHI	11/25/1989 W 5-2 PHI	3/29/1998 L 1-3 PHI	12/31/2006 L 2-5 PHI	12/13/2014 L 1-5 at PHI
3/21/1980 T 5-5 PHI	12/14/1989 W 3-2 at PHI	10/17/1998 T 1-1* PHI	2/22/2007 W 3-2* PHI	1/2/2015 W 2-1 PHI
10/26/1980 L 1-6 at PHI	2/1/1990 L 1-2 at PHI	11/20/1998 L 1-3 PHI	3/28/2007 L 1-5 at PHI	2/24/2015 W 4-1 PHI
11/8/1980 L 4-5 PHI	12/22/1990 W 1-0 PHI	1/9/1999 L 0-2 at PHI	10/20/2007 OT 2-3* at PHI	4/4/2015 W 3-2** PHI
2/8/1981 T 6-6 at PHI	1/26/1991 W 5-3 PHI	3/30/1999 T 3-3* at PHI	11/21/2007 L 3-6 PHI	4/9/2015 W 3-1 at PHI
3/29/1981 L 1-4 PHI	2/2/1991 W 2-0 at PHI	10/7/1999 W 2-0 at PHI	11/28/2007 L 1-3 PHI	11/14/2015 OT 2-3* PHI
11/12/1981 L 3-5 at PHI	11/27/1991 W 7-3 at PHI	11/11/1999 L 1-4 at PHI	12/15/2007 W 6-5** at PHI	11/23/2015 OT 2-3* at PHI
3/20/1982 L 2-5 PHI	4/12/1992 W 4-2 PHI	1/11/2000 L 3-4 PHI	11/26/2008 L 1-3 PHI	12/15/2015 OT 3-4* at PHI
3/21/1982 L 3-5 at PHI	4/15/1992 W 4-3* at PHI	4/2/2000 W 1-0 PHI	11/28/2008 W 3-2* at PHI	2/23/2016 W 3-1 PHI
12/11/1982 W 7-4 PHI	1/24/1993 L 4-5* at PHI	11/30/2000 W 2-0 PHI	12/6/2008 OT 1-2* PHI	10/22/2016 L 3-7 at PHI
1/8/1983 L 4-7 PHI	2/24/1993 L 2-5 PHI	12/23/2000 OT 1-2* at PHI	12/11/2008 OT 5-6** at PHI	10/30/2016 L 3-4 PHI
1/9/1983 L 4-8 at PHI	4/16/1993 L 4-5* PHI	1/27/2001 L 3-4 PHI	10/2/2009 L 0-2 PHI	1/31/2017 W 5-1 PHI
11/6/1983 L 2-4 at PHI	10/9/1993 L 2-5 PHI	2/19/2001 L 0-4 at PHI	10/31/2009 L 1-6 at PHI	3/19/2017 OT 3-4* at PHI
12/4/1983 W 6-5 at PHI	11/18/1993 L 3-6 at PHI	12/21/2001 OT 3-4* at PHI	12/26/2009 OT 3-4** PHI	4/9/2017 W 4-3** at PHI
2/25/1984 W 9-7 PHI	3/19/1994 W 5-3 at PHI	1/6/2002 L 3-4 PHI	1/23/2010 L 2-4 at PHI	2/6/2018 OT 1-2* PHI
11/15/1984 L 1-6 at PHI	4/2/1994 L 5-6 PHI	1/27/2002 L 2-4 at PHI	11/1/2010 L 2-3 at PHI	3/1/2018 W 4-1 at PHI
11/24/1984 T 4-4* PHI	1/26/1995 L 2-3 at PHI	3/28/2002 W 4-1 PHI	11/11/2010 L 1-8 PHI	3/17/2018 L 2-4 PHI
2/26/1985 L 2-3 PHI	3/22/1995 W 4-3 PHI	11/5/2002 OT 1-2* PHI	2/10/2011 L 1-2 at PHI	4/5/2018 L 3-4 at PHI
10/24/1985 L 0-3 at PHI	4/28/1995 L 3-4 PHI	11/15/2002 T 1-1* PHI	2/18/2011 W 3-2 PHI	12/31/2018 W 3-1 PHI
11/16/1985 L 2-5 PHI	11/5/1995 L 1-6 at PHI	2/15/2003 T 2-2* at PHI	10/29/2011 L 1-5 at PHI	1/3/2019 W 5-3 at PHI
11/21/1985 L 0-3 at PHI	11/18/1995 L 2-4 PHI	3/13/2003 L 3-5 at PHI	11/14/2011 L 3-5 PHI	3/30/2019 W 5-2 PHI
10/18/1986 L 3-6 PHI	12/23/1995 T 3-3* PHI	10/25/2003 T 4-4* at PHI	11/21/2011 W 4-2 at PHI	4/6/2019 W 4-3 at PHI
12/4/1986 W 2-1 at PHI	3/25/1996 L 0-3 at PHI	11/18/2003 T 2-2* PHI	1/10/2012 L 1-2 PHI	11/5/2019 L 1-4 at PHI
3/7/1987 W 5-3 PHI	12/12/1996 L 2-3 at PHI	11/28/2003 L 2-4 at PHI	2/2/2013 L 3-5 at PHI	11/21/2019 L 3-5 PHI
10/31/1987 W 7-4 PHI	12/14/1996 L 0-4 PHI	3/23/2004 L 2-4 PHI	2/9/2013 OT 3-4* at PHI	1/7/2020 W 5-4* PHI
12/3/1987 L 2-5 at PHI	2/19/1997 T 2-2* at PHI	10/28/2005 W 8-6 PHI	4/20/2013 L 3-5 PHI	3/5/2020 L 1-4 at PHI
2/15/1988 L 4-5* at PHI	3/2/1997 L 2-5 PHI	12/29/2005 OT 3-4* PHI	10/6/2013 W 2-1 PHI	
10/22/1988 W 8-6 PHI	12/23/1997 L 2-4 at PHI	1/17/2006 W 4-3** at PHI	11/5/2013 W 2-1* PHI	



PITTSBURGH PENGUINS

2020-21 SCHEDULE

No games scheduled

HURRICANES vs. PITTSBURGH

ALL-TIME:GP: 15165-68-11-7GF: 498GA: 522
at home:GP: 7636-32-5-3GF: 251GA: 255
on road:GP: 7529-36-6-4GF: 247GA: 267
in overtime:GP: 278-10-9

Co-owner/Chairman Mario Lemieux
Executive vice president/General manager Jim Rutherford
Head coach Mike Sullivan
Assistant coaches Todd Reirden, Mike Vellucci
Goaltending coach Mike Buckley
Vice president, media relations Jennifer Bullano Ridgley
Director of communications Evan Schall
Coordinator, communications Emma Kilmer
General office 412/642-1300

Inaugural season 1967-68
Stanley Cup titles 5 (1991, 1992, 2009, 2016, 2017)
Home ice PPG Paints Arena (2010)
Building capacity 18,387
2019-20 record 40-23-6
AHL affiliate Wilkes-Barre/Scranton Penguins

SERIES RECORDS

Winning streak 4 (2x) Last: 2/26/1989-3/25/1990
Losing streak 7 1/17/2016-4/2/2017
Unbeaten streak 7 2/26/1989-12/8/1990
Goals scored 9 (3x) Last: 3/30/1989 (W, 9-5)
Goals allowed 10 4/1/1993 (L, 10-2)
Goals, both teams 16 12/26/1980 (W, 9-7)

LAST TRANSACTION

2/26/2018 CAR acquired Greg McKegg from PIT in exchange for Josh Jooris.

2019-20 SERIES RECAP

HURRICANES WIN SEASON SERIES: 1-0-0 (PENGUINS: 0-1-0)

At CAROLINA HURRICANES	Attend	Goaltenders	Winning Goal
None			

At PITTSBURGH PENGUINS	Attend	Goaltenders	Winning Goal
08 Mar '20 Hurricanes 6 Penguins 2	18,548	Nedeljkovic vs. Jarry	Jake Gardiner

SERIES STATISTICS

HURRICANES SPECIALTY TEAMS	PENGUINS SPECIALTY TEAMS
Power Play 1-4 25.0%	Power Play 1-7 14.3%
Penalty Killing 6-7 85.7%	Penalty Killing 3-4 75.0%

HURRICANES LEADING SCORER

	GP	G	A	P	+/-	PIM
Morgan Geekie	1	2	1	3	3	2

PENGUINS LEADING SCORERS

	GP	G	A	P	+/-	PIM
Evgeni Malkin	1	1	0	1	-2	2
Patrick Marleau	1	1	0	1	-2	0
Bryan Rust	1	0	1	1	-4	2
Justin Schultz	1	0	1	1	-1	0
Conor Sheary	1	0	1	1	0	0

GOALTENDING

HURRICANES	GP	Min	W-L-OT	SO	GA	SA	SV	GAA	SV%
Alex Nedeljkovic	1	60	1-0-0	0	2	30	28	2.00	.933

PENGUINS	GP	Min	W-L-OT	SO	GA	SA	SV	GAA	SV%
Tristan Jarry	1	60	0-1-0	0	6	36	30	6.00	.833

ALL-TIME SEASON SERIES RECORDS

YEAR	OVERALL	HOME	ROAD	YEAR	OVERALL	HOME	ROAD	YEAR	OVERALL	HOME	ROAD	YEAR	OVERALL	HOME	ROAD
1979-80	2-1-1	2-0-0	0-1-1	1989-90	2-0-1	1-0-0	1-0-1	1999-00	2-2-0-0	1-1-0-0	1-1-0-0	2010-11	1-2-1	1-1-0	0-1-1
1980-81	2-2-0	1-1-0	1-1-0	1990-91	2-1-0	1-1-0	1-0-0	2000-01	3-1-0-0	1-1-0-0	2-0-0-0	2011-12	1-2-1	1-1-0	0-1-1
1981-82	0-2-1	0-1-0	0-1-1	1991-92	2-0-1	0-0-1	2-0-0	2001-02	2-0-2-0	0-0-2-0	2-0-0-0	2012-13	1-2-0	1-1-0	0-1-0
1982-83	0-3-0	0-2-0	0-1-0	1992-93	0-3-0	0-2-0	0-1-0	2002-03	2-2-0-0	1-1-0-0	1-1-0-0	2013-14	1-2-1	0-1-1	1-1-0
1983-84	1-2-0	0-1-0	1-1-0	1993-94	1-4-0	1-2-0	0-2-0	2003-04	2-0-1-1	2-0-0-0	0-0-1-1	2014-15	2-2-0	1-1-0	1-1-0
1984-85	2-1-0	2-0-0	0-1-0	1994-95	2-2-0	1-1-0	1-1-0	2005-06	3-1-0	1-1-0	2-0-0	2015-16	2-2-1	1-0-1	1-2-0
1985-86	2-1-0	1-0-0	1-1-0	1995-96	2-3-1	2-0-1	0-3-0	2006-07	3-1-0	2-0-0	1-1-0	2016-17	0-4-0	0-2-0	0-2-0
1986-87	3-0-0	2-0-0	1-0-0	1996-97	1-2-2	1-2-0	0-0-2	2007-08	2-1-1	2-0-0	0-1-1	2017-18	2-2-0	1-1-0	1-1-0
1987-88	1-2-0	1-0-0	0-2-0	1997-98	0-6-0	0-3-0	0-3-0	2008-09	2-2-0	1-1-0	1-1-0	2018-19	2-2-0	1-1-0	1-1-0
1988-89	2-1-0	1-1-0	1-0-0	1998-99	1-2-1	0-1-1	1-1-0	2009-10	3-0-1	1-0-1	2-0-0	2019-20	1-0-0	0-0-0	1-0-0

ALL-TIME SEASON GAME RESULTS (*Overtime **Shootout)

10/13/1979	T	3-3	at PIT	3/28/1987	W	5-4	PIT	2/18/1995	W	4-2	PIT	11/27/1999	W	5-3	PIT	1/2/2007	L	0-3	at PIT	10/8/2013	L	2-5	at PIT
11/30/1979	W	7-5	PIT	1/9/1988	W	5-4*	PIT	4/5/1995	W	8-4	at PIT	12/15/1999	L	3-6	PIT	3/2/2007	W	3-2	PIT	10/28/2013	L	1-3	PIT
1/17/1980	W	7-1	PIT	2/6/1988	L	4-5	at PIT	4/23/1995	L	2-4	PIT	4/3/2000	L	2-3	at PIT	10/5/2007	W	4-1	PIT	12/27/2013	OT	3-4*	at PIT
4/2/1980	L	4-6	at PIT	4/3/1988	L	2-4	at PIT	10/20/1995	T	2-2*	PIT	10/18/2000	W	3-2	at PIT	10/19/2007	OT	3-4**	at PIT	4/1/2014	W	4-1	at PIT
10/15/1980	W	5-2	at PIT	12/26/1988	L	3-4*	PIT	12/9/1995	L	0-6	at PIT	11/22/2000	W	3-1	at PIT	2/2/2008	L	1-4	at PIT	11/28/2014	W	4-2	at PIT
12/26/1980	W	9-7	PIT	2/26/1989	W	8-6	PIT	12/28/1995	L	4-9	at PIT	3/23/2001	W	5-3	PIT	2/14/2008	W	4-2	PIT	11/29/2014	L	2-3	PIT
2/19/1981	L	2-6	at PIT	3/30/1989	W	9-5	at PIT	2/23/1996	L	4-5	at PIT	4/8/2001	L	4-6	PIT	10/23/2008	L	1-4	at PIT	12/31/2014	L	1-2	at PIT
4/5/1981	L	4-5	PIT	12/19/1989	W	8-4	at PIT	3/13/1996	W	3-2	PIT	11/6/2001	T	2-2*	PIT	12/4/2008	L	2-5	PIT	3/26/2015	W	5-2	PIT
1/2/1982	L	4-9	at PIT	3/25/1990	W	4-2	PIT	4/8/1996	W	5-4	PIT	12/16/2001	W	7-0	at PIT	1/20/2009	W	2-1	at PIT	1/12/2016	W	3-2*	PIT
1/3/1982	L	4-6	PIT	3/27/1990	T	3-3*	at PIT	10/8/1996	W	7-3	PIT	2/5/2002	T	3-3*	PIT	4/4/2009	W	3-2*	PIT	1/17/2016	L	0-5	at PIT
2/10/1982	T	3-3	at PIT	11/29/1990	W	6-4	at PIT	11/22/1996	L	1-7	PIT	3/7/2002	W	3-1	at PIT	10/14/2009	OT	2-3**	PIT	2/12/2016	OT	1-2**	at PIT
11/17/1982	L	3-4	at PIT	12/8/1990	W	3-1	PIT	12/3/1996	T	4-4*	at PIT	11/9/2002	W	3-2	PIT	12/7/2009	W	3-2	PIT	3/17/2016	L	2-4	at PIT
12/12/1982	L	2-3	PIT	3/9/1991	L	2-5	PIT	1/15/1997	L	0-3	PIT	1/15/2003	L	0-2	PIT	3/11/2010	W	4-3*	PIT	12/28/2016	L	2-3	at PIT
3/12/1983	L	2-7	PIT	11/2/1991	W	6-5	at PIT	4/3/1997	T	5-5*	at PIT	3/6/2003	W	4-0	at PIT	3/20/2010	W	3-2*	at PIT	1/20/2017	L	1-7	PIT
10/15/1983	W	6-4	at PIT	2/27/1992	W	8-4	at PIT	10/3/1997	L	3-4	PIT	4/2/2003	L	2-3	at PIT	10/30/2010	L	0-3	PIT	2/21/2017	L	1-3	PIT
12/13/1983	L	2-3	at PIT	3/22/1992	T	2-2*	PIT	10/11/1997	L	1-4	at PIT	10/22/2003	T	1-1*	at PIT	11/19/2010	OT	4-5**	at PIT	4/2/2017	L	2-3	at PIT
3/17/1984	L	2-4	PIT	10/17/1992	L	3-7	PIT	11/26/1997	L	2-3	at PIT	11/29/2003	W	4-3	PIT	1/22/2011	L	2-3	at PIT	12/29/2017	W	2-1	PIT
11/22/1984	W	9-3	PIT	2/21/1993	L	3-4	PIT	12/31/1997	L	2-3	at PIT	12/18/2003	W	2-1*	PIT	2/25/2011	W	4-1	PIT	1/4/2018	W	4-0	at PIT
12/28/1984	L	0-4	at PIT	4/1/1993	L	2-10	at PIT	1/12/1998	L	1-4	PIT	3/19/2004	OT	3-4*	at PIT	11/12/2011	W	5-3	PIT	12/3/2018	L	1-3	at PIT
3/17/1985	W	4-3	PIT	10/16/1993	L	3-5	at PIT	4/16/1998	L	1-4	PIT	10/7/2005	W	3-2**	PIT	12/3/2011	L	2-3	PIT	2/23/2018	L	1-6	PIT
10/29/1985	W	4-3	at PIT	12/4/1993	L	6-7*	PIT	12/4/1998	T	3-3*	PIT	12/27/2005	W	5-3	at PIT	12/27/2011	L	2-4	at PIT	12/22/2018	L	0-3	PIT
12/14/1985	W	5-4	PIT	1/2/1994	W	7-2	PIT	1/7/1999	L	2-4	at PIT	2/10/2006	L	3-4	PIT	1/17/2012	OT	1-2**	at PIT	2/5/2019	W	4-0	at PIT
3/1/1986	L	1-5	at PIT	2/17/1994	L	4-6	at PIT	1/26/1999	W	5-3	at PIT	3/4/2006	W	7-5	at PIT	2/28/2013	W	4-1	PIT	3/19/2019	W	3-2**	PIT
10/28/1986	W	5-2	PIT	3/13/1994	L	2-3	PIT	3/10/1999	L	2-3*	PIT	4/14/2006	W	5-1	at PIT	4/9/2013	L	3-5	PIT	3/31/2019	L	1-3	at PIT
2/3/1987	W	8-6	at PIT	2/16/1995	L	2-5	at PIT	10/23/1999	W	3-2	at PIT	11/11/2006	W	6-2	PIT	4/27/2013	L	3-8	at PIT	3/8/2020	W	6-2	at PIT



SAN JOSE SHARKS

2020-21 SCHEDULE

No games scheduled

HURRICANES vs. SAN JOSE

ALL-TIME: GP: 42 21-20-0-1 GF: 123 GA: 138
at home: GP: 21 13-8-0-0 GF: 61 GA: 49
on road: GP: 21 8-12-0-1 GF: 62 GA: 89
in overtime: GP: 5 4-1-0

Ownership Sharks Sports & Entertainment
General manager Doug Wilson
Head coach Bob Boughner
Associate coach Rocky Thompson
Assistant coach John Madden
Goaltending coach Evgeni Nabokov
Vice president, communications Scott Emmert
Director of media relations Ben Guerrero
Media relations coordinator Kyle Stuetzel
General office 408/287-7070

Inaugural season 1991-92
Stanley Cup titles None
Home ice SAP Center at San Jose (1993)
Building capacity 17,562
2019-20 record 29-36-5
AHL affiliate San Jose Barracuda

SERIES RECORDS

Winning streak 4 10/19/2010-3/4/2014
Losing streak 3 12/10/2016-2/4/2018
Unbeaten streak 4 10/19/2010-3/4/2014
Goals scored 7 (2x) Last: 11/7/1995 (W, 7-3)
Goals allowed 8 (2x) Last: 1/30/1996 (L, 8-2)
Goals, both teams 12 12/3/1992 (W, 7-5)

LAST TRANSACTION

8/6/2019 CAR acquired Kyle Wood from SJ in exchange for Trevor Carrick.

2019-20 SERIES RECAP

SHARKS WIN SEASON SERIES: 1-0-1 (HURRICANES: 1-1-0)

At CAROLINA HURRICANES Attend Goaltenders Winning Goal
05 Dec '19 **Hurricanes 3 Sharks 2 14,275 Mrazek vs. Dell (Andrei Svechnikov)

At SAN JOSE SHARKS Attend Goaltenders Winning Goal
16 Oct '19 Hurricanes 2 Sharks 5 15,143 Reimer vs. Jones Evander Kane

SERIES STATISTICS

HURRICANES SPECIALTY TEAMS SHARKS SPECIALTY TEAMS
Power Play 0-7 0.0% Power Play 2-6 33.3%
Penalty Killing 4-6 66.7% Penalty Killing 7-7 100.0%

HURRICANES LEADING SCORERS SHARKS LEADING SCORER
GP G A P +/- PIM GP G A P +/- PIM
Andrei Svechnikov 2 1 1 2 1 2 Evander Kane 2 3 1 4 3 0
Warren Foegele 2 0 2 2 0 0

GOALTENDING

HURRICANES	GP	Min	W-L-OT	SO	GA	SA	SV	GAA	SV%
Petr Mrazek	1	64	1-0-0	0	2	30	28	1.86	.933
James Reimer	1	58	0-1-0	0	4	21	17	4.12	.810

SHARKS	GP	Min	W-L-OT	SO	GA	SA	SV	GAA	SV%
Martin Jones	1	60	1-0-0	0	2	38	36	2.00	.947
Aaron Dell	1	65	0-0-1	0	2	29	27	1.85	.931

ALL-TIME SEASON SERIES RECORDS

YEAR	OVERALL	HOME	ROAD	YEAR	OVERALL	HOME	ROAD	YEAR	OVERALL	HOME	ROAD
1991-92	1-2-0	1-1-0	0-1-0	2001-02	1-1-0-0	1-0-0-0	0-1-0-0	2012-13	Did Not Play Western Conf. Teams		
1992-93	2-0-0	1-0-0	1-0-0	2002-03	0-1-0-0	0-0-0-0	0-1-0-0	2013-14	2-0-0	1-0-0	1-0-0
1993-94	0-2-0	0-1-0	0-1-0	2003-04	1-0-0-0	1-0-0-0	0-0-0-0	2014-15	1-1-0	0-1-0	1-0-0
1994-95	Did Not Play Western Conf. Teams			2005-06	0-1-0	0-0-0	0-1-0	2015-16	1-1-0	1-0-0	0-1-0
1995-96	1-1-0	1-0-0	0-1-0	2006-07	1-0-0	1-0-0	0-0-0	2016-17	1-1-0	1-0-0	0-1-0
1996-97	1-1-0	0-1-0	1-0-0	2007-08	Did Not Play Pacific Div. Teams			2017-18	0-1-1	0-1-0	0-0-1
1997-98	1-1-0	0-1-0	1-0-0	2008-09	1-0-0	0-0-0	1-0-0	2018-19	1-1-0	1-0-0	0-1-0
1998-99	1-1-0	1-0-0	0-1-0	2009-10	0-1-0	0-1-0	0-0-0	2019-20	1-1-0	1-0-0	0-1-0
1999-00	1-0-0-0	0-0-0-0	1-0-0-0	2010-11	1-0-0	0-0-0	1-0-0				
2000-01	0-2-0-0	0-1-0-0	0-1-0-0	2011-12	1-0-0	1-0-0	0-0-0				

ALL-TIME SEASON GAME RESULTS (*Overtime **Shootout)

10/23/1991 W 3-0 SJ	11/12/1996 W 4-3 at SJ	11/9/2001 W 3-2 SJ	2/17/2012 W 3-2 SJ	12/7/2017 OT 4-5* at SJ
2/4/1992 L 5-6 at SJ	2/28/1997 L 2-3 SJ	2/10/2002 L 0-4 at SJ	12/6/2013 W 5-3 SJ	2/4/2018 L 1-3 SJ
3/21/1992 L 4-5 SJ	3/2/1998 W 3-1 at SJ	2/5/2003 L 2-6 at SJ	3/4/2014 W 3-2* at SJ	10/26/2018 W 4-3** SJ
12/3/1992 W 7-5 at SJ	3/14/1998 L 1-2 SJ	10/28/2003 W 3-0 SJ	11/16/2014 L 0-2 SJ	12/5/2018 L 1-5 at SJ
1/21/1993 W 4-2 SJ	11/12/1998 L 0-3 at SJ	12/10/2005 L 3-4 at SJ	2/7/2015 W 5-4 at SJ	10/16/2019 L 2-5 at SJ
11/20/1993 L 2-3 SJ	11/25/1998 W 3-0 SJ	3/24/2007 W 6-4 SJ	10/24/2015 L 2-5 at SJ	12/5/2019 W 3-2** SJ
1/15/1994 L 2-8 at SJ	3/4/2000 W 5-2 at SJ	2/5/2009 W 4-3** at SJ	2/19/2016 W 5-2 SJ	
11/7/1995 W 7-3 SJ	10/24/2000 L 2-3 SJ	11/1/2009 L 1-5 SJ	11/15/2016 W 1-0 SJ	
1/30/1996 L 2-8 at SJ	11/4/2000 L 1-4 at SJ	10/19/2010 W 5-2 at SJ	12/10/2016 L 3-4 at SJ	



ST. LOUIS BLUES

2020-21 SCHEDULE

No games scheduled

HURRICANES vs. ST. LOUIS

ALL-TIME: GP: 83 30-43-5-5 GF: 237 GA: 269
 at home: GP: 41 17-20-2-2 GF: 119 GA: 119
 on road: GP: 42 13-23-3-3 GF: 118 GA: 150
 in overtime: GP: 11 1-6-4

Chairman/Governor..... Tom Stillman
 President of hockey operations/General manager..... Doug Armstrong
 Head coach..... Craig Berube
 Assistant coaches..... Mike Van Ryn, Steve Ott, Jim Montgomery
 Goaltending coach..... David Alexander
 Vice president of media & brand communications..... Mike Caruso
 Director, media content..... Dan O'Neill
 General office..... 314/622-2500

Inaugural season..... 1967-68
 Stanley Cup titles..... 1 (2019)
 Home ice..... Enterprise Center (1995)
 Building capacity..... 18,096
 2019-20 record..... 42-19-10
 AHL affiliate..... Springfield Thunderbirds

SERIES RECORDS

Winning streak..... 3..... 3/19/1986-12/10/1986
 Losing streak..... 7..... 12/1/1992-3/9/1996
 Unbeaten streak..... 4..... 3/19/1988-3/25/1989
 Goals scored..... 7 (2x)..... Last: 2/4/1984 (W, 7-3)
 Goals allowed..... 8 (3x)..... Last: 12/1/1992 (L, 8-4)
 Goals, both teams..... 14..... 10/9/1980 (L, 8-6)

LAST TRANSACTION

9/24/2019 CAR acquired Joel Edmundson, Dominik Bokk and a seventh-round pick in the 2021 NHL Draft from STL in exchange for Justin Faulk and a fifth-round pick in the 2020 NHL Draft (STL traded the pick to MIN, 146th overall – Pavel Novak).

2019-20 SERIES RECAP

BLUES WIN SEASON SERIES: 1-0-0 (HURRICANES: 0-1-0)

At CAROLINA HURRICANES Attend Goaltenders Winning Goal
 None

SERIES STATISTICS

HURRICANES SPECIALTY TEAMS BLUES SPECIALTY TEAMS
 Power Play..... 1-4..... 25.0% Power Play..... 2-4..... 50.0%
 Penalty Killing..... 2-4..... 50.0% Penalty Killing..... 3-4..... 75.0%

GOALTENDING

HURRICANES GP Min W-L-OT SO GA SA SV GAA SV%
 Petr Mrazek 1 60 0-1-0 0 6 26 20 6.01 .769

At ST. LOUIS BLUES Attend Goaltenders Winning Goal
 04 Feb '20 Hurricanes 3 Blues 6 18,096 Mrazek vs. Binnington Brayden Schenn

HURRICANES LEADING SCORERS BLUES LEADING SCORERS
 GP G A P +/- PIM
 Nine players tied with one point
 Brayden Schenn 1 2 1 3 1 2
 Ryan O'Reilly 1 0 3 3 1 0

BLUES GP Min W-L-OT SO GA SA SV GAA SV%
 Jordan Binnington 1 60 1-0-0 0 3 28 25 3.01 .893

ALL-TIME SEASON SERIES RECORDS

YEAR	OVERALL	HOME	ROAD	YEAR	OVERALL	HOME	ROAD	YEAR	OVERALL	HOME	ROAD
1979-80	2-2-0	1-1-0	1-1-0	1993-94	0-3-0	0-2-0	0-1-0	2008-09	2-0-0	1-0-0	1-0-0
1980-81	0-3-1	0-1-1	0-2-0	1994-95	Did Not Play Western Conf. Teams			2009-10	0-1-0	0-1-0	0-0-0
1981-82	2-1-0	1-0-0	1-1-0	1995-96	0-2-0	0-1-0	0-1-0	2010-11	1-0-0	0-0-0	1-0-0
1982-83	1-2-0	1-1-0	0-1-0	1996-97	1-1-0	1-0-0	0-1-0	2011-12	1-0-1	1-0-0	0-0-1
1983-84	2-1-0	1-0-0	1-1-0	1997-98	1-1-0	1-0-0	0-1-0	2012-13	Did Not Play Western Conf. Teams		
1984-85	2-1-0	1-1-0	1-0-0	1998-99	0-1-0	0-0-0	0-1-0	2013-14	1-1-0	1-0-0	0-1-0
1985-86	1-1-1	0-1-0	1-0-1	1999-00	1-1-0-0	0-1-0-0	1-0-0-0	2014-15	0-0-2	0-0-1	0-0-1
1986-87	2-1-0	2-0-0	0-1-0	2000-01	0-1-1-0	0-1-0-0	0-0-1-0	2015-16	1-1-0	0-1-0	1-0-0
1987-88	1-2-0	0-1-0	1-1-0	2001-02	0-1-0-0	0-0-0-0	0-1-0-0	2016-17	1-0-1	0-0-1	1-0-0
1988-89	1-0-2	1-0-1	0-0-1	2002-03	0-1-0-1	0-1-0-0	0-0-0-1	2017-18	0-2-0	0-1-0	0-1-0
1989-90	1-2-0	0-1-0	1-1-0	2003-04	1-0-0-0	1-0-0-0	0-0-0-0	2018-19	1-1-0	1-0-0	0-1-0
1990-91	0-3-0	0-2-0	0-1-0	2005-06	1-0-0	1-0-0	0-0-0	2019-20	0-1-0	0-0-0	0-1-0
1991-92	1-2-0	0-1-0	1-1-0	2006-07	Did Not Play Central Div.. Teams						
1992-93	1-2-0	1-1-0	0-1-0	2007-08	0-1-0	0-0-0	0-1-0				

ALL-TIME SEASON GAME RESULTS (*Overtime **Shootout)

12/29/1979 L 0-3 at STL	2/24/1985 L 2-3 STL	1/25/1990 L 2-3 at STL	10/13/1997 L 1-3 at STL	10/21/2011 OT 2-3* at STL
2/29/1980 W 3-0 STL	3/16/1985 W 5-0 at STL	11/3/1990 L 1-4 STL	10/22/1997 W 4-3 STL	3/15/2012 W 2-0 STL
3/1/1980 W 6-3 at STL	3/20/1985 W 3-2 STL	1/31/1991 L 3-4* at STL	3/22/1999 L 2-5 at STL	11/16/2013 L 2-4 at STL
3/24/1980 L 5-7 STL	2/11/1986 T 4-4* at STL	3/5/1991 L 1-4 STL	12/7/1999 W 4-2 at STL	1/31/2014 W 3-1 STL
10/9/1980 L 6-8 at STL	2/23/1986 L 2-8 STL	11/9/1991 W 4-3 at STL	3/22/2000 L 1-2 STL	1/10/2015 OT 4-5** at STL
11/5/1980 L 1-6 at STL	3/19/1986 W 5-2 at STL	2/25/1992 L 2-5 STL	10/29/2000 L 1-4 STL	1/30/2015 OT 2-3** STL
1/12/1981 L 2-5 STL	11/21/1986 W 4-0 STL	3/26/1992 L 2-7 at STL	4/3/2001 T 2-2* at STL	1/14/2016 W 4-1 at STL
1/21/1981 T 6-6 STL	12/10/1986 W 6-2 STL	11/18/1992 W 5-2 STL	11/1/2001 L 3-4 at STL	2/28/2016 L 2-5 STL
12/9/1981 W 5-1 STL	1/7/1987 L 3-6 at STL	12/1/1992 L 4-8 at STL	10/15/2002 OT 1-2* at STL	1/5/2017 W 4-2 at STL
12/29/1981 L 1-6 at STL	12/17/1987 L 0-2 STL	2/8/1993 L 1-3 STL	1/20/2003 L 3-5 STL	4/8/2017 OT 4-5** STL
2/6/1982 W 4-2 at STL	1/14/1988 L 2-3 at STL	10/28/1993 L 1-2 at STL	1/6/2004 W 2-0 STL	10/27/2017 L 1-2 STL
11/13/1982 W 5-2 STL	3/19/1988 W 5-3 at STL	11/1/1993 L 2-4 STL	1/15/2006 W 4-2 STL	12/30/2017 L 2-3 at STL
12/18/1982 L 4-7 at STL	12/15/1988 T 3-3* at STL	1/6/1994 L 1-2 STL	1/5/2008 L 0-1 at STL	11/6/2018 L 1-4 at STL
3/22/1983 L 1-4 STL	1/25/1989 T 3-3* STL	10/25/1995 L 2-4 STL	10/30/2008 W 1-0 at STL	3/1/2019 W 5-2 STL
12/3/1983 W 7-2 STL	3/25/1989 W 4-0 STL	3/9/1996 L 3-6 at STL	1/2/2009 W 2-1 STL	2/4/2020 L 3-6 at STL
2/4/1984 W 7-3 at STL	11/1/1989 L 3-5 STL	12/17/1996 W 5-3 STL	10/28/2009 L 2-5 STL	
3/13/1984 L 0-2 at STL	11/30/1989 W 5-3 at STL	3/20/1997 L 1-4 at STL	12/11/2010 W 2-1** at STL	



TAMPA BAY LIGHTNING

2020-21 SCHEDULE

1/26/2021 at CAR	3/27/2021 at CAR
1/28/2021 at CAR	3/28/2021 at CAR
2/22/2021 at TB	4/19/2021 at TB
2/25/2021 at TB	4/20/2021 at TB

HURRICANES vs. TAMPA BAY

ALL-TIME:	GP: 127	54-53-10-10 GF: 353 GA: 386
at home:	GP: 65	33-22-7-3 GF: 185 GA: 193
on road:	GP: 62	21-31-3-7 GF: 168 GA: 193
in overtime:	GP: 31	11-10-10		

Owner/Governor/Chairman Jeff Vinik
Vice president/General manager/Alternate governor Julien BriseBois
Head coach Jon Cooper
Assistant coaches Jeff Halpern, Derek Lalonde, Rob Zettler
Goaltending coach Frantz Jean
Executive vice president of communications Bill Wickett
Senior director of broadcasting, programming and communications Brian Breseman
Senior manager of communications Trevor van Knotsenburg
General office 813/301-6500

Inaugural season 1992-93
Stanley Cup titles 2 (2004, 2020)
Home ice AMALIE Arena (1996)
Building capacity 19,092
2019-20 record 43-21-6
AHL affiliate Syracuse Crunch

2019-20 SERIES RECAP

HURRICANES WIN SEASON SERIES: 2-1-0 (LIGHTNING: 1-1-1)

At CAROLINA HURRICANES	Attend	Goaltenders	Winning Goal
05 Jan '20 Hurricanes 1 Lightning 3	18,015	Mrazek vs. Vasilevskiy	Steven Stamkos
06 Oct '19 *Hurricanes 4 Lightning 3	14,125	Mrazek vs. McElhinney	Jacob Slavin

SERIES STATISTICS

HURRICANES SPECIALTY TEAMS	LIGHTNING SPECIALTY TEAMS
Power Play.....3-13.....23.1%	Power Play.....2-12.....16.7%
Penalty Killing.....10-12.....83.3%	Penalty Killing.....10-13.....76.9%

GOALTENDING

HURRICANES	GP	Min	W-L-OT	SO	GA	SA	SV	GAA	SV%
James Reimer	1	60	1-0-0	0	2	38	36	2.01	.947
Petr Mrazek	2	119	1-1-0	0	6	39	33	3.03	.846

At TAMPA BAY LIGHTNING	Attend	Goaltenders	Winning Goal
30 Nov '19 Hurricanes 3 Lightning 2	19,092	Reimer vs. McElhinney	Jacob Slavin

HURRICANES LEADING SCORERS

	GP	G	A	P	+/-	PIM
Jacob Slavin	3	2	2	4	-1	0
Dougie Hamilton	3	1	3	4	-2	2
Andrei Svechnikov	3	1	3	4	0	0

LIGHTNING LEADING SCORERS

	GP	G	A	P	+/-	PIM
Steven Stamkos	3	2	1	3	1	4
Nikita Kucherov	3	0	3	3	1	0

LIGHTNING	GP	Min	W-L-OT	SO	GA	SA	SV	GAA	SV%
Andrei Vasilevskiy	1	60	1-0-0	0	1	29	28	1.00	.966
Curtis McElhinney	2	119	0-1-1	0	7	68	61	3.51	.897

ALL-TIME SEASON SERIES RECORDS

YEAR	OVERALL	HOME	ROAD	YEAR	OVERALL	HOME	ROAD	YEAR	OVERALL	HOME	ROAD
1992-93	2-0-0	1-0-0	1-0-0	2001-02	3-2-0-0	1-1-0-0	2-1-0-0	2011-12	3-2-1	1-1-1	2-1-0
1993-94	2-2-0	2-0-0	0-2-0	2002-03	0-2-2-1	0-0-2-1	0-2-0-0	2012-13	1-4-0	0-3-0	1-1-0
1994-95	1-3-0	1-1-0	0-2-0	2003-04	1-3-2-0	0-1-2-0	1-2-0-0	2013-14	0-2-1	0-2-0	0-0-1
1995-96	1-2-1	1-1-0	0-1-1	2005-06	3-3-2	3-1-0	0-2-2	2014-15	1-2-0	1-0-0	0-2-0
1996-97	4-0-0	2-0-0	2-0-0	2006-07	3-4-1	1-2-1	2-2-0	2015-16	0-2-1	0-2-0	0-0-1
1997-98	2-1-1	1-0-1	1-1-0	2007-08	4-4-0	3-1-0	1-3-0	2016-17	1-1-1	1-0-0	0-1-1
1998-99	2-0-3	1-0-2	1-0-1	2008-09	6-0-0	3-0-0	3-0-0	2017-18	1-2-0	1-1-0	0-1-0
1999-00	3-1-1-0	2-0-0-0	1-1-1-0	2009-10	3-2-1	2-1-0	1-1-1	2018-19	0-3-0	0-1-0	0-2-0
2000-01	3-2-0-0	3-0-0-0	0-2-0-0	2010-11	2-3-1	1-2-0	1-1-1	2019-20	2-1-0	1-1-0	1-0-0

ALL-TIME SEASON GAME RESULTS (*Overtime **Shootout)

12/23/1992 W 3-1 TB	4/16/1999 T 2-2* at TB	3/13/2004 W 5-1 at TB	11/16/2008 W 3-2** TB	4/4/2013 L 0-5 TB
3/16/1993 W 4-3* at TB	11/13/1999 W 4-2 TB	10/5/2005 L 2-5 at TB	1/3/2009 W 3-2 at TB	4/21/2013 W 3-2 at TB
11/24/1993 L 1-4 at TB	11/26/1999 T 3-3* at TB	11/20/2005 L 2-5 TB	1/29/2009 W 3-2 TB	11/1/2013 L 0-3 TB
3/5/1994 L 2-4 at TB	12/10/1999 L 2-3 at TB	12/20/2005 W 6-4 TB	2/20/2009 W 4-1 TB	12/21/2013 OT 2-3* at TB
3/9/1994 W 4-1 TB	2/12/2000 W 5-2 at TB	12/26/2005 OT 4-5* at TB	3/7/2009 W 9-3 at TB	1/19/2014 L 3-5 TB
4/10/1994 W 6-4 TB	2/19/2000 W 4-2 TB	2/9/2006 L 3-5 at TB	10/6/2009 W 2-1** TB	12/11/2014 L 1-2 at TB
2/10/1995 L 3-4 at TB	10/31/2000 W 6-5* TB	3/27/2006 W 2-1 TB	10/10/2009 L 2-5 at TB	12/27/2014 L 1-2 at TB
3/4/1995 W 3-2* TB	12/26/2000 L 2-3 at TB	4/14/2006 W 5-4** TB	11/21/2009 W 3-1 TB	1/27/2015 W 4-2 TB
3/31/1995 L 0-2 at TB	1/3/2001 W 3-2 TB	4/15/2006 OT 2-3* at TB	1/18/2010 L 2-3 TB	11/1/2015 L 3-4 TB
4/9/1995 L 0-3 TB	1/29/2001 W 5-2 TB	10/16/2006 W 5-1 at TB	3/23/2010 OT 2-3* at TB	2/21/2016 L 2-4 TB
11/29/1995 T 2-2* at TB	3/8/2001 L 1-0 at TB	10/26/2006 L 1-5 at TB	4/6/2010 W 8-5 at TB	3/5/2016 OT 3-4* at TB
12/13/1995 L 2-3 TB	11/17/2001 L 0-2 at TB	10/28/2006 W 6-4 TB	12/20/2010 L 1-5 at TB	12/4/2016 W 1-0* TB
3/18/1996 W 6-3 TB	11/25/2001 L 0-4 TB	12/16/2006 W 3-2 at TB	1/15/2011 W 6-4 TB	12/31/2016 L 1-3 at TB
4/3/1996 L 2-4 at TB	12/27/2001 W 3-2 at TB	1/20/2007 OT 5-6** TB	2/12/2011 OT 3-4* at TB	3/1/2017 OT 3-4* at TB
11/30/1996 W 6-3 at TB	1/30/2002 W 3-1 at TB	2/1/2007 L 0-4 TB	3/25/2011 W 4-3 at TB	10/24/2017 L 1-5 TB
12/21/1996 W 6-5* TB	4/10/2002 W 4-2 TB	3/30/2007 L 2-4 TB	3/26/2011 L 2-4 TB	1/9/2018 L 4-5 at TB
3/27/1997 W 5-2 at TB	10/12/2002 L 1-5 at TB	4/3/2007 L 2-3 at TB	4/9/2011 L 2-6 TB	4/7/2018 W 3-2* TB
4/13/1997 W 2-1 TB	11/17/2002 OT 1-2* TB	11/8/2007 L 1-5 TB	10/7/2011 L 1-5 TB	10/16/2018 L 2-4 at TB
10/1/1997 L 2-4 at TB	12/18/2002 T 1-1* TB	11/14/2007 L 1-6 at TB	11/1/2011 W 4-2 TB	1/10/2019 L 1-3 at TB
11/28/1997 W 2-0 TB	1/30/2003 L 1-3 at TB	11/23/2007 W 4-3 TB	12/31/2011 L 2-5 at TB	3/21/2019 L 3-6 TB
1/28/1998 W 3-2 at TB	2/21/2003 T 2-2* TB	12/6/2007 L 1-2 at TB	1/12/2012 W 5-2 at TB	10/6/2019 W 4-3* TB
2/4/1998 T 3-3* TB	11/1/2003 L 3-4 at TB	12/22/2007 W 4-1 at TB	3/3/2012 OT 3-4* TB	11/30/2019 W 3-2 at TB
10/10/1998 T 4-4* TB	11/9/2003 T 1-1* TB	3/1/2008 W 5-1 TB	3/10/2012 W 4-2 at TB	1/5/2020 L 1-3 TB
12/30/1998 W 4-3 TB	11/23/2003 T 0-0* TB	3/29/2008 L 1-2 at TB	1/22/2013 L 1-4 TB	
2/20/1999 W 3-2 at TB	1/15/2004 L 4-5 at TB	4/2/2008 W 6-2 TB	2/23/2013 L 2-5 TB	
3/28/1999 T 3-3* TB	3/10/2004 L 2-4 TB	10/11/2008 W 4-3* at TB	3/16/2013 L 1-4 at TB	



TORONTO MAPLE LEAFS

2020-21 SCHEDULE

No games scheduled

HURRICANES vs. TORONTO

ALL-TIME: GP: 124 66-42-11-5 GF: 436 GA: 388
 at home: GP: 61 32-20-6-3 GF: 221 GA: 190
 on road: GP: 62 34-22-5-2 GF: 135 GA: 198
 in overtime: GP: 22 7-6-9

Chairman of the board, MLSE Larry Tanenbaum
 General manager Kyle Dubas
 Head coach Sheldon Keefe
 Assistant coaches Dave Hakstol, Paul MacLean, Manny Malhotra
 Goaltending coach Steve Briere
 Director, media relations Steve Keogh
 Senior manager, media relations Scott McNaughton
 Coordinators, media relations Chris Lund, Colin McBride
 General office 416/815-5700

Inaugural season 1917-18
 Stanley Cup titles 13 (1918, 1922, 1932, 1942, 1945, 1947-49, 1951, 1962-64, 1967)
 Home ice Scotiabank Arena (1999)
 Building capacity 18,819
 2019-20 record 36-25-9
 AHL affiliate Toronto Marlies

2019-20 SERIES RECAP

SEASON SERIES TIED: 1-1-0

At CAROLINA HURRICANES Attend Goaltenders Winning Goal
 None

At TORONTO MAPLE LEAFS Attend Goaltenders Winning Goal
 22 Feb '20 Hurricanes 6 Leafs 3 19,414 Reimer/Mrazek/Ayres Teuvo Teravainen
 vs. Andersen
 23 Dec '19 Hurricanes 6 Leafs 8 19,176 Reimer/Mrazek Mitchell Marner
 vs. Andersen

SERIES STATISTICS

HURRICANES SPECIALTY TEAMS MAPLE LEAFS SPECIALTY TEAMS
 Power Play 3-7 42.9% Power Play 2-8 25.0%
 Penalty Killing 6-8 75.0% Penalty Killing 4-7 57.1%

GOALTENDING

HURRICANES	GP	Min	W-L-OT	SO	GA	SA	SV	GAA	SV%
David Ayres	1	29	1-0-0	0	2	10	8	4.18	.800
Petr Mrazek	2	79	0-1-0	0	5	46	41	3.78	.891
James Reimer	2	11	0-0-0	0	3	8	5	15.88	.625

HURRICANES LEADING SCORER

	GP	G	A	P	+/-	PIM
Martin Necas	2	3	3	6	3	0

MAPLE LEAFS LEADING SCORER

	GP	G	A	P	+/-	PIM
Mitchell Marner	2	2	3	5	2	2

MAPLE LEAFS	GP	Min	W-L-OT	SO	GA	SA	SV	GAA	SV%
Frederik Andersen	2	120	1-1-0	0	12	87	75	6.02	.862

ALL-TIME SEASON SERIES RECORDS

YEAR	OVERALL	HOME	ROAD	YEAR	OVERALL	HOME	ROAD	YEAR	OVERALL	HOME	ROAD	YEAR	OVERALL	HOME	ROAD
1979-80	2-2-0	1-1-0	1-1-0	1989-90	1-1-1	1-1-0	0-0-1	1999-00	1-1-2-0	0-1-1-0	1-0-1-0	2010-11	2-2-0	1-1-0	1-1-0
1980-81	1-1-2	0-0-2	1-1-0	1990-91	1-0-2	0-0-1	1-0-1	2000-01	1-2-0-0	1-1-0-0	0-1-0-0	2011-12	3-0-1	2-0-0	1-0-1
1981-82	3-0-0	2-0-0	1-0-0	1991-92	1-1-0	0-1-0	1-0-0	2001-02	2-2-0-0	1-1-0-0	1-1-0-0	2012-13	2-1-0	1-0-0	1-1-0
1982-83	1-2-0	1-0-0	0-2-0	1992-93	0-2-0	0-1-0	0-1-0	2002-03	0-3-1-0	0-1-1-0	0-2-0-0	2013-14	2-1-0	1-0-0	1-1-0
1983-84	2-1-0	1-1-0	1-0-0	1993-94	0-1-1	0-0-1	0-1-0	2003-04	2-1-0-1	0-1-0-1	2-0-0-0	2014-15	3-0-0	2-0-0	1-0-0
1984-85	2-1-0	0-1-0	2-0-0	1994-95	Did Not Play Western Conf. Teams			2005-06	2-1-1	2-0-0	0-1-1	2015-16	1-1-1	0-0-1	1-1-0
1985-86	3-0-0	2-0-0	1-0-0	1995-96	2-0-0	1-0-0	1-0-0	2006-07	1-3-0	0-2-0	1-1-0	2016-17	1-1-1	0-1-1	1-0-0
1986-87	2-1-0	1-0-0	1-1-0	1996-97	1-0-1	1-0-0	0-0-1	2007-08	3-1-0	2-0-0	1-1-0	2017-18	1-2-0	0-1-0	1-1-0
1987-88	3-0-0	2-0-0	1-0-0	1997-98	1-1-0	1-0-0	0-1-0	2008-09	3-1-0	1-1-0	2-0-0	2018-19	2-1-0	1-1-0	1-0-0
1988-89	2-1-0	1-0-0	1-1-0	1998-99	2-1-1	1-1-0	1-0-1	2009-10	3-1-0	1-1-0	2-0-0	2019-20	1-1-0	0-0-0	1-1-0

ALL-TIME SEASON GAME RESULTS (*Overtime **Shootout)

10/31/1979 W 4-2 at TOR	1/24/1987 W 3-0 at TOR	1/18/1999 W 4-2 TOR	11/25/2005 W 4-3** TOR	3/27/2012 W 3-0 at TOR
11/2/1979 W 5-3 TOR	11/28/1987 W 4-2 at TOR	2/10/1999 W 6-5 at TOR	3/21/2006 L 2-3 at TOR	2/4/2013 W 4-1 at TOR
2/16/1980 L 3-5 at TOR	12/30/1987 W 3-1 TOR	2/24/1999 T 2-2* at TOR	12/15/2006 L 3-4 TOR	2/14/2013 W 3-1 TOR
4/1/1980 L 4-5 TOR	2/7/1988 W 4-2 TOR	3/26/1999 L 2-7 TOR	1/9/2007 W 4-1 at TOR	3/28/2013 L 3-6 at TOR
12/23/1980 W 7-2 at TOR	1/16/1989 L 3-5 at TOR	10/20/1999 T 3-3* at TOR	1/30/2007 L 1-4 TOR	10/17/2013 W 3-2 at TOR
1/24/1981 L 4-7 at TOR	2/15/1989 W 4-2 at TOR	11/3/1999 L 0-6 TOR	3/27/2007 L 1-6 at TOR	12/29/2013 L 2-5 at TOR
1/30/1981 T 5-5 TOR	3/5/1989 W 3-0 TOR	12/2/1999 T 2-2* TOR	10/9/2007 W 7-1 at TOR	1/9/2014 W 6-1 TOR
3/22/1981 T 3-3 TOR	2/10/1990 W 6-2 TOR	2/14/2000 W 5-2 at TOR	12/18/2007 W 3-2* TOR	12/18/2014 W 4-1 TOR
11/18/1981 W 8-5 TOR	2/14/1990 T 6-6* at TOR	11/8/2000 L 0-5 at TOR	1/15/2008 L 4-5 at TOR	1/19/2015 W 4-1 at TOR
12/2/1981 W 5-3 at TOR	3/8/1990 L 6-7 TOR	11/10/2000 W 3-1 TOR	1/31/2008 W 3-2* TOR	2/20/2015 W 2-1 TOR
12/27/1981 W 7-3 TOR	10/17/1990 W 3-1 at TOR	1/31/2001 L 3-4 TOR	11/2/2008 W 6-4 TOR	11/20/2015 OT 1-2** TOR
1/1/1983 L 5-7 at TOR	1/12/1991 T 2-2* at TOR	10/11/2001 L 2-3 TOR	11/4/2008 W 5-4* at TOR	1/21/2016 W 1-0* at TOR
2/2/1983 L 1-7 at TOR	3/3/1991 T 4-4* TOR	11/27/2001 W 5-2 at TOR	1/15/2009 L 4-6 TOR	2/25/2016 L 1-3 at TOR
2/13/1983 W 5-3 TOR	11/17/1991 W 3-1 at TOR	12/26/2001 W 4-3 TOR	1/19/2009 W 2-0 at TOR	11/22/2016 W 2-1 at TOR
12/8/1983 L 6-8 TOR	12/4/1991 L 0-3 TOR	2/26/2002 L 1-4 at TOR	11/6/2009 L 2-3 TOR	2/19/2017 L 0-4 TOR
2/18/1984 W 8-2 at TOR	3/10/1993 L 3-5 at TOR	11/29/2002 L 2-3 TOR	11/19/2009 W 6-5** TOR	3/11/2017 OT 2-3* TOR
3/15/1984 W 5-3 TOR	4/11/1993 L 2-4 TOR	2/18/2003 L 3-4 at TOR	1/12/2010 W 4-2 at TOR	10/26/2017 W 6-3 at TOR
10/17/1984 W 5-3 at TOR	10/19/1993 L 2-7 at TOR	3/1/2003 L 1-4 at TOR	3/2/2010 W 5-1 at TOR	11/24/17 L 4-5 TOR
1/7/1985 W 7-4 at TOR	1/19/1994 T 3-3* TOR	3/25/2003 T 3-3* TOR	12/28/2010 W 4-3 at TOR	12/19/17 L 1-8 at TOR
2/17/1985 L 4-5* TOR	11/24/1995 W 4-0 at TOR	11/2/2003 L 1-2 TOR	1/24/2011 W 6-4 TOR	11/21/2018 W 5-2 TOR
12/28/1985 W 6-3 at TOR	3/8/1996 W 7-4 TOR	1/27/2004 W 2-0 at TOR	2/3/2011 L 0-3 at TOR	12/11/2018 L 1-4 TOR
1/23/1986 W 4-1 TOR	1/20/1997 W 3-1 TOR	2/19/2004 OT 1-2* TOR	3/16/2011 L 1-3 TOR	4/2/2019 W 4-1 at TOR
4/5/1986 W 7-1 TOR	3/8/1997 T 1-1* at TOR	2/23/2004 W 2-1 at TOR	11/20/2011 W 3-2 TOR	12/23/2019 L 6-8 at TOR
10/30/1986 L 2-6 at TOR	4/9/1998 W 5-2 TOR	10/20/2005 OT 4-5* at TOR	12/13/2011 OT 1-2* at TOR	2/22/2020 W 6-3 at TOR
1/4/1987 W 8-3 TOR	4/11/1998 L 1-5 at TOR	11/3/2005 W 4-3 TOR	12/29/2011 W 4-3* TOR	



VANCOUVER CANUCKS

2020-21 SCHEDULE

No games scheduled

HURRICANES vs. VANCOUVER

ALL-TIME: GP: 79 30-33-11-5 GF: 229 GA: 266
at home: GP: 39 19-14-5-1 GF: 130 GA: 129
on road: GP: 40 11-19-6-4 GF: 99 GA: 137
in overtime: GP: 16 1-9-6

Chairman/Governor.....Francesco Aquilini
General manager.....Jim Benning
Head coach.....Travis Green
Assistant coaches.....Nolan Baumgartner, Newell Brown, Jason King
Goaltending coach.....Ian Clark
Vice president, communications, fan & community engagement.....Chris Brumwell
Director, communications.....Ben Brown
General office.....604/899-4600

Inaugural season.....1970-71
Stanley Cup titles.....None
Home ice.....Rogers Arena (1995)
Building capacity.....18,870
2019-20 record.....36-27-6
AHL affiliate.....Utica Comets

SERIES RECORDS

Winning streak.....4.....11/29/1985-11/12/1986
Losing streak.....7.....Last: 12/1/2013-10/16/2016
Unbeaten streak.....9.....11/29/1985-1/29/1988
Goals scored.....8.....12/13/2016 (W, 8-6)
Goals allowed.....8 (2x).....Last: 1/16/1993 (L, 8-3)
Goals, both teams.....14.....12/13/2016 (W, 8-6)

LAST TRANSACTION

9/29/2013 CAR acquired Eddie Lack in exchange for CAR's third-round pick in 2015 (66th overall – Guillaume Brisebois) and a seventh-round pick in 2016 (194th overall – Brett McKenzie).

2019-20 SERIES RECAP

SEASON SERIES TIED: 1-0-1

At CAROLINA HURRICANES
02 Feb '20 **Hurricanes 4 Canucks 3
Attend 15,767
Goaltenders Reimer vs. Demko
Winning Goal (Justin Williams)

At VANCOUVER CANUCKS
12 Dec '19 *Hurricanes 0 Canucks 1
Attend 18,626
Goaltenders Mrazek vs. Markstrom
Winning Goal Elias Pettersson

SERIES STATISTICS

HURRICANES SPECIALTY TEAMS
Power Play.....0-5.....0.0%
Penalty Killing.....9-9.....100.0%
CANUCKS SPECIALTY TEAMS
Power Play.....0-9.....0.0%
Penalty Killing.....5-5.....100.0%

HURRICANES LEADING SCORER
GP G A P +/- PIM
Warren Foegele 2 0 2 2 2 0
CANUCKS LEADING SCORER
GP G A P +/- PIM
Elias Pettersson 2 3 0 3 2 0

GOALTENDING

HURRICANES
GP Min W-L-OT SO GA SA SV GAA SV%
James Reimer 1 65 1-0-0 0 3 35 32 2.77 .914
Petr Mrazek 1 60 0-0-1 0 1 26 25 1.00 .962

CANUCKS
GP Min W-L-OT SO GA SA SV GAA SV%
Jacob Markstrom 1 61 1-0-0 1 0 43 43 0.00 1.000
Thatcher Demko 1 65 0-0-1 0 3 32 29 2.77 .906

ALL-TIME SEASON SERIES RECORDS

YEAR	OVERALL	HOME	ROAD	YEAR	OVERALL	HOME	ROAD	YEAR	OVERALL	HOME	ROAD
1979-80	1-1-2	1-0-1	0-1-1	1993-94	1-1-0	0-1-0	1-0-0	2008-09	0-1-0	0-0-0	0-1-0
1980-81	1-1-2	1-0-1	0-1-1	1994-95	Did Not Play Western Conf. Teams			2009-10	1-0-0	1-0-0	0-0-0
1981-82	0-2-1	0-1-0	0-1-1	1995-96	2-0-0	1-0-0	1-0-0	2010-11	0-1-0	0-0-0	0-1-0
1982-83	1-2-0	1-1-0	0-1-0	1996-97	0-2-0	0-1-0	0-1-0	2011-12	1-0-0	1-0-0	0-0-0
1983-84	0-3-0	0-1-0	0-2-0	1997-98	1-1-0	1-0-0	0-1-0	2012-13	Did Not Play Western Conf. Teams		
1984-85	1-2-0	1-1-0	0-1-0	1998-99	1-1-0	1-0-0	0-1-0	2013-14	0-2-0	0-1-0	0-1-0
1985-86	3-0-0	1-0-0	2-0-0	1999-00	1-0-1-0	0-0-1-0	1-0-0-0	2014-15	0-2-0	0-1-0	0-1-0
1986-87	2-0-1	1-0-1	1-0-0	2000-01	Did Not Play			2015-16	0-1-1	0-0-1	0-1-0
1987-88	1-0-2	0-0-1	1-0-1	2001-02	0-2-0-0	0-1-0-0	0-1-0-0	2016-17	1-0-1	1-0-0	0-0-1
1988-89	1-1-1	1-1-0	0-0-1	2002-03	0-1-0-0	0-1-0-0	0-0-0-0	2017-18	1-1-0	1-0-0	0-1-0
1989-90	2-1-0	0-1-0	2-0-0	2003-04	0-0-0-1	0-0-0-0	0-0-0-1	2018-19	2-0-0	1-0-0	1-0-0
1990-91	2-1-0	1-1-0	1-0-0	2005-06	Did Not Play Northwest Div. Teams			2019-20	1-0-1	1-0-0	0-0-1
1991-92	0-2-1	0-1-0	0-1-1	2006-07	0-0-1	0-0-0	0-0-1				
1992-93	1-1-0	1-0-0	0-1-0	2007-08	1-0-0	1-0-0	0-0-0				

ALL-TIME SEASON GAME RESULTS (*Overtime **Shootout)

12/11/1979 L 3-5 at VAN	1/15/1984 L 0-5 at VAN	1/10/1990 W 3-1 at VAN	1/10/1997 L 3-5 at VAN	12/15/2011 W 4-3 VAN
2/12/1980 T 5-5 VAN	10/20/1984 W 3-2 VAN	2/9/1990 L 1-4 VAN	11/3/1997 W 5-3 VAN	12/1/2013 L 2-3 VAN
3/13/1980 W 3-1 VAN	2/1/1985 L 3-4* at VAN	3/13/1990 W 1-0 at VAN	11/16/1997 L 1-4 at VAN	12/9/2013 L 0-2 at VAN
3/28/1980 T 4-4 at VAN	3/3/1985 L 6-7* VAN	10/27/1990 L 2-4 VAN	10/20/1998 W 3-1 VAN	10/28/2014 L 1-4 at VAN
11/1/1980 T 4-4 VAN	11/29/1985 W 5-4 at VAN	1/2/1991 W 5-2 VAN	2/26/1999 L 0-1 at VAN	1/16/2015 L 0-3 VAN
11/22/1980 W 4-3 VAN	1/10/1986 W 4-3 at VAN	1/10/1991 W 5-4 at VAN	10/15/1999 W 4-1 at VAN	1/6/2016 L 2-3 at VAN
12/3/1980 T 4-4 at VAN	2/18/1986 W 5-4 VAN	2/1/1992 T 4-4* at VAN	11/24/1999 T 1-1* VAN	1/15/2016 OT 2-3* VAN
3/1/1981 L 0-3 at VAN	11/12/1986 W 4-3 at VAN	3/7/1992 L 1-5 VAN	1/12/2002 L 1-7 at VAN	10/28/2016 OT 3-4* at VAN
10/23/1981 T 2-2 at VAN	12/13/1986 T 2-2* VAN	3/18/1992 L 2-3 at VAN	1/21/2002 L 5-7 VAN	12/13/2016 W 8-6 VAN
11/4/1981 L 1-4 VAN	3/29/1987 W 7-4 VAN	1/16/1993 L 3-8 at VAN	11/27/2002 L 2-3 VAN	12/5/2017 L 0-3 at VAN
2/20/1982 L 2-4 at VAN	12/15/1987 T 2-2* VAN	3/6/1993 W 5-1 VAN	12/14/2003 OT 1-2* at VAN	2/9/2018 W 4-1 VAN
10/16/1982 W 6-5 VAN	12/20/1987 T 3-3* at VAN	12/8/1993 L 1-4 VAN	12/8/2006 OT 3-4* at VAN	10/9/2018 W 5-3 VAN
10/26/1982 L 1-8 at VAN	1/29/1988 W 4-2 at VAN	2/6/1994 W 4-2 at VAN	10/22/2007 W 3-1 VAN	1/23/2019 W 5-2 at VAN
1/6/1983 L 4-6 VAN	11/5/1988 L 2-3* VAN	1/16/1996 W 3-0 VAN	2/3/2009 L 3-4 at VAN	12/12/2019 OT 0-1* at VAN
10/28/1983 L 4-5* at VAN	11/9/1988 T 1-1* at VAN	2/7/1996 W 5-3 at VAN	12/5/2009 W 5-3 VAN	2/2/2020 W 4-3** VAN
11/30/1983 L 2-6 VAN	3/2/1989 W 2-1 VAN	11/27/1996 L 2-6 VAN	10/17/2010 L 1-5 at VAN	



VEGAS GOLDEN KNIGHTS

2020-21 SCHEDULE

No games scheduled

HURRICANES vs. VEGAS

ALL-TIME: GP: 6 3-3-0 GF: 16 GA: 21
 at home: GP: 3 1-2-0 GF: 9 GA: 11
 on road: GP: 3 2-1-0 GF: 7 GA: 10
 in overtime: GP: 2 2-0

Owner Bill Foley
 General manager Kelly McCrimmon
 Head coach Peter DeBoer
 Assistant coaches Steve Spott, Ryan Craig, Ryan McGill
 Goaltending coach/Director of goaltending David Prior
 Vice president, communications & content Eric Tosi
 Director of communications & broadcasting Sage Sammons
 Senior manager of communications & content Alyssa Girardi
 General office 702/790-2663

Inaugural season 2017-18
 Stanley Cup titles None
 Home ice T-Mobile Arena (2016)
 Building capacity 17,367
 2019-20 record 39-24-8
 AHL affiliate Henderson Silver Knights

SERIES RECORDS

Winning streak 0 None
 Losing streak 2 1/21/2018-11/3/2018
 Unbeaten streak 0 None
 Goals scored 6 2/8/2020 (W, 6-5**)
 Goals allowed 5 (2x) Last: 2/8/2020 (W, 6-5**)
 Goals, both teams 11 2/8/2020 (W, 6-5**)

LAST TRANSACTION

6/26/2019 CAR acquired Erik Haula from VGK in exchange for Nicolas Roy and a 2021 conditional fifth-round pick.

2019-20 SERIES RECAP

GOLDEN KNIGHTS WIN SEASON SERIES: 1-0-1 (HURRICANES: 1-1-0)

At CAROLINA HURRICANES
 31 Jan '20 Hurricanes 3 Golden Knights 4 18,150 Mrazek vs. Subban Alex Tuch

SERIES STATISTICS

HURRICANES SPECIALTY TEAMS
 Power Play 3-6 50.0%
 Penalty Killing 4-5 80.0%

GOLDEN KNIGHTS SPECIALTY TEAMS
 Power Play 1-5 20.0%
 Penalty Killing 3-6 50.0%

At VEGAS GOLDEN KNIGHTS
 08 Feb '20 *Hurricanes 6 Golden Knights 5 18,417 Reimer vs. Fleury (Andrei Svechnikov)

HURRICANES LEADING SCORERS

	GP	G	A	P	+/-	PIM
Sebastian Aho	2	2	2	4	-3	2
Teuvo Teravainen	2	2	2	4	-1	0

GOLDEN KNIGHTS LEADING SCORERS

	GP	G	A	P	+/-	PIM
Nate Schmidt	2	1	2	3	3	0
Paul Stastny	2	1	2	3	2	0
Shea Theodore	2	1	2	3	2	0
Reilly Smith	2	0	3	3	2	0

GOALTENDING

HURRICANES	GP	Min	W-L-OT	SO	GA	SA	SV	GAA	SV%
James Reimer	1	65	1-0-0	0	5	38	33	4.63	.868
Petr Mrazek	1	59	0-1-0	0	4	37	33	4.09	.892

GOLDEN KNIGHTS	GP	Min	W-L-OT	SO	GA	SA	SV	GAA	SV%
Malcolm Subban	1	60	1-0-0	0	3	25	22	3.01	.880
Marc-Andre Fleury	1	65	0-0-1	0	5	34	29	4.62	.853

ALL-TIME SEASON SERIES RECORDS

YEAR	OVERALL	HOME	ROAD
2017-18	1-1-0	0-1-0	1-0-0
2018-19	1-1-0	1-0-0	0-1-0
2019-20	1-1-0	0-1-0	1-0-0

ALL-TIME SEASON GAME RESULTS (*Overtime **Shootout)

12/12/2017 W 3-2** at VGK
 1/21/2018 L 1-5 VGK
 11/3/2018 L 0-3 at VGK
 2/1/2019 W 5-2 VGK
 1/31/2020 L 3-4 VGK
 2/8/2020 W 6-5** at VGK



WASHINGTON CAPITALS

2020-21 SCHEDULE

No games scheduled

HURRICANES vs. WASHINGTON

ALL-TIME:GP: 178..... 64-88-14-12 GF: 475..... GA: 551
at home:GP: 89..... 33-41-10-5 GF: 255..... GA: 267
on road:GP: 89..... 31-47-4-7 GF: 220 GA: 284
in overtime:GP: 36..... 10-14-12

Chairman/Majority owner/CEO..... Ted Leonsis
Senior vice president/General manager..... Brian MacLellan
Head coach..... Peter Laviolette
Assistant coaches..... Blaine Forsythe, Scott Arniel, Kevin McCarthy
Goaltending coach..... Scott Murray
Vice president of communications..... Sergey Kocharov
Manager of media relations & content..... Tommy Chalk
Senior manager of communications and publicity..... Megan Eichenberg
General office..... 202/266-2200

Inaugural season..... 1974-75
Stanley Cup titles..... 1 (2018)
Home ice..... Capital One Arena (1997)
Building capacity..... 18,573
2019-20 record..... 41-20-8
AHL affiliate..... Hershey Bears

2019-20 SERIES RECAP

CAPITALS WIN THE BISCUIT CUP: 2-1-1 (HURRICANES: 2-2-0)

At CAROLINA HURRICANES	Attend	Goaltenders	Winning Goal
03 Jan '20 Hurricanes 3 Capitals 4	18,680	Mrazek vs. Samsonov	Jakub Vrana
28 Dec '19 Hurricanes 6 Capitals 4	18,680	Mrazek vs. Holtby	Martin Necas

SERIES STATISTICS

HURRICANES SPECIALTY TEAMS	CAPITALS SPECIALTY TEAMS
Power Play.....4-16.....25.0%	Power Play.....5-21.....23.8%
Penalty Killing.....16-21.....76.2%	Penalty Killing.....12-16.....75.0%

GOALTENDING

HURRICANES	GP	Min	W-L-OT	SO	GA	SA	SV	GAA	SV%
James Reimer	1	64	1-0-0	0	2	34	32	1.87	.941
Petr Mrazek	3	176	1-2-0	0	10	88	78	3.40	.886

At WASHINGTON CAPITALS	Attend	Goaltenders	Winning Goal
13 Jan '20 Hurricanes 0 Capitals 2	18,573	Mrazek vs. Samsonov	Alex Ovechkin
05 Oct '19 *Hurricanes 3 Capitals 2	18,573	Reimer vs. Holtby	Jake Gardiner

HURRICANES LEADING SCORER

	GP	G	A	P	+/-	PIM
Andrei Svechnikov	4	1	4	5	3	6

CAPITALS LEADING SCORERS

	GP	G	A	P	+/-	PIM
Alex Ovechkin	4	3	1	4	-5	2
John Carlson	4	0	4	4	-1	0

CAPITALS	GP	Min	W-L-OT	SO	GA	SA	SV	GAA	SV%
Ilya Samsonov	2	119	2-0-0	1	3	64	61	1.51	.953
Braden Holtby	2	124	0-1-1	0	8	56	48	3.89	.857

ALL-TIME SEASON SERIES RECORDS

YEAR	OVERALL	HOME	ROAD	YEAR	OVERALL	HOME	ROAD	YEAR	OVERALL	HOME	ROAD	YEAR	OVERALL	HOME	ROAD
1979-80	1-2-1	1-1-0	0-1-1	1990-91	3-0-0	1-0-0	2-0-0	2001-02	1-1-2-1	0-0-1-1	1-1-1-0	2013-14	3-2-0	0-2-0	3-0-0
1980-81	1-3-0	0-2-0	1-1-0	1991-92	1-1-1	0-1-1	1-0-0	2002-03	1-4-0-0	1-2-0-0	0-2-0-0	2014-15	1-2-1	1-1-0	0-1-1
1981-82	1-2-0	1-1-0	0-1-0	1992-93	1-3-0	1-1-0	0-2-0	2003-04	1-4-1-0	0-2-1-0	1-2-0-0	2015-16	1-2-1	1-1-0	0-1-1
1982-83	0-2-1	0-0-1	0-2-0	1993-94	2-2-0	1-1-0	1-1-0	2005-06	5-3-0	2-2-0	3-1-0	2016-17	1-2-1	1-0-1	0-2-0
1983-84	1-2-0	1-1-0	0-1-0	1994-95	1-2-1	0-1-1	1-1-0	2006-07	5-3-0	3-1-0	2-2-0	2017-18	2-1-1	0-1-1	2-0-0
1984-85	2-1-0	1-0-0	1-1-0	1995-96	1-2-1	1-1-0	0-1-1	2007-08	4-3-1	3-0-1	1-3-0	2018-19	0-3-1	0-1-1	0-2-0
1985-86	0-2-1	0-1-1	0-1-0	1996-97	1-2-1	1-0-1	0-2-0	2008-09	3-2-1	2-1-0	1-1-1	2019-20	2-2-0	1-1-0	1-1-0
1986-87	2-1-0	0-1-0	2-0-0	1997-98	0-4-0	0-2-0	0-2-0	2009-10	3-1-2	2-1-0	1-0-2				
1987-88	1-2-0	1-1-0	0-1-0	1998-99	2-2-1	1-1-1	1-1-0	2010-11	1-4-1	0-3-0	1-1-1				
1988-89	0-3-0	0-1-0	0-2-0	1999-00	1-2-2-0	1-0-1-0	0-2-1-0	2011-12	3-2-1	2-1-0	1-1-1				
1989-90	2-1-0	1-1-0	1-0-0	2000-01	2-2-1-0	1-1-1-0	1-1-0-0	2012-13	1-4-0	0-2-0	1-2-0				

ALL-TIME SEASON GAME RESULTS (*Overtime **Shootout)

12/4/1979 T 3-3 at WSH	3/18/1989 L 2-8 WSH	3/18/1998 L 0-1 at WSH	1/29/2004 L 3-5 WSH	3/14/2009 OT 4-5** at WSH	12/4/2014 L 1-2 WSH
12/19/1979 W 5-4 WSH	10/11/1989 W 4-1 WSH	4/18/1998 L 3-4 WSH	2/12/2004 T 3-3* WSH	3/21/2009 W 4-1 WSH	2/27/2015 W 3-0 WSH
1/4/1980 L 3-6 WSH	12/16/1989 L 2-5 WSH	4/19/1998 L 1-2 at WSH	2/25/2004 W 2-1 at WSH	11/30/2009 L 2-3 WSH	3/31/2015 L 2-4 at WSH
3/8/1980 L 5-9 at WSH	3/2/1990 W 4-3 at WSH	11/6/1998 W 3-2 at WSH	10/12/2005 W 7-2 WSH	12/11/2009 OT 3-4* at WSH	10/17/2015 L 1-4 at WSH
11/15/1980 L 4-8 WSH	11/17/1990 W 4-2 WSH	1/16/1999 L 2-3* WSH	10/22/2005 W 4-0 at WSH	12/28/2009 W 6-3 at WSH	12/21/2015 L 1-2 WSH
1/18/1981 L 2-3 at WSH	12/15/1990 W 3-2 at WSH	2/5/1999 L 1-4 at WSH	1/21/2006 L 2-5 at WSH	3/10/2010 OT 3-4* at WSH	12/31/2015 W 4-2 WSH
3/11/1981 L 2-5 WSH	3/12/1991 W 3-2 at WSH	2/18/1999 T 2-2* WSH	3/25/2006 L 1-3 WSH	3/18/2010 W 4-3* WSH	3/15/2016 OT 1-2* at WSH
3/27/1981 W 5-3 at WSH	11/23/1991 L 2-3 WSH	4/14/1999 W 3-0 WSH	3/29/2006 L 1-5 WSH	3/25/2010 W 3-2** WSH	11/12/2016 W 5-1 WSH
11/14/1981 L 0-4 WSH	1/4/1992 T 2-2* WSH	11/7/1999 W 3-2 WSH	4/3/2006 W 6-5* WSH	10/27/2010 L 0-3 WSH	12/16/2016 OT 3-4** WSH
11/28/1981 W 6-2 WSH	3/24/1992 W 8-2 at WSH	11/19/1999 T 3-3* at WSH	4/5/2006 W 4-3** at WSH	11/24/2010 L 2-3 WSH	1/23/2017 L 1-6 at WSH
2/27/1982 L 1-7 at WSH	11/7/1992 L 2-6 WSH	2/3/2000 L 1-2 at WSH	4/7/2006 W 4-3 at WSH	11/28/2010 OT 2-3** at WSH	2/7/2017 L 0-5 at WSH
11/7/1982 L 2-6 at WSH	12/16/1992 W 6-3 WSH	2/21/2000 T 1-1* WSH	10/7/2006 L 2-5 at WSH	12/26/2010 L 2-3 WSH	1/2/2018 OT 4-5* WSH
12/30/1982 T 4-4 WSH	12/18/1992 L 3-4 at WSH	3/17/2000 L 2-4 at WSH	11/9/2006 W 5-0 WSH	3/11/2011 L 1-2 at WSH	1/11/2018 W 3-1 at WSH
3/16/1983 L 4-5 at WSH	3/19/1993 L 2-5 at WSH	10/7/2000 T 3-3* WSH	11/17/2006 W 4-1 at WSH	3/29/2011 W 3-2** at WSH	1/12/2018 L 3-4 WSH
10/19/1983 W 3-0 WSH	12/7/1993 W 6-1 at WSH	2/24/2001 L 1-2 WSH	1/18/2007 L 2-5 WSH	10/8/2011 OT 3-4* at WSH	3/30/2018 W 4-1 at WSH
2/26/1984 L 3-4 WSH	12/18/1993 W 4-1 WSH	3/15/2001 W 3-0 at WSH	1/26/2007 W 6-2 WSH	11/4/2011 L 1-5 WSH	12/14/2018 OT 5-6** WSH
3/7/1984 L 2-4 at WSH	2/27/1994 L 1-3 WSH	3/28/2001 L 0-7 at WSH	1/27/2007 L 3-7 at WSH	1/15/2012 L 1-2 at WSH	12/27/2018 L 1-3 at WSH
12/29/1984 L 2-3 at WSH	3/22/1994 L 1-4 at WSH	3/30/2001 W 4-3* WSH	2/9/2007 W 3-0 at WSH	1/20/2012 W 3-0 WSH	3/26/2019 L 1-4 at WSH
3/27/1985 W 3-1 at WSH	1/21/1995 T 1-1* WSH	11/8/2001 W 3-2 at WSH	3/22/2007 W 4-3 WSH	2/20/2012 W 5-0 WSH	3/28/2019 L 2-3 WSH
4/4/1985 W 2-0 WSH	3/20/1995 L 0-5 WSH	11/30/2001 L 2-6 at WSH	10/6/2007 L 0-2 at WSH	3/6/2012 W 4-3* at WSH	10/5/2019 W 3-2* at WSH
2/2/1986 L 4-5 WSH	3/26/1995 W 4-3* at WSH	12/2/2001 OT 3-4* WSH	11/5/2007 W 5-0 WSH	2/26/2013 L 0-3 at WSH	12/28/2019 W 6-4 WSH
3/29/1986 T 6-6* WSH	4/21/1995 L 3-6 at WSH	12/30/2001 T 5-5* at WSH	11/24/2007 L 2-5 at WSH	3/12/2013 W 4-0 at WSH	1/3/2020 L 3-4 WSH
4/3/1986 L 2-4 at WSH	11/25/1995 L 2-4 WSH	3/8/2002 T 2-2* WSH	11/30/2007 W 4-3 WSH	3/14/2013 L 2-3 WSH	1/13/2020 L 0-2 at WSH
12/30/1986 W 3-1 at WSH	12/30/1995 L 0-3 at WSH	10/17/2002 L 1-2 WSH	2/8/2008 W 2-1 at WSH	4/2/2013 L 3-5 WSH	
1/17/1987 L 1-6 WSH	1/3/1996 W 2-0 WSH	10/1/2003 L 1-4 WSH	2/23/2008 W 6-3 WSH	4/11/2013 L 1-3 at WSH	
2/6/1987 W 5-2 at WSH	3/23/1996 T 2-2* at WSH	1/22/2003 L 3-5 at WSH	3/25/2008 OT 2-3** WSH	10/10/2013 W 3-2 at WSH	
10/16/1987 L 2-6 at WSH	1/1/1997 L 2-3* at WSH	2/14/2003 W 3-1 WSH	4/1/2008 L 1-4 at WSH	12/3/2013 W 4-1 at WSH	
11/21/1987 L 3-4 WSH	1/4/1997 T 1-1* WSH	3/2/2003 L 0-2 at WSH	11/6/2008 L 2-3 at WSH	12/20/2013 L 2-4 WSH	
12/9/1987 W 5-4 WSH	2/22/1997 W 2-0 WSH	11/12/2003 L 1-7 at WSH	11/12/2008 L 1-5 WSH	1/2/2014 W 4-3* at WSH	
11/18/1988 L 2-3 at WSH	3/16/1997 L 3-5 at WSH	11/15/2003 L 1-2 WSH	12/7/2008 W 3-1 WSH	4/10/2014 L 2-5 WSH	
2/3/1989 L 0-1 at WSH	12/20/1997 L 1-2 WSH	1/9/2004 L 1-4 at WSH	3/3/2009 W 5-2 at WSH	11/8/2014 OT 3-4* at WSH	



WINNIPEG JETS

2020-21 SCHEDULE

No games scheduled

HURRICANES vs. WINNIPEG

ALL-TIME:	GP: 92	52-29-4-7	GF: 286	GA: 264
at home:	GP: 46	23-18-1-4	GF: 131	GA: 140
on road:	GP: 46	29-11-3-3	GF: 155	GA: 124
in overtime:	GP: 20	9-7-4		

Executive Chairman.....	Mark Chipman
Executive vice president/General manager.....	Kevin Cheveldayoff
Head coach.....	Paul Maurice
Associate coach.....	Jamie Kompon
Assistant coaches.....	Charlie Huddy, Wade Flaherty, Dave Lowry
Vice president, communications & content.....	Rob Wozny
Senior director, hockey communications.....	Scott Brown
Manager, hockey communications.....	Greger Buer
Coordinator, hockey communications.....	Scott Unger
General office.....	204/987-7825

Inaugural season.....	1999-00 (Atlanta); 2011-12 (Winnipeg)
Stanley Cup titles.....	None
Home ice.....	Bell MTS Place (1999)
Building capacity.....	15,294
2019-20 record.....	37-28-6
AHL affiliate.....	Manitoba Moose

SERIES RECORDS

Winning streak.....	8.....	12/18/99-2/21/01
Losing streak.....	4.....	10/14/2017-3/8/2019
Unbeaten streak.....	17.....	12/18/1999-12/20/2002
Goals scored.....	7.....	3/28/2008 (W, 7-1)
Goals allowed.....	9.....	11/12/2005 (L, 9-0)
Goals, both teams.....	10.....	11/27/2009 (L, 6-4)

LAST TRANSACTION

2/25/2015 CAR acquired WPG's 2016 third-round pick (67th overall – Matt Filipe) and WPG's 2015 fifth-round pick (138th overall – Spencer Smallman) in exchange for Jiri Tlustý.

2019-20 SERIES RECAP

HURRICANES WIN SEASON SERIES: 2-0-0 (JETS: 0-2-0)

At CAROLINA HURRICANES	Attend	Goaltenders	Winning Goal
21 Jan '20 Hurricanes 4 Jets 1	14,607	Mrazek vs. Hellebuyck	Justin Williams

At WINNIPEG JETS	Attend	Goaltenders	Winning Goal
17 Dec '19 Hurricanes 6 Jets 3	15,325	Mrazek vs. Brossoit/Hellebuyck	Sebastian Aho

SERIES STATISTICS

HURRICANES SPECIALTY TEAMS	JETS SPECIALTY TEAMS
Power Play.....3-7.....42.9%	Power Play.....1-6.....16.7%
Penalty Killing.....5-6.....83.3%	Penalty Killing.....4-7.....57.1%

HURRICANES LEADING SCORERS
GP G A P +/- PIM
Sebastian Aho 2 2 2 4 3 2
Teuvo Teravainen 2 1 3 4 4 0

JETS LEADING SCORERS
GP G A P +/- PIM
Patrik Laine 2 2 0 2 0 0
Mark Scheifele 2 1 1 2 -2 9
Blake Wheeler 2 0 2 2 0 0

GOALTENDING

HURRICANES	GP	Min	W-L-OT	SO	GA	SA	SV	GAA	SV%
Petr Mrazek	2	120	2-0-0	0	4	50	46	2.00	.920

JETS	GP	Min	W-L-OT	SO	GA	SA	SV	GAA	SV%
Connor Hellebuyck	2	96	0-2-0	0	9	52	43	5.60	.827
Laurent Brossoit	1	18	0-0-0	0	1	5	4	3.37	.800

ALL-TIME SEASON SERIES RECORDS

YEAR	OVERALL	HOME	ROAD	YEAR	OVERALL	HOME	ROAD	YEAR	OVERALL	HOME	ROAD
1999-00	5-0-0-0	3-0-0-0	2-0-0-0	2007-08	6-1-1	2-1-1	4-0-0	2014-15	0-2-0	0-1-0	0-1-0
2000-01	4-0-1-0	2-0-0-0	2-0-1-0	2008-09	3-3-0	2-1-0	1-2-0	2015-16	2-0-0	1-0-0	1-0-0
2001-02	3-0-2-0	2-0-1-0	1-0-1-0	2009-10	3-3-0	0-3-0	3-0-0	2016-17	1-0-1	1-0-0	0-0-1
2002-03	2-2-1-0	1-1-0-0	1-1-1-0	2010-11	5-0-1	2-0-1	3-0-0	2017-18	0-2-0	0-1-0	0-1-0
2003-04	4-1-0-1	2-1-0-0	2-0-0-1	2011-12	2-3-1	1-1-1	1-2-0	2018-19	0-2-0	0-1-0	0-1-0
2005-06	4-4-0	2-2-0	2-2-0	2012-13	1-2-1	0-2-0	1-0-1	2019-20	2-0-0	1-0-0	1-0-0
2006-07	4-3-1	1-2-1	3-1-0	2013-14	1-1-0	0-1-0	1-0-0				

ALL-TIME SEASON GAME RESULTS (*Overtime **Shootout)

12/18/1999 W 4-2 WPG (ATL)	3/26/2003 L 1-5 at WPG (ATL)	2/20/2007 L 1-3 WPG (ATL)	1/16/2010 L 3-5 WPG (ATL)	3/30/2013 W 3-1 at WPG
1/1/2000 W 4-2 at WPG (ATL)	11/13/2003 W 5-1 WPG (ATL)	2/24/2007 W 4-1 at WPG (ATL)	1/21/2010 W 5-2 at WPG (ATL)	4/18/2013 OT 3-4* at WPG
3/12/2000 W 5-1 WPG (ATL)	1/16/2004 W 4-3 at WPG (ATL)	3/4/2007 L 1-3 at WPG (ATL)	3/7/2010 W 4-0 at WPG (ATL)	2/4/2014 L 1-2 WPG
4/8/2000 W 4-3 at WPG (ATL)	1/18/2004 L 2-5 WPG (ATL)	4/6/2007 L 1-4 WPG (ATL)	3/27/2010 L 0-4 WPG (ATL)	3/22/2014 W 3-2 at WPG
4/9/2000 W 2-1 WPG (ATL)	3/5/2004 W 3-2* at WPG (ATL)	11/10/2007 W 5-3 at WPG (ATL)	3/29/2010 W 4-1 at WPG (ATL)	10/21/2014 L 1-3 at WPG
12/6/2000 W 5-3 at WPG (ATL)	3/12/2004 W 4-2 WPG (ATL)	11/16/2007 L 0-3 WPG (ATL)	12/16/2010 W 3-2** at WPG (ATL)	11/13/2014 L 1-3 WPG
2/1/2001 W 3-1 at WPG (ATL)	3/15/2004 OT 0-1* at WPG (ATL)	1/2/2008 OT 4-5* WPG (ATL)	1/9/2011 W 4-3* WPG (ATL)	2/5/2016 W 5-3 at WPG
2/21/2001 W 6-3 WPG (ATL)	11/12/2005 L 0-9 WPG (ATL)	1/4/2008 W 4-3 at WPG (ATL)	2/5/2011 W 4-3* WPG (ATL)	2/16/2016 W 2-1 WPG
2/27/2001 T 1-1* at WPG (ATL)	11/27/2005 L 2-5 WPG (ATL)	2/21/2008 W 5-3 WPG (ATL)	2/13/2011 W 3-2 at WPG (ATL)	10/13/2016 OT 4-5* at WPG
4/6/2001 W 3-2 WPG (ATL)	11/29/2005 W 4-3* at WPG (ATL)	3/5/2008 W 6-3 at WPG (ATL)	3/9/2011 OT 2-3* WPG (ATL)	11/20/2016 W 3-1 WPG
10/13/2001 W 5-2 at WPG (ATL)	1/4/2006 W 4-3 WPG (ATL)	3/19/2008 W 5-3 at WPG (ATL)	4/8/2011 W 6-1 at WPG (ATL)	10/14/2017 L 1-2 at WPG
10/20/2001 W 2-1* WPG (ATL)	1/26/2006 W 5-1 at WPG (ATL)	3/28/2008 W 7-1 WPG (ATL)	10/22/2011 L 3-5 at WPG	3/4/2018 L 2-3 WPG
12/21/2001 W 5-4* WPG (ATL)	1/28/2006 W 4-1 WPG (ATL)	11/9/2008 L 2-5 WPG (ATL)	11/25/2011 L 1-3 WPG	10/14/2018 L 1-3 at WPG
4/7/2002 T 1-1* WPG (ATL)	4/1/2006 L 2-5 at WPG (ATL)	11/14/2008 L 2-3 at WPG (ATL)	12/9/2011 L 2-4 at WPG	3/8/2019 L 1-8 WPG
4/14/2002 T 2-2* at WPG (ATL)	4/8/2006 L 2-5 at WPG (ATL)	12/26/2008 W 5-4 at WPG (ATL)	1/23/2012 W 2-1 WPG	12/17/2019 W 6-3 at WPG
10/11/2002 W 5-3 WPG (ATL)	10/13/2006 W 4-3 at WPG (ATL)	12/31/2008 W 3-1 WPG (ATL)	3/18/2012 W 4-3 at WPG	1/21/2020 W 4-1 WPG
12/20/2002 W 3-2* at WPG (ATL)	10/25/2006 W 5-4* WPG (ATL)	1/31/2009 W 2-0 WPG (ATL)	3/30/2012 OT 3-4* WPG	
12/27/2002 L 3-5 WPG (ATL)	11/1/2006 W 5-2 at WPG (ATL)	2/28/2009 L 3-5 at WPG (ATL)	2/21/2013 L 3-4 WPG	
1/7/2003 T 3-3* at WPG (ATL)	1/13/2007 OT 3-4** WPG (ATL)	11/27/2009 L 4-6 WPG (ATL)	3/26/2013 L 1-4 WPG	

ALL-TIME LEADERS

OPPONENT ALL-TIME SCORING LEADERS

RK.	PLAYER	CLUB(S)	GP	G	A	PTS	PIM	PP	SH	GW	+/-
1.	Ray Bourque (Ret.)	BOS-COL	126	37	109	146	103	17	1	5	63
2.	Jaromir Jagr (Ret.)	PIT-WSH-NYR-PHI-BOS-NJ-FLA-CGY	90	39	83	122	56	8	0	7	31
3.	Peter Stastny (Ret.)	QUE-NJ	76	41	79	120	60	16	0	8	15
4.	Dave Andreychuk (Ret.)	BUF-TOR-NJ-BOS-TB	119	52	62	114	76	21	1	10	22
5.	Wayne Gretzky (Ret.)	EDM-LA-STL-NYR	57	36	73	109	74	4	3	3	26
6.	Michel Goulet (Ret.)	QUE-CHI	83	62	40	102	122	19	1	4	31
7.	Dale Hawerchuk (Ret.)	WPG-BUF-STL-PHI	63	30	66	96	18	17	0	3	7
8.	Alex Ovechkin	WSH	81	43	52	95	53	14	0	9	3
9.	Martin St. Louis (Ret.)	CGY-TB-NYR	83	38	53	91	30	11	1	7	30
10.	Mark Recchi (Ret.)	PIT-PHI-MTL-ATL-TB-BOS	89	33	50	83	58	11	1	7	-3
11.	Vincent Lecavalier (Ret.)	TB-PHI	87	31	48	79	70	10	1	2	12
	Bobby Smith (Ret.)	MNS-MTL	73	28	51	79	44	12	0	2	12
	Joe Sakic (Ret.)	QUE-COL	61	27	52	79	20	8	2	8	-1
14.	Phil Housley (Ret.)	BUF-WPG-CGY-NJ-WSH-CHI	84	16	61	77	45	2	0	2	8
15.	Adam Oates (Ret.)	DET-STL-BOS-WSH-PHI-ANA-EDM	70	18	58	76	26	7	0	2	19
16.	Ilya Kovalchuk	ATL-NJ-LA-MTL-WSH	61	37	37	74	45	10	1	7	-13
	Anton Stastny (Ret.)	QUE	61	31	43	74	18	9	0	6	16
	Mario Lemieux (Ret.)	PIT	40	30	44	74	18	9	3	0	3
19.	Rick Middleton (Ret.)	BOS	59	28	45	73	6	9	0	3	30
20.	Mats Sundin (Ret.)	QUE-TOR-VAN	66	32	40	72	42	6	1	1	30
	Mark Messier (Ret.)	EDM-NYR-VAN	69	29	43	72	73	6	2	5	9
22.	Pierre Turgeon (Ret.)	BUF-NYI-MTL-STL-DAL-COL	64	31	39	70	31	12	2	6	15
23.	Denis Savard (Ret.)	CHI-MTL-TB	59	28	41	69	55	6	0	1	24
24.	Alexander Mogilny (Ret.)	BUF-VAN-NJ-TOR	57	31	33	64	14	14	0	5	7
	Vincent Damphousse (Ret.)	TOR-EDM-MTL-SJ	60	25	39	64	64	8	1	6	14
26.	Mats Naslund (Ret.)	MTL-BOS	64	25	38	63	8	6	1	7	4
	Dale Hunter (Ret.)	QUE-WSH	87	14	49	63	253	7	1	1	29
28.	Nicklas Backstrom	WSH	61	15	46	61	34	3	1	4	0
	Pat LaFontaine (Ret.)	NYI-BUF-NYR	48	25	36	61	22	8	1	4	16
	Paul Coffey (Ret.)	EDM-PIT-LA-DET-PHI-BOS	45	15	46	61	64	8	0	2	8
31.	Ryan Walter (Ret.)	WSH-MTL-VAN	75	26	34	60	69	5	1	4	24
32.	Luc Robitaille (Ret.)	LA-PIT-NYR-DET	43	34	25	59	31	10	0	1	12
	Olli Jokinen (Ret.)	LA-NYI-FLA-PHX-CGY-WPG-NSH-TOR	64	22	37	59	61	5	1	2	5
34.	Marian Hossa (Ret.)	OTT-ATL-DET-CHI	56	25	33	58	37	7	2	3	8
35.	Patrik Elias (Ret.)	NJ	57	22	35	57	20	5	1	5	23
36.	Peter Bondra (Ret.)	WSH-OTT-ATL	62	34	22	56	40	11	3	6	8
	Keith Crowder (Ret.)	BOS-LA	62	28	28	56	120	8	0	2	11
38.	Stephane Richer (Ret.)	MTL-NJ-TB-STL-PIT	75	27	28	55	50	9	0	5	3
	Guy Carbonneau (Ret.)	MTL-DAL	97	17	38	55	47	2	2	6	15
	Larry Robinson (Ret.)	MTL-LA	71	8	47	55	18	5	0	0	33
41.	Barry Pederson (Ret.)	BOS-VAN-PIT	49	30	24	54	28	11	2	6	21
	Brian Leetch (Ret.)	NYR-BOS	55	14	40	54	28	5	0	4	9
43.	Sidney Crosby	PIT	48	15	38	53	40	5	0	4	4
	Mike Foligno (Ret.)	DET-BUF-TOR-FLA	81	27	26	53	129	3	0	6	18
	Kirk Muller (Ret.)	NJ-MTL-TOR-FLA-DAL	56	21	32	53	74	6	0	1	5
	Guy Lafleur (Ret.)	MTL-NYR-QUE	39	18	35	53	8	3	0	2	21
	Craig Janney (Ret.)	BOS-STL-SJ-PHX-TB	42	11	42	53	20	5	0	2	13
48.	Cam Neely (Ret.)	VAN-BOS	55	26	26	52	139	6	0	7	22
	Brad Richards (Ret.)	TB-DAL-NYR-CHI-DET	61	17	35	52	31	6	0	2	-2
50.	Chris Chelios (Ret.)	MTL-CHI-DET	65	14	36	50	191	5	0	1	16

OPPONENT ALL-TIME GOALTENDING LEADERS

*Minimum 15 games played

RK.	GOALTENDER	CLUB(S)	GP	MIN	GA	SO	GAA	W-L-T/OT
1.	Chris Osgood (Ret.)	DET-NYI-STL	16	958	24	3	1.50	12-4-0
2.	Patrick Lalime (Ret.)	PIT-OTT-BUF	20	1203	35	2	1.75	11-4-4
3.	Henrik Lundqvist	NYR	46	2787	93	2	2.00	33-12-1
4.	Martin Brodeur (Ret.)	NJ	62	3626	127	9	2.10	39-16-6
5.	Braden Holtby	WSH	24	1424	51	2	2.15	16-7-1
6.	Dominik Hasek (Ret.)	CHI-BUF-DET-OTT	42	2486	91	1	2.20	23-15-4
7.	Mike Vernon (Ret.)	CGY-DET-SJ-FLA	21	1194	44	1	2.21	15-5-1
8.	Evgeni Nabokov (Ret.)	SJ-NYI-TB	15	858	32	1	2.24	9-3-2
9.	Tuukka Rask	BOS	17	1002	38	0	2.27	9-4-3
10.	Sergei Bobrovsky	PHI-CBJ-FLA	22	1227	47	2	2.30	11-11-0
	Carey Price	MTL	29	1718	66	3	2.30	15-10-4
12.	Roberto Luongo (Ret.)	NYI-FLA-VAN	36	1964	77	2	2.35	16-15-4
	Olaf Kolzig (Ret.)	WSH	49	2939	115	4	2.35	26-14-9
14.	Craig Billington (Ret.)	NJ-OTT-BOS-COL-WSH	16	839	33	1	2.36	9-2-3
15.	Nikolai Khabibulin (Ret.)	WPG-PHX-TB-CHI-EDM	19	1113	44	3	2.37	7-7-5
16.	James Reimer	TOR-FLA	16	870	35	1	2.41	5-6-3
17.	Ed Belfour (Ret.)	CHI-DAL-TOR-FLA	24	1416	57	2	2.42	11-8-5
18.	Craig Anderson	FLA-COL-OTT	21	1185	48	0	2.43	9-6-4
19.	Marc-Andre Fleury	PIT-VGK	34	1908	78	3	2.45	18-9-6
20.	Martin Biron (Ret.)	BUF-PHI-NYI-NYR	22	1245	52	1	2.51	13-4-3

A black and white portrait of hockey player Sebastian Aho. He is wearing a white Carolina Hurricanes jersey with the number 20 on the sleeve. He is holding a hockey stick in his right hand, which is wearing a glove. The background is dark.

20 SEBASTIAN
AHO

YEAR-BY-YEAR REVIEW

Review of 2019-20 Season and Year-By-Year Franchise Records

2019-20 FINAL STANDINGS

EASTERN CONFERENCE

ATLANTIC DIVISION

	GP	W	L	OT	GF	GA	PTS
BOSTON	70	44	14	12	227	174	100
TAMPA BAY	70	43	21	6	245	195	92
TORONTO	70	36	25	9	238	227	81
FLORIDA	69	35	26	8	231	228	78
MONTREAL	71	31	31	9	212	221	71
BUFFALO	69	30	31	8	195	217	68
OTTAWA	71	25	34	12	191	243	62
DETROIT	71	17	49	5	145	267	39

METROPOLITAN DIVISION

	GP	W	L	OT	GF	GA	PTS
WASHINGTON	69	41	20	8	240	215	90
PHILADELPHIA	69	41	21	7	232	196	89
PITTSBURGH	69	40	23	6	224	196	86
CAROLINA	68	38	25	5	222	193	81
COLUMBUS	70	33	22	15	180	187	81
NY ISLANDERS	68	35	23	10	192	193	80
NY RANGERS	70	37	28	5	234	222	79
NEW JERSEY	69	28	29	12	189	230	68

WESTERN CONFERENCE

CENTRAL DIVISION

	GP	W	L	OT	GF	GA	PTS
ST. LOUIS	71	42	19	10	225	193	94
COLORADO	70	42	20	8	237	191	92
DALLAS	69	37	24	8	180	177	82
WINNIPEG	71	37	28	6	216	203	80
NASHVILLE	69	35	26	8	215	217	78
MINNESOTA	69	35	27	7	220	220	77
CHICAGO	70	32	30	8	212	218	72

PACIFIC DIVISION

	GP	W	L	OT	GF	GA	PTS
VEGAS	71	39	24	8	227	211	86
EDMONTON	71	37	25	9	225	217	83
CALGARY	70	36	27	7	210	215	79
VANCOUVER	69	36	27	6	228	217	78
ARIZONA	70	33	29	8	195	187	74
ANAHEIM	71	29	33	9	187	226	67
LOS ANGELES	70	29	35	6	178	212	64
SAN JOSE	70	29	36	5	182	226	63

INDIVIDUAL SCORING LEADERS

PLAYER	TEAM	GP	G	A	PTS	+/-	PIM	PP	SH	GW	S	%
1. LEON DRAISAITL	EDMONTON	71	43	67	110	-7	18	16	0	10	218	19.7
2. CONNOR MCDAVID	EDMONTON	64	34	63	97	-6	28	11	0	6	212	16.0
3. DAVID PASTRNAK	BOSTON	70	48	47	95	21	40	20	0	10	279	17.2
ARTEMI PANARIN	NY RANGERS	69	32	63	95	36	20	7	0	4	209	15.3
5. NATHAN MACKINNON	COLORADO	69	35	58	93	13	12	12	0	4	318	11.0
6. BRAD MARCHAND	BOSTON	70	28	59	87	25	82	5	1	5	185	15.1
7. NIKITA KUCHEROV	TAMPA BAY	68	33	52	85	26	38	4	0	6	210	15.7
8. PATRICK KANE	CHICAGO	70	33	51	84	8	40	8	0	2	275	12.0
9. AUSTON MATTHEWS	TORONTO	70	47	33	80	19	8	12	0	5	290	16.2
10. JACK EICHEL	BUFFALO	68	36	42	78	5	34	11	1	9	227	15.9
JONATHAN HUBERDEAU	FLORIDA	69	23	55	78	5	30	5	0	3	152	15.1
12. MIKA ZIBANEJAD	NY RANGERS	57	41	34	75	9	14	15	3	6	208	19.7
JOHN CARLSON	WASHINGTON	69	15	60	75	12	26	2	0	6	189	7.9
14. EVGENI MALKIN	PITTSBURGH	55	25	49	74	7	58	7	0	5	171	14.6
15. KYLE CONNOR	WINNIPEG	71	38	35	73	4	34	9	1	7	239	15.9
MARK SCHEIFELE	WINNIPEG	71	29	44	73	2	45	10	0	6	170	17.1
17. J.T. MILLER	VANCOUVER	69	27	45	72	11	47	9	0	3	165	16.4
18. ALEX OVECHKIN	WASHINGTON	68	48	19	67	-12	30	13	0	3	311	15.4
MITCHELL MARNER	TORONTO	59	16	51	67	6	16	6	0	2	154	10.4
20. SEBASTIAN AHO	CAROLINA	68	38	28	66	10	26	8	4	5	206	18.4
MAX PACIORETTY	VEGAS	71	32	34	66	18	44	8	0	5	307	10.4
STEVEN STAMKOS	TAMPA BAY	57	29	37	66	14	22	10	0	6	176	16.5
ELIAS PETTERSSON	VANCOUVER	68	27	39	66	16	18	8	0	5	162	16.7
24. BLAKE WHEELER	WINNIPEG	71	22	43	65	1	37	4	1	2	180	12.2
ROMAN JOSI	NASHVILLE	69	16	49	65	22	41	4	0	1	260	6.2

GOALTENDING LEADERS (MINIMUM 25 GP)

GOALTENDER	TEAM	GP	MINS	GA	GAA
1. TUUKKA RASK	BOSTON	41	2,402	85	2.12
2. ANTON KHUTOBIN	DALLAS	30	1,677	62	2.22
DARCY KUEMPER	ARIZONA	29	1,753	65	2.22
4. ELVIS MERZUKINS	COLUMBUS	33	1,815	71	2.35
5. JAROSLAV HALAK	BOSTON	31	1,833	73	2.39

2020 STANLEY CUP PLAYOFFS

EASTERN CONFERENCE

PHILADELPHIA DEF. MONTREAL	4-2
TAMPA BAY DEF. COLUMBUS	4-1
NY ISLANDERS DEF. WASHINGTON	4-1
BOSTON DEF. CAROLINA	4-1
NY ISLANDERS DEF. PHILADELPHIA	4-3
TAMPA BAY DEF. BOSTON	4-1
TAMPA BAY DEF. NY ISLANDERS	4-2

WESTERN CONFERENCE

VEGAS DEF. CHICAGO	4-1
COLORADO DEF. ARIZONA	4-1
DALLAS DEF. CALGARY	4-2
VANCOUVER DEF. ST. LOUIS	4-2
VEGAS DEF. VANCOUVER	4-3
DALLAS DEF. COLORADO	4-3
DALLAS DEF. VEGAS	4-1

TAMPA BAY DEF. DALLAS 4-2 TO WIN THE STANLEY CUP

2019-20 HURRICANES SCORING

POS	NO	PLAYER	GP	G	A	PTS	+/-	PIM	PPG	SHG	GWG	S	%	TOI/GP
C	20	SEBASTIAN AHO	68	38	28	66	10	26	8	4	5	206	18.4	19:25
RW	86	TEUVO TERAVAINEN	68	15	48	63	20	8	4	1	1	182	8.2	19:12
LW	37	ANDREI SVECHNIKOV	68	24	37	61	9	54	6	0	5	183	13.1	16:44
D	19	DOUGIE HAMILTON	47	14	26	40	30	32	2	0	3	170	8.2	23:17
RW	88	*MARTIN NECAS	64	16	20	36	-6	20	5	0	3	88	18.2	14:10
D	74	JACCOB SLAVIN	68	6	30	36	30	10	0	0	3	145	4.1	23:24
LW	13	WARREN FOEGELE	68	13	17	30	9	34	0	3	1	129	10.1	13:43
LW	21	NINO NIEDERREITER	67	11	18	29	-3	42	4	0	2	115	9.6	14:49
LW	18	RYAN DZINGEL	64	8	21	29	3	30	4	0	1	98	8.2	14:09
C	11	JORDAN STAAL	68	8	19	27	3	40	2	0	0	125	6.4	17:30
D	51	JAKE GARDINER	68	4	20	24	-24	30	1	0	2	87	4.6	16:40
D	6	JOEL EDMUNDSON	68	7	13	20	7	72	0	0	0	97	7.2	18:27
D	22	BRETT PESCE	61	4	14	18	7	27	0	0	0	104	3.9	21:53
LW/RW	23	BROCK MCGINN	68	7	10	17	-4	17	0	2	1	93	7.5	13:12
D	4	HAYDN FLEURY	45	4	10	14	-2	8	0	0	0	65	6.2	13:40
RW	48	JORDAN MARTINOOK	45	2	11	13	-2	22	0	0	1	44	4.5	11:16
RW	14	JUSTIN WILLIAMS	20	8	3	11	2	6	2	0	2	60	13.3	13:37
D	57	TREVOR VAN RIEMSDYK	49	1	7	8	-7	10	0	0	0	58	1.7	14:52
C	43	*MORGAN GEEKIE	2	3	1	4	3	2	0	0	0	4	75	11:47
C	16	VINCENT TROCHECK	7	1	1	2	-5	16	1	0	1	12	8.3	15:39
C	64	*CLARK BISHOP	5	0	1	1	-2	4	0	0	0	4	0	7:39
D	76	BRADY SKJEI	7	0	1	1	-4	4	0	0	0	15	0	20:50
LW	29	BRIAN GIBBONS	15	0	0	0	-7	4	0	0	0	9	0	9:46

TRADED PLAYERS' CAROLINA TOTALS

POS	NO	PLAYER	GP	G	A	PTS	+/-	PIM	PPG	SHG	GWG	S	%	TOI/GP
C	71	LUCAS WALLMARK	60	11	12	23	0	18	3	0	0	79	13.9	12:49
C	56	ERIK HAULA	41	12	10	22	1	20	4	0	2	78	15.4	15:51
RW	44	*JULIEN GAUTHIER	5	0	1	1	2	6	0	0	0	1	0	7:24
C	43	*EETU LUOSTARINEN	8	0	1	1	-2	0	0	0	0	9	0	9:59

2019-20 HURRICANES GOALTENDING

NO	GOALTENDER	GP	W	L	OT	SA	GA	SV%	GAA	TOI	SO	G	A	P	PIM
34	PETR MRAZEK	40	21	16	2	1,091	104	0.905	2.69	2,321	3	0	0	0	4
47	JAMES REIMER	25	14	6	2	712	61	0.914	2.66	1,378	3	0	0	0	2
31	ANTON FORSBERG	3	1	1	0	78	8	0.897	3.35	143	0	0	0	0	0
39	*ALEX NEDELJKOVIC	4	1	2	1	97	11	0.887	3.05	216	0	0	0	0	0
90	*DAVID AYRES	1	1	0	0	10	2	0.800	4.18	29	0	0	0	0	0
TOTALS		68	38	25	5	1,988	186	0.906	2.73	4,087	6	0	0	0	6

*Rookie

HURRICANES POWER PLAY

OVERALL:	46/206	(22.3%—8th in the NHL)
HOME:	20/98	(20.4%—15th in the NHL)
ROAD:	26/108	(24.1%—4th in the NHL)

HURRICANES BY PERIOD

	1st	2nd	3rd	OT	TOTALS
GOALS	61	72	78	6	217
SHOTS	771	757	701	32	2,261

OPENING GAME ROSTER VS. MONTREAL CANADIENS

(Home 10/3/2019)

4	Haydn Fleury.....	D
6	Joel Edmundson.....	D
11	Jordan Staal.....	C
13	Warren Foegele.....	LW
18	Ryan Dzingel.....	LW
19	Dougie Hamilton.....	D
20	Sebastian Aho.....	C
21	Nino Niederreiter.....	LW
22	Brett Pesce.....	D
23	Brock McGinn.....	RW
28	Max McCormick (injured - lower body).....	LW
34	Petr Mrazek.....	G
37	Andrei Svechnikov.....	LW
47	James Reimer.....	G
48	Jordan Martinook.....	RW
51	Jake Gardiner.....	D
56	Erik Haula.....	C
57	Trevor van Riemsdyk (injured - upper body).....	D
71	Lucas Wallmark.....	C
74	Jacob Slavin.....	D
86	Teuvo Teravainen.....	RW
88	Martin Necas.....	RW

HURRICANES SHORTHANDED

OVERALL:	204/243	(84.0%—4th in the NHL)
HOME:	89/107	(83.2%—10th in the NHL)
ROAD:	115/136	(84.6%—2nd in the NHL)

OPPONENTS BY PERIOD

	1st	2nd	3rd	OT	TOTALS
GOALS	70	61	57	5	193
SHOTS	674	694	598	28	1,994

CLOSING GAME ROSTER AT DETROIT RED WINGS

(Away 3/10/2020)

4	Haydn Fleury.....	D
6	Joel Edmundson.....	D
11	Jordan Staal.....	C
13	Warren Foegele.....	LW
14	Justin Williams.....	RW
16	Vincent Trocheck.....	C
18	Ryan Dzingel (injured - upper body).....	LW
19	Dougie Hamilton (injured - lower body).....	D
20	Sebastian Aho.....	C
21	Nino Niederreiter.....	LW
22	Brett Pesce (injured - upper body).....	D
23	Brock McGinn.....	LW
31	Anton Forsberg.....	G
34	Petr Mrazek.....	G
37	Andrei Svechnikov.....	LW
43	Morgan Geekie.....	C
45	Sami Vatanen (injured- lower body).....	D
47	James Reimer (injured - lower body).....	G
48	Jordan Martinook.....	RW
51	Jake Gardiner.....	D
57	Trevor van Riemsdyk.....	D
74	Jacob Slavin.....	D
76	Brady Skjei.....	D
86	Teuvo Teravainen.....	RW
88	Martin Necas.....	RW

OVERTIME GOALS

Jake Gardiner	10/5/19	in a 3-2 win at Washington
Jacob Slavin	10/6/19	in a 4-3 win vs. Tampa Bay
Cam Atkinson	10/24/19	in a 4-3 loss at Columbus
Dougie Hamilton	11/14/19	in a 5-4 win at Buffalo
Andrei Svechnikov	11/16/19	in a 4-3 win at Minnesota
Elias Pettersson	12/12/19	in a 1-0 loss at Vancouver
Dougie Hamilton	1/7/20	in a 5-4 win vs. Philadelphia
Sam Steel	1/17/20	in a 2-1 loss vs. Anaheim
Josh Archibald	2/16/20	in a 4-3 loss vs. Edmonton
Jeff Petry	2/29/20	in a 4-3 loss at Montreal
Vincent Trocheck	3/7/20	in a 3-2 win at NY Islanders

HAT TRICKS (Number in NHL Career/Number with the Hurricanes)

Evander Kane	10/16/19	in a 5-2 loss at San Jose
Sebastian Aho (3/3)	12/7/19	in a 6-2 win vs. Minnesota
Jamie Benn	2/11/20	in a 4-1 loss at Dallas

SHUTOUTS (Number in NHL Career/Number with the Hurricanes)

Petr Mrazek (19/5)	10/15/19	in a 2-0 win at Los Angeles
Petr Mrazek (20/6)	10/26/19	in a 4-0 win vs. Chicago
James Reimer (22/1)	11/24/19	in a 2-0 win at Detroit
Pekka Rinne	11/29/19	in a 3-0 loss vs. Nashville
Jaroslav Halak	12/3/19	in a 2-0 loss at Boston
Jacob Markstrom	12/12/19	in a 1-0 (OT) loss at Vancouver
James Reimer (23/2)	12/14/19	in a 4-0 win at Calgary
Petr Mrazek (21/7)	1/10/20	in a 3-0 win vs. Arizona
James Reimer (24/3)	1/11/20	in a 2-0 win vs. Los Angeles
Ilya Samsonov	1/13/20	in a 2-0 loss at Washington

PENALTY SHOTS

Connor McDavid	12/10/19	in a 6-3 win at Edmonton (unsuccessful vs. Reimer)
----------------	----------	---

RECORD BY OPPONENT

OPPONENT	GP	W-L-OT	PTS	GF	GA
Anaheim Ducks	2	0-1-1	1	3	6
Arizona Coyotes	2	2-0-0	4	8	3
Boston Bruins	1	0-1-0	0	0	2
Buffalo Sabres	1	1-0-0	2	5	4
Calgary Flames	2	2-0-0	4	6	1
Chicago Blackhawks	2	2-0-0	4	8	2
Colorado Avalanche	2	1-1-0	2	5	4
Columbus Blue Jackets	3	0-2-1	1	7	10
Dallas Stars	2	0-2-0	0	2	8
Detroit Red Wings	3	3-0-0	6	14	5
Edmonton Oilers	2	1-0-1	3	9	7
Florida Panthers	3	2-1-0	4	12	9
Los Angeles Kings	2	2-0-0	4	4	0
Minnesota Wild	2	2-0-0	4	10	5
Montreal Canadiens	3	2-0-1	5	9	8
Nashville Predators	2	1-1-0	2	4	4
New Jersey Devils	2	1-1-0	2	8	7
New York Islanders	3	3-0-0	6	9	5
New York Rangers	4	0-4-0	0	9	17
Ottawa Senators	2	1-1-0	2	9	6
Philadelphia Flyers	4	1-3-0	2	10	17
Pittsburgh Penguins	1	1-0-0	2	6	2
San Jose Sharks	2	1-1-0	2	4	7
St. Louis Blues	1	0-1-0	0	3	6
Tampa Bay Lightning	3	2-1-0	4	8	8
Toronto Maple Leafs	2	1-1-0	2	12	11
Vancouver Canucks	2	1-0-1	3	3	4
Vegas Golden Knights	2	1-1-0	2	8	9
Washington Capitals	4	2-2-0	4	12	12
Winnipeg Jets	2	2-0-0	4	10	4
TOTALS	68	38-25-5	81	217	193

*GF/GA totals do not include goals awarded for shootout wins

DECISION BREAKDOWN

TEAM GOAL-GAMES	GP	W	L
One Goal	24	13	11*
Two Goal	19	9	10
Three Goal	19	10	9
Four Goal	5	5	0
Five Goal	0	0	0
Six Goal	1	1	0
TOTALS	68	38	30*

*Includes 5 overtime/shootout losses

3-on-3 Overtime	11	6	5
Shootout	5	5	0
OVERTIME/SHOOTOUT	16	11	5

HIGHS AND LOWS

STREAK	2019-20 SEASON	CAROLINA RECORD	FRANCHISE RECORD
Winning	5 – 10/3/19-10/11/19	9 – 10/22/05-11/11/05 9 – 12/31/05-1/19/06 9 – 3/18/09-4/7/09	9 – 10/22/05-11/11/05 9 – 12/31/05-1/19/06 9 – 3/18/09-4/7/09
Unbeaten	5 – 10/3/19-10/11/19; 5-0-0	9 – 12/31/00-1/18/01; 7-0-2-0 9 – 10/22/05-11/11/05; 9-0-0 9 – 12/31/05-1/19/06; 9-0-0 9 – 3/18/09-4/7/09; 9-0-0	10 – 1/20-2/10, 1982; 6-0-4
Points Earned	7 – 12/5/19-12/19/19; 6-0-1	13 – 3/9/17-3/30/17; 9-0-4	13 – 3/9/17-3/30/17; 9-0-4
Losing	4 – 11/2/19-11/9/19	7 – 10/28/09-11/11/09 7 – 4/1/13-4/11/13	9 – 2/19/83-3/8/83
Winless	4 – 11/2/19-11/9/19; 0-4-0 4 – 2/25/20-3/5/30; 0-3-1	14 – 10/10/09-11/13/09; 0-10-4	14 – 1/4/92-2/9/92; 0-8-6 14 – 10/10/09-11/13/09; 0-10-4
Winning, Home	3 – three times, last: 1/7/20-1/11/20	12 – 2/20/09-4/7/09	12 – 2/20/09-4/7/09
Unbeaten, Home	3 – three times, last: 1/7/20-1/11/20; 3-0-0	12 – 2/20/09-4/7/09; 12-0-0	12 – 2/20/09-4/7/09; 12-0-0
Points Earned, Home	6 – 1/7/20-1/21/20; 5-0-1	15 – 12/13/05-1/28/06; 14-0-1	15 – 12/13/05-1/28/06; 14-0-1
Losing, Home	3 – 2/21/20-2/28/20	8 – 3/14/13-4/8/13	8 – 3/14/13-4/8/13
Winless, Home	4 – 2/16/20-2/28/20; 0-3-1	9 – 1/17/02-3/18/02; 0-1-8-0	13 – 1/15/85-3/10/85; 0-11-2
Winning, Road	4 – 11/14/19-11/24/19	5 – three times, last: 3/15/11-4/8/11; 5-0-0	6 – 11/10/90-12/7/90
Unbeaten, Road	4 – 11/14/19-11/24/19; 4-0-0	5 – four times, last: 3/15/11-4/8/11; 5-0-0	8 – 11/11/96-12/5/96; 4-0-4
Points Earned, Road	5 – 12/10/19-12/19/19; 4-0-1	12 – 2/23/04-3/27/04; 8-0-1-3	12 – 2/23/04-3/27/04; 8-0-1-3
Losing, Road	5 – 12/23/19-2/4/20	9 – 1/8/03-2/11/03; 0-7-0-2	13 – 12/18/82-2/5/83
Winless, Road	5 – 10/16/19-11/9/19; 0-4-1 5 – 12/23/19-2/4/20; 0-5-0	15 – 1/7/03-3/2/03; 0-11-2-2	15 – 11/11/79-1/9/80; 0-11-4 15 – 1/7/03-3/2/03; 0-11-2-2

SINGLE-GAME HIGHS	2019-20 SEASON	CAROLINA RECORD	FRANCHISE RECORD
Goals	8 – 11/11/19 vs. OTT	9 – twice, last: 4/7/09 vs. NYI	11 – four times, last: 3/15/86 vs. CHI
Goals allowed	8 – 12/23/19 at TOR	9 – 11/25/05 vs. ATL	12 – 2/1/83 at QUE
Win margin	6 – 11/11/19 vs. OTT	9 – 4/7/09 vs. NYI	11 – 2/12/84 vs. EDM
Loss margin	3 – eight times, last: 3/5/20 at PHI	9 – 11/25/05 vs. ATL	9 – three times, last: 11/12/05 vs. ATL
Shots	47 – three times, last: 2/28/20 vs. COL	60 – 11/2/17 at COL	65 – 3/15/84 vs. TOR
Shots allowed	50 – 10/8/19 at FLA	60 – 10/25/08 at NYI	60 – 10/25/08 at NYI
Shots, both teams	85 – 10/8/19 at FLA	92 – 4/7/07 vs. FLA	95 – 3/21/82 at PHI
Fewest shots	23 – twice, last: 1/13/20 at WSH	10 – 1/3/99 at MTL	10 – 1/30/99 at MTL
Fewest shots allowed	13 – 10/6/19 vs. TB	10 – twice, last: 3/26/07 vs. WSH	10 – twice, last: 3/26/07 vs. WSH
Fewest shots, both teams	44 – 10/18/19 at ANA	35 – twice, last: 3/8/01 at TB	33 – 11/20/93 vs. SJ
Most PP goals	3 – twice, last: 3/10/20 at DET	5 – twice, last: 3/28/08 vs. ATL	5 – twice, last: 3/28/08 vs. ATL
Most PP goals allowed	2 – 10 times, last: 2/11/20 at DAL	5 – twice, last: 10/26/07 vs. MTL	5 – twice, last: 10/26/07 vs. MTL
Most SH goals	2 – 12/14/19 at CGY	3 – 4/7/06 at WSH	3 – 4/7/06 at WSH

SINGLE-PERIOD HIGHS	2019-20 SEASON	CAROLINA RECORD	FRANCHISE RECORD
Goals	4 – five times, last: 2/22/20 at TOR, 2nd	6 – three times, last: 12/13/16 vs. VAN, 3rd	7 – twice, last: 10/19/85 vs. MTL, 1st
Goals allowed	5 – 12/23/19 at TOR, 3rd	6 – twice, last: 2/10/07 at MIN, 1st	7 – 12/6/82 at MTL, 3rd
Shots	22 – twice, last: 12/12/19 at VAN, 2nd	29 – 11/21/18 vs. TOR, 1st	32 – 3/15/84 vs. TOR, 2nd
Shots allowed	22 – 10/8/19 at FLA, 2nd	24 – twice, last: 10/24/05 vs. OTT, 3rd	28 – 1/30/82 vs. BOS, 3rd
Shots, both teams	38 – 10/8/19 at FLA, 2nd	40 – 11/21/18 vs. TOR, 1st	41 – twice, last: 2/25/84 vs. PHI, 1st
Fewest shots	1 – 1/10/20 vs. ARI, 3rd	0 – three times, last: 3/18/14 at CBJ, 3rd	0 – five times, last: 3/18/14 at CBJ, 3rd
Fewest shots allowed	0 – 10/6/19 vs. TB, 2nd	0 – 2/3/04 at COL, 3rd	0 – four times, last: 2/3/04 at COL, 3rd
Fewest shots, both teams	8 – 1/10/20 vs. ARI, 3rd	7 – three times, last: 12/4/98 vs. PIT, 1st	6 – 3/28/89 at BUF, 1st

INDIVIDUAL HIGHS AND LOWS

STREAK	2019-20 SEASON	CAROLINA RECORD	FRANCHISE RECORD
Goals	6 – Sebastian Aho; 1/31/20-2/11/20	6 – four times, last: Sebastian Aho; 1/31/20-2/11/20	9 – Pierre Larouche; 1/25/82-2/13/82
Assists	6 – Teuvo Teravainen; 12/14/19-12/27/19	12 – Sebastian Aho; 10/4/18-10/30/18	12 – Sebastian Aho; 10/4/18-10/30/18
Points	14 – Sebastian Aho; 1/21/20-2/28/20 (12g, 9a)	14 – Sebastian Aho; 1/21/20-2/28/20 (12g, 9a)	18 – Mike Rogers; 11/22/80-1/2/81 (19g, 20a)

IND. HIGHS, GAME	2019-20 SEASON	CAROLINA RECORD	FRANCHISE RECORD
Goals	3 – Sebastian Aho; 12/7/19 vs. MIN	4 – Eric Staal; 3/7/08 at TB	4 – three times, last: Eric Staal; 3/7/09 at TB
Assists	3 – seven times, last: Jake Gardiner; 3/10/20 at DET	4 – 10 times, last: Jordan Staal; 11/13/17 vs. DAL	6 – Ron Francis; 3/5/87 vs. BOS
Points	5 – Sebastian Aho; 12/7/19 vs. MIN (3g, 2a)	6 – Eric Staal; 3/7/09 at TB (4g, 2a)	6 – four times, last: Eric Staal; 3/7/09 at TB (4g, 2a)
PIMs	12 – Joel Edmundson; 11/21/19 vs. PHI	26 – twice, last: Eric Staal; 10/23/09 at COL	42 – twice, last: Nick Kypreos; 12/11/92 at BUF
Shots	10 – Jordan Staal; 12/17/19 at WPG	13 – Jeff Skinner; 3/13/14 vs. BUF	13 – Jeff Skinner; 3/13/14 vs. BUF

IND. HIGHS, PERIOD	2019-20 SEASON	CAROLINA RECORD	FRANCHISE RECORD
Goals	2 – 10 times, last: Sebastian Aho; 3/10/20 at DET, 3rd	3 – six times, last: Teuvo Teravainen; 11/13/17 vs. DAL, 3rd	3 – six times, last: Teuvo Teravainen; 11/13/17 vs. DAL, 3rd
Assists	3 – Jake Gardiner; 2/8/20 at VGK, 3rd	3 – 13 times, last: Jake Gardiner; 2/8/20 at VGK, 3rd	4 – three times, last: Dave Babych; 10/26/88 at BUF, 3rd
Points	3 – six times, last: Sebastian Aho; 3/10/20 at DET, 3rd	4 – three times, last: Jiri Tlustý; 2/11/13 at NYI, 3rd	5 – Ray Ferraro; 12/9/89 vs. NJ, 1st
PIMs	12 – Joel Edmundson; 11/21/19 vs. PHI, 1st	24 – Enrico Ciccone; 10/29/97 at NYR, 3rd Eric Staal; 10/23/09 at COL, 3rd	42 – Ed Kastelic; 11/10/90 at MNS, 2nd
Shots*	6 – Dougie Hamilton; 11/27/19 at NYR, 3rd	7 – Eric Staal; 3/16/11 vs. TOR, 3rd	7 – Eric Staal; 3/16/11 vs. TOR, 3rd

*NHL began tracking shots by period in 1997-98

GOALTENDING HIGHS	2019-20 SEASON	CAROLINA RECORD	FRANCHISE RECORD
Saves, Game	47 – James Reimer; 10/8/19 at FLA	57 – Cam Ward; 10/25/08 at NYI	57 – Cam Ward; 10/25/08 at NYI
Saves, Period	21 – James Reimer; 10/8/19 at FLA, 2nd	24 – Martin Gerber; 10/24/05 vs. OTT, 3rd	24 – Martin Gerber; 10/24/05 vs. OTT, 3rd
Win Streak	4 – Petr Mrazek; 10/3/19-10/15/19 4 – James Reimer; 1/19/20-2/8/20	9 – Cam Ward; 3/18/09-4/7/09	9 – Cam Ward; 3/18/09-4/7/09
Unbeaten Streak	4 – Petr Mrazek; 10/3/19-10/15/19 4 – James Reimer; 1/19/20-2/8/20	9 – Arturs Irbe; 12/31/00-1/18/01 Cam Ward; 3/18/09-4/7/09	9 – Arturs Irbe; 12/31/00-1/18/01 Cam Ward; 3/18/09-4/7/09
Losing Streak	4 – James Reimer; 10/12/19-11/9/19	11 – Kevin Weekes; 12/27/02-2/11/03	11 – Kevin Weekes; 12/27/02-2/11/03
Consecutive Starts in a Season	5 – Petr Mrazek; 10/18/19-11/1/19 (3-1-1)	40 – Arturs Irbe; 11/4/00-2/7/01 (21-15-3)	40 – Arturs Irbe; 11/4/00-2/7/01 (21-15-3)

RESULTS

NO.	DATE	GAME	RESULT	REC.	GF-GA	CAR SCORERS	GW	PP	PK	SF-SA	W-L GOALIE	ATTEND.
1	10/03/2019	vs. MTL	W**	1-0-0	4-3	71,88P,56	19	1-3	2-3	43-36	34 / 31	18,680+
2	10/05/2019	at WSH	W*	2-0-0	3-2	56P,74,51	51	1-4	6-6	28-34	47 / 70	18,573+
3	10/06/2019	vs. TB	W*	3-0-0	4-3	22,56P,19P,74	74	2-5	3-4	44-13	34 / 35	14,125
4	10/08/2019	at FLA	W	4-0-0	6-3	11,86,19,18P,18,20	18	1-3	4-6	35-50	47 / 72	11,638
5	10/11/2019	vs. NYI	W	5-0-0	5-2	86,22,56,19,37	56	0-2	3-5	40-19	34 / 1	14,875
6	10/12/2019	vs. CBJ	L	5-1-0	2-3	56,19	18	0-3	3-3	32-35	70 / 47	16,224
7	10/15/2019	at LA	W	6-1-0	2-0	88,20S	88	0-4	5-5	23-31	34 / 36	14,219
8	10/16/2019	at SJ	L	6-2-0	2-5	19,56	9	0-4	2-4	38-22	31 / 47	15,143
9	10/18/2019	at ANA	L	6-3-0	2-4	56P,4	33	1-3	1-1	24-20	30 / 34	14,755
10	10/24/2019	at CBJ	O*	6-3-1	3-4	19,18,20	13	0-3	2-2	24-31	70 / 34	15,398
11	10/26/2019	vs. CHI	W	7-3-1	4-0	37P,21,11P,37	37	2-2	3-3	31-32	34 / 50	15,738
12	10/29/2019	vs. CGY	W	8-3-1	2-1	37,37P	37	1-3	3-3	28-29	34 / 33	13,864
13	11/01/2019	vs. DET	W	9-3-1	7-3	37,20,21P,88,20,23S,86	88	1-3	4-5	34-32	34 / 35	15,383
14	11/02/2019	vs. NJ	L	9-4-1	3-5	13,86P,56	76	1-4	3-4	27-26	29 / 47	15,079
15	11/05/2019	at PHI	L	9-5-1	1-4	71	11	0-3	2-3	34-28	79 / 34	16,172
16	11/07/2019	vs. NYR	L	9-6-1	2-4	19,20	72	0-2	1-2	47-19	30 / 34	13,878
17	11/09/2019	at OTT	L	9-7-1	1-4	37P	90	1-4	4-4	39-30	31 / 47	12,276
18	11/11/2019	vs. OTT	W	10-7-1	8-2	13,88P,20S,4,19,20,18,6	20	1-3	3-3	43-29	34 / 31	12,356
19	11/14/2019	at BUF	W*	11-7-1	5-4	11,20P,86,37P,19	19	2-3	3-3	29-33	34 / 40	16,603
20	11/16/2019	at MIN	W*	12-7-1	4-3	6,23,13,37	37	0-2	3-3	28-35	47 / 40	17,101
21	11/19/2019	at CHI	W	13-7-1	4-2	88,37,21,20	21	0-1	3-3	33-32	34 / 40	21,325+
22	11/21/2019	vs. PHI	L	13-8-1	3-5	20,86P,71	28	1-5	2-3	36-23	37 / 34	14,734
23	11/23/2019	vs. FLA	W	14-8-1	4-2	22,88,19,37	19	0-2	2-2	34-23	34 / 72	18,159
24	11/24/2019	at DET	W	15-8-1	2-0	20,86S	20	0-2	1-1	36-19	47 / 35	18,726
25	11/27/2019	at NYR	L	15-9-1	2-3	18P,13	23	1-5	4-5	43-25	30 / 34	17,269
26	11/29/2019	vs. NSH	L	15-10-1	0-3		23	0-3	4-4	31-28	35 / 34	18,680+
27	11/30/2019	at TB	W	16-10-1	3-2	20P,48,74	74	1-4	5-6	24-38	47 / 35	19,092+
28	12/03/2019	at BOS	L	16-11-1	0-2		13	0-2	2-2	24-34	41 / 47	17,850+
29	12/05/2019	vs. SJ	W**	17-11-1	3-2	37,51	37	0-3	2-2	29-30	34 / 30	14,275
30	12/07/2019	vs. MIN	W	18-11-1	6-2	71,37P,20,20P,6,20S	20	2-3	4-4	40-24	34 / 32	18,680+
31	12/10/2019	at EDM	W	19-11-1	6-3	20,21P,18P,48,20P,19	48	3-4	4-5	32-36	47 / 19	16,175
32	12/12/2019	at VAN	O*	19-11-2	0-1		40	0-4	5-5	43-26	25 / 34	18,626
33	12/14/2019	at CGY	W	20-11-2	4-0	23,19P,13S,13S	23	1-4	5-5	31-32	47 / 33	18,853
34	12/17/2019	at WPG	W	21-11-2	6-3	71P,20,37,20,11P,11	20	2-2	1-2	28-33	34 / 37	15,325+
35	12/19/2019	at COL	W	22-11-2	3-1	37,74,20	74	0-3	5-6	40-28	47 / 31	18,015+
36	12/21/2019	vs. FLA	L	22-12-2	2-4	21,71P	11	1-3	1-3	44-22	60 / 34	18,224
37	12/23/2019	at TOR	L	22-13-2	6-8	23S,88P,88,56,37,56	16	1-3	2-4	40-39	31 / 34	19,176+
38	12/27/2019	at NYR	L	22-14-2	3-5	71,22,20	93	0-5	2-4	42-24	30 / 47	17,498
39	12/28/2019	vs. WSH	W	23-14-2	6-4	71P,13,19,13S,88,37	88	1-3	3-5	29-29	34 / 70	18,680+
40	12/31/2019	vs. MTL	W	24-14-2	3-1	20P,56,18	56	1-2	3-3	36-30	34 / 39	18,680+
41	01/03/2020	vs. WSH	L	24-15-2	3-4	11,86P,18P	13	2-6	2-4	41-29	30 / 34	18,680+
42	01/05/2020	vs. TB	L	24-16-2	1-3	37	91	0-4	2-2	29-26	88 / 34	18,015
43	01/07/2020	vs. PHI	W*	25-16-2	5-4	71,13,51,6,19	19	0-1	2-2	33-21	47 / 37	15,072
44	01/10/2020	vs. ARI	W	26-16-2	3-0	13,71,88	13	0-3	3-3	29-32	34 / 32	16,476
45	01/11/2020	vs. LA	W	27-16-2	2-0	21,86	21	0-2	2-2	30-41	47 / 36	18,680+
46	01/13/2020	at WSH	L	27-17-2	0-2		8	0-3	5-6	23-30	30 / 34	18,573+
47	01/16/2020	at CBJ	L	27-18-2	2-3	88,11	71	0-1	2-2	34-18	90 / 34	17,900
48	01/17/2020	vs. ANA	O*	27-18-3	1-2	20	34	0-2	2-2	26-37	30 / 47	16,913
49	01/19/2020	vs. NYI	W**	28-18-3	2-1	37	14	0-2	3-3	32-27	47 / 1	18,680+
50	01/21/2020	vs. WPG	W	29-18-3	4-1	88,14P,86,14	14	1-5	4-4	29-17	34 / 37	14,607
51	01/31/2020	vs. VGK	L	29-19-3	3-4	86,23,20P	89	1-2	2-3	25-37	30 / 34	18,150
52	02/02/2020	vs. VAN	W**	30-19-3	4-3	21,20,37	14	0-1	4-4	32-35	47 / 35	15,767
53	02/04/2020	at STL	L	30-20-3	3-6	20,23,88P	10	1-4	2-4	28-26	50 / 34	18,096+
54	02/06/2020	at ARI	W	31-20-3	5-3	37,74,37,20,20	20	0-2	4-5	31-33	47 / 32	11,632
55	02/08/2020	at VGK	W**	32-20-3	6-5	86,20,56P,4,88P	37	2-4	2-2	34-38	47 / 29	18,417+
56	02/11/2020	at DAL	L	32-21-3	1-4	20	34	0-1	2-4	25-36	35 / 34	18,532+
57	02/14/2020	vs. NJ	W	33-21-3	5-2	21,13,37,88,6	37	0-2	4-4	30-37	34 / 70	18,680+
58	02/16/2020	vs. EDM	O*	33-21-4	3-4	57,20,20	15	0-3	2-3	31-24	41 / 47	18,680+
59	02/18/2020	at NSH	W	34-21-4	4-1	11,37P,21,20	37	1-2	4-4	30-29	34 / 74	17,204+
60	02/21/2020	vs. NYR	L	34-22-4	2-5	23,20P	76	1-4	3-4	29-36	31 / 34	18,680+

NO.	DATE	GAME	RESULT	REC.	GF-GA	CAR SCORERS	GW	PP	PK	SF-SA	W-L GOALIE	ATTEND.
61	02/22/2020	at TOR	W	35-22-4	6-3	71,21P,13,86P,13,88	86	2-4	4-4	47-26	90 / 31	19,414+
62	02/25/2020	vs. DAL	L	35-23-4	1-4	20	24	0-4	2-3	41-16	35 / 39	18,176
63	02/28/2020	vs. COL	L	35-24-4	2-3	86,86	49	0-3	3-3	47-32	39 / 31	18,680+
64	02/29/2020	at MTL	O*	35-24-5	3-4	4,6,14	26	0-2	3-3	30-39	39 / 39	21,207
65	03/05/2020	at PHI	L	35-25-5	1-4	14	12	0-0	2-2	29-32	79 / 39	18,900
66	03/07/2020	at NYI	W*	36-25-5	3-2	14,6,16P	16	1-5	3-3	28-26	31 / 1	13,917+
67	03/08/2020	at PIT	W	37-25-5	6-2	43,74,51P,14,14,43	51	1-4	6-7	36-30	39 / 35	18,548+
68	03/10/2020	at DET	W	38-25-5	5-2	43,21P,14P,20S,20P	14	3-4	5-5	36-25	34 / 45	17,511

* = OVERTIME | ** = SHOOTOUT | + = SELLOUT

RECORD BY MONTH

MONTH	GP	W	L	OT	PTS	GF*	GA*
October	12	8	3	1	17	38	30
November	15	8	7	0	16	49	46
December	13	8	4	1	17	47	36
January	11	5	5	1	11	25	24
February	13	6	5	2	14	43	47
March	4	3	1	0	6	15	10
TOTALS	68	38	25	5	81	217	193

RECORD BY DIVISION AND CONFERENCE

DIVISION	GP	W	L	OT	PTS	GF*	GA*
vs. Atlantic	18	12	5	1	25	69	53
vs. Metropolitan	21	8	12	1	17	61	70
vs. Central	13	8	5	0	16	42	33
vs. Pacific	16	10	3	3	23	45	37

CONFERENCE	GP	W	L	OT	PTS	GF*	GA*
vs. Eastern	39	20	17	2	42	130	123
vs. Western	29	18	8	3	39	87	70

HOME AND ROAD RECORD

	GP	W	L	OT	PTS	GF*	GA*
Record at Home	33	19	12	2	40	105	89
Record on Road	35	19	13	3	41	112	104

*Does not include goals awarded for shootout wins

PNC ARENA ATTENDANCE

PNC Arena Capacity	18,680
Attendance Totals	554,250
Attendance Avg.	16,795
No. of Games	33
Pct. of Capacity	89.9%
No. of Sellouts	12



GAME BY GAME

DATE	OPP.	FLEURY #4	EDMUNDSON #6	STAAL #11	FOEGELE #13	WILLIAMS #14	TROCHECK #16	DZINGEL #18	HAMILTON #19
10/3	vs. MTL	0-0,2/0 12:11	0-0,2/1 19:07	0-0,2/0 19:06	0-0,0/0 11:31		FLA	0-1,2/1 14:07	0-2,5/-1 20:54
10/5	at WSH	0-0,1/-1 10:43	0-0,2/-2 22:18	0-0,1/0 19:18	0-1,1/1 08:41		FLA	0-0,1/-1 14:02	0-0,1/0 22:23
10/6	vs. TB	0-0,2/-1 10:33	0-0,1/1 20:34	0-1,2/1 16:43	0-0,4/0 11:12		FLA	0-1,1/-1 13:51	1-1,3/0 25:19
10/8	at FLA	0-2,0/2 15:05	0-0,2/0 18:49	1-1,3/3 17:39	0-0,0/0 11:53		FLA	2-0(W),3/1 11:45	1-0,1/3 23:24
10/11	vs. NYI	0-0,2/0 16:15	0-0,1/3 19:28	0-1,2/2 16:59	0-0,0/0 08:31		FLA	0-0,3/1 17:13	1-1,4/3 23:25
10/12	vs. CBJ	0-0,1/-1 09:23	0-0,1/-2 17:02	0-0,3/-1 18:28	0-1,2/0 08:24		FLA	0-1,1/1 14:42	1-0,5/2 24:01
10/15	at LA	0-0,1/1 13:57	0-0,2/0 19:36	0-0,2/0 17:29	0-0,0/0 12:15		FLA	0-1,2/1 14:19	0-0,4/1 23:21
10/16	at SJ	0-0,3/0 14:56	0-0,0/-1 16:13	0-0,2/0 18:12	0-0,3/-1 12:17		FLA	0-1,1/0 15:42	1-0,4/0 23:52
10/18	at ANA	1-0,2/1 05:59	0-0,0/-2 12:53	0-0,2/-2 20:20	0-0,1/0 13:26		FLA	0-0,2/-1 19:27	0-1,2/0 24:32
10/24	at CBJ	0-0,0/0 01:30	0-0,1/0 16:41	0-0,0/-1 21:15	0-1,0/0 12:19		FLA	1-0,2/1 14:37	1-0,4/1 24:00
10/26	vs. CHI	DNP	0-0,1/0 17:44	1-0,3/1 18:02	0-0,3/1 14:48		FLA	0-0,1/0 13:43	0-1,1/0 21:28
10/29	vs. CGY	DNP	0-0,1/0 17:59	0-0,0/-1 18:17	0-0,2/0 13:50		FLA	0-0,1/0 16:27	0-1,2/-1 21:41
11/1	vs. DET	DNP	0-0,2/1 18:13	0-0,2/0 13:51	0-1,1/2 10:46		FLA	0-1,2/0 17:36	0-3,1/3 22:18
11/2	vs. NJ	DNP	0-0,0/-1 14:07	0-0,0/0 20:40	1-0,1/-1 10:30		FLA	0-1,0/1 15:11	0-0,2/-2 23:47
11/5	at PHI	0-0,0/0 07:09	0-0,1/1 13:47	0-0,0/0 19:34	0-0,2/-1 12:44		FLA	0-0,2/0 16:42	0-0,4/-1 20:47
11/7	vs. NYR	DNP	0-0,3/1 16:35	0-0,1/0 17:58	0-0,3/0 14:59		FLA	0-1,2/0 14:32	1-0,7/0 22:44
11/9	at OTT	DNP	0-0,1/-1 16:12	0-0,3/0 17:46	0-0,1/-1 14:07		FLA	0-0,2/-1 15:55	0-1,6/2 23:26
11/11	vs. OTT	1-0,3/1 13:28	1-2,3/3 19:35	0-0,1/1 18:13	1-1,4/3 16:39		FLA	1-1,4/2 16:59	1-0,2/1 21:43
11/14	at BUF	0-0,1/-2 11:04	0-1,1/1 21:25	1-0,6/0 17:43	0-0,1/1 15:24		FLA	0-0,0/0 13:44	1-1(W),3/1 25:18
11/16	at MIN	DNP	1-0,1/0 20:49	0-1,1/0 17:52	1-0,4/1 13:24		FLA	0-1,1/2 15:09	0-1,4/3 24:41
11/19	at CHI	DNP	0-1,0/1 20:24	0-0,3/-1 18:01	0-0,0/-1 14:12		FLA	0-0,0/-1 14:54	0-1,4/2 21:28
11/21	vs. PHI	DNP	0-1,1/1 14:41	0-0,2/-2 19:13	0-0,3/0 09:55		FLA	0-1,2/-1 15:18	0-0,4/-2 23:49
11/23	vs. FLA	DNP	0-1,3/1 19:14	0-0,0/0 18:04	0-0,1/0 15:36		FLA	0-0,0/-2 11:45	1-1(W),6/3 25:00
11/24	at DET	DNP	0-0,2/1 20:21	0-0,1/0 15:21	0-0,2/0 12:54		FLA	0-0,0/0 12:02	0-0,3/1 22:32
11/27	at NYR	0-0,3/-1 14:44	0-0,1/-1 15:38	0-0,2/-1 16:27	1-0,9/0 13:09		FLA	1-0,3/0 16:59	0-1,6/0 27:48
11/29	vs. NSH	0-0,3/-1 15:43	0-0,2/-1 16:20	0-0,2/0 19:11	0-0,3/0 15:03		FLA	0-0,1/-1 14:10	0-0,2/-1 23:52
11/30	at TB	0-0,0/0 07:18	0-0,1/0 18:16	0-0,2/0 21:35	0-0,0/0 16:18		FLA	0-0,0/0 12:46	0-2,4/1 23:07
12/3	at BOS	0-0,2/0 07:41	0-0,3/-1 20:51	0-0,1/0 20:08	0-0,0/0 17:12		FLA	0-0,0/-1 16:02	0-0,4/0 21:19
12/5	vs. SJ	0-0,0/-1 10:59	0-0,0/1 21:25	0-1,3/1 21:20	0-2,1/1 16:57		FLA	0-0,1/-1 13:01	0-0,6/0 27:24
12/7	vs. MIN	DNP	1-0,5/1 21:49	0-1,0/0 17:58	0-0,1/0 16:37		FLA	0-1,2/1 15:21	0-0,4/1 21:21
12/10	at EDM	DNP	0-0,0/2 22:08	0-1,0/0 20:22	0-1,2/0 13:46		FLA	1-0,5/0 11:47	1-1,5/1 23:31
12/12	at VAN	DNP	0-0,4/0 20:05	0-0,2/0 19:28	0-0,4/0 15:58		FLA	0-0,4/0 16:04	0-0,4/0 22:20
12/14	at CGY	0-0,0/0 11:31	0-0,1/2 18:58	0-0,4/0 18:03	2-0,6/2 13:25		FLA	0-0,1/0 11:15	1-0,3/1 25:10
12/17	at WPG	DNP	0-0,1/-1 20:34	2-0,10/2 19:14	0-1,0/2 13:38		FLA	0-1,0/-1 14:51	0-3,2/3 23:16
12/19	at COL	DNP	0-0,3/0 19:28	0-1,2/1 20:41	0-1,4/1 15:08		FLA	0-0,1/0 14:41	0-0,6/2 22:03
12/21	vs. FLA	DNP	0-0,0/0 17:06	0-0,1/0 18:42	0-0,2/0 14:32		FLA	0-0,4/-1 14:24	0-1,5/1 24:45
12/23	at TOR	DNP	0-0,0/-2 17:46	0-1,4/-1 17:00	0-0,1/-2 14:41		FLA	0-2,3/3 14:32	0-0,4/0 25:17
12/27	at NYR	DNP	0-1,1/-1 14:36	0-0,2/-1 17:27	0-0,1/0 14:51		FLA	0-0,3/-2 16:27	0-0,7/1 26:19
12/28	vs. WSH	0-1,1/-1 11:05	0-0,1/-1 18:43	0-1,3/3 14:47	2-1,3/4 14:12		FLA	0-2,2/1 13:31	1-0,4/4 23:36
12/31	vs. MTL	0-0,1/0 10:53	0-0,1/0 19:01	0-0,2/0 18:52	0-0,3/1 17:41		FLA	1-0,4/2 15:30	0-1,3/2 23:35
1/3	vs. WSH	0-0,4/0 11:24	0-0,0/-1 16:07	1-0,2/0 15:46	0-0,5/0 14:06		FLA	1-0,2/0 14:07	0-0,4/-1 23:00
1/5	vs. TB	0-0,0/0 13:19	0-0,1/0 14:07	0-0,1/-1 18:08	0-0,2/-1 14:01		FLA	0-0,4/0 13:50	0-0,2/-3 23:09
1/7	vs. PHI	0-0,1/-1 11:33	1-0,2/0 18:33	0-1,1/-2 17:54	1-1,2/-1 16:13		FLA	0-0,0/1 13:44	1-1(W),2/1 24:29
1/10	vs. ARI	DNP	0-0,2/1 18:05	0-0,2/1 13:59	1-0(W),2/1 12:30	DNP	FLA	0-1,0/1 15:54	0-1,1/1 22:42
1/11	vs. LA	DNP	0-0,1/1 15:50	0-0,2/1 17:03	0-0,3/0 16:03	DNP	FLA	0-0,1/0 14:18	0-0,3/1 23:20
1/13	at WSH	DNP	0-0,0/0 16:14	0-0,0/0 17:03	0-0,1/0 15:02	DNP	FLA	0-0,0/-1 12:46	0-0,5/0 22:51
1/16	at CBJ	DNP	0-0,2/-1 23:47	1-0,1/0 15:43	0-0,2/-2 14:11	DNP	FLA	0-0,1/1 14:22	0-0,2/0 14:14
1/17	vs. ANA	0-0,1/-1 12:04	0-1,1/1 19:27	0-0,1/-1 15:58	0-0,1/1 15:45	DNP	FLA	0-0,2/0 14:22	INJ
1/19	vs. NYI	0-0,1/0 15:18	0-0,1/-1 18:16	0-0,3/1 16:40	0-0,0/0 15:29	0-0,3/0 13:06	FLA	0-0,3/-1 13:21	INJ
1/21	vs. WPG	0-1,1/0 14:31	0-0,1/0 18:34	0-0,4/-1 18:21	0-0,4/1 15:23	2-0(W),5/1 11:45	FLA	0-1,0/1 14:54	INJ
1/31	vs. VGK	0-1,1/1 17:45	0-0,0/-1 16:30	0-0,1/0 15:13	0-0,3/0 14:49	0-1,1/0 14:14	FLA	0-0,1/-1 12:32	INJ
2/2	vs. VAN	0-0,2/0 14:03	0-1,1/1 19:52	0-0,0/-1 19:25	0-2,2/2 14:24	0-0,1/0 09:44	FLA	DNP	INJ
2/4	at STL	0-0,0/-1 13:58	0-0,1/-1 15:38	0-1,2/0 17:19	0-1,1/-2 15:27	0-0,2/1 14:18	FLA	0-1,5/0 13:18	INJ
2/6	at ARI	0-1,1/1 14:17	0-1,1/1 19:03	0-0,3/1 17:58	0-0,1/-1 12:16	0-0,2/0 10:57	FLA	0-1,1/1 14:02	INJ
2/8	at VGK	1-0,3/0 15:56	0-1,1/0 16:11	0-0,0/0 18:08	0-0,1/0 15:30	0-0,2/-3 14:54	FLA	0-0,2/0 16:17	INJ
2/11	at DAL	0-0,1/0 14:51	0-0,3/0 16:10	0-0,0/-1 14:40	0-0,1/-1 13:04	0-0,3/1 13:55	FLA	0-0,0/0 14:04	INJ
2/14	vs. NJ	0-1,0/0 18:20	1-0,3/0 15:43	0-1,3/0 14:02	1-0,1/0 13:55	0-0,3/1 11:58	FLA	0-0,0/-1 12:47	INJ
2/16	vs. EDM	0-0,3/0 14:06	0-0,0/0 16:43	0-0,1/0 16:48	0-0,3/-1 15:53	0-0,2/0 15:01	FLA	0-0,2/0 10:13	INJ
2/18	at NSH	0-0,2/1 17:37	0-0,0/-1 17:57	1-0,3/0 16:38	0-1,2/0 14:15	0-2,2/0 13:06	FLA	0-0,0/0 11:40	INJ
2/21	vs. NYR	0-0,1/0 14:06	0-0,0/0 18:11	0-1,2/0 15:12	0-0,0/0 11:27	0-0,3/-2 16:10	FLA	0-0,1/0 07:30	INJ
2/22	at TOR	0-0,2/2 18:40	0-1,2/1 18:59	0-1,3/1 14:12	2-0,6/1 12:42	0-0,1/2 14:29	FLA	DNP	INJ
2/25	vs. DAL	0-0,4/-2 15:07	0-0,2/-2 16:31	0-0,2/-1 14:52	0-0,0/-1 13:13	0-0,4/-1 14:03	0-0,0/0 17:06	0-0,0/-1 14:35	INJ
2/28	vs. COL	0-0,4/1 16:35	0-0,5/-1 20:38	0-0,2/-1 15:10	0-0,3/0 12:14	0-0,4/-1 14:17	0-0,0/-1 17:30	0-0,1/1 10:30	INJ
2/29	at MTL	1-0,2/0 21:14	1-1,2/1 22:50	0-1,1/0 15:06	0-0,0/0 13:17	1-0,3/1 12:32	0-0,2/1 16:33	0-0,0/0 11:42	INJ
3/5	at PHI	0-0,1/-2 20:03	0-0,3/0 23:26	0-1,2/1 15:46	0-0,0/0 11:16	1-0,4/0 14:19	0-0,3/-3 14:45	0-0,2/-1 14:23	INJ
3/7	at NYI	0-1,0/2 20:27	1-0,2/1 21:21	0-0,1/1 16:20	0-0,3/-2 12:51	1-0,8/1 19:18	1-0(W),3/-2 13:39	0-0,1/0 09:39	INJ
3/8	at PIT	0-2,1/2 21:24	0-0,3/1 20:51	0-2,0/1 13:30	0-0,1/2 11:38	2-0,5/1 12:03	0-0,2/0 15:47	INJ	INJ
3/10	at DET	0-0,1/-1 16:11	0-0,1/0 22:28	0-0,0/0 16:15	0-1,0/0 11:56	1-0(W),2/0 12:10	0-1,2/0 14:11	INJ	INJ

Skaters: Goals-Assists (Game Winning), Shots / (+/-) TOI

DATE	OPP.	AHO #20	NIEDERREITER #21	PESCE #22	MCGINN #23	GIBBONS #29	SVECHNIKOV #37	GEEKIE #43	LUOSTARINEN #43
10/3	vs. MTL	0-0,4/-1 22:15	0-0,0/-1 17:46	0-1,1/1 23:22	0-0,1/-1 15:13	AHL	0-0,0/1 17:53	AHL	AHL
10/5	at WSH	0-0,5/0 20:24	0-0,2/0 14:45	0-0,1/1 25:37	0-0,3/-1 14:57	AHL	0-2,3/0 16:27	AHL	AHL
10/6	vs. TB	0-0,4/0 19:15	0-0,4/-1 15:36	1-0,3/0 22:11	0-1,1/1 14:15	AHL	0-2,3/2 19:09	AHL	AHL
10/8	at FLA	1-0,6/1 14:52	0-1,1/0 13:41	0-0,1/0 20:04	0-1,0/1 12:19	AHL	0-2,6/2 14:25	AHL	AHL
10/11	vs. NYI	0-0,4/2 17:29	0-2,4/2 13:44	1-0,6/2 19:37	0-0,2/2 16:38	AHL	1-1,3/2 17:00	AHL	AHL
10/12	vs. CBJ	0-0,2/-2 19:07	0-0,2/-1 15:31	0-0,3/-2 25:07	0-0,1/-1 14:33	AHL	0-0,2/-1 19:50	AHL	AHL
10/15	at LA	1-0,1/1 19:39	0-0,2/0 15:45	0-0,3/0 19:29	0-0,0/0 12:35	0-0,1/0 10:06	0-0,2/0 12:29	AHL	AHL
10/16	at SJ	0-1,2/0 17:54	0-0,3/0 15:05	0-0,3/-1 19:04	0-1,2/1 13:49	0-0,0/-1 11:09	0-0,3/0 16:24	AHL	AHL
10/18	at ANA	0-0,2/-1 23:10	0-0,2/-1 18:55	0-0,1/-2 20:15	0-0,0/-2 14:14	AHL	0-0,3/-1 16:54	AHL	AHL
10/24	at CBJ	1-0,2/1 23:58	0-0,0/0 21:13	0-1,2/0 20:13	0-0,2/-1 10:47	AHL	0-0,2/-3 17:31	AHL	AHL
10/26	vs. CHI	0-2,3/1 18:41	1-1,3/1 15:34	0-0,0/1 21:46	0-0,2/0 13:59	0-0,0/0 11:59	2-0(W),4/1 13:20	AHL	AHL
10/29	vs. CGY	0-0,1/0 18:16	0-0,0/-1 14:36	0-0,2/1 24:04	0-0,3/0 11:41	0-0,2/1 11:07	2-0(W),4/1 15:21	AHL	AHL
11/1	vs. DET	2-1,4/3 17:24	1-0,3/0 12:16	0-0,0/0 20:45	1-0,2/1 11:34	0-0,1/0 12:05	1-1,3/3 16:22	AHL	AHL
11/2	vs. NJ	0-1,4/-2 18:19	0-0,1/0 16:17	0-0,2/1 21:11	0-0,1/-1 12:15	0-0,0/-1 09:40	0-1,4/-2 14:27	AHL	AHL
11/5	at PHI	0-0,4/-2 22:21	0-0,2/-1 18:36	0-0,2/-2 21:30	0-0,0/0 10:54	0-0,1/0 08:13	0-0,3/-1 13:41	AHL	AHL
11/7	vs. NYR	1-0,3/-1 20:32	0-0,4/0 17:44	0-0,4/-1 19:40	0-0,2/0 10:19	0-0,0/0 09:18	0-0,0/-1 18:53	AHL	0-0,2/0 09:21
11/9	at OTT	0-0,3/-4 17:04	0-0,1/-2 13:36	0-0,1/-1 19:27	0-0,3/-1 12:54	0-0,2/-1 11:57	1-0,5/0 15:54	AHL	0-0,1/0 10:35
11/11	vs. OTT	2-0(W),2/4 15:28	0-1,0/-1 15:23	0-2,4/4 21:49	0-0,1/0 13:17	0-0,1/0 10:36	0-2,1/3 12:45	AHL	0-1,2/1 11:12
11/14	at BUF	1-1,3/2 22:14	0-0,0/-2 12:42	0-1,0/0 24:20	0-0,2/-1 11:01	0-0,0/-2 09:38	1-2,1/1 20:18	AHL	AHL
11/16	at MIN	0-0,0/1 20:31	0-1,0/0 12:05	0-0,2/0 22:58	1-0,3/0 11:08	AHL	1-0(W),1/-1 18:58	AHL	AHL
11/19	at CHI	1-0,5/2 16:57	1-1(W),2/1 13:16	0-0,0/-1 22:17	0-0,1/0 15:08	AHL	1-0,2/1 14:25	AHL	0-0,1/0 11:09
11/21	vs. PHI	1-0,3/-1 22:08	0-0,3/0 13:30	0-1,2/0 23:24	0-1,4/1 14:46	AHL	0-1,0/-2 19:38	AHL	0-0,1/0 09:03
11/23	vs. FLA	0-1,4/3 19:17	0-0,1/1 14:18	1-0,4/1 19:51	0-0,2/0 16:31	AHL	1-1,4/3 18:09	AHL	0-0,0/-2 07:43
11/24	at DET	1-1(W),5/2 18:12	0-0,0/0 16:39	0-0,1/1 20:48	0-0,1/0 15:53	AHL	0-1,4/1 17:14	AHL	0-0,2/0 11:47
11/27	at NYR	0-0,3/1 21:10	0-0,0/0 16:17	0-0,0/0 18:07	0-0,0/-1 12:11	AHL	0-1,6/0 18:20	AHL	0-0,0/-1 09:01
11/29	vs. NSH	0-0,0/-1 18:31	0-0,0/0 15:51	0-0,1/-1 20:32	0-0,2/-1 12:17	AHL	0-0,3/-1 15:52	AHL	AHL
11/30	at TB	1-1,2/0 20:05	0-0,2/0 14:24	0-0,2/0 20:48	0-0,2/1 17:40	AHL	0-1,4/0 15:05	AHL	AHL
12/3	at BOS	0-0,1/-1 20:24	0-0,0/-1 16:31	0-0,1/-1 23:49	0-0,1/0 11:16	AHL	0-0,2/0 17:05	AHL	AHL
12/5	vs. SJ	0-0,2/0 22:52	0-0,2/0 19:29	0-0,0/1 23:53	0-0,1/0 11:16	0-0,0/-1 06:16	1-1,3/1 20:18	AHL	AHL
12/7	vs. MIN	3-2(W),6/2 15:31	0-1,2/1 11:29	0-0,4/0 24:01	0-0,1/1 15:37	0-0,1/-1 09:45	1-0,2/0 15:48	AHL	AHL
12/10	at EDM	2-0,4/0 19:49	1-1,2/0 16:30	0-0,3/0 21:58	0-0,1/1 13:33	AHL	0-2,1/1 16:42	AHL	AHL
12/12	at VAN	0-0,3/-1 23:02	0-0,2/0 15:24	0-0,2/0 23:45	0-0,0/0 08:04	AHL	0-0,4/0 15:04	AHL	AHL
12/14	at CGY	0-1,3/0 20:02	0-0,1/0 12:45	0-1,0/2 23:06	1-0(W),2/1 15:11	AHL	0-0,4/0 15:37	AHL	AHL
12/17	at WPG	2-1(W),3/2 16:40	0-2,3/2 13:20	0-0,0/-1 22:01	0-0,1/-1 13:40	0-0,0/-1 09:16	1-0,2/2 14:56	AHL	AHL
12/19	at COL	1-0,2/1 18:00	0-0,3/0 14:19	0-0,3/2 24:01	0-0,0/1 10:51	0-0,0/0 05:19	1-0,2/1 17:03	AHL	AHL
12/21	vs. FLA	0-0,1/1 21:05	1-1,4/1 15:16	0-0,0/-1 21:01	0-0,2/-1 12:13	AHL	0-0,3/0 15:57	AHL	AHL
12/23	at TOR	0-0,3/-2 18:51	0-1,0/-2 15:03	0-1,2/0 20:56	1-0,2/-1 12:11	AHL	1-0,5/-1 17:48	AHL	AHL
12/27	at NYR	1-0,6/0 20:18	0-1,2/0 12:38	1-0,3/-1 17:13	0-1,0/2 10:11	AHL	0-0,1/0 19:59	AHL	AHL
12/28	vs. WSH	0-0,0/0 18:08	0-1,0/0 12:16	0-0,3/0 23:40	0-0,2/-2 15:54	AHL	1-0,3/3 16:01	AHL	AHL
12/31	vs. MTL	1-0,5/-1 17:44	0-0,0/-1 14:41	0-1,1/1 22:59	0-0,1/0 10:34	AHL	0-0,1/0 16:34	AHL	AHL
1/3	vs. WSH	0-1,1/0 22:05	0-0,1/0 17:02	0-1,3/0 20:08	0-0,1/-1 11:33	AHL	0-2,4/0 16:04	AHL	AHL
1/5	vs. TB	0-0,2/0 19:24	0-0,4/0 16:47	0-1,0/1 21:44	0-0,0/0 10:18	AHL	1-0,2/-2 19:29	AHL	AHL
1/7	vs. PHI	0-2,2/1 16:11	0-0,4/0 13:18	0-0,0/1 23:38	0-1,3/0 15:40	AHL	0-0,6/-1 16:01	AHL	AHL
1/10	vs. ARI	0-0,1/0 17:48	0-0,3/0 16:52	0-0,3/1 19:28	0-0,2/1 12:45	AHL	0-1,1/1 14:00	AHL	AHL
1/11	vs. LA	0-1,1/1 18:26	1-0(W),2/1 13:38	0-0,2/1 23:32	0-0,1/0 12:35	AHL	0-0,2/0 17:06	AHL	AHL
1/13	at WSH	0-0,3/0 19:53	0-0,0/0 15:24	0-0,2/-1 21:38	0-0,1/0 13:47	AHL	0-0,0/0 16:33	AHL	AHL
1/16	at CBJ	0-0,6/-2 17:07	0-0,3/0 12:57	0-0,0/1 24:48	0-0,2/0 13:48	AHL	0-0,0/0 16:29	AHL	AHL
1/17	vs. ANA	1-0,3/0 18:48	0-0,1/0 14:04	0-0,0/0 25:34	0-0,2/-1 16:07	AHL	0-0,3/-2 17:23	AHL	AHL
1/19	vs. NYI	0-0,3/0 19:45	0-1,3/1 14:34	0-1,3/1 26:14	0-0,0/0 13:22	AHL	1-0,3/1 17:39	AHL	AHL
1/21	vs. WPG	0-1,1/1 18:43	0-0,0/-1 14:16	0-0,0/2 19:48	0-0,2/0 12:37	AHL	0-2,4/0 16:32	AHL	AHL
1/31	vs. VGK	1-1,4/-2 17:46	DNP	0-0,1/-1 22:35	1-0,3/1 14:39	AHL	0-0,2/0 17:02	AHL	AHL
2/2	vs. VAN	1-0,4/2 21:12	1-0,4/-1 14:47	0-0,1/0 23:05	0-0,3/-1 14:15	AHL	1-0,2/2 16:38	AHL	AHL
2/4	at STL	1-0,4/0 18:42	0-0,1/0 15:14	0-0,1/-1 20:33	1-0,2/-2 14:16	AHL	0-1,0/0 15:40	AHL	AHL
2/6	at ARI	2-1(W),3/1 17:23	0-0,1/0 14:16	0-0,2/-1 20:54	0-0,1/0 15:17	AHL	2-1,5/1 13:53	AHL	AHL
2/8	at VGK	1-1,6/-1 20:43	0-0,1/0 13:47	0-0,3/-1 22:30	0-1,1/-1 12:16	AHL	0-1,2/-1 19:32	AHL	AHL
2/11	at DAL	1-0,2/0 20:02	0-0,0/0 11:23	0-0,2/-1 23:36	0-0,1/0 14:09	AHL	0-1,1/0 16:34	AHL	AHL
2/14	vs. NJ	0-1,2/1 18:41	1-1,2/3 15:02	0-2,3/4 22:15	0-0,1/-2 13:08	AHL	1-0(W),4/1 14:46	AHL	AHL
2/16	vs. EDM	2-1,6/0 21:26	0-0,0/0 14:12	0-0,1/0 24:21	0-0,0/0 12:13	AHL	0-1,4/1 19:21	AHL	AHL
2/18	at NSH	1-0,5/1 17:10	1-0,4/1 14:49	0-0,1/1 23:25	0-0,0/0 14:45	AHL	1-0(W),2/1 12:17	AHL	AHL
2/21	vs. NYR	1-0,1/-2 21:36	0-0,1/-1 15:18	0-0,2/-2 21:19	0-1,2/1 13:05	AHL	0-1,5/-2 19:28	AHL	AHL
2/22	at TOR	0-1,7/0 19:41	1-0,2/0 14:14	0-0,1/-2 13:04	0-1,2/0 11:20	AHL	0-1,2/0 17:24	AHL	AHL
2/25	vs. DAL	1-0,4/0 19:20	0-0,3/0 16:19	INJ	0-0,2/-1 12:10	AHL	0-1,3/0 15:58	AHL	FLA
2/28	vs. COL	0-2,4/1 21:54	0-0,4/-1 14:54	INJ	0-0,1/0 11:23	AHL	0-0,5/-1 19:44	AHL	FLA
2/29	at MTL	0-0,3/-2 20:58	0-0,0/2 14:43	INJ	0-0,1/0 10:48	AHL	0-0,5/-3 17:05	AHL	FLA
3/5	at PHI	0-0,0/-1 17:42	0-0,2/-2 14:14	INJ	0-1,0/1 13:05	AHL	0-0,2/-1 17:03	AHL	FLA
3/7	at NYI	0-1,1/1 21:41	0-0,1/0 11:08	INJ	0-0,1/1 16:36	AHL	0-2,0/1 19:09	AHL	FLA
3/8	at PIT	0-0,4/0 20:25	0-1,1/1 11:51	INJ	0-1,0/2 13:42	AHL	0-0,2/-1 17:08	2-1,2/3 10:22	FLA
3/10	at DET	2-1,3/0 18:38	1-0,4/0 12:58	INJ	0-0,1/0 14:46	AHL	0-1,3/-1 16:37	1-0,2/0 13:12	FLA

Skaters: Goals-Assists (Game Winning), Shots / (+/-) TOI

GAME BY GAME

DATE	OPP.	GAUTHIER #44	MARTINOOK #48	GARDINER #51	HAULA #56	VAN RIEMSDYK #57	BISHOP #64	WALLMARK #71	SLAVIN #74
10/3	vs. MTL	AHL	0-0,2/0 09:59	0-0,2/0 19:45	1-0,5/1 17:26	INJ	AHL	1-0,3/0 10:14	0-0,4/-2 23:47
10/5	at WSH	AHL	0-1,0/1 10:44	1-0(W),2/1 17:19	1-0,1/-1 18:35	INJ	AHL	0-0,0/1 10:15	1-0,2/0 22:42
10/6	vs. TB	AHL	0-0,0/0 12:37	0-0,2/-1 16:02	1-0,3/-1 18:24	INJ	AHL	0-0,2/-1 10:43	1-0(W),4/0 23:35
10/8	at FLA	AHL	0-0,1/0 14:33	0-1,0/1 15:01	0-0,4/1 17:14	INJ	AHL	0-0,2/0 13:38	0-1,0/2 23:07
10/11	vs. NYI	0-0,0/0 08:23	INJ	0-0,1/0 17:32	1-0(W),3/1 17:47	INJ	AHL	0-0,1/0 09:03	0-1,1/2 20:27
10/12	vs. CBJ	0-0,0/1 08:26	INJ	0-0,3/-1 19:38	1-0,2/1 17:45	INJ	AHL	0-0,1/1 09:44	0-1,2/2 20:22
10/15	at LA	AHL	INJ	0-0,0/1 16:04	0-1,1/1 17:43	INJ	AHL	0-0,0/0 12:50	0-0,1/1 20:38
10/16	at SJ	AHL	INJ	0-0,1/-1 19:59	1-0,5/-1 18:46	INJ	AHL	0-0,0/-1 11:49	0-0,2/1 18:42
10/18	at ANA	AHL	INJ	0-0,0/-1 17:28	1-0,1/-1 09:04	0-0,0/0 11:28	AHL	0-0,2/0 11:11	0-0,3/-1 24:08
10/24	at CBJ	AHL	INJ	0-0,0/-2 16:27	0-0,1/1 20:22	0-0,0/-2 13:19	AHL	0-1,4/0 12:25	0-1,2/2 25:52
10/26	vs. CHI	AHL	INJ	0-1,2/1 17:28	0-1,2/0 12:46	0-0,0/1 17:12	AHL	0-0,0/0 12:14	0-1,2/1 23:23
10/29	vs. CGY	AHL	INJ	0-0,0/0 17:25	0-0,2/0 14:11	0-0,1/0 14:26	AHL	0-1,1/1 10:43	0-0,4/0 21:20
11/1	vs. DET	AHL	INJ	0-1,0/0 18:25	0-0,1/0 17:27	0-1,1/1 14:38	AHL	0-0,1/0 12:11	0-3,1/3 21:01
11/2	vs. NJ	AHL	INJ	0-1,3/1 19:40	1-1,1/0 16:08	0-0,3/-1 11:45	AHL	0-0,0/-1 08:55	0-0,2/-2 23:35
11/5	at PHI	AHL	INJ	0-0,1/-2 17:02	INJ	0-1,1/1 15:40	AHL	1-0,2/0 17:09	0-0,3/-1 20:05
11/7	vs. NYR	AHL	INJ	0-0,1/-2 19:12	INJ	0-0,0/1 14:36	AHL	0-0,5/-1 15:35	0-1,3/-1 23:12
11/9	at OTT	AHL	INJ	0-0,0/-1 18:32	INJ	0-0,3/-1 14:28	AHL	0-0,1/0 16:20	0-0,2/-2 22:16
11/11	vs. OTT	AHL	INJ	0-1,3/0 16:04	INJ	DNP	AHL	0-1,1/-2 17:22	0-0,8/1 22:00
11/14	at BUF	AHL	INJ	0-0,2/-3 12:48	0-0,1/-2 13:03	DNP	AHL	0-0,2/-2 11:50	0-0,2/0 24:20
11/16	at MIN	AHL	0-1,1/-1 10:56	0-0,1/-2 14:03	0-0,0/0 14:44	0-0,1/-1 12:17	AHL	0-0,1/-1 09:04	0-0,0/2 23:15
11/19	at CHI	AHL	0-0,0/0 12:43	0-0,3/0 13:47	INJ	0-0,2/0 14:51	AHL	0-2,0/2 15:22	0-1,2/2 24:26
11/21	vs. PHI	AHL	0-0,3/1 12:21	0-0,0/-1 13:46	INJ	0-0,2/-1 14:49	AHL	1-0,2/1 13:08	0-0,0/-1 22:01
11/23	vs. FLA	AHL	0-0,0/-2 10:16	0-0,1/-2 14:32	INJ	0-0,3/-2 13:42	AHL	0-0,0/1 14:54	0-1,1/3 23:52
11/24	at DET	AHL	0-0,1/0 10:30	0-0,2/0 15:51	INJ	0-0,3/0 15:05	AHL	0-0,0/0 16:55	0-0,1/1 21:02
11/27	at NYR	AHL	0-0,1/-1 09:46	0-0,3/-1 15:17	INJ	DNP	AHL	0-0,1/0 14:32	0-1,1/1 21:07
11/29	vs. NSH	AHL	0-0,1/-1 11:28	0-0,2/-2 16:15	INJ	DNP	0-0,2/-1 08:13	0-0,2/-1 15:48	0-0,3/0 22:08
11/30	at TB	AHL	1-0,1/1 11:44	0-0,0/0 12:49	INJ	0-0,0/0 12:46	0-1,0/1 07:05	0-0,0/0 14:47	1-1(W),2/1 23:56
12/3	at BOS	AHL	0-0,0/-1 15:06	0-0,0/-1 16:15	INJ	0-0,2/-1 07:56	0-0,1/0 06:31	0-0,2/-1 16:30	0-0,3/0 21:02
12/5	vs. SJ	AHL	0-0,0/0 13:26	1-0,2/0 13:22	INJ	DNP	0-0,0/-1 06:21	0-0,1/0 16:56	0-0,1/-1 24:57
12/7	vs. MIN	AHL	0-0,1/-1 14:13	0-0,2/1 16:06	INJ	0-1,0/0 14:37	0-0,1/-1 10:05	1-0,1/1 13:55	0-1,4/1 20:42
12/10	at EDM	0-0,0/0 06:52	1-0(W),2/1 11:11	0-1,1/0 12:54	INJ	0-0,0/0 12:43	AHL	0-1,1/0 14:00	0-0,2/-1 22:05
12/12	at VAN	0-0,1/0 04:04	0-0,0/0 07:31	0-0,1/0 12:46	INJ	0-0,0/0 12:40	AHL	0-0,2/0 15:58	0-0,3/-1 22:42
12/14	at CGY	0-1,0/1 09:13	0-2,1/2 12:34	0-0,1/0 13:19	INJ	DNP	AHL	0-0,1/0 13:08	0-0,1/1 23:13
12/17	at WPG	AHL	0-0,0/-1 13:04	0-0,1/0 15:11	INJ	0-0,0/0 15:13	AHL	1-0,1/-1 15:59	0-1,2/3 22:26
12/19	at COL	AHL	0-2,0/2 09:53	0-0,1/0 16:03	INJ	0-0,1/0 10:44	AHL	0-1,2/1 15:50	1-0(W),6/2 21:34
12/21	vs. FLA	AHL	0-0,5/0 11:42	0-0,0/-2 17:19	0-0,5/-2 15:15	0-0,2/-1 13:16	AHL	1-0,1/0 11:44	0-0,4/1 21:23
12/23	at TOR	AHL	0-0,3/-2 11:18	0-0,1/0 15:05	2-1,3/2 14:52	0-0,1/-1 11:28	AHL	0-2,0/-1 11:39	0-0,1/1 23:49
12/27	at NYR	AHL	0-0,0/1 10:18	0-0,2/0 16:32	0-0,0/-1 19:58	0-0,2/0 13:59	AHL	1-1,5/2 11:27	0-0,2/1 20:13
12/28	vs. WSH	AHL	0-1,1/-1 10:49	0-0,1/0 14:06	0-1,1/1 15:27	DNP	AHL	1-0,2/-2 14:18	0-1,1/4 24:57
12/31	vs. MTL	AHL	0-0,1/0 09:37	0-0,0/-1 15:17	1-1(W),4/1 14:35	DNP	AHL	0-1,0/1 09:48	0-0,2/0 25:30
1/3	vs. WSH	AHL	0-0,1/-1 08:21	0-1,4/-1 15:01	0-0,2/0 16:01	DNP	AHL	0-0,3/-1 10:37	0-0,1/1 24:05
1/5	vs. TB	AHL	0-0,0/-1 09:20	0-0,0/0 19:10	0-0,2/0 17:36	DNP	AHL	0-0,3/-1 11:34	0-1,2/-2 22:10
1/7	vs. PHI	AHL	0-1,3/1 13:35	1-1,4/1 17:12	0-1,0/1 15:55	DNP	AHL	1-0,1/1 12:09	0-0,0/-1 24:53
1/10	vs. ARI	AHL	0-0,0/1 12:30	0-1,1/1 17:53	0-1,2/1 15:47	0-0,1/1 13:25	AHL	1-0,5/1 13:41	0-1,1/1 22:23
1/11	vs. LA	AHL	0-0,1/0 10:26	0-0,1/0 18:40	0-0,2/1 17:14	0-0,3/0 13:30	AHL	0-0,0/0 11:46	0-0,1/1 21:36
1/13	at WSH	AHL	0-0,1/0 09:56	0-0,1/-1 18:11	0-0,2/-1 13:45	0-0,1/0 12:51	AHL	0-0,0/0 12:35	0-0,1/0 22:35
1/16	at CBJ	AHL	0-0,2/0 13:29	0-1,0/0 14:45	0-0,3/-2 15:45	0-0,2/-2 16:15	AHL	0-1,2/1 14:24	0-0,3/0 23:32
1/17	vs. ANA	AHL	0-0,0/0 12:06	0-0,0/-1 21:51	0-0,2/0 14:46	0-0,0/-1 13:05	AHL	0-0,2/0 13:01	0-0,3/1 25:23
1/19	vs. NYI	AHL	DNP	0-0,0/1 21:49	0-0,1/-1 14:09	0-0,2/0 12:27	AHL	0-0,2/0 16:42	0-0,2/-1 26:39
1/21	vs. WPG	AHL	0-0,0/0 10:26	0-0,0/1 17:25	DNP	0-0,0/0 15:16	AHL	0-0,0/1 13:01	0-1,2/1 25:58
1/31	vs. VGK	AHL	0-1,2/-1 13:12	0-0,2/-1 20:47	0-0,1/1 16:14	0-0,0/1 17:56	AHL	0-0,1/0 12:31	0-1,1/-1 22:28
2/2	vs. VAN	AHL	0-0,1/0 12:18	0-1,2/1 19:59	0-0,3/-1 14:23	0-0,2/-2 21:14	AHL	0-0,0/0 10:40	0-1,1/0 25:13
2/4	at STL	AHL	0-0,0/-1 05:02	0-1,2/-1 20:09	0-0,2/-1 17:59	0-0,0/0 17:15	AHL	DNP	0-1,2/0 25:15
2/6	at ARI	AHL	INJ	0-0,2/-1 17:06	0-0,2/0 12:12	0-2,0/3 21:07	AHL	0-0,1/2 13:20	1-0,2/3 24:27
2/8	at VGK	AHL	INJ	0-3,2/-1 19:33	1-1,1/-1 12:13	0-0,1/0 21:12	AHL	0-0,1/0 12:34	0-0,3/-1 27:12
2/11	at DAL	AHL	INJ	0-0,1/-2 18:45	0-0,0/0 12:48	0-0,0/0 20:13	AHL	0-0,2/0 11:47	0-1,4/0 23:09
2/14	vs. NJ	AHL	INJ	0-0,1/3 17:46	0-0,1/3 17:23	0-0,2/0 18:15	AHL	0-0,0/-1 11:14	0-0,1/0 23:46
2/16	vs. EDM	AHL	INJ	0-0,1/0 19:54	0-0,0/0 18:45	1-0,2/0 18:00	AHL	0-0,0/0 06:59	0-2,1/1 25:36
2/18	at NSH	NYR	INJ	0-0,2/1 18:48	0-1,2/1 14:22	0-1,3/0 20:07	AHL	0-0,0/0 12:34	0-0,0/0 22:06
2/21	vs. NYR	NYR	INJ	0-0,1/-2 15:18	0-0,2/-1 16:19	0-0,2/0 16:03	AHL	0-0,0/0 06:07	0-2,1/-1 26:10
2/22	at TOR	NYR	0-0,1/0 10:55	0-1,2/1 17:53	0-0,2/0 15:00	0-0,1/1 17:02	AHL	1-0,3/0 12:06	0-0,1/-1 27:55
2/25	vs. DAL	NYR	0-0,0/-1 10:19	0-0,1/0 19:40	FLA	0-0,2/0 16:36	AHL	FLA	0-1,5/0 22:48
2/28	vs. COL	NYR	0-0,4/0 09:22	0-0,0/-1 12:48	FLA	0-0,1/-1 13:52	AHL	FLA	0-1,3/0 27:58
2/29	at MTL	NYR	0-0,0/0 10:23	0-0,0/0 12:23	FLA	0-0,1/-1 10:42	AHL	FLA	0-1,3/1 26:03
3/5	at PHI	NYR	0-0,0/0 11:44	0-0,2/-1 14:59	FLA	0-0,0/-1 16:02	AHL	FLA	0-0,4/0 24:05
3/7	at NYI	NYR	0-0,0/0 11:17	0-0,0/-2 13:20	FLA	0-0,1/-1 12:10	AHL	FLA	0-0,0/0 27:01
3/8	at PIT	NYR	0-2,1/3 11:35	1-1(W),4/1 15:38	FLA	0-1,1/1 13:51	AHL	FLA	1-0,4/1 23:08
3/10	at DET	NYR	0-0,2/0 12:06	0-3,3/0 13:44	FLA	0-0,2/2 16:23	AHL	FLA	0-0,3/1 27:09

Skaters: Goals-Assists (Game Winning), Shots / (+/-) TOI

GAME BY GAME

DATE	OPP.	SKJEI #76	TERAVAINEN #86	NECAS #88	FORSBERG #31	MRAZEK #34	NEDELJKOVIC #39	REIMER #47	AYRES #90
10/3	vs. MTL	NYR	0-1,6/1 20:06	1-0,2/0 15:16	AHL	3/36 W 65:00	AHL	DND	
10/5	at WSH	NYR	0-1,0/0 17:26	0-0,2/-1 14:42	AHL	DND	AHL	2/34 W 64:01	
10/6	vs. TB	NYR	0-1,3/0 20:14	0-0,2/-1 10:55	AHL	3/13 W 61:48	AHL	DND	
10/8	at FLA	NYR	1-1,4/1 14:31	0-1,1/1 12:50	AHL	DND	AHL	3/50 W 60:00	
10/11	vs. NYI	NYR	1-0,2/2 18:17	0-1,1/1 14:07	AHL	2/19 W 60:00	AHL	DND	
10/12	vs. CBJ	NYR	0-0,0/-2 19:09	0-1,1/1 15:35	AHL	DND	AHL	3/35 L 57:13	
10/15	at LA	NYR	0-1,0/1 16:34	1-0(W),1/1 16:13	AHL	0/31 W 60:00	AHL	DND	
10/16	at SJ	NYR	0-1,3/0 19:40	0-0,1/-1 13:14	AHL	DND	AHL	4/21 L 58:14	
10/18	at ANA	NYR	0-1,1/1 23:45	0-0,0/-2 14:51	AHL	4/13 L 25:51	AHL	0/7 30:09	
10/24	at CBJ	NYR	0-0,2/0 20:11	0-1,0/0 11:44	AHL	4/31 O 63:28	AHL	DND	
10/26	vs. CHI	NYR	0-0,3/1 17:24	0-0,1/0 12:29	AHL	0/32 W 59:43	AHL	DND	
10/29	vs. CGY	NYR	0-1,1/-1 19:16	0-0,1/0 13:38	AHL	1/29 W 59:42	AHL	DND	
11/1	vs. DET	NYR	1-0,5/1 19:42	1-0(W),4/0 13:21	AHL	3/32 W 60:00	AHL	DND	
11/2	vs. NJ	NYR	1-0,3/-1 21:39	0-1,0/1 12:44	AHL	DND	AHL	4/25 L 58:05	
11/5	at PHI	NYR	0-0,4/-1 22:04	0-1,2/0 16:54	AHL	4/28 L 59:54	AHL	DND	
11/7	vs. NYR	NYR	0-1,3/-1 20:58	0-1,4/0 13:30	AHL	3/18 L 58:04	AHL	DND	
11/9	at OTT	NYR	0-1,3/-1 17:04	0-0,1/-1 14:53	AHL	DND	AHL	4/30 L 60:00	
11/11	vs. OTT	NYR	0-1,1/3 14:55	1-1,2/-1 14:34	AHL	2/29 W 60:00	AHL	DND	
11/14	at BUF	NYR	1-2,3/1 21:52	0-1,1/0 12:47	AHL	4/33 W 62:28	AHL	DND	
11/16	at MIN	NYR	0-1,7/0 21:41	0-1,0/0 13:04	AHL	DND	AHL	3/35 W 61:33	
11/19	at CHI	NYR	0-0,4/2 19:00	1-0,4/1 11:46	AHL	2/32 W 59:54	AHL	DND	
11/21	vs. PHI	NYR	1-1,3/-2 21:23	0-0,1/-1 13:46	AHL	4/22 L 58:26	AHL	DND	
11/23	vs. FLA	NYR	0-3,2/3 19:31	1-0,2/1 13:45	AHL	2/23 W 60:00	AHL	DND	
11/24	at DET	NYR	1-1,6/2 18:01	0-0,2/0 16:53	AHL	DND	AHL	0/19 W 60:00	
11/27	at NYR	NYR	0-0,3/0 21:38	0-0,1/0 13:04	AHL	3/25 L 57:54	AHL	DND	
11/29	vs. NSH	NYR	0-0,2/-1 18:03	0-0,0/-1 12:43	AHL	3/28 L 60:00	AHL	DND	
11/30	at TB	NYR	0-0,2/0 19:30	INJ	AHL	DND	AHL	2/38 W 59:38	
12/3	at BOS	NYR	0-0,1/-1 21:06	INJ	AHL	DND	AHL	2/34 L 59:16	
12/5	vs. SJ	NYR	0-0,6/0 21:31	INJ	AHL	2/30 W 64:21	AHL	DND	
12/7	vs. MIN	NYR	0-3,3/2 17:05	INJ	AHL	2/24 W 60:00	AHL	DND	
12/10	at EDM	NYR	0-2,2/0 18:46	0-0,1/0 13:05	AHL	DND	AHL	3/36 W 58:44	
12/12	at VAN	NYR	0-0,4/-1 20:20	0-0,3/0 17:11	AHL	1/26 O 60:14	AHL	DND	
12/14	at CGY	NYR	0-2,2/1 19:57	0-0,0/0 13:18	AHL	DND	AHL	0/32 W 60:00	
12/17	at WPG	NYR	0-1,1/2 19:55	0-0,1/-1 13:48	AHL	3/33 W 60:00	AHL	DND	
12/19	at COL	NYR	0-1,3/1 17:44	0-0,1/0 15:17	AHL	DND	AHL	1/28 W 60:00	
12/21	vs. FLA	NYR	0-1,4/1 19:47	0-1,1/-2 14:06	AHL	4/22 L 56:51	AHL	DND	
12/23	at TOR	NYR	0-1,5/-1 19:07	2-2,2/3 13:20	AHL	4/31 L 54:09	AHL	3/7 05:10	
12/27	at NYR	NYR	0-1,2/1 19:34	0-0,3/-2 15:09	AHL	DND	AHL	5/24 L 57:48	
12/28	vs. WSH	NYR	0-0,0/0 17:20	1-0(W),1/1 12:52	AHL	4/29 W 60:00	AHL	DND	
12/31	vs. MTL	NYR	0-2,5/0 19:13	0-0,2/0 11:57	AHL	1/30 W 60:00	AHL	DND	
1/3	vs. WSH	NYR	1-0,2/0 22:38	0-1,1/0 14:23	AHL	4/29 L 59:07	AHL	DND	
1/5	vs. TB	NYR	0-0,3/0 18:29	0-0,1/0 16:27	AHL	3/26 L 57:06	AHL	DND	
1/7	vs. PHI	NYR	0-0,2/-1 16:41	0-1,0/2 14:09	AHL	DND	AHL	4/21 W 61:56	
1/10	vs. ARI	NYR	0-0,0/0 18:02	1-0,2/1 16:16	AHL	0/32 W 60:00	AHL	DND	
1/11	vs. LA	NYR	1-1,4/2 17:32	0-0,0/0 13:25	AHL	DND	AHL	0/41 W 60:00	
1/13	at WSH	NYR	0-0,4/0 19:02	0-0,1/-1 12:20	AHL	2/30 L 57:17	AHL	DND	
1/16	at CBJ	NYR	0-1,1/0 15:08	1-0,2/1 15:59	AHL	3/18 L 58:46	AHL	DND	
1/17	vs. ANA	NYR	0-1,3/1 17:53	0-0,1/0 13:14	AHL	DND	AHL	2/37 O 61:33	
1/19	vs. NYI	NYR	0-0,2/0 19:07	0-0,0/-1 14:23	AHL	DND	AHL	1/27 W 65:00	
1/21	vs. WPG	NYR	1-2,3/2 18:32	1-0,2/1 14:15	AHL	1/17 W 59:57	AHL	DND	
1/31	vs. VGK	NYR	1-1,1/-1 17:28	0-0,0/0 13:33	AHL	4/37 L 58:40	AHL	DND	
2/2	vs. VAN	NYR	0-1,2/-1 19:59	0-0,1/-1 15:49	AHL	DND	AHL	3/35 W 64:58	
2/4	at STL	NYR	0-0,1/0 17:47	1-0,2/-1 15:06	AHL	6/26 L 59:56	AHL	DND	
2/6	at ARI	NYR	0-1,2/3 19:09	0-0,1/1 12:36	AHL	DND	AHL	3/33 W 60:00	
2/8	at VGK	NYR	1-1,1/0 19:07	1-0,3/0 16:00	AHL	DND	AHL	5/38 W 64:51	
2/11	at DAL	NYR	0-0,3/0 20:19	0-0,1/-2 14:30	AHL	3/36 L 58:55	AHL	DND	
2/14	vs. NJ	NYR	0-1,2/1 19:10	1-1,1/2 13:51	AHL	2/37 W 59:58	AHL	DND	
2/16	vs. EDM	NYR	0-1,2/2 20:18	0-0,3/-1 16:48	AHL	DND	AHL	4/24 O 63:42	
2/18	at NSH	NYR	0-0,0/1 16:47	0-1,2/1 13:37	AHL	1/29 W 60:00	AHL	DND	
2/21	vs. NYR	NYR	0-0,5/-2 22:23	0-0,0/-1 14:04	AHL	4/35 L 58:25	AHL	DND	
2/22	at TOR	NYR	1-0(W),4/-1 20:43	1-1,4/0 13:57	AHL	1/15 25:09	AHL	0/1 06:10	2/10 W 28:41
2/25	vs. DAL	0-0,5/0 20:37	0-0,3/0 19:04	0-0,1/0 16:12	DND	INJ	4/16 L 59:52	INJ	
2/28	vs. COL	0-1,1/0 20:10	2-0,5/2 20:35	0-0,0/-2 16:54	3/32 L 57:30	INJ	DND	INJ	
2/29	at MTL	0-0,1/-2 23:29	0-1,5/-1 19:57	0-1,1/1 15:19	3/20 24:03	INJ	1/19 O 36:27	INJ	
3/5	at PHI	0-0,2/-2 21:34	0-0,2/-2 15:08	0-0,0/-1 16:26	DND	INJ	4/32 L 60:00	INJ	
3/7	at NYI	0-0,3/0 21:01	0-1,1/1 20:05	0-0,2/-2 13:21	2/26 W 61:36	INJ	DND	INJ	
3/8	at PIT	0-0,1/2 20:12	0-0,2/0 20:11	0-1,2/0 12:45	DND	INJ	2/30 W 60:00	INJ	
3/10	at DET	0-0,2/-2 18:44	0-2,3/0 18:55	0-0,2/0 11:41	DND	2/25 W 59:56	AHL	INJ	

Skaters: Goals-Assists (Game Winning), Shots / (+/-) TOI

Goalies: Goals Allowed/Shots, Decision, Minutes Played

2019-20 TRANSACTIONS

SEPTEMBER 2019

- 14 Returned Luke Henman, Blake Murray and Jamieson Rees to their junior clubs
- 17 Signed Fredrik Claesson to a one-year, two-way contract
- 18 Signed Ryan Suzuki to a three-year, entry-level contract
- 21 Assigned Callum Booth and Jeremy Helvig to Charlotte (AHL)
- 24 Acquired Joel Edmundson, Dominik Bokk and a seventh-round selection in the 2021 NHL Draft from the St. Louis Blues in exchange for Justin Faulk and a fifth-round selection in the 2020 NHL Draft
- 24 Assigned Fredrik Claesson, Alex Lintuniemi, Jacob Pritchard and Spencer Smallman to Charlotte (AHL)
- 26 Assigned Jake Bean, Morgan Geekie, Janne Kuokkanen, Steven Lorentz, Eetu Luostarinen, Stelio Mattheos, Alex Nedeljkovic and Kyle Wood to Charlotte (AHL)
- 26 Assigned Jesper Sellgren to Lulea HF (SHL)
- 26 Assigned Ryan Suzuki to Barrie (OHL)
- 29 Assigned Chase Priskie to Charlotte (AHL)

OCTOBER 2019

- 1 Assigned Clark Bishop, Anton Forsberg, Gustav Forsling, Julien Gauthier, Brian Gibbons and Roland McKeown to Charlotte (AHL) and placed Trevor van Riemsdyk and Max McCormick on non-roster injured reserve
- 3 Assigned Max McCormick to Charlotte (AHL)
- 9 Recalled Julien Gauthier from Charlotte (AHL)
- 12 Reassigned Julien Gauthier to Charlotte (AHL) and activated Trevor van Riemsdyk from non-roster injured reserve
- 13 Recalled Brian Gibbons from Charlotte (AHL)
- 14 Placed Jordan Martinook on injured reserve
- 17 Reassigned Brian Gibbons to Charlotte (AHL)
- 25 Recalled Brian Gibbons from Charlotte (AHL)
- 26 Reassigned Brian Gibbons to Charlotte (AHL)
- 28 Recalled Brian Gibbons from Charlotte (AHL)

NOVEMBER 2019

- 6 Recalled Eetu Luostarinen from Charlotte (AHL)
- 12 Reassigned Eetu Luostarinen to Charlotte (AHL)
- 15 Activated Jordan Martinook from injured reserve
- 16 Reassigned Brian Gibbons to Charlotte (AHL)
- 17 Recalled Eetu Luostarinen from Charlotte (AHL)
- 29 Recalled Clark Bishop from Charlotte (AHL) and reassigned Eetu Luostarinen to Charlotte (AHL)

DECEMBER 2019

- 4 Recalled Brian Gibbons from Charlotte (AHL)
- 7 Reassigned Clark Bishop and Brian Gibbons to Charlotte (AHL)
- 8 Recalled Julien Gauthier from Charlotte (AHL)
- 12 Acquired Oliver Kaski from the Detroit Red Wings in exchange for Kyle Wood
- 15 Reassigned Julien Gauthier to Charlotte (AHL)
- 16 Recalled Brian Gibbons from Charlotte (AHL)
- 20 Reassigned Brian Gibbons to Charlotte (AHL)

JANUARY 2020

- 7 Signed Justin Williams to a one-year contract
- 21 Placed Dougie Hamilton on injured reserve

FEBRUARY 2020

- 18 Acquired Joey Keane from the New York Rangers in exchange for Julien Gauthier
- 22 Signed David Ayres to an amateur tryout agreement
- 23 Recalled Anton Forsberg and Alex Nedeljkovic from Charlotte (AHL)
- 24 Acquired Vincent Trocheck from the Florida Panthers in exchange for Erik Haula, Lucas Wallmark, Eetu Luostarinen and Chase Priskie
- 24 Acquired Sami Vatanen from the New Jersey Devils in exchange for Fredrik Claesson, Janne Kuokkanen and a conditional fourth-round pick in the 2020 NHL Draft
- 24 Placed Dougie Hamilton on long-term injured reserve and placed Brett Pesce on injured reserve
- 24 Acquired Brady Skjei from the New York Rangers in exchange for a first-round pick in the 2020 NHL Draft

MARCH 2020

- 7 Recalled Morgan Geekie from Charlotte (AHL)
- 9 Reassigned Alex Nedeljkovic to Charlotte (AHL)
- 24 Signed David Cotton to a two-year, entry-level contract and signed Jason Cotton to a one-year, entry-level contract

APRIL 2020

None

MAY 2020

None

JUNE 2020

None

JULY 2020

None

AUGUST 2020

None

1979

APRIL 22 Named Don Blackburn head coach.
JUNE 22 Claimed Maynard Schurman from the Philadelphia Flyers and Al Sims from the Boston Bruins in NHL Expansion Draft; Selected Bob Stephenson in WHA Dispersal Draft.
AUGUST 28 Signed Chuck Luksa as a free agent.
SEPTEMBER 20 Signed Ken Holland as a free agent.
NOVEMBER 2 Signed Greg Carroll as a free agent.
DECEMBER 27 Signed Larry Giroux as a free agent.
DECEMBER 28 Acquired Pat Boutette from the Toronto Maple Leafs for Bob Stephenson.

1980

JANUARY 17 Obtained Tom Rowe from Washington Capitals for Alan Hangesleben.
FEBRUARY 27 Acquired Bobby Hull from Winnipeg Jets for future considerations.
JUNE 4 Gordie Howe retired and became director of player development.
JUNE 5 Obtained Rick Meagher from Montreal Canadiens for 1981 third and fifth round draft picks (Paul McDermid, Don Bourbonnais) for Montreal's third and fifth picks in the same draft (Dreter Hegen, Steve Rooney).
JUNE 15 Acquired Mike Veisor from Chicago Blackhawks for a second-round 1981 draft pick (Kevin Griffin).
AUGUST 30 Signed Glenn Merkosky as a free agent.
DECEMBER 5 Acquired Norm Barnes and Jack McIlhargey from Philadelphia Flyers for a 1982 second-round draft choice (later transferred to Toronto, Peter Ihnacek).
DECEMBER 16 Obtained Mike Fidler from Minnesota North Stars for Gordie Roberts.

1981

JANUARY 15 Acquired a 1981 fifth-round draft pick (Bill Maguire) from the New York Rangers for Nick Fotiu.
FEBRUARY 20 Acquired Gilles Lupien from Pittsburgh Penguins for a 1981 sixth-round draft pick (Paul Edwards); Don Blackburn fired as head coach; Named assistant coach Larry Pleau as interim head coach (interim dropped on March 9).
FEBRUARY 22 Captain Rick Ley retires due to a knee injury and becomes assistant coach.
MARCH 3 Signed Ross Yates as a free agent.
APRIL 1 Named Larry Pleau director of hockey operations.
APRIL 2 Signed Dan Fridgen as a free agent.
MAY 15 Signed Jeff Brownschidle as a free agent.
JUNE 15 Signed Greg Millen as a free agent from the Pittsburgh Penguins. Pat Boutette and Kevin McClelland later sent to Pittsburgh as compensation.
JULY 3 Acquired Rick MacLeish, Don Gillen, Blake Wesley, along with a first-round pick (Paul Lawless), a second-round pick (Mark Paterson) and a third round pick (Kevin Dineen) in 1982 draft from Philadelphia Flyers for Fred Arthur, Ray Allison, a first-round pick (Ron Sutter) and a third-round pick (Miroslav Dvorak) in 1982.
OCTOBER 2 Obtained Gary Howatt from New York Islanders for a fifth-round 1983 draft pick (Bob Caulfield); Obtained Doug Sulliman, Chris Kotsopoulos and Gerry McDonald from the New York Rangers for Mike Rogers and a 10th-round 1982 pick (Simo Saarinen).
OCTOBER 5 Claimed Rob McClanahan from the Buffalo Sabres and Mike McDougal from New York Rangers in NHL Waiver Draft.
OCTOBER 16 Signed Paul Shmyr as a free agent.
NOVEMBER 15 Acquired George Lyle from the Detroit Red Wings off waivers.
DECEMBER 21 Acquired Pierre Larouche from Montreal Canadiens for a flip-flop of first-round draft picks in 1984 (Montreal selected Peter Svoboda fifth overall, Hartford chose Sylvain Cote 11th overall), Hartford's second pick in 1984 (Brian Benning – which was later traded by Montreal to St. Louis along with Rick Walmsey and Montreal's second choice – Tony Hrkac – and third choice – Robert Dirk – for St. Louis' first choice – Shayne Corson – and second – Stephane Richer – in 1984 draft), and a third-round choice in 1985 (Rocky Dundas).
DECEMBER 29 Acquired Russ Anderson and an eighth-round draft pick in 1983 (Chris DuPerron) for Rick MacLeish.

1982

JANUARY 12 Acquired Michel Plasse and a 1983 fourth-round draft pick (Ron Chyzowski) from the Quebec Nordiques for John Garrett.
JANUARY 29 Traded Rob McClanahan to New York Rangers for a 10th-round 1983 draft pick (Reine Karlsson).
JUNE 2 Named Larry Kish head coach; Larry Pleau to remain director of hockey operations.
AUGUST 19 Acquired Greg Adams and Ken Linseman from Philadelphia along with the Flyers' first-round draft choice in 1983 (David A. Jensen) for Mark Howe; Obtained Risto Siltanen and Brent Loney from Edmonton for Ken Linseman and Don Nachbaur.
AUGUST 28 Signed Bob Sullivan as a free agent.

SEPTEMBER 17 Signed Archie Henderson as a free agent.
OCTOBER 3 Acquired Mark Johnson and Kent-Erik Anderson from the Minnesota North Stars for a 1984 fifth-round draft choice (Jiri Poner) and future considerations (Jordy Douglas); Obtained Ed Hospodar from the New York Rangers for Kent-Erik Anderson.

OCTOBER 15 Obtained Merlin Malinowski and the rights to Scott Fusco from the New Jersey Devils for Gary Howatt and Rick Meagher.
OCTOBER 22 Acquired Paul Marshall from Toronto Maple Leafs for a 1983 10th-round draft pick (Greg Rolston).
DECEMBER 3 Acquired Pierre Lacroix from the Quebec Nordiques for Blake Wesley.
DECEMBER 24 Signed Randy Pierce as a free agent.

1983

JANUARY 24 Larry Pleau assumes head coaching duties from Larry Kish.
MARCH 7 John Cuniff named head coach.
MAY 2 Named Emile Francis president and general manager; Larry Pleau named assistant general manager.
JULY 3 Acquired Joel Quenneville and Richie Dunn from Calgary Flames for Mickey Volcan.
JULY 4 Acquired Norm Dupont from Winnipeg Jets for a fourth-round pick (Chris Mills).
JULY 7 Named Jack Evans head coach.
SEPTEMBER 18 Acquired Steve Stoyanovich from the New York Islanders for a 1985 fifth-round pick (Tommy Hedland).
SEPTEMBER 29 Signed Marty Howe as a free agent.
OCTOBER 1 Acquired Greg Malone from Pittsburgh Penguins for a third-round 1985 draft pick (Bruce Racine).
OCTOBER 2 Signed free agent Paul Fenton.
OCTOBER 3 Claimed Mike Zuke, Bob Crawford and Mike Crombeen from St. Louis Blues in NHL Waiver Draft.
OCTOBER 4 Acquired Torrie Robertson from the Washington Capitals for Greg Adams.
NOVEMBER 10 Acquired Ed Staniowski from Winnipeg Jets for Mike Veisor.
DECEMBER 17 Signed Reid Bailey as a free agent.

1984

JANUARY 21 Signed Tony Currie as a free agent after release from Vancouver Canucks.
FEBRUARY 27 Obtained Scot Kleinendorst from the New York Rangers for Blaine Stoughton.
FEBRUARY 29 Signed Dave Tippett as a free agent.
MARCH 1 Signed Mark Fusco as a free agent.
MARCH 3 Acquired Jack Brownschidle off waivers from St. Louis Blues.
MAY 29 Acquired Brad Shaw from the Detroit Red Wings for a 1984 eighth-round draft pick (Lars Karlsson).
SEPTEMBER 6 Acquired Steve Weeks from the New York Rangers for a 1986 third-round draft pick (Shaun Clauston).
OCTOBER 9 Acquired Wally Weir from Quebec Nordiques and Dave Lumley from Edmonton Oilers in NHL Waiver Draft.
NOVEMBER 16 Acquired Pat Boutette from the Pittsburgh Penguins for the rights to Ville Siren.

1985

FEBRUARY 22 Acquired Mike Liut and future considerations (Jorgen Pettersson) from the St. Louis Blues for Greg Millen and Mark Johnson.
MARCH 12 Acquired Peter Sidorkiewicz and Dean Evason from the Washington Capitals for David A. Jensen.
SEPTEMBER 17 Signed John Newberry as a free agent.
OCTOBER 7 Obtained Stewart Gavin from Toronto Maple Leafs for Chris Kotsopoulos.
OCTOBER 8 Purchased Tim Bothwell from the St. Louis Blues.
NOVEMBER 21 Acquired Dave Babych from the Winnipeg Jets for Ray Neufeld.
DECEMBER 6 Acquired Doug Jarvis from the Washington Capitals for Jorgen Pettersson.

1986

JANUARY 17 Acquired Wayne Babych from the Quebec Nordiques for Greg Malone.
FEBRUARY 3 Obtained Bill Gardner from the Chicago Blackhawks for a 1987 third-round draft pick (Mike Dagenais).
MARCH 8 Acquired John Anderson from the Quebec Nordiques for Risto Siltanen.
MARCH 11 Acquired Mike McEwen from the New York Rangers for Bob Crawford.
OCTOBER 7 Acquired Yves Courteau from Calgary Flames for Mark Paterson.
OCTOBER 9 Claimed Gord Sherven from Edmonton Oilers in NHL Waiver Draft.
OCTOBER 21 Acquired Dave Barr from St. Louis Blues for Tim Bothwell.
DECEMBER 11 Acquired Dave Semenko from the Edmonton Oilers for a third-round 1988 draft choice (Trevor Sim).

TRADES AND ACQUISITIONS

1987

JANUARY 12	Acquired Randy Ladouceur from Detroit Red Wings for Dave Barr.
MARCH 10	Acquired Pat Hughes from St. Louis Blues for a 1987 10th-round draft choice (Andy Cesarski). Signed free agents Roger Kortko and Tom Martin.
JULY 27	Acquired Bill Root from the Toronto Maple Leafs for Dave Semenko.
SEPTEMBER 8	Acquired Mark Reeds from the St. Louis Blues for a third-round pick in 1989 draft (later upgraded to a 1989 second-round pick in Charles Bourgeois deal – Rick Corriveau); Acquired Brent Peterson from the Vancouver Canucks in the 1987 waiver draft.
OCTOBER 5	
OCTOBER 15	Signed Dave Williams as a free agent.

1988

JANUARY 3	Acquired Neil Sheehy, Carey Wilson, and the rights to Lane MacDonald from the Calgary Flames for Dan Murzyn and Shane Churla.
JANUARY 22	Acquired Lindsay Carson from the Philadelphia Flyers for Paul Lawless.
FEBRUARY 7	Named Larry Pleau head coach, replacing Jack Evans.
FEBRUARY 27	Signed Mike McEwen as a free agent.
MARCH 8	Acquired Charlie Bourgeois and a second-round draft pick in 1989 (Blair Atcheynum) from St. Louis Blues for a 1989 second-round draft selection (Rick Corriveau); Acquired Richard Brodeur from the Vancouver Canucks for Steve Weeks. Signed Mike Tomlak as a free agent.
MAY 15	Signed Ross McKay as a free agent.
JUNE 14	Donald Conrad and Richard Gordon purchased the Hartford Whalers.
JUNE 20	Acquired Ed Kastelic and Grant Jennings from Washington Capitals for Mike Millar and Neil Sheehy.
JULY 6	Signed Allan Tuer as a free agent.
AUGUST 3	Claimed Tom Martin off of waivers from Minnesota North Stars.
NOVEMBER 29	Acquired Don Maloney, Brian Lawton, and Norm MacIver from the New York Rangers for Carey Wilson and a fifth-round draft choice in 1990 (Lubos Rob).
DECEMBER 26	

1989

MARCH 6	Acquired Jim Thomson from Washington Capitals for Scot Kleinendorst.
MARCH 7	Acquired Jim Pavese from Detroit Red Wings for Torrie Robertson.
MAY 11	Named Ed Johnston vice president and general manager.
MAY 12	Named Richard Gordon managing general partner, replacing Don Conrad.
MAY 16	Fired Larry Pleau as head coach.
JUNE 7	Named Rick Ley head coach.
JUNE 17	Acquired Pat Verbeek from New Jersey Devils for Sylvain Turgeon.
JULY 20	Named Brent Peterson assistant coach.
SEPTEMBER 13	Signed Daryl Reaugh as a free agent.
OCTOBER 2	Acquired Bo Mikael Andersson from Buffalo Sabres in the 1989 NHL Waiver Draft for \$30,000.
OCTOBER 7	Acquired Mike Berger from Minnesota North Stars for the rights to Kevin Sullivan.
OCTOBER 10	Acquired Jim Ennis from Edmonton Oilers for Norm MacIver.
OCTOBER 16	Signed Steve Dykstra as a free agent.
OCTOBER 31	Acquired Chris Cichocki from New Jersey Devils for Jim Thomson.
DECEMBER 13	Acquired Randy Cunneynworth from the Winnipeg Jets for Paul MacDermid.

1990

MARCH 3	Acquired Jeff Sirkka from Boston Bruins for Steve Dykstra.
MARCH 5	Acquired Yvon Corriveau from the Washington Capitals for Mike Liut.
MARCH 11	Acquired Cam Brauer from the Edmonton Oilers for Marc Laforge.
JULY 9	Traded Jody Hull to the New York Rangers for Carey Wilson and future considerations. Signed John Stevens as a free agent.
JULY 16	Traded Dave Tippett to the Washington Capitals for a sixth-round draft pick in 1992 (Jarret Reid); Signed free agent Paul Cyr.
OCTOBER 1	Traded Joel Quenneville to the Washington Capitals for cash.
OCTOBER 3	Signed Todd Richards as a free agent.
OCTOBER 7	Acquired Marc Bergevin from the New York Islanders for a fifth-round choice in 1992 (Ryan Duthie).
OCTOBER 31	Acquired Doug Crossman from the New York Islanders for Ray Ferraro.
NOVEMBER 13	Acquired Rob Brown from the Pittsburgh Penguins for Scott Young.
DECEMBER 21	

1991

FEBRUARY 20	Acquired Doug Houda from the Detroit Red Wings for Doug Crossman.
MARCH 4	Acquired John Cullen, Zarley Zalapski and Jeff Parker from the Pittsburgh Penguins for Ron Francis, Ulf Samuelsson and Grant Jennings.
MARCH 5	Acquired Mark Hunter from the Calgary Flames for Carey Wilson.
MAY 29	Fired head coach Rick Ley.

JUNE 7	Named Jim Roberts head coach.
AUGUST 26	Acquired Paul Fenton from the Calgary Flames for a 1992 sixth-round draft pick (Joel Bouchard). Signed Mario Gosselin as a free agent.
SEPTEMBER 4	Signed Barry Pederson as a free agent.
SEPTEMBER 5	Traded Sylvain Cote to the Washington Capitals for a 1992 second-round draft pick (Andrei Nikolishin).
SEPTEMBER 8	Acquired Andrew Cassels from the Montreal Canadiens for a 1992 second-round draft pick (Valeri Bure).
SEPTEMBER 17	Acquired Dan Keczer from the San Jose Sharks for Dean Evason.
OCTOBER 2	Acquired Lee Norwood from the New Jersey Devils for future considerations.
OCTOBER 3	Traded Todd Krygier to the Washington Capitals for 1993 fourth-round draft pick (later traded to the Calgary Flames, who selected Jason Smith).
OCTOBER 4	Traded Paul Fenton to the San Jose Sharks for Mike McHugh.
OCTOBER 18	Acquired Murray Craven and a 1992 fourth-round draft pick (Kevin Smyth) from the Philadelphia Flyers for Kevin Dineen;
NOVEMBER 13	Traded Lee Norwood to St. Louis Blues for future considerations.
NOVEMBER 21	Acquired Jukka Suomalainen from the Minnesota North Stars to complete a draft-day deal (June 22, 1991) in which Minnesota obtained Hartford's fifth round pick (Mike Kennedy) for future considerations.
DECEMBER 20	Acquired Daniel Shank from the Detroit Red Wings for Chris Tancill.

1992

JANUARY 24	Acquired Steve Konroyd from the Chicago Blackhawks for Rob Brown.
JANUARY 27	Acquired Paul Gillis from the Chicago Blackhawks for future considerations.
MARCH 10	Acquired Frank Pietrangelo from the Pittsburgh Penguins for 1994 third and seventh-round draft picks (Sven Butenschon, Serge Aubin). Fired Ed Johnston as vice president and general manager.
MAY 12	Named Brian Burke general manager.
MAY 26	Acquired Nick Kypreos from the Washington Capitals for Mark Hunter and Yvon Corriveau; Paul Holmgren named head coach;
JUNE 15	Traded Brad Shaw to the New Jersey Devils for cash.
JUNE 16	Acquired Allen Pedersen from the Minnesota North Stars for a conditional 1993 draft pick (Rick Mrozik).
JUNE 24	Signed Jim Agnew to a free agent contract.
JULY 8	Acquired Tim Kerr from the New York Rangers for a 1993 seventh-round pick (Sergei Kondrashkin).
AUGUST 20	Traded Yvon Corriveau to the Washington Capitals to complete Nick Kypreos trade.
AUGUST 28	Acquired Sean Burke and Eric Weinrich from New Jersey Devils for Bobby Holik, a 1993 second-round draft pick (Jay Pandolfo) and future considerations.
SEPTEMBER 3	Acquired Mark Janssens from the Minnesota North Stars for James Black.
SEPTEMBER 14	NHL arbitrator K. Allen Hinnegan accepts proposal of a third (Sven Butenschon) and a seventh-round draft choice (Serge Aubin) in the 1994 Entry Draft as the future considerations for Frank Pietrangelo.
OCTOBER 1	Acquired Corrie D'Alessio and a 1993 fifth-round choice (later traded back to the Vancouver Canucks in Murray Craven trade) from the Vancouver Canucks for Kay Whitmore.
OCTOBER 9	Traded Michel Picard to the San Jose Sharks for future considerations.
OCTOBER 30	Named Tom Rowe director of hockey operations.
NOVEMBER 21	Acquired Jamie Leach off waivers from the Pittsburgh Penguins.
NOVEMBER 24	Traded John Cullen to the Toronto Maple Leafs for a second-round pick in 1993 (later traded to San Jose – Vlastimil Kroupa).

1993

JANUARY 21	Acquired Yvon Corriveau from the San Jose Sharks as the future considerations for Michel Picard.
MARCH 22	Acquired Robert Kron, a conditional draft pick (Marek Malik), and future considerations (Jim Sandlak) from the Vancouver Canucks for Murray Craven and a 1993 fifth-round draft choice (Scott Walker); Acquired a sixth-round draft pick from the Detroit Red Wings (later traded back to Detroit – Tim Spitzig) for Steve Konroyd.
JUNE 1	Acquired Brad McCrimmon from the Detroit Red Wings for a 1993 fifth-round draft pick (pick had been previously acquired from Detroit in Steve Konroyd trade).
JUNE 20	Acquired Sergei Makarov from the Calgary Flames for future considerations.
JUNE 26	Traded first (Viktor Kozlov), second (Vlastimil Kroupa) and third-round draft picks (Ville Peltonen) in 1993 and future considerations (Sergei Makarov) to San Jose for the Sharks' first-round draft pick (second overall, Chris Pronger); Traded second-round draft pick (Jason Podollan) to Florida.
AUGUST 9	Signed free agents Jeff Blomberg, Rob Corwie and Garth Premak.
SEPTEMBER 1	Brian Burke resigns as president and general manager to take the position of senior vice president and director of hockey operations for the NHL.

SEPTEMBER 8 Named Paul Holmgren general manager/head coach.
 OCTOBER 4 Signed Brian Propp as a free agent.
 NOVEMBER 2 Acquired Bryan Marchment and Steve Larmer from the Chicago Blackhawks for Patrick Poulin and Eric Weinrich; Acquired Darren Turcotte and James Patrick from the New York Rangers for Nick Kypreos, Barry Richter, Steve Larmer and a sixth-round draft choice (Yuri Litvinev).
 NOVEMBER 3 Acquired Marc Potvin from the Los Angeles Kings for Doug Houda; Acquired Bob McGill off waivers from the New York Islanders.
 NOVEMBER 10 Traded Martin Hamrik to the St. Louis Blues for future considerations.
 NOVEMBER 16 Paul Holmgren resigns as head coach to concentrate on general manager duties. Pierre McGuire named head coach.
 NOVEMBER 19 Acquired Jeff Reese from the Calgary Flames for Dan Keczmer and future considerations.
 DECEMBER 16 Acquired Alexander Godynuk from the Florida Panthers for Jim McKenzie.

1994

JANUARY 24 Acquired Todd Harkins from the Calgary Flames for Scott Morrow.
 JANUARY 25 Acquired Ted Crowley from the Toronto Maple Leafs for Mark Greig and a 1995 sixth-round draft pick (Doug Bonner).
 MARCH 10 Acquired Gary Suter, Ted Drury and Paul Ranheim from the Calgary Flames in exchange for Zarley Zalapski, James Patrick and Michael Nylander.
 MARCH 11 Acquired Frantisek Kucera and Jocelyn Lemieux from the Chicago Blackhawks for Gary Suter, Randy Cunneynworth and a 1995 third-round draft choice (later traded to Vancouver – Larry Courville).
 MARCH 18 Traded Ken Belanger to the Toronto Maple Leafs for a 1994 ninth-round draft choice (Matt Ball).
 JUNE 28 NHL Board of Governors approve the sale of the Hartford Whalers to Peter Karmanos Jr., Thomas Thewes and Jim Rutherford; Rutherford named chief operating officer, president and general manager; Paul Holmgren named head coach; Steve Martins acquired in supplemental draft; Signed free agent Jeff Chychrun.
 JULY 13 Signed free agent Jimmy Carson to a multi-year contract.
 AUGUST 18 Signed free agent Steve Rice to a multi-year contract.
 AUGUST 26 Acquired Glen Wesley from the Boston Bruins for first-round draft picks in the 1995 (Kyle McLaren), 1996 (Jonathan Aitken) and 1997 (Sergei Samsonov) NHL Entry Drafts.
 AUGUST 30 Edmonton awarded Bryan Marchment as compensation for signing of Steve Rice.

1995

JANUARY 18 Selected Kelly Chase and Brian Glynn in NHL Waiver Draft.
 MARCH 23 Acquired Glen Featherstone, Michael Stewart, a 1995 first-round draft pick (Jean-Sebastien Giguere) and a 1996 fourth-round draft pick (Steve Wasylo) from the New York Rangers for Pat Verbeek.
 MAY 31 Acquired fourth-round draft pick (Sami Kapanen) from the Los Angeles Kings for Jan. Vopat.
 JULY 27 Brendan Shanahan acquired from the St. Louis Blues for Chris Pronger.
 JULY 31 Acquired Jeff Bess off waiver wire from the Dallas Stars.
 AUGUST 1 Signed free agent Gerald Diduck to a multi-year contract.
 AUGUST 28 Signed free agents Todd Sparkes and David Williams.
 OCTOBER 6 Acquired Nelson Emerson from the Winnipeg Jets for Darren Turcotte; Jason Muzzatti claimed off waivers from the Calgary Flames.
 NOVEMBER 6 Fired Paul Holmgren as head coach; Named Paul Maurice head coach.
 NOVEMBER 29 Dan Kesa acquired from the Dallas Stars for Robert Petrovicky.
 DECEMBER 1 Jeff Reese traded to the Tampa Bay Lightning for a 1996 ninth-round draft pick (Askhat Rakhmatullin).
 DECEMBER 20 Acquired Jim Dowd and a 1997 second-round draft pick (later traded to Calgary in Steve Chiasson trade, Flames selected – Dmitri Kokorev) from the New Jersey Devils for Jocelyn Lemieux and a 1998 second-round draft pick; Jeff Brown and a 1998 third-round draft pick (later traded to Calgary in Steve Chiasson trade – Paul Manning) acquired from the Vancouver Canucks for Jim Dowd, Frantisek Kucera and a 1997 second-round draft pick (Ryan Bonni).
 DECEMBER 28 Acquired Kevin Dineen from the Philadelphia Flyers for a 1997 seventh-round draft pick (later re-acquired from Philadelphia in Paul Coffey trade – Andrew Merrick).

1996

OCTOBER 1 Kent Manderville signed to a one-year contract following training camp tryout; Acquired Kevin Brown from the Mighty Ducks of Anaheim for Espen Knutsen.
 OCTOBER 9 Acquired Paul Coffey, Keith Primeau and a 1997 first-round draft pick (Nikos Tselios) from the Detroit Red Wings in exchange for Brendan Shanahan and Brian Glynn.
 OCTOBER 12 Acquired Stu Grimson off waivers from the Detroit Red Wings.
 NOVEMBER 9 Acquired Curtis Leschyshyn from the Washington Capitals for Andrei Nikolishin.

DECEMBER 15 Acquired Kevin Haller, a 1997 first-round draft pick (traded on draft day 1997 – June 21 – to San Jose [Scott Hannan] for San Jose's 1997 second-round draft pick [Brad DeFauw] and 1998 third-round draft pick [Erik Cole]), and Philadelphia's 1997 seventh-round draft pick (Andrew Merrick) for Paul Coffey and a 1997 third-round draft pick (Kris Mallette).

1997

MARCH 5 Acquired Steve Chiasson and a 1997 third-round draft pick (Francis Lessard) from the Calgary Flames for Glen Featherstone, Hnat Domenichelli, a 1997 second-round draft pick (Dimitri Kokorev) and a 1998 third-round draft pick (Paul Manning).
 MARCH 18 Acquired Bates Battaglia and a 1998 fourth-round draft pick (Josef Vasicek) from the Mighty Ducks of Anaheim for Mark Janssens; Acquired a 1998 eighth-round draft pick (Jaroslav Svoboda) from the Toronto Maple Leafs for Kelly Chase; Acquired Chris Murray from the Phoenix Coyotes for Gerald Diduck; Acquired Derek King from the New York Islanders for a 1997 fifth-round draft pick (Adam Edinger).
 JUNE 27 Acquired Steve Leach from the St. Louis Blues for Alexander Godynuk and a 1998 sixth-round draft pick (Brad Voth).
 JULY 25 Acquired Enrico Ciccone from the Chicago Blackhawks for Ryan Residore and a 1998 fifth-round draft pick (later traded to Toronto – Morgan Warren).
 AUGUST 8 Traded Jason Muzzatti to New York Rangers for a 1998 fourth-round draft pick (Tommy Westlund).
 AUGUST 11 Signed free agent Pat Jablonski.
 AUGUST 14 Signed free agent Mike Fountain.
 AUGUST 25 Acquired Gary Roberts and Trevor Kidd from the Calgary Flames in exchange for Andrew Cassels and Jean-Sebastien Giguere.
 NOVEMBER 18 Acquired defenseman Sean Hill from the Ottawa Senators in exchange for Chris Murray.

1998

JANUARY 2 Traded Jeff Brown to the Toronto Maple Leafs in exchange for a 1999 fourth-round draft pick (pick later traded to Nashville along with future considerations for Eric Fichaud; Nashville selected Yevgeny Pavlov).
 JANUARY 3 Acquired Martin Gelin and Kirk McLean from the Vancouver Canucks in exchange for Sean Burke, Geoff Sanderson and Enrico Ciccone.
 MARCH 2 Signed Mark McMahon to a multi-year contract.
 MARCH 24 Acquired Ray Sheppard from the Florida Panthers in exchange for Kirk McLean.
 MARCH 30 Signed Greg Koehler as a free agent.
 JUNE 1 Acquired Randy Petruk from the Colorado Avalanche for a 1999 fifth-round draft pick (William Magnuson).
 JULY 8 Signed 1998 fourth-round draft pick Tommy Westlund to a contract.
 JULY 13 Signed Ron Francis as a free agent.
 JULY 31 Acquired a conditional draft pick in the 1999 NHL Entry Draft from the Los Angeles Kings for Manny Legace.
 AUGUST 11 Acquired David Karp and fourth-round draft pick in 2000 from the Mighty Ducks of Anaheim for Stu Grimson and Kevin Haller.
 SEPTEMBER 10 Signed Arturs Irbe as a free agent.
 DECEMBER 29 Acquired Paul Coffey from Chicago Blackhawks for Nelson Emerson.

1999

MARCH 6 Acquired Andrei Kovalenko from the Philadelphia Flyers for Adam Burt; Assistant coach Tom Webster named head coach of the Windsor Spitfires of the Ontario Hockey League (OHL).
 MAY 26 Acquired a 1999 eighth-round draft pick (Antti Jokela) from the Philadelphia Flyers in exchange for prospect Francis Lessard.
 JUNE 1 Signed 1997 first-round draft pick Nikos Tselios to multi-year contract.
 JUNE 22 Head coach Paul Maurice signed to a three-year contract; Assistant coaches Randy Ladouceur and Kevin McCarthy each signed three-year contracts.
 JUNE 25 Goaltender Trevor Kidd selected by the Atlanta Thrashers in the 1999 NHL Expansion Draft.
 JUNE 26 Carolina selected David Tanabe with their first-round pick (16th overall) in the 1999 NHL Entry Draft (16th overall); Acquired goaltender Eric Fichaud from the Nashville Predators in exchange for Carolina's 1999 fourth-round draft pick (Yevgeny Pavlov) and future considerations.
 JULY 15 Signed Josef Vasicek to multi-year contract.
 AUGUST 4 Agreed to one-year contract with defenseman Steve Bancroft.
 AUGUST 7 Agreed to contract terms with goaltender Mark Fitzpatrick.
 AUGUST 31 Agreed to one-year contracts with Eric Dandenault, Jeff Daniels, Gilbert Dionne and Todd Simon.
 OCTOBER 2 Signed David Tanabe to a three-year contract and Mike Rucinski to a one-year contract.

TRADES AND ACQUISITIONS

2000

JANUARY 23	Acquired Rod Brind'Amour, Jean-Marc Pelletier and a 2000 second-round draft pick (later traded to Colorado in Sandis Ozolinsh trade – Argis Saviels) from the Philadelphia Flyers in exchange for Keith Primeau and a 2000 fifth-round pick (later transferred to the NY Islanders – Kristofer Ottoson).
FEBRUARY 11	Eric Fichaud claimed off waivers by the Montreal Canadiens.
MARCH 14	Acquired Sandy McCarthy from the Philadelphia Flyers in exchange for Kent Manderville.
MARCH 26	Signed 1998 third-round draft pick Erik Cole to a multi-year contract.
MAY 18	Agreed to terms with 1998 draft picks Jaroslav Svoboda and Brent McDonald.
MAY 31	Signed defenseman Shaun Fisher to a multi-year contract. Traded Paul Ranheim to the Philadelphia Flyers for a 2002 eighth-round draft pick.
JUNE 2	Agreed to terms with 1998 draft pick Jeff Heerema.
JUNE 24	Acquired defenseman Sandis Ozolinsh and a 2000 second-round pick (Tomas Kurka) from the Colorado Avalanche in exchange for Nolan Pratt, a first-round draft pick (Vaclav Nedorost) and two second-round draft picks (Jared Aulin, Argis Saviels) in 2000.
JUNE 25	Acquired a 2000 fourth-round pick (Niclas Wallin) from the Atlanta Thrashers in exchange for a fourth-round draft pick (Blake Robson), a fifth-round draft pick (Matt McRae) and an eighth-round draft pick (Eric Bown) in 2000.
JULY 24	Agreed to terms on a five-year contract with defenseman Sandis Ozolinsh.
JULY 31	Signed free agent defenseman Kevin Hatcher.
AUGUST 4	Acquired forwards Rob DiMaio and Darren Langdon from the New York Rangers in exchange for Sandy McCarthy and a 2001 fourth-round draft pick; Signed forward Martin Gelin as to a contract extension.
AUGUST 9	Signed free agent goaltender Tyler Moss.

2001

MARCH 1	Acquired forward Scott Pellerin from the Minnesota Wild for a third-round draft pick in the 2001 Entry Draft (later traded to NY Rangers – Garth Murray), the rights to forward Ashkat Rakhmatullin and future considerations.
JUNE 1	Signed forward Brett Lysak to a multi-year contract.
JUNE 24	Acquired forward Chris Dingman from the Colorado Avalanche in exchange for a 2001 fifth-round draft pick (Mikko Vitanen).
JUNE 24	Acquired a 2001 fourth-round draft pick (Rob Zepp) from the Philadelphia Flyers in exchange for a 2002 third-round pick (later re-acquired by Carolina – Jesse Lane).
JULY 9	Acquired defenseman Aaron Ward from the Detroit Red Wings in exchange for a future second-round draft pick, which Detroit used in 2002 (Jiri Hudler).
JULY 11	Agreed to terms with forward Chris Dingman on a one-year contract.
JULY 15	Signed defenseman Igor Knyazev to a three-year contract.
JULY 17	Signed goaltender Tom Barrasso to a one-year contract.
SEPTEMBER 28	Claimed forward Josh Holden from the Vancouver Canucks in the NHL Waiver Draft.
OCTOBER 5	Signed forward Michael Zigomanis, goaltender Rob Zepp and forward Ryan Murphy to multi-year contracts.
OCTOBER 25	Forward Josh Holden claimed off waivers by the Vancouver Canucks.
DECEMBER 5	Acquired defenseman Sean Hill from the St. Louis Blues in exchange for defenseman Steve Halko and a 2002 fourth-round pick (Lane Manson).
DECEMBER 27	Acquired defenseman Kaspars Astashenko from the Tampa Bay Lightning in exchange for defenseman Harlan Pratt.

2002

JANUARY 16	Acquired defenseman Bret Hedican, forward Kevyn Adams and defenseman Tomas Malec from the Florida Panthers in exchange for defenseman Sandis Ozolinsh and forward Byron Ritchie.
MARCH 5	Acquired goaltender Kevin Weekes from the Tampa Bay Lightning in exchange for forwards Chris Dingman and Shane Willis.
MARCH 20	Signed forward Ryan Bayda to a three-year contract.
APRIL 10	Signed defenseman Tomas Malec to a three-year contract.
JUNE 16	Signed General Manager Jim Rutherford to a multi-year contract.
JUNE 18	Signed Head Coach Paul Maurice and Assistant Coaches Randy Ladouceur and Kevin McCarthy to multi-year contracts.
JULY 9	Signed goaltender Daniel Boisclair to a three-year contract.
JULY 16	Signed defenseman Ed Hill to a three-year contract and defenseman Ryan Bast to a one-year contract.
JULY 24	Signed forward Brad Defauw to a two-year contract.
AUGUST 5	Signed defenseman Steve Halko to a one-year contract.
AUGUST 9	Signed forward Mike Watt to a one-year contract.
NOVEMBER 1	Acquired forward Jan. Hlavac and forward Harold Druken from the Vancouver Canucks in exchange for defenseman Marek Malik and forward Darren Langdon.

DECEMBER 11	Forward Harold Druken claimed off of waivers by the Toronto Maple Leafs.
DECEMBER 30	Goaltender Patrick Desrochers acquired from the Phoenix Coyotes in exchange for goaltender Jean-Marc Pelletier.

2003

JANUARY 17	Claimed forward Harold Druken off of waivers from the Toronto Maple Leafs.
FEBRUARY 7	Acquired forward Pavel Brendl and defenseman Bruno St. Jacques from Philadelphia in exchange for forward Sami Kapanen and defenseman Ryan Bast.
MARCH 9	Acquired a second-round draft pick in 2004 (later traded to Columbus – Kyle Wharton) from Toronto in exchange for defenseman Glen Wesley.
MARCH 11	Acquired forward Radim Vrbata from Colorado in exchange for forward Bates Battaglia.
MARCH 24	Signed defenseman Brad Fast to a multi-year contract.
MAY 29	Acquired defenseman Allan Rourke from Toronto in exchange for Harold Druken and Jeff Davy.
JUNE 21	Acquired defenseman Danny Markov and a third-round pick in the 2005 NHL Entry Draft from Phoenix in exchange for David Tanabe and Igor Knyazevs.
JUNE 22	Acquired forward Marty Murray from Philadelphia in exchange for a sixth-round pick in the 2004 NHL Entry Draft (Frederik Cabana).
JULY 2	Signed free agent forward Joey Tetarenko to a one-year contract.
JULY 8	Signed free agent defenseman Glen Wesley to a one-year contract.
JULY 16	Acquired defenseman Bob Boughner from Calgary in exchange for a fourth-round pick in the 2004 NHL Entry Draft (Kristopher Hogg) and future considerations.
AUGUST 6	Signed free agent forward Chad LaRose to a three-year contract.
SEPTEMBER 30	Forward Jeff Heerema claimed off of waivers by the NY Rangers.
OCTOBER 3	Signed goaltender Jamie Storr to a one-year contract. Selected goaltender Jani Hurme in the NHL Waiver Draft and traded him to Atlanta for a fourth-round pick in 2004 (Brett Carson).
OCTOBER 6	Signed forward Eric Staal to a three-year contract.
NOVEMBER 23	Forward Jeff Daniels retired as a player and joined the Hurricanes front office in a prospect and player development capacity.
DECEMBER 15	Named Peter Laviolette head coach and Kevin McCarthy and Jeff Daniels assistant coaches. Relieved Paul Maurice, Randy Ladouceur and Don Edwards of their coaching duties.

2004

JANUARY 8	Randy Ladouceur joined the front office in a prospect and player development capacity.
JANUARY 20	Acquired forward Justin Williams from Philadelphia in exchange for defenseman Danny Markov.
FEBRUARY 20	Acquired defenseman Chris Behan and Washington's third-round pick in 2004 (Casey Borer) from Colorado in exchange for defenseman Bob Boughner.
MARCH 9	Traded forward Ron Francis to Toronto in exchange for a fourth-round pick in 2005.
MAY 6	Extended the team's affiliation agreement with Lowell (AHL) through the 2008-09 season; Lowell (AHL) coach Ron Smith announced retirement. Tom Rowe named head coach and general manager for Lowell.
MAY 13	Agreed to terms with goaltender Cam Ward on a multi-year contract.
MAY 21	Named Ron Smith a professional scout for the team.
JUNE 16	Traded goaltender Arturs Irbe to Columbus for future considerations.
JUNE 18	Acquired goaltender Martin Gerber from Anaheim in exchange for defenseman Tomas Malec and a third-round pick in the 2004 draft (Kyle Klubertanz).
JUNE 26	Acquired the fourth overall pick in the first round of the 2004 Entry Draft (Andrew Ladd) from Columbus in exchange for the eighth overall pick in the first round (Alexandre Picard) and a second-round pick (Kyle Wharton).
JUNE 29	Traded forward Jaroslav Svoboda to Dallas in exchange for a fourth-round pick in the 2005 Entry Draft.
JULY 15	Signed free agent defenseman Frantisek Kaberle to a two-year contract.
AUGUST 5	Signed free agent forward Matt Cullen to a one-year contract.
AUGUST 6	Signed goaltender Craig Kowalski to a two-year contract.
AUGUST 11	Signed free agent forwards Colin Forbes and Gordie Dwyer to one-year contracts.
SEPTEMBER 15	Signed defenseman Danny Richmond to a three-year contract.

2005

JULY 28	Signed goaltender Kevin Nastiuk to a multi-year contract.
JULY 29	Acquired defenseman Mike Commodore from Calgary in exchange for a third-round pick in the 2005 Entry Draft.
JULY 29	Acquired defenseman Andrew Hutchinson from Nashville in exchange for a third-round pick in the 2005 Entry Draft.

JULY 30	Traded forward Jeff O'Neill to the Toronto Maple Leafs in exchange for a conditional pick in the 2006 Entry Draft.
AUGUST 2	Signed forward Cory Stillman to a three-year contract.
AUGUST 4	Signed defenseman Oleg Tverdokovsky to a three-year contract.
AUGUST 4	Signed forwards Keith Aucoin and David Gove to one-year contracts.
AUGUST 6	Signed forward Ray Whitney to a two-year contract.
AUGUST 16	Signed defenseman Glen Wesley to a one-year contract.
AUGUST 16	Signed defenseman Chris Hajt to a one-year contract.
AUGUST 24	Signed forward Niklas Nordgren to a one-year contract.
SEPTEMBER 15	Signed forward Vince Bellissimo to a two-year contract.
SEPTEMBER 27	Signed forward Andrew Ladd to a three-year contract.
OCTOBER 3	Acquired forward Craig Adams from the Mighty Ducks of Anaheim in exchange for defenseman Bruno St. Jacques.
OCTOBER 4	Signed forward Kevin Estrada to a two-year contract.
DECEMBER 28	Acquired forward Stephen Peat from Washington in exchange for forward Colin Forbes; Assigned Peat to Lowell (AHL).
DECEMBER 28	Acquired forward Krystofer Kolanos from the Phoenix Coyotes in exchange for forward Pavel Brendl.
DECEMBER 29	Traded forward Radim Vrbata to Chicago for future considerations.

2006

JANUARY 20	Acquired defenseman Anton Babchuk and Chicago's fourth-round pick in 2007 from Chicago in exchange for defenseman Danny Richmond and Columbus' fourth-round pick in 2006.
JANUARY 30	Acquired forward Doug Weight and forward Erkki Rajamaki from the St. Louis Blues in exchange for forwards Jesse Boulerice, Mike Zigomanis and Magnus Kahnberg, Carolina's first-round pick in the 2006 Entry Draft, Toronto's fourth-round pick in the 2006 Entry Draft and Chicago's fourth-round pick in 2007.
MARCH 9	Acquired forward Mark Recchi from Pittsburgh in exchange for forward Niklas Nordgren, forward Krystofer Kolanos and a second-round pick in the 2007 NHL Entry Draft.
JULY 1	Signed goaltender John Grahame to a two-year contract.
JULY 6	Signed forward Trevor Letowski to a two-year contract.
JULY 7	Signed forward Patrick Dwyer to a two-year contract.
JULY 11	Signed forward Mike Angelidis to a three-year contract.
JULY 14	Signed defenseman Derrick Walser to a one-year contract.
JULY 18	Acquired forward Scott Walker from the Nashville Predators in exchange for forward Josef Vasicek. Signed forward Shane Willis to a one-year contract.
JULY 20	Signed defenseman J.D. Forrest to a one-year contract.
AUGUST 2	Signed forward Jesse Boulerice to a one-year contract.
AUGUST 4	Signed forward Ryan Bayda to a one-year contract.
AUGUST 24	Signed forward Joe Barnes to a three-year contract.
AUGUST 29	Signed defenseman David Tanabe to a one-year contract.
AUGUST 30	Signed forward Brad Isbister to a one-year contract.
AUGUST 31	Signed forward Stephen Peat to a one-year contract.
SEPTEMBER 29	Acquired forward Eric Belanger and defenseman Tim Gleason from the Los Angeles Kings in exchange for defenseman Oleg Tverdokovsky and the rights to defenseman Jack Johnson.
NOVEMBER 21	Acquired forward Jakub Petruzalek and a conditional draft pick in 2008 from the New York Rangers in exchange for forward Brad Isbister.
NOVEMBER 29	Acquired defenseman Mark Flood from the Columbus Blue Jackets in exchange for defenseman Derrick Walser.

2007

JANUARY 8	Acquired defenseman Dennis Seidenberg from the Phoenix Coyotes in exchange for forward Kevyn Adams.
FEBRUARY 23	Acquired forward Anson Carter from the Columbus Blue Jackets in exchange for a fifth-round pick in 2008.
MARCH 26	Signed defenseman Noah Babin to a two-year contract.
APRIL 3	Signed forward Nicolas Blanchard to a three-year contract.
APRIL 10	Signed forward Bobby Hughes to a three-year contract.
APRIL 13	Signed forward Ray Whitney to a three-year contract.
MAY 17	Signed defenseman Casey Borer to a two-year contract.
MAY 18	Signed forward Jakub Petruzalek to a one-year contract.
MAY 31	Signed goaltender Cam Ward to a three-year contract.
JUNE 1	Signed defenseman Glen Wesley to a one-year contract.
JUNE 20	Signed forward Scott Walker to a three-year contract.
JUNE 23	Acquired goaltender Michael Leighton from the Montreal Canadiens in exchange for a seventh-round pick in 2007.
JULY 1	Signed forward Jeff Hamilton to a two-year contract.
JULY 2	Signed forward Jerome Samson to a three-year contract. Signed defenseman Joey Mormina, forward Trevor Gillies and forward Brandon Nolan to one-year contracts.
JULY 3	Signed forward Ryan Bayda, forward/defenseman Wade Brookbank, defensemen Tim Conboy J.D. Forrest to one-year contracts.
JULY 17	Acquired forward Matt Cullen from the New York Rangers in exchange for defenseman Andrew Hutchinson, forward Joe Barnes and a third-round pick in 2008.
JULY 27	Signed goaltender Michael Leighton to a one-year contract.

2008

JANUARY 8	Claimed forward Sergei Samsonov on re-entry waivers from Chicago.
JANUARY 17	Traded forward Craig Adams to the Chicago Blackhawks in exchange for future considerations.
JANUARY 31	Acquired forward Joe Jensen from Pittsburgh in exchange for forward David Gove.
FEBRUARY 7	Traded defenseman J.D. Forrest to San Jose in exchange for future considerations.
FEBRUARY 11	Acquired defenseman Joe Corvo and forward Patrick Eaves from Ottawa in exchange for defenseman Mike Commodore and forward Cory Stillman.
FEBRUARY 26	Acquired forward Tuomo Ruutu from Chicago in exchange for forward Andrew Ladd.
MARCH 26	Signed forward Brandon Sutter to a three-year contract.
APRIL 16	Signed forward Sergei Samsonov to a three-year contract; Signed forward Stefan Chaput to a three-year, entry-level contract; Signed forward Nick Dodge to a two-year, entry-level contract.
MAY 12	Signed defenseman Bryan Rodney to a one-year contract.
MAY 15	Signed defenseman Brett Bellemore to a three-year, entry-level contract.
MAY 19	Signed forward Harrison Reed to a three-year, entry-level contract.
JUNE 4	Signed forward Patrick Eaves to a three-year contract.
JUNE 5	Defenseman Glen Wesley announced his retirement as a player and became Hurricanes' director of defensemen development.
JUNE 6	Signed goaltender Daniel Manzato to a one-year contract.
JUNE 9	Named Jeff Daniels head coach/general manager of the Albany River Rats (AHL); Named Tom Rowe assistant coach of the Carolina Hurricanes.
JUNE 11	Signed goaltender Michael Leighton to a two-year contract.
JUNE 13	Signed forward Trevor Gillies to a one-year contract.
JUNE 19	Signed defenseman Tim Gleason to a three-year contract; Acquired the rights to forward Darcy Hordichuk from Nashville in exchange for a fifth-round draft pick in 2010.
JUNE 24	Signed forward Tuomo Ruutu to a one-year contract.
JULY 1	Acquired defenseman Joni Pitkanen from Edmonton in exchange for forward Erik Cole; Signed defenseman Anton Babchuk to a one-year contract; Signed forward Ryan Bayda and forward/defenseman Wade Brookbank to one-year contracts; Signed defenseman Tim Conboy to a two-year contract.
JULY 2	Signed defenseman Joni Pitkanen to a three-year contract; Signed defenseman Josef Melichar to a one-year contract.
JULY 3	Signed forward Dwight Helminen to a one-year contract.
JULY 9	Signed forward Chad LaRose to a one-year contract.
JULY 12	Carolina Hurricanes and the Centennial Authority announced a five-year extension of the team's lease of the RBC Center, making the final year of the lease 2024.
JULY 14	Signed defenseman Mark Flood and forwards Patrick Dwyer and Joe Jensen to one-year contracts.
JULY 30	Signed forward Drayson Bowman to a three-year, entry-level contract.
SEPTEMBER 11	Signed forward Eric Staal to a seven-year contract extension.
SEPTEMBER 15	Signed forward Matt Murley to a one-year contract.
OCTOBER 4	Signed forward Zach Boychuk to a three-year, entry-level contract.
OCTOBER 6	Signed free-agent forward Dan LaCouture to a one-year contract.
OCTOBER 31	Signed free-agent forward Michael Ryan to a one-year contract.
DECEMBER 3	Relieved Peter Laviolette of his head coaching duties; Named Paul Maurice head coach and Ron Francis associate head coach; Named Jason Karmanos vice president and assistant general manager.
DECEMBER 29	Suspended forward Dan LaCouture.

2009

FEBRUARY 7	Acquired forward Jussi Jokinen from Tampa Bay in exchange for forward/defenseman Wade Brookbank, defenseman Josef Melichar and a fourth-round pick in 2009.
MARCH 4	Acquired forward Patrick O'Sullivan and Calgary's second-round pick in 2009 from Los Angeles in exchange for Justin Williams; traded O'Sullivan and Carolina's second-round pick in 2009 to Edmonton for Erik Cole and Edmonton's fifth-round pick in 2009.
MARCH 18	Signed goaltender Mike Murphy to a three-year, entry-level contract.
MARCH 29	Signed defenseman Jamie McBain to a three-year, entry-level contract.
MAY 20	Signed free-agent forward Matthew Pistilli to a three-year, entry-level contract.
MAY 29	Signed forward Chris Terry to a three-year, entry-level contract.
JUNE 15	Signed head coach Paul Maurice to a multi-year contract; Announced that Ron Francis will return to the bench with the title associate head coach/director of player personnel; Announced that Tom Barrasso will have the title of assistant coach and that assistant coaches Kevin McCarthy and Tom Rowe will remain in their roles.
JUNE 29	Signed forward Jussi Jokinen to a two-year contract.
JULY 1	Signed forward Erik Cole to a two-year contract.
JULY 2	Signed forward Chad LaRose to a two-year contract.
JULY 8	Signed free-agent forward Steve Goertzen, defenseman Casey Borer and goaltender Justin Peters to one-year contracts.

TRADES AND ACQUISITIONS

JULY 9	Signed free-agent defenseman Jay Harrison to a one-year contract.
JULY 15	Signed free-agent forward Tom Kostopoulos to a three-year contract; Signed free-agent defenseman Andrew Alberts to a two-year contract; Signed free-agent defenseman Zack Fitzgerald and forward Mike Angelidis to one-year contracts.
JULY 20	Signed defensemen Brett Carson and Bryan Rodney to one-year contracts.
JULY 23	Signed forward Tuomo Ruutu to a three-year contract.
JULY 24	Acquired defenseman Aaron Ward from Boston in exchange for forward Patrick Eaves and a fourth-round pick in 2010.
JULY 28	Bought out the remaining year of defenseman Frantisek Kaberle's contract.
AUGUST 18	Signed free-agent forward Stephane Yelle to a one-year contract.
AUGUST 31	Acquired forward Rob Hennigar from the New York Islanders in exchange for forward Bobby Hughes.
DECEMBER 3	Acquired forward Jiri Tlustý from Toronto in exchange for the rights to forward Philippe Paradis.
DECEMBER 4	Hurricanes assistant coach Kevin McCarthy named to the Philadelphia Flyers' coaching staff.

2010

FEBRUARY 7	Traded defenseman Niclas Wallin and a 2010 fifth-round pick to San Jose for Buffalo's 2010 second-round pick.
FEBRUARY 12	Traded forward Matt Cullen to Ottawa for defenseman Alexandre Picard and Ottawa's 2010 second-round pick.
MARCH 3	Acquired goaltender Justin Pogge and Boston's fourth-round pick in 2010 or 2011 from Anaheim in exchange for defenseman Aaron Ward.
MARCH 3	Traded forward Scott Walker to Washington for Washington's 2010 seventh-round pick.
MARCH 3	Acquired defenseman Brian Pothier, forward Oskar Osala and Washington's 2011 second-round pick from the Capitals in exchange for defenseman Joe Corvo.
MARCH 3	Acquired forward Cedric LaLonde-McNicol and Colorado's 2010 sixth-round pick from Colorado in exchange for forwards Stephane Yelle and Harrison Reed.
MARCH 3	Traded defenseman Andrew Alberts to Vancouver for Vancouver's 2010 third-round pick.
MAY 13	Acquired forward Jared Staal from Phoenix in exchange for Nashville's 2010 fifth-round pick.
JUNE 26	Acquired forward Jonathan Matsumoto from Philadelphia in exchange for Washington's 2010 seventh-round pick.
JUNE 26	Acquired forward Riley Nash from Edmonton in exchange for Ottawa's 2010 second-round pick.
JUNE 26	Acquired defenseman Bobby Sanguinetti from the NY Rangers in exchange for Carolina's 2010 sixth-round pick and Washington's 2011 second-round pick.
SEPTEMBER 17	Signed forward Patrick O'Sullivan as a free agent.
SEPTEMBER 21	Signed forward Jeff Skinner to a three-year, entry-level contract.
NOVEMBER 16	Claimed forward Troy Bodie on waivers from Anaheim.
NOVEMBER 17	Acquired defenseman Ian White and forward Brett Sutter from Calgary in exchange for defenseman Anton Babchuk and forward Tom Kostopoulos.
NOVEMBER 23	Forward Patrick O'Sullivan claimed on waivers by Minnesota; Acquired forward Ryan Carter from Anaheim in exchange for forwards Stefan Chaput and Matt Kennedy.

2011

FEBRUARY 18	Acquired defenseman Derek Joslin from San Jose in exchange for future considerations; Acquired San Jose's 2012 second-round draft pick in exchange for defenseman Ian White.
FEBRUARY 22	Acquired forward Cory Stillman from Florida in exchange for forward Ryan Carter and Carolina's 2011 fifth-round draft pick.
FEBRUARY 28	Defenseman Brett Carson claimed on waivers by Calgary; Acquired defenseman Bryan Allen from Florida in exchange for forward Sergei Samsonov.
APRIL 4	Signed defenseman Rasmus Rissanen to a three-year, entry-level contract.
APRIL 12	Signed defenseman Justin Krueger to a one-year, entry-level contract.
APRIL 15	Signed defenseman Justin Faulk to a three-year, entry-level contract.
JUNE 4	Signed defenseman Tommi Kivisto and forward Mattias Lindstrom to three-year, entry-level contracts.
JUNE 7	Named Rod Brind'Amour and Dave Lewis assistant coaches; Named Ron Francis director of hockey operations; Named Tom Rowe pro scout.
JULY 1	Signed forward Tim Brent to a two-year contract.
JULY 1	Signed goaltender Brian Boucher to a two-year contract.
JULY 1	Signed forward Alexei Ponikarovsky to a one-year contract.
JULY 2	Signed forward Justin Soryal to a one-year, two-way contract.
JULY 2	Signed forward Anthony Stewart to a two-year contract.
JULY 5	Signed defenseman Tomas Kaberle to a three-year contract.
JULY 5	Acquired Boston's 2012 fourth-round pick in exchange for defenseman Joe Corvo.

JULY 15	Signed forward Chris Durno to a one-year, two-way contract.
SEPTEMBER 22	Signed President and General Manager Jim Rutherford to a four-year contract extension.
NOVEMBER 28	Relieved Paul Maurice of his head coaching duties; Named Kirk Muller head coach.
NOVEMBER 29	Claimed forward Andreas Nodl on waivers from Philadelphia.
DECEMBER 1	Named John MacLean assistant coach.
DECEMBER 9	Acquired defenseman Jaroslav Spacek from Montreal in exchange for defenseman Tomas Kaberle.

2012

JANUARY 18	Acquired forwards Evgenii Dadonov and A.J. Jenks from Florida in exchange for forwards Jon Matsumoto and Mattias Lindstrom.
JANUARY 20	Acquired defenseman Joe Sova and a 2012 fourth-round draft pick from New Jersey in exchange for forward Alexei Ponikarovsky.
JANUARY 30	Signed defenseman Tim Gleason to a four-year contract extension.
FEBRUARY 22	Signed forward Tuomo Ruutu to a four-year contract extension.
MARCH 16	Signed defenseman Austin Levi to a three-year, entry-level contract.
APRIL 5	Signed forward Jeremy Welsh to a one-year, entry-level contract.
APRIL 10	Signed defenseman Brian Dumoulin to a three-year, entry-level contract.
APRIL 23	Signed defenseman Beau Schmitz to a three-year, entry-level contract.
APRIL 24	Signed forward Jiri Tlustý to a two-year contract.
MAY 21	Signed defenseman Jamie McBain to a two-year contract.
MAY 21	Signed defenseman Bobby Sanguinetti to a one-year, two-way contract.
MAY 21	Signed forward Nicolas Blanchard to a two-year, two-way contract.
JUNE 1	Signed forward Brody Sutter to a three-year, entry-level contract.
JUNE 1	Signed defenseman Justin Krueger to a one-year, two-way contract.
JUNE 7	Signed goaltender John Muse to a one-year, two-way contract.
JUNE 22	Acquired forward Jordan Staal from Pittsburgh in exchange for forward Brandon Sutter, defenseman Brian Dumoulin and Carolina's 2012 first-round (8th overall) draft pick.
JULY 1	Signed forward Jordan Staal to a 10-year contract extension. Signed defenseman Joe Corvo to a one-year contract. Signed goaltender Justin Peters to a two-year contract. Signed forward Brett Sutter to a one-year, two-way contract.
JULY 11	Signed defenseman Marc-Andre Gragnani to a one-year, two-way contract.
JULY 13	Signed forward Chris Terry to a two-year, two-way contract.
JULY 19	Signed forward Tim Wallace to a one-year, two-way contract.
JULY 20	Signed forward Jerome Samson to a one-year, two-way contract.
JULY 23	Signed forward Drayson Bowman to a two-year contract.
JULY 24	Signed defenseman Jay Harrison to a three-year contract extension. Signed forward Zach Boychuk to a one-year, two-way contract.
JULY 26	Signed forward Alexander Semin to a one-year contract.
AUGUST 8	Signed forward Jeff Skinner to a six-year contract extension.
SEPTEMBER 5	Signed forward Patrick Dwyer to a two-year contract extension.
SEPTEMBER 11	Signed forward Jeremy Welsh to a two-year contract.

2013

JANUARY 13	Signed goaltender Dan Ellis to a one-year contract. Acquired forward Kevin Westgarth from Los Angeles in exchange for forward Anthony Stewart, a 2013 fourth-round draft pick and a 2014 sixth-round draft pick in 2014. Acquired forward Luke Pither from Philadelphia in exchange for goaltender Brian Boucher and defenseman Mark Alt.
JANUARY 31	Forward Zach Boychuk claimed on waivers by Pittsburgh.
MARCH 13	Signed defenseman Danny Biega to a three-year, entry-level contract.
MARCH 14	Signed defenseman Keegan Lowe to a three-year, entry-level contract.
MARCH 16	Claimed forward Adam Hall on waivers from Tampa Bay.
MARCH 21	Claimed forward Zach Boychuk on waivers from Nashville.
MARCH 25	Signed forward Alexander Semin to a five-year contract extension.
APRIL 2	Acquired defenseman Marc-Andre Bergeron from Tampa Bay in exchange for forward Adam Hall and a 2013 seventh-round draft pick.
APRIL 3	Acquired a conditional 2013 sixth- or seventh-round draft pick from Pittsburgh in exchange for forward Jussi Jokinen. Signed forward Brock McGinn to a three-year, entry-level contract.
APRIL 10	Signed forward Brendan Woods to a three-year, entry-level contract.
JUNE 25	Signed forward Brett Sutter to a one-year, two-way contract.
JUNE 28	Signed defenseman Brett Bellemore to a one-year, two-way contract.
JUNE 30	Acquired defenseman Andrej Sekera from Buffalo in exchange for a 2013 second-round draft pick and defenseman Jamie McBain.
JULY 5	Signed goaltender Anton Khudobin and defenseman Mike Komisarek to one-year contracts.
JULY 9	Signed forward Riley Nash to a two-year, two-way contract.
JULY 10	Signed defenseman Matthew Corrente and Mark Flood, as well as forward Aaron Palushaj to one-year, two-way contracts.
JULY 11	Signed defenseman Michal Jordan to a one-year, two-way contract.
JULY 15	Signed forward Elias Lindholm to a three-year, entry-level contract.
JULY 16	Signed forward Jared Staal to a one-year, two-way contract.
JULY 19	Signed forward Zac Dalpe to a one-year, two-way contract.
JULY 25	Signed forward Nathan Gerbe to a one-year, two-way contract.
AUGUST 20	Signed forward Zach Boychuk to a one-year, two-way contract.
AUGUST 22	Signed forward Sergey Tolchinsky to a three-year, entry-level contract.

TRADES AND ACQUISITIONS

SEPTEMBER 12 Signed defenseman Ron Hainsey to a one-year contract.
 SEPTEMBER 29 Acquired forward Kellan Tochkin and a 2014 fourth-round pick from Vancouver in exchange for forwards Zac Dalpe and Jeremy Welsh.
 OCTOBER 2 Signed forward Radek Dvorak to a one-year contract.
 OCTOBER 31 Signed forward Manny Malhotra to a one-year contract.
 DECEMBER 6 Agreed to terms with forward Carter Sandlak on a three-year, entry-level contract.
 DECEMBER 30 Acquired forward Greg Nemisz from Calgary in exchange for forward Kevin Westgarth.

2014

JANUARY 1 Acquired defensemen John-Michael Liles and Dennis Robertson from Toronto in exchange for defenseman Tim Gleason.
 MARCH 5 Acquired forward Andrei Loktionov and a conditional draft pick from New Jersey in exchange for forward Tuomo Ruutu.
 APRIL 12 Signed forward Patrick Brown to a two-year, entry-level contract.
 APRIL 28 Named Ron Francis general manager, Brian Tatum assistant general manager and Mike Vellucci assistant general manager and director of hockey operations. Jim Rutherford to remain in role of team president.
 MAY 5 Relieved Kirk Muller, Dave Lewis and John MacLean of their coaching duties. Greg Stefan reassigned to pro scouting staff.
 JUNE 19 Named Bill Peters head coach.
 JUNE 20 Named Ricky Olczyk assistant general manager.
 JUNE 24 Named Steve Smith assistant coach.
 JULY 1 Named Don Waddell team president.
 JULY 1 Signed forward Brad Malone to a two-year contract.
 JULY 1 Signed forward Jay McClement to a one-year contract.
 JULY 1 Signed goaltender Drew MacIntyre to a one-year, two-way contract.
 JULY 3 Signed defenseman Tim Gleason to a one-year contract.
 JULY 4 Signed forward Ben Holmstrom to a one-year, two-way contract.
 JULY 15 Named David Marcoux goaltending coach.
 NOVEMBER 20 Claimed forward Andrej Nestrasil on waivers from Detroit.
 DECEMBER 18 Traded defenseman Jay Harrison to Winnipeg in exchange for Ottawa's 2015 sixth-round pick.

2015

FEBRUARY 25 Acquired a third-round selection in the 2016 NHL Draft and either a fifth- or sixth-round pick in the 2015 NHL Draft from Winnipeg in exchange for forward Jiri Tlustý.
 FEBRUARY 25 Acquired defenseman Roland McKeown and a first-round draft pick from Los Angeles in exchange for defenseman Andrej Sekera.
 FEBRUARY 28 Acquired defenseman Jack Hillen and a fourth-round pick in the 2015 NHL Draft from Washington in exchange for defenseman Tim Gleason.
 MARCH 22 Signed goaltender Rasmus Tirronen to a one-year, entry-level contract.
 APRIL 30 Team announced it would not renew the contract of AHL coach Jeff Daniels.
 JUNE 15 Signed forward Derek Ryan to a one-year, two-way contract.
 JUNE 27 Acquired goaltender Eddie Lack from Vancouver in exchange for Carolina's third-round pick in 2015 and seventh-round pick in 2016.
 JUNE 27 Acquired defenseman James Wisniewski from Anaheim in exchange for goaltender Anton Khudobin.
 JULY 1 Bought out the remainder of forward Alexander Semin's contract.
 JULY 1 Signed forward T.J. Hensick to a one-year, two-way contract.
 JULY 3 Named Mark Morris as head coach of the Charlotte Checkers (AHL).
 AUGUST 31 Named Mark Craig, Jeff Daniels and Ray Whitney to the pro scouting staff, and named Don Elland to the amateur scouting staff.
 SEPTEMBER 11 Acquired forwards Kris Versteeg and Joakim Nordstrom and Chicago's third-round pick in 2017 from Chicago in exchange for defenseman Dennis Robertson and Jake Massie and Carolina's fifth-round pick in 2017.

2016

FEBRUARY 28 Acquired forward Aleksa Saarela and second-round picks in 2016 and 2016 NHL Drafts from the New York Rangers in exchange for forward Eric Staal.
 FEBRUARY 28 Acquired forward Valentin Zykov and a conditional fifth-round pick in the 2016 NHL Draft from the Los Angeles Kings in exchange for forward Kris Versteeg.
 FEBRUARY 29 Acquired defenseman Dennis Robertson from Chicago in exchange for goaltender Drew MacIntyre.
 FEBRUARY 29 Acquired forward Anthony Camara, a third-round pick in the 2016 NHL Draft and a fifth-round pick in the 2017 NHL Draft from Boston in exchange for defenseman John-Michael Liles.
 MARCH 7 Acquired forward Dane Fox from Vancouver in exchange for future considerations.
 MARCH 8 Signed forward Andrew Poturalski to a two-year, entry-level contract.
 APRIL 22 Signed defenseman Jake Chelios to a one-year, two-way contract.
 MAY 2 Announced that Charlotte Checkers (AHL) Head Coach Mark Morris had accepted the head coaching position at St. Lawrence University.
 MAY 31 Named Ulf Samuelsson head coach of the Charlotte Checkers (AHL).

JUNE 15 Acquired forwards Bryan Bickell and Teuvo Teravainen from Chicago in exchange for the NY Rangers' 2016 second-round draft pick and Chicago's own 2017 third-round draft pick (previously acquired by Carolina).
 JULY 1 Signed forward Lee Stempniak to a two-year contract.
 JULY 1 Signed forward Viktor Stalberg to a two-year contract.
 JULY 1 Signed forward Andrew Miller to a one-year, two-way contract.
 JULY 3 Signed defenseman Matt Tennyson to a one-year, two-way contract.
 SEPTEMBER 7 Signed goaltender Michael Leighton to a one-year, two-way contract.
 OCTOBER 9 Claimed forward Martin Frk on waivers from Detroit.
 OCTOBER 9 Signed defenseman Jakub Nakladal to a one-year contract.
 OCTOBER 11 Claimed defenseman Klas Dahlbeck on waivers from Arizona.
 OCTOBER 11 Acquired forward Connor Brickley from Florida in exchange for forward Brody Sutter.
 DECEMBER 31 Signed equipment manager Jorge Alves to a professional tryout contract to serve as backup goaltender.

2017

JANUARY 4 Claimed forward Ty Rattie on waivers from St. Louis.
 FEBRUARY 21 Acquired defenseman Philip Samuelsson from Montreal in exchange for defenseman Keegan Lowe.
 FEBRUARY 23 Acquired forward Danny Kristo and a 2017 second-round draft pick from Pittsburgh in exchange for defenseman Ron Hainsey.
 FEBRUARY 28 Acquired a 2017 third-round pick from Ottawa in exchange for forward Viktor Stalberg.
 APRIL 11 Relieved David Marcoux of his goaltending coaching duties.
 APRIL 29 Acquired goaltender Scott Darling from Chicago in exchange for Ottawa's 2017 third-round draft pick.
 JUNE 15 Named Hurricanes Assistant General Manager / Director of Hockey Operations Mike Vellucci head coach of the Charlotte Checkers (AHL).
 JUNE 17 Named Mike Bales goaltending coach for the Hurricanes.
 JUNE 22 Acquired defenseman Trevor van Riemsdyk from Vegas in exchange for Pittsburgh's 2017 second-round draft pick (Jake Leschyshyn).
 JUNE 29 Acquired defenseman Keegan Kozicki and Calgary's 2019 sixth-round draft pick (Kevin Wall) from Calgary in exchange for goaltender Eddie Lack, defenseman Ryan Murphy and a 2019 seventh-round draft pick (Dustin Wolf).
 JULY 1 Signed forward Justin Williams to a two-year contract.
 JULY 1 Signed forward Josh Jooris to a one-year contract.
 JULY 1 Signed goaltender Jeremy Smith to a one-year, two-way contract.
 JULY 1 Signed defenseman Brenden Kichton to a one-year, two-way contract.
 JULY 2 Acquired forward Marcus Kruger from Vegas in exchange for a 2018 fifth-round draft pick (Brandon Kruse).
 JULY 14 Signed forward Martin Necas to a three-year, entry-level contract.
 JULY 27 Signed forward Phil Di Giuseppe to a one-year, two-way contract.
 AUGUST 1 Signed defenseman Brett Pesce to a six-year contract extension.

2018

FEBRUARY 25 Acquired forward Greg McKegg from Pittsburgh in exchange for forward Josh Jooris.
 MARCH 27 Signed goaltender Jeremy Helvig to a three-year, entry-level contract.
 MAY 3 Acquired forward Jordan Martinook and a fourth-round selection in the 2018 NHL Draft (Luke Henman) from Arizona in exchange for forward Marcus Kruger and a third-round selection in the 2018 NHL Draft (Ty Emberson).
 MAY 10 Signed forward Morgan Geekie to a three-year, entry-level contract.
 MAY 18 Signed forward Saku Maenalanen to a one-year, two-way contract.
 JUNE 6 Signed forward Patrick Brown to a one-year, two-way contract.
 JUNE 8 Signed forward Andrew Poturalski to a one-year, two-way contract.
 JUNE 15 Signed defenseman Michael Forst to a two-year, two-way contract.
 JUNE 23 Acquired defenseman Dougie Hamilton, forward Micheal Ferland and defenseman Adam Fox from Calgary in exchange for defenseman Noah Hanifin and forward Elias Lindholm.
 JUNE 25 Signed forward Phil Di Giuseppe to a one-year contract.
 JUNE 29 Signed forward Valentin Zykov to a two-year contract.
 JUNE 30 Signed forward Andrei Svechnikov to a three-year, entry-level contract.
 JULY 1 Signed goaltender Petr Mrazek to a one-year contract.
 JULY 2 Signed defenseman Dan Renuf to a one-year, two-way contract.
 JULY 3 Signed defenseman Calvin de Haan to a four-year contract.
 JULY 5 Signed defenseman Trevor van Riemsdyk to a two-year contract.
 JULY 12 Signed forward Lucas Wallmark to a two-year contract.
 AUGUST 2 Signed forward Greg McKegg to a one-year, two-way contract.
 AUGUST 2 Acquired forward Cliff Pu, a second-round selection in the 2019 NHL Draft (Pyotr Kochetkov) and third- and sixth-round selections in the 2020 NHL Draft from Buffalo in exchange for forward Jeff Skinner.
 SEPTEMBER 27 Signed defenseman Michal Cajkovsky to a one-year, two-way contract.
 OCTOBER 3 Claimed goaltender Curtis McElhinney on waivers from Toronto.

TRADES AND ACQUISITIONS

2019

JANUARY 17	Acquired forward Nino Niederreiter from Minnesota in exchange for forward Victor Rask.
JANUARY 21	Signed forward Teuvo Teravainen to a five-year contract.
JANUARY 29	Signed forward Jordan Martinook to a two-year contract.
MARCH 21	Signed forward Stelio Mattheos to a three-year, entry-level contract.
APRIL 17	Signed forward Jacob Pritchard to a one-year, entry-level contract.
APRIL 30	Acquired a second-round pick in the 2019 NHL Draft (Traded to OTT-Mads Sogaard) and a conditional third-round pick in the 2020 NHL Draft from the New York Rangers in exchange for defenseman Adam Fox.
MAY 28	Signed defenseman Jesper Sellgren to a three-year, entry-level contract.
MAY 30	Signed forward Eetu Luostarinen to a three-year, entry-level contract.
JUNE 22	Acquired a top-10 protected first-round pick in the 2020 NHL Draft, a seventh-round pick in the 2020 NHL Draft and forward Patrick Marleau from Toronto in exchange for a sixth-round pick in the 2020 NHL Draft.
JUNE 22	Acquired a second-round pick in the 2019 NHL Draft (Jamieson Rees) and a third-round pick in the 2019 NHL Draft (Anttoni Honka) from Ottawa in exchange for a second-round pick in the 2019 NHL Draft (Mads Sogaard).
JUNE 22	Acquired a third-round pick in the 2019 NHL Draft (Patrik Puustola) and a fourth-round pick in the 2019 NHL Draft (Cade Webber) from Minnesota in exchange for a second-round pick in the 2019 NHL Draft (Hunter Jones).
JUNE 24	Acquired goaltender Anton Forsberg and defenseman Gustav Forsling from Chicago in exchange for defenseman Calvin de Haan and forward Aleksa Saarela.
JUNE 27	Acquired forward Erik Haula from Vegas in exchange for forward Nicolas Roy and a conditional fifth-round pick in the 2021 NHL Draft.
JUNE 28	Signed goaltender Alex Nedeljkovic to a two-year contract.
JUNE 30	Acquired goaltender James Reimer from Florida in exchange for goaltender Scott Darling and a sixth-round pick in the 2020 NHL Draft.
JULY 1	Signed goaltender Petr Mrazek to a two-year contract.
JULY 4	Signed forward Brian Gibbons to a one-year, two-way contract.
JULY 7	Matched an offer sheet from Montreal to sign forward Sebastian Aho to a five-year contract.
JULY 8	Signed defenseman Alex Lintuniemi to a one-year, two-way contract.
JULY 12	Signed forward Ryan Dzingel to a two-year contract.
JULY 15	Signed forward Clark Bishop to a one-year, two-way contract.
JULY 16	Signed defenseman Haydn Fleury to a one-year contract.
JULY 16	Signed defenseman Gustav Forsling to a one-year, two-way contract.
JULY 20	Signed forward Brock McGinn to a two-year contract.
JULY 25	Signed forward Max McCormick to a one-year, two-way contract.
AUGUST 6	Acquired defenseman Kyle Wood from San Jose in exchange for defenseman Trevor Carrick.
AUGUST 6	Signed goaltender Anton Forsberg to a one-year contract.
AUGUST 17	Signed defenseman Chase Priskie to a two-year, entry-level contract.
AUGUST 28	Signed goaltender Cam Ward to a one-day contract.
SEPTEMBER 4	Signed defenseman Roland McKeown to a one-year, two-way contract.
SEPTEMBER 6	Signed defenseman Jake Gardiner to a four-year contract.
SEPTEMBER 17	Signed defenseman Fredrik Claesson to a one-year, two-way contract.
SEPTEMBER 18	Signed forward Ryan Suzuki to a three-year, entry-level contract.
SEPTEMBER 24	Acquired defenseman Joel Edmundson, forward Dominik Bokk and a seventh-round pick in the 2021 NHL Draft from St. Louis in exchange for defenseman Justin Faulk and a fifth-round pick in the 2020 NHL Draft.
DECEMBER 12	Acquired defenseman Oliveri Kaski from Detroit in exchange for defenseman Kyle Wood.

2020

JANUARY 7	Signed forward Justin Williams to a one-year contract.
FEBRUARY 18	Acquired defenseman Joey Keane from NY Rangers in exchange for forward Julien Gauthier.
FEBRUARY 22	Signed goaltender David Ayres to an amateur try-out agreement.
FEBRUARY 24	Acquired forward Vincent Trocheck from Florida in exchange for forwards Erik Haula, Lucas Wallmark and Eetu Luostarinen and defenseman Chase Priskie.
FEBRUARY 24	Acquired defenseman Sami Vatanen from New Jersey in exchange for forward Janne Kuokkanen, defenseman Fredrik Claesson and a conditional fourth-round pick in the 2020 NHL Draft.
FEBRUARY 24	Acquired defenseman Brady Skjei from NY Rangers in exchange for a first round pick in the 2020 NHL Draft.
MARCH 24	Signed forward David Cotton to a two-year, entry-level contract.
MARCH 24	Signed forward Jason Cotton to a one-year, two-way contract.
SEPTEMBER 12	Acquired Montreal's fifth-round selection in the 2020 NHL Draft in exchange for the rights to defenseman Joel Edmundson.
OCTOBER 10	Signed forward Jesper Fast to a three-year contract.
OCTOBER 12	Signed defenseman Joakim Ryan to a one year, two-way contract.
OCTOBER 12	Signed forward Clark Bishop to a one-year contract.
OCTOBER 13	Signed forward Vasily Ponomarev to a three-year, entry-level contract.
OCTOBER 14	Signed forward Spencer Smallman to a one-year, two-way contract.
OCTOBER 15	Signed forward Steven Lorentz to a two-year, two-way contract.
OCTOBER 16	Signed forwards Jeremy Bracco, David Gust and Sheldon Rempal to one-year, two-way contracts.
OCTOBER 21	Signed forward Drew Shore to a one-year, two-way contract.
OCTOBER 22	Signed goaltender Antoine Bibeau to a one-year, two-way contract.
OCTOBER 23	Signed defenseman Gustav Forsling to a one-year, two-way contract.
OCTOBER 27	Signed defenseman Haydn Fleury to a two-year contract.
OCTOBER 28	Signed forward Max McCormick to a one-year, two-way contract.
NOVEMBER 1	Signed forward Warren Foegele to a one-year contract.

NOVEMBER, 1971 — The World Hockey Association awards franchise to sports enthusiasts and businessmen Howard Baldwin, John Colburn, Godfrey Wood and William Barnes.

JANUARY, 1972 — Jack Kelley, a highly successful coach at Boston University, joins the New England WHA franchise as coach and general manager. Newly formed team is named "WHAALERS" because it contains the letters of the new league and it carries with it a part of the New England heritage.

APRIL 19, 1972 — Larry Pleau becomes the first player to sign a Whalers contract. Later in the month, Brad Selwood, Rick Ley and Jim Dorey from the Toronto Maple Leafs and Tim Sheehy of Boston College/U.S. Olympic Team also join the club.

OCTOBER 12, 1972 — Whalers play their first WHA game. Rebounding from a 2-0 deficit, the Whalers defeat the visiting Philadelphia Blazers 4-3 before 14,442 spectators at the Boston Garden. Tommy Williams scores first Whalers goal and Larry Pleau collects first Whalers game-winning goal.

MAY 6, 1973 — Whalers defeat Winnipeg Jets 9-6 on national television (CBS) to gain World Trophy as the "Top Team" in the first season of the WHA. Jack Kelley is named later in month as the winner of the WHA's Coach-of-the-Year Trophy while forward Terry Caffery is named the WHA's Top Rookie.

APRIL 6, 1974 — Whalers play their first game in Springfield, Mass. by coming back from a two-goal deficit to defeat the Chicago Cougars in the first game of the 1974 playoffs 6-4.

JANUARY 11, 1975 — Whalers play first hockey game at new Hartford Civic Center before a sellout crowd of 10,507. After falling behind, they battle back to defeat the San Diego Mariners 4-3 in overtime, with Garry Swain scoring at 5:45.

JANUARY 18, 1977 — Hartford plays host to the 1977 WHA All-Star Game. The East Division defeats the West Division 4-2 as future Whalers goaltender Louis Levasseur is selected Most Valuable Player for the East.

MAY 23, 1977 — Whalers outduel the NHL to sign the entire Howe family (Gordie, Mark and Marty) to long-term contracts.

JANUARY 18, 1978 — At 4:30 a.m., under the weight of snow and ice, the Hartford Civic Center Coliseum roof collapses. Springfield, Mass., welcomes the Whalers back and the "91 Club" is born. Over the next two years, the Whalers ask their fans to remain loyal while the Hartford roof is repaired and the building enlarged. Fewer than 300 people cancel their season tickets. When the building reopens, the "91 Club" has 4,200 members.

JUNE 22, 1979 — Whalers join the National Hockey League with three other WHA clubs — Edmonton, Quebec and Winnipeg — as the NHL expands to 21 teams for the 1979-80 season. The World Hockey Association officially ceases operation.

OCTOBER 11, 1979 — Whalers play their first NHL regular-season game at Minnesota. The North Stars win 4-1 with Gordie Roberts scoring the first Whalers NHL goal at 14:15 of the third period.

FEBRUARY 6, 1980 — After an absence of two years and 19 days, the Whalers are "Home At Last." The Whalers come back from a two-goal deficit to defeat the Los Angeles Kings 7-3 before a capacity crowd of more than 14,000 at the Hartford Civic Center.

APRIL 6, 1980 — The Whalers defeat the Detroit Red Wings 5-3 to finish their first NHL season and qualify for postseason play for the eighth straight year of their eight-year existence. The Whalers set six expansion team records.

JUNE 6, 1980 — Gordie Howe announces his retirement as a player, ending a 32-year career. He joins the Whalers front office.

FEBRUARY 18, 1981 — Gordie Howe's number 9 is officially retired.

MAY 2, 1983 — Emile Francis, after building winning teams in New York and St. Louis, joins the Whalers as president and general manager.

MARCH 24-APRIL 1, 1984 — Whalers collect seven points in their last six games and finish the season as the most improved team in the NHL. They total 66 points, 21 more than the previous season, and tie or break 57 club records.

FEBRUARY, 1985 — Ron Francis becomes first Whaler to play in two NHL All-Star Games. He also is named team captain on February 22 when the Whalers acquire Mike Liut and future considerations (Jorgen Pettersson) from St. Louis for veterans Greg Millen and former team captain Mark Johnson.

MARCH 10-29, 1985 — Whalers go on a nine-game unbeaten streak, including a club-record seven straight wins.

FEBRUARY 4, 1986 — The Whalers host the 38th NHL All-Star Game before a sellout crowd of 15,126. Bryan Trottier nets the game-winner in overtime to give the Wales Conference a thrilling 4-3 victory over the Campbell Conference All-Stars. Sylvain Turgeon records an assist in the game.

APRIL 12, 1986 — The Whalers complete a three-game playoff sweep of regular-season Adams Division champ Quebec with a 9-4 victory at the Civic Center. John Anderson leads the Whalers attack with six points.

APRIL 29, 1986 — Montreal's Claude Lemieux scores at 5:55 of overtime to give the Canadiens a 2-1 victory over the Whalers in the seventh game of the Adams Division Championship series.

JUNE, 1986 — Emile Francis is named NHL Executive of the Year by both The Sporting News and The Hockey News.

DECEMBER 26, 1986 — Doug Jarvis supplants Garry Unger as the NHL's Ironman by participating in his 915th consecutive NHL game. In a close-checking "Jarvis-style" contest, the Whalers skate to a 1-1 tie with Montreal.

APRIL 4, 1987 — The Whalers score three goals in less than four minutes during the third period, overcoming a 3-2 deficit to beat the Rangers 5-3 and clinch first place in the Adams Division.

FEBRUARY 7, 1988 — Larry Pleau is named head coach of the Hartford Whalers. Pleau, 40, replaces Jack Evans, who served as the Whalers coach since the 1983-84 season.

FEBRUARY 9, 1988 — Kevin Dineen becomes the first Whaler to start in an NHL All-Star Game, helping lead the Wales Conference over the Campbell Conference 6-5 with two assists, including the game-winner to Mario Lemieux in overtime.

MARCH 29, 1988 — The Buffalo Sabres defeat the Quebec Nordiques 3-1, thus eliminating the Nordiques from the playoff race and clinching a playoff spot for the Whalers for the third straight year. The Whalers trailed the Nordiques by three points on March 19, but made up 10 points in as many days to push Quebec out of the playoffs.

SEPTEMBER 7, 1988 — The sale of the Hartford Whalers by the team's 16 partners to Donald Conrad and Richard Gordon is approved by the NHL Board of Governors.

JANUARY 20, 1989 — Gordie Howe, Rick Ley, Jack Kelley, Bob Schmertz, Frank Keyes and Ella Grasso are honored as charter inductees of the Hartford Whalers Hall of Fame.

MAY 11, 1989 — Ed Johnston is named vice president and general manager of the Whalers. Emile Francis retains position as team president (formally announced on June 6).

JUNE 7, 1989 — Former Whalers captain Rick Ley is named head coach of the Whalers, replacing Larry Pleau.

JUNE 18, 1989 — The NHL formally approves Richard Gordon and Colonial Realty as Whalers owners.

SEPTEMBER 6, 1989 — Whalers officially open their new training and practice facility at Avon Old Farms School.

MARCH 21, 1990 — Dave Keon and Howard Baldwin are inducted into the Whalers Hall of Fame at second annual induction ceremonies.

FEBRUARY 23, 1991 — Whalers clinch playoff spot for sixth straight season.

APRIL 1, 1991 — Pat Verbeek is only NHL player to lead team in goals scored and penalty minutes for second straight year.

JUNE 7, 1991 — Jim Roberts is named head coach of the Whalers, replacing Rick Ley.

NOVEMBER 26, 1991 — Defenseman Randy Ladouceur named the Whalers' 10th team captain in their 20-year history.

APRIL 1, 1992 — NHL players stage a strike, suspending the season for 10 days.

MAY 2, 1992 — Whalers extend the Montreal Canadiens to the second overtime in Game 7 of the Adams Division Semifinals. Russ Courtnall's goal at 12:02 a.m. (25:26 of OT) ends the Whalers' first NHL season to extend into May.

MAY 26, 1992 — Whalers name Brian Burke general manager, replacing Ed Johnston, who had been relieved of his duties on May 12.

JUNE 2, 1992 — Whalers introduce new uniforms. The club changes to a predominant navy blue color scheme after 20 seasons in green.

FRANCHISE HIGHLIGHTS

JUNE 15, 1992 — Whalers hire Paul Holmgren to replace Jim Roberts as head coach.

APRIL 16, 1993 — Whalers finish the season with a 26-52-6 record and miss the playoffs for the first time since 1985.

JUNE 26, 1993 — Whalers flip first round draft picks with San Jose and select Chris Pronger second overall in the 1993 NHL Entry Draft.

JUNE 30, 1993 — Emile Francis announces his retirement, ending a 47-year hockey career.

SEPTEMBER 1, 1993 — Brian Burke resigns as club president and general manager to join the NHL front office as executive vice president and director of hockey operations.

SEPTEMBER 8, 1993 — Paul Holmgren is named acting general manager. He remains as head coach. Assistant coach Pierre McGuire elevated to assistant general manager. Kevin Maxwell named director of player personnel. Paul Gillis moved from an assistant coach in Springfield to an assistant coach of Hartford.

NOVEMBER 17, 1993 — Paul Holmgren steps aside as head coach to concentrate on general manager duties. Pierre McGuire named head coach.

JUNE 28, 1994 — Whalers purchased by Peter Karmanos Jr., Thomas Thewes and Jim Rutherford (KTR) for \$47.5 million. Jim Rutherford named president and general manager. Paul Holmgren named head coach. Whalers draft Jeff O'Neill fifth overall as they host the 1994 NHL Entry Draft in the Civic Center.

MAY 3, 1995 — Whalers complete the abbreviated 1994-95 season with an increase in average attendance for the first time since 1987-88 (12.8%). Though they miss the playoffs for the third straight year, the Whalers have the NHL's best overtime record (4-0-5) for the second straight season.

JULY 27, 1995 — Whalers acquire Brendan Shanahan from St. Louis for Chris Pronger.

NOVEMBER 6, 1995 — Whalers replace head coach Paul Holmgren with Paul Maurice.

DECEMBER 28, 1995 — Whalers re-acquire Kevin Dineen from the Philadelphia Flyers for future considerations.

JANUARY 31-FEBRUARY 11, 1996 — The Whalers win the last five games of a six-game road trip, the best road trip in club history (5-1-0).

APRIL 14, 1996 — Whalers complete the season with their best record (34-39-9) since the 1989-90 season (38-33-9). The team's home record is 22-15-4, which is the Whalers' best home-ice record since 1986-87.

OCTOBER 9, 1996 — Whalers acquire Keith Primeau, Paul Coffey and a 1997 first-round draft pick from Detroit in exchange for Brendan Shanahan and Brian Glynn.

DECEMBER 15, 1996 — Whalers acquire Kevin Haller, a first-round and a seventh-round draft pick in 1997 from Philadelphia in exchange for Paul Coffey and a third-round draft pick in 1997.

JANUARY 18, 1997 — Whaler's head coach Paul Maurice serves as an assistant coach at the 47th All-Star Game. Geoff Sanderson represents the Whalers, scoring a goal.

MARCH 18, 1997 — Whalers complete four deals at the trading deadline. Acquired Derek King, Chris Murray, Bates Battaglia, a fourth-round draft pick in 1998 and an eighth-round draft pick in 1998 by the end of the day.

MARCH 26, 1997 — Whalers announce at a press conference that the team has signed an exit agreement with the Connecticut Development Authority to leave Hartford at the end of the season.

APRIL 13, 1997 — Kevin Dineen scores the game winner as Hartford scores a 2-1 win over the Tampa Bay Lightning in the franchise's final game in Hartford.

MAY 6, 1997 — Peter Karmanos announces that the team will relocate to Raleigh, N.C. The team will play in Greensboro, NC, for the first two seasons while a new arena is being built.

JUNE 2, 1997 — Hurricanes open office in Morrisville, NC, to prepare for first season in North Carolina.

JUNE 16, 1997 — Peter Karmanos and Jim Rutherford unveil logo.

AUGUST 25, 1997 — Carolina acquires Trevor Kidd and Gary Roberts from Calgary for Andrew Cassels and Jean-Sebastien Giguere.

SEPTEMBER 13, 1997 — Carolina plays its first preseason game against the New York Islanders at the Greensboro Coliseum.

OCTOBER 1, 1997 — Carolina opens the franchise's 19th NHL season and first as the Carolina Hurricanes at Tampa Bay with a 4-2 loss. Kevin Dineen scores the first goal for the Hurricanes.

OCTOBER 10, 1997 — Carolina registers its first win with a 2-1 victory over the New Jersey Devils. Steve Leach scores the game-winner.

JANUARY 3, 1998 — Carolina acquires Martin Gelinas and Kirk McLean from Vancouver for Sean Burke, Geoff Sanderson and Enrico Ciccone.

FEBRUARY 7, 1998 — The NHL shuts down for three weeks as NHL players compete at the Winter Olympics in Nagano, Japan. Carolina's Sami Kapanen plays for Team Finland, winning a Bronze Medal, and Keith Primeau completes the Olympic Tournament tied for third in scoring for Team Canada.

FEBRUARY 18, 1998 — Carolina tenders offer sheet to Sergei Fedorov. NHL disputes offer sheet, so it goes to an arbitrator, John Sands, who rules the offer sheet to be valid on Feb. 26, 1998. Detroit matches offer sheet shortly after ruling that same day.

MARCH 9, 1998 — Trevor Kidd named NHL Player of the Week after posting a 3-0-0 record with a .968 save percentage and a 1.00 GAA.

MARCH 24, 1998 — Peter Karmanos receives Lester Patrick Award, which is presented annually to those individuals who have performed "outstanding service to hockey in the United States."

MARCH 30, 1998 — Keith Primeau named NHL Player of the Week after totaling eight points (4g, 4a) and a (+7) in a 3-1-0 week.

APRIL 14, 1998 — Carolina eliminated from playoffs during the final week of the season for the fourth year in a row.

JULY 13, 1998 — Hurricanes sign franchise all-time leading scorer Ron Francis to a free agent contract.

OCTOBER 28, 1998 — Carolina shuts out the Chicago Blackhawks 2-0 to take over the Southeast Division lead. The Hurricanes never relinquish the lead, remaining in first place for 173 consecutive days.

NOVEMBER 2, 1998 — Goaltender Arturs Irbe named NHL Player of the Week (October 26-November 1) and NHL Player of the Month for October.

DECEMBER 29, 1998 — Hurricanes acquire future Hall of Fame defenseman Paul Coffey from the Chicago Blackhawks in exchange for Nelson Emerson.

JANUARY 24, 1999 — Arturs Irbe and Keith Primeau become the first Carolina Hurricanes to play in the NHL All-Star Game. It marks the first time since Kevin Dineen and Ulf Samuelsson participated in Rendez-Vous '87 that the organization has been represented by two players during all-star play.

FEBRUARY 9, 1999 — Ron Francis tallies a season-high five points (2g, 3a) in his 1,300th game as the Carolina Hurricanes defeat the Toronto Maple Leafs 6-5 in the team's last visit to Maple Leaf Gardens.

FEBRUARY 18, 1999 — Paul Coffey plays in his 1,300th game, joining Ron Francis as the only teammates in league history to accomplish the feat in the same season.

FEBRUARY 21, 1999 — Ray Sheppard becomes only player in NHL history to score 20 goals in a single season for six different clubs by tallying two goals in Carolina's 4-1 victory over the New York Islanders.

APRIL 9, 1999 — Carolina Hurricanes clinch the Southeast Division, marking the team's first division title since 1987.

APRIL 24, 1999 — Ray Sheppard scores at 17:05 of overtime as the Carolina Hurricanes defeat the Boston Bruins 3-2, their first playoff win since April 29, 1992.

MAY 2, 1999 — The Boston Bruins shut out the Hurricanes 2-0 to win the best-of-7 Eastern Conference Quarterfinals 4-2.

MAY 3, 1999 — Hurricanes defenseman Steve Chiasson dies in a one-car accident.

JUNE 10, 1999 — Hurricanes agree to a three-year affiliation with the Cincinnati Cyclones of the International Hockey League (IHL).

OCTOBER 29, 1999 — Carolina Hurricanes host the New Jersey Devils in their home opener at the new Raleigh Entertainment & Sports Arena.

NOVEMBER 5, 1999 — Captain Ron Francis becomes the sixth player in NHL history to reach 1,500 points.

NOVEMBER 7, 1999 — Carolina defeats the Washington Capitals 3-2 to earn its first win at the Entertainment & Sports Arena.

DECEMBER 23, 1999 — Paul Coffey becomes the first defenseman in league history to total 1,500 points. Along with Ron Francis, Coffey becomes part of the first pair of teammates to reach the milestone during the same season.

JANUARY 23, 2000 — Hurricanes acquire forward Rod Brind'Amour, goaltender Jean-Marc Pelletier and a second-round pick in 2000 entry draft in exchange for Keith Primeau and a fifth-round draft pick in 2000.

FEBRUARY 5, 2000 — Competing in his first All-Star weekend, Sami Kapanen wins the fastest skater event during the Fed Ex/NHL Superskills contest with a time of 13.649 seconds.

APRIL 3, 2000 — Arturs Irbe named NHL Player of the Week for week ending April 2 by posting 3-1-0 record with a 1.75 goals against average, a .933 save percentage, and one shutout.

APRIL 8, 2000 — Head coach Paul Maurice becomes the franchise's all-time winningest coach with a 4-3 victory over the Atlanta Thrashers. The win surpassed Jack Evans total of 163.

JUNE 24, 2000 — Hurricanes acquire defenseman Sandis Ozolinsh and a second-round draft pick (Tomas Kurka) in 2000 from Colorado in exchange for Nolan Pratt, a first-round draft pick (Vaclav Nedorost) and two second-round picks (Jared Aulin, Argis Saviels) in 2000.

DECEMBER 18, 2000 — Hurricanes agree to a multi-year affiliation with the Lowell Lock Monsters of the American Hockey League (AHL).

FEBRUARY 4, 2001 — Defenseman Sandis Ozolinsh becomes the first Carolina Hurricane to start in an NHL All-Star Game.

MARCH 14, 2001 — Ron Francis earns an assist against Atlanta to become to first player to total 1,000 points with the franchise.

APRIL 4, 2001 — Jeff O'Neill becomes the first franchise player to score 40 goals in a season since Brendan Shanahan in 1995-96.

APRIL 6, 2001 — The Hurricanes defeat Atlanta 3-2 in Raleigh to clinch their second trip to the playoffs in three years.

JANUARY 2, 2002 — Ron Francis, playing in his 1,000th career game with the franchise, beats Byron Dafoe of the Boston Bruins for his 500th career NHL goal.

JANUARY 16, 2002 — Carolina acquires defenseman Bret Hedican, forward Kevyn Adams and defenseman Tomas Malec from Florida in exchange for defenseman Sandis Ozolinsh and forward Byron Ritchie.

JANUARY 26, 2002 — Ron Francis assists on Jeff O'Neill's goal at Philadelphia to pass Ray Bourque for second on the NHL's all-time assist list.

MARCH 5, 2002 — The Hurricanes acquire goaltender Kevin Weekes from Tampa Bay in exchange for forwards Shane Willis and Chris Dingman.

APRIL 3, 2002 — The Hurricanes set a new single-season attendance record, breaking the franchise mark set in 1987-88. In all, 635,868 fans attend games during the 2001-02 regular season.

APRIL 10, 2002 — The Hurricanes defeat the Tampa Bay Lightning 4-2 at the Entertainment & Sports Arena to clinch their second Southeast Division title in four years.

APRIL 27, 2002 — Kevin Weekes shuts out New Jersey 1-0 in Game 6 of the Eastern Conference Quarterfinals at the Continental Airlines Arena as Carolina clinches the franchise's first playoff series win since 1986 and first best-of-7 series win.

MAY 13, 2002 — Carolina breaks or ties 18 franchise records in its 8-2 Game 6 victory over the Montreal Canadiens at the Molson Centre to clinch the Eastern Conference Semifinals 4-2. The victory marks the first time the franchise defeats Montreal in a postseason series.

MAY 28, 2002 — Martin Gelinas scores at 8:05 of overtime to give the Hurricanes a 2-1 victory against Toronto in Game 6 of the Eastern Conference Finals at Air Canada Centre. With the win, Carolina clinches the first Conference championship in franchise history and earns its first trip to the Stanley Cup Finals.

JUNE 8-9, 2002 — The Hurricanes host Game 3 of the Stanley Cup Finals against Detroit, marking the first Stanley Cup finals game at the Entertainment & Sports Arena. The game goes into triple-overtime before the Red Wings' Igor Larionov scores at the 54:47 mark of overtime.

JUNE 20, 2002 — Ron Francis wins the Lady Byng Trophy and the King Clancy Trophy at the 2002 NHL Awards in Toronto.

SEPTEMBER 19, 2002 — A 20-year agreement with RBC Centura is announced to rename the Entertainment & Sports Arena as the RBC Center.

JANUARY 18, 2003 — Ron Francis plays in his 1,616th career NHL game, a 5-2 loss at New Jersey, moving past Larry Murphy (1,615) and into sole possession of third place on the NHL's all-time games played list.

MARCH 18, 2003 — Damian Surma scores his first career NHL goal in his first game, becoming the fifth Hurricane to accomplish that feat during the 2002-03 season (Jeff Heerema, Tomas Kurka, Mike Zigomanis, Brad DeFauw). Surma was the eighth and final Hurricane to score his first NHL goal during the season.

APRIL 6, 2003 — The Hurricanes set a new single-season attendance record, breaking the franchise mark set the previous season. In total, 642,973 fans attend games at the RBC Center during the 2002-03 hockey season.

DECEMBER 15, 2003 — The Hurricanes name Peter Laviolette as the franchise's 11th head coach. Kevin McCarthy is retained as an assistant coach and former Hurricane player Jeff Daniels is also named assistant coach. Paul Maurice, Randy Ladouceur and Don Edwards are relieved of their coaching duties.

MARCH 5, 2004 — Kevyn Adams beats Atlanta's Pasi Nurminen with 0.4 seconds left in overtime against the Thrashers to break the franchise record for shorthanded goals in a season (5).

JUNE 26-27, 2004 — The Hurricanes host the NHL Entry Draft at the RBC Center, drawing 15,672 fans for day one — the largest draft crowd in more than a decade. Carolina makes noise on the floor as well, trading the eighth overall selection and a second-round pick for the fourth overall selection, taking top-rated North American skater Andrew Ladd.

SEPTEMBER 15, 2004 — NHL Commissioner Gary Bettman confirms that NHL teams will not play until the Collective Bargaining Agreement is replaced, delaying the start of the 2004-05 season.

FEBRUARY 16, 2005 — NHL Commissioner Gary Bettman announces the cancellation of the 2004-05 season.

JULY 22, 2005 — NHL Board of Governors ratifies new six-year Collective Bargaining Agreement with the NHLPA.

AUGUST 25, 2005 — Rod Brind'Amour named Hurricanes team captain.

OCTOBER 7, 2005 — Cam Ward earns his first NHL win, stopping Ziggy Palffy, Mario Lemieux and Sidney Crosby in Carolina's first shootout game and first win of 2005-06.

JANUARY 19, 2006 — Carolina wins its ninth straight game, marking the second nine-game win streak of the season and in franchise history. The Hurricanes become just the fifth team in NHL history to post two win streaks of nine games or more in a single season.

JANUARY 31, 2006 — Hurricanes win 8-2 at Montreal for their 13th win in January making Carolina the seventh team in NHL history to win 13 games in a month.

MARCH 31, 2006 — Hurricanes win their 48th game of the season to clinch their third Southeast Division title with a 3-2 win against Florida. Carolina would go on to a 52-22-8 overall record, finishing second in the Eastern Conference standings and setting franchise highs for wins and points (112) in a season.

MAY 2, 2006 — Cory Stillman scores 1:19 into overtime of Game 6 at Montreal for Carolina's fourth-straight win against the Canadiens after falling behind 2-0 in the teams' Eastern Conference Quarterfinals series.

MAY 5, 2006 — Cam Ward records his first NHL shutout as Carolina defeats New Jersey 6-0 in Game 1 of the Eastern Conference Semifinals. The Hurricanes would go on to win the series 4-1.

JUNE 1, 2006 — Carolina defeats Buffalo 4-2 in Game 7 of the Eastern Conference Finals, sending the Hurricanes to the Stanley Cup Finals for the second time in four years and the second time in franchise history.

JUNE 19, 2006 — Justin Williams scores into an empty net with 1:01 remaining in the third period to give Carolina a 3-1 win in Game 7 of the Stanley Cup Finals. The win marks the first Stanley Cup championship in franchise history and the first major professional sports championship in North Carolina. Cam Ward wins the Conn Smythe Trophy as the playoffs' Most Valuable Player.

FRANCHISE HIGHLIGHTS

JUNE 22, 2006 — Rod Brind'Amour wins the Frank J. Selke Trophy at the NHL Awards in Vancouver.

FEBRUARY 8, 2007 — Ray Whitney sets a franchise record scoring three even-strength goals in a 1:40 span in the second period of Carolina's 5-2 win at Boston. The feat marks the fastest three even-strength goals in the NHL since Bill Mosienko scored three times in 21 in his Blackhawks' 7-6 win at NY Rangers, March 23, 1952.

MARCH 24, 2007 — Hurricanes establish a new single-season attendance record of more than 650,000 fans when they host an overflow crowd of 18,763 against San Jose. Carolina finishes the season having hosted 712,861 fans in its 41 home games, an average of 17,387 fans per game and 93.3% of the RBC Center's capacity.

JUNE 14, 2007 — Rod Brind'Amour wins the Frank J. Selke Trophy at the NHL Awards in Toronto.

JUNE 5, 2008 — Glen Wesley announces his retirement as a player and is named director of defensemen development. President/General Manager Jim Rutherford announces that Wesley's No. 2 jersey would be retired to the RBC Center rafters. Wesley retired as the Hurricanes' all-time games-played leader, having played in 728 regular-season games since the team's relocation to North Carolina in 1997. He played 913 games with the franchise, second only to Hall of Famer Ron Francis (1,186).

JULY 12, 2008 — Carolina Hurricanes and the Centennial Authority announce a five-year extension of the team's lease of the RBC Center, making the final year of the lease 2024.

SEPTEMBER 10, 2008 — The Carolina Hurricanes unveil their alternate third uniform at a news conference on the ice at the RBC Center. Tim Gleason, Eric Staal and Cam Ward model the team's newest look, which includes a primarily black jersey with the secondary flag logo on the chest, black pants and black helmets. The team announces that the new uniforms will be worn in a game for the first time when the Hurricanes host Detroit on October 13, and will be worn for 15 home games in 2008-09.

SEPTEMBER 11, 2008 — Hurricanes sign forward Eric Staal to a seven-year contract extension, which will begin in 2009-10 and will run through 2015-16.

DECEMBER 3, 2008 — Paul Maurice is named head coach and Ron Francis is named associate head coach; Peter Laviolette relieved of his head coaching duties.

MARCH 7, 2009 — The Hurricanes score a 9-3 win at Tampa Bay, marking the most goals in a game for the team since relocating to North Carolina. Eric Staal scores four goals marking the first time a player had scored four goals since relocation, and the third time the feat was accomplished in franchise history. Staal's six points set a Hurricanes record and tied the franchise record for points in a game.

MARCH 28, 2009 — The Hurricanes finish March 2009 with a 10-1-2 record (22 points), making it the best March, and second-best month, in franchise history (January 2006: 13-1-0 – 26 points).

APRIL 7, 2009 — Cam Ward earns his 39th win of the season in Carolina's 9-0 rout of the New York Islanders. For Ward, the win breaks Martin Gerber's franchise record of 38 wins set in 2005-06, and marks his franchise-best tying sixth shutout of the season. The game marks Eric Staal's fourth hat trick of the season, setting a new franchise mark in that category. For the Hurricanes, it marks their 45th win of the regular season – the second-best wins total in franchise history next to 2005-06.

APRIL 9, 2009 — The Hurricanes' franchise-record 12-game home winning streak is snapped in a 5-1 loss against Buffalo. The 12-game home winning streak shatters the previous franchise-best nine-game home winning streak accomplished twice during the championship 2005-06 season.

APRIL 28, 2009 — "The Shock at the Rock" – Trailing 3-2 with 1:20 remaining in regulation, Jussi Jokinen scores the tying goal in Game 7 of the Eastern Conference Quarterfinals at New Jersey's Prudential Center. Eric Staal then beats Martin Brodeur with 32 seconds remaining and the Hurricanes advance to the second round.

MAY 14, 2009 — Scott Walker beats Tim Thomas 18:46 into overtime of Game 7 of the Eastern Conference Semifinals at TD Banknorth Garden to give the Hurricanes a 3-2 win. The Hurricanes become just the fourth team to advance to the Eastern Conference Finals three times in the first decade of the 2000s, joining New Jersey, Philadelphia and Pittsburgh in that group.

SEPTEMBER 30, 2009 — Hurricanes sign goaltender Cam Ward to a six-year contract extension, which begins in 2010-11 and will run through 2015-16.

JANUARY 20, 2010 — Hurricanes name Eric Staal captain and Rod Brind'Amour alternate captain.

APRIL 8, 2010 — The National Hockey League announces that the Hurricanes will host the 2011 NHL All-Star Game at the RBC Center.

JUNE 30, 2010 — Rod Brind'Amour announces his retirement as a player.

OCTOBER 4, 2010 — The Hurricanes take on SKA St. Petersburg in an exhibition game. Carolina is the first NHL team to play in Russia in more than 20 years.

OCTOBER 7-8, 2010 — The Hurricanes take part in the 2010 Compuware NHL Premiere, playing two games against the Minnesota Wild at Hartwall Arena in Helsinki, Finland. Carolina wins both games.

JANUARY 28-30, 2011 — The Hurricanes host NHL All-Star Weekend. Team Lidstrom downs Team Staal by an 11-10 score in the All-Star Game. Jamie McBain, Jeff Skinner, Eric Staal and Cam Ward represent Carolina in the events.

JUNE 22, 2011 — Jeff Skinner becomes the first player in Carolina's franchise history to win the Calder Trophy as the NHL's rookie of the year.

NOVEMBER 28, 2011 — Kirk Muller is named head coach. Paul Maurice relieved of his coaching duties. John MacLean joins Carolina's coaching staff three days later.

JUNE 20, 2012 — Justin Faulk is named to the 2011-12 NHL All-Rookie Team.

JUNE 22, 2012 — The Hurricanes acquire Jordan Staal from Pittsburgh in a draft-day trade that sends Brandon Sutter, Brian Dumoulin and the eighth-overall pick to the Penguins. Staal signs a 10-year contract extension with Carolina nine days later.

APRIL 27, 2013 — Hurricanes complete the abbreviated 2012-13 season, and set a franchise record for average, per-game attendance (17,560), eclipsing the previous record of 17,387 set during the 2006-07 season.

APRIL 28, 2014 — Hurricanes name Ron Francis general manager. Also name Mike Vellucci assistant general manager and director of hockey operations, and name Brian Tatum assistant general manager. Jim Rutherford to remain with the Hurricanes as team president.

MAY 5, 2014 — Kirk Muller, Dave Lewis and John MacLean relieved of their coaching duties. Greg Stefan reassigned to pro scouting staff.

JUNE 6, 2014 — Jim Rutherford resigns as Hurricanes president and accepts general manager position with the Pittsburgh Penguins.

JUNE 19, 2014 — Bill Peters is named head coach. Steve Smith joins the coaching staff as an assistant five days later, and David Marcoux as goaltending coach in July.

JUNE 20, 2014 — Ricky Olczyk named assistant general manager.

JULY 1, 2014 — Don Waddell named team president.

JULY 1, 2015 — Team buys out final three seasons of Alexander Semin's contract.

FEBRUARY 28, 2016 — Team acquired Aleksandr Saarela and second-round picks in the 2016 and 2017 NHL Drafts from the NY Rangers in exchange for Eric Staal.

OCTOBER 7, 2017 — The Hurricanes kick off their 20th season in North Carolina with a 5-4 shootout win over Minnesota at PNC Arena.

DECEMBER 7, 2017 — Tom Dundon signs an agreement to purchase a majority stake in the Hurricanes.

DECEMBER 12, 2017 — Cam Ward becomes the 32nd goaltender in NHL history to reach 300 career wins, making 22 saves in a 3-2 shootout win at Vegas.

JANUARY 12, 2018 — Tom Dundon is introduced as the new majority owner of the Hurricanes, with Peter Karmanos Jr. retaining a minority ownership interest.

APRIL 20, 2018 — Bill Peters resigns as head coach.

MAY 8, 2018 — Rod Brind'Amour is named head coach and Don Waddell is named general manager.

AUGUST 2, 2018 — Hurricanes trade forward Jeff Skinner to Buffalo for forward Cliff Pu and three draft picks. Skinner departs fifth all-time in franchise history in goals (204) and seventh in points (379).

SEPTEMBER 13, 2018 — Justin Williams named Hurricanes team captain.

OCTOBER 7, 2018 — Andrei Svechnikov scores his first career NHL goal, becoming the first NHL player born in the 2000s to score a goal.

OCTOBER 30, 2018 — Sebastian Aho tallies an assist for the 12th consecutive game in a 3-2 loss vs. Boston, establishing a new franchise record assist streak. He becomes just the third player in NHL history to record an assist in each of his team's first 12 games in a season, joining Wayne Gretzky (1982-83 with Edmonton) and Ken Linseman (1985-86 with Boston). Aho also set a franchise record for the longest season-opening point streak and tied Eric Staal for the longest point streak in team history (since relocation).

NOVEMBER 21, 2018 — Justin Williams scores his 100th career Hurricanes goal in a 5-2 win vs. Toronto. He becomes the ninth player in NHL history to score at least 100 goals and win the Stanley Cup with two different franchises (Carolina and Los Angeles).

DECEMBER 29, 2018 — Hurricanes lose 2-0 at New Jersey to fall to 15-17-5 on the season, 10 points outside of a playoff spot. Carolina would go 31-12-2 the remainder of the season to finish at 99 points, the second-highest point total in franchise history.

JANUARY 17, 2019 — Hurricanes acquire Nino Niederreiter from Minnesota in exchange for Victor Rask. Niederreiter went on to record 30 points (14g, 16a) in 36 games with Carolina in 2018-19 after registering 23 points (9g, 14a) in 46 games with the Wild prior to the trade.

FEBRUARY 1, 2019 — Justin Faulk tallied a goal and an assist in a 5-2 win vs. Vegas to reach 242 career points, passing Dave Babyk for the most career points by a defenseman in franchise history.

FEBRUARY 23, 2019 — Jordan Staal returns to the lineup and records an assist in a 3-0 win at Dallas after missing 32 of the previous 34 games due to injury. Staal would tally 17 points (6g, 11a) in 21 games after returning to the lineup, and Carolina went on to post a 14-6-1 record in those games.

MARCH 24, 2019 — Andrei Svechnikov scores the game-winning goal in a 2-1 overtime win vs. Montreal, becoming the youngest player in franchise history to score an overtime goal at 18 years and 363 days old.

APRIL 4, 2019 — Carolina earns a 3-1 win vs. New Jersey to clinch a playoff berth for the first time since the 2008-09 season.

APRIL 6, 2019 — Hurricanes win 4-3 at Philadelphia for their 22nd road win of the season, setting a franchise record.

APRIL 24, 2019 — Brock McGinn scores at 11:05 of the second overtime to give Carolina a 4-3 win in Game 7 of the Eastern Conference First Round at Washington. The game marks the third-longest overtime and first double-overtime win in franchise playoff history.

MAY 3, 2019 — Carolina earns a 5-2 win in Game 4 of the Eastern Conference Second Round vs. NY Islanders to complete the first sweep of a best-of-seven series in franchise playoff history. A franchise-record crowd of 19,495 is on hand at PNC Arena to watch the Hurricanes clinch a berth in the Eastern Conference Final for the fourth consecutive playoff appearance (2002, 2006, 2009).

SEPTEMBER 24, 2019 — The Hurricanes acquire Joel Edmundson, Dominik Bokk and a seventh-round pick in the 2021 NHL Draft from St. Louis in exchange for Justin Faulk and a fifth-round pick in the 2020 NHL Draft. Faulk leaves Carolina as the franchise's all-time leader in goals and points by a defenseman.

SEPTEMBER 29, 2019 — Jordan Staal named team captain.

OCTOBER 11, 2019 — The Hurricanes post a 5-2 win over the Islanders at PNC Arena to begin the season 5-0-0 for the first time in franchise history.

OCTOBER 29, 2019 — Andrei Svechnikov scores the first lacrosse-style goal in NHL history and adds the game-winning goal 3:22 later in a 2-1 win against Calgary at PNC Arena.

NOVEMBER 14, 2019 — Jordan Staal scores his 100th career Hurricanes goal in a 5-4 overtime win at Buffalo. He joins his brother, Eric Staal, as the ninth pair of brothers in NHL history to score at least 100 goals for the same franchise.

DECEMBER 19, 2019 — Carolina posts a 3-1 win at Colorado, marking the second time in franchise history that the Hurricanes won a game when trailing within the final three minutes of a game. Carolina wraps up their five-game road trip with a 4-0-1 record, earning nine points on a five-game road trip for the first time in franchise history.

JANUARY 7, 2020 — Justin Williams returns to the Hurricanes on a one-year contract.

JANUARY 24, 2020 — Jacob Slavin wins the Accuracy Shooting event at the 2020 NHL All-Star Skills Competition in St. Louis.

FEBRUARY 22, 2020 — Following injuries to both James Reimer and Petr Mrazek, emergency backup goaltender David Ayres enters the game at 11:19 of the second period during Carolina's first Hockey Night In Canada game in Toronto in nearly 17 years. Ayres makes eight saves over the final 28:41 as the Hurricanes beat the Maple Leafs 6-3. At 42 years and 194 days old, Ayres becomes the oldest goaltender in NHL history to win their NHL debut and the second-oldest player, regardless of position, to make their debut, trailing only Lester Patrick (43 years, 80 days old).

FEBRUARY 28, 2020 — Sebastian Aho registers a pair of assists in a 3-2 loss against the Avalanche at PNC Arena, extending his point streak to 14 games (1/21-2/28: 12g, 9a). This marks the longest point streak in team history (since relocation) and the third-longest point streak in franchise history.

MARCH 10, 2020 — The Hurricanes post a 5-2 win at Detroit to improve to 38-25-5 in what ends up being their final game of the regular season. Two days later, the NHL season is paused due to the COVID-19 pandemic, and the remainder of the regular season is eventually cancelled. Justin Williams ends the season with a five-game goal streak from 2/29-3/10 (6g), joining Brett Hull (DET) and Johnny Bucyk (BOS) as the only players in NHL history to score a goal in five straight games at age 38 or older.

MAY 28, 2020 — Carolina Hurricanes and the Centennial Authority announce a five-year lease extension to the team's lease at PNC Arena, with the lease now running through the 2028-29 NHL season.

JULY 13, 2020 — Following a four-month break due to the COVID-19 pandemic, the Hurricanes resume formal practices at PNC Arena.

AUGUST 1, 2020 — The Hurricanes and Rangers play the first game of the 2020 Stanley Cup Qualifiers at Scotiabank Arena in Toronto, marking the first NHL game since the season was paused on March 12. Carolina earns a 3-2 win in Game 1.

AUGUST 3, 2020 — Andrei Svechnikov scores the first postseason hat trick in franchise history in a 4-1 Game 2 win against the Rangers.

AUGUST 4, 2020 — The Hurricanes post a 4-1 win against the Rangers to complete a three-game Qualifying Round sweep, marking the third series sweep in franchise history. Carolina becomes the only team to earn a sweep during the 2020 Qualifying Round. The Hurricanes win a playoff series in consecutive seasons for the first time in franchise history.

SEPTEMBER 10, 2020 — The Hurricanes announce a three-year affiliation agreement with the Chicago Wolves of the American Hockey League (AHL).

OCTOBER 8, 2020 — Justin Williams announces his retirement as a player.

2018-19 IN REVIEW

CLOSING GAME ROSTER vs. Philadelphia Flyers (road 4/6/19)

4	Haydn Fleury	D	20	Sebastian Aho	C
8	Saku Maenalanen	RW	21	Nino Niederreiter	RW
11	Jordan Staal	C	22	Brett Pesce	D
13	Warren Foegele	LW	23	Brock McGinn	LW
14	Justin Williams	RW	27	Justin Faulk	D
19	Dougie Hamilton	D	34	Petr Mrazek	G

35	Curtis McElhinney	G	71	Lucas Wallmark	C
37	Andrei Svechnikov	RW	74	Jacob Slavin	D
42	Greg McKegg	C	79	Micheal Ferland	LW
44	Calvin de Haan (injured)	D	86	Teuvo Teravainen	RW
48	Jordan Martinook	LW			
57	Trevor van Riemsdyk	D			

FINAL DIVISION STANDINGS

	GP	W	L	OT	GF	GA	PTS
WASHINGTON	82	48	26	8	278	249	104
NY ISLANDERS	82	48	27	7	228	196	103
PITTSBURGH	82	44	26	12	273	241	100
CAROLINA*	82	46	29	7	245	223	99
COLUMBUS	82	47	31	4	258	232	98
PHILADELPHIA	82	37	37	8	244	281	82
NY RANGERS	82	32	36	14	227	272	78
NEW JERSEY	82	31	41	10	222	275	72

*Def. Washington in Eastern Conf. First Round, 4-3; Def. NY Islanders in Eastern Conf. Second Round, 4-0; Lost to Boston in Eastern Conf. Final, 4-0.

COMPLETE RESULTS (*Overtime **Shootout)

DATE	W/L	SCORE	OPP.	DATE	W/L	SCORE	OPP.
10/4	OT	1-2*	NYI	1/8	W	4-3	at NYI
10/5	W	3-1	at CBJ	1/10	L	1-3	at TB
10/7	W	8-5	NYR	1/11	W	4-3	BUF
10/9	W	5-3	VAN	1/13	W	6-3	NSH
10/13	W	5-4*	at MIN	1/15	L	2-6	at NYR
10/14	L	1-3	at WPG	1/18	L	1-4	OTT
10/16	L	2-4	at TB	1/20	W	7-4	at EDM
10/20	L	1-3	COL	1/22	OT	2-3*	at CGY
10/22	W	3-1	at DET	1/23	W	5-2	at VAN
10/26	W	4-3**	SJ	2/1	W	5-2	VGK
10/28	L	1-2	NYI	2/3	L	3-4	CGY
10/30	L	2-3	BOS	2/5	W	4-0	at PIT
11/2	OT	3-4*	at ARI	2/7	W	6-5*	at BUF
11/3	L	0-3	at VGK	2/8	W	3-0	at NYR
11/6	L	1-4	at STL	2/10	L	2-3	at NJ
11/8	W	4-3	at CHI	2/12	W	4-1	at OTT
11/10	OT	3-4**	DET	2/15	W	3-1	EDM
11/12	W	3-2*	CHI	2/16	W	3-0	DAL
11/17	L	1-4	CBJ	2/19	L	1-2	NYR
11/18	W	2-1	NJ	2/21	W	4-3	at FLA
11/21	W	5-2	TOR	2/23	W	3-0	at DAL
11/23	W	4-1	FLA	2/26	W	6-1	LA
11/24	L	1-4	at NYI	3/1	W	5-2	STL
11/27	W	2-1	at MTL	3/2	W	4-3*	at FLA
11/30	OT	1-2*	ANA	3/5	OT	3-4*	at BOS
12/2	L	0-2	at LA	3/8	L	1-8	WPG
12/5	L	1-5	at SJ	3/9	W	5-3	at NSH
12/7	W	4-1	at ANA	3/11	W	3-0	at COL
12/11	L	1-4	TOR	3/15	L	0-3	at CBJ
12/13	L	4-6	at MTL	3/16	W	4-2	BUF
12/14	OT	5-6**	WSH	3/19	W	3-2**	PIT
12/16	W	3-0	ARI	3/21	L	3-6	TB
12/20	L	1-4	DET	3/23	W	5-1	MIN
12/22	L	0-3	PIT	3/24	W	2-1*	MTL
12/23	W	5-3	BOS	3/26	L	1-4	at WSH
12/27	L	1-3	at WSH	3/28	L	2-3	WSH
12/29	L	0-2	at NJ	3/30	W	5-2	PHI
12/31	W	3-1	PHI	3/31	L	1-3	at PIT
1/3	W	5-3	at PHI	4/2	W	4-1	at TOR
1/4	W	4-2	CBJ	4/4	W	3-1	NJ
1/6	W	5-4	at OTT	4/6	W	4-3	at PHI

MAJOR TRADES

6/23/18 – Acquired forward Micheal Ferland and defensemen Dougie Hamilton and Adam Fox from Calgary in exchange for forward Elias Lindholm and defenseman Noah Hanifin.

8/2/18 – Acquired forward Cliff Pu, a second-round pick in the 2019 NHL Draft (Pyotr Kochetkov), a third-round pick in the 2020 NHL Draft and a sixth-round pick in the 2020 NHL Draft from Buffalo in exchange for forward Jeff Skinner.

10/3/18 – Claimed goaltender Curtis McElhinney on waivers from Toronto.

11/17/19 – Acquired forward Nino Niederreiter from Minnesota in exchange for forward Victor Rask.

4/30/19 – Acquired a second-round pick in the 2019 NHL Draft (traded to OTT-Mads Sogaard) and a conditional third-round pick in the 2020 NHL Draft from NY Rangers in exchange for defenseman Adam Fox.

FINAL STATISTICS (Hurricanes games only)

PLAYER	GP	SCORING (*Rookies)				PIM	PP	SH	GW
		G	A	PTS					
SEBASTIAN AHO	82	30	53	83	26	3	4	7	
TEUVO TERAVAINEN	82	21	55	76	12	8	1	1	
JUSTIN WILLIAMS	82	23	30	53	44	9	0	5	
MICHEAL FERLAND	71	17	23	40	58	6	0	3	
DOUGIE HAMILTON	82	18	21	39	54	2	0	2	
ANDREI SVECHNIKOV*	82	20	17	37	62	0	0	3	
JUSTIN FAULK	82	11	24	35	47	6	0	3	
JACCOB SLAVIN	82	8	23	31	18	5	1	1	
NINO NIEDERREITER	36	14	16	30	20	3	0	1	
BRETT PESCE	73	7	22	29	24	0	0	2	
JORDAN STAAL	50	11	17	28	26	0	0	1	
LUCAS WALLMARK	81	10	18	28	36	2	0	4	
BROCK MCGINN	82	10	16	26	20	0	1	0	
JORDAN MARTINOOK	82	15	10	25	38	0	1	5	
WARREN FOEGELE*	77	10	5	15	20	0	0	3	
TREVOR VAN RIEMSDYK	78	3	11	14	10	0	0	1	
CALVIN DE HAAN	74	1	13	14	20	0	0	1	
GREG MCKEGG	41	6	5	11	8	0	0	1	
SAKU MAENALANEN*	34	4	4	8	20	0	0	0	
VICTOR RASK	26	1	5	6	4	0	0	0	
PHIL DI GIUSEPPE	21	1	3	4	8	0	0	0	
CLARK BISHOP*	20	1	2	3	6	0	0	0	
VALENTIN ZYKOV	13	0	3	3	0	0	0	0	
MARTIN NECAS*	7	1	1	2	2	0	0	0	
HAYDN FLEURY	20	0	1	1	2	0	0	0	
PETR MRAZEK	40	0	1	1	6	0	0	0	
TREVOR CARRICK*	1	0	0	0	5	0	0	0	
ALEX NEDELJKOVIC*	1	0	0	0	2	0	0	0	
JAKE BEAN*	2	0	0	0	2	0	0	0	
NICOLAS ROY*	6	0	0	0	2	0	0	0	
JANNE KUOKKANEN*	7	0	0	0	4	0	0	0	
SCOTT DARLING	8	0	0	0	0	0	0	0	
CURTIS MCELHINNEY	33	0	0	0	0	0	0	0	

PLAYER	GP	GOALTENDING				W-L-OT
		MIN	GA	GAA	SO	
ALEX NEDELJKOVIC*	1	60	2	2.00	0	1-0-0
PETR MRAZEK	40	2387	95	2.39	4	23-14-3
CURTIS MCELHINNEY	33	1978	85	2.58	2	20-11-2
SCOTT DARLING	8	486	27	3.34	0	2-4-2

SEASON HIGHLIGHTS

- Justin Williams is named team captain – September 13, 2018.
- Andrei Svechnikov scores his first career NHL goal, becoming the first NHL player born in the 2000s to score a goal – October 7, 2018.
- The Hurricanes open the season 4-0-1, earning nine points through their first five games for the first time since 1995-96 – October 4-13, 2018.
- Sebastian Aho opens the season with a 12-game point/assist streak, setting a franchise record for longest assist streak and becoming just the third player in NHL history to record an assist in each of his team's first 12 games of a season – October 4-30, 2018.
- Justin Williams scores his 100th career Hurricanes goal, becoming the ninth player in NHL history to score at least 100 goals and win the Stanley Cup with two different franchises (Carolina, Los Angeles) – November 21, 2018.
- Carolina dons Whalers uniforms for the first time since relocating from Hartford in 1997. Sebastian Aho and Teuvo Teravainen each post four-point games as the Hurricanes beat the Bruins 5-3 at PNC Arena – December 23, 2018.
- The Hurricanes enter a New Year's Eve matchup against the Flyers with a 15-17-5 record on the season, 10 points outside of a playoff spot. Carolina beats Philadelphia 3-1 to begin a 31-12-2 stretch to end the season – December 31, 2018.
- Justin Faulk records a goal and an assist in a 5-2 win over the Golden Knights at PNC Arena, passing Dave Babych for the most points by a defenseman in franchise history (242) – February 1, 2019.
- Andrei Svechnikov becomes the youngest player in franchise history to score an overtime goal (18 years, 363 days old) in a 2-1 win vs. Montreal – March 24, 2019.
- Carolina beats New Jersey 3-1 at PNC Arena to clinch a playoff berth for the first time since the 2008-09 season – April 4, 2019.
- The Hurricanes earn their franchise-record 22nd road win of the season with a 4-3 win at Philadelphia – April 6, 2019.

CLOSING GAME ROSTER vs. Tampa Bay Lightning (home 4/7/18)

4	Haydn Fleury	D	20	Sebastian Aho	RW	30	Cam Ward	G	55	Roland McKeown	D
5	Noah Hanifin	D	21	Lee Stempniak	RW	33	Scott Darling	G	57	Trevor van Riemsdyk	D
6	Klas Dahlbeck	D	22	Brett Pesce (injured)	D	34	Phil Di Giuseppe	LW	58	Nicolas Roy	C
7	Derek Ryan	C	23	Brock McGinn (injured)	LW	42	Joakim Nordstrom	LW	73	Valentin Zykov	LW
11	Jordan Staal	C	27	Justin Faulk (injured)	D	49	Victor Rask (injured)	C	74	Jacob Slavin	D
14	Justin Williams	RW	28	Elias Lindholm	C	53	Jeff Skinner	C	86	Teuvo Teravainen	LW

FINAL DIVISION STANDINGS

	GP	W	L	OT	GF	GA	PTS
WASHINGTON	82	49	26	7	259	239	105
PITTSBURGH	82	47	29	6	272	250	100
PHILADELPHIA	82	42	26	14	251	243	98
COLUMBUS	82	45	30	7	242	230	97
NEW JERSEY	82	44	29	9	248	244	97
CAROLINA*	82	36	35	11	228	256	83
NY ISLANDERS	82	35	37	10	264	296	80
NY RANGERS	82	34	39	9	231	268	77

*Did not make playoffs.

COMPLETE RESULTS (*Overtime **Shootout)

DATE	W/L	SCORE	OPP.	DATE	W/L	SCORE	OPP.
10/7	W	5-4**	MIN	1/9	L	4-5	at TB
10/10	OT	1-2*	CBJ	1/11	W	3-1	at WSH
10/14	L	1-2	at WPG	1/12	L	3-4	WSH
10/17	W	5-3	at EDM	1/14	L	1-4	CGY
10/19	W	2-1	at CGY	1/20	W	3-1	at DET
10/21	L	3-4	at DAL	1/21	L	1-5	VGK
10/24	L	1-5	TB	1/23	L	1-3	at PIT
10/26	W	6-3	at TOR	1/25	W	6-5	at MTL
10/27	L	1-2	STL	1/30	W	2-1	OTT
10/29	OT	3-4**	ANA	2/1	W	2-0	MTL
11/2	L	3-5	at COL	2/2	L	1-4	DET
11/4	OT	1-2**	at ARI	2/4	L	1-3	SJ
11/7	W	3-1	FLA	2/6	OT	1-2*	PHI
11/10	W	3-1	at CBJ	2/9	W	4-1	VAN
11/11	OT	3-4*	CHI	2/10	W	3-1	COL
11/13	W	5-1	DAL	2/13	W	7-3	LA
11/16	L	4-6	at NYI	2/15	L	2-5	at NJ
11/18	W	3-1	at BUF	2/16	L	0-3	NYI
11/19	W	4-2	NYI	2/18	OT	2-3*	NJ
11/22	L	1-6	NYR	2/23	L	1-6	PIT
11/24	L	4-5	TOR	2/24	L	1-3	at DET
11/26	W	4-3**	NSH	2/27	OT	3-4*	at BOS
11/28	OT	2-3**	at CBJ	3/1	W	4-1	at PHI
12/1	L	1-5	at NYR	3/2	W	3-1	NJ
12/2	W	3-2*	FLA	3/4	L	2-3	WPG
12/5	L	0-3	at VAN	3/6	L	2-6	at MIN
12/7	OT	4-5*	at SJ	3/8	W	3-2	at CHI
12/9	OT	2-3*	at LA	3/12	L	3-6	at NYR
12/11	L	2-3	at ANA	3/13	L	4-6	BOS
12/12	W	3-2**	at VGK	3/17	L	2-4	PHI
12/15	W	5-4*	at BUF	3/18	W	4-3	at NYI
12/16	W	2-1	CBJ	3/20	L	3-7	EDM
12/19	L	1-8	at TOR	3/22	W	6-5	ARI
12/21	W	4-1	at NSH	3/24	W	5-2	at OTT
12/23	W	4-2	BUF	3/26	W	4-1	OTT
12/27	W	3-1	MTL	3/27	L	3-4	at NJ
12/29	W	2-1	PIT	3/30	W	4-1	at WSH
12/30	L	2-3	at STL	3/31	L	1-2	NYR
1/2	OT	4-5*	WSH	4/2	L	2-3	at FLA
1/4	W	4-0	at PIT	4/5	L	3-4	at PHI
1/6	L	1-7	at BOS	4/7	W	3-2*	TB

MAJOR TRADES

6/22/17 – Acquired Trevor van Riemsdyk from Vegas in exchange for Pittsburgh's second-round pick in the 2017 NHL Draft (Jake Leschyshyn).

6/29/17 – Acquired Keegan Kanzig and Calgary's sixth-round pick in the 2019 NHL Draft (Kevin Wall) from Calgary in exchange for Eddie Lack, Ryan Murphy and a seventh-round pick in the 2019 NHL Draft (Dustin Wolf).

7/2/17 – Acquired Marcus Kruger from Vegas in exchange for a fifth-round pick in the 2018 NHL Draft (Brandon Kruse).

2/25/18 – Acquired Greg McKegg from Pittsburgh in exchange for Josh Jooris.

5/3/18 – Acquired Jordan Martinook and a fourth-round pick in the 2018 NHL Draft (Luke Henman) from Arizona in exchange for Marcus Kruger and a third-round pick in the 2018 NHL Draft (Ty Emberson).

FINAL STATISTICS (Hurricanes games only)

PLAYER	SCORING (*Rookies)						
	GP	G	A	PTS	PIM	PP	SH
SEBASTIAN AHO	78	29	36	65	24	8	0
TEUVO TERAVAINEN	82	23	41	64	14	5	0
JUSTIN WILLIAMS	82	16	35	51	56	2	0
JEFF SKINNER	82	24	25	49	34	4	0
JORDAN STAAL	79	19	27	46	26	4	2
ELIAS LINDHOLM	81	16	28	44	18	6	0
DEREK RYAN	80	15	23	38	28	3	0
NOAH HANIFIN	79	10	22	32	21	1	0
VICTOR RASK	71	14	17	31	12	4	0
JUSTIN FAULK	76	8	23	31	48	3	0
BROCK MCGINN	80	16	14	30	22	2	1
JACCOB SLAVIN	82	8	22	30	10	1	0
BRETT PESCE	65	3	16	19	18	0	0
TREVOR VAN RIEMSDYK	79	3	13	16	20	0	0
PHIL DI GIUSEPPE	49	5	8	13	17	0	0
LEE STEMPNIAK	37	3	6	9	4	1	0
HAYDN FLEURY*	67	0	8	8	14	0	0
VALENTIN ZYKOV*	10	3	4	7	2	0	0
JOAKIM NORDSTROM	75	2	5	7	6	0	0
JOSH JOORIS	31	3	3	6	16	0	0
MARCUS KRUGER	48	1	5	6	28	0	0
KLAS DAHLBECK	33	1	4	5	21	0	0
WARREN FOEGELE*	2	2	1	3	0	0	0
ROLAND MCKEOWN*	10	0	3	3	19	0	0
LUCAS WALLMARK*	11	1	0	1	2	0	0
TREVOR CARRICK*	1	0	0	0	2	0	0
MARTIN NECAS*	1	0	0	0	2	0	0
NICOLAS ROY*	1	0	0	0	0	0	0
JANNE KUOKKANEN*	4	0	0	0	0	0	0
SCOTT DARLING	43	0	0	0	2	0	0
CAM WARD	43	0	0	0	14	0	0

PLAYER	GOALTENDING				
	GP	MIN	GA	GAA	SO
CAM WARD	43	2459	112	2.73	2
SCOTT DARLING	43	2475	131	3.18	0

SEASON HIGHLIGHTS

- Jacob Slavin signs a seven-year contract extension. – July 12, 2017.
- The Hurricanes open their 20th season in North Carolina with a 5-4 shootout win vs. Minnesota. – October 7, 2017.
- Cam Ward makes 22 saves in a 3-2 shootout win vs. Vegas, becoming the 32nd goaltender in NHL history to reach 300 career wins. – December 12, 2017.
- Tom Dundon is introduced as the new majority owner of the Hurricanes, with Peter Karmanos Jr. retaining a minority ownership interest. – January 12, 2018.
- Ron Francis transitions from general manager to president of hockey operations. – March 7, 2018.
- Bill Peters resigns as head coach. – April 20, 2018.
- Hurricanes terminate the contract of President of Hockey Operations Ron Francis. – April 30, 2018.
- Rod Brind'Amour is named head coach and Don Waddell is named general manager. – May 8, 2018.

2016-17 IN REVIEW

CLOSING GAME ROSTER vs. Philadelphia Flyers (road 4/9/17)

5	Noah Hanifin	D	20	Sebastian Aho	RW	29	Bryan Bickell	LW	53	Jeff Skinner	C
6	Klas Dahlback	D	21	Lee Stempniak	RW	30	Cam Ward	G	61	Sergey Tolchinsky	LW
7	Ryan Murphy (injured)	D	22	Brett Pesce	D	31	Eddie Lack	G	74	Jacob Slavin	D
11	Jordan Staal	C	23	Brock McGinn	LW	33	Derek Ryan	C	86	Teuvo Teravainen	LW
16	Elias Lindholm	C	26	Matt Tennyson	D	42	Joakim Nordstrom	LW			
18	Jay McClement (injured)	C	27	Justin Faulk	D	49	Victor Rask	C			

FINAL DIVISION STANDINGS

	GP	W	L	OT	GF	GA	PTS
WASHINGTON	82	55	19	8	263	182	118
PITTSBURGH	82	50	21	11	282	234	111
COLUMBUS	82	50	24	8	249	195	108
NY RANGERS	82	48	28	6	256	220	102
NY ISLANDERS	82	41	29	12	241	242	94
PHILADELPHIA	82	39	33	10	219	236	88
CAROLINA*	82	36	31	15	215	236	87
NEW JERSEY	82	28	40	14	183	244	70

*Did not make playoffs.

COMPLETE RESULTS (*Overtime **Shootout)

DATE	W/L	SCORE	OPP.	DATE	W/L	SCORE	OPP.
10/13	OT	4-5*	at WPG	1/13	W	5-2	BUF
10/16	OT	3-4*	at VAN	1/14	W	7-4	NYI
10/18	L	2-3	at EDM	1/17	L	1-4	at CBJ
10/20	W	4-2	at CGY	1/20	L	1-7	PIT
10/22	L	3-6	at PHI	1/21	L	2-3	at CBJ
10/25	L	2-4	at DET	1/23	L	1-6	at WSH
10/28	W	3-2	NYR	1/26	L	0-3	LA
10/30	L	3-4	PHI	1/31	W	5-1	PHI
11/1	OT	1-2*	at OTT	2/3	W	2-1	EDM
11/5	W	3-2**	at NSH	2/4	W	5-4*	at NYI
11/6	L	1-4	NJ	2/7	L	0-5	at WSH
11/8	OT	2-3**	at NJ	2/11	L	2-5	at DAL
11/10	L	2-4	ANA	2/17	OT	1-2*	COL
11/12	W	5-1	WSH	2/19	L	0-4	TOR
11/15	W	1-0	SJ	2/21	L	1-3	PIT
11/18	W	3-2	MTL	2/24	W	3-0	OTT
11/20	W	3-1	WPG	2/26	L	1-3	CGY
11/22	W	2-1	at TOR	2/28	OT	2-3**	at FLA
11/24	L	1-2	at MTL	3/1	OT	3-4*	at TB
11/26	L	1-2	at OTT	3/3	L	2-4	ARI
11/27	W	3-2	FLA	3/5	W	2-1	at ARI
11/29	L	2-3	at NYR	3/7	L	1-3	at COL
12/1	OT	1-2**	at BOS	3/9	W	4-3	NYR
12/3	L	2-4	at NYR	3/11	OT	2-3*	TOR
12/4	W	1-0*	TB	3/13	W	8-4	at NYI
12/7	OT	5-6**	at ANA	3/14	OT	2-3*	NYI
12/8	W	3-1	at LA	3/16	W	3-1	MIN
12/10	L	3-4	at SJ	3/18	W	4-2	NSH
12/13	W	8-6	VAN	3/19	OT	3-4*	at PHI
12/16	OT	3-4**	WSH	3/21	W	4-3	at FLA
12/17	W	2-1**	BUF	3/23	W	4-1	at MTL
12/22	W	3-1	at BUF	3/25	W	3-1	at NJ
12/23	W	3-2*	BOS	3/27	OT	3-4*	DET
12/28	L	2-3	at PIT	3/28	W	4-1	DET
12/30	W	3-2	CHI	3/30	W	2-1*	CBJ
12/31	L	1-3	at TB	4/1	L	0-3	DAL
1/3	L	1-3	NJ	4/2	L	2-3	at PIT
1/5	W	4-2	at STL	4/4	L	3-5	at MIN
1/6	L	1-2	at CHI	4/6	L	0-3	NYI
1/8	W	4-3*	BOS	4/8	OT	4-5**	STL
1/10	W	5-3	CBJ	4/9	W	4-3**	at PHI

MAJOR TRADES

6/15/16 – Acquired forwards Bryan Bickell and Teuvo Teravainen from Chicago in exchange for the NY Rangers’ 2016 second-round draft pick and Chicago’s own 2017 third-round draft pick (previously acquired by Carolina).

10/11/16 – Acquired forward Connor Brickley from Florida in exchange for forward Brody Sutter.

2/23/17 – Acquired forward Danny Kristo and a 2017 second-round draft pick from Pittsburgh in exchange for defenseman Ron Hainsey.

2/28/17 – Acquired a 2017 third-round pick from Ottawa in exchange for forward Viktor Stalberg.

4/29/17 – Acquired goaltender Scott Darling from Chicago in exchange for Ottawa’s 2017 third-round draft pick.

FINAL STATISTICS (Hurricanes games only)

PLAYER	SCORING (*Rookies)						
	GP	G	A	PTS	PIM	PP	SH
JEFF SKINNER	79	37	26	63	28	7	0
SEBASTIAN AHO*	82	24	25	49	26	6	1
JORDAN STAAL	75	16	29	45	38	4	1
VICTOR RASK	82	16	29	45	16	4	0
ELIAS LINDHOLM	72	11	34	45	16	2	1
TEUVO TERAVAINEN	81	15	27	42	16	5	0
LEE STEMPNIK	82	16	24	40	32	2	0
JUSTIN FAULK	75	17	20	37	32	4	0
JACCOB SLAVIN	82	5	29	34	12	0	1
DEREK RYAN	67	11	18	29	22	4	1
NOAH HANIFIN	81	4	25	29	26	2	0
BRETT PESCE	82	2	18	20	20	0	0
BROCK MCGINN*	57	7	9	16	6	0	0
RON HAINSEY	56	4	10	14	17	0	1
VIKTOR STALBERG	57	9	3	12	33	0	2
JOAKIM NORDSTROM	82	7	5	12	17	0	1
JAY MCCLEMENT	65	5	3	8	18	0	1
PHIL DI GIUSEPPE	36	1	6	7	15	0	0
KLAS DAHLBECK	43	2	4	6	30	0	0
MATT TENNYSON	45	0	6	6	6	0	0
ANDREJ NESTRASIL	19	1	4	5	2	0	0
TY RATTIE	5	0	2	2	0	0	0
LUCAS WALLMARK*	8	0	2	2	2	0	0
RYAN MURPHY	27	0	2	2	8	0	0
VALENTIN ZYKOV*	2	1	0	1	0	0	0
BRYAN BICKELL	11	1	0	1	4	1	0
SERGEY TOLCHINSKY*	2	0	1	1	0	0	0
MICHAEL LEIGHTON	4	0	1	1	0	0	0
CAM WARD	61	0	1	1	6	0	0
ALEX NEDELJKOVIC*	1	0	0	0	2	0	0
JORGE ALVES	1	0	0	0	0	0	0
MARTIN FRK*	2	0	0	0	0	0	0
ANDREW POTURALSKI*	2	0	0	0	0	0	0
JAKUB NAKLADAL	3	0	0	0	0	0	0
PATRICK BROWN	14	0	0	0	0	0	0
EDDIE LACK	20	0	0	0	0	0	0

PLAYER	GOALTENDING				
	GP	MIN	GA	GAA	SO
ALEX NEDELJKOVIC*	1	30	0	0.00	0
JORGE ALVES	1	1	0	0.00	0
EDDIE LACK	20	1090	48	2.64	1
CAM WARD	61	3618	162	2.69	2
MICHAEL LEIGHTON	4	210	12	3.43	0

SEASON HIGHLIGHTS

- Sebastian Aho became the fourth rookie in franchise history to record a hat trick in a 5-1 win vs. Philadelphia – January 31, 2017.
- Jeff Skinner posted a six-game goal-scoring streak (8g), tied for the third-longest streak in franchise history – March 18-27, 2017.
- Bryan Bickell scored a shootout goal in his final NHL game after being diagnosed with multiple sclerosis in November, in a 4-3 shootout win at Philadelphia – April 9, 2017.
- The Hurricanes set a franchise-record point streak at 13 games, going 9-0-4 from 3/9-3/30. The team’s record of 10-2-5 in March also marked the second-highest point total (25) in one month in franchise history.
- The Hurricanes were assessed 476 penalty minutes on the season, their fewest in a full season in franchise history.

CLOSING GAME ROSTER vs. Florida Panthers (road 4/9/16)

5	Noah Hanifin	D	18	Jay McClement	C
7	Ryan Murphy	D	20	Riley Nash	C
11	Jordan Staal	C	21	James Wisniewski (injured)	D
14	Nathan Gerbe	LW	24	Brad Malone	C
15	Andrej Nestrasil (injured)	C	25	Chris Terry	LW
16	Elias Lindholm	C	27	Justin Faulk	D

30	Cam Ward	G	49	Victor Rask	C
31	Eddie Lack	G	53	Jeff Skinner	C
33	Derek Ryan (injured)	C	54	Brett Pesce	D
34	Phil Di Giuseppe (injured)	LW	56	Brendan Woods	LW
42	Joakim Nordstrom	LW	65	Ron Hainsey	D
47	Michal Jordan	D	74	Jacob Slavin	D

FINAL DIVISION STANDINGS

	GP	W	L	OT	GF	GA	PTS
WASHINGTON	82	56	18	8	252	193	120
PITTSBURGH	82	48	26	8	245	203	104
NY RANGERS	82	46	27	9	236	217	101
NY ISLANDERS	82	45	27	10	232	216	100
PHILADELPHIA	82	41	27	14	214	218	96
CAROLINA*	82	35	31	16	198	226	86
NEW JERSEY	82	38	36	8	184	208	84
COLUMBUS	82	34	40	8	219	252	76

*Did not make playoffs.

COMPLETE RESULTS (*Overtime **Shootout)

DATE	W/L	SCORE	OPP.	DATE	W/L	SCORE	OPP.
10/8	L	1-2	at NSH	1/8	W	4-1	CBJ
10/10	L	3-4	DET	1/9	W	4-3*	at CBJ
10/13	L	1-4	FLA	1/12	W	3-2*	PIT
10/16	W	5-3	at DET	1/14	W	4-1	at STL
10/17	L	1-4	at WSH	1/15	OT	2-3*	VAN
10/21	W	1-0*	at COL	1/17	L	0-5	at PIT
10/23	L	0-3	at LA	1/21	W	1-0*	at TOR
10/24	L	2-5	at SJ	1/22	L	1-4	NYR
10/27	W	3-1	at DET	1/24	W	5-2	CGY
10/29	W	3-2*	at NYI	1/26	W	5-0	CHI
10/30	W	3-2	COL	2/3	L	1-4	at CGY
11/1	L	3-4	TB	2/5	W	5-3	at WPG
11/6	L	1-4	DAL	2/7	OT	1-2**	at MTL
11/7	W	3-2*	OTT	2/12	OT	1-2**	PIT
11/10	L	0-3	at NYR	2/13	W	6-3	NYI
11/12	OT	2-3*	MIN	2/16	W	2-1	WPG
11/14	OT	2-3*	PHI	2/18	L	2-4	at OTT
11/16	L	1-4	ANA	2/19	W	5-2	SJ
11/20	OT	1-2**	TOR	2/21	L	2-4	TB
11/22	W	4-3	LA	2/23	W	3-1	PHI
11/23	OT	2-3*	at PHI	2/25	L	1-3	at TOR
11/25	W	4-1	EDM	2/26	L	1-4	BOS
11/27	L	1-4	at BUF	2/28	L	2-5	STL
11/30	L	3-4	at NYR	3/1	W	3-1	at NJ
12/3	L	1-5	NJ	3/5	OT	3-4*	at TB
12/5	W	3-2	MTL	3/8	W	4-3**	OTT
12/6	W	5-4	ARI	3/10	W	3-2*	at BOS
12/8	L	5-6	at DAL	3/12	OT	2-3*	at BUF
12/11	W	5-1	at ANA	3/15	OT	1-2*	at WSH
12/12	W	5-4*	at ARI	3/17	L	2-4	at PIT
12/15	OT	3-4*	at PHI	3/19	OT	2-3**	at MIN
12/18	L	0-2	FLA	3/22	L	2-3	BUF
12/19	W	2-1	at PIT	3/24	W	3-2	at CBJ
12/21	L	1-2	WSH	3/26	OT	3-4*	NYI
12/26	W	3-1	NJ	3/27	W	3-2	NJ
12/27	W	2-1	at CHI	3/29	OT	1-2**	at NYI
12/29	L	2-3	at NJ	3/31	W	4-3	NYR
12/31	W	4-2	WSH	4/2	L	1-5	CBJ
1/2	OT	1-2*	NSH	4/5	W	2-1**	at BOS
1/4	OT	0-1*	at EDM	4/7	L	2-4	MTL
1/6	L	2-3	at VAN	4/9	L	2-5	at FLA

MAJOR TRADES

6/27/15 – Acquired Eddie Lack from Vancouver in exchange for Carolina's third-round pick in 2015 and seventh-round pick in 2016.

6/27/15 – Acquired James Wisniewski from Anaheim in exchange for Anton Khudobin.

9/11/15 – Acquired Kris Versteeg, Joakim Nordstrom and Chicago's third-round pick in 2017 from Chicago in exchange for Dennis Robertson, Jake Massie and Carolina's 2017 fifth-round pick.

2/28/16 – Acquired Aleksa Saarela and second-round picks in the 2016 and 2017 NHL Drafts from the New York Rangers in exchange for Eric Staal.

2/28/16 – Acquired Valentin Zykov and a conditional fifth-round pick in the 2016 NHL Draft from Los Angeles in exchange for Kris Versteeg.

2/29/16 – Acquired Anthony Camara, a third-round pick in the 2016 NHL Draft and a fifth-round pick in the 2017 NHL Draft from Boston in exchange for John-Michael Liles.

FINAL STATISTICS (Hurricanes games only)

PLAYER	GP	SCORING (*Rookies)				PIM	PP	SH	GW
		G	A	PTS					
JEFF SKINNER	82	28	23	51	38	4	0	7	
VICTOR RASK	80	21	27	48	24	5	0	5	
JORDAN STAAL	82	20	28	48	34	6	0	4	
ELIAS LINDHOLM	82	11	28	39	24	2	0	3	
JUSTIN FAULK	64	16	21	37	27	12	0	4	
KRIS VERSTEEG	63	11	22	33	36	2	0	2	
ERIC STAAL	63	10	23	33	32	1	0	0	
JOAKIM NORDSTROM	71	10	14	24	12	0	1	1	
ANDREJ NESTRASIL	55	9	14	23	8	2	0	1	
RILEY NASH	64	9	13	22	18	2	0	1	
NOAH HANIFIN*	79	4	18	22	22	1	0	0	
JACCOB SLAVIN*	63	2	18	20	8	0	0	0	
RON HAINSEY	81	5	14	19	37	0	0	2	
PHIL DI GIUSEPPE*	41	7	10	17	18	0	0	1	
BRETT PESCE*	69	4	12	16	16	1	0	1	
JOHN-MICHAEL LILES	64	6	9	15	16	1	1	1	
CHRIS TERRY	68	8	3	11	16	0	0	0	
JAY MCCLEMENT	77	3	8	11	24	0	1	0	
RYAN MURPHY	35	0	10	10	10	0	0	0	
NATHAN GERBE	47	3	4	7	14	0	0	0	
BRAD MALONE	57	2	4	6	75	0	0	0	
BROCK MCGINN*	21	3	1	4	10	0	0	0	
DEREK RYAN	6	2	0	2	2	1	0	0	
PATRICK BROWN*	7	1	1	2	4	0	0	0	
EDDIE LACK	34	0	2	2	0	0	0	0	
MICHAEL JORDAN	36	1	0	1	12	0	0	0	
SERGEY TOLCHINSKY*	2	0	1	1	0	0	0	0	
JAMES WISNIEWSKI	1	0	0	0	0	0	0	0	
TREVOR CARRICK*	2	0	0	0	0	0	0	0	
BRENDAN WOODS*	5	0	0	0	7	0	0	0	
BRODY SUTTER*	8	0	0	0	0	0	0	0	
CAM WARD	52	0	0	0	0	0	0	0	

PLAYER	GP	GOALTENDING			SO	W-L-OT
		MIN	GA	GAA		
CAM WARD	52	3038	122	2.41	1	23-17-10
EDDIE LACK	34	1920	90	2.81	2	12-14-6

SEASON HIGHLIGHTS

- Defenseman Justin Faulk scores his first 12 goals of the season on the power play, establishing a new NHL record as the first player to score his first 12 goals of the season with the man advantage. His 12 power-play goals matched Risto Siltanen's franchise mark for power-play goals by a defenseman set in 1983-84 – December 12, 2015.
- Following a 5-1 loss at New Jersey, Carolina ranked 30th in the NHL standings (8-13-4) and 29th on the penalty kill (74.6%) before recalling Phil Di Giuseppe and Jacob Slavin from Charlotte (AHL). The Hurricanes went 27-18-12 in their final 57 games and finished sixth in the league on the penalty kill (84.3%) – December 4, 2015.
- Defenseman Justin Faulk named to the Metropolitan Division's team for the NHL All-Star Game and earns an assist in the Metropolitan Division's game during the inaugural NHL All-Star 3-on-3 tournament – January 31, 2016.
- Traded team captain Eric Staal to the NY Rangers in exchange for center Aleksa Saarela and two second-round draft picks. At the time of the trade, Staal ranked first among all skaters in Hurricanes history (since the franchise's relocation) in games-played (909), goals (322), assists (453), points (775), hat tricks (13), penalty minutes (674), power-play goals (105), shorthanded goals (16) and game-winning goals (47) – February 28, 2016.

2014-15 IN REVIEW

CLOSING GAME ROSTER vs. Detroit Red Wings (home 4/11/15)

7	Ryan Murphy	D	18	Jay McClement	C	28	Alexander Semin	RW	47	Michal Jordan	D
11	Jordan Staal	C	20	Riley Nash (injured)	C	30	Cam Ward	G	49	Victor Rask	C
12	Eric Staal	C	24	Brad Malone	C	31	Anton Khudobin	G	53	Jeff Skinner	C
14	Nathan Gerbe	LW	25	Chris Terry	LW	38	Jack Hillen (injured)	D	62	Rasmus Rissanen (injured)	D
15	Andrej Nestrasil	C	26	John-Michael Liles	D	39	Patrick Dwyer	RW	65	Ron Hainsey	D
16	Elias Lindholm	C	27	Justin Faulk	D	45	Keegan Lowe	D	73	Brett Bellemore	D

FINAL DIVISION STANDINGS

	GP	W	L	OT	GF	GA	PTS
NY RANGERS	82	53	22	7	252	192	113
WASHINGTON	82	45	26	11	242	203	101
NY ISLANDERS	82	47	28	7	252	230	101
PITTSBURGH	82	43	27	12	221	210	98
COLUMBUS	82	42	35	5	236	250	89
PHILADELPHIA	82	33	31	18	215	234	84
NEW JERSEY	82	32	36	14	181	216	78
CAROLINA*	82	30	41	11	188	226	71

*Did not make playoffs.

COMPLETE RESULTS (*Overtime **Shootout)

DATE	W/L	SCORE	OPP.	DATE	W/L	SCORE	OPP.
10/10	L	3-5	NYI	1/10	OT	4-5**	at STL
10/11	L	3-4	at NYI	1/13	W	3-2**	COL
10/14	OT	3-4**	BUF	1/16	L	0-3	VAN
10/16	OT	1-2**	at NYR	1/17	W	3-2	at OTT
10/21	L	1-3	at WPG	1/19	W	4-1	at TOR
10/23	L	0-5	at CGY	1/27	W	4-2	TB
10/24	L	3-6	at EDM	1/30	OT	2-3**	STL
10/28	L	1-4	at VAN	1/31	L	1-4	at NYR
11/1	W	3-0	ARI	2/3	OT	4-5*	at ANA
11/2	W	3-2	LA	2/5	W	2-1**	at ARI
11/4	W	4-2	at CBJ	2/7	W	5-4	at SJ
11/7	W	3-2*	CBJ	2/12	L	1-2	ANA
11/8	OT	3-4*	at WSH	2/14	L	3-6	at MIN
11/10	W	4-1	CGY	2/16	W	6-3	at OTT
11/13	L	1-3	WPG	2/17	L	1-4	NYI
11/15	L	1-2	at BOS	2/20	W	2-1	TOR
11/16	L	0-2	SJ	2/21	L	1-3	at NJ
11/18	W	6-4	at DAL	2/24	W	4-1	PHI
11/20	L	2-3	at LA	2/27	W	3-0	WSH
11/22	L	3-4	at COL	2/28	W	5-3	at NYI
11/26	L	0-1	at FLA	3/2	L	2-5	at CHI
11/28	W	4-2	at PIT	3/6	L	1-3	MIN
11/29	L	2-3	PIT	3/8	W	7-4	EDM
12/2	W	2-1	NSH	3/10	OT	3-4**	CBJ
12/4	L	1-2	WSH	3/12	L	3-5	DAL
12/7	L	1-3	DET	3/14	L	0-2	FLA
12/8	L	1-2	NJ	3/15	W	3-2	at CBJ
12/11	L	1-2	at TB	3/17	OT	1-2*	OTT
12/13	L	1-5	at PHI	3/19	L	0-4	at MTL
12/16	L	1-4	at MTL	3/21	OT	2-3**	NYR
12/18	W	4-1	TOR	3/23	L	1-3	CHI
12/20	OT	2-3**	NYR	3/26	W	5-2	PIT
12/21	L	0-1	at NYR	3/28	W	3-1	NJ
12/23	W	2-1**	at NJ	3/29	OT	1-2*	BOS
12/27	L	1-2	at TB	3/31	L	2-4	at WSH
12/29	L	1-3	MTL	4/2	L	1-6	at FLA
12/31	L	1-2	at PIT	4/4	W	3-2**	PHI
1/2	W	2-1	PHI	4/6	L	3-4	at BUF
1/4	W	2-1**	BOS	4/7	L	2-3	at DET
1/6	L	2-3	at NSH	4/9	W	3-1	at PHI
1/8	W	5-2	BUF	4/11	L	0-2	DET

MAJOR TRADES

11/20/14 – Claimed Andrej Nestrasil on waivers from Detroit.

12/18/14 – Traded Jay Harrison to Winnipeg in exchange for Ottawa's 2015 sixth-round draft pick.

2/25/15 – Acquired Roland McKeown and Los Angeles' first-round draft pick in either 2015 or 2016 from Los Angeles in exchange for Andrej Sekera.

2/25/15 – Traded Jiri Tlustý to Winnipeg in exchange for Winnipeg's 2016 third-round pick and, conditionally, Winnipeg's fifth or sixth round draft pick in 2015.

2/28/15 – Acquired Jack Hillen and Arizona's 2015 fourth-round pick from Washington in exchange for Tim Gleason.

FINAL STATISTICS (Hurricanes games only)

PLAYER	GP	SCORING (*Rookies)				PIM	PP	SH	GW
		G	A	PTS					
ERIC STAAL	77	23	31	54	41	7	0	4	
JUSTIN FAULK	82	15	34	49	30	7	2	4	
ELIAS LINDHOLM	81	17	22	39	14	4	0	4	
VICTOR RASK*	80	11	22	33	16	2	0	2	
JEFF SKINNER	77	18	13	31	18	4	0	2	
NATHAN GERBE	78	10	18	28	34	2	0	2	
RILEY NASH	68	8	17	25	12	1	0	0	
JORDAN STAAL	46	6	18	24	14	1	0	1	
JIRI TLUSTY	52	13	10	23	16	6	0	0	
JOHN-MICHAEL LILES	57	2	20	22	14	0	0	0	
JAY MCCLEMENT	82	7	14	21	17	0	0	2	
CHRIS TERRY*	57	11	9	20	14	3	0	0	
ALEXANDER SEMIN	57	6	13	19	32	0	0	0	
ANDREJ SEKERA	57	2	17	19	8	1	0	0	
ANDREJ NESTRASIL*	41	7	11	18	4	2	0	0	
BRAD MALONE	65	7	8	15	74	0	0	2	
RYAN MURPHY	37	4	9	13	8	3	0	1	
PATRICK DWYER	71	5	7	12	10	0	0	0	
BRETT BELLEMORE	49	2	8	10	27	0	0	1	
RON HAINSEY	81	2	8	10	16	0	0	0	
TIM GLEASON	55	1	6	7	44	0	0	0	
ZACH BOYCHUK	31	3	3	6	4	0	0	0	
MICHAEL JORDAN*	38	2	4	6	4	2	0	0	
JAY HARRISON	20	1	3	4	42	0	0	0	
DANNY BIEGA*	10	0	2	2	0	0	0	0	
KEEGAN LOWE*	2	0	0	0	10	0	0	0	
BRENDAN WOODS*	2	0	0	0	0	0	0	0	
JACK HILLEN	3	0	0	0	0	0	0	0	
JUSTIN SHUGG*	3	0	0	0	2	0	0	0	
BRODY SUTTER*	4	0	0	0	0	0	0	0	
RASMUS RISSANEN*	6	0	0	0	4	0	0	0	
PATRICK BROWN*	7	0	0	0	4	0	0	0	
ANTON KHUDBOIN	34	0	0	0	0	0	0	0	
CAM WARD	51	0	0	0	4	0	0	0	

PLAYER	GP	GOALTENDING				W-L-OT
		MIN	GA	GAA	SO	
CAM WARD	51	3026	121	2.40	1	22-24-5
ANTON KHUDBOIN	34	1920	87	2.72	1	8-17-6

SEASON HIGHLIGHTS

- Carolina notches a 3-0 win against Arizona at PNC Arena, giving Head Coach Bill Peters his first win as an NHL head coach – November 1, 2015.
- On Jan. 10 at St. Louis, the Hurricanes surpassed a franchise mark in recording their 10th straight game without allowing a power-play goal. The new franchise mark was cemented at 14 games when Nazim Kadri scored a power-play goal against Carolina at Toronto – January 19, 2015.
- Defenseman Justin Faulk participates in his first NHL All-Star Game and earns two assists for the victorious Team Toews in Columbus – January 25, 2015.
- Goaltender Cam Ward plays in his 500th NHL/Hurricanes game making him just the fourth active goaltender to have appeared in 500 games with one team (Henrik Lundqvist – NYR; Marc-Andre Fleury – PIT; Ryan Miller - BUF) – February 24, 2015.
- Defenseman Justin Faulk becomes just the second defenseman in the franchise's North Carolina history to notch 15 goals in a single season – March 28, 2015.

CLOSING GAME ROSTER vs. Philadelphia Flyers (road 4/13/14)

4	Andrej Sekera	D	16	Elias Lindholm	C	25	Joni Pitkanen (injured)	D	35	Justin Peters	G
5	Mike Komisarek	D	18	Radek Dvorak	RW	26	John-Michael Liles	D	39	Patrick Dwyer	RW
8	Andrei Loktionov	C	19	Jiri Tlusty	RW	27	Justin Faulk	D	44	Jay Harrison	D
11	Jordan Staal	C	20	Riley Nash	C	28	Alexander Semin	RW	53	Jeff Skinner	C
12	Eric Staal	C	21	Drayson Bowman	LW	30	Cam Ward	G	65	Ron Hainsey	D
14	Nathan Gerbe	LW	22	Manny Malhotra	C	31	Anton Khudobin	G	73	Brett Bellemore	D

FINAL DIVISION STANDINGS

	GP	W	L	OT	GF	GA	PTS
PITTSBURGH	82	51	24	7	249	207	109
NY RANGERS	82	45	31	6	218	193	96
PHILADELPHIA	82	42	30	10	236	235	94
COLUMBUS	82	43	32	7	231	216	93
WASHINGTON	82	38	30	14	235	240	90
NEW JERSEY	82	35	29	18	197	208	88
CAROLINA*	82	36	35	11	207	230	83
NY ISLANDERS	82	34	37	11	225	267	79

*Did not make playoffs.

COMPLETE RESULTS (*Overtime **Shootout)

DATE	W/L	SCORE	OPP.	DATE	W/L	SCORE	OPP.
10/4	OT	2-3*	DET	1/4	W	3-2	at NYI
10/6	W	2-1	PHI	1/5	W	2-1	NSH
10/8	L	2-5	at PIT	1/9	W	6-1	TOR
10/10	W	3-2	at WSH	1/10	L	0-3	at CBJ
10/11	OT	1-2**	LA	1/13	L	0-2	CGY
10/13	L	3-5	PHX	1/18	W	3-2	FLA
10/15	OT	2-3**	CHI	1/19	L	3-5	TB
10/17	W	3-2	at TOR	1/22	W	3-2	at PHI
10/19	W	4-3	at NYI	1/23	W	5-3	at BUF
10/24	L	1-3	at MIN	1/25	W	6-3	OTT
10/25	L	2-4	at COL	1/27	W	3-2	CBJ
10/28	L	1-3	PIT	1/28	L	0-3	at MTL
11/1	L	0-3	TB	1/31	W	3-1	STL
11/2	L	1-5	at NYR	2/4	L	1-2	WPG
11/5	W	2-1*	PHI	2/7	W	5-1	FLA
11/7	W	1-0	NYI	2/8	L	1-4	MTL
11/9	OT	2-3**	MIN	2/25	L	2-3	at BUF
11/12	W	2-1	COL	2/27	L	1-4	at DAL
11/15	W	3-2**	ANA	3/1	L	1-3	at LA
11/16	L	2-4	at STL	3/2	L	3-5	at ANA
11/18	L	1-4	BOS	3/4	W	3-2	at SJ
11/21	L	3-4	at DET	3/7	L	2-4	NYR
11/23	OT	2-3*	at BOS	3/8	L	4-5	at NJ
11/24	W	4-1	OTT	3/11	W	3-1	NYR
11/27	W	4-3	at NJ	3/13	W	4-2	BUF
11/29	L	2-5	NJ	3/15	L	1-5	at BOS
12/1	L	2-3	VAN	3/16	L	1-2	EDM
12/3	W	4-1	at WSH	3/18	W	3-1	at CBJ
12/5	W	5-2	at NSH	3/21	L	2-3	at CHI
12/6	W	5-3	SJ	3/22	W	3-2	at WPG
12/9	L	0-2	at VAN	3/25	L	4-5	NYI
12/10	OT	4-5*	at EDM	3/27	W	3-0	at FLA
12/12	OT	1-2*	at CGY	3/29	OT	2-3*	CBJ
12/14	W	3-1	at PHX	3/31	OT	1-2**	at OTT
12/20	L	2-4	WSH	4/1	W	4-1	at PIT
12/21	OT	2-3*	at TB	4/3	W	4-1	DAL
12/23	L	3-4	CBJ	4/5	L	1-3	NJ
12/27	OT	3-4*	PIT	4/8	L	1-4	at NYR
12/29	L	2-5	at TOR	4/10	L	2-5	WSH
12/31	W	5-4*	MTL	4/11	W	2-1	at DET
1/2	W	4-3*	at WSH	4/13	W	6-5**	at PHI

MAJOR TRADES

6/30/13 – Acquired Andrej Sekera from Buffalo in exchange for Jamie McBain and a 2013 second-round pick.

9/29/13 – Acquired Kellan Tochkin and a 2014 fourth-round pick from Vancouver in exchange for Zac Dalpe and Jeremy Welsh

12/30/13 – Acquired Greg Nemisz from Calgary in exchange for Kevin Westgarth.

1/1/14 – Acquired John-Michael Liles and Dennis Robertson from Toronto in exchange for Tim Gleason.

3/5/14 – Acquired Andrei Loktionov and a conditional draft pick from New Jersey in exchange for Tuomo Ruutu.

FINAL STATISTICS (Hurricanes games only)

PLAYER	GP	SCORING (*Rookies)				PIM	PP	SH	GW
		G	A	PTS					
ERIC STAAL	79	21	40	61	74	1	2	0	
JEFF SKINNER	71	33	21	54	22	11	0	6	
ANDREJ SEKERA	74	11	33	44	20	4	1	1	
ALEXANDER SEMIN	65	22	20	42	42	6	1	3	
JORDAN STAAL	82	15	25	40	34	2	1	2	
JUSTIN FAULK	76	5	27	32	37	2	0	1	
NATHAN GERBE	81	16	15	31	36	3	2	1	
JIRI TLUSTY	68	16	14	30	22	0	2	5	
RILEY NASH	73	10	14	24	29	1	0	3	
PATRICK DWYER	75	8	14	22	14	0	2	2	
ELIAS LINDHOLM*	58	9	12	21	4	4	0	2	
TUOMO RUUTU	57	5	11	16	34	2	0	1	
JAY HARRISON	68	4	11	15	44	1	0	1	
RON HAINSEY	82	4	11	15	45	0	0	1	
MANNY MALHOTRA	69	7	6	13	18	0	0	1	
DRAYSON BOWMAN	70	4	8	12	16	0	0	0	
RYAN MURPHY*	48	2	10	12	10	1	0	0	
ANDREI LOKTIONOV	20	3	7	10	2	2	0	1	
RADEK DVORAK	60	4	5	9	41	0	0	2	
JOHN-MICHAEL LILES	35	2	7	9	8	1	0	0	
BRETT BELLEMORE*	64	2	6	8	45	0	0	0	
ZACH BOYCHUK	11	1	3	4	0	0	0	0	
MIKE KOMISAREK	32	0	4	4	14	0	0	0	
BRETT SUTTER	17	1	1	2	9	0	0	1	
CHRIS TERRY*	10	0	2	2	0	0	0	0	
JUSTIN PETERS	21	0	2	2	4	0	0	0	
TIM GLEASON	17	0	1	1	10	0	0	0	
CAM WARD	30	0	1	1	2	0	0	0	
AARON PALUSHAJ	2	0	0	0	0	0	0	0	
KEVIN WESTGARTH	12	0	0	0	4	0	0	0	
ANTON KHUDBOIN	36	0	0	0	0	0	0	0	

	GOALTENDING					
PLAYER	GP	MIN	GA	GAA	SO	W-L-OT
CAM WARD	30	1645	84	3.06	0	10-12-6
ANTON KHUDBOIN	36	2084	80	2.30	1	19-14-1
JUSTIN PETERS	21	1225	51	2.50	1	7-9-4

SEASON HIGHLIGHTS

- Hurricanes 2013 first-round (fifth overall) pick Elias Lindholm makes his NHL debut in the team's season opener against Detroit – October 4, 2013.
- Four Hurricanes players represent their respective countries at the 2014 Winter Olympic Games in Sochi, Russia: Justin Faulk (U.S.A.), Andrej Sekera (Slovakia), Alexander Semin (Russia), Tuomo Ruutu (Finland). Ruutu wins his second Olympic Bronze Medal with Team Finland – February 2014.
- Named Ron Francis general manager, Brian Tatum assistant general manager and Mike Vellucci assistant general manager and director of hockey operations. Jim Rutherford to remain with the Hurricanes as team president – April 28, 2014.
- Relieved Kirk Muller, Dave Lewis and John MacLean of their coaching duties and reassigned Greg Stefan to the pro scouting staff – May 5, 2014.
- Jim Rutherford resigns as team president to become general manager of the Pittsburgh Penguins – June 6, 2014.
- Name Bill Peters head coach – June 19, 2014.
- Name Ricky Olczyk assistant general manager – June 20, 2014.
- Name Steve Smith assistant coach – June 24, 2014.
- Name Don Waddell team president – July 1, 2014.
- Name David Marcoux goaltending coach – July 15, 2014.

2012-13 IN REVIEW

CLOSING GAME ROSTER *vs. Pittsburgh Penguins (road 4/27/13)*

4	Jamie McBain	D	19	Jiri Tlustý	RW	30	Cam Ward	G	53	Jeff Skinner	C
6	Tim Gleason	D	21	Drayson Bowman (injured)	LW	31	Dan Ellis	G	59	Chad LaRose	RW
8	Kevin Westgarth	RW	24	Bobby Sanguinetti	D	35	Justin Peters	G	72	Nicolas Blanchard	C
11	Jordan Staal	C	25	Joni Pitkanen (injured)	D	37	Tim Brent	C	77	Joe Corvo	D
12	Eric Staal	C	27	Justin Faulk	D	39	Patrick Dwyer	RW			
13	Jared Staal	RW	28	Alexander Semin (injured)	RW	44	Jay Harrison (injured)	D			
15	Tuomo Ruutu	LW	29	Tim Wallace	RW	47	Marc-Andre Bergeron	D			

FINAL DIVISION STANDINGS

	GP	W	L	OT	GF	GA	PTS
WASHINGTON	48	27	18	3	149	130	57
WINNIPEG	48	24	21	3	128	144	51
CAROLINA*	48	19	25	4	128	160	42
TAMPA BAY	48	18	26	4	148	150	40
FLORIDA	48	15	27	6	112	171	36

*Did not make playoffs.

COMPLETE RESULTS *(*Overtime **Shootout)*

DATE	W/L	SCORE	OPP.	DATE	W/L	SCORE	OPP.
1/19	L	1-5	at FLA	3/12	W	4-0	at WSH
1/22	L	1-4	TB	3/14	L	3-2	WSH
1/24	W	6-3	BUF	3/16	L	4-1	at TB
1/25	W	3-1	at BUF	3/18	OT	2-1**	at NYR
1/28	L	5-3	BOS	3/19	L	4-1	FLA
2/1	W	1-0	OTT	3/21	L	4-1	NJ
2/2	L	5-3	at PHI	3/26	L	4-1	WPG
2/4	W	4-1	at TOR	3/28	L	6-3	at TOR
2/7	W	3-2*	at OTT	3/30	W	3-1	at WPG
2/9	OT	4-3*	at PHI	4/1	L	4-1	at MTL
2/11	W	6-4	at NYI	4/2	L	5-3	WSH
2/12	W	4-2	at NJ	4/4	L	5-0	TB
2/14	W	3-1	TOR	4/6	L	4-1	NYR
2/18	L	3-0	at MTL	4/8	L	6-2	at BOS
2/21	L	4-3	WPG	4/9	L	5-3	PIT
2/23	L	5-2	TB	4/11	L	3-1	at WSH
2/24	W	4-2	at NYI	4/13	W	4-2	BOS
2/26	L	3-0	at WSH	4/16	L	3-2	at OTT
2/28	W	4-1	PIT	4/18	OT	4-3*	at WPG
3/2	W	6-2	FLA	4/20	L	5-3	PHI
3/3	W	3-2	at FLA	4/21	W	3-2	at TB
3/5	W	4-3	BUF	4/23	W	4-3**	NYI
3/7	L	4-2	MTL	4/25	OT	4-3*	NYR
3/9	W	6-3	NJ	4/27	L	8-3	at PIT

MAJOR TRADES

6/22/12 – Acquired Jordan Staal from Pittsburgh in exchange for Brandon Sutter, Brian Dumoulin and Carolina's 2012 first-round (8th overall) draft pick. Staal signed a 10-year contract on July 1.

7/26/12 – Signed Alexander Semin to a one-year contract.

8/8/12 – Signed Jeff Skinner to a six-year contract extension.

1/13/13 – Acquired Kevin Westgarth from Los Angeles in exchange for Anthony Stewart, a fourth-round draft pick in 2013 and a sixth-round draft pick in 2014.

1/13/13 – Acquired Luke Pither from Philadelphia in exchange for Brian Boucher and Mark Alt.

1/31/13 – Zach Boychuk claimed on waivers by Pittsburgh.

3/16/13 – Claimed Adam Hall on waivers from Tampa Bay.

3/21/13 – Claimed Zach Boychuk on waivers from Nashville.

4/2/13 – Acquired Marc-Andre Bergeron from Tampa Bay in exchange for Adam Hall and a 2013 seventh-round draft pick.

4/3/13 – Acquired a conditional draft pick from Pittsburgh in exchange for Jussi Jokinen.

FINAL STATISTICS *(Hurricanes games only)*

PLAYER	GP	SCORING <i>(*Rookies)</i>				PIM	PP	SH	GW
		G	A	PTS					
ERIC STAAL	48	18	35	53	54	3	1	4	
ALEXANDER SEMIN	44	13	31	44	46	4	0	1	
JIRI TLUSTY	48	23	15	38	18	4	0	3	
JORDAN STAAL	48	10	21	31	32	1	0	1	
JEFF SKINNER	42	13	11	24	26	5	0	0	
JOE CORVO	40	6	11	17	14	3	0	2	
PATRICK DWYER	46	8	8	16	12	1	1	0	
JUSTIN FAULK	38	5	10	15	15	1	1	0	
JAY HARRISON	47	3	7	10	51	0	0	2	
TUOMO RUUTU	17	4	5	9	8	0	0	0	
RILEY NASH*	32	4	5	9	8	0	0	0	
JONI PITKANEN	22	1	8	9	12	0	0	0	
TIM GLEASON	42	0	9	9	40	0	0	0	
JAMIE MCBAIN	40	1	7	8	12	0	0	0	
BOBBY SANGUINETTI*	37	2	4	6	4	0	0	1	
DRAYSON BOWMAN	37	3	2	5	17	0	0	0	
KEVIN WESTGARTH	31	2	2	4	45	0	0	0	
CHAD LAROSE	35	2	2	4	29	0	0	0	
MARC-ANDRE BERGERON	13	0	4	4	5	0	0	0	
ZAC DALPE	10	1	2	3	0	0	0	0	
TIM BRENT	30	0	3	3	8	0	0	0	
TIM WALLACE	28	1	1	2	17	0	0	0	
BRETT BELLEMORE*	8	0	2	2	7	0	0	0	
DAN ELLIS	19	0	2	2	0	0	0	0	
CHRIS TERRY*	3	1	0	1	0	0	0	1	
JEREMY WELSH*	5	0	1	1	0	0	0	0	
ANDREAS NODL	8	0	1	1	2	0	0	0	
ZACH BOYCHUK	1	0	0	0	0	0	0	0	
MARC-ANDRE GRAGNANI	1	0	0	0	0	0	0	0	
JARED STAAL*	2	0	0	0	2	0	0	0	
BRETT SUTTER	3	0	0	0	4	0	0	0	
RYAN MURPHY*	4	0	0	0	2	0	0	0	
MICHAEL JORDAN*	5	0	0	0	2	0	0	0	
NICOLAS BLANCHARD*	9	0	0	0	20	0	0	0	
CAM WARD	17	0	0	0	0	0	0	0	
JUSTIN PETERS	19	0	0	0	0	0	0	0	

PLAYER	GP	GOALTENDING				W-L-OT
		MIN	GA	GAA	SO	
CAM WARD	17	929	44	2.84	0	9-6-1
DAN ELLIS	19	997	52	3.13	1	6-8-2
JUSTIN PETERS	19	954	55	3.46	1	4-11-1

SEASON HIGHLIGHTS

- At its 75th Anniversary Gala, USA Hockey honors Hurricanes Owner/CEO Peter Karmanos Jr. with the Distinguished Achievement Award – June 8, 2012.
- The National Hockey League announces the cancellation of 82 games scheduled for Oct. 11-24, due to the absence of a Collective Bargaining Agreement with the NHL Players' Association. – October 4, 2012.
- Ron Francis is selected into the North Carolina Sports Hall of Fame, becoming the first hockey representative in the museum. He is enshrined along with 10 others on May 2 – January 7, 2013.
- The NHL and NHLPA announce an agreement on the framework of a new Collective Bargaining Agreement – January 6, 2013.
- The NHL begins an abbreviated 48-game schedule – January 19, 2013.
- Joni Pitkanen suffers a broken calcaneus (heel) injury. Pitkanen would miss the remaining 13 games of 2012-13 and all of 2013-14 – April 2, 2013.
- Doris E. Barksdale, longtime community liaison and motivational consultant for the Hurricanes, passes away at age 77 – April 3, 2013.
- Jared Staal is recalled from the Charlotte Checkers (AHL). He would start on a line alongside his brothers Eric and Jordan the next night at PNC Arena against the New York Rangers, marking the fourth time in NHL history that a trio of brothers played for the same team in the same season – April 24, 2013.

CLOSING GAME ROSTER vs. Florida Panthers (road 4/7/12)

4	Jamie McBain	D	14	Andreas Nodl	RW	27	Derek Joslin	D	39	Patrick Dwyer (personal)	RW
5	Bryan Allen	D	15	Tuomo Ruutu	LW	28	Justin Faulk	D	44	Jay Harrison	D
6	Tim Gleason	D	16	Brandon Sutter	C	30	Cam Ward	G	53	Jeff Skinner	C
8	Jaroslav Spacek (scratch)	D	19	Jiri Tlustý	RW	33	Brian Boucher	G	59	Chad LaRose	RW
12	Eric Staal	C	23	Jeremy Welsh	C	36	Jussi Jokinen	LW			
13	Anthony Stewart	RW	25	Joni Pitkanen	D	37	Tim Brent	C			

FINAL DIVISION STANDINGS

	GP	W	L	OT	GF	GA	PTS
FLORIDA	82	38	26	18	203	227	94
WASHINGTON	82	42	32	8	222	230	92
TAMPA BAY	82	38	36	8	235	281	84
WINNIPEG	82	37	35	10	225	246	84
CAROLINA*	82	33	33	16	213	243	82

*Did not make playoffs.

COMPLETE RESULTS (*Overtime **Shootout)

DATE	W/L	SCORE	OPP.	DATE	W/L	SCORE	OPP.
10/7	L	1-5	TB	1/6	W	4-2	BUF
10/8	OT	3-4	at WSH	1/7	L	2-5	at NSH
10/10	L	2-4	at NJ	1/10	L	1-2	PHI
10/12	W	3-2	BOS	1/12	W	5-2	at TB
10/14	W	4-3	at BUF	1/14	W	4-2	BOS
10/18	W	4-1	at BOS	1/15	L	1-2	at WSH
10/21	OT	2-3	at STL	1/17	OT	1-2**	at PIT
10/22	L	3-5	at WPG	1/20	W	3-0	WSH
10/25	OT	2-3**	OTT	1/21	OT	1-2	at NYI
10/28	W	3-0	CHI	1/23	W	2-1	WPG
10/29	L	1-5	at PHI	1/31	L	2-5	NYI
11/1	W	4-2	TB	2/2	W	3-0	at BOS
11/4	L	1-5	WSH	2/4	W	2-1	LA
11/6	L	2-5	DAL	2/8	OT	2-3	at ANA
11/8	L	2-3	at NJ	2/10	OT	3-4	at COL
11/11	L	1-5	at NYR	2/13	W	5-3	at MTL
11/12	W	5-3	PIT	2/17	W	3-2	SJ
11/14	L	3-5	PHI	2/18	L	3-4	at NYI
11/16	L	0-4	at MTL	2/20	W	5-0	WSH
11/18	L	0-1	BUF	2/23	OT	2-3**	ANA
11/20	W	3-2	TOR	2/25	OT	2-3**	FLA
11/21	W	4-2	at PHI	2/28	W	4-3	NSH
11/23	OT	3-4**	MTL	3/1	L	2-3	NYR
11/25	L	1-3	WPG	3/3	OT	3-4	TB
11/27	L	3-4	at OTT	3/6	W	4-3*	at WSH
11/29	L	1-3	FLA	3/7	OT	2-3	at BUF
12/1	L	3-5	NYR	3/10	W	4-2	at TB
12/2	L	2-3	PIT	3/11	L	0-2	at FLA
12/6	L	6-7	at CGY	3/13	L	2-4	at NYR
12/7	W	5-3	at EDM	3/15	W	2-0	STL
12/9	L	2-4	at WPG	3/17	W	5-3	at MIN
12/13	OT	1-2	at TOR	3/18	W	4-3	at WPG
12/15	W	4-3	VAN	3/21	W	3-1	FLA
12/18	OT	2-3	at FLA	3/23	L	1-5	at CBJ
12/21	L	3-4	PHX	3/24	L	4-5	at DET
12/23	W	2-1*	OTT	3/27	W	3-0	at TOR
12/26	W	4-2	NJ	3/30	OT	3-4	WPG
12/27	L	2-4	at PIT	3/31	L	0-5	NJ
12/29	W	4-3*	TOR	4/3	W	2-1	at OTT
12/31	L	2-5	at TB	4/5	W	2-1**	MTL
1/3	OT	3-4**	NYI	4/7	L	1-4	at FLA

MAJOR TRADES

- 11/29/11** – Claimed Andreas Nodl on waivers from Philadelphia.
- 12/9/11** – Acquired defenseman Jaroslav Spacek from Montreal in exchange for defenseman Tomas Kaberle.
- 11/18/12** – Acquired Evgenii Dadonov and A.J. Jenks from Florida in exchange for Jon Matsumoto and Mattias Lindstrom.
- 1/20/12** – Acquired Joe Sova and a 2012 fourth-round draft pick from New Jersey in exchange for Alexei Ponikarovsky.
- 1/30/12** – Signed defenseman Tim Gleason to a four-year contract extension.
- 2/22/12** – Signed forward Tuomo Ruutu to a four-year contract extension.
- 4/5/12** – Signed forward Jeremy Welsh to an entry-level contract.

FINAL STATISTICS (Hurricanes games only)

PLAYER	GP	SCORING (*Rookies)				PIM	PP	SH	GW
		G	A	PTS					
ERIC STAAL	82	24	46	70	48	7	3	3	
JUSSI JOKINEN	79	12	34	46	54	3	2	3	
JEFF SKINNER	64	20	24	44	56	4	0	5	
JIRI TLUSTY	79	17	19	36	26	2	0	1	
TUOMO RUUTU	72	18	16	34	50	3	0	2	
CHAD LAROSE	67	19	13	32	48	3	1	5	
BRANDON SUTTER	82	17	15	32	21	2	3	0	
JAMIE MCBAIN	76	8	19	27	4	5	0	1	
TIM BRENT	79	12	12	24	27	3	1	3	
JAY HARRISON	72	9	14	23	60	2	0	2	
JUSTIN FAULK*	66	8	14	22	29	5	0	2	
ANTHONY STEWART	77	9	11	20	30	0	0	1	
TIM GLEASON	82	1	17	18	71	0	0	0	
JONI PITKANEN	30	5	12	17	16	2	0	2	
ALEXEI PONIKAROVSKY	49	7	8	15	26	4	0	0	
BRYAN ALLEN	82	1	13	14	76	0	0	1	
DRAYSON BOWMAN	37	6	7	13	4	0	0	0	
JAROSLAV SPACEK	34	5	7	12	6	3	0	1	
PATRICK DWYER	73	5	7	12	23	0	2	0	
TOMAS KABERLE	29	0	9	9	2	0	0	0	
ANDREAS NODL	48	3	4	7	6	0	0	0	
JEROME SAMSON	16	2	3	5	8	1	0	0	
DEREK JOSLIN	44	2	2	4	35	0	0	0	
ZAC DALPE*	16	1	2	3	4	0	0	0	
BRETT SUTTER*	15	0	3	3	11	0	0	0	
ZACH BOYCHUK	16	0	2	2	0	0	0	0	
CAM WARD	68	1	0	1	4	0	0	0	
RILEY NASH*	5	0	1	1	2	0	0	0	
JEREMY WELSH*	1	0	0	0	4	0	0	0	
MIKE MURPHY*	2	0	0	0	0	0	0	0	
BOBBY SANGUINETTI*	3	0	0	0	0	0	0	0	
JUSTIN PETERS	7	0	0	0	0	0	0	0	
BRIAN BOUCHER	10	0	0	0	0	0	0	0	

PLAYER	GP	GOALTENDING				W-L-OT
		MIN	GA	GAA	SO	
MIKE MURPHY*	2	36	0	0	0	0-1-0
JUSTIN PETERS	7	387	16	2.48	1	2-3-2
CAM WARD	68	3988	182	2.74	5	30-23-13
BRIAN BOUCHER	10	546	31	3.41	0	1-6-1

SEASON HIGHLIGHTS

- Jim Rutherford announces that the Hurricanes will honor former Carolina center Josef Vasicek with a No. 63 patch on their jerseys. Vasicek was killed in a Sept. 7, 2011, plane crash outside of Yaroslav, Russia that claimed the lives of 44 people with the Lokomotiv (KHL) hockey club – September 15, 2011.
- Kirk Muller is named head coach; Paul Maurice relieved of his head coaching duties – November 28, 2011.
- John MacLean joins coaching staff as an assistant coach – December 1, 2011.
- Kirk Muller earns his first NHL win as a head coach as the Hurricanes defeat the Edmonton Oilers 5-3 at Rexall Place – December 7, 2011.
- Cam Ward becomes the first goaltender in franchise history to score a goal when he is credited with Carolina's empty-net goal in the Hurricanes' 4-2 win against New Jersey – December 26, 2011.
- Justin Faulk represents Carolina at NHL All-Star Weekend in Ottawa, Ont., as one of 12 league rookies selected to participate in the All-Star Skills Competition. Faulk was one of four players to shoot for Team Alfredsson in the Hardest Shot event – January 28, 2012.
- The Hurricanes' home arena is renamed PNC Arena. The change came as a result of PNC Bank's acquisition of RBC Bank (USA). Carolina posts a 2-0 win against St. Louis behind Cam Ward's 40-save shutout – March 15, 2012.

2010-11 IN REVIEW

CLOSING GAME ROSTER *vs. Tampa Bay Lightning (home 4/9/11)*

4	Jamie McBain	D	19	Jiri Tlustý	C	33	Derek Joslin	D	60	Justin Peters	G
5	Bryan Allen	D	20	Troy Bodie (scratch)	RW	36	Jussi Jokinen	LW	61	Cory Stillman	LW
6	Tim Gleason	D	21	Drayson Bowman	LW	39	Patrick Dwyer	RW	71	Jerome Samson	RW
12	Eric Staal	C	25	Joni Pitkanen	D	44	Jay Harrison (injured)	D	77	Joe Corvo	D
15	Tuomo Ruutu	LW	26	Erik Cole	LW	53	Jeff Skinner	C			
16	Brandon Sutter	C	30	Cam Ward	G	59	Chad LaRose	RW			

FINAL DIVISION STANDINGS

	GP	W	L	OT	GF	GA	PTS
WASHINGTON	82	48	23	11	224	197	107
TAMPA BAY	82	46	25	11	247	240	103
CAROLINA*	82	40	31	11	236	239	91
ATLANTA	82	34	36	12	223	269	80
FLORIDA	82	30	40	12	195	229	72

**Did not make playoffs.*

COMPLETE RESULTS *(*Overtime **Shootout)*

DATE	W/L	SCORE	OPP.	DATE	W/L	SCORE	OPP.
10/7	W	4-3	at MIN	1/11	W	6-5**	CGY
10/8	W	2-1**	MIN	1/13	L	2-3	at BUF
10/14	L	2-3	at OTT	1/15	W	6-4	TB
10/17	L	1-5	at VAN	1/17	L	0-7	at BOS
10/19	W	5-2	at SJ	1/18	L	2-3	BOS
10/20	L	3-4	at LA	1/20	W	4-1	NYR
10/23	W	4-3*	at PHX	1/22	L	2-3	at PIT
10/27	L	0-3	WSH	1/24	W	6-4	TOR
10/29	W	4-3	at NYR	1/26	W	4-2	at NYI
10/30	L	0-3	PIT	2/1	L	2-3	BOS
11/1	L	2-3	at PHI	2/3	L	0-3	at TOR
11/3	W	7-2	NYI	2/5	W	4-3*	ATL
11/5	L	4-7	at FLA	2/8	OT	2-3*	at NJ
11/6	W	3-2	FLA	2/10	L	1-2	at PHI
11/9	W	7-1	EDM	2/12	OT	3-4*	at TB
11/11	L	1-8	PHI	2/13	W	3-2	at ATL
11/13	L	2-7	at MTL	2/16	L	2-3	at NJ
11/17	W	7-1	OTT	2/18	W	3-2	PHI
11/19	OT	4-5**	at PIT	2/19	L	1-4	NJ
11/20	OT	1-2**	NSH	2/22	OT	3-4**	NYR
11/24	L	2-3	WSH	2/25	W	4-1	PIT
11/26	W	3-0	at BOS	2/26	L	3-4	at MTL
11/28	OT	2-3**	at WSH	3/1	W	2-1	FLA
11/29	L	1-4	DAL	3/3	W	3-2*	BUF
12/3	W	2-1*	COL	3/4	L	2-5	at CHI
12/4	L	2-5	at NSH	3/9	OT	2-3*	ATL
12/10	OT	1-2**	at DAL	3/11	L	1-2	at WSH
12/11	W	2-1**	at STL	3/12	L	2-3	CBJ
12/15	W	4-3	at FLA	3/15	W	1-0	at BUF
12/16	W	3-2**	at ATL	3/16	L	1-3	TOR
12/18	W	4-2	ANA	3/18	W	3-2*	NYI
12/20	L	1-5	at TB	3/22	W	4-3	OTT
12/23	L	2-3	MTL	3/25	W	4-3	at TB
12/26	L	2-3	WSH	3/26	L	2-4	TB
12/28	W	4-3	at TOR	3/29	W	3-2**	at WSH
12/29	W	4-0	at OTT	3/30	W	6-2	MTL
1/1	W	6-3	NJ	4/2	W	4-2	at NYI
1/3	OT	3-4*	FLA	4/3	OT	1-2*	BUF
1/5	OT	1-2*	at NYR	4/6	W	3-0	DET
1/7	W	5-3	at FLA	4/8	W	6-1	at ATL
1/9	W	4-3*	ATL	4/9	L	2-6	TB

MAJOR TRADES

9/21/10 – Signed forward Jeff Skinner to a three-year, entry-level contract.

11/16/10 – Claimed forward Troy Bodie on waivers from Anaheim.

11/17/10 – Acquired defenseman Ian White and forward Brett Sutter from Calgary in exchange for defenseman Anton Babchuk and forward Tom Kostopoulos.

2/18/11 – Acquired defenseman Derek Joslin from San Jose in exchange for future considerations; Acquired San Jose's 2012 second-round draft pick in exchange for defenseman Ian White.

2/22/11 – Acquired forward Cory Stillman from Florida in exchange for forward Ryan Carter and Carolina's 2011 fifth-round draft pick.

2/28/11 – Acquired defenseman Bryan Allen from Florida in exchange for forward Sergei Samsonov.

FINAL STATISTICS *(Hurricanes games only)*

PLAYER	GP	SCORING <i>(*Rookies)</i>						GW
		G	A	PTS	PIM	PP	SH	
ERIC STAAL	81	33	43	76	72	12	3	8
JEFF SKINNER*	82	31	32	63	46	6	0	2
TUOMO RUUTU	82	19	38	57	54	7	0	1
ERIK COLE	82	26	26	52	49	3	1	9
JUSSI JOKINEN	70	19	33	52	24	8	0	1
JOE CORVO	82	11	29	40	18	5	1	1
JONI PITKANEN	72	5	30	35	60	1	0	1
CHAD LAROSE	82	16	15	31	59	2	1	0
JAMIE MCBAIN*	76	7	23	30	32	1	0	2
BRANDON SUTTER	82	14	15	29	25	1	0	3
SERGEI SAMSONOV	58	10	16	26	12	4	0	0
PATRICK DWYER	80	8	10	18	12	0	1	2
CORY STILLMAN	21	5	11	16	4	2	0	1
TIM GLEASON	82	2	14	16	85	0	0	0
JIRI TLUSTY	57	6	6	12	14	0	0	0
JAY HARRISON	72	3	7	10	72	0	0	0
IAN WHITE	39	0	10	10	12	0	0	0
ANTON BABCHUK	17	3	5	8	12	1	0	1
ZACH BOYCHUK	23	4	3	7	4	1	0	1
DEREK JOSLIN	17	1	4	5	2	1	0	1
BRYAN ALLEN	19	0	5	5	19	0	0	0
ZAC DALPE*	15	3	1	4	0	0	0	1
TOM KOSTOPOULOS	17	1	3	4	30	0	0	0
TROY BODIE	50	1	2	3	54	0	0	0
RYAN CARTER	32	0	3	3	22	0	0	0
JON MATSUMOTO*	13	2	0	2	4	0	0	0
JEROME SAMSON*	23	0	2	2	0	0	0	0
PATRICK O'SULLIVAN	10	1	0	1	2	0	0	0
DRAYSON BOWMAN*	23	0	1	1	12	0	0	0
CAM WARD	74	0	1	1	0	0	0	0
BRETT SUTTER*	1	0	0	0	0	0	0	0
BRYAN RODNEY	3	0	0	0	2	0	0	0
JUSTIN PETERS*	12	0	0	0	4	0	0	0
BRETT CARSON	13	0	0	0	4	0	0	0

PLAYER	GP	GOALTENDING				W-L-OT
		MIN	GA	GAA	SO	
CAM WARD	74	4318	184	2.56	4	37-26-10
JUSTIN PETERS*	12	648	43	3.98	0	3-5-1

SEASON HIGHLIGHTS

- The Hurricanes take on SKA St. Petersburg in an exhibition game. Carolina is the first NHL team to play in Russia in more than 20 years – October 4, 2010.
- The Hurricanes take part in the 2010 Compuware NHL Premiere, playing two games against the Minnesota Wild at Hartwall Arena in Helsinki, Finland. Carolina wins both games – October 7-8, 2010.
- Head Coach Paul Maurice coaches his 1,000th career NHL regular-season game, making him the 19th head coach in league history – and the youngest at 43 years-302 days – to accomplish that feat – November 28, 2010.
- Carolina notches the 1,000th regular-season win in franchise history, downing the Toronto Maple Leafs 6-4 at the RBC Center – January 24, 2011.
- The Hurricanes host NHL All-Star Weekend. Team Lidstrom downs Team Staal by an 11-10 score in the All-Star Game. Jamie McBain, Jeff Skinner, Eric Staal and Cam Ward represent Carolina in the events – January 28-30, 2011.
- Cam Ward sets a new franchise record for saves in a season with 2,191, shattering the previous record of 1,844 set by Sean Burke in 1995-96. – April 9, 2011.
- Jeff Skinner becomes the first player in Carolina's franchise history to win the Calder Trophy as the NHL's rookie of the year – June 22, 2011.

CLOSING GAME ROSTER vs. Boston Bruins (away 4/10/10)

5 Brian Pothier	D	16 Brandon Sutter	C
6 Tim Gleason (injured)	D	17 Rod Brind'Amour (injured)	C
11 Zach Boychuk	C	21 Drayson Bowman	LW
12 Eric Staal	C	25 Joni Pitkanen (injured)	D
13 Ray Whitney	LW	26 Erik Cole	LW
14 Sergei Samsonov	LW	27 Brett Carson	D
15 Tuomo Ruutu (injured)	LW	28 Jamie McBain	D

29 Tom Kostopoulos	RW	45 Alexandre Picard (injured)	D
30 Cam Ward	G	53 Casey Borer	D
33 Bryan Rodney	D	59 Chad LaRose	RW
34 Manny Legace	G	67 Jerome Samson	RW
36 Jussi Jokinen	LW		
39 Patrick Dwyer	RW		
44 Jay Harrison	D		

FINAL DIVISION STANDINGS

	GP	W	L	OT	GF	GA	PTS
WASHINGTON	82	54	15	13	318	233	121
ATLANTA	82	35	34	13	234	256	83
CAROLINA*	82	35	37	10	230	256	80
TAMPA BAY	82	34	36	12	217	260	80
FLORIDA	82	32	37	13	208	244	77

*Did not make playoffs.

COMPLETE RESULTS (*Overtime **Shootout)

DATE	W/L	SCORE	OPP.	DATE	W/L	SCORE	OPP.
10/2	L	0-2	PHI	1/7	L	2-4	at NSH
10/3	L	2-7	at BOS	1/8	W	2-1	COL
10/6	W	2-1**	TB	1/10	W	4-1	OTT
10/9	W	7-2	FLA	1/12	W	4-2	at TOR
10/10	L	2-5	at TB	1/14	L	1-3	at DET
10/14	OT	2-3**	PIT	1/16	L	3-5	ATL
10/17	L	0-2	at NJ	1/18	L	2-3	TB
10/21	OT	3-4**	at NYI	1/21	W	5-2	at ATL
10/23	L	4-5	at COL	1/23	L	2-4	at PHI
10/24	OT	2-3*	at MIN	1/24	W	5-1	BOS
10/28	L	2-5	STL	1/27	W	5-1	at NYR
10/31	L	1-6	at PHI	1/28	W	4-1	NYI
11/1	L	1-5	SJ	1/30	W	4-2	CHI
11/4	L	0-3	at FLA	2/1	L	2-4	at EDM
11/6	L	2-3	TOR	2/3	L	1-4	at CGY
11/7	L	2-3	at CBJ	2/5	W	4-3	at BUF
11/11	L	2-5	LA	2/6	W	3-1	at NYI
11/13	OT	3-4*	NYI	2/9	W	4-1	FLA
11/15	W	5-4**	MIN	2/11	W	4-3*	BUF
11/17	OT	2-3**	at MTL	2/13	W	5-2	NJ
11/19	W	6-5**	TOR	3/2	W	5-1	at TOR
11/21	W	3-1	TB	3/4	W	4-1	OTT
11/23	L	0-2	at DAL	3/6	L	1-4	at FLA
11/25	L	2-3	at ANA	3/7	W	4-0	at ATL
11/27	L	4-6	ATL	3/10	OT	3-4*	at WSH
11/28	L	1-5	at BUF	3/11	W	4-3*	PIT
11/30	L	2-3	WSH	3/13	L	0-4	PHX
12/5	W	5-3	VAN	3/16	L	2-5	BOS
12/7	W	3-2	at PIT	3/18	W	4-3*	WSH
12/9	L	2-4	at NJ	3/20	W	3-2*	at PIT
12/11	OT	3-4*	at WSH	3/21	L	3-5	BUF
12/12	L	2-4	at OTT	3/23	OT	2-3*	at TB
12/16	W	5-3	DAL	3/25	W	3-2**	WSH
12/18	L	3-6	at FLA	3/27	L	0-4	ATL
12/19	W	3-2	FLA	3/29	W	4-1	at ATL
12/21	L	1-3	NYR	3/31	W	2-1	at MTL
12/23	L	1-5	MTL	4/1	OT	3-4**	at OTT
12/26	OT	3-4**	PHI	4/3	L	0-4	NJ
12/28	W	6-3	at WSH	4/6	W	8-5	at TB
12/31	L	1-2	NYR	4/8	W	5-2	MTL
1/2	W	2-1*	at NYR	4/10	L	2-4	at BOS

MAJOR TRADES

7/24/09 – Acquired defenseman Aaron Ward from Boston in exchange for forward Patrick Eaves and a fourth-round pick in 2010.
12/03/09 – Acquired forward Jiri Tlustý from Toronto in exchange for forward Philippe Paradis.
2/07/10 – Traded defenseman Niclas Wallin and a 2010 fifth-round pick to San Jose for Buffalo's 2010 second-round pick.
2/12/10 – Traded forward Matt Cullen to Ottawa for defenseman Alexandre Picard and Ottawa's 2010 second-round pick.
3/03/10 – Acquired goaltender Justin Pogge and Boston's fourth-round pick in 2010 or 2011 from Anaheim in exchange for defenseman Aaron Ward; Traded forward Scott Walker to Washington for Washington's 2010 seventh-round pick; Acquired defenseman Brian Pothier, forward Oskar Osala and Washington's 2011 second-round pick from Washington for defenseman Joe Corvo; Acquired forward Cedric McNicoll and Colorado's 2010 sixth-round pick from Colorado for forwards Stephane Yelle and Harrison Reed; Traded defenseman Andrew Alberts to Vancouver for Vancouver's 2010 third-round pick.

FINAL STATISTICS (Hurricanes games only)

PLAYER	GP	SCORING (*Rookies)						
		G	A	PTS	PIM	PP	SH	GW
ERIC STAAL	70	29	41	70	68	13	0	5
JUSSI JOKINEN	81	30	35	65	36	10	0	6
RAY WHITNEY	80	21	37	58	26	7	0	5
JONI PITKANEN	71	6	40	46	72	1	0	1
BRANDON SUTTER	72	21	19	40	2	5	0	3
MATT CULLEN	60	12	28	40	26	1	2	1
TUOMO RUUTU	54	14	21	35	50	5	0	1
SERGEI SAMSONOV	72	14	15	29	32	2	0	2
CHAD LAROSE	56	11	17	28	24	0	1	0
TOM KOSTOPOULOS	82	8	13	21	106	0	2	0
ROD BRIND'AMOUR	80	9	10	19	36	2	0	2
TIM GLEASON	61	5	14	19	78	1	1	0
ERIK COLE	40	11	5	16	29	2	0	1
PATRICK DWYER	58	7	5	12	6	0	0	2
JOE CORVO	34	4	8	12	10	4	0	0
BRETT CARSON*	54	2	10	12	12	0	0	0
BRYAN RODNEY*	22	1	10	11	8	0	0	0
AARON WARD	60	1	10	11	54	0	0	0
JAMIE MCBAIN*	14	3	7	10	0	1	0	1
ANDREW ALBERTS	62	2	8	10	74	0	0	0
ZACH BOYCHUK*	31	3	6	9	2	0	0	0
STEPHANE YELLE	59	4	3	7	28	0	1	0
JIRI TLUSTY	18	1	5	6	6	0	0	0
JAY HARRISON	38	1	5	6	50	0	0	0
SCOTT WALKER	33	3	2	5	23	1	0	0
NICLAS WALLIN	47	0	5	5	26	0	0	0
BRIAN POTHIER	20	1	3	4	11	0	0	1
CAM WARD	47	0	3	3	0	0	0	0
DRAYSON BOWMAN*	9	2	0	2	4	1	0	0
JEROME SAMSON*	7	0	2	2	10	0	0	0
MANNY LEGACE	28	0	1	1	0	0	0	0
OSKAR OSALA*	1	0	0	0	0	0	0	0
CASEY BORER*	2	0	0	0	0	0	0	0
STEVEN GOERTZEN	6	0	0	0	5	0	0	0
ALEXANDRE PICARD	9	0	0	0	6	0	0	0
JUSTIN PETERS*	9	0	0	0	0	0	0	0
TIM CONBOY	12	0	0	0	24	0	0	0

PLAYER	GP	GOALTENDING			SO	W-L-OT
		MIN	GA	GAA		
CAM WARD	47	2651	119	2.69	0	18-23-5
MANNY LEGACE	28	1472	69	2.81	1	10-7-5
JUSTIN PETERS*	9	488	23	2.83	0	6-3-0
MICHAEL LEIGHTON	7	350	25	4.29	0	1-4-0

SEASON HIGHLIGHTS

- Goaltender Cam Ward signs a six-year contract extension which begins in 2010-11 and will run through 2015-16 – September 30, 2009.
- Forward Ray Whitney plays his 1,000th NHL regular-season game in the Hurricanes' game at Nassau Coliseum against the New York Islanders – October 21, 2009.
- Forward Eric Staal's 349-game "ironman" streak ends when he misses Carolina's game at Florida. The games-played streak is the longest since the team's relocation, and the second-longest in franchise history – November 4, 2009.
- The Hurricanes name Eric Staal captain and Rod Brind'Amour alternate captain – January 20, 2010.
- All four Hurricanes players – Tim Gleason (USA-silver), Joni Pitkanen (Finland-bronze), Tuomo Ruutu (Finland-bronze) and Eric Staal (Canada-gold) – competing in the 2010 Winter Olympics in Vancouver win medals – February 28, 2010.
- Paul Maurice coaches his 800th game behind the Hurricanes' bench, making him the 10th coach in NHL history to coach 800 games with one franchise – March 16, 2010.
- Forward Brandon Sutter finishes the season with 20 goals and only two penalty minutes, making him the first NHL player since Sergei Berezin (26g, 2 PIM) in 1999-00 to have at least 20 goals while only taking two penalty minutes – April 10, 2010.

2008-09 IN REVIEW

CLOSING GAME ROSTER vs. New Jersey Devils (away 4/11/09)

4	Dennis Seidenberg	D	14	Sergei Samsonov	LW	26	Erik Cole	LW	59	Chad LaRose	RW
5	Frantisek Kaberle (injured)	D	15	Tuomo Ruutu	LW	30	Cam Ward	G	63	Dwight Helminen	C
6	Tim Gleason	D	17	Rod Brind'Amour	C	33	Anton Babchuk	D	77	Joe Corvo	D
7	Niclas Wallin	D	18	Ryan Bayda (scratch)	LW	36	Jussi Jokinen	LW			
8	Matt Cullen (injured)	C	20	Michael Ryan (scratch)	C	38	Tim Conboy	D			
12	Eric Staal	C	24	Scott Walker	RW	44	Patrick Eaves	RW			
13	Ray Whitney	LW	25	Joni Pitkanen	D	49	Michael Leighton	G			

FINAL DIVISION STANDINGS

	GP	W	L	OT	GF	GA	PTS
WASHINGTON	82	50	24	8	272	245	108
CAROLINA*	82	45	30	7	239	226	97
FLORIDA	82	41	30	11	234	231	93
ATLANTA	82	35	41	6	257	280	76
TAMPA BAY	82	24	40	18	210	279	66

*Def. New Jersey in Eastern Conf. Quarterfinals, 4-3; Def. Boston in Eastern Conf. Semifinals, 4-3; Lost to Pittsburgh in Eastern Conf. Finals, 4-0.

COMPLETE RESULTS (*Overtime **Shootout)

DATE	W/L	SCORE	OPP.	DATE	W/L	SCORE	OPP.
10/10	W	6-4	FLA	1/8	L	2-4	at FLA
10/11	W	4-3*	at TB	1/10	L	1-5	at BOS
10/13	L	1-3	DET	1/13	L	1-5	at OTT
10/17	OT	3-4*	at LA	1/15	L	4-6	TOR
10/19	W	3-1	at ANA	1/17	L	1-3	at BUF
10/23	L	1-4	at PIT	1/19	W	2-0	at TOR
10/25	W	4-3	at NYI	1/20	W	2-1	at PIT
10/28	OT	2-3**	at MTL	1/27	L	2-3	at NYR
10/30	W	1-0	at STL	1/29	W	3-2	TB
11/1	L	1-3	EDM	1/31	W	2-0	ATL
11/2	W	6-4	TOR	2/3	L	3-4	at VAN
11/4	W	5-4*	at TOR	2/5	W	4-3**	at SJ
11/6	L	2-3	at WSH	2/7	W	7-2	at PHX
11/7	W	2-1	OTT	2/12	L	0-5	FLA
11/9	L	2-5	ATL	2/14	L	1-5	CBJ
11/12	L	1-5	WSH	2/15	W	3-0	at BUF
11/14	L	2-3	at ATL	2/17	L	1-5	BOS
11/16	W	3-2**	TB	2/19	W	6-2	at NYI
11/18	W	2-1	MTL	2/20	W	4-1	TB
11/21	W	5-2	PHX	2/22	W	5-2	COL
11/23	L	2-5	NSH	2/24	L	2-4	at OTT
11/24	L	2-3	at FLA	2/26	W	2-1**	BUF
11/26	L	1-3	PHI	2/28	L	3-5	at ATL
11/28	W	3-2*	at PHI	3/3	W	5-2	at WSH
11/30	L	1-4	ANA	3/6	W	6-1	CGY
12/4	L	2-5	PIT	3/7	W	9-3	at TB
12/6	OT	1-2*	PHI	3/9	W	3-0	NYR
12/7	W	3-1	WSH	3/11	OT	2-3**	at CHI
12/11	OT	5-6**	at PHI	3/12	L	2-3	at DAL
12/13	OT	2-3**	at NYR	3/14	OT	4-5**	at WSH
12/16	W	3-2	MTL	3/18	W	4-2	NJ
12/18	W	2-1*	FLA	3/20	W	5-4	NYI
12/20	L	2-4	at BOS	3/21	W	4-1	WSH
12/21	W	3-2*	at MTL	3/23	W	3-2*	at FLA
12/23	L	2-3	at MIN	3/25	W	2-1	OTT
12/26	W	5-4	at ATL	3/28	W	2-1	at NJ
12/27	L	2-4	BOS	4/2	W	4-2	NYR
12/31	W	3-1	ATL	4/4	W	3-2*	PIT
1/2	W	2-1	STL	4/7	W	9-0	NYI
1/3	W	3-2	at TB	4/9	L	1-5	BUF
1/6	W	3-2	NJ	4/11	L	2-3	at NJ

MAJOR TRADES

7/01/08 – Acquired defenseman Joni Pitkanen from Edmonton in exchange for forward Erik Cole.
2/07/09 – Acquired forward Jussi Jokinen from Tampa Bay in exchange for forward/defenseman Wade Brookbank, defenseman Josef Melichar and a fourth-round pick in 2009.
3/04/09 – Acquired forward Patrick O'Sullivan and Calgary's second-round pick in 2009 from Los Angeles in exchange for forward Justin Williams; traded O'Sullivan and Carolina's second-round pick in 2009 to Edmonton for forward Erik Cole and Edmonton's fifth-round pick in 2009.

FINAL STATISTICS (Hurricanes games only)

PLAYER	SCORING (*Rookies)						
	GP	G	A	PTS	PIM	PP	SH
RAY WHITNEY	82	24	53	77	32	7	0
ERIC STAAL	82	40	35	75	50	14	1
TUOMO RUUTU	79	26	28	54	79	10	0
ROD BRIND'AMOUR	80	16	35	51	36	6	1
SERGEI SAMSONOV	81	16	32	48	28	3	0
MATT CULLEN	69	22	21	43	20	4	2
JOE CORVO	81	14	24	38	18	8	1
ANTON BABCHUK	72	16	19	35	16	9	0
JONI PITKANEN	71	7	26	33	58	2	0
CHAD LAROSE	81	19	12	31	35	0	2
DENNIS SEIDENBERG	70	5	25	30	37	2	0
SCOTT WALKER	41	5	10	15	39	1	0
ERIK COLE	17	2	13	15	10	0	0
PATRICK EAVES	74	6	8	14	31	1	1
RYAN BAYDA	70	5	7	12	26	0	0
TIM GLEASON	70	0	12	12	68	0	0
JUSSI JOKINEN	25	1	10	11	12	0	0
JUSTIN WILLIAMS	32	3	7	10	9	2	0
NICLAS WALLIN	64	2	8	10	42	0	0
FRANTISEK KABERLE	30	1	7	8	8	1	0
BRANDON SUTTER*	50	1	5	6	16	0	0
JOSEF MELICHAR	15	0	4	4	8	0	0
DAN LACOUTURE	11	2	0	2	10	0	0
DWIGHT HELMINEN*	23	1	1	2	0	0	0
MICHAEL RYAN	18	0	2	2	2	0	0
BRYAN RODNEY*	8	0	2	2	2	0	0
WADE BROOKBANK	27	1	0	1	40	0	0
PATRICK DWYER*	13	1	0	1	0	0	0
TIM CONBOY	28	0	1	1	37	0	0
JAKUB PETRUZALEK*	2	0	1	1	0	0	0
CAM WARD	68	0	1	1	4	0	0
BRETT CARSON*	5	0	0	0	4	0	0
CASEY BORER*	3	0	0	0	5	0	0
ZACH BOYCHUK*	2	0	0	0	0	0	0
MICHAEL LEIGHTON	19	0	0	0	4	0	0

PLAYER	GOALTENDING				SO	W-L-OT
	GP	MIN	GA	GAA		
CAM WARD	68	3928	160	2.44	6	39-23-5
MICHAEL LEIGHTON	19	1029	50	2.92	0	6-7-2

SEASON HIGHLIGHTS

- Paul Maurice is named head coach and Ron Francis is named associate head coach; Peter Laviolette relieved of his head coaching duties – December 3, 2008.
- The Hurricanes score a 9-3 win at TB, marking the most goals in a game for the team since relocating to North Carolina. Eric Staal scores four goals, marking the first time a player had scored four goals in a game since relocation, and the third time the feat was accomplished in franchise history. Staal's six points set a Hurricanes record and tie the franchise record for points in a game – March 7, 2009.
- Cam Ward earns his 39th win of the season in Carolina's 9-0 rout of the NY Islanders. For Ward, the win breaks Martin Gerber's franchise record of 38 wins in a season. For the Hurricanes, it marks their 45th win of the regular season - the second-best wins total in franchise history – April 7, 2009.
- The Hurricanes' franchise-record 12-game home winning streak is snapped. The 12-game home winning streak shatters the previous record of nine games – April 9, 2009.
- "The Shock at the Rock" – Trailing 3-2 with 1:20 remaining in regulation, Jussi Jokinen scores the tying goal in Game 7 of the Eastern Conference Quarterfinals at New Jersey's Prudential Center. Eric Staal then beats Martin Brodeur with 32 seconds remaining, and the Hurricanes advance to the second round – April 28, 2009.
- Scott Walker beats Tim Thomas 18:46 into overtime of Game 7 of the Eastern Conference Semifinals at TD Banknorth Garden to give the Hurricanes a 3-2 win. Carolina becomes just the fourth team to advance to the Eastern Conference Finals three times in the first decade of the 2000s, joining NJ, PHI and PIT in that group.

CLOSING GAME ROSTER vs. Florida Panthers (home 4/7/07)

2	Glen Wesley	D	12	Eric Staal	C	24	Scott Walker	RW	44	Patrick Eaves (injured)	RW
4	Dennis Seidenberg	D	13	Ray Whitney	LW	26	Erik Cole	LW	45	David Tanabe (injured)	D
5	Frantisek Kaberle	D	14	Sergei Samsonov	LW	28	Andrew Hutchinson	D	47	John Grahame	G
6	Bret Hedican	D	15	Tuomo Ruutu	LW	30	Cam Ward	G	51	Jeff Hamilton (scratch)	F
7	Niclas Wallin	D	17	Rod Brind'Amour (injured)	C	37	Keith Aucoin	RW	59	Chad LaRose	RW
8	Matt Cullen	C	18	Ryan Bayda	LW	38	Tim Conboy (scratch)	D	77	Joe Corvo	D
11	Justin Williams (injured)	RW	19	Trevor Letowski	RW	42	Tim Gleason	D			

FINAL DIVISION STANDINGS

	GP	W	L	OT	GF	GA	PTS
WASHINGTON	82	43	31	8	242	231	94
CAROLINA*	82	43	33	6	252	249	92
FLORIDA	82	38	35	9	216	226	85
ATLANTA	82	34	40	8	216	272	76
TAMPA BAY	82	31	42	9	223	267	71

*Did not make playoffs.

COMPLETE RESULTS (*Overtime **Shootout)

DATE	W/L	SCORE	OPP.	DATE	W/L	SCORE	OPP.
10/3	OT	2-3*	MTL	1/2	OT	4-5*	ATL
10/5	W	4-1	PIT	1/4	W	4-3	at ATL
10/6	L	0-2	at WSH	1/5	L	0-1	at STL
10/9	W	7-1	at TOR	1/8	W	1-0	at BOS
10/11	W	5-3	at OTT	1/10	L	1-4	NJ
10/13	W	3-1	at MTL	1/12	L	4-5	COL
10/19	OT	3-4**	at PIT	1/15	L	4-5	at TOR
10/20	OT	2-3*	at PHI	1/17	L	1-5	at OTT
10/22	W	3-1	VAN	1/18	W	7-2	EDM
10/24	W	6-2	BUF	1/21	W	3-2*	at NYI
10/26	L	4-7	MTL	1/22	L	3-6	NYI
10/27	W	8-3	at NYI	1/29	W	3-1	NYR
10/31	L	2-4	at FLA	1/31	W	3-2*	TOR
11/3	W	4-2	FLA	2/2	L	1-4	at PIT
11/5	W	5-0	WSH	2/5	L	0-1	at NSH
11/8	L	1-5	TB	2/8	W	2-1	at WSH
11/10	W	5-3	at ATL	2/9	L	1-6	at NJ
11/12	W	4-3	at FLA	2/12	W	3-2	at BOS
11/14	L	1-6	at TB	2/14	W	4-2	PIT
11/16	L	0-3	ATL	2/16	W	5-4	FLA
11/17	W	2-1	FLA	2/18	L	1-5	at NJ
11/21	L	3-6	PHI	2/19	OT	2-3**	BOS
11/23	W	4-3	TB	2/21	W	5-3	ATL
11/24	L	2-5	at WSH	2/23	W	6-3	WSH
11/28	L	1-3	PHI	2/26	W	2-1*	NJ
11/30	W	4-3	WSH	2/28	L	2-4	NYR
12/1	L	1-8	at BUF	3/1	W	5-1	TB
12/3	W	4-0	at NYR	3/5	W	6-3	at ATL
12/6	L	1-2	at TB	3/6	W	3-2	MIN
12/8	W	5-1	at MTL	3/8	W	4-3*	BUF
12/9	L	2-5	at DET	3/12	W	3-0	at CHI
12/12	L	0-6	OTT	3/14	L	1-7	at BUF
12/14	L	3-4	CGY	3/16	W	5-1	OTT
12/15	W	6-5**	at PHI	3/19	W	5-3	at ATL
12/18	W	3-2*	TOR	3/20	W	2-1**	at FLA
12/20	L	4-5	at FLA	3/25	OT	2-3**	WSH
12/22	W	4-1	at TB	3/28	W	7-1	ATL
12/26	L	2-4	at NYR	3/29	L	1-2	at TB
12/28	W	4-3	BOS	4/1	L	1-4	at WSH
12/29	L	1-4	at CBJ	4/2	W	6-2	TB
12/31	L	1-4	NYI	4/4	L	3-4	FLA

MAJOR TRADES

1/08/08 – Claimed forward Sergei Samsonov on re-entry waivers from Chicago.
1/17/08 – Traded forward Craig Adams to Chicago for future considerations.
1/31/08 – Acquired forward Joe Jensen from Pittsburgh in exchange for forward David Gove.
2/11/08 – Acquired defenseman Joe Corvo and forward Patrick Eaves from Ottawa in exchange for defenseman Mike Commodore and forward Cory Stillman.
2/26/08 – Acquired forward Tuomo Ruutu from Chicago in exchange for forward Andrew Ladd.

FINAL STATISTICS (Hurricanes games only)

PLAYER	GP	SCORING (*Rookies)				PIM	PP	SH	GW
		G	A	PTS					
ERIC STAAL	82	38	44	82	50	14	0	7	
RAY WHITNEY	66	25	36	61	30	6	0	4	
ERIK COLE	73	22	29	51	76	10	0	4	
ROD BRIND'AMOUR	59	19	32	51	38	6	0	4	
MATT CULLEN	59	13	36	49	32	8	0	1	
CORY STILLMAN	55	21	25	46	14	10	0	6	
SERGEI SAMSONOV	38	14	18	32	10	3	0	2	
SCOTT WALKER	58	14	18	32	115	4	2	4	
JUSTIN WILLIAMS	37	9	21	30	43	2	0	0	
JEFF HAMILTON	58	9	15	24	10	7	0	1	
CHAD LAROSE	58	11	12	23	46	0	1	2	
FRANTISEK KABERLE	80	0	22	22	30	0	0	0	
JOSEPH CORVO	23	7	14	21	8	5	0	2	
TIM GLEASON	80	3	16	19	84	0	0	0	
ANDREW LADD	43	9	9	18	31	0	0	1	
TREVOR LETOWSKI	75	9	9	18	30	0	1	1	
BRET HEDICAN	66	2	15	17	70	0	0	0	
DENNIS SEIDENBERG	47	0	15	15	18	0	0	0	
KEITH AUCCOIN	38	5	8	13	10	0	0	0	
MIKE COMMODORE	41	3	9	12	74	0	0	0	
TUOMO RUUTU	17	4	7	11	16	3	0	0	
NICLAS WALLIN	66	2	6	8	54	0	0	0	
GLEN WESLEY	78	1	7	8	52	0	0	1	
RYAN BAYDA	31	3	3	6	28	0	0	0	
CRAIG ADAMS	40	2	3	5	34	0	0	0	
PATRICK EAVES	11	1	4	5	4	1	0	0	
TIM CONBOY*	19	0	5	5	60	0	0	0	
CASEY BORER*	11	1	2	3	4	0	0	0	
DAVID TANABE	18	1	2	3	8	0	0	0	
WADE BROOKBANK	32	1	1	2	76	0	0	0	
JOE JENSEN*	6	1	0	1	2	0	0	1	
BRANDON NOLAN*	6	0	1	1	0	0	0	0	
JOHN GRAHAME	17	0	1	1	4	0	0	0	
CAM WARD	69	0	1	1	4	0	0	0	
JOEY MORMINA*	1	0	0	0	0	0	0	0	
MICHAEL LEIGHTON	3	0	0	0	0	0	0	0	

PLAYER	GP	GOALTENDING				W-L-OT
		MIN	GA	GAA	SO	
MICHAEL LEIGHTON	3	158	7	2.66	0	1-1-0
CAM WARD	69	3930	180	2.75	4	37-25-5
JOHN GRAHAME	17	848	53	3.75	0	5-7-1

SEASON HIGHLIGHTS

- Forward Eric Staal becomes the sixth-fastest player in franchise history (268 games) to score 100 goals when he beats Johan Holmqvist in a 4-3 win vs. TB – November 23, 2007.
- Eric Staal represents the Eastern Conference at the NHL All-Star Game in Atlanta. Staal is named the Game's Most Valuable Player with two goals and an assist on Marc Savard's game-winner, helping the Eastern Conference to an 8-7 win. It marks the first All-Star Game MVP for a player in franchise history – January 27, 2008.
- Defenseman Glen Wesley passes Tim Horton (1,446) on the NHL's all-time games played list for defensemen – March 12, 2008.
- Glen Wesley announces his retirement as a player and is named director of defenseman development. President/General Manager Jim Rutherford announces that Wesley's No. 2 jersey would be retired to the RBC Center rafters – June 5, 2008.

2006-07 IN REVIEW

CLOSING GAME ROSTER vs. Florida Panthers (home 4/7/07)

2	Glen Wesley	D	12	Eric Staal	C	26	Erik Cole	LW	59	Chad LaRose	RW
4	Dennis Seidenberg	D	13	Ray Whitney	LW	27	Craig Adams	RW	61	Cory Stillman	LW
5	Frantisek Kaberle	D	16	Andrew Ladd	LW	28	Andrew Hutchinson	D	63	Josef Vasicek	C
6	Bret Hedican (injured)	D	17	Rod Brind'Amour	C	30	Cam Ward	G	77	Anson Carter (scratch)	RW
7	Niclas Wallin	D	19	Trevor Letowski	RW	45	David Tanabe	D			
8	Tim Gleason (injured)	C	22	Mike Commodore	D	47	John Grahame	G			
11	Justin Williams	RW	24	Scott Walker	RW	48	Anton Babchuk (scratch)	D			

FINAL DIVISION STANDINGS

	GP	W	L	OT	GF	GA	PTS
ATLANTA	82	43	28	11	246	245	97
TAMPA BAY	82	44	33	5	253	261	93
CAROLINA*	82	40	34	8	241	253	88
FLORIDA	82	35	31	16	247	257	86
WASHINGTON	82	28	40	14	235	286	70

*Did not make playoffs.

COMPLETE RESULTS (*Overtime **Shootout)

DATE	W/L	SCORE	OPP.	DATE	W/L	SCORE	OPP.
10/4	OT	2-3**	BUF	1/2	L	0-3	PIT
10/6	L	0-4	NJ	1/4	L	0-2	PHX
10/7	L	2-5	at WSH	1/6	W	4-2	NYI
10/11	L	3-6	at FLA	1/9	W	4-1	at TOR
10/13	W	4-3	at ATL	1/11	W	6-4	FLA
10/14	W	5-1	at PIT	1/13	OT	3-4**	ATL
10/16	W	5-1	at TB	1/16	W	3-2*	at FLA
10/20	L	4-5	at BUF	1/18	L	2-5	WSH
10/21	OT	3-4*	at NYI	1/20	OT	5-6**	TB
10/25	W	5-4*	ATL	1/26	W	6-2	WSH
10/26	L	1-5	at TB	1/27	L	3-7	at WSH
10/28	W	6-4	TB	1/30	L	1-4	TOR
11/1	W	5-2	at ATL	2/1	L	0-4	TB
11/2	L	0-4	MTL	2/3	OT	3-4*	BOS
11/4	W	3-2	at OTT	2/6	W	2-1	at MTL
11/7	OT	2-3**	at NJ	2/8	W	5-2	at BOS
11/9	W	5-0	WSH	2/10	L	4-5	at MIN
11/11	W	6-2	PIT	2/13	W	2-1	LA
11/13	L	4-7	BUF	2/15	L	1-4	NYR
11/15	W	2-1	NYR	2/17	W	5-3	at MTL
11/17	W	4-1	at WSH	2/20	L	1-3	ATL
11/18	W	5-4	DAL	2/22	W	3-2*	PHI
11/21	L	0-4	at NYR	2/24	W	4-1	at ATL
11/22	L	2-4	at NYI	2/27	L	2-4	OTT
11/24	W	5-1	at BOS	2/28	L	0-2	at OTT
11/28	L	1-4	OTT	3/2	W	3-2	PIT
11/30	W	4-2	MTL	3/4	L	1-3	at ATL
12/2	W	5-2	BOS	3/9	W	3-0	at WSH
12/5	L	0-3	at CGY	3/11	L	1-2**	at NYR
12/6	L	1-3	at EDM	3/13	W	3-1	FLA
12/8	OT	3-4*	at VAN	3/15	L	2-3	NJ
12/11	L	2-5	at COL	3/17	W	7-2	at NJ
12/15	L	3-4	TOR	3/22	W	4-3	WSH
12/16	W	3-2	at TB	3/24	W	6-4	SJ
12/19	W	2-1	at PHI	3/27	L	1-6	at TOR
12/22	W	5-1	NYI	3/28	L	1-5	at PHI
12/23	W	3-2*	at FLA	3/30	L	2-4	TB
12/26	W	4-2	FLA	4/1	W	4-3*	at FLA
12/28	L	1-4	at BUF	4/3	L	2-3	at TB
12/29	W	4-2	ANA	4/6	L	1-4	ATL
12/31	L	2-5	PHI	4/7	W	5-4*	FLA

MAJOR TRADES

9/29/06 – Acquired forward Eric Belanger and defenseman Tim Gleason from LA in exchange for the rights to defenseman Jack Johnson and defenseman Oleg Tverdokvsky.

1/08/07 – Acquired defenseman Dennis Seidenberg from PHX in exchange for forward Kevyn Adams.

2/09/07 – Acquired forward Josef Vasicek from NSH in exchange for forward Eric Belanger.

2/23/07 – Acquired forward Anson Carter from CBJ in exchange for a 2008 fifth-round draft pick.

FINAL STATISTICS (Hurricanes games only)

PLAYER	SCORING						
	GP	G	A	PTS	PIM	PP	SH
RAY WHITNEY	81	32	51	83	46	6	0
ROD BRIND'AMOUR	78	26	56	82	46	9	2
ERIC STAAL	82	30	40	70	68	12	1
JUSTIN WILLIAMS	82	33	34	67	73	12	2
ERIK COLE	71	29	32	61	76	9	0
SCOTT WALKER	81	21	30	51	45	6	0
MIKE COMMODORE	82	7	22	29	113	0	2
CORY STILLMAN	43	5	22	27	24	1	0
ANDREW LADD	65	11	10	21	46	2	0
ERIC BELANGER	56	8	12	20	14	3	0
CHAD LAROSE	80	6	12	18	10	0	2
DAVID TANABE	60	5	12	17	44	2	0
CRAIG ADAMS	82	7	7	14	54	0	1
ANDREW HUTCHINSON	41	3	11	14	30	2	0
ANTON BABCHUK	52	2	12	14	30	0	0
GLEN WESLEY	68	1	12	13	56	0	1
NICLAS WALLIN	67	2	8	10	48	0	0
BRET HEDICAN	50	0	10	10	36	0	0
JOSEF VASICEK	25	2	7	9	22	0	0
FRANTISEK KABERLE	27	2	6	8	20	1	0
TREVOR LETOWSKI	61	2	6	8	18	0	0
TIM GLEASON	57	2	4	6	57	1	0
DENNIS SEIDENBERG	20	1	5	6	2	0	0
KEVYN ADAMS	35	2	2	4	17	0	1
JOHN GRAHAME	28	0	3	3	2	0	0
RYAN BAYDA	9	1	1	2	2	0	0
KEITH AUCOIN	8	0	1	1	0	0	0
ANSON CARTER	10	1	0	1	2	1	0
CAM WARD	60	0	1	1	6	0	0
DAVID GOVE	1	0	0	0	0	0	0

PLAYER	GOALTENDING				
	GP	MIN	GA	GAA	SO
JOHN GRAHAME	28	1515	72	2.85	0
CAM WARD	60	3422	167	2.93	2

SEASON HIGHLIGHTS

- The Hurricanes open the season against their 2006 Eastern Conference Finals opponent, Buffalo, and raise their 2006 Stanley Cup Champions banner to the RBC Center's rafters in front of an overflow crowd of 18,840 – October 4, 2006.
- Hurricanes goaltender Cam Ward records his first NHL regular-season shutout as Carolina scores a 5-0 win vs. Washington – November 9, 2006.
- Hurricanes forwards Eric Staal and Justin Williams represent the Eastern Conference at the NHL All-Star Game in Dallas, each notching a goal. It marks the first time since 1999 that two members of the Hurricanes have gone to an All-Star Game – January 24, 2007.
- Ray Whitney sets a franchise record scoring three even-strength goals in a 1:40 span in the second period of Carolina's 5-2 win at Boston. The feat marks the fastest three even-strength goals in the NHL since Bill Mosienko scored three times in :21 in his Blackhawks' 7-6 win at NY Rangers, March 23, 1952 – February 8, 2007.
- Hurricanes establish a new single-season attendance record of more than 650,000 fans when they host an overflow crowd of 18,763 against San Jose. Carolina finishes the season having hosted 712,861 fans in its 41 home games, an average of 17,387 fans per game and 93.3% of the RBC Center's capacity – March 24, 2007.
- Rod Brind'Amour wins the Frank J. Selke Trophy at the NHL Awards in Toronto – June 14, 2007.

CLOSING GAME ROSTER vs. *Buffalo Sabres (home 4/18/06)*

2 Glen Wesley	D	12 Eric Staal	C	24 Andrew Hutchinson (scratch)	D	59 Chad LaRose	RW
4 Aaron Ward	D	13 Ray Whitney (injured)	LW	26 Erik Cole (injured)	LW	61 Cory Stillman	LW
5 Frantisek Kaberle	D	14 Kevyn Adams	C	27 Craig Adams	RW	63 Josef Vasicek	C
6 Bret Hedican	D	16 Andrew Ladd (scratch)	LW	29 Martin Gerber	G	70 Oleg Tverdovsky	D
7 Niclas Wallin	D	17 Rod Brind'Amour	C	30 Cam Ward	G		
8 Matt Cullen	C	18 Mark Recchi	RW	39 Doug Weight	C		
11 Justin Williams	RW	22 Mike Commodore	D	48 Anton Babchuk (scratch)	D		

FINAL DIVISION STANDINGS

	GP	W	L	OT	GF	GA	PTS
CAROLINA*	82	52	22	8	294	260	112
TAMPA BAY	82	43	33	6	252	260	92
ATLANTA	82	41	33	8	281	275	90
FLORIDA	82	37	34	11	240	257	85
WASHINGTON	82	29	41	12	237	306	70

*Def. Montreal in Eastern Conference Quarterfinals, 4-2; Def. New Jersey in Eastern Conference Semifinals, 4-1; Def. Buffalo in Eastern Conference Finals, 4-3; Def. Edmonton in Stanley Cup Final 4-3.

COMPLETE RESULTS (*Overtime **Shootout)

DATE	W/L	SCORE	OPP.	DATE	W/L	SCORE	OPP.
10/5	L	2-5	at TB	1/10	W	3-2	DET
10/7	W	3-2**	PIT	1/13	W	5-4*	NSH
10/8	L	2-3	at NYI	1/15	W	4-2	STL
10/12	W	7-2	WSH	1/17	W	4-3**	at PHI
10/15	W	6-1	at NJ	1/19	W	4-3	NYI
10/20	OT	4-5*	at TOR	1/21	L	2-5	at WSH
10/22	W	4-0	at WSH	1/23	W	7-3	MTL
10/24	W	3-2	OTT	1/25	W	4-3**	at FLA
10/26	W	4-3*	BOS	1/26	W	5-1	at ATL
10/28	W	8-6	PHI	1/28	W	4-1	ATL
10/29	W	5-3	at PIT	1/31	W	8-2	at MTL
11/3	W	4-3	TOR	2/3	L	0-3	at NJ
11/5	W	2-0	FLA	2/5	W	4-3**	at BOS
11/9	W	5-3	at BUF	2/9	L	3-5	at TB
11/11	W	1-0	at FLA	2/10	L	3-4	PIT
11/12	L	0-9	ATL	2/12	W	4-3**	BUF
11/15	W	2-1	at OTT	3/1	W	4-3	BOS
11/17	W	5-1	NYR	3/3	W	5-2	FLA
11/19	L	3-4	at NYR	3/4	W	7-5	at PIT
11/20	L	2-5	TB	3/6	W	2-1	at NYR
11/22	L	3-5	OTT	3/8	OT	2-3**	at PHI
11/25	W	4-3**	TOR	3/10	L	3-5	at FLA
11/27	L	2-5	ATL	3/11	OT	3-4*	at FLA
11/29	W	4-3*	at ATL	3/14	W	5-3	NYR
12/2	OT	4-5**	at DAL	3/16	W	5-1	at MTL
12/3	L	4-8	at PHX	3/18	L	2-4	at BOS
12/6	W	6-2	at ANA	3/21	L	2-3	at TOR
12/8	W	3-2	at LA	3/22	W	4-3	at BUF
12/10	L	3-4	at SJ	3/25	L	1-3	WSH
12/13	W	5-3	CHI	3/27	W	2-1	TB
12/15	W	2-1	CBJ	3/29	L	1-5	WSH
12/17	W	4-1	NJ	3/31	W	3-2	FLA
12/20	W	6-4	TB	4/1	L	2-5	at ATL
12/23	W	4-3	FLA	4/3	W	6-5*	WSH
12/26	OT	4-5*	at TB	4/5	W	4-3**	at WSH
12/28	L	2-6	at OTT	4/7	W	4-3	at WSH
12/29	OT	3-4*	PHI	4/8	L	2-5	at ATL
12/31	W	5-3	MTL	4/11	OT	3-4*	NJ
1/4	W	4-3	ATL	4/14	W	5-4**	TB
1/6	W	4-1	NYI	4/15	OT	2-3*	at TB
1/7	W	3-0	at NYI	4/18	L	0-4	BUF

MAJOR TRADES

7/29/05 – Acquired defenseman Mike Commodore from CGY in exchange for a third-round pick in 2005.

1/20/06 – Acquired defenseman Anton Babchuk and a fourth-round pick in 2007 from CHI in exchange for defenseman Danny Richmond and a fourth-round pick in 2006.

1/30/06 – Acquired forward Doug Weight and defenseman Erkki Rajamaki from STL in exchange for forwards Jesse Boulerice, Mike Zigomanis and Magnus Kahnberg, CAR's first-round pick in 2006, TOR's fourth-round pick in 2006 and CHI's fourth-round pick in 2007.

3/09/06 – Acquired forward Mark Recchi from PIT in exchange for forwards Niklas Nordgren, Krystofer Kolanos and Carolina's second-round pick in 2007.

FINAL STATISTICS (Hurricanes games only)

PLAYER	SCORING (*Rookies)						
	GP	G	A	PTS	PIM	PP	SH
ERIC STAAL	82	45	55	100	81	19	4
JUSTIN WILLIAMS	82	31	45	76	60	8	4
CORY STILLMAN	72	21	55	76	32	10	0
ROD BRIND'AMOUR	78	31	39	70	68	19	2
ERIK COLE	60	30	29	59	54	3	3
RAY WHITNEY	63	17	38	55	42	12	0
MATT CULLEN	78	25	24	49	40	8	0
FRANTISEK KABERLE	77	6	38	44	46	1	0
BRET HEDICAN	74	5	22	27	58	2	1
AARON WARD	71	6	19	25	62	0	0
KEVYN ADAMS	82	15	8	23	36	0	2
OLEG TVERDOVSKY	72	3	20	23	37	0	0
CRAIG ADAMS	67	10	11	21	51	1	1
DOUG WEIGHT	23	4	9	13	25	2	0
MIKE COMMODORE	72	3	10	13	138	0	0
CHAD LAROSE*	49	1	12	13	35	0	0
ANDREW LADD*	29	6	5	11	4	3	0
ANDREW HUTCHINSON*	36	3	8	11	18	2	0
GLEN WESLEY	64	2	8	10	46	0	0
JOSEF VASICEK	23	4	5	9	8	0	0
NICLAS WALLIN	50	4	4	8	42	0	0
MARK RECCHI	20	4	3	7	12	2	0
NIKLAS NORDGREN	43	4	2	6	30	0	0
ANTON BABCHUK*	22	3	2	5	6	2	0
RADIM VRBATA	16	2	3	5	6	1	0
CAM WARD*	28	0	2	2	0	0	0
MARTIN GERBER	60	0	2	2	4	0	0
MIKE ZIGOMANIS	21	1	0	1	4	0	0
DAVID GOVE	1	0	1	1	0	0	0
KEITH AUCOIN	7	0	1	1	4	0	0
DANNY RICHMOND	10	0	1	1	7	0	0
JESSE BOULERICE	26	0	0	0	51	0	0

PLAYER	GOALTENDING				SO	W-L-OT
	GP	MIN	GA	GAA		
MARTIN GERBER	60	3493	162	2.78	3	38-14-6
CAM WARD	28	1484	91	3.68	0	14-8-2

SEASON HIGHLIGHTS

- NHL Board of Governors ratifies new six-year Collective Bargaining Agreement with the NHL Players' Association – July 22, 2005.
- Carolina wins its ninth straight game, marking the second nine-game win streak of the season and in franchise history. Carolina becomes just the fifth team in NHL history to post two win streaks of nine games or more in a single season – January 19, 2006.
- Hurricanes win 8-2 at Montreal for their 13th win in January and become the seventh team in NHL history to win 13 games in a month – January 31, 2006.
- Hurricanes clinch their third Southeast Division title with a 3-2 win against Florida. Carolina would go on to a 55-22-8 record, finishing second in the Eastern Conference and setting franchise highs for wins and points (112) in a season – March 31, 2006.
- Cory Stillman scores 1:19 into overtime at Montreal to advance Carolina into the Eastern Conference Semifinals – May 2, 2006.
- Cam Ward earns his first NHL shutout as Carolina wins 6-0 in Game 1 of the Eastern Conference Semifinals. Hurricanes would go on to win series 4-1 – May 5, 2006.
- Carolina defeats Buffalo 4-2 in Game 7 of the Eastern Conference Finals to advance to its second Stanley Cup Final – June 1, 2006.
- Justin Williams' empty-net goal with 1:01 remaining secures the Hurricanes' 3-1 win in Game 7 of the Stanley Cup Final against Edmonton and gives the franchise its first Stanley Cup championship – June 19, 2006.

2003-04 IN REVIEW

CLOSING GAME ROSTER vs. Florida Panthers (away 4/4/04)

1	Arturs Irbe	G	15	Marty Murray	C	25	Bruno St. Jacques	D	62	Jaroslav Svoboda	LW
2	Glen Wesley	D	14	Kevyn Adams	C	26	Erik Cole	LW	63	Josef Vasicek	C
4	Aaron Ward	D	17	Rod Brind'Amour	C	27	Craig Adams	RW	80	Kevin Weekes	G
6	Bret Hedican	D	18	Mike Zigomanis	C	36	Jesse Boulerice	RW	92	Jeff O'Neill	C
7	Niclas Wallin	D	19	Radim Vrbata	RW	38	Allan Rourke	D			
11	Justin Williams	RW	22	Sean Hill	D	47	Brad Fast	D			
12	Eric Staal	C	23	Pavel Brendl	RW	52	Damian Surma	C			

FINAL DIVISION STANDINGS

	GP	W	L	T	OTL	GF	GA	PTS
TAMPA BAY	82	46	22	8	6	245	192	106
ATLANTA	82	33	37	8	4	214	243	78
CAROLINA*	82	28	34	14	6	172	209	76
FLORIDA	82	28	35	15	4	188	221	75
WASHINGTON	82	23	46	10	3	186	253	59

*Did not make playoffs.

COMPLETE RESULTS (*Overtime)

DATE	W/L	SCORE	OPP.	DATE	W/L	SCORE	OPP.
10/9	L	1-3	at FLA	1/9	L	1-4	at WSH
10/11	L	1-2	NJ	1/11	T	2-2*	OTT
10/13	T	2-2*	FLA	1/15	L	4-5	at TB
10/18	T	2-2*	at NYR	1/16	W	4-3	at ATL
10/22	T	1-1*	at PIT	1/18	L	2-5	ATL
10/23	W	2-0	at BOS	1/20	L	1-3	OTT
10/25	T	4-4*	at PHI	1/21	W	2-1	at NJ
10/28	W	3-0	SJ	1/23	L	2-3	NYI
10/30	L	1-4	at NYR	1/25	L	2-4	BUF
11/1	L	3-4	at TB	1/27	W	2-0	at TOR
11/2	L	1-2	TOR	1/29	L	3-5	WSH
11/6	W	6-3	NYR	1/31	T	4-4*	at DET
11/8	W	3-2*	LA	2/3	L	1-3	at COL
11/9	T	1-1*	TB	2/4	L	2-3	at ANA
11/12	L	1-7	at WSH	2/12	T	3-3*	WSH
11/13	W	5-1	ATL	2/14	L	1-4	at NJ
11/15	L	1-2	WSH	2/16	W	3-1	FLA
11/18	T	2-2*	PHI	2/19	OTL	1-2*	TOR
11/20	L	6-1	at OTT	2/21	T	3-3*	BOS
11/21	L	0-5	at BUF	2/23	W	2-1	at TOR
11/23	T	0-0*	TB	2/25	W	2-1	at WSH
11/26	W	2-0	at NYI	2/28	OTL	0-1	at MTL
11/28	L	2-4	at PHI	2/29	T	3-3	at MIN
11/29	W	4-3	PIT	3/2	L	0-3	CBJ
12/3	OTL	1-2*	NSH	3/5	W	3-2*	at ATL
12/5	T	1-1*	MTL	3/6	L	1-4	NJ
12/6	L	1-3	at MTL	3/8	W	4-1	at CBJ
12/9	W	3-2	at EDM	3/10	L	2-4	TB
12/11	L	1-0	at CGY	3/12	W	4-2	ATL
12/14	OTL	1-2*	at VAN	3/13	W	5-1	at TB
12/18	W	2-1*	PIT	3/15	OTL	0-1*	at ATL
12/20	W	2-1	at BOS	3/17	W	3-2	at CHI
12/22	L	1-3	DAL	3/19	OTL	3-4*	at PIT
12/26	L	1-3	at BUF	3/20	W	3-2*	at OTT
12/27	W	2-1*	MTL	3/23	L	2-4	PHI
12/29	W	2-1	BUF	3/25	W	3-2	FLA
12/31	L	1-3	ANA	3/27	W	3-2	at NYI
1/2	L	1-4	DET	3/29	L	1-3	at FLA
1/4	L	0-3	PHX	3/30	L	2-3	BOS
1/6	W	2-0	STL	4/2	L	4-6	NYI
1/8	W	3-2	NYR	4/4	T	6-6*	at FLA

MAJOR TRADES

1/20/04 – Acquired forward Justin Williams from PHI in exchange for defenseman Danny Markov.
2/20/04 – Acquired defenseman Chris Behan and WSH's third-round pick in 2004 from COL in exchange for defenseman Bob Boughner.
3/09/04 – Traded forward Ron Francis to TOR for a fourth-round draft pick in 2005.
6/16/04 – Traded goaltender Arturs Irbe to CBJ in exchange for future considerations.
6/18/04 – Acquired goaltender Martin Gerber from ANA in exchange for defenseman Tomas Malec and a third-round pick in the 2004 Entry Draft.

FINAL STATISTICS (Hurricanes games only)

PLAYER	GP	SCORING (*Rookies)				PIM	PP	SH	GW	GT
		G	A	PTS						
JOSEF VASICEK	82	19	26	45	60	6	0	5	0	
ERIK COLE	80	18	24	42	93	2	2	3	1	
SEAN HILL	80	13	26	39	84	6	0	1	0	
ROD BRIND'AMOUR	78	12	26	38	28	1	0	1	0	
JEFF O'NEILL	67	14	20	34	60	7	0	4	0	
ERIC STAAL*	81	11	20	31	40	2	1	3	0	
RON FRANCIS	68	10	20	30	14	5	0	1	2	
RADIM VRBATA	80	12	13	25	24	4	0	2	0	
BRET HEDICAN	81	7	17	24	64	2	0	3	0	
KEVYN ADAMS	73	10	12	22	43	0	5	1	0	
JUSTIN WILLIAMS	35	5	13	18	32	1	0	0	0	
CRAIG ADAMS	80	7	10	17	69	0	1	0	0	
DANNY MARKOV	44	4	10	14	37	2	0	1	0	
MARTY MURRAY	66	5	7	12	8	0	0	0	1	
NICLAS WALLIN	57	3	7	10	51	0	0	0	1	
PAVEL BRENDL	18	5	3	8	8	1	0	1	1	
AARON WARD	49	3	5	8	37	2	0	0	0	
JESSE BOULERICE	76	6	1	7	127	0	0	0	1	
RYAN BAYDA*	44	3	3	6	22	0	0	1	0	
GLEN WESLEY	74	0	6	6	32	0	0	0	0	
BOB BOUGHNER	43	0	5	5	80	0	0	0	0	
JAROSLAV SVOBODA	33	3	1	4	6	0	0	1	0	
ALLAN ROURKE*	25	1	2	3	22	0	0	0	0	
MIKE ZIGOMANIS*	17	0	3	3	2	0	0	0	0	
BRUNO ST. JACQUES	35	0	2	2	31	0	0	0	0	
BRAD FAST*	1	1	0	1	0	0	0	0	1	
DAMIAN SURMA*	1	0	1	1	0	0	0	0	0	
JOEY TETARENKO	2	0	0	0	0	0	0	0	0	
BRETT LYSAK*	2	0	0	0	2	0	0	0	0	
TOMAS MALEC	2	0	0	0	2	0	0	0	0	
TOMAS KURKA*	3	0	0	0	0	0	0	0	0	
ARTURS IRBE	10	0	0	0	2	0	0	0	0	
JAMIE STORR	14	0	0	0	0	0	0	0	0	
KEVIN WEEKES	66	0	0	0	6	0	0	0	0	

PLAYER	GP	GOALTENDING				W-L-T
		MIN	GA	GAA	SO	
KEVIN WEEKES	51	3765	146	2.33	6	23-30-11
ARTURS IRBE	10	564	23	2.45	0	5-2-1
JAMIE STORR	14	660	32	2.91	0	0-8-2

SEASON HIGHLIGHTS

- The Hurricanes name Peter Laviolette as the franchise's 11th head coach. Kevin McCarthy is retained as an assistant coach and former Carolina player Jeff Daniels is also named an assistant coach. Paul Maurice, Randy Ladouceur and Don Edwards are relieved of their coaching duties – December 15, 2003.
- Kevyn Adams breaks the franchise record for shorthanded goals in a season (5) – March 5, 2004.
- The Hurricanes host the NHL Entry Draft at the RBC Center, drawing 15,672 fans for day one—the largest draft crowd in over a decade. Carolina trades the eighth overall pick and a second-round pick for the fourth overall selection, taking top-rated North American skater Andrew Ladd – June 26-27, 2004.
- NHL Commissioner Gary Bettman confirms that NHL teams will not play until the Collective Bargaining Agreement is replaced, delaying the 2004-05 season (officially canceled on February 16, 2005) – September 15, 2004.

CLOSING GAME ROSTER vs. NY Islanders (home 4/6/03)

1 Arturs Irbe	G	17 Rod Brind'Amour	C
4 Aaron Ward	D	19 Radim Vrbata	RW
6 Bret Hedican	D	20 Jan Hlavac	LW
7 Niclas Wallin	D	21 David Tanabe	D
10 Ron Francis	C	22 Sean Hill	D
11 Jeff Daniels	LW	25 Bruno St. Jacques	D
12 Craig MacDonald	C	26 Erik Cole	LW
14 Kevyn Adams	C	27 Craig Adams	RW

30 Patrick DesRochers	G	62 Jaroslav Svoboda	LW
36 Jesse Boulerice	RW	63 Josef Vasicek	C
37 Tomas Kurka	LW	71 Tomas Malec	D
39 Brad DeFauw	LW	80 Kevin Weekes	G
42 Jeff Heerema	RW	92 Jeff O'Neill	C
46 Mike Zigomanis	C		
47 Ryan Bayda	LW		
55 Pavel Brendl	RW		

FINAL DIVISION STANDINGS

	GP	W	L	T	OTL	GF	GA	PTS
TAMPA BAY	82	36	25	16	5	219	210	93
WASHINGTON	82	39	29	8	6	224	220	92
ATLANTA	82	31	39	7	5	226	284	74
FLORIDA	82	24	36	13	9	176	237	70
CAROLINA*	82	22	43	11	6	171	240	61

*Did not make playoffs.

FINAL STATISTICS (Hurricanes games only)

SCORING (*Rookies)										
PLAYER	GP	G	A	PTS	PIM	PP	SH	GW	GT	
JEFF O'NEILL	82	30	31	61	38	11	0	7	2	
RON FRANCIS	82	22	35	57	30	8	1	1	0	
ROD BRIND'AMOUR	48	14	23	37	37	7	1	0	0	
SEAN HILL	82	5	24	29	141	1	0	0	0	
ERIK COLE	53	14	13	27	72	6	2	3	0	
JAN HLAVAC	52	9	15	24	22	6	0	1	1	
JOSEF VASICEK	57	10	10	20	33	4	0	1	0	
BATES BATTAGLIA	70	5	14	19	90	0	1	1	0	
KEVYN ADAMS	77	9	9	18	57	0	0	0	0	
SAMI KAPANEN	43	6	12	18	12	3	0	1	1	
CRAIG ADAMS	81	6	12	18	71	1	0	1	0	
BRET HEDICAN	72	3	14	17	75	1	0	1	0	
RYAN BAYDA*	25	4	10	14	16	0	0	1	0	
JAROSLAV SVOBODA*	48	3	11	14	32	1	0	0	0	
DAVID TANABE	68	3	10	13	24	2	0	0	0	
NICLAS WALLIN	77	2	8	10	71	0	0	2	0	
AARON WARD	77	3	6	9	90	0	0	1	0	
GLEN WESLEY	63	1	7	8	40	1	0	0	0	
BRUNO ST. JACQUES*	18	2	5	7	12	0	0	0	0	
RADIM VRBATA	10	5	0	5	2	3	0	0	0	
TOMAS KURKA*	14	3	2	5	2	0	0	0	0	
CRAIG MACDONALD	35	1	3	4	20	0	0	0	0	
JEFF DANIELS	59	0	4	4	8	0	0	0	0	
BRAD DEFAUW*	9	3	0	3	2	1	0	1	0	
JEFF HEEREMA*	10	3	0	3	2	1	0	0	0	
MIKE ZIGOMANIS*	19	2	1	3	0	1	1	0	0	
JESSE BOULERICE*	48	2	1	3	108	0	0	0	1	
TOMAS MALEC*	41	0	2	2	43	0	0	0	0	
MAREK MALIK	10	0	2	2	16	0	0	0	0	
DAMIAN SURMA*	1	1	0	1	0	0	0	0	0	
PAVEL BRENDL*	8	0	1	1	2	0	0	0	0	
HAROLD DRUKEN	14	0	1	1	2	0	0	0	0	
DARREN LANGDON	9	0	0	0	16	0	0	0	0	
TOMMY WESTLUND	3	0	0	0	0	0	0	0	0	
MIKE WATT	5	0	0	0	0	0	0	0	0	
STEVE HALKO	6	0	0	0	0	0	0	0	0	
PATRICK DESROCHERS*	2	0	0	0	0	0	0	0	0	
ARTURS IRBE	34	0	0	0	4	0	0	0	0	
KEVIN WEEKES	51	0	0	0	2	0	0	0	0	

COMPLETE RESULTS (*Overtime)

DATE	W/L	SCORE	OPP.	DATE	W/L	SCORE	OPP.
10/9	L	1-4	NYR	1/8	L	1-5	at NYR
10/11	W	5-3	ATL	1/10	L	1-4	WSH
10/12	L	1-5	at TB	1/12	OTL	2-3*	COL
10/15	OTL	1-2*	at STL	1/15	L	0-2	PIT
10/17	L	1-2	WSH	1/17	L	1-2	NJ
10/19	W	3-1	NJ	1/18	L	2-5	at NJ
10/22	W	4-1	at NYI	1/20	L	3-5	STL
10/23	L	1-4	at OTT	1/22	L	3-5	at WSH
10/26	T	3-3*	CHI	1/24	W	3-1	FLA
10/29	W	2-1	at NJ	1/25	OTL	2-3*	at FLA
10/30	W	4-2	NYI	1/29	L	2-3	TOR
11/1	T	2-2*	MTL	1/30	L	1-3	at TB
11/5	OTL	1-2*	PHI	2/5	L	2-6	at SJ
11/7	W	2-0	BUF	2/7	L	2-8	at LA
11/9	W	3-2	PIT	2/9	L	1-2	at COL
11/12	W	3-2	PHX	2/11	OTL	1-2*	at DAL
11/15	T	1-1*	PHI	2/14	W	3-1	WSH
11/17	OTL	1-2*	TB	2/15	T	2-2*	at PHI
11/19	T	4-4*	OTT	2/18	L	3-4	at TOR
11/21	L	1-3	at BOS	2/19	T	1-1*	BOS
11/23	W	7-3	at MTL	2/21	T	2-2*	TB
11/25	L	1-3	at NYR	2/23	L	0-4	ANA
11/27	L	2-3	VAN	2/26	L	2-4	at PHX
11/29	W	6-4	DET	3/1	L	1-4	at TOR
11/30	W	4-2	at CBJ	3/2	L	0-2	at WSH
12/3	W	2-1	at NSH	3/4	L	2-4	BOS
12/4	L	2-4	at FLA	3/6	W	4-0	at PIT
12/6	L	0-2	FLA	3/7	W	1-0	MIN
12/7	L	2-5	at OTT	3/10	W	6-5	CBJ
12/11	L	1-4	at EDM	3/12	W	3-2*	at BUF
12/12	W	4-3	at CGY	3/13	L	3-5	at PHI
12/15	L	1-2	at MIN	3/15	T	0-0*	LA
12/18	T	1-1*	TB	3/18	L	5-6	OTT
12/20	W	3-2*	at ATL	3/22	L	3-5	at MTL
12/22	W	1-0	DAL	3/25	T	3-3*	TOR
12/27	L	3-5	ATL	3/26	L	1-5	at ATL
12/28	L	0-3	at NYI	3/29	L	1-3	BUF
12/31	L	0-2	NYR	3/31	L	0-4	MTL
1/3	L	3-6	at BUF	4/2	L	2-3	at PIT
1/4	W	4-2	at BOS	4/4	L	1-4	at FLA
1/7	T	3-3*	at ATL	4/6	L	1-2	NYI

MAJOR TRADES

11/01/02 – Acquired forwards Jan Hlavac and Harold Druken from VAN in exchange for forward Darren Langdon and defenseman Marek Malik.

2/07/03 – Acquired forward Pavel Brendl and defenseman Bruno St. Jacques from PHI in exchange for forward Sami Kapanen and defenseman Ryan Bast.

3/09/03 – Acquired a second-round pick in 2004 from TOR in exchange for defenseman Glen Wesley.

3/11/03 – Acquired forward Radim Vrbata from COL in exchange for forward Bates Battaglia.

SEASON HIGHLIGHTS

- A 20-year agreement with RBC Centura is announced to rename the Entertainment & Sports Arena as the RBC Center – September 19, 2002.
- Ron Francis plays in his 1,616th career NHL game, a 5-2 loss at New Jersey, moving past Larry Murphy (1,615) and into sole possession of third place on the NHL's all-time games played list – January 18, 2003.
- Damian Surma scores his first career NHL goal in his first game, becoming the fifth Hurricane to accomplish that feat during the 2002-03 season (Jeff Heerema, Tomas Kurka, Mike Zigomanis, Brad DeFauw). Surma was the eighth and final Hurricane to score his first NHL goal during the season – March 18, 2003.
- The Hurricanes set a new single-season attendance record, breaking the franchise mark set the previous season. In total, 642,973 fans attend games at the RBC Center during the 2002-03 hockey season – April 6, 2003.

2001-02 IN REVIEW

CLOSING GAME ROSTER vs. Atlanta Thrashers (away 4/14/02)

1	Arturs Irbe	G	11	Jeff Daniels	LW	22	Sean Hill	D	62	Jaroslav Svoboda	LW
2	Glen Wesley	D	12	Craig MacDonald	C	23	Martin Gelinas	LW	63	Josef Vasicek	C
4	Aaron Ward	D	13	Bates Battaglia	LW	24	Sami Kapanen	RW	80	Kevin Weekes	G
5	Marek Malik	D	14	Kevyn Adams	C	26	Erik Cole	LW	92	Jeff O'Neill	C
6	Bret Hedican	D	16	Tommy Westlund	RW	27	Craig Adams	RW			
7	Niclas Wallin	D	17	Rod Brind'Amour	C	45	David Tanabe	D			
10	Ron Francis	C	20	Darren Langdon	LW	48	Nikos Tselios	D			

FINAL DIVISION STANDINGS

	GP	W	L	T	OTL	GF	GA	PTS
CAROLINA*	82	35	26	16	5	217	217	91
WASHINGTON	82	36	33	11	2	228	240	85
TAMPA BAY	82	27	40	11	4	178	219	69
FLORIDA	82	22	44	10	6	180	250	60
ATLANTA	82	19	47	11	5	187	288	54

*Def. NJ in Eastern Quarterfinals 4-2; Def. MTL in Eastern Semifinals, 4-2; Def. TOR in Eastern Finals, 4-2; Lost to DET in Stanley Cup Finals, 4-1.

COMPLETE RESULTS (*Overtime **Shootout)

DATE	W/L	SCORE	OPP.	DATE	W/L	SCORE	OPP.
10/5	W	3-1	NYR	12/30	T	5-5*	WSH
10/7	W	3-0	DAL	12/31	W	5-4	BUF
10/9	L	2-6	OTT	1/2	L	3-6	BOS
10/11	L	2-3	TOR	1/5	L	1-2	NJ
10/13	W	5-2	at ATL	1/6	L	3-4	PHI
10/17	L	0-4	NYI	1/10	W	4-1	at EDM
10/18	OTL	1-2*	at NYI	1/12	L	1-7	at VAN
10/20	W	2-1*	ATL	1/15	W	2-0	MIN
10/23	L	1-5	at COL	1/17	T	1-1*	MTL
10/24	W	7-3	at MIN	1/19	T	3-1*	at NJ
10/26	OTL	2-3*	NYI	1/21	L	5-7	VAN
10/28	W	3-2*	LA	1/23	T	2-2*	NSH
10/30	L	2-5	DET	1/25	T	1-1*	FLA
11/1	L	3-4	at STL	1/27	L	2-4	at PHI
11/2	W	3-2	NYR	1/29	T	2-2*	BUF
11/4	W	1-0*	PHX	1/30	W	3-1	at TB
11/6	T	2-2*	PIT	2/5	T	3-3*	PIT
11/8	W	3-2	at WSH	2/7	L	1-2	at LA
11/9	W	3-2	SJ	2/8	W	4-1	at ANA
11/11	T	1-1*	EDM	2/10	L	0-4	at SJ
11/13	L	3-4	at DET	2/26	L	1-4	at TOR
11/15	T	1-1*	at OTT	2/28	W	6-2	at BOS
11/17	L	0-2	at TB	3/2	W	4-3	at MTL
11/19	W	5-2	CBJ	3/5	W	2-1*	at CHI
11/21	T	4-4*	at DAL	3/7	W	3-1	at PIT
11/25	L	0-4	TB	3/8	T	2-2*	WSH
11/27	W	5-2	at TOR	3/11	T	3-3*	CGY
11/29	L	0-5	at NYR	3/16	L	2-3	at MTL
11/30	L	2-6	at WSH	3/18	T	1-1*	MTL
12/2	OTL	3-4*	WSH	3/21	W	3-2	FLA
12/4	L	2-4	BUF	3/23	W	4-2	at NJ
12/8	W	3-2	at FLA	3/26	L	2-3	BOS
12/10	W	4-3*	at NYR	3/28	W	4-1	PHI
12/12	W	4-1	FLA	3/30	W	2-0	at BOS
12/14	OTL	2-3*	at BUF	4/2	L	3-4	at OTT
12/16	W	7-0	at PIT	4/3	L	2-3	NJ
12/18	L	1-5	OTT	4/7	T	1-1*	ATL
12/21	W	5-4*	ATL	4/8	W	2-1	at NYI
12/21	OTL	3-4*	at PHI	4/10	W	4-2	TB
12/26	W	4-3	TOR	4/12	W	3-1	at FLA
12/27	W	3-2	at TB	4/14	T	2-2*	at ATL

MAJOR TRADES

12/05/01 – Acquired defenseman Sean Hill from STL in exchange for defenseman Steve Halko and a 2002 fourth-round pick (Later traded to ATL, Lane Manson).

1/16/02 – Acquired forward Kevyn Adams and defensemen Bret Hedican and Tomas Malec from FLA in exchange for defenseman Sandis Ozolinsh and forward Byron Ritchie.

3/05/02 – Acquired goaltender Kevin Weekes from TB in exchange for forwards Shane Willis and Chris Dingman.

FINAL STATISTICS (Hurricanes games only)

PLAYER	GP	SCORING (*Rookies)				PIM	PP	SH	GW	GT
		G	A	PTS						
RON FRANCIS	80	27	50	77	18	14	0	5	2	
SAMI KAPANEN	77	27	42	69	23	11	0	4	1	
JEFF O'NEILL	76	31	33	64	63	11	0	6	1	
ROD BRIND'AMOUR	81	23	32	55	40	5	2	5	1	
BATES BATTAGLIA	82	21	25	46	44	5	1	2	3	
ERIK COLE*	81	16	24	40	35	3	0	2	0	
JOSEF VASICEK	78	14	17	31	53	3	0	3	0	
SEAN HILL	49	7	23	30	61	4	0	2	0	
MARTIN GELINAS	72	13	16	29	30	3	0	1	1	
MAREK MALIK	82	4	19	23	88	0	0	0	0	
SANDIS OZOLINSH	46	4	19	23	34	1	0	0	0	
GLEN WESLEY	77	5	13	18	56	1	0	0	1	
SHANE WILLIS	59	7	10	17	24	2	0	0	1	
DAVID TANABE	78	1	15	16	35	0	0	0	0	
AARON WARD	79	3	11	14	74	0	0	2	1	
BRET HEDICAN	26	2	4	6	10	0	0	1	0	
JEFF DANIELS	65	4	1	5	12	0	1	0	0	
KEVYN ADAMS	33	2	3	5	15	0	0	1	0	
JAROSLAV SVOBODA*	10	2	2	4	2	0	0	0	0	
DARREN LANGDON	58	2	1	3	106	0	0	1	0	
NICLAS WALLIN	52	1	2	3	36	0	0	0	0	
CRAIG MACDONALD	12	1	1	2	0	0	0	0	0	
TOMMY WESTLUND	40	0	2	2	6	0	0	0	0	
CRAIG ADAMS	33	0	1	1	38	0	0	0	0	
CHRIS DINGMAN	30	0	1	1	77	0	0	0	0	
STEVEN HALKO	5	0	1	1	6	0	0	0	0	
JOSH HOLDEN	8	0	0	0	2	0	0	0	0	
BYRON RITCHIE*	4	0	0	0	2	0	0	0	0	
NIKOS TSELIOS*	2	0	0	0	6	0	0	0	0	

PLAYER	GP	GOALTENDING				W-L-T
		MIN	GA	GAA	SO	
KEVIN WEEKES	2	120	3	1.50	0	2-0-0
ARTURS IRBE	51	2974	126	2.54	3	20-19-11
TOM BARRASSO	34	1908	83	2.61	2	13-12-5

SEASON HIGHLIGHTS

- Ron Francis, playing in his 1,000th career game with the franchise, beats Byron Dafeo of the Boston Bruins for his 500th career NHL goal – January 2, 2002.
- Ron Francis assists on Jeff O'Neill's goal at Philadelphia to pass Ray Bourque for second on the NHL's all-time assist list – January 27, 2002.
- The Hurricanes set a new single-season attendance record, breaking the franchise mark set in 1987-88. In all, 635,868 fans attend games during the 2001-02 regular season – April 3, 2002.
- The Hurricanes defeat the Tampa Bay Lightning 4-2 at the Entertainment & Sports Arena to clinch their second Southeast Division title in four years – April 10, 2002.
- Kevin Weekes shuts out New Jersey 1-0 in Game 6 of the Eastern Conference Quarterfinals at the Continental Airlines Arena as Carolina clinches the franchise's first playoff series win since 1986 and first best-of-7 series win – April 27, 2002.
- Martin Gelinas scores at 8:05 of overtime to give the Hurricanes a 2-1 victory against Toronto in Game 6 of the Eastern Conference Finals at Air Canada Centre. With the win, Carolina clinches the first Conference championship in franchise history and earns its first trip to the Stanley Cup Finals – May 28, 2002.
- The Hurricanes host Game 3 of the Stanley Cup Finals against Detroit, marking the first Stanley Cup finals game in Raleigh. The game goes into triple-overtime before the Red Wings' Igor Larionov scores at the 54:47 mark of overtime – June 8-9, 2002.

CLOSING GAME ROSTER vs. Pittsburgh Penguins (home 4/8/01)

1 Arturs Irbe	G	11 Jeff Daniels	LW	23 Martin Gelinas	LW	45 David Tanabe	D
2 Glen Wesley	D	13 Bates Battaglia	LW	24 Sami Kapanen	RW	63 Josef Vasicek	C
4 Kevin Hatcher	D	14 Steve Halko	D	25 Shane Willis	RW	92 Jeff O'Neill	C
5 Marek Malik	D	16 Tommy Westlund	RW	27 Craig Adams	RW		
7 Niclas Wallin	D	17 Rod Brind'Amour	C	31 Tyler Moss	G		
8 Sandis Ozolinsh	D	19 Rob DiMaio	RW	33 Dave Karpa	D		
10 Ron Francis	C	20 Darren Langdon	LW	38 Scott Pellerin	LW		

FINAL DIVISION STANDINGS

	GP	W	L	T	OTL	GF	GA	PTS
WASHINGTON	82	41	27	10	4	233	211	96
CAROLINA*	82	38	32	9	3	212	225	88
FLORIDA	82	22	38	13	9	200	246	66
ATLANTA	82	23	45	12	2	211	289	60
TAMPA BAY	82	24	47	6	5	201	280	59

*Lost to NJ in Eastern Conference Quarterfinals 4-2.

FINAL STATISTICS (Hurricanes games only)

PLAYER	SCORING (*Rookies)						
	GP	G	A	PTS	PIM	PP	SH
JEFF O'NEILL	82	41	26	67	106	17	0
RON FRANCIS	82	15	50	65	32	7	0
SAMI KAPANEN	82	20	37	57	24	7	0
ROD BRIND'AMOUR	79	20	36	56	47	5	1
MARTIN GELINAS	79	23	29	52	59	6	1
SHANE WILLIS*	73	20	24	44	45	9	0
SANDIS OZOLINSH	72	12	32	44	71	4	2
DAVID TANABE	74	7	22	29	42	5	0
BATES BATTAGLIA	80	12	15	27	76	2	0
ROB DIMAIO	74	6	18	24	54	0	2
JOSEF VASICEK*	76	8	13	21	53	1	0
GLEN WESLEY	71	5	16	21	42	3	0
MAREK MALIK	61	6	14	20	34	1	0
KEVIN HATCHER	57	4	14	18	38	3	0
DAVID KARPA	80	4	6	10	159	2	0
TOMMY WESTLUND	79	5	3	8	23	0	0
NICLAS WALLIN*	37	2	3	5	21	0	0
SCOTT PELLERIN	19	0	5	5	6	0	0
JEFF DANIELS	67	1	1	2	15	0	0
DARREN LANGDON	54	0	2	2	94	0	0
CRAIG ADAMS*	44	1	0	1	20	0	0
STEVE HALKO	48	0	1	1	6	0	0
MIKE RUCINSKI*	2	0	0	0	0	0	0
GREG KOEHLER*	1	0	0	0	0	0	0
GREG KUZNIK*	1	0	0	0	0	0	0

COMPLETE RESULTS (*Overtime)

DATE	W/L	SCORE	OPP.	DATE	W/L	SCORE	OPP.
10/7	T	3-3*	WSH	1/14	W	4-0	ANA
10/10	W	5-2	DAL	1/16	W	3-2*	MTL
10/13	T	2-2*	at FLA	1/18	W	4-2	BOS
10/14	L	1-2	at NSH	1/20	L	3-6	LA
10/18	W	3-2	at PIT	1/22	L	2-5	NYR
10/21	L	2-5	at MTL	1/24	W	3-2	at NYR
10/24	L	2-3	SJ	1/27	L	3-4	PHI
10/25	L	1-4	at BUF	1/29	W	5-2	TB
10/27	T	3-3*	NJ	1/31	L	3-4	TOR
10/29	L	1-4	STL	2/1	W	3-1	at ATL
10/31	W	6-5*	TB	2/7	W	2-1*	at PHX
11/3	L	3-5	at COL	2/8	L	2-4	at LA
11/4	L	1-4	at SJ	2/11	T	2-2*	at ANA
11/8	L	0-5	at TOR	2/14	OTL	3-4*	at DET
11/10	W	3-1	TOR	2/16	L	0-2	PHX
11/12	W	4-0	OTT	2/18	W	5-4	BOS
11/15	L	1-4	FLA	2/19	L	0-4	at PHI
11/16	W	1-0	at OTT	2/21	W	6-3	ATL
11/18	OTL	2-3*	at NJ	2/23	W	3-2	NJ
11/22	W	3-1	at PIT	2/24	L	1-2	WSH
11/24	W	3-1	at BOS	2/27	T	1-1*	at ATL
11/26	L	4-7	NSH	3/1	W	3-1	at NYI
11/29	W	2-1*	at FLA	3/2	L	7-3	at NJ
11/30	W	2-0	PHI	3/4	W	6-3	at CHI
12/3	L	0-2	OTT	3/7	W	2-1	CBJ
12/6	W	5-3	at ATL	3/8	L	1-0	at TB
12/9	L	2-7	at CGY	3/11	L	3-2	EDM
12/13	T	1-1*	at MIN	3/14	L	3-6	MTL
12/15	W	5-3	BUF	3/15	W	3-0	at WSH
12/16	L	1-4	at BOS	3/18	W	2-1	NYI
12/19	L	1-2	at NYI	3/21	W	1-0	BUF
12/23	OTL	1-2*	at PHI	3/23	W	5-3	PIT
12/26	L	2-3	at TB	3/24	L	1-3	at BUF
12/27	W	4-3	NYR	3/26	L	2-4	MTL
12/29	L	1-3	at CBJ	3/28	L	0-7	at WSH
12/31	W	2-1	CHI	3/30	W	4-3*	WSH
1/3	W	3-2	TB	4/1	W	3-2*	at OTT
1/6	T	2-2*	COL	4/3	T	2-2*	at STL
1/7	W	5-2	NYI	4/4	W	3-1	at NYR
1/9	W	7-3	FLA	4/6	W	3-2	ATL
1/12	T	2-2*	at FLA	4/8	L	4-6	PIT

MAJOR TRADES

6/24/00 – Acquired defenseman Sandis Ozolinsh and a second-round pick in 2000 (Tomas Kurka) from COL in exchange for Nolan Pratt, a first-round pick (Vaclav Nedorost) and two second-round picks (Jared Aulin, Argis Saviels) in 2000.

8/04/00 – Acquired forwards Rob DiMaio and Darren Langdon from the NYR in exchange for forward Sandy McCarthy and a fourth-round draft pick in 2001.

3/01/01 – Acquired forward Scott Pellerin from MIN for a third-round pick in the 2001 Entry Draft, the rights to forward Ashkat Rakhmatullin and future considerations.

PLAYER	GOALTENDING				SO	W-L-T
	GP	MIN	GA	GAA		
ARTURS IRBE	77	4406	180	2.45	6	37-29-9
TYLER MOSS	12	557	37	3.99	0	1-6-0

SEASON HIGHLIGHTS

- The Hurricanes acquire defenseman Sandis Ozolinsh and a second-round pick (Tomas Kurka) in 2000 from Colorado in exchange for Nolan Pratt, a first-round pick (Vaclav Nedorost), and two second-round picks (Jared Aulin, Argis Saviels) in 2000 – June 24, 2000.
- The Hurricanes agree to a multi-year affiliation with the Lowell Lock Monsters of the American Hockey League (AHL) – December 18, 2000.
- Defenseman Sandis Ozolinsh becomes the first Carolina Hurricane to start in an NHL All-Star Game – February 4, 2001.
- Ron Francis earns an assist against Atlanta to become to the first player to total 1,000 points with the franchise – March 14, 2001.
- Jeff O'Neill becomes the first franchise player to score 40 goals in a season since Brendan Shanahan in 1995-96 – April 4, 2001.
- The Hurricanes defeat Atlanta 3-2 in Raleigh to clinch their second trip to the playoffs in three years – April 6, 2001.

1999-2000 IN REVIEW

CLOSING GAME ROSTER vs. Atlanta Thrashers (home 4/9/00)

1	Arturs Irbe	G	14	Steve Halko	D	23	Martin Gelinas	LW	51	Andrei Kovalenko	RW
2	Glen Wesley	D	16	Tommy Westlund	RW	24	Sami Kapanen	RW	77	Paul Coffey	D
4	Nolan Pratt	D	17	Jeff Daniels	LW	27	Rod Brind'Amour	C	92	Jeff O'Neill	C
5	Marek Malik	D	18	Robert Kron	RW	28	Paul Ranheim	LW			
7	Curtis Leschyshyn	D	20	Sandy McCarthy	LW	30	Mark Fitzpatrick	G			
10	Gary Roberts	LW	21	Ron Francis	C	33	Dave Karpa	D			
13	Bates Battaglia	LW	22	Sean Hill	D	45	David Tanabe	D			

FINAL DIVISION STANDINGS

	GP	W	L	T	OTL	GF	GA	PTS
WASHINGTON	82	44	26	12	2	227	194	102
FLORIDA	82	43	33	6	6	244	209	98
CAROLINA*	82	37	35	10	0	217	216	84
TAMPA BAY	82	19	54	9	7	204	310	54
ATLANTA	82	14	61	7	4	170	313	39

*Did not make playoffs.

COMPLETE RESULTS (*Overtime)

DATE	W/L	SCORE	OPP.	DATE	W/L	SCORE	OPP.
10/2	W	3-1	at BOS	1/9	W	1-0	NYR
10/7	W	2-0	at PHI	1/11	L	3-4	PHI
10/8	L	1-3	at NYR	1/14	L	1-5	at FLA
10/11	T	3-3*	at CGY	1/17	L	2-5	at NJ
10/13	T	3-3*	at EDM	1/18	L	2-3	at NYR
10/15	W	4-1	at VAN	1/20	L	1-4	NYR
10/20	T	3-3*	at TOR	1/22	W	4-1	BUF
10/22	L	3-7	at BUF	1/24	W	3-2*	MTL
10/23	W	3-2	at PIT	1/27	L	2-4	PHX
10/29	L	2-4	NJ	1/28	W	4-3*	NJ
10/30	W	4-0	at NYI	1/30	L	0-3	at MTL
11/3	L	0-6	TOR	2/1	W	4-2	FLA
11/5	L	2-3	at DET	2/3	L	1-2	at WSH
11/7	W	3-2	WSH	2/8	W	4-3	at NYI
11/10	L	0-2	NYI	2/12	W	5-2	at TB
11/11	L	1-4	at PHI	2/14	W	5-2	at TOR
11/13	W	4-2	TB	2/15	L	1-5	at OTT
11/17	W	2-1	OTT	2/17	L	0-3	MTL
11/19	T	3-3*	at WSH	2/19	W	4-2	TB
11/20	W	1-0	DAL	2/21	T	1-1*	WSH
11/22	L	1-2	BOS	2/24	L	2-4	FLA
11/24	T	1-1*	VAN	2/26	W	2-1*	at FLA
11/26	T	3-3*	at TB	3/1	L	5-7	at PHX
11/27	W	5-3	PIT	3/2	W	5-2	at LA
11/30	W	4-3	CGY	3/4	W	5-2	at SJ
12/2	T	2-2*	TOR	3/8	W	4-1	CHI
12/4	L	1-3	at COL	3/10	L	3-5	BOS
12/7	W	4-2	at STL	3/12	W	5-1	ATL
12/8	L	1-2	at DAL	3/15	T	2-2*	EDM
12/10	L	2-3	at TB	3/17	L	2-4	at WSH
12/15	L	3-6	PIT	3/18	L	2-3	at MTL
12/18	W	4-2	ATL	3/21	W	5-0	at NJ
12/20	L	2-4	COL	3/22	L	1-2	STL
12/22	L	1-4	DET	3/26	W	4-1	NYI
12/23	L	3-4	at OTT	3/27	L	1-5	BUF
12/26	W	4-3*	FLA	3/29	W	3-1	NSH
12/28	L	2-3	at NSH	3/31	W	3-1	at BUF
1/1	W	4-2	at ATL	4/2	W	1-0	PHI
1/4	L	1-2	OTT	4/3	L	2-3	at PIT
1/6	W	7-3	at BOS	4/8	W	4-3	at ATL
1/7	T	4-4*	ANA	4/9	W	2-1	ATL

MAJOR TRADES

1/23/00 – Acquired forward Rod Brind'Amour, goaltender Jean-Marc Pelletier, and a second-round pick in 2000 entry draft from PHI in exchange for forward Keith Primeau and a fifth-round pick in 2000.

3/14/00 – Acquired forward Sandy McCarthy from PHI in exchange for forward Kent Manderville.

FINAL STATISTICS (Hurricanes games only)

PLAYER	GP	SCORING (*Rookies)				PIM	PP	SH	GW	GT
		G	A	PTS						
RON FRANCIS	78	23	50	73	18	7	0	4	0	
JEFF O'NEILL	80	25	38	63	72	4	0	7	0	
GARY ROBERTS	69	23	30	53	62	12	0	1	0	
SAMI KAPANEN	76	24	24	48	12	7	0	5	2	
SEAN HILL	62	13	31	44	59	8	0	2	0	
ROBERT KRON	81	13	27	40	8	2	1	3	1	
PAUL COFFEY	69	11	29	40	40	6	0	3	1	
ANDREI KOVALENKO	76	15	24	39	38	2	0	3	0	
BATES BATTAGLIA	77	16	18	34	39	3	0	3	0	
MARTIN GELINAS	81	14	16	30	40	3	0	0	0	
PAUL RANHEIM	79	9	13	22	6	0	0	2	0	
GLEN WESLEY	78	7	15	22	38	1	0	0	2	
ROD BRIND'AMOUR	33	4	10	14	22	0	1	1	0	
MAREK MALIK	57	4	10	14	63	0	0	1	0	
TOMMY WESTLUND*	81	4	8	12	19	0	1	0	0	
STEVEN HALKO	58	0	8	8	25	0	0	0	0	
JEFF DANIELS	69	3	4	7	10	0	0	0	1	
DAVE KARPA	27	1	4	5	52	0	0	0	0	
KENT MANDERVILLE	56	1	4	5	12	0	0	1	0	
DAVID TANABE*	31	4	0	4	14	3	0	0	0	
NOLAN PRATT	64	3	1	4	90	0	0	1	0	
BYRON RITCHIE*	26	0	2	2	17	0	0	0	0	
CURTIS LESCHYSHYN	53	0	2	2	14	0	0	0	0	
ARTURS IRBE	75	0	1	1	14	0	0	0	0	
SHANE WILLIS*	2	0	0	0	0	0	0	0	0	
MARK FITZPATRICK	3	0	0	0	0	0	0	0	0	
ERIC FICHAUD	9	0	0	0	2	0	0	0	0	
SANDY MCCARTHY	13	0	0	0	9	0	0	0	0	

PLAYER	GP	GOALTENDING			SO	W-L-T
		MIN	GA	GAA		
ARTURS IRBE	75	4345	175	2.42	5	34-28-9
ERIC FICHAUD	9	490	24	2.94	1	3-5-1
MARK FITZPATRICK	3	107	8	4.49	0	0-2-0

SEASON HIGHLIGHTS

- The Hurricanes host the New Jersey Devils in the inaugural game at the Entertainment & Sports Arena – October 29, 1999.
- Ron Francis becomes the sixth player in NHL history to eclipse 1,500 points – November 5, 1999.
- Carolina defeats the Washington Capitals, 3-2, to earn its first win at the Entertainment & Sports Arena – November 7, 1999.
- Paul Coffey becomes the first defenseman in league history to score 1,500 points. Coffey and Francis are the first pair of teammates in league history to reach the milestone in the same season – December 23, 1999.
- Competing in his first All-Star weekend, Sami Kapanen wins the fastest skater event during the FedEx/NHL Superskills contest with a time of 13.649 seconds – February 5, 2000.
- Head coach Paul Maurice becomes the franchise's all-time winningest coach with a 4-3 victory against the Atlanta Thrashers, surpassing Jack Evans' total of 163 – April 8, 2000.

CLOSING GAME ROSTER vs. Ottawa Senators (home 4/17/99)

1	Arturs Irbe	G	11	Kevin Dineen	RW	24	Sami Kapanen	RW	77	Paul Coffey	D
2	Glen Wesley	D	13	Bates Battaglia	LW	26	Ray Sheppard	RW	92	Jeff O'Neill	C
3	Steve Chiasson	D	18	Robert Kron	RW	28	Paul Ranheim	LW			
4	Nolan Pratt	D	20	Sandy McCarthy	LW	33	Dave Karpa	D			
5	Marek Malik	D	21	Ron Francis	C	44	Kent Manderville	C			
7	Curtis Leschyshyn	D	22	Sean Hill	D	51	Andrei Kovalenko	RW			
10	Gary Roberts	LW	23	Martin Gelinas	LW	55	Keith Primeau	C			

FINAL DIVISION STANDINGS

	GP	W	L	T	GF	GA	PTS
CAROLINA*	82	34	30	18	210	202	86
FLORIDA	82	30	34	18	210	228	78
WASHINGTON	82	31	45	6	200	218	68
TAMPA BAY	82	19	54	9	179	292	47

*Lost to BOS in Eastern Conference Quarterfinals 4-2.

FINAL STATISTICS (Hurricanes games only)

	SCORING (*Rookies)								
PLAYER	GP	G	A	PTS	PIM	PP	SH	GW	GT
KEITH PRIMEAU	78	30	32	62	75	9	1	5	1
SAMI KAPANEN	81	24	35	59	10	5	0	7	0
RAY SHEPPARD	74	25	33	58	16	5	0	4	1
RON FRANCIS	82	21	31	52	34	8	0	2	1
GARY ROBERTS	77	14	28	42	178	1	1	4	0
JEFF O'NEILL	75	16	15	31	66	4	0	2	0
MARTIN GELINAS	76	13	15	28	67	0	0	2	2
ROBERT KRON	75	9	16	25	10	3	1	2	0
GLEN WESLEY	74	7	17	24	44	0	0	2	1
NELSON EMERSON	35	8	13	21	36	3	0	0	1
PAUL RANHEIM	78	9	10	19	39	0	2	1	0
KEVIN DINEEN	67	8	10	18	97	0	0	1	0
BATES BATTAGLIA	60	7	11	18	22	0	0	0	2
KENT MANDERVILLE	81	5	11	16	38	0	0	0	0
NOLAN PRATT	61	1	14	15	95	0	0	1	0
ANDREI KOVALENKO	18	6	6	12	0	1	0	1	0
MAREK MALIK	52	2	9	11	36	1	0	0	0
PAUL COFFEY	44	2	8	10	28	1	0	0	0
SEAN HILL	54	0	10	10	48	0	0	0	0
CURTIS LESCHYSHYN	65	2	7	9	50	0	0	0	0
STEVE CHIASSON	28	1	8	9	16	1	0	0	0
ADAM BURT	51	0	3	3	46	0	0	0	0
STEVEN HALKO*	20	0	3	3	24	0	0	0	0
DAVE KARPA	33	0	2	2	55	0	0	0	0
MIKE RUCINSKI*	15	0	1	1	8	0	0	0	0
BYRON RITCHIE*	3	0	0	0	0	0	0	0	0
SHANE WILLIS*	7	0	0	0	0	0	0	0	0
CRAIG MACDONALD*	11	0	0	0	0	0	0	0	0
TREVOR KIDD	25	0	0	0	0	0	0	0	0
ARTURS IRBE	62	0	0	0	10	0	0	0	0

COMPLETE RESULTS (*Overtime)

DATE	W/L	SCORE	OPP.	DATE	W/L	SCORE	OPP.
10/10	T	4-4*	TB	1/14	W	3-2	FLA
10/13	L	2-3	at NSH	1/16	L	2-3*	WSH
10/15	T	2-2*	DAL	1/18	W	4-2	TOR
10/17	T	1-1*	PHI	1/21	L	1-4	at DET
10/20	W	3-1	VAN	1/26	W	5-3	at PIT
10/24	W	3-1	at OTT	1/28	W	3-2*	NYR
10/25	L	2-3	LA	1/30	W	3-1	at MTL
10/28	W	2-0	CHI	1/31	T	0-0*	at BOS
10/30	L	0-1	at NYR	2/3	L	1-4	NJ
10/31	W	2-0	at BOS	2/5	L	1-4	at WSH
11/2	L	2-3	COL	2/6	T	3-3*	FLA
11/5	W	6-3	at NYI	2/10	W	6-5	at TOR
11/6	W	3-2	at WSH	2/12	W	3-1	at NYR
11/8	L	2-5	BOS	2/13	L	4-6	at NJ
11/11	L	4-5*	at ANA	2/15	L	2-3	at BUF
11/12	L	0-3	at SJ	2/18	T	2-2*	WSH
11/14	W	5-3	at LA	2/20	W	3-2	at TB
11/17	W	5-4	MTL	2/21	W	4-1	NYI
11/19	L	2-3*	at NJ	2/24	T	2-2*	at TOR
11/20	L	1-3	PHI	2/26	L	0-1	at VAN
11/22	L	2-5	NJ	2/27	T	2-2*	at EDM
11/25	W	3-0	SJ	3/3	W	2-1	BOS
11/28	W	3-1	at NYI	3/6	T	2-2*	at FLA
11/29	W	3-1	ANA	3/8	W	4-1	BUF
12/2	W	4-1	MTL	3/10	L	2-3*	PIT
12/4	T	3-3*	PIT	3/12	W	2-1	CGY
12/5	T	3-3*	at FLA	3/15	T	5-5*	at PHX
12/10	L	2-3	BOS	3/18	L	2-3	at COL
12/12	W	3-0	DET	3/21	L	2-3*	at DAL
12/15	W	3-0	EDM	3/22	L	2-5	at STL
12/18	L	1-5	at OTT	3/24	W	2-1	NYI
12/19	W	3-2	at BUF	3/26	L	2-7	TOR
12/21	L	1-4	BUF	3/28	T	3-3*	TB
12/23	W	1-0	at NYR	3/30	T	3-3*	at PHI
12/26	L	3-6	NYR	4/3	L	1-2	at CHI
12/30	W	4-3	TB	4/6	W	4-2	NJ
1/1	T	3-3*	at FLA	4/7	L	0-2	at MTL
1/2	W	4-1	NSH	4/10	W	6-1	at NYI
1/4	T	4-4*	OTT	4/14	W	3-0	WSH
1/7	L	2-4	at PIT	4/16	T	2-2*	at TB
1/9	L	0-2	at PHI	4/17	T	1-1*	OTT

MAJOR TRADES

12/29/98 – Acquired defenseman Paul Coffey from CHI for Nelson Emerson.
3/06/99 – Acquired forward Andrei Kovalenko from PHI for Adam Burt.

GOALTENDING

PLAYER	GP	MIN	GA	GAA	SO	W-L-T
ARTURS IRBE	62	3643	135	2.22	6	27-20-12
TREVOR KIDD	25	1358	61	2.70	2	7-10-6

SEASON HIGHLIGHTS

- Carolina signs franchise all-time leading scorer Ron Francis to a free agent contract – July 13, 1998.
- Carolina takes over Southeast Division lead. The Hurricanes would never surrender the lead, remaining in first place for 173 consecutive days – October 28, 1998.
- Goaltender Arturs Irbe named NHL Player of the Week and NHL Player of the Month for October – November 2, 1998.
- Arturs Irbe and Keith Primeau become the first Carolina Hurricanes to play in the NHL All-Star Game – January 24, 1999.
- Hurricanes clinch the Southeast Division title, marking the team's first division title since 1987 – April 9, 1999.

1997-98 IN REVIEW

CLOSING GAME ROSTER vs. Washington Capitals (away 4/19/98)

2	Glen Wesley	D	11	Kevin Dineen	RW	24	Sami Kapanen	RW	34	Steve Martins	C
3	Steve Chiasson	D	12	Steve Rice	RW	26	Ray Sheppard	RW	37	Trevor Kidd	G
4	Nolan Pratt	D	14	Steve Halko	D	27	Steve Leach	RW	39	Pat Jablonski	G
5	Kevin Haller	D	18	Robert Kron	RW	28	Paul Ranheim	LW	44	Kent Manderville	C
6	Adam Burt	D	19	Nelson Emerson	RW	30	Mike Fountain	G	46	Mike Rucinski	D
7	Curtis Leschyshyn	D	22	Sean Hill	D	32	Stu Grimson	LW	55	Keith Primeau	C
10	Gary Roberts	LW	23	Martin Gelas	LW	33	Bates Battaglia	LW	92	Jeff O'Neill	C

FINAL DIVISION STANDINGS

	GP	W	L	T	GF	GA	PTS
PITTSBURGH	82	40	24	18	228	188	98
BOSTON	82	39	30	13	221	194	91
BUFFALO	82	36	29	17	211	187	89
MONTREAL	82	37	32	13	235	208	87
OTTAWA	82	34	33	15	193	200	83
CAROLINA*	82	33	41	8	200	219	74

*Did not make playoffs.

COMPLETE RESULTS (*Overtime)

DATE	W/L	SCORE	OPP.	DATE	W/L	SCORE	OPP.
10/1	L	2-4	at TB	1/3	L	1-6	DAL
10/3	L	3-4	PIT	1/5	W	4-1	OTT
10/4	L	2-3	at OTT	1/6	L	2-4	at NYR
10/7	T	3-3*	LA	1/8	T	3-3*	PHI
10/10	W	2-1	NJ	1/10	W	2-1*	at NYI
10/11	L	1-4	at PIT	1/12	L	1-4	PIT
10/13	L	1-3	at STL	1/14	L	1-4	CHI
10/15	T	3-3*	BUF	1/21	L	1-2	at BUF
10/18	L	2-4	at DET	1/22	W	4-2	at OTT
10/20	L	2-4	at NYR	1/24	W	4-3	at MTL
10/22	W	4-3	STL	1/27	L	0-3	at FLA
10/24	T	3-3*	at COL	1/28	W	3-2	at TB
10/26	W	3-2	at CHI	1/30	L	0-2	at NYI
10/31	L	2-3*	BUF	2/1	L	3-6	MTL
11/3	W	5-3	VAN	2/4	T	3-3*	TB
11/5	W	3-1	DET	2/7	W	3-1	at BOS
11/7	L	2-3	NYI	2/28	L	3-4	at NJ
11/9	W	4-1	OTT	3/2	W	3-1	at SJ
11/12	W	6-4	at EDM	3/5	W	2-1	at LA
11/13	W	4-2	at CGY	3/6	W	5-4*	at PHX
11/16	L	1-4	at VAN	3/8	W	3-1	at ANA
11/19	W	2-1	MTL	3/12	L	0-2	NJ
11/21	L	3-4	NYR	3/14	L	1-2	SJ
11/23	T	3-3*	CGY	3/15	W	4-1	EDM
11/26	L	2-3	at PIT	3/18	L	0-1	at WSH
11/28	W	2-0	TB	3/20	L	1-6	at DAL
11/29	L	2-3	COL	3/23	W	5-3	at FLA
12/1	W	3-1	BOS	3/26	W	4-1	NYR
12/3	W	5-3	NYI	3/28	W	4-2	at PHI
12/5	T	2-2*	PHX	3/29	L	1-3	PHI
12/6	L	1-4	at BOS	3/31	T	3-3*	MTL
12/10	L	2-5	FLA	4/1	W	4-0	at NJ
12/12	L	2-3*	at BUF	4/4	W	1-0	at MTL
12/16	W	2-1	OTT	4/6	W	3-0	at BOS
12/18	L	2-3	at OTT	4/8	L	1-3	at BUF
12/20	L	1-2	WSH	4/9	W	5-2	TOR
12/23	L	2-4	at PHI	4/11	L	1-5	at TOR
12/26	L	2-5	FLA	4/13	L	2-3	BOS
12/27	W	4-1	BUF	4/16	L	1-4	PIT
12/30	W	2-1	ANA	4/18	L	3-4	WSH
12/31	L	2-3	at PIT	4/19	L	1-2	at WSH

MAJOR TRADES

6/27/97 – Acquired Steve Leach from STL for Alexander Godyniuk and 1998 6th-round draft pick (Brad Voth).
7/25/97 – Acquired Enrico Ciccone from CHI for Ryan Risadore and 1998 5th-round draft pick.
8/08/97 – Traded Jason Muzzati to NYR for 1998 4th-round draft pick (Tommy Westlund).
8/25/97 – Acquired Gary Roberts and Trevor Kidd from CGY in exchange for Andrew Cassels and Jean-Sebastien Giguere.
11/18/97 – Acquired D Sean Hill from OTT in exchange for Chris Murray.
1/02/98 – Traded Jeff Brown to TOR in exchange for a fourth round pick in the 1999 NHL Entry Draft.
1/03/98 – Acquired Martin Gelas and Kirk McLean from VAN in exchange for Sean Burke, Geoff Sanderson, and Enrico Ciccone.
3/24/98 – Acquired Ray Sheppard from FLA in exchange for Kirk McLean.
8/11/98 – Acquired David Karpas and a fourth-round pick in 2000 from ANA for Stu Grimson and Kevin Haller.

FINAL STATISTICS (Hurricanes games only)

SCORING									
PLAYER	GP	G	A	PTS	PIM	PP	SH	GW	GT
KEITH PRIMEAU	81	26	37	63	110	7	3	2	0
SAMI KAPANEN	81	26	37	63	16	4	0	5	0
GARY ROBERTS	61	20	29	49	103	4	0	2	1
NELSON EMERSON	81	21	24	45	50	6	0	4	1
JEFF O'NEILL	74	19	20	39	67	7	1	4	1
RAY SHEPPARD	71	18	19	37	23	7	0	2	0
ROBERT KRON	81	16	20	36	12	4	0	2	1
MARTIN GELINAS	64	16	18	34	40	3	2	5	0
STEVE CHIASSON	66	7	27	34	65	6	0	0	0
GLEN WESLEY	82	6	19	25	36	1	0	1	0
KEVIN DINEEN	54	7	16	23	105	0	0	1	0
PAUL RANHEIM	73	5	9	14	28	0	1	2	0
CURTIS LESCHYSHYN	73	2	10	12	45	1	0	1	0
ADAM BURT	76	1	11	12	106	0	1	0	0
STEPHEN LEACH	45	4	5	9	42	1	1	2	0
KENT MANDERVILLE	77	4	4	8	31	0	0	0	0
KEVIN HALLER	65	3	5	8	94	0	0	0	0
STU GRIMSON	82	3	4	7	204	0	0	1	0
SEAN HILL	55	1	6	7	54	0	0	0	0
BATES BATTAGLIA	33	2	4	6	10	0	0	1	0
STEVEN RICE	47	2	4	6	38	0	0	0	0
STEVEN HALKO	18	0	2	2	10	0	0	0	0
NOLAN PRATT	23	0	2	2	44	0	0	0	0
MIKE RUCINSKI	9	0	1	1	2	0	0	0	0
JEFF DANIELS	2	0	0	0	0	0	0	0	0
MICHAEL FOUNTAIN	3	0	0	0	2	0	0	0	0
STEVE MARTINS	3	0	0	0	0	0	0	0	0
KEVIN BROWN	4	0	0	0	0	0	0	0	0
PAT JABLONSKI	5	0	0	0	0	0	0	0	0
TREVOR KIDD	47	0	0	0	2	0	0	0	0

PLAYER	GOALTENDING					
	GP	MIN	GA	GAA	SO	W-L-T
TREVOR KIDD	47	2685	97	2.16	3	21-21-3
SEAN BURKE	25	1415	66	2.79	1	7-11-5
PAT JABLONSKI	5	279	115	3.01	0	1-4-0
KIRK MCLEAN	8	401	22	3.29	0	4-2-0
MICHAEL FOUNTAIN	3	163	10	3.68	0	0-3-0

SEASON HIGHLIGHTS

- Carolina plays its first preseason game against NYI at the Greensboro Coliseum – September 13, 1997.
- Carolina opens the franchise's 19th NHL season, and first as the Carolina Hurricanes, at TB – October 1, 1997.
- Carolina registers its first win with a 2-1 victory over NJ – October 10, 1997.
- NHL shuts down for three weeks in February 1998 as NHL players compete at the Winter Olympics in Nagano, Japan. Carolina's Sami Kapanen plays for Team Finland, winning a bronze medal, and Keith Primeau completes the Olympic Tournament tied for third in scoring for Team Canada.
- Trevor Kidd named NHL Player of the Week on March 9, 1998 after posting a 3-0-0 record with a .968 svs. percentage and a 1.00 GAA.
- Peter Karmanos receives Lester Patrick Award on March 24, 1998, which is presented annually to individuals who have performed "outstanding service to hockey in the United States."
- Keith Primeau named NHL Player of the Week on March 30, 1998 after totaling eight points (4g, 4a) and a (+7) in a 3-1-0 week.
- On April 1, 1998, Trevor Kidd begins shutout sequence that will cover three consecutive road games with a 4-0 win at NJ, a 1-0 win at MTL (4/4), and a 3-0 win at BOS (4/6). The shutouts are a franchise high for the team and an individual goaltender. Streak ends in BUF (4/8) in a 3-1 loss. Finishes with 219:21 shutout streak. Also establishes new individual road shutout mark at 234:28.

CLOSING GAME ROSTER vs. Tampa Bay Lightning (home 4/13/97)

1 Sean Burke	G	8 Geoff Sanderson	LW	17 Chris Murray	RW	27 Derek King	LW
3 Steve Chiasson	D	11 Kevin Dineen	RW	18 Robert Kron	RW	29 Jason Muzzatti	G
5 Alexander Godynyuk	D	12 Steve Rice	RW	20 Glen Wesley	D	32 Stu Grimson	LW
6 Adam Burt	D	14 Kevin Haller	D	21 Andrew Cassels	C	44 Kent Manderville	C
7 Curtis Leschyshyn	D	16 Nelson Emerson	RW	24 Sami Kapanen	RW	55 Keith Primeau	C

FINAL DIVISION STANDINGS

	GP	W	L	T	GF	GA	PTS
BUFFALO	82	40	30	12	237	208	92
PITTSBURGH	82	38	36	8	285	280	84
OTTAWA	82	31	36	15	226	234	77
MONTREAL	82	31	36	15	249	276	77
HARTFORD*	82	32	39	11	226	256	75
BOSTON	82	26	47	9	234	300	61

*Did not make playoffs.

COMPLETE RESULTS (*Overtime)

DATE	W/L	SCORE	OPP.	DATE	W/L	SCORE	OPP.
10/5	W	1-0	PHX	1/10	L	5-3	at VAN
10/8	W	7-3	PIT	1/12	L	2-1*	at EDM
10/12	L	6-0	at FLA	1/15	L	3-0	PIT
10/17	W	3-1	at NYI	1/20	W	3-1	TOR
10/19	W	6-2	NJ	1/22	W	2-1*	FLA
10/24	W	4-1	ANA	1/24	L	5-2	NYI
10/26	L	6-3	at BUF	1/25	W	5-1	at BUF
10/30	T	2-2*	NYI	1/30	L	5-3	at LA
10/31	T	4-4*	at BOS	1/31	L	6-3	at ANA
11/2	L	3-2	LA	2/5	L	5-2	at NYR
11/4	L	5-1	at DET	2/6	W	5-3	at BOS
11/6	W	5-1	BOS	2/8	L	3-2*	at MTL
11/8	L	4-1	DET	2/12	L	3-2	NJ
11/9	W	4-3*	BUF	2/13	L	4-0	at NJ
11/12	W	4-3	at SJ	2/15	W	2-1	OTT
11/14	W	2-1	at PHX	2/16	L	4-2	at OTT
11/16	T	4-4*	at COL	2/19	T	2-2*	at PHI
11/20	W	3-1	MTL	2/21	W	7-2	NYR
11/22	L	7-1	PIT	2/22	W	2-0	WSH
11/23	T	3-3*	at OTT	2/26	T	2-2*	CHI
11/27	L	6-2	VAN	2/28	L	3-2	SJ
11/29	T	1-1*	at FLA	3/2	L	5-2	PHI
11/30	W	6-3	at TB	3/5	W	2-0	CGY
12/3	T	4-4*	at PIT	3/7	W	2-0	MTL
12/5	W	4-2	at BOS	3/8	T	1-1*	at TOR
12/7	W	6-4	BUF	3/12	W	6-3	BOS
12/11	W	5-2	FLA	3/13	L	0-6	at NJ
12/12	L	3-2	at PHI	3/15	L	4-2	EDM
12/14	L	4-0	PHI	3/16	L	5-3	at WSH
12/16	L	5-2	at NYR	3/20	L	4-1	at STL
12/17	W	5-3	STL	3/21	L	2-0	at DAL
12/20	L	4-1	DAL	3/25	L	4-0	COL
12/21	W	6-5*	TB	3/27	W	5-2	at TB
12/26	L	5-1	at BUF	3/29	W	2-1	NYR
12/28	W	3-2	OTT	4/2	L	4-1	MTL
12/29	L	4-3	at CHI	4/3	T	5-5*	at PIT
1/1	L	3-2*	at WSH	4/5	W	4-1	at MTL
1/2	L	5-4*	BOS	4/7	W	4-2	BUF
1/4	T	1-1*	WSH	4/9	L	5-4	at OTT
1/6	L	4-5	at MTL	4/11	L	6-4	at NYI
1/9	L	3-2	at CGY	4/13	W	2-1	TB

MAJOR TRADES

10/09/96 – Acquired Paul Coffey, Keith Primeau and 1997 1st-round draft pick (Nikos Tselios) from DET in exchange for Brendan Shanahan and Brian Glynn.

10/12/96 – Acquired Stu Grimson from DET by way of NHL waivers.

12/15/96 – Acquired Kevin Haller, 1997 1st-round draft pick (traded on draft day 1997 to SJ (Scott Hannan) for 1997 2nd-round pick (Brad DeFauw) and 1997 7th-round pick (Andrew Merrick) and 1997 7th-round draft pick from PHI for Paul Coffey and 1997 3rd-round draft pick (Kris Mallette).

3/05/97 – Acquired Steve Chiasson and 1997 3rd-round draft pick (Francis Lessard) from CGY for Glen Featherson, Hnat Domenichelli, 1997 2nd-round draft pick (Dimitri Kokorev), and 1998 3rd-round draft pick.

3/18/97 – Acq. Bates Battaglia and 4th-round draft pick in 1998 (Josef Vasicek) from ANA for Mark Janssens; acq. 8th-round draft pick in 1998 (Jaroslav Svoboda) from TOR for Kelly Chase; acq. Chris Murray from PHX for Gerald Diduck; acq. Derek King from the NYI for 5th-round draft pick in 1997.

FINAL STATISTICS (Whalers games only)

PLAYER	GP	SCORING					PIM	PP	SH	GW	GT
		G	A	PTS							
GEOFF SANDERSON	82	36	31	67	29	12	1	4	1		
ANDREW CASSELS	81	22	44	66	46	8	0	2	0		
KEITH PRIMEAU	75	26	25	51	161	6	3	2	2		
KEVIN DINEEN	78	19	29	48	141	8	0	5	2		
NELSON EMERSON	66	9	29	38	34	2	1	2	0		
STEVE RICE	78	21	14	35	59	5	0	2	0		
GLEN WESLEY	68	6	26	32	40	3	1	0	0		
JEFF O'NEILL	72	14	16	30	40	2	1	2	0		
SAMI KAPANEN	45	13	12	25	2	3	0	2	0		
ROBERT KRON	68	10	12	22	10	2	0	4	1		
PAUL RANHEIM	67	10	11	21	18	0	3	1	0		
CURTIS LESCHYSHYN	64	4	13	17	30	1	1	1	0		
STEVE CHIASSON	18	3	11	14	7	3	0	0	0		
ADAM BURT	71	2	11	13	79	0	0	0	0		
GERALD DIDUCK	56	1	10	11	40	0	0	1	0		
KENT MANDERVILLE	44	6	5	11	18	0	0	1	0		
PAUL COFFEY	20	3	5	8	18	1	0	1	0		
KEVIN HALLER	35	2	6	8	48	0	0	0	0		
GLEN FEATHERSONE	41	2	5	7	87	0	0	0	0		
ALEXANDER GODYNYUK	55	1	6	7	41	0	0	1	0		
ANDREI NIKOLISHIN	12	2	5	7	2	0	0	0	0		
MARK JANSSENS	54	2	4	6	90	0	0	0	0		
DEREK KING	12	3	3	6	2	1	0	0	0		
MAREK MALIK	47	1	5	6	50	0	0	1	0		
KEVIN BROWN	11	0	4	4	6	0	0	0	0		
STU GRIMSON	75	2	2	4	218	0	0	0	0		
KELLY CHASE	28	1	2	3	122	0	0	0	0		
HNAT DOMENICHELLI	13	2	1	3	7	1	0	0	0		
SEAN BURKE	51	0	2	2	14	0	0	0	0		
JEFF DANIELS	10	0	2	2	0	0	0	0	0		
CHRIS MURRAY	8	1	1	2	10	0	0	0	0		
NOLAN PRATT	9	0	2	2	6	0	0	0	0		
BRIAN GLYNN	1	1	0	1	2	0	0	0	0		
STEVE MARTINS	2	0	1	1	0	0	0	0	0		
JASON MUZZATTI	31	0	1	1	18	0	0	0	0		
BRENDAN SHANAHAN	2	1	0	1	0	0	1	0	0		
JEFF BROWN	1	0	0	0	0	0	0	0	0		
J-S GIGUERE	8	0	0	0	0	0	0	0	0		
JASON MCBAIN	6	0	0	0	0	0	0	0	0		

PLAYER	GP	GOALTENDING			SO	W-L-T
		MIN	GA	GAA		
SEAN BURKE	51	2985	134	2.69	4	22-22-6
JASON MUZZATTI	31	1591	91	3.43	0	9-13-5
J-S GIGUERE	8	394	24	3.65	0	1-4-0

SEASON HIGHLIGHTS

- Kevin Dineen named team captain – October 2, 1999.
- Sean Burke wins 1st two games and is unbeaten in seven games (5-0-2) from 11/9-11/23 as the Whalers lead the Northeast Division.
- Whalers post 16-11-6 mark to rank 1st in the Northeast Division at Christmas break. It marks one of the team's best starts to a season. Paul Maurice named asst. coach for NHL All-Star Game due to 1st place standing.
- Geoff Sanderson named NHL Player of the Week after totaling six points (4g, 2a) in a 2-0-1 week ending 12/8/96.
- Geoff Sanderson named to his second NHL All-Star Team, where he scores a goal. At the Skills Competition, Sanderson skates to second-fastest time (13.823) and finishes second in Hardest Shot Competition (98.6 mph).
- Sean Burke posts back-to-back home shutouts against CGY and MTL on March 5th and 7th.
- Whalers suffer franchise-high 368 games lost due to injury.
- Whalers complete final season in Hartford as Kevin Dineen scores the game-winner in a 2-1 victory over Tampa Bay – April 13, 1997. Team misses playoffs by two points.

1995-96 IN REVIEW

CLOSING GAME ROSTER *vs. Buffalo Sabres (away 4/14/96)*

1	Sean Burke	G	11	Kevin Dineen	RW	21	Andrew Cassels	C	27	Jeff Brown	D
4	Gerald Diduck	D	12	Steve Rice	RW	22	Mark Janssens	C	28	Paul Ranheim	LW
7	Brian Glynn	D	13	Andrei Nikolishin	C	23	Marek Malik	D	29	Jason Muzzatti	G
8	Geoff Sanderson	LW	15	Scott Daniels	LW	24	Sami Kapanen	LW	92	Jeff O'Neill	C
10	Brad McCrimmon	D	16	Nelson Emerson	RW	25	Jason McBain	D	94	Brendan Shanahan	LW

FINAL DIVISION STANDINGS

	GP	W	L	T	GF	GA	PTS
PITTSBURGH	82	49	29	4	362	284	102
BOSTON	82	40	31	11	282	269	91
MONTREAL	82	40	32	10	265	248	90
HARTFORD*	82	34	39	9	237	259	77
BUFFALO	82	33	42	7	247	262	73
OTTAWA	82	18	59	5	191	291	41

**Did not make playoffs.*

COMPLETE RESULTS *(*Overtime)*

DATE	W/L	SCORE	OPP.	DATE	W/L	SCORE	OPP.
10/7	W	2-0	NYR	1/10	L	2-3*	at CGY
10/11	W	3-2	ANA	1/12	W	3-2	at WIN
10/14	W	3-2	CHI	1/16	W	3-0	VAN
10/16	W	7-5	at NYR	1/17	W	6-3	at NYI
10/20	T	2-2*	PIT	1/24	L	2-4	at BUF
10/21	L	0-3	at FLA	1/25	W	8-2	LA
10/25	L	2-4	STL	1/27	T	4-4*	NJ
10/27	L	1-4	MTL	1/30	L	2-8	at SJ
10/28	L	0-3	at BOS	1/31	W	6-4	at LA
11/2	L	0-5	OTT	2/2	W	4-3	at ANA
11/4	W	5-4	at OTT	2/7	W	5-3	at VAN
11/5	L	1-6	at PHI	2/9	W	3-2*	at COL
11/7	W	7-3	SJ	2/11	W	5-3	at DAL
11/11	L	1-4	NYR	2/14	L	0-3	BOS
11/14	L	0-1	at NJ	2/17	W	2-1*	BUF
11/15	W	3-2	OTT	2/21	W	5-3	MTL
11/18	L	2-4	PHI	2/23	L	4-5	at PIT
11/20	L	3-4*	at MTL	2/25	L	2-6	DAL
11/22	W	4-2	MTL	2/28	T	4-4*	EDM
11/24	W	4-0	at TOR	3/1	L	2-5	WIN
11/25	L	2-4	WSH	3/2	W	7-1	FLA
11/29	T	2-2*	at TB	3/6	L	2-4	DET
12/1	L	1-2	at BUF	3/8	W	7-4	TOR
12/2	L	3-5	FLA	3/9	L	3-6	at STL
12/6	W	7-4	NYI	3/13	W	3-2	PIT
12/9	L	0-6	at PIT	3/16	W	2-1	BUF
12/10	L	1-4	at CHI	3/18	W	6-3	TB
12/13	L	2-3	TB	3/20	L	2-3	at MTL
12/15	W	4-2	COL	3/22	T	1-1*	at OTT
12/16	T	3-3*	at NYI	3/23	T	2-2*	at WSH
12/18	L	2-3	at MTL	3/25	L	0-3	at PHI
12/20	L	2-3	CGY	3/27	L	5-6*	BOS
12/22	T	3-3*	at NYR	3/30	W	3-1	NYI
12/23	T	3-3*	PHI	4/1	L	2-3	at FLA
12/28	L	4-9	at PIT	4/3	L	2-4	at TB
12/30	L	0-3	at WSH	4/4	W	1-0	at NJ
12/31	L	2-3	at DET	4/6	L	3-6	NJ
1/3	W	2-0	WSH	4/8	W	5-4	PIT
1/5	W	4-2	OTT	4/11	L	2-3	at BOS
1/6	L	2-5	at BOS	4/13	W	2-0	BOS
1/9	W	5-1	at EDM	4/14	L	1-4	at BUF

MAJOR TRADES

7/27/95 – Brendan Shanahan acquired from STL for Chris Pronger.
10/06/95 – Nelson Emerson acquired from Winnipeg for Darren Turcotte.
12/01/95 – Jeff Reese traded to TB for 1996 9th-round draft pick (Askhat Rakhmatullin).
12/20/95 – Jeff Brown and a 1998 3rd-round draft pick (later traded to CGY in Steve Chiasson trade) acquired from VAN for Jim Dowd, Frantisek Kucera and a 1997 2nd-round draft pick from NJ for Jocelyn Lemieux and a 1998 2nd-round pick (later traded to Dallas-John Erskine).
12/28/95 – Kevin Dineen acquired from PHI for a 1997 7th-round draft pick (which was later re-acquired in the Paul Coffey trade).

FINAL STATISTICS *(Whalers games only)*

PLAYER	GP	SCORING				PIM	PP	SH	GW	GT
		G	A	PTS						
BRENDAN SHANAHAN	74	44	34	78	125	17	2	6	0	0
GEOFF SANDERSON	81	34	31	65	40	6	0	7	0	0
ANDREW CASSELS	81	20	43	63	39	6	0	1	2	0
NELSON EMERSON	81	29	29	58	78	12	2	5	0	0
ANDREI NIKOLISHIN	61	14	37	51	34	4	1	3	0	0
ROBERT KRON	77	22	28	50	6	8	1	3	0	0
JEFF BROWN	48	7	31	38	38	5	0	0	0	0
PAUL RANHEIM	73	10	20	30	14	0	1	1	0	0
JEFF O'NEILL	65	8	19	27	40	1	0	1	0	0
GLEN WESLEY	68	8	16	24	88	6	0	1	0	0
STEVE RICE	59	10	12	22	47	1	0	2	0	0
ADAM BURT	78	4	9	13	121	0	0	1	0	0
GLEN FEATHERSTONE	68	2	10	12	138	0	0	1	0	0
GERALD DIDUCK	79	1	9	10	88	0	0	0	0	0
KEVIN DINEEN	20	2	7	9	67	0	0	0	0	0
SAMI KAPANEN	35	5	4	9	6	0	0	0	0	0
BRAD McCRIMMON	58	3	6	9	62	0	1	0	0	0
MARK JANSSENS	81	2	7	9	155	0	0	0	0	0
FRANTISEK KUCERA	30	2	6	8	10	0	0	1	0	0
SCOTT DANIELS	53	3	4	7	254	0	0	0	0	0
KELLY CHASE	55	2	4	6	220	0	0	1	0	0
SEAN BURKE	66	0	6	6	16	0	0	0	0	0
STEVE MARTINS	23	1	3	4	8	0	0	0	0	0
BRIAN GLYNN	54	0	4	4	44	0	0	0	0	0
KEVIN SMYTH	21	2	1	3	8	1	0	0	0	0
JOCELYN LEMIEUX	29	1	2	3	31	0	0	0	0	0
JIMMY CARSON	11	1	0	1	0	0	0	0	0	0
ALEXANDER GODNYUK	3	0	0	0	2	0	0	0	0	0
JASON McBAIN	3	0	0	0	0	0	0	0	0	0
MAREK MALIK	7	0	0	0	4	0	0	0	0	0
JASON MUZZATTI	22	0	0	0	33	0	0	0	0	0
JEFF REESE	7	0	0	0	0	0	0	0	0	0

PLAYER	GP	GOALTENDING			SO	W-L-T
		MIN	GA	GAA		
JASON MUZZATTI	22	1013	49	2.9	1	4-8-3
SEAN BURKE	66	3669	190	3.11	4	28-28-6
JEFF REESE	7	275	14	3.05	1	2-3-0

SEASON HIGHLIGHTS

- Paul Holmgren is fired as head coach and is replaced by Paul Maurice – November 6, 1995.
- Brendan Shanahan starts in the NHL's 46th All-Star Game and scores a goal. Shanahan led the Whalers in goals (44) and points (78).
- Whalers re-acquire Kevin Dineen from Philadelphia for a 1997 seventh-round draft pick, which was later re-acquired in the Paul Coffey trade.
- The Whalers win the last five games of a six-game road trip—the best six-game road trip in club history.
- Whalers complete season with their best record since the 1989-90 season. The team's home record (22-15-4) is the Whalers' best home ice record since 1986-87.

CLOSING GAME ROSTER vs. Quebec Nordiques (away 5/3/95)

1 Sean Burke	G	11 Andrei Nikolishin	C	20 Glen Wesley	D	28 Paul Ranheim	RW
4 Frantisek Kucera	D	13 Ted Drury	C	22 Mark Janssens	C	35 Jeff Reese	G
6 Adam Burt	D	14 Kevin Smyth	LW	24 Jim Storm	LW	36 Glen Featherstone	D
7 Brian Glynn	D	17 Scott Daniels	LW	26 Jocelyn Lemieux	RW	44 Chris Pronger	D
8 Geoff Sanderson	LW	18 Robert Kron	LW	27 Kelly Chase	RW	89 Darren Turcotte	C

FINAL DIVISION STANDINGS

	GP	W	L	T	GF	GA	PTS
QUEBEC	48	30	13	5	185	134	65
PITTSBURGH	48	29	16	3	181	158	61
BOSTON	48	27	18	3	150	127	57
BUFFALO	48	22	19	7	130	119	51
HARTFORD*	48	19	24	5	127	141	43
MONTREAL	48	18	23	7	125	148	43
OTTAWA	48	9	34	5	117	174	23

*Did not make playoffs.

COMPLETE RESULTS (*Overtime)

DATE	W/L	SCORE	OPP.	DATE	W/L	SCORE	OPP.
1/21	T	1-1*	WSH	3/12	L	1-4	FLA
1/22	T	2-2*	NJ	3/14	W	6-4	NYI
1/25	W	4-1	OTT	3/16	T	2-2*	NJ
1/26	L	2-3	at PHI	3/20	L	0-5	WSH
1/28	L	1-2	FLA	3/22	W	4-3	PHI
2/1	W	2-1	at OTT	3/25	W	5-1	NYI
2/4	L	4-5	at BOS	3/26	W	4-3*	at WSH
2/5	L	1-3	at QUE	3/29	T	4-4*	at FLA
2/8	L	2-3	QUE	3/31	L	0-2	at TB
2/10	L	3-4	at TB	4/4	L	3-6	at BUF
2/11	L	3-4	at FLA	4/5	W	8-4	at PIT
2/13	T	2-2*	at MTL	4/8	W	4-2	BUF
2/15	W	4-1	MTL	4/9	L	0-3	TB
2/16	L	2-5	at PIT	4/12	W	4-2	OTT
2/18	W	4-2	PIT	4/14	W	4-3*	MTL
2/22	W	3-2*	BOS	4/16	L	2-3	at NJ
2/24	W	2-1	at NYR	4/18	W	2-1	at BUF
2/25	L	1-3	BUF	4/20	L	2-3	at NYR
2/28	W	6-3	at OTT	4/21	L	3-6	at WSH
3/1	L	2-5	NYR	4/23	L	2-4	PIT
3/4	W	3-2*	TB	4/24	W	4-3	at MTL
3/5	L	2-5	BOS	4/26	L	0-1	at BOS
3/7	L	1-3	at NYI	4/28	L	3-4	PHI
3/9	W	2-1	QUE	5/3	L	1-4	at QUE

MAJOR TRADES

8/26/94 – Glen Wesley acquired from BOS for Carolina's first-round draft picks in the 1995 (Kyle McLaren), 1996 (Jonathan Aitken) and 1997 (Sergei Samsonov) NHL Entry Draft.
1/18/95 – Kelly Chase and Brian Glynn selected in NHL Waiver Draft.
3/23/95 – Glen Featherstone, Michael Stewart and a 1995 first-round (Jean-Sebastien Giguere) and 1996 fourth-round (Steve Wasyloko) draft pick acquired from the NYR for Pat Verbeek.

FINAL STATISTICS (Whalers games only)

SCORING										
PLAYER	GP	G	A	PTS	PIM	PP	SH	GW	GT	
ANDREW CASSELS	46	7	30	37	18	1	0	1	0	
DARREN TURCOTTE	47	17	18	35	22	3	1	3	0	
GEOFF SANDERSON	46	18	14	32	24	4	0	4	0	
STEVE RICE	40	11	10	21	61	4	0	1	1	
PAUL RANHEIM	47	6	14	20	10	0	0	1	0	
FRANTISEK KUCERA	48	3	17	20	30	0	0	1	0	
JIMMY CARSON	38	9	10	19	29	4	0	3	0	
ROBERT KRON	37	10	8	18	10	3	1	1	0	
ANDREI NIKOLISHIN	39	8	10	18	10	1	1	0	0	
ADAM BURT	46	7	11	18	65	3	0	1	0	
PAT VERBEEK	29	7	11	18	53	3	0	0	1	
GLEN WESLEY	48	2	14	16	50	1	0	1	0	
CHRIS PRONGER	43	5	9	14	54	3	0	1	0	
JOCELYN LEMIEUX	41	6	5	11	32	0	0	1	0	
TED DRURY	34	3	6	9	21	0	0	0	0	
MARK JANSSENS	46	2	5	7	93	0	0	0	0	
BRIAN GLYNN	43	1	6	7	32	0	0	0	0	
KEVIN SMYTH	16	1	5	6	13	0	0	0	0	
IGOR CHIBIREV	8	3	1	4	0	0	0	0	0	
KELLY CHASE	28	0	4	4	141	0	0	0	0	
GLEN FEATHERSTONE	13	1	1	2	32	0	0	0	0	
JIM STORM	6	0	3	3	0	0	0	0	0	
SCOTT DANIELS	12	0	2	2	55	0	0	0	0	
MAREK MALIK	1	0	1	1	0	0	0	0	0	
BRAD MCCRIMMON	33	0	1	1	42	0	0	0	0	
SEAN BURKE	42	0	1	1	8	0	0	0	0	
ROBERT PETROVICKY	2	0	0	0	0	0	0	0	0	
JEFF REESE	11	0	0	0	0	0	0	0	0	
JIM SANDLAK	13	0	0	0	0	0	0	0	0	
ALEXANDER GODNYUK	14	0	0	0	8	0	0	0	0	

GOALTENDING						
PLAYER	GP	MIN	GA	GAA	SO	W-L-T
SEAN BURKE	42	2418	108	2.68	0	17-19-4
JEFF REESE	11	477	26	3.27	0	2-5-1

SEASON HIGHLIGHTS

- NHL starts a reduced 48-game schedule after the NHL and NHLPA agree upon a new collective bargaining agreement 10 days earlier – January 21, 1995.
- After Whalers' captain Pat Verbeek is traded to the Rangers, the Whalers name Adam Burt, Andrew Cassels and Glen Wesley as alternate captains – March 23, 1995.
- Whalers complete season with an increase in average attendance for the first time since 1987-88 (12.8%).
- Whalers finish season with the NHL's best overtime record (4-0-5) for the second straight season.

1993-94 IN REVIEW

CLOSING GAME ROSTER vs. Boston Bruins (away 4/1/94)

1	Sean Burke	G	17	Ted Drury	C
4	Frank Kucera	D	18	Robert Kron	LW
8	Geoff Sanderson	LW	20	Kevin Smyth	LW
10	Brad McCrimmon	D	21	Andrew Cassels	C
16	Pat Verbeek	RW	22	Mark Janssens	C

23	Jocelyn Lemieux	LW	33	Ted Crowley	D
24	Jim Storm	LW	35	Jeff Reese	G
25	Bob McGill	D	39	Robert Petrovicky	LW
26	Brian Propp	LW	44	Chris Pronger	D
29	Marc Potvin	RW	45	John Stevens	D

FINAL DIVISION STANDINGS

	GP	W	L	T	GF	GA	PTS
PITTSBURGH	84	44	27	13	299	285	101
BOSTON	84	42	29	13	289	252	97
MONTREAL	84	41	29	14	283	248	96
BUFFALO	84	43	32	9	282	218	95
QUEBEC	84	34	42	8	277	292	76
HARTFORD*	84	27	48	9	227	288	63
OTTAWA	84	14	61	9	201	397	37

*Did not make playoffs.

COMPLETE RESULTS (*Overtime)

DATE	W/L	SCORE	OPP.	DATE	W/L	SCORE	OPP.
10/6	L	3-4	at MTL	1/12	L	4-6	at LA
10/9	L	2-5	PHI	1/14	L	3-6	at ANA
10/10	W	3-2	at BUF	1/15	L	2-8	at SJ
10/13	W	4-3	MTL	1/17	L	3-5	at BOS
10/14	W	6-2	at CHI	1/19	T	3-3*	TOR
10/16	L	3-5	at PIT	1/24	L	1-2	BOS
10/19	L	2-7	at TOR	1/26	L	0-3	MTL
10/20	L	2-5	QUE	1/27	T	1-1*	at OTT
10/23	T	3-3*	BUF	1/29	L	2-3	QUE
10/27	L	1-5	at DAL	2/1	W	2-1	at QUE
10/28	L	1-2	at STL	2/2	L	2-9	at MTL
10/30	L	1-4	NYR	2/4	T	2-2*	at WIN
11/1	L	2-4	STL	2/6	W	4-2	at VAN
11/3	L	3-6	CGY	2/11	L	1-4	at CGY
11/6	L	3-5	at NYI	2/12	W	5-2	at EDM
11/10	W	4-3*	OTT	2/16	L	3-5	BUF
11/13	T	4-4*	EDM	2/17	L	4-6	at PIT
11/17	L	2-4	BOS	2/19	W	4-2	NYR
11/18	L	3-6	at PHI	2/24	L	0-3	at DET
11/20	L	2-3	SJ	2/26	T	1-1*	NJ
11/23	W	2-1*	at FLA	2/27	L	1-3	WSH
11/24	L	1-4	at TB	3/2	L	1-4	LA
11/27	W	4-0	FLA	3/4	W	2-1	at FLA
11/29	W	4-2	at OTT	3/5	L	2-4	at TB
12/1	W	5-3	DET	3/9	W	4-1	TB
12/4	L	6-7*	PIT	3/10	L	0-4	at NJ
12/7	W	6-1	at WSH	3/12	T	2-2*	DAL
12/8	L	1-4	VAN	3/13	L	2-3	PIT
12/11	L	0-3	BUF	3/16	L	0-4	at NYR
12/12	T	2-2*	at BOS	3/17	L	1-4	at QUE
12/15	L	2-5	at NYR	3/19	W	5-3	at PHI
12/18	W	4-1	WSH	3/22	L	1-4	at WSH
12/22	W	6-3	NJ	3/25	L	3-6	at BUF
12/23	W	2-1	at OTT	3/26	L	2-3	ANA
12/26	W	3-2*	OTT	3/29	L	2-6	at DET
12/28	L	2-4	at NJ	3/30	W	3-2*	CHI
12/29	L	3-5	FLA	4/2	L	5-6	PHI
1/1	W	4-3	at NYI	4/6	T	3-3*	NYI
1/2	W	7-2	PIT	4/7	L	2-5	at QUE
1/5	W	4-0	WIN	4/10	W	6-4	TB
1/6	L	1-2	STL	4/11	L	1-3	MTL
1/8	W	6-0	NYI	4/14	W	3-2	at BOS

MAJOR TRADES

11/02/93 – Bryan Marchment and Steve Larmer acquired from CHI for Patrick Poulin and Eric Weinrich.

11/02/93 – Darren Turcotte and James Patrick acquired from NYR for Nick Kypreos, Barry Richter, Steve Larmer and a 1994 sixth-round draft pick (Yuri Litinev).

12/16/93 – Alexander Godynuk acquired from FLA for Jim McKenzie.

3/10/94 – Gary Suter, Ted Drury and Paul Ranheim acquired from CGY for Zarley Zalapski, James Patrick and Michael Nylander.

5/11/94 – Frantisek Kucera and Jocelyn Lemieux acquired from CHI for Gary Suter, Randy Cunneynworth and a 1995 third-round pick (later traded to VAN for Larry Courville).

FINAL STATISTICS (Whalers games only)

PLAYER	GP	SCORING				PIM	PP	SH	GW	GT
		G	A	PTS						
PAT VERBEEK	84	37	38	75	177	15	1	3	1	
GEOFF SANDERSON	82	41	26	67	42	15	1	6	2	
ANDREW CASSELS	79	16	42	58	37	8	1	3	0	
ROBERT KRON	77	24	26	50	8	2	1	3	0	
MICHAEL NYLANDER	58	11	33	44	24	4	0	1	2	
ZARLEY ZALAPSKI	56	7	30	37	56	0	0	0	0	
CHRIS PRONGER	81	5	25	30	113	2	0	0	0	
BRIAN PROPP	65	12	17	29	44	3	1	2	0	
JAMES PATRICK	47	8	20	28	32	4	1	2	1	
ADAM BURT	63	1	17	18	75	0	0	0	0	
RANDY CUNNEYWORTH	63	9	8	17	87	0	1	1	0	
JIM STORM	68	6	10	16	27	1	0	0	0	
IGOR CHIBIREV	37	4	11	15	2	0	0	1	0	
DARREN TURCOTTE	19	2	11	13	4	0	0	0	0	
ALEXANDER GODYNYUK	43	3	9	12	40	0	0	1	0	
MARK JANSSENS	84	2	10	12	137	0	0	0	0	
ROBERT PETROVICKY	33	6	5	11	39	1	0	0	0	
BRYAN MARCHMENT	42	3	7	10	124	0	1	1	0	
MARK GREIG	31	4	5	9	31	0	0	0	0	
JIM SANDLAK	27	6	2	8	32	2	0	1	0	
JOCELYN LEMIEUX	16	6	1	7	19	0	0	2	0	
TED DRURY	16	1	5	6	10	0	0	0	0	
BRAD McCRIMMON	65	1	5	6	72	0	0	0	0	
KEVIN SMYTH	21	3	2	5	10	0	0	0	0	
MARC POTVIN	51	2	3	5	246	0	0	0	0	
FRANTISEK KUCERA	16	1	3	4	14	1	0	0	0	
PAUL RANHEIM	15	0	3	3	2	0	0	0	0	
TED CROWLEY	21	1	2	3	10	1	0	0	0	
PATRICK POULIN	9	2	1	3	11	1	0	0	0	
JOHN STEVENS	9	0	3	3	4	0	0	0	0	
BOB MCGILL	30	0	3	3	41	0	0	0	0	
JIM MCKENZIE	26	1	2	3	67	0	0	0	0	
ERIC WEINRICH	8	1	1	2	2	1	0	0	0	
TODD HARKINS	28	1	0	1	49	0	0	0	0	
JEFF REESE	19	0	1	1	0	0	0	0	0	
DAN KECZMER	12	0	1	1	12	0	0	0	0	
MIKE TOMLAK	1	0	0	0	0	0	0	0	0	
MIKE LENARDUZZI	1	0	0	0	0	0	0	0	0	
YVON CORRIVEAU	3	0	0	0	0	0	0	0	0	
MARIO GOSSELIN	7	0	0	0	0	0	0	0	0	
ALLEN PEDERSEN	7	0	0	0	9	0	0	0	0	
FRANK PIETRANGELO	19	0	0	0	2	0	0	0	0	
SEAN BURKE	47	0	0	0	16	0	0	0	0	
DOUG HOUDA	7	0	0	0	23	0	0	0	0	
NICK KYPREOS	10	0	0	0	37	0	0	0	0	

PLAYER	GP	GOALTENDING			SO	W-L-T
		MIN	GA	GAA		
MIKE LENARDUZZI	1	21	1	2.86	0	0-0-0
SEAN BURKE	47	2750	137	2.99	2	17-24-5
JEFF REESE	19	1057	56	3.18	1	5-9-3
FRANK PIETRANGELO	19	984	59	3.60	0	5-11-1
MARIO GOSSELIN	7	239	21	5.27	0	0-4-0

SEASON HIGHLIGHTS

- Geoff Sanderson has his second straight 40-goal season, leading the Whalers with 41.
- Andrew Cassels is the Whalers' top playmaker for the second straight season with 42 assists.
- Paul Holmgren steps down as head coach to concentrate on his duties as general manager. He is replaced by Pierre McGuire on November 16.
- Eleven Whalers finish the season with other NHL clubs as the team makes major trades with Chicago, Florida, Calgary and the NY Rangers.
- On the day the Whalers host the 1994 Entry Draft, the club is sold to Peter Karmanos Jr., Thomas Thewes and Jim Rutherford. Holmgren is named head coach and Rutherford becomes club president and general manager.

CLOSING GAME ROSTER vs. Philadelphia Flyers (home 4/16/93)

3	Zarley Zalapski	D	11	Yvon Corriveau	RW	23	Paul Gillis	C	30	Mike Lenarduzzi	G
4	Eric Weinrich	D	12	Barry Nieckar	LW	24	Patrick Poulin	LW	36	Michael Nylander	C
6	Adam Burt	D	16	Pat Verbeek	RW	25	Terry Yake	C	38	Robert Kron	RW
7	Randy Cunneyworth	LW	21	Andrew Cassels	C	27	Doug Houda	D	40	Frank Pietrangelo	G
8	Geoff Sanderson	LW	22	Mark Janssens	C	29	Randy Ladouceur	D	41	Al Pedersen	D

FINAL DIVISION STANDINGS

	GP	W	L	T	GF	GA	PTS
BOSTON	84	51	26	7	332	268	109
QUEBEC	84	47	27	10	351	300	104
MONTREAL	84	48	30	6	326	280	102
BUFFALO	84	38	36	10	335	297	86
HARTFORD*	84	26	52	6	284	369	58
OTTAWA	84	10	70	4	202	395	24

*Did not make playoffs.

COMPLETE RESULTS (*Overtime)

DATE	W/L	SCORE	OPP.	DATE	W/L	SCORE	OPP.
10/6	L	1-5	MTL	1/13	L	3-7	at MTL
10/8	L	2-3*	at BOS	1/15	L	1-3	at EDM
10/10	L	2-5	BUF	1/16	L	3-8	at VAN
10/12	L	2-6	at NYR	1/18	L	7-8	WIN
10/14	W	4-1	OTT	1/21	W	4-2	SJ
10/17	L	3-7	PIT	1/23	L	2-6	CHI
10/20	W	5-4	at NJ	1/24	L	4-5*	at PHI
10/22	W	5-1	at OTT	1/27	W	6-5	at MTL
10/24	L	2-4	at NYI	1/28	L	2-5	at OTT
10/28	L	3-4*	NJ	1/30	L	3-6	WIN
10/31	L	1-7	LA	2/3	L	2-3	at BUF
11/3	T	3-3*	QUE	2/8	L	1-3	STL
11/6	L	2-5	at DET	2/12	W	6-2	at WIN
11/7	L	2-6	WSH	2/13	L	3-4*	at CGY
11/11	L	3-4	CGY	2/17	L	3-5	BUF
11/13	L	2-8	at BUF	2/20	W	7-3	EDM
11/14	L	0-2	DET	2/21	L	3-4	PIT
11/18	W	5-2	STL	2/24	L	2-5	PHI
11/19	W	4-2	at OTT	2/27	W	5-3	at QUE
11/21	L	2-8	at QUE	2/28	L	6-7*	NYI
11/25	L	1-6	MTL	3/3	L	4-7	NJ
11/27	L	4-5*	at BOS	3/5	W	4-2	at BUF
11/28	W	4-3*	BOS	3/6	W	5-1	VAN
12/1	L	4-8	at STL	3/8	W	4-2	at QUE
12/3	W	7-5	at SJ	3/10	L	3-5	at TOR
12/5	L	3-7	at LA	3/13	T	3-3*	BUF
12/9	W	6-2	OTT	3/16	W	4-3*	at TB
12/11	L	3-9	at BUF	3/19	L	2-5	at WSH
12/12	T	1-1	BUF	3/22	L	4-5	at BOS
12/16	W	6-3	WSH	3/24	L	5-6*	MTL
12/18	L	3-4	at WSH	3/27	W	2-1	at MIN
12/19	T	4-4*	NYR	3/28	L	0-3	at CHI
12/21	W	5-2	at MTL	3/30	L	1-3	BOS
12/23	W	3-1	TB	4/1	L	2-10	at PIT
12/26	L	4-9	BOS	4/3	W	7-3	OTT
12/27	L	2-6	at NJ	4/5	W	5-4	at NYR
12/31	L	2-6	QUE	4/7	W	6-1	at OTT
1/2	L	2-3*	at BOS	4/10	L	3-6	at QUE
1/3	T	6-6*	MIN	4/11	L	2-4	TOR
1/6	L	1-3	BUF	4/13	T	3-3*	at NYI
1/9	W	4-2	QUE	4/14	W	5-4*	NYI
1/10	L	5-7	MTL	4/16	L	4-5*	PHI

FINAL STATISTICS (Whalers games only)

PLAYER	GP	G	SCORING		PIM	PP	SH	GW	GT
			A	PTS					
GEOFF SANDERSON	82	46	43	89	28	21	2	4	0
ANDREW CASSELS	84	21	65	86	62	8	3	1	0
PAT VERBEEK	84	39	43	82	197	16	0	6	2
ZARLEY ZALAPSKI	83	14	51	65	94	8	1	0	0
TERRY YAKE	66	22	31	53	46	4	1	2	0
PATRICK POULIN	81	20	31	51	37	4	0	2	0
ERIC WEINRICH	79	7	29	36	76	0	2	2	0
MICHAEL NYLANDER	59	11	22	33	36	3	0	1	0
MARK JANSSENS	76	12	17	29	237	0	0	1	0
NICK KYPREOS	75	17	10	27	325	0	0	2	1
ADAM BURT	65	6	14	20	116	0	0	0	0
YVON CORRIVEAU	37	5	5	10	14	1	0	1	0
RANDY CUNNEYWORTH	39	5	4	9	63	0	0	1	0
ROBERT PETROVICKY	42	3	6	9	45	0	0	0	0
JIM MCKENZIE	64	3	6	9	202	0	0	0	0
DAN KECZMER	23	4	4	8	28	2	0	1	0
DOUG HOUDA	60	2	6	8	167	0	0	0	0
MARK GREIG	22	1	7	8	27	0	0	0	0
JOE DAY	24	1	7	8	47	0	0	0	0
RANDY LADOUCEUR	62	2	4	6	109	0	0	0	0
TIM KERR	22	0	6	6	7	0	0	0	0
ROBERT KRON	13	4	2	6	4	2	0	0	0
JAMIE LEACH	19	3	2	5	2	0	0	0	0
ALLEN PEDERSEN	59	1	4	5	60	0	0	0	0
PAUL GILLIS	21	1	1	2	40	0	0	0	0
SEAN BURKE	50	0	2	2	25	0	0	0	0
CHRIS GOVEDARIS	7	1	0	1	0	0	0	0	0
MARIO GOSSELIN	16	0	1	1	0	0	0	0	0
CORRIE D'ALESSIO	1	0	0	0	0	0	0	0	0
SCOTT DANIELS	1	0	0	0	19	0	0	0	0
BARRY NIECKAR	2	0	0	0	2	0	0	0	0
MIKE LENARDUZZI	3	0	0	0	0	0	0	0	0
JIM AGNEW	16	0	0	0	68	0	0	0	0
FRANK PIETRANGELO	30	0	0	0	4	0	0	0	0

PLAYER	GP	GOALTENDING		GAA	SO	W-L-T
		MIN	GA			
CORRIE D'ALESSIO	1	11	0	0.00	0	0-0-0
MIKE LENARDUZZI	3	168	9	3.21	0	1-1-1
MARIO GOSSELIN	16	867	57	3.94	0	5-9-1
SEAN BURKE	50	2656	184	4.16	0	16-27-3
FRANK PIETRANGELO	30	1373	111	4.85	0	4-15-1

SEASON HIGHLIGHTS

- Geoff Sanderson represents the Whalers in the NHL All-Star Skills Competition, and he is chosen as Hartford's MVP by his teammates. Sanderson leads the team with 46 goals and 89 points, including a club record 21 power play goals.
- Andrew Cassels leads the Whalers in assists with 65 in his first full season in Hartford.
- Brian Burke joins the Whalers as general manager.
- Nick Kypreos ties a club record with 42 penalty minutes on December 11 at Buffalo en route to winning the Favorite Whaler and Heavy Hitter awards.
- Captain Pat Verbeek registers his first two hat tricks as a Whaler against Edmonton 2/20 and the New York Islanders 2/28.

MAJOR TRADES

6/15/92 – Obtained Nick Kypreos from WSH for Mark Hunter and Yvon Corriveau.

8/28/92 – Obtained Sean Burke and Eric Weinrich from NJ for Bobby Holik, a 2nd-round 1993 draft pick (Jay Pandolfo) and future considerations.

9/03/92 – Obtained Mark Janssens from MIN for James Black.

11/24/92 – Traded John Cullen to TOR for a 1993 2nd-round pick (later traded to SJ in Chris Pronger trade).

3/22/93 – Obtained Robert Kron, 1993 3rd-round pick (Marek Malik) and future considerations from VAN for Murray Craven and the 1993 5th-round pick from VAN in the Corrie D'Alessio trade.

5/17/93 – Obtained Jim Sandlak from VAN to complete the 03/22 trade.

1991-92 IN REVIEW

CLOSING GAME ROSTER *vs. Philadelphia Flyers (away 4/15/92)*

3	Zarley Zalapski	D	11	John Cullen	C	24	Bobby Holik	RW	35	Kay Whitmore	G
5	Steve Konroyd	D	12	Murray Craven	LW	25	Mark Bergevin	D	36	Daniel Shank	RW
6	Adam Burt	D	16	Pat Verbeek	LW	26	Mark Hunter	RW	37	Patrick Poulin	LW
7	Randy Cunneynworth	LW	20	Yvon Corriveau	LW	29	Randy Ladouceur	D	40	Frank Pietrangelo	G
8	Geoff Sanderson	LW	21	Andrew Cassels	C	34	Mikael Anderson	C	46	Todd Richards	D

FINAL DIVISION STANDINGS

	GP	W	L	T	GF	GA	PTS
MONTREAL	80	41	28	11	267	207	93
BOSTON	80	36	32	12	270	275	84
BUFFALO	80	31	37	12	289	299	74
HARTFORD*	80	26	41	13	247	283	65
QUEBEC	80	20	48	12	255	318	52

**Lost to Montreal in Adams Division Semi-Finals, 4-3.*

COMPLETE RESULTS *(*Overtime)*

DATE	W/L	SCORE	OPP.	DATE	W/L	SCORE	OPP.
10/5	L	2-4	at QUE	1/15	L	3-4	BOS
10/8	T	2-2*	MTL	1/16	L	3-4*	at BOS
10/12	W	5-2	NYR	1/21	T	3-3*	WIN
10/14	W	4-3	at MTL	1/25	T	4-4*	BOS
10/16	W	3-2	at WIN	1/26	L	1-3	at MTL
10/19	W	4-1	BUF	1/28	L	3-4	MIN
10/23	W	3-0	SJ	1/31	L	1-4	at EDM
10/26	L	2-4	CHI	2/1	T	4-4*	at VAN
10/27	L	1-5	at BUF	2/4	L	5-6	at SJ
10/30	T	4-4*	LA	2/6	T	5-5*	at LA
11/1	L	5-8	at DET	2/9	T	4-4*	MIN
11/2	W	6-5	at PIT	2/11	W	5-1	BUF
11/6	L	2-3	CGY	2/13	L	1-3	EDM
11/9	W	4-3	at STL	2/15	L	1-4	at NJ
11/10	L	0-3	CHI	2/16	L	4-5	at BUF
11/12	W	5-4	QUE	2/19	T	2-2*	MTL
11/14	T	2-2*	MTL	2/22	W	4-0	QUE
11/16	L	4-5*	BOS	2/23	L	0-4	DET
11/17	W	3-1	at TOR	2/25	L	2-5	STL
11/22	L	2-8	at NJ	2/27	W	8-4	at PIT
11/23	L	2-3	WSH	2/29	W	5-4*	at MIN
11/25	L	2-5	at QUE	3/1	L	4-9	at NYR
11/27	W	7-3	at PHI	3/3	W	4-0	BOS
11/30	W	3-2	MTL	3/5	L	4-10	QUE
12/1	L	4-5	BOS	3/7	L	1-5	VAN
12/4	L	0-3	TOR	3/9	L	0-2	at QUE
12/7	T	6-6*	BUF	3/11	W	4-0	LA
12/13	W	8-4	at BUF	3/13	W	1-0	at WIN
12/14	L	2-6	NYR	3/14	L	1-3	at EDM
12/17	L	2-4	NYI	3/16	W	4-3	at CGY
12/19	L	1-4	NJ	3/18	L	2-3	at VAN
12/21	L	2-3*	at MTL	3/21	L	4-5	SJ
12/23	W	4-3	BUF	3/22	T	2-2*	PIT
12/26	L	2-3	at BOS	3/24	W	8-2	at WSH
12/28	L	1-4	at QUE	3/26	L	2-7	at STL
12/29	W	6-4	NYI	3/28	L	1-3	CHI
1/2	W	4-1	QUE	3/29	T	2-2*	at BUF
1/4	T	2-2*	WSH	4/2	W	4-2	PHI
1/9	L	1-2	at NYI	4/13	L	3-6	at BOS
1/11	L	2-3	at MTL	4/15	W	4-3*	at PHI

MAJOR TRADES

9/17/91 – Andrew Cassels is acquired from MTL for a 1992 second-round draft pick (Valeri Bure).

11/13/91 – Murray Craven and a 1992 fourth-round draft pick (Kevin Smyth) acquired from PHI for Kevin Dineen.

1/24/92 – Steve Konroyd is acquired from CHI for Rob Brown.

3/10/92 – Frank Pietrangelo is acquired from PIT for 1994 third- and seventh-round picks (Sven Butenschon and Serge Habin).

7/08/92 – Tim Kerr is acquired from NYR for a 1993 seventh-round draft pick (Sergei Kondrashkin).

FINAL STATISTICS *(Whalers games only)*

PLAYER	SCORING							
	GP	G	A	PTS	PIM	PP	SH	GW
JOHN CULLEN	77	26	51	77	141	10	0	4
PAT VERBEEK	76	22	35	57	243	10	0	3
ZARLEY ZALAPSKI	79	20	37	57	116	4	0	3
MURRAY CRAVEN	61	24	30	54	38	8	4	1
MIKAEL ANDERSSON	74	18	29	47	14	1	3	1
BOBBY HOLIK	76	21	24	45	44	1	0	2
ANDREW CASSELS	67	11	30	41	18	2	2	3
GEOFF SANDERSON	64	13	18	31	18	2	0	1
ROB BROWN	42	16	15	31	39	13	0	2
BRAD SHAW	62	3	22	25	44	0	0	0
ADAM BURT	66	9	15	24	93	4	0	1
MARC BERGEVIN	75	7	17	24	64	4	1	1
MARK HUNTER	63	10	13	23	159	5	0	0
YVON CORRIVEAU	38	12	8	20	36	3	0	0
RANDY CUNNEYNWORTH	39	7	10	17	71	0	0	1
STEVE KONROYD	33	2	10	12	32	1	0	0
JAMES BLACK	30	4	6	10	14	1	0	1
RANDY LADOUCEUR	74	1	9	10	127	0	0	0
DOUG HOUDA	56	3	6	9	125	1	0	1
MICHEL PICARD	25	3	5	8	6	1	0	0
JIM MCKENZIE	67	5	1	6	87	0	0	0
KEVIN DINEEN	16	4	2	6	23	1	0	1
MARK GREIG	17	0	5	5	6	0	0	0
ED KASTELIC	25	1	3	4	61	0	0	0
JOHN STEVENS	21	0	4	4	19	0	0	0
BARRY PEDERSON	5	2	2	4	0	1	0	0
PAUL CYR	17	0	3	3	19	0	0	0
JOE DAY	24	0	3	3	10	0	0	0
DANIEL SHANK	13	2	0	2	18	0	0	0
TERRY YAKE	15	1	1	2	4	0	0	0
PAUL GILLIS	12	0	2	2	48	0	0	0
PETER SIDORKIEWICZ	35	0	1	1	2	0	0	0
KAY WHITMORE	45	0	1	1	16	0	0	0
JERGUS BACA	1	0	0	0	0	0	0	0
DAN KECZMER	1	0	0	0	0	0	0	0
PATRICK POULIN	1	0	0	0	2	0	0	0
MIKE TOMLAK	6	0	0	0	0	0	0	0
TODD RICHARDS	6	0	0	0	2	0	0	0
FRANK PIETRANGELO	5	0	0	0	0	0	0	0
LEE NORWOOD	6	0	0	0	16	0	0	0
CHRIS TANCILL	10	0	0	0	2	0	0	0

PLAYER	GP	GOALTENDING			SO	W-L-T
		MIN	GA	GAA		
KAY WHITMORE	45	2567	155	3.62	3	14-21-6
PETER SIDORKIEWICZ	35	1995	111	3.34	2	9-19-6
FRANK PIETRANGELO	5	306	12	2.35	0	3-1-1

SEASON HIGHLIGHTS

- Rick Ley is replaced as coach of the club by Jim Roberts – June 7, 1991.
- Jim Roberts becomes the seventh head coach in the 12-year history of the Hartford Whalers – June 7, 1991.
- Jay Leach is named head coach of the Springfield Indians, replacing Roberts – August 7, 1991.
- John Cullen is chosen by his teammates as the team's MVP, and is selected to represent the Whalers in the NHL All-Star Game.

CLOSING GAME ROSTER vs. Boston Bruins (away 4/13/91)

3	Zarley Zalapski	D	17	Todd Krygier	LW
4	Rob Brown	RW	18	Paul Cyr	LW
11	Kevin Dineen	RW	20	Yvon Corriveau	LW
12	Dean Evason	C	21	Sylvain Cote	D
15	John Cullen	C	24	Bobby Holik	RW
16	Pat Verbeek	RW	26	Mark Hunter	RW

27	Doug Houda	D	35	Kay Whitmore	G
28	Mike Tomlak	C	38	Terry Yake	C
29	Randy Ladouceur	D	46	Todd Richards	D
30	Peter Sidorkiewicz	G			
32	Brad Shaw	D			
33	Jim McKenzie	LW			

FINAL DIVISION STANDINGS

	GP	W	L	T	GF	GA	PTS
BOSTON	80	44	24	12	299	264	100
MONTREAL	80	39	30	11	273	249	89
BUFFALO	80	31	30	19	292	278	81
HARTFORD*	80	31	38	11	238	276	73
QUEBEC	80	16	50	14	236	354	46

*Lost to Boston in Adams Division Semifinals 4-2.

COMPLETE RESULTS (*Overtime)

DATE	W/L	SCORE	OPP.	DATE	W/L	SCORE	OPP.
10/4	T	3-3*	QUE	1/2	W	5-2	at VAN
10/6	W	5-4	NYR	1/5	W	4-3	WIN
10/8	L	3-5	at MTL	1/8	L	3-4*	at LA
10/10	W	4-3	BUF	1/10	W	5-4	at VAN
10/12	L	2-4	at DET	1/12	T	2-2*	at TOR
10/13	W	5-2	MTL	1/13	L	3-4	at NYR
10/16	T	1-1*	at QUE	1/16	W	4-3	LA
10/17	W	3-1	at TOR	1/23	W	5-4	CGY
10/19	L	2-5	at LA	1/24	L	0-3	at BOS
10/24	L	0-3	at MIN	1/26	W	5-3	PHI
10/27	L	2-4	VAN	1/29	L	1-8	NYI
10/28	L	0-5	at BUF	1/31	L	3-4*	at STL
10/31	L	2-4	MTL	2/2	W	2-0	at PHI
11/3	L	1-4	STL	2/3	T	1-1*	at NYI
11/6	T	1-1*	CHI	2/6	W	5-1	EDM
11/9	L	4-5	at WIN	2/9	L	2-5	CGY
11/10	W	3-2	at MIN	2/10	W	3-1	CHI
11/14	W	3-1	BOS	2/13	W	6-2	DET
11/15	W	4-2	at NJ	2/15	L	3-5	at NYR
11/17	W	4-2	WSH	2/16	W	2-1	at MTL
11/21	T	4-4*	QUE	2/20	W	5-3	MTL
11/23	W	4-3	at BOS	2/23	L	4-5	BUF
11/24	L	3-4	BOS	2/24	T	5-5*	at BUF
11/28	L	3-4	QUE	2/26	L	4-5	at WIN
11/29	W	6-4	at PIT	2/28	L	3-6	at CHI
12/1	L	2-4	EDM	3/2	T	3-3*	at QUE
12/3	W	4-2	at MTL	3/3	T	4-4*	TOR
12/5	L	3-4	MTL	3/5	L	1-4	STL
12/7	W	4-3*	at BUF	3/9	L	2-5	PIT
12/8	W	3-1	PIT	3/10	L	1-2	QUE
12/12	L	1-5	BOS	3/12	W	3-2	at WSH
12/13	L	2-8	at BOS	3/14	W	4-2	DET
12/15	W	3-2	at WSH	3/16	W	6-2	NJ
12/18	L	3-4*	BUF	3/17	L	1-6	at BUF
12/20	L	2-4	at NYI	3/19	T	1-1*	BOS
12/22	W	1-0	PHI	3/23	L	3-7	at QUE
12/23	L	2-5	MIN	3/25	L	2-3*	at MTL
12/26	W	4-1	at QUE	3/27	L	3-4*	at NJ
12/29	L	2-8	at CGY	3/30	T	5-5*	BUF
12/30	L	3-4	at EDM	3/31	L	3-7	at BOS

MAJOR TRADES

12/02/90 – Rob Brown is acquired from PIT for Scott Young.

2/20/91 – Doug Houda is acquired from DET for Doug Crossman.

3/04/91 – John Cullen, Zarley Zalapski and Jeff Parker are acquired from PIT for Ron Francis, Ulf Samuelsson and Grant Jennings.

FINAL STATISTICS (Whalers games only)

PLAYER	GP	G	A	PTS	SCORING					
					PIM	PP	SH	GW	GT	
PAT VERBEEK	80	43	39	82	246	15	0	5	1	
RON FRANCIS	67	21	55	76	51	10	1	6	0	
KEVIN DINEEN	61	17	30	47	104	4	0	2	0	
BOBBY HOLIK	78	21	22	43	113	8	0	3	0	
ROB BROWN	44	18	24	42	101	10	0	2	0	
RAY FERRARO	61	19	16	35	52	5	0	1	1	
BRAD SHAW	72	4	28	32	29	2	0	1	0	
TODD KRYGIER	72	13	17	30	95	3	0	2	3	
DEAN EVASON	75	6	23	29	170	1	0	0	0	
PAUL CYR	70	12	13	25	107	0	1	2	0	
DOUG CROSSMAN	41	4	19	23	19	2	0	0	0	
CAREY WILSON	45	8	15	23	16	4	0	1	0	
ULF SAMUELSSON	62	3	18	21	174	0	0	0	0	
SYLVAIN COTE	73	7	12	19	17	1	0	0	0	
JOHN CULLEN	13	8	8	16	18	4	0	1	0	
MIKE TOMLAK	64	8	8	16	55	0	1	0	0	
SCOTT YOUNG	34	6	9	15	8	3	1	2	0	
RANDY CUNNEYWORTH	32	9	5	14	49	0	0	1	0	
MIKAEL ANDERSSON	41	4	7	11	8	0	0	0	0	
ADAM BURT	42	2	7	9	63	1	0	1	0	
MARK HUNTER	11	4	3	7	40	1	0	0	0	
JIM MCKENZIE	41	4	3	7	108	0	0	0	0	
DAVE BABYCH	8	0	6	6	4	0	0	0	0	
ZARLEY ZALAPSKI	11	3	3	6	6	3	0	0	0	
GRANT JENNINGS	44	1	4	5	82	0	0	0	0	
TERRY YAKE	19	1	4	5	10	0	0	1	0	
RANDY LADOUCEUR	67	1	3	4	118	0	0	0	0	
CHRIS GOVEDARIS	14	1	3	4	4	0	0	1	0	
ED KASTELIC	45	2	2	4	211	0	0	0	0	
TODD RICHARDS	2	0	4	4	2	0	0	0	0	
PETER SIDORKIEWICZ	52	0	4	4	6	0	0	0	0	
DOUG HOUDA	19	1	2	3	41	0	0	0	1	
YVON CORRIVEAU	23	1	1	2	18	0	0	0	0	
CHRIS TANCILL	9	1	1	2	4	0	1	0	0	
JERGUS BACA	9	0	2	2	14	0	0	0	0	
GEOFF SANDERSON	2	1	0	1	0	0	0	0	0	
JOHN STEVENS	14	0	1	1	11	0	0	0	0	
MICHEL PICARD	5	1	0	1	2	0	0	0	0	
KAY WHITMORE	18	0	1	1	4	0	0	0	0	
BRIAN CHAPMAN	3	0	0	0	29	0	0	0	0	
MARC BERGEVIN	4	0	0	0	4	0	0	0	0	
MARK GREIG	4	0	0	0	0	0	0	0	0	
JAMES BLACK	1	0	0	0	0	0	0	0	0	
JEFF PARKER	4	0	0	0	2	0	0	0	0	
ROSS MCKAY	1	0	0	0	0	0	0	0	0	
DARYL REAUGH	20	0	0	0	4	0	0	0	0	

PLAYER	GP	GOALTENDING				W-L-T
		MIN	GA	GAA	SO	
PETER SIDORKIEWICZ	52	2953	164	3.33	1	21-22-7
DARYL REAUGH	20	1010	53	3.15	1	7-7-1
KAY WHITMORE	18	850	52	3.67	0	3-9-3
ROSS MCKAY	1	35	3	5.14	0	0-0-0

SEASON HIGHLIGHTS

- Pat Verbeek is chosen by his teammates as team MVP, and he is the Whalers' representative in the NHL All-Star Game.
- John Cullen finishes fifth in the NHL scoring race with 110 points, the highest point total ever recorded by a Whaler in the team's WHA and NHL history.
- Kevin Dineen is selected as the NHL Budweiser Man-of-the-Year.

1989-90 IN REVIEW

CLOSING GAME ROSTER vs. Boston Bruins (home 4/17/90)

5	Ulf Samuelsson	D	12	Dean Evason	C	21	Sylvain Cote	D	29	Randy Ladouceur	D
7	Randy Cunneynworth	LW	14	Chris Govedaris	RW	25	Grant Jennings	D	30	Peter Sidorkiewicz	G
8	Jody Hull	RW	15	Dave Tippett	LW	26	Ray Ferraro	C	32	Brad Shaw	D
10	Ron Francis	C	16	Pat Verbeek	RW	27	Scott Young	RW	35	Kay Whitmore	G
11	Kevin Dineen	RW	17	Todd Krygier	LW	28	Mike Tomlak	C	44	Dave Babych	D

FINAL DIVISION STANDINGS

	GP	W	L	T	GF	GA	PTS
BOSTON	80	46	25	9	289	232	101
BUFFALO	80	45	27	8	286	248	98
MONTREAL	80	41	28	11	288	234	93
HARTFORD*	80	38	33	9	275	268	85
QUEBEC	80	12	61	7	240	407	31

*Lost to Boston in Adams Division Semifinals 4-3.

COMPLETE RESULTS (*Overtime)

DATE	W/L	SCORE	OPP.	DATE	W/L	SCORE	OPP.
10/5	L	1-4	MTL	1/5	L	4-6	at CGY
10/7	L	4-6	MIN	1/6	T	4-4*	at EDM
10/8	W	9-6	at QUE	1/10	W	3-1	at VAN
10/11	W	4-1	WSH	1/13	W	6-3	at LA
10/13	L	1-4	at BUF	1/15	L	1-4	at BOS
10/14	L	2-3	NJ	1/17	T	5-5*	BOS
10/18	W	2-1	BUF	1/19	T	3-3*	CGY
10/19	L	3-7	at NYR	1/23	W	4-2	NYI
10/21	T	3-3*	DET	1/25	L	2-3	at STL
10/23	L	2-3	at MTL	1/27	W	6-4	CHI
10/25	W	2-0	QUE	1/30	T	4-4*	EDM
10/26	W	7-3	at NJ	2/1	L	1/2	at PHI
10/28	W	1-0	at BOS	2/3	W	5-1	at QUE
11/1	L	3-5	STL	2/4	L	0-2	at MTL
11/3	W	4-3	at DET	2/7	W	5-3	at MIN
11/4	W	6-3	LA	2/9	L	1-4	VAN
11/8	L	3-6	BUF	2/10	W	6-2	TOR
11/10	W	4-2	at WIN	2/14	T	6-6*	at TOR
11/12	L	2-4	at CHI	2/17	L	3-7	at MTL
11/14	W	3-0	at DET	2/18	W	6-4	at BUF
11/15	L	2-5	BOS	2/21	W	3-2	QUE
11/18	L	2-3	NYR	2/23	L	3-7	at BUF
11/22	L	2-4	QUE	2/24	L	1-3	WIN
11/25	W	5-2	PHI	2/28	W	3-1	MTL
11/26	L	2-4	at BUF	3/2	W	4-3	at WSH
11/28	L	2-4	BUF	3/3	W	6-4	NYR
11/30	W	5-3	at STL	3/6	W	4-2	at NYI
12/2	W	4-3	at MON	3/8	L	6-7	TOR
12/6	L	3-4	NYI	3/10	L	0-5	BUF
12/7	W	4-3	at BOS	3/11	L	3-4	BOS
12/9	W	7-3	NJ	3/13	W	1-0	at VAN
12/13	L	2-5	LA	3/17	L	4-5	at CGY
12/14	W	3-2	at PHI	3/18	W	3-1	at EDM
12/16	L	2-5	WSH	3/21	W	4-1	QUE
12/19	W	8-4	at PIT	3/24	W	7-4	MTL
12/20	W	4-3	BOS	3/25	W	4-2	PIT
12/23	W	4-3	MIN	3/27	T	3-3*	at PIT
12/26	T	3-3*	at QUE	3/29	L	2-3	at BOS
12/30	L	3-7	at CHI	3/31	W	3-2	at QUE
1/3	L	2-4	WIN	4/1	T	1-1*	MTL

MAJOR TRADES

6/17/89 – Obtained Pat Verbeek from NJ for Sylvain Turgeon.
12/13/89 – Obtained Randy Cunneynworth from WPG for Paul MacDermid.
3/05/90 – Obtained Yvon Corriveau from WSH for Mike Liut.

FINAL STATISTICS (Whalers games only)

SCORING										
PLAYER	GP	G	A	PTS	PIM	PP	SH	GW	GT	
RON FRANCIS	80	32	69	101	73	15	1	5	1	
PAT VERBEEK	80	44	45	89	228	14	0	5	1	
KEVIN DINEEN	67	25	41	66	164	8	2	2	2	
SCOTT YOUNG	80	24	40	64	47	10	2	5	0	
RAY FERRARO	79	25	29	54	109	7	0	4	1	
DEAN EVASON	78	18	25	43	138	2	2	2	0	
DAVE BABYCH	72	6	37	43	62	4	0	1	0	
MIKAEL ANDERSSON	50	13	24	37	6	1	2	2	0	
BRAD SHAW	64	3	32	35	30	3	0	0	0	
TODD KRYGIER	58	18	12	30	52	5	1	3	1	
RANDY CUNNEYNWORTH	43	9	9	18	41	2	0	1	0	
DAVE TIPPETT	66	8	19	27	32	0	1	3	0	
MIKE TOMLAK	70	7	14	21	48	1	1	2	0	
YVON CORRIVEAU	13	4	1	5	20	0	0	0	0	
JODY HULL	38	7	10	17	21	2	0	0	0	
RANDY LADOUCEUR	71	3	12	15	126	0	0	0	0	
ULF SAMUELSSON	55	2	11	13	177	0	0	0	0	
ADAM BURT	63	4	8	12	105	1	0	0	1	
GRANT JENNINGS	64	3	6	9	171	0	0	0	0	
ED KASTELIC	67	6	2	8	198	0	0	0	0	
SYLVAIN COTE	28	4	2	6	14	1	0	1	1	
JOEL QUENNEVILLE	44	1	4	5	34	0	0	0	0	
BRIAN LAWTON	13	2	1	3	6	1	0	0	0	
TOM MARTIN	21	1	2	3	37	0	0	0	0	
TERRY YAKE	2	0	1	1	0	0	0	0	0	
JIM CULHANE	6	0	1	1	6	0	0	0	0	
KAY WHITMORE	9	0	1	1	4	0	0	0	0	
CHRIS GOVEDARIS	12	0	1	1	6	0	0	0	0	
PETER SIDORKIEWICZ	46	0	1	1	4	0	0	0	0	
MIKE LIUT	29	0	0	0	0	0	0	0	0	
JAMES BLACK	1	0	0	0	0	0	0	0	0	
BOB BODAK	1	0	0	0	7	0	0	0	0	
ALLEN TIER	2	0	0	0	6	0	0	0	0	
JIM MCKENZIE	5	0	0	0	4	0	0	0	0	
STEVE DYKSTRA	9	0	0	0	2	0	0	0	0	
MARC LAFORGE	9	0	0	0	43	0	0	0	0	

GOALTENDING						
PLAYER	GP	MIN	GA	GAA	SO	W-L-T
MIKE LIUT	29	1683	74	2.64	3	15-12-1
KAY WHITMORE	9	442	26	3.53	0	4-2-1
PETER SIDORKIEWICZ	46	2703	161	3.57	1	19-19-7

SEASON HIGHLIGHTS

- Ron Francis selected to play in his fourth NHL All-Star Game.
- Pat Verbeek is only NHL player to lead team in goals (44) and penalty minutes (228).
- Whalers produce second best record to date in their NHL history with 38-33-9 mark.
- Whalers sign 1989 first-round draft choice Bobby Holik to multi-year contract. Holik was visiting the U.S. after agreement was reached to allow him to play for Hartford in 1990-91 season.
- Whalers select Mikael Andersson in NHL Waiver Draft. Andersson goes on to tally career-high 37 points in 50 games.

CLOSING GAME ROSTER vs. Montreal Canadiens (home 4/9/89)

3 Joel Quenneville	D	12 Dean Evason	C	21 Sylvain Cote	D	30 Peter Sidorkiewicz	G
5 Ulf Samuelsson	D	14 Don Maloney	LW	23 Paul MacDermid	RW	32 Brad Shaw	D
7 Brian Lawton	C	15 Dave Tippett	LW	25 Grant Jennings	D	33 Norm Maciver	D
10 Ron Francis	C	16 Sylvain Turgeon	LW	26 Ray Ferraro	C	35 Kay Whitmore	G
11 Kevin Dineen	RW	20 John Anderson	LW	27 Scott Young	RW	44 Dave Babych	D

FINAL DIVISION STANDINGS

	GP	W	L	T	GF	GA	PTS
MONTREAL	80	53	18	9	315	218	115
BOSTON	80	37	29	14	289	256	88
BUFFALO	80	38	35	7	291	299	83
HARTFORD*	80	37	38	5	299	290	79
QUEBEC	80	27	46	7	262	342	61

*Lost to Montreal in Adams Division Semifinals 4-0.

COMPLETE RESULTS (*Overtime)

DATE	W/L	SCORE	OPP.	DATE	W/L	SCORE	OPP.
10/6	L	2-5	QUE	1/10	W	2-1	at WIN
10/8	L	2-6	BOS	1/14	L	6-9	at LA
10/9	L	1-3	at BOS	1/16	L	3-5	at TOR
10/12	W	4-3	at NYR	1/18	L	1-3	at MTL
10/15	W	7-5	CHI	1/19	W	6-4	MTL
10/19	L	4-5	at MTL	1/21	W	5-4	LA
10/22	W	8-6	PHI	1/23	W	5-0	at QUE
10/26	W	7-1	at BUF	1/25	T	3-3*	STL
10/28	L	3-5	at NJ	1/27	W	8-6	at NJ
10/29	W	3-0	NJ	1/28	L	2-3*	QUE
11/1	L	3-5	MTL	1/31	L	3-5	BUF
11/3	W	5-3	at BOS	2/3	L	0-1	at WSH
11/3	L	3-6	MTL	2/4	L	3-5	at NYI
11/5	L	2-3	VAN	2/9	W	5-2	BUF
11/7	L	3-6	at CGY	2/11	W	7-3	WIN
11/9	T	1-1*	at VAN	2/15	W	4-2	at TOR
11/10	L	2-7	at LA	2/18	W	4-3	at MIN
11/12	W	3-1	at MIN	2/19	L	6-7*	at WIN
11/16	L	3-4	DET	2/21	L	4-7	at EDM
11/18	L	2-3	at WSH	2/23	W	4-2	QUE
11/19	L	2-5	CGY	2/25	L	1-9	BOS
11/23	W	4-3	QUE	2/26	W	8-6	PIT
11/26	W	4-2	at QUE	2/28	W	3-1	at NYI
12/2	W	6-1	at BUF	3/2	W	2-1	VAN
12/3	L	2-4	MIN	3/4	L	1-6	MTL
12/6	W	9-0	BUF	3/5	W	3-0	TOR
12/8	W	5-4	NYR	3/8	W	7-3	EDM
12/10	W	4-1	CGY	3/11	L	3-5	at MTL
12/14	L	3-4	at CHI	3/12	T	3-3*	PHI
12/15	T	3-3*	at STL	3/14	W	8-2	NYI
12/17	L	2-4	EDM	3/16	L	1-6	BUF
12/19	L	1-2	at MTL	3/18	L	2-8	WSH
12/21	L	3-4	BOS	3/19	W	3-2	at BOS
12/23	L	4-5	at PHI	3/22	W	4-2	BOS
12/26	L	3-4*	PIT	3/23	L	3-6	at QUE
12/28	T	4-4*	at QUE	3/25	W	4-0	STL
12/30	W	4-3	DET	3/28	L	2-4	at BUF
12/31	W	3-2	at DET	3/30	W	9-5	at PIT
1/2	L	4-5	at NYR	4/1	W	6-1	CHI
1/4	W	5-4*	at BUF	4/2	L	2-3	at BOS

MAJOR TRADES

7/09/88 – Obtained Ed Kastelic and Grant Jennings from WSH for Mike Millar and Neil Sheehy.

12/26/88 – Obtained Don Maloney, Brian Lawton and Norm Maciver from NYR for Carey Wilson and a fifth-round 1990 draft choice (Lubos Rob).

FINAL STATISTICS (Whalers games only)

PLAYER	SCORING								
	GP	G	A	PTS	PIM	PP	SH	GW	GT
KEVIN DINEEN	79	45	44	89	167	20	1	4	0
RON FRANCIS	69	29	48	77	36	8	0	4	0
RAY FERRARO	80	41	35	76	86	11	0	7	0
SCOTT YOUNG	76	19	40	59	27	6	0	2	0
DAVE BABYCH	70	6	41	47	54	4	0	2	0
PAUL MacDERMID	74	17	27	44	141	5	0	3	2
DAVE TIPPETT	80	17	24	41	45	1	2	1	0
JOHN ANDERSON	62	16	24	40	28	1	0	0	0
ULF SAMUELSSON	71	9	26	35	181	3	0	2	0
JODY HULL	60	16	18	34	10	6	0	2	0
SYLVAIN TURGEON	42	16	14	30	40	7	0	1	0
DEAN EVASON	67	11	17	28	60	0	0	0	0
BRIAN LAWTON	35	10	16	26	28	7	0	2	0
NORM MACIVER	37	1	22	23	24	1	0	0	0
SYLVAIN COTE	78	8	9	17	49	1	0	0	0
BRENT PETERSON	66	4	13	17	61	0	0	2	0
DON MALONEY	21	3	11	14	23	1	0	1	0
TOM MARTIN	38	7	6	13	113	0	0	1	0
GRANT JENNINGS	55	3	10	13	159	0	0	0	0
JOEL QUENNEVILLE	69	4	7	11	32	0	0	0	0
RANDY LADOUCEUR	75	2	5	7	95	0	0	0	0
PETER SIDORKIEWICZ	44	0	3	3	0	0	0	0	0
DALLAS GAUME	4	1	1	2	0	0	0	0	0
KAY WHITMORE	3	0	2	2	0	0	0	0	0
MARK REEDS	7	0	2	2	6	0	0	0	0
ED KASTELIC	10	0	2	2	15	0	0	0	0
BRAD SHAW	3	1	0	1	0	1	0	0	0
JIM PAVESE	5	0	0	0	5	0	0	0	0
JIM THOMSON	5	0	0	0	14	0	0	0	0
TERRY YAKE	2	0	0	0	0	0	0	0	0
ALLAN TUER	4	0	0	0	23	0	0	0	0
ADAM BURT	5	0	0	0	6	0	0	0	0
MIKE LIUT	35	0	0	0	0	0	0	0	0

PLAYER	GOALTENDING				
	GP	MIN	GA	GAA	SO
PETER SIDORKIEWICZ	44	2634	133	3.03	4
KAY WHITMORE	3	180	10	3.33	0
MIKE LIUT	35	2004	142	4.25	1

SEASON HIGHLIGHTS

- Kevin Dineen plays in the NHL All-Star Game for the third consecutive season – February 7, 1989.
- Dineen paces all Adams Division players with 45 goals and 89 points.
- Peter Sidorkiewicz named to NHL All-Rookie team.
- Dave Tippett extends consecutive games played streak to 417.
- At the conclusion of the season, Ed Johnston is named vice president and general manager, replacing Emile Francis, who stays as team president – May 11, 1989. Larry Pleau is fired as head coach, May 16, and replaced by Rick Ley, June 7.

1987-88 IN REVIEW

CLOSING GAME ROSTER vs. Montreal Canadiens (away 4/14/88)

0	Neil Sheehy	D	11	Kevin Dineen	RW	20	John Anderson	LW	29	Randy Ladouceur	D
1	Mike Liut	G	12	Dean Evason	C	21	Sylvain Cote	D	31	Richard Brodeur	G
3	Joel Quenneville	D	15	Dave Tippett	LW	23	Paul MacDermid	RW	32	Torrie Robertson	LW
7	Stewart Gavin	RW	16	Sylvain Turgeon	LW	25	Mike McEwen	D	33	Carey Wilson	C
10	Ron Francis	C	17	Brent Peterson	C	27	Scott Young	RW	44	Dave Babych	D

FINAL DIVISION STANDINGS

	GP	W	L	T	GF	GA	PTS
MONTREAL	80	45	22	13	298	238	103
BOSTON	80	44	30	6	300	251	94
BUFFALO	80	37	32	11	283	305	85
HARTFORD*	80	35	38	7	249	267	77
QUEBEC	80	32	43	5	271	306	69

*Lost to Montreal in Adams Division Semifinals 4-2.

COMPLETE RESULTS (*Overtime)

DATE	W/L	SCORE	OPP.	DATE	W/L	SCORE	OPP.
10/8	L	1-5	QUE	1/11	W	4-3	at BOS
10/10	L	2-6	NYR	1/13	L	1-2	at CHI
10/11	L	2-5	at BOS	1/14	L	2-3	at STL
10/14	L	1-3	at NJ	1/16	W	4-3	at LA
10/16	L	2-6	at WSH	1/19	W	6-3	at MIN
10/17	W	4-3*	NJ	1/21	W	4-3	NYI
10/21	W	5-3	at BUF	1/23	W	5-0	MIN
10/24	W	5-3	CHI	1/24	W	2-1*	DET
10/28	T	2-2*	BUF	1/27	L	1-5	at CGY
10/31	W	7-4	PHI	1/29	W	4-2	at VAN
11/1	W	5-1	at QUE	1/30	L	2-5	at EDM
11/4	T	2-2*	BOS	2/1	L	4-5	at MTL
11/6	L	1-3	at DET	2/3	L	2-5	MTL
11/7	L	3-5	QUE	2/6	L	4-5	at PIT
11/11	T	0-0*	MTL	2/7	W	4-2	TOR
11/14	L	1-4	at BOS	2/13	W	4-1	at MTL
11/16	T	3-3*	at MTL	2/15	L	4-5*	at PHI
11/18	W	9-1	BUF	2/17	W	4-3	WIN
11/21	L	3-4	WSH	2/20	L	0-3	at NYI
11/25	L	5-6	MTL	2/21	L	2-7	NYI
11/27	W	4-2	at BUF	2/23	W	3-2	BOS
11/28	W	4-2	at TOR	2/25	L	2-5	at BOS
12/2	L	3-5	BOS	2/27	L	3-4	BUF
12/3	L	2-5	at PHI	3/1	L	3-6	at WIN
12/5	W	2-1	BUF	3/2	W	2-1	at CHI
12/8	W	5-4	at QUE	3/5	W	3-1	NYR
12/9	W	5-4	WSH	3/8	L	4-6	at QUE
12/12	W	3-2	LA	3/9	W	5-4	LA
12/15	T	2-2*	VAN	3/12	L	0-5	at MTL
12/17	L	0-2	STL	3/13	L	1-4	QUE
12/19	W	4-3	at EDM	3/15	L	6-8	CGY
12/20	T	3-3*	at VAN	3/19	W	5-3	at STL
12/22	L	5-6*	at CGY	3/20	L	1-2	at NYR
12/26	L	2-4	QUE	3/22	W	4-3	WIN
12/27	L	3-5	at QUE	3/24	W	3-2	at DET
12/30	W	3-1	TOR	3/26	W	8-1	MIN
1/2	T	1-1*	NJ	3/27	W	4-2	MTL
1/6	L	1-5	EDM	3/31	L	2-3	at BUF
1/8	L	1-3	at BUF	4/2	W	4-2	BOS
1/9	W	5-4*	PIT	4/3	L	2-4	at PIT

MAJOR TRADES

1/03/88 – Obtained Carey Wilson, Neil Sheehy and the rights to Lane MacDonald from CGY for Dana Murzyn and Shane Churla.

1/22/88 – Obtained Lindsay Carson from PHI for Paul Lawless.

3/08/88 – Obtained Richard Brodeur from VAN for Steve Weeks.

FINAL STATISTICS (Whalers games only)

	SCORING									
PLAYER	GP	G	A	PTS	PIM	PP	SH	GW	GT	
RON FRANCIS	80	25	50	75	87	11	1	3	0	
KEVIN DINEEN	74	25	25	50	217	5	0	4	1	
RAY FERRARO	68	21	29	50	81	6	0	2	0	
DAVE BABYCH	71	14	36	50	54	10	0	2	1	
SYLVAIN TURGEON	71	23	26	49	71	13	0	3	0	
JOHN ANDERSON	63	17	32	49	20	9	0	3	0	
ULF SAMUELSSON	76	8	33	41	159	3	0	0	0	
CAREY WILSON	36	18	20	38	22	7	1	5	0	
DAVE TIPPETT	80	16	21	37	32	1	2	2	0	
PAUL MacDERMID	80	20	15	35	139	4	0	2	0	
DEAN EVASON	77	10	18	28	115	5	0	0	0	
SYLVAIN COTE	67	7	21	28	30	0	1	1	0	
STEWART GAVIN	56	11	10	21	59	2	3	1	1	
MIKE MILLAR	28	7	7	14	6	4	0	2	0	
TORRIE ROBERTSON	63	2	8	10	293	0	0	1	0	
LINDSAY CARSON	27	5	4	9	30	1	1	1	0	
PAUL LAWLESS	28	4	5	9	16	0	0	1	0	
SCOT KLEINENDORST	44	3	6	9	86	0	0	0	0	
BRENT PETERSON	52	2	7	9	40	0	0	0	1	
JOEL QUENNEVILLE	77	1	8	9	44	0	0	0	0	
RANDY LADOUCEUR	68	1	7	8	91	0	0	1	0	
DANA MURZYN	33	1	6	7	45	1	0	0	0	
MARK REEDS	38	0	7	7	31	0	0	0	0	
DAVE WILLIAMS	26	6	0	6	87	1	0	1	0	
NEIL SHEEHY	26	1	4	5	116	0	0	0	0	
TIM MARTIN	5	1	2	3	14	0	0	0	0	
MIKE McEWEN	9	0	3	3	10	0	0	0	0	
MIKE LIUT	60	0	1	1	4	0	0	0	0	
CHARLES BOURGEOIS	1	0	0	0	0	0	0	0	0	
GORD SHERVEN	1	0	0	0	0	0	0	0	0	
BRAD SHAW	1	0	0	0	0	0	0	0	0	
PETER SIDORKIEWICZ	1	0	0	0	0	0	0	0	0	
DOUG JARVIS	2	0	0	0	2	0	0	0	0	
SHANE CHURLA	2	0	0	0	14	0	0	0	0	
MIKE VELLUCCI	2	0	0	0	11	0	0	0	0	
SCOTT YOUNG	7	0	0	0	2	0	0	0	0	
RICHARD BRODEUR	6	0	0	0	2	0	0	0	0	
STEVE WEEKS	18	0	0	0	2	0	0	0	0	

PLAYER	GP	GOALTENDING			SO	W-L-T
		MIN	GA	GAA		
MIKE LIUT	60	3326	187	3.18	2	25-28-5
RICHARD BRODEUR	6	340	15	2.65	0	4-2-0
STEVE WEEKS	18	918	55	3.59	0	6-7-2
PETER SIDORKIEWICZ	1	60	6	6.00	0	0-1-0

SEASON HIGHLIGHTS

- The Whalers start the year 0-5, then go 5-0-2 and follow that with an 0-3-3 stretch.
- Whalers record first win at Edmonton – December 19, 1987, 4-3.
- Head coach Jack Evans is fired and replaced by Larry Pleau – February 7, 1988.
- Kevin Dineen is first Whaler to start an NHL All-Star Game – February 9, 1988.
- Whalers set Hartford home attendance record with average of 14,574 per game.
- Ulf Samuelsson voted team MVP by players.

CLOSING GAME ROSTER vs. Quebec Nordiques (away 4/16/87)

1 Mike Liut	G	11 Kevin Dineen	RW	18 Mike Crombeen	RW	31 Steve Weeks	G
3 Joel Quenneville	D	12 Dean Evason	C	20 Mike Zuke	C	32 Torrie Robertson	LW
5 Ulf Samuelsson	D	15 Dave Tippett	LW	21 Sylvain Cote	D	34 Jack Brownschidle	D
8 Risto Siltanen	D	16 Sylvain Turgeon	LW	26 Ray Ferraro	C	35 Scot Kleinendorst	D
10 Ron Francis	C	17 Ray Neufeld	RW	29 Paul Fenton	LW	36 Paul MacDermid	RW

FINAL DIVISION STANDINGS

	GP	W	L	T	GF	GA	PTS
HARTFORD*	80	43	30	7	287	270	93
MONTREAL	80	41	29	10	277	241	92
BOSTON	80	39	34	7	301	276	85
QUEBEC	80	31	39	10	267	276	72
BUFFALO	80	28	44	8	280	308	64

*Lost to Quebec in Adams Division Semifinals 4-2.

COMPLETE RESULTS (*Overtime)

DATE	W/L	SCORE	OPP.	DATE	W/L	SCORE	OPP.
10/11	W	6-5	CGY	1/10	L	3-4	at MIN
10/12	L	2-7	at BOS	1/12	L	5-7	at NJ
10/16	T	4-4*	WIN	1/14	W	3-1	BOS
10/18	L	3-6	PHI	1/15	L	4-6	at BOS
10/24	W	5-4	at BUF	1/17	L	1-6	WSH
10/25	W	3-2	BUF	1/19	W	5-4	at MTL
10/28	W	5-2	PIT	1/21	W	3-1	MTL
10/30	L	2-6	at TOR	1/23	W	3-2	QUE
11/1	T	2-2*	QUE	1/24	W	3-0	at TOR
11/2	T	3-3*	at QUE	1/27	L	2-4	at QUE
11/5	W	3-2	NYI	1/29	W	6-3	at BOS
11/8	L	3-4	at LA	1/31	L	2-4	at NYI
11/12	W	4-3	at VAN	2/3	W	8-6	at PIT
11/13	L	3-4	at CGY	2/4	L	1-3	BUF
11/15	W	6-2	EDM	2/6	W	5-2	at WSH
11/19	L	1-4	MTL	2/7	W	3-1	MTL
11/21	W	4-0	STL	2/14	L	2-5	at LA
11/22	W	6-3	at NYI	2/17	W	5-4	at CHI
11/26	W	3-0	BUF	2/18	W	6-3	at NJ
11/29	W	7-5	at MTL	2/21	L	3-6	CHI
12/1	L	1-4	at QUE	2/22	L	3-5	at BUF
12/3	W	2-1	QUE	2/25	W	6-4	BOS
12/4	W	2-1	at PHI	2/28	W	2-1	QUE
12/6	L	1-4	DET	3/1	T	5-5*	NJ
12/10	W	6-2	STL	3/3	W	5-3	DET
12/13	T	2-2*	VAN	3/5	W	10-2	BOS
12/14	L	3-4	at BUF	3/7	W	5-3	PHI
12/17	W	4-3	BUF	3/10	L	4-6	at QUE
12/18	W	6-5	at BOS	3/11	L	1-6	CGY
12/20	T	2-2*	at DET	3/13	W	3-0	at WIN
12/21	W	4-3*	at NYR	3/15	L	1-4	at EDM
12/23	W	2-0	BOS	3/18	W	5-3	at NYR
12/26	T	1-1*	MTL	3/21	W	5-1	MIN
12/27	L	2-6	at MTL	3/22	W	6-3	LA
12/30	W	3-1	at WSH	3/25	L	3-5	EDM
12/31	L	2-5	at MIN	3/28	W	5-4	PIT
1/3	L	2-3	CHI	3/29	W	7-4	VAN
1/4	W	8-3	TOR	4/1	L	2-3	at MTL
1/7	L	3-6	at STL	4/4	W	5-3	NYR
1/9	L	0-3	at WIN	4/5	L	0-6	at BUF

FINAL STATISTICS (Whalers games only)

PLAYER	SCORING							PIM	PP	SH	GW	GT
	GP	G	A	PTS	PIM	PP	SH					
RON FRANCIS	75	30	63	93	45	7	0	7	0			
KEVIN DINEEN	78	40	39	79	110	11	0	7	0			
JOHN ANDERSON	76	31	44	75	19	7	0	5	0			
RAY FERRARO	80	27	32	59	42	14	0	2	0			
DEAN EVASON	80	22	37	59	67	7	2	2	1			
PAUL LAWLESS	60	22	32	54	14	4	0	2	1			
STEWART GAVIN	79	20	22	42	28	3	2	4	1			
DAVE BABYCH	66	8	33	41	44	7	0	1	0			
SYLVAIN TURGEON	41	23	13	36	45	6	0	4	0			
ULF SAMUELSSON	78	2	31	33	162	0	0	0	0			
DAVE TIPPETT	80	9	22	31	42	0	3	2	0			
DANA MURZYN	74	9	19	28	95	1	0	0	0			
DOUG JARVIS	80	9	13	22	20	0	2	2	0			
PAUL MacDERMID	72	7	11	18	202	0	0	1	0			
MIKE McEWEN	48	8	8	16	32	5	0	2	0			
DAVE SEMENKO	52	4	8	12	87	0	0	0	0			
SCOT KLEINENDORST	66	3	9	12	130	0	0	0	0			
JOEL QUENNEVILLE	37	3	7	10	24	0	1	1	0			
SYLVAIN COTE	67	2	8	10	20	0	0	0	0			
DAVE BARR	30	2	4	6	19	0	1	0	0			
RANDY LADOUCEUR	36	2	3	5	51	0	0	0	0			
MIKE MILLAR	10	2	2	4	0	1	0	0	0			
MIKE LIUT	59	0	2	2	4	0	0	0	0			
TIM BOTHWELL	4	1	0	1	0	0	0	0	0			
TORRIE ROBERTSON	20	1	0	1	98	0	0	1	0			
BILL GARDNER	8	0	1	1	0	0	0	0	0			
SHANE CHURLA	20	0	1	1	78	0	0	0	0			
GREG BRITZ	1	0	0	0	0	0	0	0	0			
PAT HUGHES	2	0	0	0	2	0	0	0	0			
BRAD SHAW	2	0	0	0	0	0	0	0	0			
WAYNE BABYCH	4	0	0	0	4	0	0	0	0			
YVES COURTEAU	4	0	0	0	0	0	0	0	0			
GORD SHERVEN	7	0	0	0	0	0	0	0	0			
STEVE WEEKS	25	0	0	0	0	0	0	0	0			

PLAYER	GOALTENDING					
	GP	MIN	GA	GAA	SO	W-L-T
MIKE LIUT	59	3471	187	3.23	4	31-22-5
STEVE WEEKS	25	1368	78	3.42	1	12-8-2

SEASON HIGHLIGHTS

- Doug Jarvis plays in an NHL record 915th consecutive game – December 26, 1986.
- Kevin Dineen and Ulf Samuelsson are selected to play in Rendez-Vous '87 (February) All-Star series vs. Soviets – January 1987.
- Paul Lawless scores team record six points vs. Toronto – January 4, 1987.
- Ron Francis ties team record with six points (all assists) in a game vs. Boston – March 5, 1987.
- Whalers win Adams Division with 93 points, which is fourth best in the NHL.

MAJOR TRADES

12/11/86 – Obtained Dave Semenko from EDM for a third-round 1988 draft pick (Trevor Sim).
1/14/87 – Obtained Randy Ladouceur from DET for Dave Barr.

1985-86 IN REVIEW

CLOSING GAME ROSTER vs. Montreal Canadiens (away 4/29/86)

1	Mike Liut	G	10	Ron Francis	C	17	Wayne Babych	RW	27	Doug Jarvis	C
3	Joel Quenneville	D	11	Kevin Dineen	RW	18	Scot Kleinendorst	D	28	Paul Lawless	LW
4	Dana Murzyn	D	12	Dean Evason	C	20	John Anderson	LW	31	Steve Weeks	G
5	Ulf Samuelsson	D	15	Dave Tippet	LW	23	Paul MacDermid	RW	32	Torrie Robertson	LW
7	Stewart Gavin	RW	16	Sylvain Turgeon	LW	24	Tim Bothwell	D	44	Dave Babych	D

FINAL DIVISION STANDINGS

	GP	W	L	T	GF	GA	PTS
QUEBEC	80	43	31	6	330	289	92
MONTREAL	80	40	33	7	330	280	87
BOSTON	80	37	31	12	311	288	86
HARTFORD*	80	40	36	4	332	302	84
BUFFALO	80	37	37	6	296	291	80

*Defeated Quebec in Adams Division Semifinals 3-0; lost to Montreal in Adams Division Finals 4-3.

COMPLETE RESULTS (*Overtime)

DATE	W/L	SCORE	OPP.	DATE	W/L	SCORE	OPP.
10/10	W	5-4	at BUF	1/12	L	2-4	at CHI
10/12	W	8-2	NYR	1/15	L	1-4	EDM
10/15	L	1-4	at QUE	1/17	W	11-6	QUE
10/17	W	4-3*	at NJ	1/18	W	5-2	at QUE
10/19	W	11-6	MTL	1/20	W	5-0	at NYR
10/23	L	2-9	at CHI	1/23	W	4-1	TOR
10/24	L	0-3	at PHI	1/25	W	7-2	WIN
10/26	L	3-5	at MTL	1/27	L	3-6	at BOS
10/29	W	4-3	at PIT	1/29	L	4-5	BOS
10/30	W	6-4	QUE	2/1	L	1-3	NYR
11/1	L	0-2	BUF	2/2	L	4-5	WSH
11/2	L	1-8	LA	2/6	L	3-4*	at DET
11/5	L	3-8	MTL	2/8	L	2-4	BUF
11/7	L	1-2	at BOS	2/9	L	3-6	NJ
11/9	W	4-3	at QUE	2/11	T	4-4*	at STL
11/13	W	5-2	MIN	2/14	L	4-5	at WIN
11/16	L	2-5	PHI	2/15	L	1-4	at MIN
11/21	L	0-3	at PHI	2/18	W	5-4	VAN
11/23	W	8-1	WIN	2/19	W	6-4	at BUF
11/27	W	9-0	at LA	2/22	L	3-6	at MTL
11/29	W	5-4	at VAN	2/23	L	2-8	STL
11/30	L	5-8	at EDM	2/26	L	2-5	MIN
12/4	L	5-8	at CGY	3/1	L	1-5	at PIT
12/7	W	7-2	BOS	3/2	W	4-1	BOS
12/11	L	1-3	MTL	3/5	W	5-1	BUF
12/13	W	6-4	at BUF	3/7	W	6-2	at BUF
12/14	W	5-4	PIT	3/8	L	3-6	QUE
12/16	T	4-4*	at MTL	3/10	W	5-2	at MTL
12/18	W	4-3	CGY	3/13	L	2-3	NYI
12/19	L	1-2	at BOS	3/15	W	11-4	CHI
12/21	W	7-6	NJ	3/18	W	6-4	at DET
12/23	L	3-6	NYI	3/19	W	5-2	at STL
12/26	W	4-3	at NYI	3/22	W	6-3	LA
12/28	W	6-3	at TOR	3/23	T	5-5*	BOS
12/29	W	5-2	DET	3/26	W	3-0	MTL
12/31	L	1-5	at QUE	3/29	T	6-6*	WSH
1/2	L	2-3	QUE	4/1	W	5-3	BUF
1/4	L	3-4	at EDM	4/3	L	2-4	at WSH
1/7	W	9-1	at CGY	4/5	W	7-1	TOR
1/10	W	4-3	at VAN	4/6	W	4-3	at BOS

MAJOR TRADES

10/07/85 – Obtained Stewart Gavin from TOR for Chris Kotsopoulos.

11/21/85 – Obtained Dave Babych from WPG for Ray Neufeld.

3/08/86 – Obtained John Anderson from QUE for Risto Siltanen.

FINAL STATISTICS (Whalers games only)

SCORING									
PLAYER	GP	G	A	PTS	PIM	PP	SH	GW	GT
SYLVAIN TURGEON	76	45	34	79	88	13	0	5	0
RAY FERRARO	76	30	47	77	57	14	0	0	0
RON FRANCIS	53	24	53	77	24	7	1	4	1
KEVIN DINEEN	57	33	35	68	124	6	0	8	0
STEWART GAVIN	76	26	29	55	51	3	3	4	1
DAVE BABYCH	62	10	43	53	38	7	1	2	0
DEAN EVASON	55	20	28	48	65	5	2	4	0
PAUL LAWLESS	64	17	21	38	20	5	0	1	0
TORRIE ROBERTSON	76	13	24	37	358	3	0	0	0
DAVE TIPPETT	80	14	20	34	18	0	2	1	0
BOB CRAWFORD	57	14	20	34	16	4	0	2	0
RISTO SILTANEN	52	8	22	30	30	6	0	1	0
WAYNE BABYCH	37	11	17	28	59	2	0	2	0
DANA MURZYN	78	3	23	26	125	0	0	1	1
JOHN ANDERSON	14	8	17	25	2	1	0	1	0
JOEL QUENNEVILLE	71	5	20	25	83	1	0	1	0
ULF SAMUELSSON	80	5	19	24	172	0	1	1	0
DOUG JARVIS	57	8	16	24	20	0	3	0	0
PAUL MacDERMID	74	13	10	23	160	0	0	2	0
RAY NEUFELD	16	5	10	15	40	3	0	0	0
GREG MALONE	22	6	7	13	24	1	0	0	0
JORGEN PETTERSSON	23	5	5	10	2	2	0	0	0
TIM BOTHWELL	62	2	8	10	53	0	0	0	0
SCOT KLEINENDORST	41	2	7	9	62	0	0	0	0
BILL GARDNER	18	1	8	9	4	0	0	0	0
MIKE McEWEN	10	3	2	5	6	0	0	0	0
MIKE HOFFMAN	6	1	2	3	2	0	0	0	0
BRAD SHAW	8	0	2	2	4	0	0	0	0
MIKE ZUKE	17	0	2	2	12	0	0	0	0
MIKE LIUT	57	0	2	2	0	0	0	0	0
STEVE WEEKS	27	0	1	1	9	0	0	0	0
PAUL FENTON	1	0	0	0	0	0	0	0	0
SYLVAIN COTE	2	0	0	0	0	0	0	0	0
JOHN NEWBERRY	3	0	0	0	0	0	0	0	0
MARK PATERSON	5	0	0	0	5	0	0	0	0
JACK BROWNSCHIDLE	9	0	0	0	4	0	0	0	0

GOALTENDING						
PLAYER	GP	MIN	GA	GAA	SO	W-L-T
MIKE LIUT	57	3282	197	3.61	2	27-23-4
STEVE WEEKS	27	1544	99	3.85	1	13-13-0

SEASON HIGHLIGHTS

- Ron Francis breaks an ankle on January 18 and misses 27 games.
- Whalers host NHL All-Star Game – February 4, 1986.
- Whalers record first win ever at Montreal – March 10, 1986, 5-2.
- Whalers end the season with an 11-3-2 streak that gives them their first playoff berth since 1980.
- Whalers upset first place Quebec in opening playoff round sweep, before succumbing in seven games to Montreal, the eventual Stanley Cup winner.
- Emile Francis is named Hockey News and Sporting News NHL Executive of the Year – May 15, 1986.

CLOSING GAME ROSTER vs. *Quebec Nordiques (away 4/7/85)*

1 Mike Liut	G	11 Kevin Dineen	RW	18 Mike Crombeen	RW	31 Steve Weeks	G
3 Joel Quenneville	D	12 Dean Evason	C	20 Mike Zuke	C	32 Torrie Robertson	LW
5 Ulf Samuelsson	D	15 Dave Tippett	LW	21 Sylvain Cote	D	34 Jack Brownschidle	D
8 Risto Siltanen	D	16 Sylvain Turgeon	LW	26 Ray Ferraro	C	35 Scot Klienendorst	D
10 Ron Francis	C	17 Ray Neufeld	RW	29 Paul Fenton	LW	36 Paul MacDermid	RW

FINAL DIVISION STANDINGS

	GP	W	L	T	GF	GA	PTS
MONTREAL	80	41	27	12	309	262	94
QUEBEC	80	41	30	9	323	275	91
BUFFALO	80	38	28	14	290	237	90
BOSTON	80	36	34	10	303	287	82
HARTFORD*	80	30	41	9	268	318	69

*Did not make playoffs.

COMPLETE RESULTS (*Overtime)

DATE	W/L	SCORE	OPP.	DATE	W/L	SCORE	OPP.
10/11	T	4-4*	at NYR	1/15	L	2-5	CGY
10/13	W	3-2*	BOS	1/17	L	4-5	at MTL
10/14	L	2-4	at BOS	1/19	L	0-2	BUF
10/17	W	5-3	at TOR	1/22	L	5-8	MTL
10/18	W	7-3	DET	1/26	W	3-2	at BOS
10/20	W	3-2	VAN	1/27	L	4-8	BOS
10/23	L	4-9	at CGY	1/31	L	3-5	at LA
10/24	L	4-8	at WIN	2/1	L	3-4*	at VAN
10/27	W	5-3	at MIN	2/3	L	3-6	at EDM
10/28	W	4-1	at CHI	2/6	L	4-7*	CGY
10/31	L	3-5	QUE	2/7	L	5-7	at BOS
11/2	L	1-8	at BUF	2/9	T	2-2	NYR
11/3	T	4-4*	BUF	2/10	L	4-10	QUE
11/7	L	0-3	WIN	2/14	W	4-0	at NJ
11/10	W	1-0	at QUE	2/16	T	4-4*	at NYI
11/15	L	1-6	at PHI	2/17	L	4-5*	TOR
11/17	L	0-7	CHI	2/19	W	6-2	at WIN
11/21	L	2-4	at DET	2/21	W	4-3*	at NYR
11/22	W	9-3	PIT	2/23	L	1-2	LA
11/24	T	4-4*	PHI	2/24	L	2-3	STL
11/28	L	2-4	MIN	2/26	L	2-3	PHI
11/30	L	2-4	EDM	3/1	W	4-1	at NJ
12/1	L	4-8	at QUE	3/3	L	6-7*	VAN
12/3	L	3-9	at MTL	3/5	L	3-6	at BUF
12/5	W	5-3	MTL	3/7	L	0-4	at BOS
12/8	W	4-3	at NYI	3/9	L	3-4	at MTL
12/12	T	2-2*	BUF	3/10	T	5-5*	MTL
12/15	W	4-3*	MTL	3/13	T	3-3*	at LA
12/19	W	6-5	BOS	3/16	W	5-0	at STL
12/21	L	0-1	NYI	3/17	W	4-3	PIT
12/22	L	5-10	at MTL	3/20	W	3-2	STL
12/26	W	5-3	NJ	3/23	W	5-2	BOS
12/28	L	0-4	at PIT	3/24	W	2-1	QUE
12/29	L	2-3	at WSH	3/27	W	3-1	at WSH
1/2	L	3-7	at QUE	3/29	W	8-7	EDM
1/3	W	6-2	DET	3/30	L	1-2	BUF
1/5	W	4-3	CHI	4/2	L	1-2	at BUF
1/7	W	7-4	at TOR	4/4	W	2-0	WSH
1/8	T	4-4*	at BUF	4/6	W	2-1	QUE
1/12	L	4-5	at MIN	4/7	L	1-4	at QUE

MAJOR TRADES**8/31/84** – Obtained Steve Weeks from NYR for a third-round 1986 draft choice (Shawn Clouston).**2/22/85** – Obtained Mike Liut and future considerations (Jorgen Pettersson on April 16, 1985) from STL for Greg Millen and Mark Johnson.**3/12/85** – Obtained Dean Evason and Peter Sidorkiewicz from WSH for David A. Jensen.**FINAL STATISTICS** (Whalers games only)

SCORING										
PLAYER	GP	G	A	PTS	PIM	PP	SH	GW	GT	
RON FRANCIS	80	24	57	81	66	4	0	1	0	
SYLVAIN TURGEON	64	31	31	62	67	11	0	3	2	
RAY NEUFELD	76	27	35	62	129	12	0	2	2	
GREG MALONE	76	22	39	61	67	6	0	4	0	
MARK JOHNSON	49	19	28	47	21	10	0	2	1	
RISTO SILTANEN	76	12	33	45	30	8	0	2	0	
KEVIN DINEEN	57	25	16	41	120	8	4	2	1	
TORRIE ROBERTSON	74	11	30	41	337	1	0	3	0	
BOB CRAWFORD	45	14	14	28	8	2	0	0	0	
RAY FERRARO	44	11	17	28	40	6	0	2	0	
DAVE LUMLEY	48	8	20	28	98	1	0	0	0	
JOEL QUENNEVILLE	79	6	16	22	96	0	0	2	0	
DAVE TIPPETT	80	7	12	19	12	0	0	0	0	
MIKE ZUKE	67	4	12	16	12	0	0	1	0	
PAT BOUTETTE	33	6	8	14	51	0	0	2	0	
PAUL FENTON	33	7	5	12	10	0	0	2	0	
SYLVAIN COTE	67	3	9	12	17	1	0	1	0	
PAUL MacDERMID	31	4	7	11	29	0	0	0	0	
MIKE CROMBEEN	46	4	7	11	16	0	1	1	0	
TONY CURRIE	13	3	8	11	2	1	0	0	0	
MARK FUSCO	63	3	8	11	40	0	0	0	0	
SCOT KLEINENDORST	35	1	8	9	69	0	0	0	0	
CHRIS KOTSOPoulos	33	5	3	8	53	1	0	0	0	
ULF SAMUELSSON	41	2	6	8	83	0	0	0	0	
RANDY PIERCE	17	3	2	5	8	0	0	0	0	
WALLY WEIR	34	2	3	5	56	0	0	0	0	
RICHIE DUNN	13	1	4	5	2	0	0	0	0	
JACK BROWNSCHIDLE	17	1	4	5	5	1	0	0	0	
MARK PATERSON	13	1	3	4	24	0	0	0	0	
DAVID JENSEN	13	0	4	4	6	0	0	0	0	
MARTY HOWE	19	1	1	2	10	0	0	0	0	
MIKE HOFFMAN	1	0	0	0	0	0	0	0	0	
ED STANIOWSKI	1	0	0	0	0	0	0	0	0	
DEAN EVASON	2	0	0	0	0	0	0	0	0	
MIKE LIUT	12	0	0	0	2	0	0	0	0	
STEVE WEEKS	24	0	0	0	0	0	0	0	0	
GREG MILLEN	44	0	0	0	4	0	0	0	0	

GOALTENDING						
PLAYER	GP	MIN	GA	GAA	SO	W-L-T
ED STANIOWSKI	1	20	1	3.00	0	0-0-0
MIKE LIUT	12	731	119	3.82	1	4-7-1
STEVE WEEKS	24	1457	92	3.79	2	10-12-2
GREG MILLEN	44	2659	187	4.22	1	16-22-6

SEASON HIGHLIGHTS

- Greg Millen starts 22 consecutive games, beginning December 19.
- Whalers recall several youngsters from Binghamton in December, including Ulf Samuelsson, Kevin Dineen, Ray Ferraro and Paul MacDermid.
- Ron Francis is named team captain – February 22, 1985.
- Whalers go on nine-game unbeaten streak – March 10-29, 1985.

1983-84 IN REVIEW

CLOSING GAME ROSTER vs. New York Rangers (away 4/1/84)

1	Ed Staniowski	G	14	Greg Malone	C	22	Doug Sulliman	RW	30	Greg Millen	G
3	Joel Quenneville	D	15	Dave Tippet	LW	24	Chris Kotsopoulos	D	32	Torrie Robertson	LW
8	Risto Siltanen	D	16	Sylvain Turgeon	LW	25	Bob Crawford	RW	33	Mark Fusco	D
10	Ron Francis	C	17	Ray Neufeld	RW	26	Tony Currie	RW	34	Jack Brownschidle	D
12	Mark Johnson	C	20	Mike Zuke	C	27	Marty Howe	D	38	Randy Pierce	LW

FINAL DIVISION STANDINGS

	GP	W	L	T	GF	GA	PTS
BOSTON	80	49	25	6	336	261	104
BUFFALO	80	48	25	7	315	257	103
QUEBEC	80	42	28	10	360	278	94
MONTREAL	80	35	40	5	286	295	75
HARTFORD*	80	28	42	10	288	320	66

*Whalers were most improved team in NHL from 82-83 with 21-point jump, but did not make playoffs.

COMPLETE RESULTS (*Overtime)

DATE	W/L	SCORE	OPP.	DATE	W/L	SCORE	OPP.
10/5	L	3-5	at BUF	1/10	W	6-3	at MIN
10/8	W	4-3	BOS	1/13	T	3-3*	at CGY
10/9	L	1-4	at BOS	1/15	L	0-5	at VAN
10/13	T	4-4*	QUE	1/17	T	3-3*	NJ
10/15	W	6-4	at PIT	1/19	L	2-3	MTL
10/19	W	3-0	WSH	1/21	L	0-2	BOS
10/22	L	2-5	BUF	1/24	T	7-7*	at MTL
10/25	W	8-5	at LA	1/26	L	2-6	WIN
10/28	L	4-5*	at VAN	1/28	L	0-3	at QUE
10/30	L	1-6	at CHI	1/29	T	5-5*	QUE
11/1	L	2-6	at MTL	2/1	T	6-6*	at DET
11/2	W	5-4	NJH	2/4	W	7-3	at STL
11/5	W	2-1	LA	2/5	W	4-3	at CHI
11/6	L	2-4	at PHI	2/7	W	4-1	DET
11/8	W	6-4	MIN	2/11	L	3-6	CGY
11/12	W	6-1	CHI	2/12	W	11-0	EDM
11/15	L	4-6	at NYI	2/14	L	3-5	MTL
11/17	L	2-4	QUE	2/16	L	5-6*	at NJ
11/19	T	4-4*	at QUE	2/18	W	8-2	at TOR
11/23	L	3-4	MTL	2/19	L	2-5	at BUF
11/26	W	4-3*	NYR	2/23	W	3-2	BUF
11/30	L	2-6	VAN	2/25	W	9-7	PHI
12/3	W	7-2	STL	2/26	L	3-4	WSH
12/4	W	6-5	at PHI	3/3	T	3-3*	at BOS
12/6	L	1-4	at MTL	3/4	W	6-4	BOS
12/8	L	6-8	TOR	3/7	L	2-4	at WSH
12/10	T	5-5*	WIN	3/8	L	2-3	at MTL
12/13	L	2-3	at PIT	3/11	L	3-4*	at BUF
12/15	L	2-4	at BOS	3/13	L	0-2	at STL
12/17	L	1-4	BUF	3/15	W	5-3	TOR
12/20	L	2-7	BOS	3/17	L	2-4	PIT
12/21	W	6-3	at BUF	3/18	W	5-4	NYI
12/23	W	5-3	MIN	3/20	L	1-4	at CGY
12/26	L	1-2	MTL	3/21	L	3-5	at EDM
12/27	L	3-7	at QUE	3/24	W	3-2*	at QUE
12/30	L	3-9	LA	3/25	T	6-6*	QUE
1/3	L	1-7	at DET	3/27	W	4-1	BUF
1/5	W	4-2	NYI	3/29	L	3-4	at BOS
1/7	L	3-5	at EDM	3/31	W	5-3	NYR
1/8	L	3-4	at WIN	4/1	L	0-2	at NYR

MAJOR TRADES

6/05/83 – Obtained Joel Quenneville and Richie Dunn from CGY for Mickey Volcan.

10/03/83 – Selected Mike Zuke, Bob Crawford and Mike Crombeen from STL in the Waiver Draft.

10/03/83 – Obtained Torrie Robertson from WSH for Greg Adams.

2/27/84 – Obtained Scot Kleinendorst from NYR for Blaine Stoughton.

FINAL STATISTICS (Whalers games only)

PLAYER	GP	SCORING							GT
		G	A	PTS	PIM	PP	SH	GW	
MARK JOHNSON	79	35	52	87	27	13	1	2	2
RON FRANCIS	72	23	60	83	45	5	0	5	1
SYLVAIN TURGEON	76	40	32	72	55	18	0	3	11
RAY NEUFELD	80	27	42	69	97	5	0	5	1
BOB CRAWFORD	80	36	25	61	32	5	0	3	0
GREG MALONE	78	17	37	54	56	3	0	2	0
RISTO SILTANEN	75	15	38	53	34	12	0	0	0
BLAINE STOUGHTON	54	23	14	37	4	7	0	2	1
MIKE ZUKE	75	6	23	29	36	1	0	0	0
TONY CURRIE	32	12	16	28	4	6	0	2	0
RICHIE DUNN	63	5	20	25	30	0	0	0	0
NORM DUPONT	40	7	15	22	12	2	0	0	0
TORRIE ROBERTSON	66	7	14	21	198	0	0	2	0
DOUG SULLIMAN	67	6	12	18	20	0	0	0	0
CHRIS KOTSPOULOS	72	5	13	18	118	3	0	0	0
DAN BOURBONNAIS	35	0	16	16	0	0	0	0	0
JOEL QUENNEVILLE	80	5	8	13	95	0	2	0	0
MARTY HOWE	69	0	11	11	34	0	0	0	0
RANDY PIERCE	17	6	3	9	9	0	1	0	0
ED HOSPODAR	59	0	9	9	163	0	0	0	0
STEVE STOYANOVICH	23	3	5	8	11	0	0	1	0
DAVE TIPPETT	17	4	2	6	2	0	1	0	0
MIKE CROMBEEN	56	1	4	5	25	0	0	0	0
JACK BROWNSCHIDLE	13	2	2	4	10	0	0	1	0
MARK FUSCO	17	0	4	4	2	0	0	0	0
PAUL LAWLESS	6	0	3	3	0	0	0	0	0
GREG MILLEN	60	0	3	3	10	0	0	0	0
MARK PATERSON	9	2	0	2	4	0	0	0	0
ROSS YATES	7	1	1	2	4	0	0	0	0
PAUL MacDERMID	3	0	1	1	0	0	0	0	0
BOB HESS	3	0	0	0	0	0	0	0	0
MIKE VEISOR	4	0	0	0	0	0	0	0	0
GERRY McDONALD	5	0	0	0	4	0	0	0	0
REID BAILEY	12	0	0	0	25	0	0	0	0
ED STANIEWSKI	18	0	0	0	2	0	0	0	0

PLAYER	GP	GOALTENDING			SO	W-L-T
		MIN	GA	GAA		
GREG MILLEN	60	3576	221	3.71	2	21-30-9
ED STANIEWSKI	18	1040	74	4.27	0	6-9-1
MIKE VEISOR	4	240	20	5.00	0	1-3-0

SEASON HIGHLIGHTS

- Emile Francis hired as Whalers general manager – May 2, 1983.
- Whalers, picking second overall, choose Sylvain Turgeon in the June NHL Entry Draft.
- Jack Evans is named head coach and Claude LaRose is named assistant coach – July 7, 1983.
- Whalers trounce Edmonton 11-0 as Ron Francis scores four goals – February 12, 1984.
- Whalers finish 21 points better than 1982-83, the best improvement in the league.
- Whalers drop goals against total from 403 to 320.
- Sylvain Turgeon named to NHL All-Rookie Team – May 16, 1984.

CLOSING GAME ROSTER vs. *Quebec Nordiques (away 4/3/83)*

4 Mickey Volcan	D	11 Paul Lawless	LW	20 Merlin Malinowski	C/LW	25 Mark Renaud	D
5 Pierre Lacroix	D	12 Mark Johnson	C	21 Blaine Stoughton	RW	30 Greg Millen	G
7 Russ Anderson	D	14 Michel Galarneau	C	22 Doug Sulliman	RW	31 Mike Veisor	G
8 Risto Siltanen	D	17 Ray Neufeld	RW	23 Ed Hospodar	D	33 Mike McDougal	RW
10 Ron Francis	C	18 Greg Adams	LW	24 Chris Kotsopoulos	D	34 Randy Gilhen	RW

FINAL DIVISION STANDINGS

	GP	W	L	T	GF	GA	PTS
BOSTON	80	50	20	10	327	228	110
MONTREAL	80	42	24	14	350	286	98
BUFFALO	80	38	29	13	318	285	89
QUEBEC	80	34	34	12	343	336	80
HARTFORD*	80	19	54	7	261	403	45

*Did not make playoffs.

COMPLETE RESULTS

DATE	W/L	SCORE	OPP.	DATE	W/L	SCORE	OPP.
10/6	L	1-2	at MTL	1/8	L	4-7	PHI
10/9	L	4-5	BOS	1/9	L	4-8	at PHI
10/10	T	4-4	at BUF	1/11	L	4-8	at MTL
10/14	T	4-4	EDM	1/13	W	4-2	MTL
10/16	W	6-5	VAN	1/15	W	2-1	NJ
10/20	L	2-4	at EDM	1/18	L	1-8	at NYI
10/21	L	3-10	at CGY	1/20	L	3-4	at LA
10/23	W	5-3	at LA	1/22	L	2-7	at MIN
10/26	L	1-8	at VAN	1/23	L	2-4	at CHI
10/30	L	2-4	DET	1/27	W	5-2	QUE
11/2	L	6-7	MIN	1/29	T	2-2	WIN
11/4	W	5-2	at BOS	2/1	L	3-12	at QUE
11/6	L	2-5	BUF	2/2	L	1-7	at TOR
11/7	L	2-6	at WSH	2/5	L	4-7	at BOS
11/10	W	7-5	QUE	2/9	L	5-6	DET
11/13	W	5-2	STL	2/12	W	4-2	at NYI
11/16	L	1-7	MTL	2/13	W	5-3	TOR
11/17	L	3-4	at PIT	2/15	L	2-5	LA
11/20	T	4-4	CGY	2/17	W	4-1	MTL
11/24	L	2-4	BUF	2/19	L	2-4	CHI
11/26	L	3-4	CHI	2/20	L	2-7	at DET
11/27	L	0-8	at BOS	2/23	L	3-11	at NYR
12/1	L	1-6	at NYR	2/25	L	3-5	at WIN
12/3	L	4-5	at NJ	2/27	L	3-4	BOS
12/4	W	5-2	NYR	3/1	L	5-6	BUF
12/6	L	2-11	at MTL	3/5	L	3-10	at QUE
12/8	W	7-4	MTL	3/6	L	3-7	QUE
12/11	W	7-4	PHI	3/8	L	4-9	EDM
12/12	W	3-1	at BUF	3/10	W	3-0	at NJ
12/14	T	3-3	at MIN	3/12	L	2-7	PIT
12/17	W	2-0	at WIN	3/15	L	1-5	at MTL
12/18	L	4-7	at STL	3/16	L	4-5	at WSH
12/21	L	2-3	PIT	3/20	T	2-2	CGY
12/23	L	1-5	BOS	3/22	L	1-4	STL
12/26	L	2-3	NYI	3/23	L	3-8	at BUF
12/28	L	1-4	at QUE	3/26	L	4-7	at BOS
12/30	T	4-4	WSH	3/27	W	5-1	BOS
1/1	L	5-7	at TOR	3/29	W	5-4	BUF
1/2	L	4-8	at BUF	4/2	L	4-5	QUE
1/6	L	4-6	VAN	4/3	L	5-6	at QUE

MAJOR TRADES

8/19/82 – Obtained Ken Linseman, Greg Adams and Philadelphia's first-round 1983 draft pick (David A. Jensen) for Mark Howe and third-round 1983 draft pick. On same day, Whalers obtained Risto Siltanen and Brent Loney from Edmonton for Ken Linseman and Don Nachbaur.

10/01/82 – Obtained Mark Johnson and Kent-Erik Andersson from Minnesota for Jordy Douglas and a fifth-round 1984 draft pick (Jiri Poner).

FINAL STATISTICS (Whalers games only)

</

PLAYER	GOALTENDING					
	GP	MIN	GA	GAA	SO	W-L-T
GREG MILLEN	60	3506	282	4.83	1	14-38-6
MIKE VEISOR	23	1277	118	5.54	1	5-16-1

SEASON HIGHLIGHTS

- Whalers adopt long-pants look.
- Larry Kish named head coach – June 2, 1982.
- Blaine Stoughton suspended for the first eight games due to a preseason stick infraction.
- Larry Kish fired and replaced by Larry Pleau – January 15, 1983.
- John Cuniff coaches last eight Whalers games as Larry Pleau suffers from blood disorder.

1981-82 IN REVIEW

CLOSING GAME ROSTER vs. Boston Bruins (away 4/4/82)

3	Paul Shmyr	D	11	Jordy Douglas	LW	23	Paul MacDermid	RW	30	Greg Millen	C
4	Ron Francis	C	14	Dave Keon	C	25	Mark Renaud	D	31	Mike Veisor	G
5	Mark Howe	D	20	Rick Meagher	C	26	Don Nachbaur	LW	32	Dan Fridgen	LW
6	Blake Wesley	D	21	Blaine Stoughton	RW	27	Warren Miller	RW	33	Jeff Brownschidle	D
8	Gary Howatt	LW	22	Doug Sulliman	RW	28	Pierre Larouche	C			

FINAL DIVISION STANDINGS

	GP	W	L	T	GF	GA	PTS
MONTREAL	80	46	17	17	360	223	109
BOSTON	80	43	27	10	323	285	96
BUFFALO	80	39	26	15	307	273	93
QUEBEC	80	33	31	16	356	345	82
HARTFORD*	80	21	41	18	264	351	60

*Did not make playoffs.

COMPLETE RESULTS

DATE	W/L	SCORE	OPP.	DATE	W/L	SCORE	OPP.
10/6	L	5-6	at QUE	1/9	L	2-3	BUF
10/8	T	5-5	at MTL	1/11	L	2-6	at QUE
10/10	T	1-1	BOS	1/16	T	3-3	at BOS
10/15	L	2-7	MTL	1/17	L	1-7	at BUF
10/17	W	8-1	DET	1/20	W	4-2	QUE
10/21	L	2-5	at EDM	1/23	T	2-2	at DET
10/23	T	2-2	at VAN	1/25	W	6-5	at CHI
10/24	L	3-7	at CGY	1/27	W	3-1	CGY
10/29	T	6-6	NYI	1/30	W	3-2	BOS
10/31	T	2-2	CHI	1/31	T	4-4	QUE
11/1	L	1-4	at BOS	2/2	W	5-3	at LA
11/4	L	1-4	VAN	2/5	T	4-4	at COL
11/7	W	4-2	MIN	2/6	W	4-2	at STL
11/8	T	2-2	at BUF	2/10	T	3-3	at PIT
11/11	T	4-4	EDM	2/13	L	2-3	NYR
11/12	L	3-5	at PHI	2/14	L	1-9	NYI
11/14	L	0-4	WSH	2/16	L	2-7	at CGY
11/18	W	8-5	TOR	2/19	L	4-7	at EDM
11/19	L	1-6	at BOS	2/20	L	2-4	at VAN
11/21	L	3-7	at QUE	2/22	L	7-8	at MIN
11/25	T	3-3	QUE	2/24	W	4-3	BOS
11/28	W	6-2	WSH	2/27	L	1-7	at WSH
11/29	L	3-6	at MTL	2/28	L	0-5	MTL
12/2	W	5-3	at TOR	3/3	T	3-3	at BUF
12/4	L	2-4	BUF	3/6	T	2-2	BUF
12/6	W	5-3	at NYR	3/7	W	7-6	LA
12/9	W	5-1	STL	3/10	W	6-2	WIN
12/12	L	2-4	COL	3/13	L	0-5	at MTL
12/13	L	1-6	at CHI	3/14	L	3-4	COL
12/16	L	1-6	MTL	3/16	W	7-5	at QUE
12/19	T	5-5	LA	3/18	W	4-1	BUF
12/20	L	2-8	at BUF	3/20	L	2-5	PHI
12/22	W	3-2	at DET	3/21	L	3-5	at PHI
12/26	L	6-9	BOS	3/24	T	3-3	QUE
12/27	W	7-3	TOR	3/27	L	4-5	at NYI
12/29	L	1-6	at STL	3/28	L	2-5	MIN
12/30	W	6-1	at WIN	3/30	L	4-6	at MTL
1/2	L	4-9	at PIT	3/31	L	1-5	MTL
1/3	L	4-6	PIT	4/3	T	3-3	NYR
1/6	L	4-5	WIN	4/4	L	2-7	at BOS

MAJOR TRADES

6/15/81 – Greg Millen signed as a free agent from PIT.
6/29/81 – Pat Boutette and Kevin McClelland awarded to PIT as compensation for Greg Millen.
10/02/81 – Obtained Garry Howatt from NYI for a fifth-round 1983 draft pick (Bob Caufield).
10/02/81 – Obtained Doug Sulliman, Chris Kotsopoulos and Gerry McDonald from NYR for Mike Rogers.
12/21/81 – Obtained Pierre Larouche from MTL for a flip-flop of first-round picks in 1984, Hartford's second pick in 1984 and a switch of third-round positions in 1985.

FINAL STATISTICS (Whalers games only)

PLAYER	SCORING							
	GP	G	A	PTS	PIM	PP	SH	GW
BLAINE STOUGHTON	80	52	39	91	57	13	1	4
DOUG SULLIMAN	77	29	40	69	39	5	0	4
RON FRANCIS	59	25	43	68	51	12	0	1
MARK HOWE	76	8	45	53	18	3	0	1
PIERRE LAROCHE	45	25	25	50	12	11	1	1
GARRY HOWATT	80	18	32	50	242	1	0	2
RICK MEAGHER	65	24	19	43	51	2	1	2
CHRIS KOTSOPOULOS	68	13	20	33	147	5	0	1
BLAKE WESLEY	78	9	18	27	123	3	0	1
DON NACHBAUR	77	5	21	26	117	0	0	0
WARREN MILLER	74	10	12	22	68	1	1	0
RICK MacLEISH	34	6	16	22	16	4	0	0
DAVE KEON	78	8	11	19	6	0	1	1
MARK RENAUD	48	1	17	18	39	0	0	0
JORDY DOUGLAS	30	10	7	17	44	4	0	2
GEORGE LYLE	14	2	12	14	9	1	0	0
DAN BOURBONNAIS	24	3	9	12	11	0	0	0
PAUL SHMYR	66	1	11	12	134	0	0	0
RAY NEUFELD	19	4	3	7	4	1	0	0
MICKEY VOLCAN	26	1	5	6	29	1	0	0
JACK McILHARGEY	50	1	5	6	60	0	0	0
NORM BARNES	20	1	4	5	19	0	0	0
DON GILLEN	34	1	4	5	22	0	0	0
GREG MILLEN	55	0	5	5	2	0	0	0
TOM ROWE	21	4	0	4	36	1	1	0
RUSS ANDERSON	25	1	3	4	85	0	0	1
MARTY HOWE	13	0	4	4	2	0	0	0
STEWART SMITH	17	0	3	3	15	0	0	0
ROB McCLANAHAN	17	0	3	3	11	0	0	0
RANDY MacGREGOR	2	1	1	2	2	0	0	0
PAUL MacDERMID	3	1	0	1	2	0	0	0
GILLES LUPIEN	1	0	1	1	2	0	0	0
MIKE FIDLER	2	0	1	1	0	0	0	0
DAN FRIDGEN	2	0	1	1	0	0	0	0
JEFF BROWNSCHIDLE	3	0	1	1	2	0	0	0
MIKE VEISOR	13	0	1	1	0	0	0	0
JOHN GARRETT	16	0	1	1	2	0	0	0
MIKE McDUGAL	3	0	0	0	0	0	0	0
GERRY McDONALD	3	0	0	0	0	0	0	0
GLENN MERKOSKY	7	0	0	0	2	0	0	0
MICHEL GALARNEAU	10	0	0	0	4	0	0	0

PLAYER	GP	GOALTENDING			SO	W-L-T
		MIN	GA	GAA		
JOHN GARRETT	16	897	63	4.21	0	5-6-4
GREG MILLEN	55	3195	229	4.30	0	11-30-12
MIKE VEISOR	13	701	53	4.54	0	5-5-2

SEASON HIGHLIGHTS

- Rick Ley, battling severe knee injuries, retires – September 9, 1981.
- Whalers recall first-round draft pick Ron Francis from the Sault Ste. Marie Greyhounds – November 14, 1981.
- Rick Ley's #2 retired – December 26, 1981.
- Whalers reel off a 6-0-4 streak between January 20 and February 10.
- Dave Keon announces retirement at conclusion of the season.
- Blaine Stoughton tops the 50-goal mark for the second time in his NHL career.

CLOSING GAME ROSTER vs. Pittsburgh Penguins (home 4/5/81)

1 Mike Veisor	G	15 Dave Debol	C	23 Gilles Lupien	D	31 Mike Fidler	LW
3 Al Sims	D	17 Mike Rogers	C	24 Kevin Kemp	D	33 Stuart Smith	D
5 Mark Howe	D	20 Rick Meagher	C	25 Norm Barnes	D	35 John Garrett	G
12 Tom Rowe	RW	21 Blaine Stoughton	RW	26 Don Nachbaur	LW		
14 Dave Keon	C	22 Jeff Brubaker	LW	27 Warren Miller	RW		

FINAL DIVISION STANDINGS

	GP	W	L	T	GF	GA	PTS
MONTREAL	80	45	22	13	332	232	103
LOS ANGELES	80	43	24	13	337	290	99
PITTSBURGH	80	30	37	13	302	345	73
HARTFORD*	80	21	41	18	292	372	60
DETROIT	80	19	43	18	252	339	56

*Did not make playoffs.

COMPLETE RESULTS

DATE	W/L	SCORE	OPP.	DATE	W/L	SCORE	OPP.
10/9	L	6-8	at STL	1/10	W	5-3	at WPG
10/11	L	3-9	at MIN	1/12	L	2-5	STL
10/12	T	3-3	at BUF	1/14	L	4-5	LA
10/15	W	5-2	at PIT	1/17	L	2-3	CHI
10/18	W	4-2	DET	1/18	L	2-3	at WSH
10/19	T	3-3	NYI	1/21	T	6-6	STL
10/22	W	3-0	COL	1/23	L	2-4	CGY
10/25	W	4-2	QUE	1/24	L	4-7	at TOR
10/26	L	1-6	at PHI	1/28	W	6-3	COL
10/29	W	5-3	DET	1/30	T	5-5	TOR
10/30	L	2-8	at MTL	1/31	L	3-5	BUF
11/1	T	4-4	VAN	2/2	L	2-4	at QUE
11/5	L	1-6	at STL	2/4	T	3-3	BOS
11/6	T	3-3	at COL	2/7	L	2-6	CHI
11/8	L	4-5	PHI	2/8	T	6-6	at PHI
11/12	L	1-5	MIN	2/12	T	2-2	at DET
11/15	L	4-8	WSH	2/14	L	4-7	at MIN
11/16	L	3-7	at NYR	2/15	T	4-4	at CHI
11/20	L	0-5	at NYI	2/18	T	3-3	WPG
11/22	W	4-3	VAN	2/19	L	2-6	at PIT
11/23	L	3-11	at CHI	2/22	W	6-5	NYR
11/26	W	8-4	WPG	2/25	W	3-2	MIN
11/28	W	6-4	EDM	2/27	L	1-5	at CGY
11/29	L	2-5	BUF	3/1	L	0-3	at VAN
12/2	L	2-5	at LA	3/3	L	4-5	at COL
12/3	T	4-4	at VAN	3/6	W	5-3	at BUF
12/6	W	5-3	at CGY	3/8	L	4-5	CGY
12/7	L	4-6	at EDM	3/10	T	4-4	at DET
12/10	W	8-5	at WPG	3/11	L	2-5	WSH
12/13	T	5-5	LA	3/14	L	2-6	at NYR
12/17	W	5-4	BOS	3/15	L	2-4	at BOS
12/20	T	4-4	at BOS	3/18	W	9-3	MTL
12/21	L	5-6	at QUE	3/21	L	4-6	NYR
12/23	W	7-2	at TOR	3/22	T	3-3	TOR
12/26	W	9-7	PIT	3/25	L	2-7	EDM
12/27	T	5-5	NYI	3/27	W	5-3	at WSH
1/2	L	1-3	MTL	3/29	L	1-4	PHI
1/3	L	1-8	at NYI	4/1	W	5-4	QUE
1/7	L	3-5	at LA	4/3	L	1-6	at MTL
1/9	T	6-6	at EDM	4/5	L	4-5	PIT

MAJOR TRADES

6/05/80 – Obtained Rick Meagher from MTL for flip-flop of draft positions in third and fifth rounds in 1981.

11/21/80 – Obtained Norm Barnes and Jack McIlhargey from PHI for a second-round draft pick in 1982 (Peter Ihnacek).

12/16/80 – Obtained Mike Fidler from MIN for Gordie Roberts.

FINAL STATISTICS (Whalers games only)

	SCORING								
PLAYER	GP	G	A	PTS	PIM	PP	SH	GW	GT
MIKE ROGERS	80	40	65	105	32	10	4	1	0
PAT BOUTETTE	80	28	52	80	160	8	2	3	1
BLAINE STOUGHTON	71	43	30	73	56	10	2	6	1
MARK HOWE	63	19	46	65	54	7	2	3	0
AL SIMS	80	16	36	52	68	5	0	1	0
DAVE KEON	80	13	34	47	26	2	0	1	0
WARREN MILLER	77	22	22	44	37	3	3	1	0
TOM ROWE	74	13	28	41	190	1	0	1	0
DON NACHBAUR	77	16	17	33	139	2	0	1	0
DAVE DEBOL	44	14	12	26	70	2	0	0	1
JORDY DOUGLAS	55	13	9	22	29	3	0	1	0
MIKE FIDLER	38	9	9	18	4	2	0	0	0
RICK MEAGHER	27	7	10	17	19	0	0	0	0
T. ABRAHAMSSON	32	6	11	17	16	4	0	1	0
RAY NEUFELD	52	5	10	15	44	0	0	0	0
BERNIE JOHNSTON	25	4	11	15	8	0	0	0	0
GORDIE ROBERTS	27	2	11	13	81	1	0	0	0
MICKEY VOLCAN	49	2	11	13	26	0	0	0	0
NORM BARNES	54	1	10	11	82	0	0	0	0
JEFF BRUBAKER	43	5	3	8	93	0	0	0	0
MICHEL GALARNEAU	30	2	6	8	9	0	0	1	0
STUART SMITH	38	1	7	8	55	0	0	0	0
NICK FOTIU	42	4	3	7	79	0	0	0	0
JACK McILHARGEY	48	1	6	7	142	0	0	0	0
GILLIES LUPIEN	20	2	4	6	39	0	0	0	0
STEVE ALLEY	8	2	2	4	11	0	0	0	0
RICK LEY	16	0	2	2	20	0	0	0	0
MARK RENAUD	4	1	0	1	0	0	0	0	0
RAY ALLISON	6	1	0	1	0	0	0	0	0
MARTY HOWE	12	0	1	1	25	0	0	0	0
JOHN GARRETT	54	0	1	1	2	0	0	0	0
KEN HOLLAND	1	0	0	0	0	0	0	0	0
KEVIN KEMP	3	0	0	0	4	0	0	0	0
KEVIN ARTHUR	3	0	0	0	0	0	0	0	0
MIKE VEISOR	29	0	0	0	0	0	0	0	0

PLAYER	GOALTENDING					
	GP	MIN	GA	GAA	SO	W-L-T
MIKE VEISOR	29	1580	118	4.48	1	6-13-6
JOHN GARRETT	54	3145	241	4.60	0	15-27-12
KEN HOLLAND	1	60	7	7.00	0	0-1-0

SEASON HIGHLIGHTS

- Blaine Stoughton sits out the first eight games in a contract dispute.
- Gordie Howe's #9 retired – February 18, 1981.
- Larry Pleau replaces fired head coach Don Blackburn – February 20, 1981.
- Pleau replaces fired Jack Kelley as director of hockey operations – April 1, 1981.
- Mike Rogers records second straight 100-point campaign.

1979-80 IN REVIEW

CLOSING GAME ROSTER vs. Montreal Canadiens (away 4/11/80)

1	Al Smith	G	9	Gordie Howe	C	16	Bobby Hull	LW	25	Steve Alley	LW
3	Al Sims	D	10	Ray Neufeld	RW	17	Mike Rogers	D	28	Pat Boutette	LW
5	Mark Howe	D	12	Tom Rowe	RW	18	Marty Howe	D	32	Larry Giroux	D
7	Gordie Roberts	D	14	Dave Keon	C	23	Nick Fotiu	LW	35	John Garrett	G
8	Ray Allison	RW	15	Dave Debol	C	24	Bernie Johnston	LW			

FINAL DIVISION STANDINGS

	GP	W	L	T	GF	GA	PTS
MONTREAL	80	47	20	13	328	240	107
LOS ANGELES	80	30	36	14	290	313	74
PITTSBURGH	80	30	37	13	251	303	73
HARTFORD*	80	27	34	19	303	312	73
DETROIT	80	26	43	11	268	306	63

*Lost to Montreal in first round of playoffs 3-0.

COMPLETE RESULTS

DATE	W/L	SCORE	OPP.	DATE	W/L	SCORE	OPP.
10/11	L	1-4	at MIN	1/17	W	7-1	PIT
10/13	T	3-3	at PIT	1/19	W	5-3	CHI
10/14	T	3-3	at CHI	1/21	W	7-2	WIN
10/17	L	1-3	at BUF	1/24	L	2-7	MTL
10/19	W	6-3	LA	1/26	L	2-3	at NYI
10/20	L	1-6	at NYI	1/28	W	6-1	ATL
10/24	T	2-2	at QUE	1/30	W	8-2	BOS
10/26	L	1-2	NYI	2/2	L	3-5	at ATL
10/28	T	2-2	at NYR	2/3	W	5-3	NYI
10/31	W	4-2	at TOR	2/6	W	7-3	LA
11/2	W	5-3	TOR	2/8	T	4-4	COL
11/6	W	7-2	at COL	2/10	L	2-6	MIN
11/9	L	2-4	CHI	2/12	T	5-5	VAN
11/11	T	5-5	at CHI	2/15	W	5-4	WIN
11/14	L	2-3	at WIN	2/16	L	3-5	at TOR
11/17	W	4-0	EDM	2/18	W	6-4	NYR
11/18	L	4-5	at BOS	2/19	W	6-2	EDM
11/21	W	5-3	BUF	2/23	W	6-5	at ATL
11/24	T	4-4	QUE	2/26	L	5-9	at QUE
11/25	W	4-2	ATL	2/27	L	3-6	BOS
11/27	L	2-6	at PHI	2/29	W	3-0	STL
11/30	W	7-5	PIT	3/1	W	6-3	at STL
12/1	T	4-4	at MTL	3/6	L	3-4	at BUF
12/4	T	3-3	at WSH	3/8	L	5-9	at WSH
12/7	L	4-7	NYR	3/9	T	1-1	at BOS
12/9	L	0-3	at EDM	3/12	T	4-4	at DET
12/11	L	3-5	at VAN	3/13	W	3-1	VAN
12/12	L	4-7	at LA	3/15	W	4-1	COL
12/15	L	5-6	at COL	3/16	L	1-6	MIN
12/19	W	5-4	WSH	3/19	T	5-5	MTL
12/22	L	2-4	BUF	3/21	T	5-5	PHI
12/23	L	2-4	at PHI	3/22	T	5-5	at MTL
12/26	T	4-4	PHI	3/24	L	5-7	STL
12/29	L	0-3	at STL	3/26	L	0-7	at WIN
1/2	T	3-3	at EDM	3/28	T	4-4	at VAN
1/4	L	3-6	WSH	3/29	T	2-2	at LA
1/6	L	1-2	DET	4/1	L	4-5	TOR
1/7	L	2-5	at NYR	4/2	L	4-6	at PIT
1/9	L	2-6	at MIN	4/4	W	9-2	QUE
1/12	W	6-4	at DET	4/6	W	5-3	DET

MAJOR TRADES

12/24/79 – Obtained Pat Boutette from TOR for Bob Stephenson.
1/17/80 – Obtained Tom Rowe from WSH for Alan Hangsleben.
2/27/80 – Obtained Bobby Hull from WPG for future considerations.

FINAL STATISTICS (Whalers games only)

SCORING									
PLAYER	GP	G	A	PTS	PIM	PP	SH	GW	GT
MIKE ROGERS	80	44	61	105	10	3	2	0	0
BLAINE STOUGHTON	80	56	44	100	16	16	2	9	3
MARK HOWE	74	24	56	80	20	5	2	3	1
DAVE KEON	76	10	52	62	10	0	0	0	0
JORDY DOUGLAS	77	33	24	57	39	5	0	5	1
PAT BOUTETTE	47	13	31	44	75	3	0	0	0
GORDIE HOWE	80	15	26	41	42	2	0	0	1
AL SIMS	76	10	31	41	30	2	0	1	1
GORDIE ROBERTS	80	8	28	36	89	1	0	1	0
GREG CARROLL	71	13	19	32	24	0	1	2	0
RAY ALLISON	64	16	12	28	13	0	0	2	1
DAVE DEBOL	48	12	14	26	4	0	0	1	0
BERNIE JOHNSTON	32	8	13	21	8	0	0	0	0
RICK LEY	65	4	16	20	92	0	0	1	0
NICK FOTIU	74	10	8	18	107	0	0	0	0
ALAN HANGSLEBEN	37	3	15	18	69	0	0	1	0
ANDRE LACROIX	29	3	14	17	2	1	0	0	0
TOM ROWE	20	6	4	10	30	1	0	1	0
RON PLUMB	26	3	4	7	14	0	0	0	0
BOBBY HULL	9	2	5	7	0	1	0	0	0
LARRY GIROUX	47	2	5	7	44	0	0	0	1
BILL BENNETT	24	3	3	6	63	2	0	0	0
TIM SHEEHY	12	2	1	3	0	0	0	0	0
JIM WARNER	32	0	3	3	32	0	0	0	0
STEVE ALLEY	7	1	1	2	0	0	0	0	0
BRIAN HILL	19	1	1	2	4	0	0	0	1
MARK RENAUD	13	0	2	2	4	0	0	0	0
JOHN GARRETT	52	0	2	2	12	0	0	0	0
RAY NEUFELD	8	1	0	1	0	0	0	0	0
JEFF BRUBAKER	3	0	1	1	2	0	0	0	0
BOB STEPHENSON	4	0	1	1	0	0	0	0	0
MIKE ANTONOVICH	5	0	1	1	2	0	0	0	0
MARTY HOWE	6	0	1	1	4	0	0	0	0
CHUCK LUKSA	8	0	1	1	4	0	0	0	0
AL SMITH	30	0	1	1	10	0	0	0	0
JEAN SAVARD	1	0	0	0	0	0	0	0	0
STUART SMITH	4	0	0	0	0	0	0	0	0
RICK HODGSON	6	0	0	0	6	0	0	0	0
MAYNARD SCHURMAN	7	0	0	0	0	0	0	0	0

GOALTENDING					
PLAYER	GP	MIN	GA	GAA	SO
AL SMITH	30	1754	107	3.66	2
JOHN GARRETT	52	3046	202	3.98	0

SEASON HIGHLIGHTS

- All-time WHA scoring king Andre Lacroix retires – December 20, 1979.
- Whalers re-open the Hartford Civic Center with a 7-3 win over Los Angeles – February 6, 1980.
- Whalers retire John McKenzie's #19 – February 27, 1980.
- Whalers sign hockey legend Bobby Hull – February 27, 1980.
- Gordie Howe scores his 800th career NHL regular season goal – February 29, 1980.
- Blaine Stoughton ties for NHL goal scoring lead with 56.
- Mike Rogers finishes eighth in NHL scoring with 105 points.

SEASON RECORDS

YEAR	GP	W	L	T	OTL	PTS	GF	GA
1972-73 ^ (NE)	78	46*	30	2		94*	318*	263
1973-74 ^ (NE)	78	43#	31	4		90#	291	260
1974-75 ^ (NE)	78	43#	30	5		91#	274#	279
1975-76 ^ (NE)	80	33	40	7*		73	255	290
1976-77 ^ (NE)	81	35	40	6		76	275	290
1977-78 ^ (NE)	80	44	31	5*		93	335	269
1978-79 ^ (NE)	80	37	34	9*		83	298	287
1979-80 (HFD)	80	27	34	19		73	303	312
1980-81 (HFD)	80	21	41	18		60	292	372
1981-82 (HFD)	80	21	41	18		60	264	351
1982-83 (HFD)	80	19	54*	7		45	261	403*
1983-84 (HFD)	80	28	42	10		66	288	320
1984-85 (HFD)	80	30	41	9		69	268	318
1985-86 (HFD)	80	40	36	4		84	332#	302
1986-87 (HFD)	80	43#	30	7		93#	287	270
1987-88 (HFD)	80	35	38	7		77	249	267
1988-89 (HFD)	80	37	38	5		79	299	290
1989-90 (HFD)	80	38	33	9		85	275	268
1990-91 (HFD)	80	31	38	11		73	238	276
1991-92 (HFD)	80	26	41	13		65	247	283
1992-93 (HFD)	84	26	52	6		58	284	369
1993-94 (HFD)	84	27	48	9		63	227	288
1994-95 (HFD)	48	19	24	5		43	127	141
1995-96 (HFD)	82	34	39	9		77	237	259
1996-97 (HFD)	82	32	39	11		75	226	256

YEAR	GP	W	L	T	OTL	PTS	GF	GA
1997-98 (CAR)	82	33	41	8		74	200	219
1998-99 (CAR)	82	34#	30	18		86#	210	202
1999-00 (CAR)	82	37	35	10	0	84	217	216
2000-01 (CAR)	82	38	32	9	3	88	212	225
2001-02 (CAR)	82	35	26	16*	5	91#	217	217
2002-03 (CAR)	82	22	43	11	6	61	171	240
2003-04 (CAR)	82	28	34	14	6	76	172	209
2005-06 (CAR)	82	52#	22		8	112#	294#	260
2006-07 (CAR)	82	40	34		8	88	241	253
2007-08 (CAR)	82	43	33		6	92	250	246
2008-09 (CAR)	82	45	30		7	97	239	226
2009-10 (CAR)	82	35	37		10	80	230	256
2010-11 (CAR)	82	40	31		11	91	236	239
2011-12 (CAR)	82	33	33		16	82	213	243
2012-13 (CAR)	48	19	25		4	42	128	160
2013-14 (CAR)	82	36	35		11	83	207	230
2014-15 (CAR)	82	30	41		11	71	188	226
2015-16 (CAR)	82	35	31		16	86	198	226
2016-17 (CAR)	82	36	31		15	87	215	236
2017-18 (CAR)	82	36	35		11	83	228	256
2018-19 (CAR)	82	46	29		7	99	245	223
2019-20 (CAR)	68	38	25		5	81	222	193

^ – Indicates WHA season

* – Indicates a League Leading Figure

– Indicates a Division Leading Figure

PLAYOFF RESULT

YEAR	FINISHED	PLAYOFF RESULT	COACH (CAPTAIN)
1972-73 (WHA-NE)	1st East Div.	Won Avco-World Trophy	Jack Kelley (Ted Green)
1973-74 (WHA-NE)	1st East Div.	Lost Quarterfinals	Ron Ryan (Ted Green)
1974-75 (WHA-NE)	1st East Div.	Lost Quarterfinals	Ron Ryan / Jack Kelley (Ted Green)
1975-76 (WHA-NE)	3rd East Div.	Lost Semifinals	Jack Kelley / Don Blackburn / Harry Neale (Rick Ley)
1976-77 (WHA-NE)	4th East Div.	Lost Quarterfinals	Harry Neale (Rick Ley)
1977-78 (WHA-NE)	2nd of 8 teams	Lost Finals	Harry Neale (Rick Ley)
1978-79 (WHA-NE)	4th of 6 teams	Lost Semifinals	Bill Dineen / Don Blackburn (Rick Ley)
1979-80 (NHL-HFD)	4th Norris Div.	Lost Preliminary	Don Blackburn (Rick Ley)
1980-81 (NHL-HFD)	4th Norris Div.	Out of Playoffs	Don Blackburn / Larry Pleau (Rick Ley / Mike Rogers)
1981-82 (NHL-HFD)	5th Adams Div.	Out of Playoffs	Larry Pleau (Dave Keon)
1982-83 (NHL-HFD)	5th Adams Div.	Out of Playoffs	Larry Kish / Larry Pleau / John Cuniff (Russ Anderson)
1983-84 (NHL-HFD)	5th Adams Div.	Out of Playoffs	Jack Evans (Mark Johnson)
1984-85 (NHL-HFD)	5th Adams Div.	Out of Playoffs	Jack Evans (Mark Johnson / Ron Francis)
1985-86 (NHL-HFD)	4th Adams Div.	Lost Division Finals	Jack Evans (Ron Francis)
1986-87 (NHL-HFD)	1st Adams Div.	Lost Div. Semifinals	Jack Evans (Ron Francis)
1987-88 (NHL-HFD)	4th Adams Div.	Lost Div. Semifinals	Jack Evans / Larry Pleau (Ron Francis)
1988-89 (NHL-HFD)	4th Adams Div.	Lost Div. Semifinals	Larry Pleau (Ron Francis)
1989-90 (NHL-HFD)	4th Adams Div.	Lost Div. Semifinals	Rick Ley (Ron Francis)
1990-91 (NHL-HFD)	4th Adams Div.	Lost Div. Semifinals	Rick Ley (Ron Francis until 12/90)
1991-92 (NHL-HFD)	4th Adams Div.	Lost Div. Semifinals	Jim Roberts (Randy Ladouceur)
1992-93 (NHL-HFD)	5th Adams Div.	Out of Playoffs	Paul Holmgren (Pat Verbeek)
1993-94 (NHL-HFD)	6th Northeast Div.	Out of Playoffs	Paul Holmgren / Pierre McGuire (Pat Verbeek)
1994-95 (NHL-HFD)	5th Northeast Div.	Out of Playoffs	Paul Holmgren (Pat Verbeek until 3/95)
1995-96 (NHL-HFD)	4th Northeast Div.	Out of Playoffs	Paul Holmgren / Paul Maurice (Brendan Shanahan)
1996-97 (NHL-HFD)	5th Northeast Div.	Out of Playoffs	Paul Maurice (Kevin Dineen)
1997-98 (NHL-CAR)	6th Northeast Div.	Out of Playoffs	Paul Maurice (Kevin Dineen)
1998-99 (NHL-CAR)	1st Southeast Div.	Lost Conf. Quarterfinals	Paul Maurice (Keith Primeau)
1999-00 (NHL-CAR)	3rd Southeast Div.	Out of Playoffs	Paul Maurice (Ron Francis)
2000-01 (NHL-CAR)	2nd Southeast Div.	Lost Conf. Quarterfinals	Paul Maurice (Ron Francis)
2001-02 (NHL-CAR)	1st Southeast Div.	Lost Stanley Cup Finals	Paul Maurice (Ron Francis)
2002-03 (NHL-CAR)	5th Southeast Div.	Out of Playoffs	Paul Maurice (Ron Francis)
2003-04 (NHL-CAR)	3rd Southeast Div.	Out of Playoffs	Paul Maurice / Peter Laviolette (Ron Francis until 3/04)
2005-06 (NHL-CAR)	1st Southeast Div.	Won Stanley Cup	Peter Laviolette (Rod Brind'Amour)
2006-07 (NHL-CAR)	3rd Southeast Div.	Out of Playoffs	Peter Laviolette (Rod Brind'Amour)
2007-08 (NHL-CAR)	2nd Southeast Div.	Out of Playoffs	Peter Laviolette (Rod Brind'Amour)
2008-09 (NHL-CAR)	2nd Southeast Div.	Lost Conf. Finals	Peter Laviolette / Paul Maurice (Rod Brind'Amour)
2009-10 (NHL-CAR)	3rd Southeast Div.	Out of Playoffs	Paul Maurice (Rod Brind'Amour / Eric Staal)
2010-11 (NHL-CAR)	3rd Southeast Div.	Out of Playoffs	Paul Maurice (Eric Staal)
2011-12 (NHL-CAR)	5th Southeast Div.	Out of Playoffs	Paul Maurice / Kirk Muller (Eric Staal)
2012-13 (NHL-CAR)	3rd Southeast Div.	Out of Playoffs	Kirk Muller (Eric Staal)
2013-14 (NHL-CAR)	7th Metropolitan Div.	Out of Playoffs	Kirk Muller (Eric Staal)
2014-15 (NHL-CAR)	8th Metropolitan Div.	Out of Playoffs	Bill Peters (Eric Staal)
2015-16 (NHL-CAR)	6th Metropolitan Div.	Out of Playoffs	Bill Peters (Eric Staal until 2/28/16)
2016-17 (NHL-CAR)	7th Metropolitan Div.	Out of Playoffs	Bill Peters (none)
2017-18 (NHL-CAR)	6th Metropolitan Div.	Out of Playoffs	Bill Peters (Justin Faulk / Jordan Staal)
2018-19 (NHL-CAR)	4th Metropolitan Div.	Lost Conf. Finals	Rod Brind'Amour (Justin Williams)
2019-20 (NHL-CAR)	4th Metropolitan Div.	Lost First Round	Rod Brind'Amour (Jordan Staal)

YEAR-BY-YEAR

HOME AND ROAD RECORDS

HOME									ROAD								
YEAR	GP	W	L	T	OTL	PTS	GF	GA	GP	W	L	T	OTL	PTS	GF	GA	
1979-80	40	22	12	6		50	179	141	40	5	22	13		23	124	171	
1980-81	40	14	17	9		37	158	169	40	7	24	9		23	134	203	
1981-82	40	13	17	10		36	136	152	40	8	24	8		24	128	199	
1982-83	40	13	22	5		31	147	169	40	6	32	2		14	114	234	
1983-84	40	19	16	5		43	158	150	40	9	26	5		23	130	170	
1984-85	40	17	18	5		39	137	148	40	13	23	4		30	131	170	
1985-86	40	21	17	2		44	181	153	40	19	19	2		40	151	149	
1986-87	40	26	9	5		57	150	112	40	17	21	2		36	137	158	
1987-88	40	21	14	5		47	134	124	40	14	24	2		30	115	143	
1988-89	40	21	17	2		44	156	145	40	16	21	3		35	143	145	
1989-90	40	17	18	5		39	134	135	40	21	15	4		46	141	133	
1990-91	40	18	16	6		42	128	128	40	13	22	5		31	110	148	
1991-92	40	13	17	10		36	120	126	40	13	24	3		29	127	157	
1992-93	42	12	25	5		29	141	176	42	14	27	1		29	143	193	
1993-94	42	14	22	6		34	123	129	42	13	26	3		29	104	159	
1994-95	24	12	10	2		26	64	65	24	7	14	3		17	63	76	
1995-96	41	22	15	4		48	134	120	41	12	24	5		29	103	139	
1996-97	41	23	15	3		49	116	108	41	9	24	8		26	110	148	
1997-98	41	16	18	7		39	106	109	41	17	23	1		35	94	110	
1998-99	41	20	12	9		49	110	96	41	14	18	9		37	100	106	
1999-00	41	20	16	5	0	45	99	102	41	17	19	5	0	39	118	114	
2000-01	41	23	15	3	0	49	129	115	41	15	17	6	3	39	83	110	
2001-02	41	15	13	11	2	43	98	105	41	20	13	5	3	48	119	112	
2002-03	41	12	17	9	3	36	84	102	41	10	26	2	3	25	87	138	
2003-04	41	13	18	8	2	36	85	100	41	15	16	6	4	40	87	109	
2005-06	41	31	8		2	64	153	127	41	21	14		6	48	141	133	
2006-07	41	21	16		4	46	128	131	41	19	18		4	42	113	122	
2007-08	41	24	13		4	52	140	119	41	19	20		2	40	110	127	
2008-09	41	26	14		1	53	115	106	41	19	16		6	44	121	115	
2009-10	41	21	17		3	45	122	124	41	14	20		7	35	108	132	
2010-11	41	22	14		5	49	126	114	41	18	17		6	42	110	125	
2011-12	41	20	14		7	47	106	110	41	13	19		9	35	107	133	
2012-13	24	9	14		1	19	67	83	24	10	11		3	23	61	77	
2013-14	41	18	17		6	42	99	123	41	18	18		5	41	103	121	
2014-15	41	18	16		7	43	90	89	41	12	25		4	28	93	130	
2015-16	41	19	15		7	45	106	112	41	16	16		9	41	90	109	
2016-17	41	23	12		6	52	110	107	41	13	19		9	35	105	129	
2017-18	41	19	16		6	44	110	122	41	17	19		5	39	118	134	
2018-19	41	24	13		4	52	128	108	41	22	16		3	47	119	113	
2019-20	33	19	12		2	40	109	89	35	19	13		3	41	113	104	
40-YR. TOTALS	1,587	751	617	147	72	1,721	4,916	4,843	1,589	574	805	116	94	1,358	4,508	5,498	
40-YR. AVG.*	40	19	15	6	4	43	123	121	40	14	20	5	5	34	113	137	

* Ties are averaged from 1979-2004 (25 seasons) and overtime losses are averaged from 1999-present (20 seasons)

REGULAR SEASON RECORDS

YEAR	GP	W	L	T	OTL	PTS	GF	GA	YEAR	GP	W	L	T	OTL	PTS	GF	GA
1979-80	80	27	34	19		73	303	312	2000-01	82	38	32	9	3	88	212	225
1980-81	80	21	41	18		60	292	372	2001-02	82	35	26	16	5	91	217	217
1981-82	80	21	41	18		60	264	351	2002-03	82	22	43	11	6	61	171	240
1982-83	80	19	54	7		45	261	403	2003-04	82	28	34	14	6	76	172	209
1983-84	80	28	42	10		66	288	320	2005-06	82	52	22		8	112	294	260
1984-85	80	30	41	9		69	268	318	2006-07	82	40	34		8	88	241	253
1985-86	80	40	36	4		84	332	302	2007-08	82	43	33		6	92	250	246
1986-87	80	43	30	7		93	287	270	2008-09	82	45	30		7	97	236	221
1987-88	80	35	38	7		77	249	267	2009-10	82	35	37		10	80	226	251
1988-89	80	37	38	5		79	299	290	2010-11	82	40	31		11	91	236	239
1989-90	80	38	33	9		85	275	268	2011-12	82	33	33		16	82	213	243
1990-91	80	31	38	11		73	238	276	2012-13	48	19	25		4	42	128	160
1991-92	80	26	41	13		65	247	283	2013-14	82	36	35		11	83	207	230
1992-93	84	26	52	6		58	284	369	2014-15	82	30	41		11	71	183	219
1993-94	84	27	48	9		63	227	288	2015-16	82	35	31		16	86	196	221
1994-95	48	19	24	5		43	127	141	2016-17	82	36	31		15	87	215	236
1995-96	82	34	39	9		77	237	259	2017-18	82	36	35		11	83	228	256
1996-97	82	32	39	11		75	226	256	2018-19	82	46	26		7	99	245	223
1997-98	82	33	41	8		74	200	219	2019-20	68	38	25		5	81	222	193
1998-99	82	34	30	18		86	210	202	40-YR. TOTALS	3,176	1,325	1,419	263	166	3,079	9,423	1,0324
1999-00	82	37	35	10	0	84	217	216	40-YR. AVG.*	79	33	35	11	8	77	236	258

* Ties are averaged from 1979-2004 (25 seasons) and overtime losses are averaged from 1999-present (20 seasons)

BEST RECORD AFTER GAMES 1-84

AFTER	POINTS	SEASON(S)	AFTER	POINTS	SEASON(S)	AFTER	POINTS	SEASON(S)
1 game	2	85-86, 86-87, 95-96, 96-97, 99-00, 01-02, 08-09, 10-11, 17-18, 19-20	26 games	34	05-06	56 games	80	05-06
			27 games	36	05-06	57 games	82	05-06
			28 games	38	05-06	58 games	84	05-06
			29 games	38	05-06	59 games	86	05-06
2 games	4	85-86, 95-96, 96-97, 99-00, 01-02, 08-09, 10-11, 19-20	30 games	40	05-06	60 games	88	05-06
			31 games	42	05-06	61 games	90	05-06
			32 games	44	05-06	62 games	91	05-06
3 games	6	95-96, 19-20	33 games	46	05-06	63 games	91	05-06
4 games	8	95-96, 19-20	34 games	48	05-06	64 games	92	05-06
5 games	10	19-20	35 games	49	05-06	65 games	94	05-06
6 games	10	96-97, 19-20	36 games	49	05-06	66 games	96	05-06
7 games	12	19-20	37 games	50	05-06	67 games	96	05-06
8 games	12	19-20	38 games	52	05-06	68 games	96	05-06
9 games	13	05-06, 07-08	39 games	54	05-06	69 games	98	05-06
10 games	15	05-06, 07-08	40 games	56	05-06	70 games	98	05-06
11 games	17	05-06	41 games	58	05-06	71 games	100	05-06
12 games	19	05-06	42 games	60	05-06	72 games	100	05-06
13 games	21	05-06	43 games	62	05-06	73 games	102	05-06
14 games	23	05-06	44 games	64	05-06	74 games	102	05-06
15 games	25	05-06	45 games	66	05-06	75 games	104	05-06
16 games	25	05-06	46 games	68	05-06	76 games	106	05-06
17 games	27	05-06	47 games	68	05-06	77 games	108	05-06
18 games	29	05-06	48 games	70	05-06	78 games	108	05-06
19 games	29	05-06	49 games	72	05-06	79 games	109	05-06
20 games	29	05-06	50 games	74	05-06	80 games	111	05-06
21 games	29	05-06	51 games	76	05-06	81 games	112	05-06
22 games	31	05-06	52 games	78	05-06	82 games	112	05-06
23 games	31	05-06	53 games	78	05-06	83 games	61	93-94
24 games	33	05-06	54 games	80	05-06	84 games	63	93-94
25 games	34	05-06	55 games	80	05-06	(schedule increased to 84 games in 1992-93)		

ALL-TIME ATTENDANCE

SEASON	REGULAR SEASON ATTENDANCE	NUMBER OF GAMES	REGULAR SEASON AVERAGE	PLAYOFF ATTENDANCE	PLAYOFF AVERAGE	TOTAL OVERALL ATTENDANCE	OVERALL AVERAGE	PERCENT OF CAPACITY
1979-80 (HFD)	394,228	40	9,856	(1) 14,460	14,460	408,688	9,968	91.9%
1980-81 (HFD)	461,008	40	11,525	—	—	461,008	11,525	79.4%
1981-82 (HFD)	456,510	40	11,413	—	—	456,510	11,413	78.7%
1982-83 (HFD)	427,819	40	10,695	—	—	427,819	10,695	73.5%
1983-84 (HFD)	459,525	40	11,488	—	—	459,525	11,488	77.6%
1984-85 (HFD)	481,059	40	12,026	—	—	481,059	12,026	81.2%
1985-86 (HFD)	510,753	40	12,769	(4) 60,504	15,126	571,257	12,983	85.8%
1986-87 (HFD)	569,219	40	14,230	(3) 45,378	15,126	614,597	14,293	94.5%
1987-88 (HFD)	582,969	40	14,574	(3) 45,507	15,169	628,476	14,616	95.9%
1988-89 (HFD)	556,823	40	13,921	(2) 25,608	12,804	582,431	13,867	91.1%
1989-90 (HFD)	548,025	40	13,701	(3) 46,605	15,535	594,630	13,829	88.9%
1990-91 (HFD)	497,224	40	12,431	(3) 45,468	15,156	542,692	12,621	80.7%
1991-92 (HFD)	433,289	40	10,832	(3) 25,061	8,354	458,350	10,659	68.2%
1992-93 (HFD)	433,918	41	10,583	—	—	433,918	10,583	67.7%
1993-94 (HFD)	430,159	41	10,492	—	—	430,159	10,492	67.1%
1994-95 (HFD)	284,050	24	11,835	—	—	284,050	11,835	75.7%
1995-96 (HFD)	491,315	41	11,983	—	—	491,315	11,983	76.6%
1996-97 (HFD)	559,939	41	13,657	—	—	559,939	13,657	93.2%
1997-98 (CAR)	373,422	41	9,108	—	—	373,422	9,108	57.3%
1998-99 (CAR)	335,696	41	8,188	(3) 33,177	11,059	368,873	8,383	75.8%
1999-00 (CAR)	508,424	41	12,400	—	—	508,424	12,400	66.2%
2000-01 (CAR)	547,585	41	13,356	(3) 50,594	16,865	598,179	13,595	72.6%
2001-02 (CAR)	635,868	41	15,509	(11) 203,497	18,500	839,365	16,142	86.2%
2002-03 (CAR)	642,973	41	15,682	—	—	642,973	15,682	83.7%
2003-04 (CAR)	505,534	41	12,330	—	—	505,534	12,330	65.8%
2005-06 (CAR)	639,454	41	15,596	(14) 263,216	18,801	902,670	16,421	87.6%
2006-07 (CAR)	712,861	41	17,387	—	—	712,861	17,387	93.3%
2007-08 (CAR)	681,962	41	16,633	—	—	681,962	16,633	89.0%
2008-09 (CAR)	679,488	41	16,573	(8) 147,823	18,478	827,311	16,884	90.4%
2009-10 (CAR)	624,873	41	15,241	—	—	624,873	15,241	81.6%
2010-11 (CAR)	656,611	40	16,415	—	—	656,611	16,415	87.9%
2011-12 (CAR)	657,747	41	16,042	—	—	657,747	16,042	85.9%
2012-13 (CAR)	421,451	24	17,560	—	—	421,451	17,560	94.0%
2013-14 (CAR)	634,831	41	15,484	—	—	634,831	15,484	82.9%
2014-15 (CAR)	516,375	41	12,594	—	—	516,375	12,594	67.4%
2015-16 (CAR)	500,363	41	12,204	—	—	500,363	12,204	65.3%
2016-17 (CAR)	482,829	41	11,776	—	—	482,829	11,776	63.0%
2017-18 (CAR)	508,872	41	12,412	—	—	508,872	12,412	66.4%
2018-19 (CAR)	587,222	41	14,323	(7) 133,268	19,038	720,490	15,010	80.4%
2019-20 (CAR)	554,250	33	16,795	—*	—*	554,250	16,795	89.9%
TOTALS	20,986,523	1,584	13,249	(68) 1,140,166	16,767	22,126,689	13,394	

Note: The franchise moved from the Hartford Civic Center (cap. 14,660) to the Greensboro Coliseum (cap 20,800) following the 1996-97 season. During the 1998-99 season, the official capacity at the Greensboro Coliseum was 11,059. The team played its first season at the Entertainment & Sports Arena (18,730) in Raleigh during the 1999-00 campaign. The Entertainment & Sports Arena was renamed the RBC Center in September 2002, and the capacity of the RBC Center changed to 18,639 in October 2006. The RBC Center's capacity changed again in 2007 to 18,680. On March 15, 2012, the RBC Center was renamed PNC Arena.

*All games of the 2020 NHL Stanley Cup Playoffs were played behind closed doors at Scotiabank Arena in Toronto, Ont.

NHL ROSTER BY NUMBER

0 Neil Sheehy
1 Arturs Irbe, Jamie Storr, Kirk McLean, Sean Burke, Mike Liut, Ed Staniowski, Mike Veisor, Al Smith
2 Glen Wesley, Rick Ley (*Retired February 17, 2009 in honor of Glen Wesley*)
3 Steve Chiasson, Brian Glynn, Zarley Zalapski, Doug Crossman, Joel Quenneville, Stuart Smith, Paul Shmyr, Al Sims
4 **Hayden Fleury**, Andrej Sekera, Jamie McBain, Aaron Ward, Dennis Seidenberg, Kevin Hatcher, Nolan Pratt, Gerald Diduck, Frantisek Kucera, James Patrick, Eric Weinrich, Dan Kecmer, Rob Brown, Jergus Baca, Steve Dykstra, Jim Pavese, Charlie Bourgeois, Dana Murzyn, Richie Dunn, Mickey Volcan, Fred Arthur, Ron Francis, Andre Lacroix
5 Noah Hanifin, Mike Komisarek, Marc-Andre Gragnani, Bryan Allen, Brian Pothier, Frantisek Kaberle, Marek Malik, Kevin Haller, Alexander Godnyuk, Bryan Marchment, Steve Konroyd, Ulf Samuelsson, Pierre Lacroix, Mark Howe
6 Joel Edmundson, Klas Dahlbeck, Tim Gleason, Bret Hedican, Adam Burt, Mark Paterson, Blake Wesley, Thommy Abrahamsson, Ron Plumb, Jean Savard
7 Phil Di Giuseppe, Derek Ryan, Ryan Murphy, Ian White, Niclas Wallin, Curtis Leschuyshyn, Brian Glynn, Randy Cunneyworth, Brian Lawton, Stewart Gavin, David Jensen, Russ Anderson, Steve Stoyanovich, Rick MacLeish, Gordie Roberts
8 Saku Maenalanen, Ty Rattie, Andrei Loktionov, Kevin Westgarth, Jaroslav Spacek, Patrick O'Sullivan, Matt Cullen, Tim Gleason, Bob Boughner, Sandis Ozolinsh, Geoff Sanderson, Mark Greig, Jody Hull, Mike Millar, Risto Siltanen, Garry Howatt, Ray Allison
9 Gordie Howe
10 Ron Francis, Gary Roberts, Andrei Nikolishin, Brad McCrimmon, Ray Neufeld, Tim Sheehy, Alan Hangeleben (*Retired January 28, 2006 in honor of Ron Francis*)
11 **Jordan Staal**, Zach Boychuk, Justin Williams, Jeff Daniels, Kevin Dineen, Andrei Nikolishin, Yvon Corrivau, John Cullen, Paul Fenton, Paul Lawless, Jody Douglas, Greg Carroll
12 Eric Staal, Craig MacDonald, Steven Rice, Darren Turcotte, Barry Nieckar, Tim Kerr, Murray Craven, Dean Evason, Mark Johnson, Dan Bourbonnais, Mike Antonovich, Tom Rowe
13 **Warren Foegele**, Jared Staal, Anthony Stewart, Ray Whitney, Bates Battaglia, Andrei Nikolishin, Ted Drury, Geoff Sanderson, Carey Wilson
14 Justin Williams, Jakob Nakladal, Nathan Gerbe, Andreas Nodl, Sergei Samsonov, Kevyn Adams, Steve Halko, Kevin Haller, Kevin Smyth, Paul Ranheim, Jim Sandlak, Chris Govedaris, Don Maloney, Mark Reeds, Bill Gardner, Greg Malone, Michel Galarneau, Dave Keon
15 Aleksii Saarela, Andrej Nestrail, Tuomo Ruutu, Brad Isbister, Marty Murray, Harold Druken, Kevyn Adams, Byron Ritchie, Scott Daniels, Kelly Chase, Todd Harkins, Brian Propp, Joe Day, John Cullen, Dave Tippett, Norm Dupont, Glenn Merkowsky, Dan Fridgen, Paul MacDermid, Dave Debol, Michel Galarneau, Garry Howatt, Rob McClanahan
16 **Vincent Trocheck**, Marcus Kruger, Elias Lindholm, Brandon Sutter, Andrew Ladd, Ryan Bayda, Tommy Westlund, Jeff Daniels, Nelson Emerson, Pat Verbeek, Sylvain Turgeon, George Lyle, Michel Galarneau, Bobby Hull, Bill Bennett
17 Rod Brind'Amour, Jeff Daniels, Chris Murray, Scott Daniels, Ted Drury, Mark Greig, Todd Krygier, Brent Peterson, Wayne Babych, Ray Neufeld, Mike Rogers (*Retired February 18, 2011 in honor of Rod Brind'Amour*)
18 **Ryan Dzingel**, Jay McClement, Radek Dvorak, Adam Hall, Zach Boychuk, Jan Matsumoto, Stephane Yelle, Ryan Bayda, Mark Recchi, Mike Zigomanis, Mike Rucinski, Robert Kron, Paul Cyr, Jim Thomson, Scot Kleinendorst, Mike Crombeen, Greg Adams, Marty Howe, Mike Fidler, Don Gillen
19 **Dougie Hamilton**, Josh Jooris, Jiri Tlustý, Trevor Letowski, Radim Vrbata, Chris Dingman, Rob DiMaio, Jeff O'Neill, Nelson Emerson, Johnny McKenzie
20 **Sebastian Aho**, Riley Nash, Troy Bodie, Michael Ryan, Dan LaCouture, Jan Hlavac, Darren Langdon, Sandy McCarthy, Glen Wesley, Kevin Smyth, Nick Kypreos, Yvon Corrivau, John Anderson, Mike Hoffman, Mike Zuke, Merlin Malinowski, Rick Meagher, Mark Renaud
21 **Nino Niederreiter**, Lee Stempniak, James Wisniewski, Drayson Bowman, Jeff Heerema, David Tanabe, Josh Holden, Ron Francis, Jeff Brown, Andrew Cassels, Sylvain Cote, Blaine Stoughton
22 **Brett Pesce**, Zach Boychuk, Manny Malhotra, Zac Dalpe, Josef Melichar, Mike Commodore, Sean Hill, Jeff Brown, Mark Janssens, Ed Kastelic, Gord Sherven, Dave Williams, Shane Churla, Jorgen Pettersson, Mike Hoffman, Dave Lumley, Doug Sullivan, Jeff Brubaker
23 **Brock McGinn**, Jeremy Welsh, Alexei Ponikarovsky, Steven Goertzen, Zach Boychuk, Derrick Walser, Pavel Brendl, Martin Gelinas, Marek Malik, Jocelyn Lemieux, Paul Gillis, James Black, Lee Norwood, Paul MacDermid, Wally Weir, Ed Hospodar, Gilles Lupien, Nick Fotiu, Mike McDougal
24 **Jake Bean**, Brad Malone, Bobby Sanguinetti, Scott Walker, Andrew Hutchinson, Sami Kapanen, Jim Storm, Patrick Poulin, Bobby Holik, Tom Martin, Pat Hughes, Dave Barr, Tim Bothwell, Chris Kotsopoulos, Kevin Kemp, Mike Fidler, Maynard Schurman, Bernie Johnston
25 Viktor Stalberg, Chris Terry, Joni Pitkanen, Shane Willis, Bruno St. Jacques, Jason McBain, Bob McGill, Terry Yake, Mark Bergevin, Barry Pederson, Jeff Parker, Grant Jennings, Mike McEwen, Dave Williams, Brad Shaw, Bobby Crawford, Mike Renaud, Pierre Larouche, Norm Barnes, Russ Anderson, Steve Alley, Jim Warner
26 Matt Tennyson, John-Michael Liles, Erik Cole, Ray Sheppard, Steve Martins, Jocelyn Lemieux, Brian Propp, Jim Agnew, Mark Hunter, Ray Ferraro, Tony Currie, Bob Sullivan, Don Nachbaur
27 Justin Faulk, Derek Joslin, Brett Carson, Craig Adams, Rod Brind'Amour, Steve Leach, Derek King, Jeff Brown, Kelly Chase, Bryan Marchment, Doug Houda, Scott Young, Doug Jarvis, Marty Howe, Steve Alley, Brian Hill, Warren Miller, Bob Stephenson
28 Elias Lindholm, Alexander Semin, Justin Faulk, Bryan Rodney, Jamie McBain, Wade Brookbank, Andrew Hutchinson, Brad DeFauw, Steve Halko, Paul Ranheim, Mike Tomlak, Lindsay Carson, Paul Lawless, Pat Boutette, Ross Yates, Randy MacGregor, Mark Renaud, Pierre Larouche, Bob Stephenson, Rob McClanahan

29 Brian Gibbons, Bryan Bickell, Tim Wallace, Ryan Carter, Tom Kostopoulos, Bryan Rodney, Joey Mormina, Martin Gerber, Mike Watt, Kevin Brown, Jason Muzzatti, Marc Potvin, Randy Ladouceur, Paul Fenton, Kevin Dineen, Paul MacDermid, Tom Rowe, Jack McIlhargey, Archie Henderson, Chuck Luksa
30 Cam Ward, Patrick DesRochers, Jean-Marc Pelletier, Mark Fitzpatrick, Mike Fountain, Jeff Reese, Mike Lenarduzzi, Peter Sidorkiewicz, Greg Millen, Ken Holland
31 Anton Forsberg, Eddie Lack, Anton Khudobin, Dan Ellis, Justin Pogge, Tyler Moss, Craig MacDonald, Mario Gosselin, Daryl Reaugh, Jim McKenzie, Bob Bodak, Richard Brodeur, Steve Weeks, Dan Bourbonnais, Mike Veisor, Gerry McDonald, Mike Fidler, Don Nachbaur, Greg Carroll
32 Michael Leighton, Kris Versteeg, Zach Boychuk, Oskar Osala, Stu Grimson, Steve Martins, Igor Chibirev, Murray Craven, Brad Shaw, Torrie Robertson, Mike McDougal, Dan Fridgen, Rick Hodgson, Mark Renaud, Mickey Volcan, Larry Giroux
33 Scott Darling, Derek Ryan, Brian Boucher, Derek Joslin, Anton Babchuk, Bryan Rodney, Joey Tetarenko, David Karpa, Bates Battaglia, Jimmy Carson, Ted Crowley, Jim McKenzie, Carey Wilson, Norm Maciver, Brad Shaw, John Newberry, Mark Fusco, Gerry McDonald, Rick Hodgson, Jeff Brownschidle, Stuart Smith, Jack McIlhargey
34 **Petr Mrazek**, Phil Di Giuseppe, Manny Legace, Joe Jensen, Dave Gove, Steve Martins, Jamie Leach, Mikael Andersson, Jack Brownschidle, Dan Fridgen, Reid Bailey, Randy Gilhen, Paul Marshall
35 Curtis McElhinney, Alex Nedeljkovic, Drew MacIntyre, Justin Peters, Kevin Nastiuk, Tom Barrasso, Jean-Marc Pelletier, Eric Fichaud, Pat Jablonski, Jeff Reese, Mike Lenarduzzi, Corrie D'Alessio, Kay Whitmore, Mike Vellucci, Scot Kleinendorst, John Garrett
36 Patrick Brown, Jussi Jokinen, Michael Ryan, Brandon Nolan, Jesse Boulerice, Greg Koehler, Glen Featherstone, Michael Nylander, Daniel Shank, Marc Bergevin, Yves Courteau, Gord Sherven, Paul MacDermid
37 **Andrei Svechnikov**, Warren Foegele, Aaron Palushaj, Tim Brent, Keith Aucoin, Tomas Kurka, Trevor Kidd, Jeff Daniels, Dan Kecmer, Patrick Poulin, Chris Tancill, Dallas Gaume
38 Jack Hillen, Tim Conboy, Allan Rourke, Scott Pellerin, Robert Kron, Terry Yake, Mark Reeds, Brad Shaw, Randy Pierce, Randy MacGregor
39 **Alex Nedeljkovic**, Gregory Hofmann, Valentin Zykov, Patrick Dwyer, Doug Weight, Brad DeFauw, Pat Jablonski, Enrico Ciccone, Kelly Chase, Robert Petrovicky
40 Jeremy Smith, Daniel Altshuler, Jorge Alves, Tripp Tracy, Frank Pietrangolo, Jergus Baca, Al Tuer, Greg Britz, Mike Hoffman, Bob Hess
41 Danny Biega, Andrew Alberts, Nolan Pratt, Allen Pedersen, Joe Day, Jim Culhane
42 Greg McKegg, Joakim Nordstrom, Brett Sutter, Tim Gleason, Jeff Heerema, Brian Chapman, Marc LaForte
43 **Morgan Geekie**, Eetu Luostarinen
44 Julien Gauthier, Calvin de Haan, Jay Harrison, Patrick Eaves, Kent Manderville, Gerald Diduck, Chris Pronger, Paul Gillis, Rob Brown, Dave Babych, Niklas Nordgren
45 Sami Vatanen, Keegan Lowe, Alexandre Picard, David Tanabe, Shane Willis, John Stevens
46 Trevor Carrick, Mike Zigomanis, Mike Rucinski, Kevin Brown, Jim Storm, Todd Richards
47 **James Reimer**, Michal Jordan, Marc-Andre Bergeron, John Grahame, Brad Fast, Ryan Bayda, Jean-Sebastien Giguere, Michel Picard
48 **Jordan Martinook**, Brody Sutter, Anton Babchuk, Nikos Tselios, Scott Daniels
49 Victor Rask, Michael Leighton, Ross McKay
51 **Jake Gardiner**, Tomas Kaberle, Jeff Hamilton, Danny Richmond, Andre Kovalenko
52 Justin Shugg, Damian Surma, Jim Sandlak
53 Jeff Skinner, Casey Borer, Greg Kuznik
54 Brett Pesce
55 **Roland McKeown**, Danny Markov, Pavel Brendl, Keith Primeau
56 Erik Haula, Brendan Woods, Jakub Petruzalek, Brett Lysak
57 Trevor van Riemsdyk, Andrew Petrusalski
58 Nicolas Roy
59 Janne Kuokkanen, Chad LaRose
60 Justin Peters
61 Sergey Tolchinsky, Cory Stillman
62 Rasmus Rissanen, Jaroslav Svoboda
63 Dwight Helminen, Josef Vasicek
64 **Clark Bishop**
65 Ron Hainsey
67 Jerome Samson
70 Mike Murphy, Oleg Tverdovsky
71 Lucas Wallmark, Jerome Samson, Tomas Malec
72 Nicolas Blanchard, Dave Semenko
73 Valentin Zykov, Brett Bellemore
74 **Jacob Slavin**
76 **Brady Skjei**
77 Joe Corvo, Anson Carter, Paul Coffey
79 Micheal Ferland
80 Rasmus Tirronen, John Muse, Kevin Weekes
86 **Teuvo Teravainen**
88 **Martin Necas**
89 Darren Turcotte
90 David Ayres
92 Jeff O'Neill, Michael Nylander
94 Brendan Shanahan

Includes Hartford Whalers jersey numbers from 1972-79 (WHA)

A	YEARS	POS.-NO.	REGULAR SEASON					PLAYOFFS				
			GP	G	A	P	PIM	GP	G	A	P	PIM
Abrahamsson, Christer	74-77	G-1/29	10	0	2	2	18	3	0	0	0	0
Signed August 1974 from Leksand IF of Swedish Elite League. Released, June 1977.												
Abrahamsson, Tommy	74-77/80-81	D-6/19	234	34	78	112	142	28	2	7	9	15
Signed August 1974 from Leksand IF of Swedish Elite League. Retired, July 1977. Re-signed from Swedish Elite League, June 1980. Released, June 1981.												
Adams, Craig	00-04, 05-08	RW-27	427	33	44	77	337	29	0	0	0	10
Selected in the NHL Entry Draft (Harvard), June 22, 1996. Signed with Anaheim as a free agent, August 2005. Acquired from Anaheim in exchange for Bruno St. Jacques, October 2005. Traded to Chicago in exchange for future considerations, January 17, 2008.												
Adams, Greg	82-83	LW-18	79	10	13	23	216	—	—	—	—	—
Acquired from Philadelphia Flyers with Ken Linseman and Flyers' No. 1 choice in 1983 (David A. Jensen) for Mark Howe, August 1982. Traded to Washington Capitals for Torrie Robertson, October 1983.												
Adams, Kevyn	02-07	C-14/15	300	38	34	72	167	48	1	0	1	18
Acquired from the Florida Panthers along with Bret Hedican and Tomas Malec for Sandis Ozolinsh and Byron Ritchie, January 16, 2002. Traded to Phoenix Coyotes for Dennis Seidenberg, January 8, 2007.												
Agnew, Jim	92-93	D-26	16	0	0	0	68	—	—	—	—	—
Signed as a free agent (Vancouver Canucks), June 1992. Retired, September 15, 1993.												
Ahearn, Kevin	72-74	LW-14/5	78	20	22	42	18	14	1	2	3	9
Selected in WHA Player Selection Draft, February 1972 (U.S. Olympic Team). Released, May 1974.												
Aho, Sebastian	16-20	C/RW-20	310	121	142	263	102	23	8	16	24	6
Selected in NHL Draft (Karpat, Finland), June 27, 2015.												
Alberts, Andrew	09-10	D-41	62	2	8	10	74	—	—	—	—	—
Signed as a free agent, July 15, 2009. Traded to Vancouver in exchange for Vancouver's 2010 third-round draft pick, March 3, 2010.												
Allen, Bryan	11-12	D-5	101	1	18	19	95	—	—	—	—	—
Acquired from the Florida Panthers in exchange for Sergei Samsonov, February 28, 2011. Signed with Anaheim as a free agent, July 2012.												
Alley, Steve	79-81	LW-27/25	15	3	3	6	11	3	0	1	1	0
Claimed in WHA dispersal draft (Birmingham Bulls), June 1979. Released, May 1981.												
Allison, Ray	79-81	RW-8	70	17	12	29	13	2	0	1	1	0
Selected in NHL Entry Draft (Brandon, WHL), August 1979. Traded with Fred Arthur and first- and third-round 1982 draft picks (Ron Sutter, Miroslav Dvorak), to Philadelphia Flyers for Rick MacLeish, Don Gillen, Blake Wesley and Philadelphia's first, second- and third-round 1982 draft picks, July 1981 (Paul Lawless, Mark Paterson, Kevin Dineen).												
Alves, Jorge	16	G-40	1	0	0	0	0	—	—	—	—	—
Signed a professional tryout contract, Dec. 31, 2016.												
Anderson, John	85-89	LW-20	215	72	117	189	69	20	6	11	17	2
Acquired from Quebec Nordiques for Risto Siltanen, March 1986. Released, October 1989.												
Anderson, Russ	81-83	D-25/7	82	1	9	10	256	—	—	—	—	—
Acquired from Pittsburgh Penguins for eighth-round 1983 draft choice, December 1981. Released, June 1983.												
Andersson, Mikael	89-92	LW-34	175	35	60	95	28	12	0	5	5	8
Selected in 1989 NHL Waiver Draft from Buffalo Sabres, October 1989. Signed with Tampa Bay as a free agent, June 1992.												
Antonovich, Mike	77-80	LW-12	175	64	72	136	79	29	17	12	29	22
Acquired from Edmonton Oilers with Bill Butters for Brett Callighen and Ron Busniuk, February 1977. Released, May 1980.												
Arndt, Danny	75-77	C/LW-19	115	16	22	38	21	8	0	0	0	0
Selected in WHA Amateur Draft (Saskatoon, WCHL), June 1975. Traded to Edmonton Oilers with cash and "future considerations" (WHA rights to Dave Debol) for Dave Keon, Jack Carlson, Steve Carlson, John McKenzie and Dave Dryden, January 1977.												
Arthur, Fred	80-81	D-4	3	0	0	0	0	—	—	—	—	—
Selected as underage junior in NHL Draft (Cornwall, QMJHL), June 1980. Traded to Philadelphia Flyers with Ray Allison and first and third picks in the 1982 draft (Ron Sutter, Miroslav Dvorak) for Rick MacLeish, Don Gillen, Blake Wesley and the Flyers' first-, second- and third-round 1982 draft picks (Paul Lawless, Mark Paterson, Kevin Dineen), July 1981.												
Aucoin, Keith	06-08	C-37	53	5	10	15	14	—	—	—	—	—
Signed as a free agent, August 4, 2005. Signed with Washington as an unrestricted free agent, July 2008.												
Ayres, David	20	G-90	1	0	0	0	0	—	—	—	—	—
Signed an amateur tryout contract, Feb. 22, 2020.												
B	YEARS	POS.-NO.	REGULAR SEASON					PLAYOFFS				
			GP	G	A	P	PIM	GP	G	A	P	PIM
Babchuk, Anton	06-07/08-09/10	D-33/48	163	24	38	62	64	13	0	1	1	10
Acquired from the Chicago Blackhawks along with Chicago's fourth-round pick in 2007 for Danny Richmond and a fourth-round pick in 2006, January 2006. Traded to Calgary along with Tom Kostopoulos in exchange for Brett Sutter and Ian White, November 17, 2010.												
Babych, Dave	85-91	D-44	349	44	196	240	256	31	7	13	20	32
Acquired from Winnipeg Jets for Ray Neufeld, November 1985. Claimed by Minnesota North Stars in NHL Expansion Draft, May 1991.												
Babych, Wayne	85-87	RW-17	41	11	17	28	63	10	0	1	1	2
Acquired from the Quebec Nordiques for Greg Malone, January 1986. Retired, September 1987.												
Baca, Jergus	90-92	D-40	10	0	2	2	14	—	—	—	—	—
Selected in NHL Entry Draft, June 1990. Released, June 1992.												
Backstrom, Ralph	75-77	C/LW-9	115	31	50	81	36	20	5	4	9	8
Acquired from Ottawa Civics for "future considerations," January 1976. Retired, June 1977.												
Bailey, Reid	83-84	D-34	12	0	0	0	25	—	—	—	—	—
Signed as a free agent, December 1983. Released, June 1984.												
Barnes, Norm	80-82	D-25	74	2	14	16	101	—	—	—	—	—
Acquired with Jack McIlhargey from Philadelphia Flyers for a 1982 second-round draft choice (later transferred to Toronto, Peter Ihnacek), December 1980. Released, June 1982.												
Barr, Dave	86-87	RW-24	30	2	4	6	19	—	—	—	—	—
Acquired from St. Louis Blues for Tim Bothwell, October 1986. Traded to Detroit Red Wings for Randy Ladouceur, January 1987.												
Barrasso, Tom	01-02	G-35	34	0	0	0	4	—	—	—	—	—
Signed as a free agent, July 17, 2001. Traded to Toronto Maple Leafs for a fourth round pick in the 2003 NHL Entry Draft, March 15, 2002.												
Battaglia, Bates	97-03	LW-13/33	402	63	87	150	281	35	5	14	19	24
Acquired from Mighty Ducks of Anaheim for Mark Janssens, March 18, 1997. Traded to Colorado Avalanche in exchange for Radim Vrbata, March 11, 2003.												
Bayda, Ryan	03-04/06-09	LW-16/18/47	179	16	24	40	94	15	2	2	4	18
Selected in the NHL Entry Draft (North Dakota), June 24, 2000. Released July 2005. Signed as a free agent, August 4, 2006. Released, July 2009.												
Bean, Jake	18	D-24	2	0	0	0	0	—	—	—	—	—
Selected in the NHL Entry Draft (Calgary, WHL), June 24, 2016.												

ALL-TIME ROSTER

B	YEARS	POS.-NO.	REGULAR SEASON					PLAYOFFS				
			GP	G	A	P	PIM	GP	G	A	P	PIM
Belanger, Eric	06-07	C-25	56	8	12	20	14	—	—	—	—	—
Acquired from the Los Angeles Kings along with defenseman Tim Gleason in exchange for defenseman Oleg Tverdoksky and the rights to defenseman Jack Johnson, September 29, 2006. Traded to Nashville in exchange for center Josef Vasicek, February 9, 2007.												
Bellemore, Brett	13-15	D-73	121	4	16	20	79	—	—	—	—	—
Selected in the NHL Entry Draft (Plymouth, OHL), June 23, 2007. Released, July 2015.												
Bennett, Bill	79-80	LW-16	24	3	3	6	63	—	—	—	—	—
Selected from Boston Bruins in the 1979 NHL Expansion Draft. Released, June 1980.												
Bergeron, Marc-Andre	13	D-47	13	0	4	4	5	—	—	—	—	—
Acquired from Tampa Bay in exchange for forward Adam Hall and a 2013 seventh-round draft pick (186th overall - Joel Vermin), April 2, 2013. Released, July 2013.												
Bergevin, Marc	90-92	D-36/25	79	7	17	24	68	5	0	0	0	2
Acquired from the New York Islanders for "future considerations," October 1990. Signed with Tampa Bay Lightning as a free agent, July 1992.												
Berglund, Bill	73-75	G-1/30	5	0	0	0	0	—	—	—	—	—
Signed from Rhode Island Eagles (AHL), September 1973. Retired, September 1974. Ended retirement, January 1975. Released, September 1975.												
Bickell, Bryan	16-17	LW-29	11	1	0	1	4	—	—	—	—	—
Acquired from Chicago with Teuvo Teravainen in exchange for a 2017 second-round pick (Artur Kayumov) and a 2017 third-round pick (Keith Petruzzelli), June 15, 2016. Retired, April 9, 2017.												
Biega, Danny	15	D-41	10	0	2	2	0	—	—	—	—	—
Selected in NHL Entry Draft (Harvard, ECAC), June 2010.												
Bishop, Clark	18-19	C-64	25	1	3	4	10	2	0	0	0	0
Selected in NHL Entry Draft (Cape Breton, QMJHL), June 28, 2014.												
Black, James	89-92	C-23	3	4	6	10	14	—	—	—	—	—
Selected in NHL Entry Draft (Portland, WHL), June 1989. Traded to Minnesota North Stars for Mark Janssens, September 1992.												
Blackburn, Don	73-76	LW-22	146	40	74	114	34	12	3	6	9	6
Signed from Minnesota North Stars, September 1973. Released, September 1975. Re-signed, November 1975. Retired to become head coach, December 1976.												
Blanchard, Nicolas	13	F-72	9	0	0	0	20	—	—	—	—	—
Selected in the NHL Entry Draft (Chicoutimi, QMJHL), June 23, 2005. Released, July 2014.												
Bodak, Bob	89-90	LW-31	1	0	0	0	0	—	—	—	—	—
Signed as a free agent, July 1988. Released, June 1990.												
Bodie, Troy	10-11	RW-20	50	1	2	3	54	—	—	—	—	—
Claimed on waivers from the Anaheim Ducks, November 16, 2010. Released, July 2011.												
Bolduc, Danny	75-78	RW-21	88	15	13	28	51	30	3	10	13	8
Signed as a free agent, March 1976. Signed with Detroit Red Wings as free agent, August 1978.												
Borer, Casey	08/10	D-53/55	16	1	2	3	9	—	—	—	—	—
Selected in the NHL Entry Draft (St. Cloud State, WCHA), June 2004. Released, July 2011.												
Borgeson, Don	75-76	RW-22	31	9	8	17	4	3	1	1	2	0
Acquired from Ottawa Civics with Ralph Backstrom for "future considerations," January 1976. Placed on waivers and claimed by Calgary Cowboys, June 1976.												
Bothwell, Tim	85-87	D-24	66	3	8	11	53	10	0	0	0	8
Purchased from St. Louis Blues, October 1985. Traded to St. Louis Blues for Dave Barr, October 1986.												
Boucher, Brian	11-12	G-33	10	0	0	0	0	—	—	—	—	—
Signed as a free agent, July 2011. Traded to Philadelphia along with defenseman Mark Alt in exchange for forward Luke Pither, Jan. 13, 2013.												
Boughner, Bob	03-04	D-8	43	0	5	5	80	—	—	—	—	—
Acquired from the Calgary Flames for a fourth-round pick in the 2004 draft (Kristopher Hogg) and future considerations, July 16, 2003. Traded to the Colorado Avalanche for defenseman Chris Bahen, a third-round pick in the 2004 draft (Casey Borer) and future considerations, February 20, 2004.												
Boulerice, Jesse	02-07	RW-36	150	8	2	10	286	—	—	—	—	—
Acquired from Philadelphia for Greg Koehler, February 13, 2002. Traded to St. Louis along with Magnus Kahnberg, Mike Zigomanis, Carolina's first-round pick in 2006 and Toronto's fourth-round pick in 2006 for Doug Weight and Erkki Rajamaki, January 30, 2006. Signed as a free agent, August 2, 2006. Released July 2007.												
Bourbonnais, Dan	81-82/83-84	LW-12/31	59	3	25	28	11	—	—	—	—	—
Selected in NHL Entry Draft (Calgary, WHL), June 1981. Released, June 1984.												
Bourgeois, Charles	87-88	D-4	1	0	0	0	0	0	0	0	0	0
Acquired from St. Louis Blues with a third-round 1989 draft selection, previously traded to St. Louis Blues for Mark Reeds and upgraded to a second-round 1989 draft selection (Rick Corriveau). Released, July 1989.												
Boutette, Pat	79-81/84-85	C/LW-28	160	47	91	138	286	3	1	0	1	6
Acquired from Toronto Maple Leafs for Bob Stephenson, December 1979. Awarded to Pittsburgh Penguins with Kevin McClelland as compensation for Hartford signing Greg Millen, July 1981. Re-acquired from Pittsburgh Penguins for NHL rights to Ville Siren, November 1984. Released, July 1985.												
Bowman, Drayson	10-14	LW-21/23	176	15	18	33	53	—	—	—	—	—
Selected in the NHL Entry Draft (Spokane, WHL), June 2007. Released, July 2014.												
Boychuk, Zach	08-15	C/LW-22/18/11/23/32	115	11	17	28	10	—	—	—	—	—
Selected in the NHL Entry Draft (Lethbridge, WHL), June 20, 2008. Claimed on waivers by Pittsburgh, Jan. 31, 2013. Claimed on waivers from Nashville, March 21, 2013.												
Brendl, Pavel	03-04	RW-55/23	26	5	4	9	10	—	—	—	—	—
Acquired along with Bruno St. Jacques from Philadelphia Flyers for Sami Kapanen and Ryan Bast, February 7, 2003. Traded to Phoenix for Krystofer Kolanos, December 28, 2005.												
Brent, Tim	11-13	C-37	109	12	15	27	35	—	—	—	—	—
Signed as a free agent, July 2011. Released, July 2013.												
Brind'Amour, Rod	00-10	C-27/17	694	174	299	473	402	72	18	20	38	46
Acquired from Philadelphia Flyers along with Jean-Marc Pelletier and a second-round pick in 2000 in exchange for Keith Primeau and a fifth-round pick on January 23, 2000. Retired as a player on June 30, 2010.												
Britz, Greg	86-87	RW-40	1	0	0	0	0	—	—	—	—	—
Signed as a free agent (Toronto), October 1986. Released, July 1987.												
Brodeur, Richard	87-88	G-31	6	0	0	0	2	4	0	0	0	0
Acquired from Vancouver Canucks for Steve Weeks, March 1988. Retired, November 1988.												
Brookbank, Wade	07-09	D/LW-28	59	2	1	3	166	—	—	—	—	—
Signed as a free agent (Boston), July 3, 2007. Traded to Tampa Bay along with Josef Melichar and a 2009 fourth-round pick, February 7, 2009.												
Brown, Jeff	96-98	D-27/21	81	10	41	51	54	—	—	—	—	—
Acquired from Vancouver Canucks in a three-team trade, December 20, 1995. The Whalers traded Jocelyn Lemieux and their second-round draft pick in 1998 NHL Entry Draft for Jim Dowd and New Jersey's second-round pick in 1997. The Whalers then traded Dowd, a second pick in 1997 (Ryan Bonni), and Frantisek Kucera to Vancouver for Brown and Vancouver's third-round draft pick in the 1998 NHL Entry Draft (pick traded to Dallas on Draft Day '98 - Stars selected John Erskine). Traded to Toronto Maple Leafs for fourth-round draft pick in 1999 NHL Entry Draft, January 2, 1998.												
Brown, Kevin	96-98	RW-46	15	0	4	4	6	—	—	—	—	—
Acquired from Mighty Ducks of Anaheim for Espen Knutsen on October 1, 1996.												

B	YEARS	POS.-NO.	REGULAR SEASON					PLAYOFFS				
			GP	G	A	P	PIM	GP	G	A	P	PIM
Brown, Patrick	14-19	C-36	28	1	1	2	8	8	0	0	0	0
Signed as a free agent, April 12, 2014. Signed by Vegas Golden Knights as a free agent, July 1, 2019.												
Brown, Rob	90-92	RW-4/44	86	34	39	73	136	5	1	0	1	7
Acquired in a December 1990 trade from Pittsburgh Penguins for Scott Young. Traded to Chicago Blackhawks for Steve Konroyd, January 1992.												
Brownschidle, Jack	83-86	D-34	39	3	6	9	19	—	—	—	—	—
Acquired on waivers from St. Louis Blues, March 1984. Released, July 1986.												
Brownschidle, Jeff	81-83	D-33	7	0	1	1	2	—	—	—	—	—
Signed as free agent (Notre Dame), May 1981. Released, July 1984.												
Brubaker, Jeff	78-81	LW-22	58	5	4	9	114	3	0	0	0	12
Selected in WHA Amateur Draft (Peterborough, OHA), June 1978. Selected by Montreal Canadiens in NHL Waiver Draft, October 1981.												
Burke, Sean	92-98	G-1	281	0	12	12	85	—	—	—	—	—
Acquired from New Jersey Devils with Eric Weinrich for Bobby Holik and a second-round 1993 draft pick (Jay Pandolfo), August 1992. Traded to the Vancouver Canucks along with Geoff Sanderson and Enrico Ciccone in exchange for Kirk McLean and Martin Gelinas, January 3, 1998.												
Burt, Adam	88-99	D-6	626	36	106	142	875	4	0	0	0	0
Selected in the NHL Entry Draft (North Bay, OHL), June 1987. Traded to Philadelphia Flyers for Andrei Kovalenko, March 6, 1999.												
Busniuk, Ron	75-77	D-5	66	1	12	13	196	17	0	2	2	14
Claimed in dispersal draft of folded Minnesota Fighting Saints, March 1976. Traded with Brett Callighen to Edmonton Oilers for Mike Antonovich and Bill Butters, February 1977.												
Butters, Bill	76-78	D-22	71	2	21	23	134	5	0	1	1	15
Acquired with Mike Antonovich from Edmonton Oilers for Brett Callighen and Ron Busniuk, February 1977. Cleared WHA waivers and signed with Minnesota North Stars, February 1978.												
Byers, Mike	72-76	RW-21	187	61	54	115	20	25	10	11	21	20
Acquired from Los Angeles Sharks for Mike Hyndman, February 1973. Sold to Cincinnati Stingers, February 1976.												

C	YEARS	POS.-NO.	REGULAR SEASON					PLAYOFFS				
			GP	G	A	P	PIM	GP	G	A	P	PIM
Caffery, Terry	72-76	C-7	143	54	98	152	26	8	3	7	10	0
WHA rights acquired from Philadelphia Blazers for "future considerations," June 1972. Traded to Calgary Cowboys for an undisclosed draft choice and other considerations, October 1975.												
Callighen, Brett	76-77	C-22	33	6	10	16	41	—	—	—	—	—
Signed as a free agent (Kalamazoo, IHL), October 1976. Traded to Edmonton Oilers with Ron Busniuk for Mike Antonovich and Bill Butters, February 1977. Re-acquired from Edmonton Oilers for "future considerations," June 1977. Traded to Edmonton Oilers with Dave Dryden and two 1977 draft picks for Louis Levasseur, September 1977.												
Carleton, Wayne	74-76	C-9	107	47	60	107	56	6	2	5	7	14
Acquired from Toronto Toros for "future considerations" (Jim Dorey) and a second-round 1975 draft choice. Traded to Edmonton Oilers for Mike Rogers and "future considerations," January 1975.												
Carlson, Jack	76-79	LW-23	136	18	32	50	334	14	2	2	4	23
Acquired from Edmonton Oilers with Dave Dryden, Steve Carlson, Dave Keon and John McKenzie for Dan Arndt, "future considerations" (WHA rights to Dave Debol) and cash, January 1977. Traded to Minnesota North Stars for "future considerations," February 1979.												
Carlson, Steve	76-78	C/RW-26	69	10	16	26	51	18	2	7	9	11
Signed as a free agent after demise of the original Minnesota Fighting Saints, May 1976. Selected by Florida Breakers ("new" Minnesota Fighting Saints) in WHA Intra League Draft, May 1976. Acquired from Edmonton Oilers with Dave Dryden, Jack Carlson, Dave Keon and John McKenzie for "future considerations" (the rights to Dave Debol), cash and Dan Arndt, January 1977. Placed on waivers and claimed by Edmonton Oilers, May 1978.												
Carrick, Trevor	16-18	D-46	4	0	0	0	7	—	—	—	—	—
Selected in the NHL Entry Draft (Mississauga, OHL), June 23, 2012. Traded to San Jose Sharks in exchange for Kyle Wood, August 6, 2019.												
Carroll, Greg	77-78/79-80	C-11/31	119	22	33	55	51	—	—	—	—	—
Acquired with Bryan Maxwell from Cincinnati Stingers for WHA rights to Mike Liut and a second-round 1978 draft choice. Returned to Cincinnati Stingers for Ron Plumb, February 1978. Signed as a free agent after release by Detroit Red Wings, July 1979. Released, July 1990.												
Carson, Brett	08-11	D-27	72	2	10	12	20	—	—	—	—	—
Selected in the NHL Entry Draft (Calgary, WHL), June 2004. Claimed on waivers by the Calgary Flames, February 28, 2011.												
Carson, Jimmy	94-95	C-33	49	10	10	20	29	—	—	—	—	—
Signed as a free agent, July 1994. Released December 1995.												
Carson, Lindsay	87-88	LW-28	27	5	4	9	30	5	1	2	3	2
Acquired from Philadelphia Flyers for Paul Lawless, February 1988. Released, July 1989.												
Carter, Anson	07-07	RW-77	10	1	0	1	2	—	—	—	—	—
Acquired from the Columbus Blue Jackets in exchange for Carolina's fifth-round pick in 2008, February 23, 2007. Released, July 2007.												
Carter, Ryan	10-11	C-29	32	0	3	3	22	—	—	—	—	—
Acquired from the Anaheim Ducks in exchange for Stefan Chaput and Matt Kennedy, November 23, 2010. Traded to the Florida Panthers along with a 2011 fifth-round pick in exchange for Cory Stillman, February 22, 2011.												
Cassels, Andrew	91-97	C-21	438	97	254	351	220	7	2	4	6	6
Acquired from Montreal Canadiens for 1992 second-round pick (Valeri Bure), September 1991. Traded to Calgary along with Jean-Sebastien Giguere for Gary Roberts and Trevor Kidd, August 25, 1997.												
Chapman, Brian	90-92	D-42	3	0	0	0	29	—	—	—	—	—
Selected in NHL Entry Draft, June 1986. Released June 1993.												
Charlebois, Bob	73-75	LW-18	110	8	10	18	6	11	1	0	1	4
Acquired from Ottawa Civics for Brit Selby, June 1973. Retired, June 1976.												
Chase, Kelly	96-97	RW-15/27/39	111	3	10	13	493	—	—	—	—	—
Selected in 1995 NHL Waiver Draft. Traded to Toronto Maple Leafs for an eighth-round draft pick in 1998 (Jaroslav Svoboda), March 18, 1997.												
Chiasson, Steve	97-99	D-3	112	11	46	57	88	6	1	2	3	2
Acquired from Calgary Flames along with a third-round draft pick in 1997 (Francis Lessard) for Hnat Domenichelli, Glen Featherstone a second-round draft pick in 1997 (Dimitri Kokorev) and a third-round draft pick in 1998.												
Chibirev, Igor	93-94	C-32	37	4	11	15	2	—	—	—	—	—
Selected in NHL Entry Draft (Fort Wayne, IHL), June 1993. Released, June 1995.												
Churla, Shane	86-88	LW-22	22	0	1	1	92	2	0	0	0	42
Selected in NHL Entry Draft (Medicine Hat, WHL), June 1985. Traded to Calgary Flames with Dana Murzyn for Neil Sheehy, Carey Wilson and the rights to Lane MacDonald, January 1988.												
Ciccone, Enrico	97-98	D-39	14	0	3	3	83	—	—	—	—	—
Acquired from Chicago Blackhawks for Ryan Risadore and a 1998 fifth-round draft pick (Chicago traded pick to Toronto on Draft Day '98 - Toronto chose Morgan Warren), July 25, 1997. Traded to Vancouver Canucks along with Sean Burke and Geoff Sanderson for Kirk McLean and Martin Gelinas, January 3, 1998.												
Climie, Ron	74-77	L/RW-15	93	33	24	57	29	6	3	0	3	0
Acquired from Edmonton Oilers for Tim Sheehy, February 1975. Released, June 1977.												

ALL-TIME ROSTER

C	YEARS	POS.-NO.	REGULAR SEASON					PLAYOFFS				
			GP	G	A	P	PIM	GP	G	A	P	PIM
Coffey, Paul	96-97, 98-00	D-77	133	16	42	58	86	5	0	1	1	2
Acquired from Detroit Red Wings with Keith Primeau and a 1997 first-round draft pick (Nikos Tselios) for Brendan Shanahan and Brian Glynn on October 9, 1996. Traded to Philadelphia Flyers with 1997 third-round draft pick (Kris Mallette) for Kevin Haller, a 1997 first-round pick (pick traded to San Jose Sharks [Scott Hannan] for 28th pick [Brad Defauw] and San Jose's third choice in 1998) and a 1997 seventh-round draft pick (Andrew Merrick) on December 15, 1996. Acquired from Chicago Blackhawks for Nelson Emerson, December 29, 1998. Signed by Boston Bruins as a free agent, July 13, 2000.												
Cole, Erik	01-08/09-11	RW-26	557	168	195	363	494	43	6	8	14	52
Selected in NHL Entry Draft (Clarkson, ECAC), June 27, 1998. Traded to the Edmonton Oilers in exchange for Joni Pitkanen, July 1, 2008. Re-acquired from Edmonton along with a 2009 fifth-round draft pick in exchange for Patrick O'Sullivan and a 2009 second-round draft pick, March 4, 2009. Signed as a free agent with the Montreal Canadiens, July 1, 2011.												
Commodore, Mike	05-08	D-22	195	13	41	54	325	25	2	2	4	33
Acquired from Calgary for Atlanta's third-round draft pick (69th overall - Gord Baldwin) in the 2005 draft, July 29, 2005. Traded to Ottawa along with forward Cory Stillman in exchange for defenseman Joe Corvo and right wing Patrick Eaves, February 11, 2008.												
Conboy, Tim	08-10	D/RW-38	59	0	6	6	121	3	0	0	0	0
Signed as a free agent, July 21, 2006. Signed with Buffalo in July 2010.												
Cooley, Gaye	75-76	G-29	—	—	—	—	—	1	0	0	0	0
Signed as a free agent on emergency basis, April 1976. Released at conclusion of 1976 playoffs.												
Corriveau, Yvon	89-94	LW-20/11	114	22	15	37	90	11	4	2	6	18
Acquired from the Washington Capitals for Mike Liut, March 1990. Traded to Washington Capitals to complete Kypreos for Hunter deal, August 1992. Re-acquired from San Jose Sharks to complete Michel Picard trade (October 1992), January 1993.												
Corvo, Joe	08-10/10-11/13	D-77	260	42	86	128	68	18	2	5	7	4
Acquired from the Ottawa Senators along with right wing Patrick Eaves in exchange for defenseman Mike Commodore and forward Cory Stillman, February 11, 2008. Traded to the Washington Capitals in exchange for Brian Pothier, Oskar Osala and Washington's 2011 second-round pick, March 3, 2010. Signed as a free agent, July 7, 2010. Traded to the Boston Bruins in exchange for Boston's 2012 fourth-round draft pick, July 5, 2011. Signed as a free agent, July 1, 2012. Released, July 2013.												
Cote, Sylvain	84-91	D-21	380	31	61	92	147	22	1	6	7	10
Selected in NHL Entry Draft (Quebec, QMJHL), June 1984. Traded to Washington Capitals for 1992 second-round draft pick (Andrei Nikolishin), September 1991.												
Courteau, Yves	86-87	RW-36	4	0	0	0	0	—	—	—	—	—
Acquired from Calgary Flames for Mark Paterson, October 1986. Retired, June 1988.												
Craven, Murray	91-93	LW-12/32	128	49	72	121	58	7	3	3	6	6
Acquired with a fourth-round 1992 draft pick (Kevin Smyth) from Philadelphia Flyers for Kevin Dineen, November 1991. Traded with a 1993 fifth-round draft pick (Scott Walker) to Vancouver Canucks for Robert Kron, a 1993 third-round draft pick (Marek Malik) and "future considerations" (Jim Sandlak), March 1993.												
Crawford, Bob	83-86	RW-25	182	64	59	123	56	—	—	—	—	—
Claimed from St. Louis Blues in NHL Waiver Draft, October 1983. Traded to New York Rangers for Mike McEwen, March 1986.												
Crombeen, Mike	83-85	RW-18	102	5	11	16	41	—	—	—	—	—
Claimed from St. Louis Blues in NHL Waiver Draft, October 1983. Released, July 1985.												
Crossman, Doug	90-91	D-3	41	4	19	23	19	—	—	—	—	—
Acquired from the NY Islanders for Ray Ferraro and a 1992 fifth-round draft pick (Ryan Duthre), November 1990. Traded to Detroit for Doug Houda in February 1991.												
Crowley, Ted	93-94	D-33	21	1	2	3	10	—	—	—	—	—
Acquired from Toronto Maple Leafs in a trade for Mark Greig and a sixth-round 1995 draft pick (Doug Bonner), January 1994. Released, June 1994.												
Culhane, Jim	89-90	D-41	6	0	1	1	4	—	—	—	—	—
Selected in NHL Entry Draft (Western Michigan, CCHA), June 1984. Released, June 1990.												
Cullen, John	90-93	C-15/11	109	39	63	102	217	13	4	8	12	22
Acquired in a March 1991 trade with Zarley Zalapski and Jeff Parker from Pittsburgh Penguins for Ron Francis, Ulf Samuelsson and Grant Jennings. Traded to Toronto Maple Leafs for a second-round draft pick in 1993 (later traded to San Jose, Vlastimil Kroupa), November 1992.												
Cullen, Matt	05-06/07-10	C-8	266	72	109	181	118	43	7	17	24	26
Signed as a free agent, August 2004. Signed by the New York Rangers as a free agent, July 2006. Acquired from the New York Rangers in exchange for defenseman Andrew Hutchinson, center Joe Barnes and Carolina's third-round draft pick in 2008, July 17, 2007. Traded to Ottawa in exchange for defenseman Alexandre Picard and Ottawa's 2010 second-round pick, February 12, 2010.												
Cunniff, John	72-74	LW-17	63	10	10	20	30	18	2	2	4	2
Selected in WHA Player Selection Draft (Rochester, AHL), February 1972. Released, May 1974.												
Cunneyworth, Randy	89-94	LW-7	216	39	36	75	311	12	3	0	3	11
Acquired from Winnipeg Jets for Paul MacDermid, December 1989. Traded with Gary Suter and third-round 1995 draft pick (Kevin McKay) to Chicago Blackhawks for Frantisek Kucera and Jocelyn Lemieux, March 1994.												
Currie, Tony	83-85	RW-26	45	15	24	39	6	—	—	—	—	—
Signed as a free agent after release by Vancouver Canucks, January 1984. Traded to Edmonton Oilers for "future considerations," December 1984.												
Cyr, Paul	90-92	LW-18	87	12	16	28	126	6	1	0	1	10
Signed as a free agent, October 1990. Released, June 1993.												

D	YEARS	POS.-NO.	REGULAR SEASON					PLAYOFFS				
			GP	G	A	P	PIM	GP	G	A	P	PIM
D'Alessio, Corrie	92-93	G-35	1	0	0	0	0	—	—	—	—	—
Acquired from Vancouver Canucks with a 1993 fifth-round draft pick (later traded back to Vancouver in Murray Craven trade) for Kay Whitmore, October 1992. Released, June 1993.												
Dahlbeck, Klas	16-18	D-6	76	3	8	11	51	—	—	—	—	—
Acquired on waivers from Arizona Coyotes, Oct. 11, 2016. Signed as a free agent with CSKA Moscow (Russia), June 2018.												
Dalpe, Zac	10-13	F-22	41	5	5	10	4	—	—	—	—	—
Selected in NHL Entry Draft (Penticton, BCHL), June 21, 2008. Traded to Vancouver along with Jeremy Welsh in exchange for Kellan Tochkin, September 29, 2013.												
Danby, John (Jake)	72-76	C-12/24	150	16	25	41	16	19	1	1	2	0
Selected in WHA Player Selection Draft (Boston University), February 1972. Released, May 1974.												
Daniels, Jeff	95-97/99-03	LW-37/17/11/16	272	8	12	20	45	29	0	3	3	2
Signed as a free agent on July 18, 1995. Claimed by the Nashville Predators in Expansion Draft, June 26, 1998. Signed as a free agent on August 31, 1999. , Retired November 2003.												
Daniels, Scott	92-96	LW-48/17/15	66	3	6	9	328	—	—	—	—	—
Selected in NHL Entry Draft (Regina, WHL), June 1989. Signed as a free agent with Philadelphia Flyers, June 1996.												
Darling, Scott	17-18	G-33	51	0	0	0	2	—	—	—	—	—
Acquired from Chicago Blackhawks for a third-round 2017 draft pick (Evan Barrett). Traded to Florida, June 30, 2019.												
Day, Joe	91-93	LW-41/15	48	1	10	11	47	—	—	—	—	—
Selected in NHL Entry Draft, June 1987. Signed by New York Islanders as a free agent, August 1993.												
Debol, Dave	79-81	C-15	92	26	26	52	4	3	0	0	0	0
Selected in WHA Amateur Draft (Michigan, WCHA), May 1976. WHA rights traded to Edmonton Oilers to complete previous deal in which Hartford traded "future considerations," Dan Arndt and cash for Dave Keon, Jack Carlson, Steve Carlson, Dave Dryden and John McKenzie, June 1977. Claimed by Hartford in WHA Dispersal Draft (Cincinnati Stingers), June 1979. Released, June 1981.												

D	YEARS	POS.-NO.	REGULAR SEASON					PLAYOFFS				
			GP	G	A	P	PIM	GP	G	A	P	PIM
DeFauw, Brad	03	LW-39	9	3	0	3	2	—	—	—	—	—
Selected in NHL Entry Draft (North Dakota), June 20, 1997. Released, June 2004.												
de Haan, Calvin	18-19	D-44	74	1	13	14	20	12	1	0	1	2
Signed as a free agent, July 3, 2018. Traded to Chicago Blackhawks with Aleksi Saarela in exchange for Anton Forsberg and Gustav Forsling, June 24, 2019.												
DesRochers, Patrick	03	G-30	2	0	0	0	0	—	—	—	—	—
Acquired from the Phoenix Coyotes in exchange for Jean-Marc Pelletier, December 30, 2002. Released, June 2004.												
Diduck, Gerald	95-97	C-44/4	136	2	19	21	128	—	—	—	—	—
Signed as a free agent, August 1, 1995. Traded to Phoenix Coyotes for Chris Murray on March 18, 1997.												
Di Giuseppe, Phil	15-18	LW-34/7	147	14	27	41	58	—	—	—	—	—
Selected in NHL Entry Draft (Michigan, CCHA), June 23, 2012. Claimed on waivers by Nashville Predators, January 1, 2019.												
DiMaio, Rob	00-01	LW-19	74	6	18	24	54	6	0	0	0	4
Acquired from NY Rangers along with Darren Langdon for Sandy McCarthy and a fourth round pick in 2001, August 4, 2000. Signed as a free agent with the Dallas Stars, July 1, 2001.												
Dineen, Kevin	84-91/95-99	RW-29/11	708	250	294	544	1439	44	17	14	31	109
Selected in third-round (Denver University) of 1982 NHL Entry Draft. Traded to Philadelphia Flyers for Murray Craven and a fourth-round 1992 draft pick (Kevin Smyth), November 1991. Re-acquired from Philadelphia for a seventh-round draft pick in 1997, who was reacquired as part of the Paul Coffey trade (Andrew Merrick), December 28, 1995. Signed by the Ottawa Senators as a free agent on September 2, 1999.												
Dingman, Chris	01-02	LW-19	30	0	1	1	77	—	—	—	—	—
Acquired from Colorado Avalanche in exchange for a fifth round pick in 2001, June 24, 2001. Traded to Tampa Bay Lightning along with Shane Willis in exchange for Kevin Weekes, March 5, 2002.												
Domenichelli, Hnat	96-97	LW-17	13	2	1	3	7	—	—	—	—	—
Traded to Calgary Flames along with Glen Featherstone, a second-round 1997 draft pick (Dimitri Kokorev) and a third-round 1998 draft pick for Steve Chiasson and a third-round draft pick (Francis Lessard) in 1997.												
Dorey, Jim	72-75	D-10	183	18	113	131	272	21	3	22	25	67
WHA rights acquired from Ottawa Nationals, July 1972. Traded to Toronto Toros to complete earlier trade for Wayne Carleton, December 1974.												
Douglas, Jordy	78-82	LW-11	213	62	50	112	127	10	4	0	4	23
Selected in WHA Amateur Draft, June 1978. Selected by Toronto Maple Leafs in NHL Reclaim Draft, but remained with Hartford as a priority selection for the expansion draft, June 1979. Traded to Minnesota North Stars to complete earlier trade in which Mark Johnson and Kent Erik Andersson came to Hartford in exchange for a 1984 fifth-round draft choice and "future considerations" (Jordy Douglas), October 1982.												
Druken, Harold	02-03	C-15	14	0	1	1	2	—	—	—	—	—
Acquired along with Jan. Hlavac from the Vancouver Canucks in exchange for Marek Malik and Darren Langdon, November 1, 2002. Claimed on waivers by Toronto, December 11, 2002. Claimed on waivers from Toronto, January 17, 2003. Traded to the Toronto Maple Leafs for Allan Rourke, May 29, 2003.												
Drury, Ted	93-95	C-17/13	50	4	11	15	31	—	—	—	—	—
Acquired with Gary Suter and Paul Ranheim from Calgary Flames for Zarley Zalapski, James Patrick and Michael Nylander, March 1994. Claimed by Ottawa Senators from Hartford in Waiver Draft, October 1995.												
Dunn, Richie	83-85	D-4	76	6	24	30	32	—	—	—	—	—
Acquired from Calgary Flames with Joel Quenneville for Mickey Volcan, July 1983. Released, June 1985.												
Dupont, Norm	83-84	LW-15	40	7	15	22	12	—	—	—	—	—
Acquired from Winnipeg Jets for a 1984 fourth-round draft pick (Chris Mills), July 1983. Released, June 1984.												
Dvorak, Radek	13-14	RW-18	60	4	5	9	41	—	—	—	—	—
Signed as a free agent, Oct. 2, 2013. Released, July 2014.												
Dwyer, Patrick	08-15	RW-39	416	42	51	93	77	2	0	1	1	0
Signed as a free agent, July 7, 2006. Released, July 2015.												
Dykstra, Steve	89-90	D-4	9	0	0	0	2	—	—	—	—	—
Signed as a free agent, October 1989. Traded to Boston Bruins AHL affiliate, Maine Mariners, for Jeff Sirkka, February 1990.												
Dzingel, Ryan	19-20	LW-18	64	8	21	29	30	4	0	0	0	2
Signed as a free agent, July 12, 2019.												

E	YEARS	POS.-NO.	REGULAR SEASON					PLAYOFFS				
			GP	G	A	P	PIM	GP	G	A	P	PIM
Earl, Tom	72-77	RW-27	347	40	56	96	116	46	3	11	14	28
Selected in WHA Player Selection Draft (Kansas City Blues, CHL), February 1972. Rights traded to Cincinnati Stingers, June 1974. Re-acquired from Cincinnati, August 1974. Retired, April 1977.												
Eaves, Patrick	08-09	RW-44	85	7	12	19	35	18	1	2	3	13
Acquired from Ottawa along with defenseman Joe Corvo in exchange for defenseman Mike Commodore and left wing Cory Stillman, February 11, 2008. Traded to Boston along with a 2010 fourth-round pick in exchange for defenseman Aaron Ward, July 24, 2009.												
Edmundson, Joel	19-20	D-6	68	7	13	20	72	4	1	0	1	2
Acquired from St. Louis Blues along with forward Dominik Bokk and a seventh-round pick in the 2021 NHL Draft in exchange for Justin Faulk and a fifth-round pick in the 2020 NHL Draft, September 24, 2019. Traded to Montreal Canadiens in exchange for a fifth-round pick in the 2020 NHL Draft, September 12, 2020.												
Ellis, Dan	13	G-31	19	0	2	2	0	—	—	—	—	—
Signed as a free agent, Jan. 13, 2013. Released, July 2013.												
Emerson, Nelson	95-98	RW-16	263	67	95	162	198	—	—	—	—	—
Acquired from Winnipeg Jets for Darren Turcotte, October 6, 1995. Traded to Chicago Blackhawks in exchange for Paul Coffey, December 29, 1998.												
Evason, Dean	84-91	C-12	412	87	148	235	597	38	8	15	23	108
Acquired from Washington Capitals with Peter Sidorkiewicz for David A. Jensen, March 1985. Traded to San Jose Sharks for Dan Kecmer, October 1991.												

F	YEARS	POS.-NO.	REGULAR SEASON					PLAYOFFS				
			GP	G	A	P	PIM	GP	G	A	P	PIM
Fast, Brad	04	D-47	1	1	0	1	0	—	—	—	—	—
Selected in NHL Entry Draft (Prince George, BCJHL), June 26, 1999. Released, July 2005.												
Faulk, Justin	11-19	D-27/28	559	85	173	258	265	15	1	7	8	4
Selected in NHL Entry Draft (Minnesota-Duluth, WCHA), June 25, 2010. Traded to St. Louis Blues along with a fifth-round pick in the 2020 NHL Draft in exchange for Joel Edmundson, Dominik Bokk and a seventh-round pick in the 2021 NHL Draft, September 24, 2019.												
Featherstone, Glen	94-97	D-36	122	5	16	21	257	—	—	—	—	—
Acquired from the New York Rangers with Michael Stewart and a first-round draft choice in the 1995 NHL Entry Draft (Jean-Sebastien Giguere) and a fourth-round pick in the 1996 NHL Entry Draft (Steve Wasylo). Traded along with Hnat Domenichelli, a second-round draft pick, which was New Jersey's acquired in the Jocelyn Lemieux trade, in 1997 (Dimitri Kokorev), and a third-round draft pick (which was Vancouver's pick acquired in the Jeff Brown trade) in 1998 for Steve Chiasson and a third-round draft pick (Francis Lessard) in 1997.												
Fenton, Paul	84-86	LW-11/29	34	7	5	12	10	—	—	—	—	—
Signed as a free agent (Peoria Prancers, IHL), October 1983. Released, July 1986.												

ALL-TIME ROSTER

F	YEARS	POS.-NO.	REGULAR SEASON					PLAYOFFS				
			GP	G	A	P	PIM	GP	G	A	P	PIM
Ferland, Micheal	18-19	LW-79	71	17	23	40	58	7	0	1	1	18
Acquired from Calgary Flames with Dougie Hamilton and Adam Fox in exchange for Elias Lindholm and Noah Hanifin, June 23, 2018. Signed by the Vancouver Canucks as a free agent, July 10, 2019.												
Ferraro, Ray	84-90	C-26	442	157	194	351	435	33	7	11	18	24
Selected in NHL Entry Draft (Brandon, WHL), June 1982. Traded to the New York Islanders along with a 1992 fifth-round draft pick (Ryan Duthie) for Doug Crossman, February 1991.												
Fichaud, Eric	99-00	G-1	9	0	0	0	2	—	—	—	—	—
Acquired from the Nashville Predators for Carolina's 1999 fourth-round pick (Yevgeny Pavlov) and future considerations, June 26, 1999. Claimed off waivers by the Montreal Canadiens, February 11, 2000.												
Fidler, Mike	80-82	LW-31/24/18	40	9	10	19	4	—	—	—	—	—
Acquired from Minnesota North Stars for Gordie Roberts, December 1980. Released, December 1981.												
Fitzpatrick, Mark	00-00	G-30	3	0	0	0	0	—	—	—	—	—
Signed as a free agent, August 7, 1999.												
Fleury, Haydn	17-20	D-4	132	4	19	23	24	17	2	0	2	8
Selected in NHL Draft (Red Deer, WHL), June 27, 2014.												
Foegele, Warren	18-20	LW-37/13	147	25	23	48	54	23	6	4	10	8
Selected in NHL Draft (St. Andrew's College, OFSAA), June 28, 2014.												
Forsberg, Anton	20	G-31	3	0	0	0	0	—	—	—	—	—
Acquired from Chicago Blackhawks along with Gustav Forsling in exchange for Calvin de Haan and Aleksii Saarela, June 24, 2019.												
Fotiu, Nick	74-76/79-81	LW-23	226	19	15	34	424	23	5	2	7	90
Signed as a free agent from the Cape Cod Cubs (NAHL), June 1974. Signed with New York Rangers, June 1976. Selected by Hartford in NHL Expansion Draft, June 1979. Traded to New York Rangers for fifth-round 1981 draft pick (Bill Maguire), January 1981.												
Fountain, Mike	97-98	G-30	3	0	0	0	2	—	—	—	—	—
Signed as a free agent, August 14, 1997. Signed by Ottawa Senators as a free agent, July 31, 1999.												
Francis, Ron	81-91, 98-04	C-4/10/21	1,186	382	793	1,175	686	62	14	25	39	26
Selected in NHL Entry Draft (Sault St. Marie, OHL), June 1981. Traded to Pittsburgh Penguins along with Ulf Samuelsson and Grant Jennings for Zarley Zalapski, John Cullen and Jeff Parker, March 1991. Signed as a free agent, July 13, 1998. Traded to the Toronto Maple Leafs for a fourth-round pick in the 2005 NHL Entry Draft, March 9, 2004.												
French, John	72-75	C/LW-11	226	60	124	184	102	26	8	15	23	4
Signed as a free agent from California Golden Seals organization (Baltimore Clippers), February 1972. Traded to San Diego Mariners for second-round 1976 draft pick, October 1975.												
Fridgen, Dan	81-83	LW-32/15/34	13	2	3	5	2	—	—	—	—	—
Signed as free agent (Colgate, ECAC), April 1982. Released, June 1984.												
Frk, Martin	16	RW-91	2	0	0	0	0	—	—	—	—	—
Claimed on waivers from Detroit Red Wings, Oct. 9, 2016. Claimed on waivers by Detroit Red Wings, Nov. 1, 2016.												
Fusco, Mark	84-85	D-33	80	3	12	15	42	—	—	—	—	—
Signed as free agent, March 1984. Retired, October 1985.												
G	YEARS	POS.-NO.	REGULAR SEASON					PLAYOFFS				
			GP	G	A	P	PIM	GP	G	A	P	PIM
Galarneau, Michel	80-83	C-16/15/14	78	7	10	17	34	—	—	—	—	—
Selected as underage junior in NHL Entry Draft (Hull, QMJHL), June 1982. Released, June 1984.												
Gardiner, Jake	19-20	D-51	68	4	20	24	30	6	0	1	1	2
Signed as a free agent, September 6, 2019.												
Gardner, Bill	86-87	C-14	26	1	9	10	4	—	—	—	—	—
Acquired from Chicago Blackhawks for a third-round 1987 draft pick (Mike Dagenais), February 1986. Released, June 1987.												
Garrett, John	78-82	G-35	163	0	4	4	22	9	0	0	0	0
Acquired from Birmingham Bulls for "future considerations" September 1978. Traded to Quebec Nordiques for Michel Plasse and a 1983 fourth-round draft choice (Ron Chyzowski), December 1982.												
Gateman, John Martin	75-76	D-26	12	0	1	1	6	—	—	—	—	—
Signed as free agent (Providence Reds, AHL), September 1975. Released, June 1976.												
Gaume, Dallas	88-89	C-37	4	1	1	2	0	—	—	—	—	—
Signed as a free agent (Denver, WCHA), July 1986. Released, June 1990.												
Gauthier, Julien	19	RW-44	5	0	1	1	6	—	—	—	—	—
Selected in NHL Draft (Saint John, QMJHL), June 24, 2016. Traded to New York Rangers in exchange for Joey Keane, February 18, 2020.												
Gavin, Stewart	85-88	RW-7	211	57	61	118	138	22	8	7	15	27
Acquired from Toronto Maple Leafs for Chris Kotsopoulos, October 1985. Claimed by Minnesota North Stars in 1988 NHL Waiver Draft.												
Geekie, Morgan	20	C-43	2	3	1	4	2	8	0	1	1	0
Selected in NHL Draft (Tri City, WHL), June 24, 2017.												
Gelinas, Martin	97-02	LW-23	348	75	90	165	226	35	3	8	11	18
Acquired from Vancouver Canucks along with Kirk McLean for Sean Burke, Geoff Sanderson, and Enrico Ciccone, January 3, 1998. Signed by Calgary Flames as free agent, July 2, 2002.												
Gerbe, Nathan	13-16	LW-14	206	29	37	66	84	—	—	—	—	—
Signed as a free agent, July 26, 2013. Released, July 2016.												
Gerber, Martin	05-06	G-29	60	0	2	2	4	6	0	0	0	4
Acquired from the Mighty Ducks of Anaheim for Tomas Malec and a 2004 third-round draft pick (Kyle Klubertanz), June 18, 2004. Signed by the Ottawa Senators as a free agent, July 2006.												
Gibbons, Brian	19	LW-29	15	0	0	0	4	—	—	—	—	—
Signed as a free agent, July 4, 2019. Released, October 2020.												
Giguere, Jean-Sebastien	96-97	G-47	8	0	0	0	0	—	—	—	—	—
Selected in 1996 NHL Entry Draft (Halifax, QMJHL) in first round (13th overall). Traded to Calgary Flames along with Andrew Cassels for Gary Roberts and Trevor Kidd, August 25, 1997.												
Gilhen, Randy	82-83	RW-34	2	0	1	1	0	—	—	—	—	—
Selected in NHL Entry Draft (Winnipeg, WHL), June 1982. Released, June 1985.												
Gillen, Don	81-82	RW-18	34	1	4	5	22	—	—	—	—	—
Acquired from Philadelphia Flyers with Blake Wesley, Rick MacLeish and first-, second- and third-round 1982 draft picks (Paul Lawless, Mark Paterson, Kevin Dineen) for Ray Allison, Fred Arthur and Hartford's first - and third-round picks in the 1982 draft (Ron Sutter, Miroslav Dvorak), July 1981. Released, July 1984.												
Gillis, Paul	91-93	C-44/23	33	1	3	4	88	5	0	1	1	0
Acquired from Chicago Blackhawks for "future considerations," January 1992. Retired, June 1993 to become assistant coach.												
Giroux, Larry	79-80	D-32	47	2	5	7	44	3	0	0	0	2
Signed as free agent after release by St. Louis Blues, December 1979. Released, September 1980.												

G	YEARS	POS.-NO.	REGULAR SEASON					PLAYOFFS				
			GP	G	A	P	PIM	GP	G	A	P	PIM
Gleason, Tim	06-13, 14-15	D-6/8/42	546	14	93	107	537	18	1	4	5	32
Acquired from the Los Angeles Kings along with Eric Belanger in exchange for defenseman Oleg Tverdokvsky and the rights to defenseman Jack Johnson, September 29, 2006. Traded to the Toronto Maple Leafs in exchange for defenseman John-Michael Liles and the rights to defenseman Dennis Robertson, Jan. 1, 2014. Signed as a free agent, July 3, 2014. Traded to the Washington Capitals in exchange for defenseman Jack Hillen and Arizona's fourth-round pick in the 2015 NHL Draft (93rd overall - Callum Booth), Feb. 28, 2015.												
Glynn, Brian	94-97	D-3/7	98	2	10	12	78	—	—	—	—	—
Selected in 1994-95 NHL Waiver Draft from Vancouver Canucks. Traded with Brendan Shanahan to Detroit Red Wings for Keith Primeau, Paul Coffey and a 1997 first-round draft pick (Nikos Tselios) on October 9, 1996.												
Godynuk, Alexander	93-97	D-5	115	4	15	19	91	—	—	—	—	—
Acquired from Florida Panthers in trade for Jim McKenzie, December 1993. Traded along with a 1998 sixth-round draft pick to St. Louis Blues for Steve Leach, June 27, 1997.												
Goertzen, Steven	10	RW-23	6	0	0	0	5	—	—	—	—	—
Signed as a free agent, July 8, 2009. Released, July 2010.												
Gosselin, Mario	92-94	G-31	23	0	1	1	2	—	—	—	—	—
Signed as a free agent, September 1991. Retired, September 1994.												
Gove, David	06-06	C-34	2	0	1	1	0	—	—	—	—	—
Signed as a free agent, August 4, 2005. Traded to Pittsburgh in exchange for Joe Jensen, January 31, 2008.												
Govedaris, Chris	89-93	LW-14	33	2	4	6	10	—	—	—	—	—
Selected in NHL Entry Draft (Toronto, OHL), June 1988. Released, June 1993.												
Gagnani, Marc-Andre	13	D-5	1	0	0	0	0	2	0	0	0	0
Signed as a free agent, July 11, 2012. Released, July 2013.												
Grahame, John	06-08	G-47	45	0	4	4	6	—	—	—	—	—
Signed as a free agent, July 1, 2006. Signed as a free agent with Avangard Omsk (Russia), summer 2008.												
Green, Ted	72-75	D-6	210	29	70	99	118	22	1	6	10	29
Rights acquired from Winnipeg Jets, May 1972. Traded to Winnipeg, May 1975, for "future considerations."												
Greig, Mark	90-94	RW-8/17	74	5	17	22	64	—	—	—	—	—
Selected in NHL Entry Draft, June 1990 (Lethbridge, WHL). Traded with a sixth-round 1995 draft pick (Doug Bonner) to Toronto Maple Leafs for Ted Crowley, January 1994.												
Grimson, Stu	97-98	LW-32	157	5	6	11	422	—	—	—	—	—
Acquired off waivers from Detroit Red Wings on October 12, 1996. Traded to Mighty Ducks of Anaheim along with Kevin Haller in exchange for David Karpis and a fourth-round pick in 2000, August 11, 1998.												

H	YEARS	POS.-NO.	REGULAR SEASON					PLAYOFFS				
			GP	G	A	P	PIM	GP	G	A	P	PIM
Hainsey, Ron	13-17	D-65	300	15	43	58	115	—	—	—	—	—
Signed as a free agent, Sept. 12, 2013. Traded to Pittsburgh Penguins in exchange for Danny Kristo and a second-round pick in the 2017 NHL Draft (Jake Leschyshyn), Feb. 23, 2017.												
Halko, Steve	97-01, 02-03	D-14/28	155	0	15	15	71	4	0	0	0	2
Selected in 10th round of 1992 NHL Entry Draft. Traded to St. Louis Blues along with a fourth-round pick in the 2002 NHL Entry Draft in exchange for Sean Hill, December 5, 2001. Signed as a free agent, August 5, 2002. Retired, July 2003.												
Hall, Adam	13	RW-18	6	0	0	0	0	—	—	—	—	—
Claimed on waivers from Tampa Bay, March 16, 2013. Traded to Tampa Bay along with a 2013 seventh-round pick (186th overall - Joel Vermin) in exchange for defenseman Marc-Andre Bergeron.												
Haller, Kevin	96-98	D-14/5	100	5	11	16	142	—	—	—	—	—
Acquired along with a 1997 first-round draft pick (pick traded to San Jose for the 28th overall pick [Brad Defauw] and San Jose's third choice in 1998) and 1997 seventh-round draft pick (a reacquired Hartford pick [Andrew Merrick]) from Philadelphia Flyers for Paul Coffey on December 15, 1996. Traded to Mighty Ducks of Anaheim along with Stu Grimson in exchange for David Karpis and a fourth-round pick in 2000, August 11, 1998.												
Hamilton, Dougie	18-20	D-19	129	32	47	79	86	20	4	5	9	14
Acquired from Calgary Flames with Dougie Hamilton and Adam Fox in exchange for Elias Lindholm and Noah Hanifin, June 23, 2018.												
Hamilton, Jeff	07-08	C-51	58	9	15	24	10	—	—	—	—	—
Signed as a free agent (Chicago), July 1, 2007. Released (buyout), June 25, 2008.												
Hangsleben, Alan	74-80	D/LW-17/10	371	39	89	128	506	47	4	12	16	97
Selected in the WHA Amateur Draft (North Dakota, WCHA), May 1974. Traded to Washington Capitals for Tom Rowe, January 1980.												
Hanifin, Noah	15-18	D-5	239	18	65	83	69	—	—	—	—	—
Selected in the NHL Draft (Boston College, H-East), June 26, 2015. Traded to Calgary Flames with Elias Lindholm for Dougie Hamilton, Micheal Ferland and Adam Fox, June 23, 2018.												
Hanson, Dave	76-77	D-24	1	0	0	0	9	1	0	0	0	0
Signed as free agent (Johnstown, NAHL), March 1977. Released, June 1977.												
Harkins, Todd	93-94	RW-15	28	1	0	1	49	—	—	—	—	—
Acquired from Calgary Flames for Scott Morrow, January 1994. Released, June 1994.												
Harris, Hugh	73-74	LW-16	75	24	28	52	78	7	0	4	4	11
Signed after leaving the Buffalo Sabres, July 1973. Sold to Phoenix Roadrunners, August 1974.												
Harrison, Jay	09-14	D-44	317	21	47	68	319	—	—	—	—	—
Signed as a free agent, July 9, 2009. Traded to Winnipeg in exchange for Ottawa's 2015 sixth-round pick (169th overall - David Cotton), Dec. 18, 2014.												
Hatcher, Kevin	00-01	D-4	57	4	14	18	38	6	0	0	0	6
Signed as a free agent, July 31, 2000. Retired, summer 2001.												
Haula, Erik	19-20	C-56	41	12	10	22	20	—	—	—	—	—
Acquired from Vegas Golden Knights in exchange for Nicolas Roy and a conditional fifth-round pick in the 2021 NHL Draft, June 27, 2019. Traded to Florida along with Lucas Wallmark, Eetu Luostarinen and Chase Priskie in exchange for Vincent Trocheck, February 24, 2020.												
Hedican, Bret	02-08	D-6	369	19	82	101	313	48	3	13	16	62
Acquired from the Florida Panthers along with Kevyn Adams and Tomas Malec in exchange for Sandis Ozolinsh and Byron Ritchie, January 16, 2002. Contract expired July 1, 2008. Signed as a free agent with Anaheim, October 23, 2008.												
Heerema, Jeff	03	RW-42	10	3	0	3	2	—	—	—	—	—
Selected in the NHL Entry Draft (Sarnia), June 27, 1998. Claimed off of waivers by the New York Rangers, September 30, 2003.												
Helminen, Dwight	08-09	C-63	23	1	1	2	0	1	0	0	0	0
Signed as a free agent, July 3, 2008. Released, July 2009.												
Henderson, Archie	82-83	RW-29	15	2	1	3	64	—	—	—	—	—
Signed as a free agent after release by Washington Capitals, September 1982. Released, March 1983.												
Hess, Bob	83-84	D-40	3	0	0	0	0	—	—	—	—	—
Signed as a free agent (Swiss Elite League), December 1984. Released, July 1984.												

ALL-TIME ROSTER

H	YEARS	POS.-NO.	REGULAR SEASON					PLAYOFFS				
			GP	G	A	P	PIM	GP	G	A	P	PIM
Hill, Brian	79-80	RW-27	19	1	1	2	4	—	—	—	—	—
Selected in NHL Expansion Draft from Atlanta Flames, June 1979. Released, June 1980.												
Hill, Sean	97-00/01-04	D-22	369	38	119	157	441	23	4	4	8	20
Acquired from Ottawa Senators for Chris Murray, November 18, 1997. Signed by the St. Louis Blues as a free agent, July 2, 2000. Acquired from St. Louis in exchange for Steve Halko and a fourth round pick in the 2002 Entry Draft, December 5, 2001. Signed by Florida Panthers as a free agent, July 2004.												
Hillen, Jack	15	D-38	3	0	0	0	0	—	—	—	—	—
Acquired from the Washington Capitals along with Arizona's fourth-round pick in the 2015 draft (93rd overall - Callum Booth) in exchange for Tim Gleason, Feb. 28, 2015. Released, July 2015.												
Hlavac, Jan	02-03	LW-20	52	9	15	24	22	—	—	—	—	—
Acquired along with Harold Druken from Vancouver Canucks in exchange for Marek Malik and Darren Langdon, November 1, 2002. Signed with NY Rangers as a free agent, August 2003.												
Hodgson, Rick	79-80	D-32/33	6	0	0	0	6	1	0	0	0	0
Selected in NHL Expansion Draft from Atlanta Flames, June 1979. Released, June 1980.												
Hoffman, Mike	82-83/84-86	LW-40/22/20	9	1	3	4	2	—	—	—	—	—
Selected in NHL Entry Draft (Branford, OHL), June 1981. Released, June 1987.												
Hoganson, Paul	75-76	G-29	4	0	0	0	0	—	—	—	—	—
Signed as a free agent from disbanded Baltimore Blades, August 1975. Released, December 1975.												
Holden, Josh	01-01	C-21	8	0	0	0	2	—	—	—	—	—
Selected in the waiver draft from the Vancouver Canucks, September 28, 2001. Claimed off waivers by Vancouver, October 25, 2001.												
Holik, Bobby	90-92	LW-24	154	42	46	88	157	13	0	1	1	13
Selected in NHL Entry Draft, June 1989 (Dukla Jihlava, Czech.). Traded with a second-round 1993 draft pick (Jay Pandolfo) to New Jersey Devils for Sean Burke and Eric Weinrich, August 1992.												
Holland, Ken	80-81	G-30	1	0	0	0	0	—	—	—	—	—
Signed as a free agent (Binghamton, AHL), September 1979. Released, June 1983.												
Hospodar, Ed	82-84	D/RW-23	131	1	18	19	362	—	—	—	—	—
Acquired from New York Rangers for Kent Erik Anderson, October 1982. Released, July 1984.												
Houda, Doug	90-94	D-27	142	6	14	20	356	12	0	2	2	21
Acquired in a trade from Detroit Red Wings for Doug Crossman, February 1991. Traded to Los Angeles Kings for Marc Potvin, November 1993.												
Howatt, Garry	81-82	LW-15/8	80	18	32	50	242	—	—	—	—	—
Acquired from New York Islanders for a 1983 fifth-round pick (Bob Caulfield), October 1981. Traded to New Jersey Devils with Rick Meagher for Merlin Malinowski and the NHL rights to Scott Fusco, October 1982.												
Howe, Gordie	77-80	C/RW-9	214	68	112	180	178	27	9	7	16	21
Signed as a free agent (Houston Aeros), June 1977. Retired, June 1980.												
Howe, Mark	77-82	LW/D-5	360	123	273	396	158	23	13	11	24	26
Signed as a free agent (Houston Aeros), June 1977. Selected by Boston Bruins in NHL Reclaim Draft but retained by Hartford as a priority selection for expansion draft. Traded to Philadelphia Flyers for Ken Linseman, Greg Adams and a first-round 1983 draft choice (David A. Jensen), August 1982.												
Howe, Marty	77-82/83-85	D/LW-18/27	260	20	43	63	167	26	2	3	5	21
Signed as a free agent (Houston Aeros), June 1977. Conditionally traded to Boston Bruins for "future considerations," September 1982. Returned to Hartford from Boston to complete earlier transaction. Retired, September 1985.												
Hughes, Pat	86-87	RW-24	2	0	0	0	2	3	0	0	0	0
Acquired from St. Louis Blues for a 10th-round draft choice (Andy Cesarski), March 1987. Released, July 1987.												
Hull, Bobby	79-80	LW-16	9	2	5	7	0	3	0	0	0	0
Acquired from Winnipeg Jets for "future considerations," February 1980. Retired after reaching contract impasse with Hartford, September 1980.												
Hull, Jody	88-89	RW-8	92	23	28	51	31	6	0	1	1	4
Selected in the NHL Entry Draft (Peterborough, OHL), June 1987. Traded to New York Rangers for Carey Wilson, July 1990.												
Hunter, Mark	90-92	R-26	74	14	13	27	199	10	5	1	6	23
Acquired in March 1991 trade from Calgary for Carey Wilson. Traded with "future considerations" (Yvon Corriveau) to Washington for Nick Kypreos, June 1992.												
Hurley, Paul	72-76	D-5	251	9	66	75	135	21	0	8	8	18
Chosen in WHA Player Selection Draft (Boston), February 1972. Traded to Edmonton with "future considerations" for Kerry Ketter and Steve Carlyle, February 1976.												
Hutchinson, Andrew	05-07	D-28/24	77	6	19	25	48	—	—	—	—	—
Acquired from Nashville for Phoenix's third-round selection (78th overall - Teemu Laaksa) in 2005, June 29, 2005. Traded to the New York Rangers along with center Joe Barnes and a third-round draft pick in 2008 for Matt Cullen, July 17, 2007.												
Hyndman, Mike	72-73	RW-21	59	4	14	18	21	—	—	—	—	—
Chosen in WHA Player Selection Draft (California), February 1972. Traded to Los Angeles Sharks for Mike Byers, February 1973.												
Hynes, Dave	76-77	LW-11	22	5	4	9	4	—	—	—	—	—
Signed as a free agent after release by Boston Bruins, August 1976. Released, June 1977.												

I	YEARS	POS.-NO.	REGULAR SEASON					PLAYOFFS				
			GP	G	A	P	PIM	GP	G	A	P	PIM
Inkpen, Dave	78-79	D-26	41	0	7	7	15	5	0	1	1	4
Purchased from Indianapolis Racers, December 1978. Released, July 1980.												
Irbe, Arturs	98-04	G-1	309	0	4	4	46	30	0	0	0	4
Signed as a free agent, September 10, 1998. Traded to the Columbus Blue Jackets for future considerations, June 2004.												

J	YEARS	POS.-NO.	REGULAR SEASON					PLAYOFFS				
			GP	G	A	P	PIM	GP	G	A	P	PIM
Jablonski, Pat	97-98	G-35/39	5	0	0	0	—	—	—	—	—	—
Signed as free agent, August 11, 1997. Released, July 1998.												
Janssens, Mark	92-97	C-22	341	20	43	63	712	—	—	—	—	—
Acquired from Minnesota North Stars for James Black, September 1992. Traded to Mighty Ducks of Anaheim for Bates Battaglia and a fourth-round draft pick in 1998 (Josef Vasicek).												
Jarvis, Doug	85-88	C-27	139	17	29	46	40	16	0	3	3	8
Acquired from Washington Capitals for Jorgen Pettersson, December 1985. Named assistant coach/player for Binghamton (AHL), December 1987. Contract bought out, May 1988.												
Jennings, Grant	88-91	D-25	163	7	20	27	412	11	1	0	1	34
Acquired from Washington Capitals with Ed Kastelic for Neil Sheehy and Mike Millar, July 1988. Traded to Pittsburgh Penguins along with Ron Francis and Ulf Samuelsson for John Cullen, Zarek Zalapski and Jeff Parker, March 1991.												
Jensen, David A.	84-85	LW-7	13	0	4	4	6	—	—	—	—	—
Selected in NHL Entry Draft (Lawrence Academy, Mass. H.S.), June 1983. Traded to Washington for Dean Evason and Peter Sidorkiewicz, March 1985.												

J	YEARS	POS.-NO.	REGULAR SEASON					PLAYOFFS				
			GP	G	A	P	PIM	GP	G	A	P	PIM
Jensen, Joe	08	C-34	6	1	0	1	2	—	—	—	—	—
Acquired from Pittsburgh in exchange for forward David Gove, January 31, 2008. Released, July 2009.												
Johnson, Mark	82-85	C/LW-12	201	85	118	203	76	—	—	—	—	—
Acquired from the Minnesota North Stars with Kent Erik Andersson for a 1984 fifth-round draft choice (Jim Poner) and "future considerations" (Jordy Douglas), in October 1984. Traded to St. Louis Blues with Greg Millen for Mike Liut and "future considerations" (Jorgen Pettersson), in February 1985.												
Johnston, Bernie	79-81	C/LW-24	57	12	24	36	16	3	0	1	1	0
Selected in NHL Expansion Draft (Philadelphia), June 1979. Released, September 1981.												
Jokinen, Jussi	09-13	C/LW-36	288	68	117	185	144	18	7	4	11	2
Acquired from Tampa Bay in exchange for Wade Brookbank, Josef Melichar and a 2009 fourth-round pick, February 7, 2009. Traded to Pittsburgh in exchange for a conditional 2013 sixth- or seventh-round draft pick (conditions not met), April 3, 2013.												
Jooris, Josh	17-18	RW-19	31	3	3	6	16	—	—	—	—	—
Signed as a free agent (Arizona Coyotes), July 1, 2017. Traded to Pittsburgh Penguins in exchange for Greg McKegg, February 26, 2018.												
Jordan, Michal	13-16	D-47	79	3	4	7	18	—	—	—	—	—
Selected in the NHL Entry Draft (Plymouth, OHL), June 21, 2008. Released, July 2016.												
Jordan, Ric	72-74	D-20/23	34	0	3	3	14	7	0	0	0	0
Chosen in WHA Player Selection Draft (Boston University), May 1972. Traded to Quebec Nordiques for Guy Dufour, May 1974.												
Joslin, Derek	11-12	D-27/33	61	3	6	9	37	—	—	—	—	—
Acquired from the San Jose Sharks in exchange for future considerations, February 18, 2011. Released, July 2012.												

K	YEARS	POS.-NO.	REGULAR SEASON					PLAYOFFS				
			GP	G	A	P	PIM	GP	G	A	P	PIM
Kaberle, Frantisek	05-09	D-5	214	9	73	82	104	32	4	10	14	10
Signed as a free agent by Carolina, July 15, 2004. Bought out of remaining year of his contract, July 28, 2009.												
Kaberle, Tomas	11	D-51	29	0	9	9	2	—	—	—	—	—
Signed as a free agent by Carolina, July 5, 2011. Traded to Montreal Canadiens for Jaroslav Spacek, December 9, 2011.												
Kapanen, Sami	95-03	LW-24	520	145	203	348	105	34	4	12	16	6
Selected in fourth-round of 1995 NHL Entry Draft (87th overall). Traded along with Ryan Bast to the Philadelphia Flyers in exchange for Pavel Brendl and Bruno St. Jacques, February 7, 2003.												
Karlander, Al	73-75	C/LW-14	125	27	55	82	48	12	1	6	7	2
Signed as a free agent (Detroit), June 1973. Selected by Indianapolis Racers in WHA Expansion Draft, June 1975.												
Karpa, Dave	98-01	D-33	140	5	12	17	266	8	0	0	0	19
Acquired from Mighty Ducks of Anaheim along with Anaheim's fourth-round pick in the 2000 NHL Entry Draft for Stu Grimson and Kevin Haller, August 11, 1998. Signed as a free agent with the New York Rangers, July 1, 2001.												
Kastelic, Ed	88-92	RW/LW-22	147	9	9	18	505	2	0	0	0	0
Acquired from Washington Capitals with Grant Jennings for Neil Sheehy and Mike Millar, July 1988. Signed by Los Angeles Kings as a free agent, August 1992.												
Keczmer, Dan	91-94	D-4/37	36	4	5	9	40	—	—	—	—	—
Acquired from San Jose Sharks for Dean Evason, October 1991. Traded to Calgary Flames for Jeff Reese, November 1993.												
Keeler, Mike	73-74	D-20	1	0	0	0	0	1	0	0	0	0
Signed as a free agent (Jacksonville Barons, EHL), October 1973. Released, October 1974.												
Kemp, Kevin	80-81	D-24	3	0	0	0	0	4	—	—	—	—
Selected from Toronto Maple Leafs in the NHL Expansion Draft, June 1979. Released, June 1981.												
Keon, Dave	76-82	C-14	384	91	203	294	74	32	11	22	33	6
Acquired from Edmonton Oilers with Steve Carlson, Jack Carlson, Dave Dryden and John McKenzie for Danny Arndt, cash and "future considerations" (the rights to Dave Debol), February 1977. Retired, July 1982.												
Kerr, Tim	92-93	RW-12	22	0	6	6	7	—	—	—	—	—
Acquired from New York Rangers for a seventh-round draft pick (Sergei Kondrashkin) in 1993 draft, July 1992. Retired as a player and named assistant coach for Springfield Indians, January 1993.												
Khudobin, Anton	13-15	G-31	70	0	0	0	0	—	—	—	—	—
Signed as a free agent, July 5, 2013. Traded to Anaheim in exchange for defenseman James Wisniewski, June 27, 2015.												
Kidd, Trevor	97-99	G-37	72	0	0	0	2	—	—	—	—	—
Acquired from Calgary Flames along with Gary Roberts for Andrew Cassels and Jean-Sebastien Giguere on August 25, 1997. Selected by Atlanta Thrashers in 1999 NHL Expansion Draft, June 25, 1999.												
King, Derek	96-97	LW-27	12	3	3	6	2	—	—	—	—	—
Acquired for a fifth-round 1997 draft pick (Adam Eclinger) from the NY Islanders on March 18, 1997. Signed as a free agent with Toronto in August 1997.												
Kleinendorst, Scot	84-88	D-35/18	186	9	30	39	347	17	2	5	7	38
Acquired from New York Rangers for Blaine Stoughton, February 1984. Traded to Washington Capitals for Jim Thomson, March 1989.												
Koehler, Greg	00-01	C-36	1	0	0	0	0	—	—	—	—	—
Signed as a free agent, March 31, 1998. Traded to the Philadelphia Flyers, February 2002.												
Komisarek, Mike	13-14	D-5	32	0	4	4	14	—	—	—	—	—
Signed as a free agent, July 5, 2013. Released, July 2014.												
Konroyd, Steve	91-93	D-5	92	5	21	26	95	7	0	1	1	2
Acquired from Chicago Blackhawks for Rob Brown, January 1992. Traded to Detroit Red Wings for a 1993 sixth-round draft pick (pick traded back to Detroit in June 1993 for Brad McCrimmon), March 1993.												
Kotsopoulos, Chris	81-85	D-24	241	29	60	89	443	—	—	—	—	—
Acquired from New York Rangers with Gerry McDonald and Doug Sullivan for Mike Rogers, and a 10th-round 1982 draft pick (Simo Saarinen), October 1981. Traded to Toronto Maple Leafs for Stewart Gavin, September 1985.												
Kostopoulos, Tom	09-10	RW-29	99	9	16	25	136	—	—	—	—	—
Signed as a free agent, July 14, 2009. Traded to the Calgary Flames along with Anton Babchuk in exchange for Brett Sutter and Ian White, November 17, 2010.												
Kovalenko, Andrei	98-00	RW-51	94	21	30	51	38	4	0	2	2	2
Acquired from Philadelphia Flyers in exchange for Adam Burt, March 6, 1999. Signed by the Boston Bruins as a free agent, July 25, 2000.												
Kron, Robert	92-00	RW/C-38/18	509	108	139	247	68	5	2	0	2	0
Acquired from Vancouver Canucks for a third-round 1993 draft pick (Marek Malik) and "future considerations" (Jim Sandlak) for Murray Craven and a fifth-round 1993 draft pick (Scott Walker), March 1993. Selected by Columbus Blue Jackets in 2000 expansion draft, June 23, 2000.												
Kruger, Marcus	17-18	C-16	48	1	5	6	28	—	—	—	—	—
Acquired from Vegas Golden Knights for a fifth-round 2018 draft pick (Brandon Kruse), July 4, 2017. Traded to Arizona Coyotes with a third-round 2018 draft pick (Ty Emberson) in exchange for Jordan Martinook and a fourth-round 2018 draft pick (Luke Henman).												
Krygier, Todd	89-91	LW-17	130	31	29	60	147	13	2	3	5	2
Selected in NHL Supplemental Draft (Connecticut, ECAC II), June 1988. Traded to Washington Capitals for "future considerations" (fourth-round 1993 draft pick - pick later traded to Calgary, who selected Jason Smith) October 1991.												

ALL-TIME ROSTER

K	YEARS	POS.-NO.	REGULAR SEASON					PLAYOFFS				
			GP	G	A	P	PIM	GP	G	A	P	PIM
Kucera, Frantisek	93-95	D-4	84	6	26	33	54	—	—	—	—	—
Acquired with Jocelyn Lemieux from Chicago Blackhawks for Gary Suter, Randy Cunneyworth and a third-round 1995 draft pick (Kevin McKay), March 1994. Traded with Jim Dowd to Vancouver Canucks for Jeff Brown and Vancouver's third-round draft pick in 1998, December 20, 1995.												
Kuokkanen, Janne	17-18	C-59	11	0	0	0	4	—	—	—	—	—
Selected in the NHL Entry Draft (Karpat, Finland), June 25, 2016. Traded to New Jersey along with Fredrick Claesson and a conditional fourth-round pick in the 2020 NHL Draft in exchange for Sami Vatanen, February 24, 2020.												
Kurka, Tomas	03-04	LW-37	17	3	2	5	2	—	—	—	—	—
Selected in the NHL Entry Draft (Plymouth, OHL), June 24, 2000. Released, June 2004.												
Kuznik, Greg	00-01	D-53	1	0	0	0	0	—	—	—	—	—
Selected in the NHL Entry Draft (Seattle, WHL), June 22, 1996. Released, July 2001.												
Kypreos, Nick	92-94	LW-20	85	17	10	27	362	—	—	—	—	—
Acquired from Washington Capitals for Mark Hunter and Yvon Corrivau, August 1992. Traded with Steve Larmer, Barry Richter and a 1994 sixth-round draft pick (Yuri Litvinov) to New York Rangers for James Patrick and Darren Turcotte, November 1993.												
L	YEARS	POS.-NO.	REGULAR SEASON					PLAYOFFS				
			GP	G	A	P	PIM	GP	G	A	P	PIM
Lack, Eddie	15-17	G-31	54	0	2	2	0	—	—	—	—	—
Acquired from Vancouver Canucks on June 27, 2015, in exchange for Carolina's 2015 third-round pick (Guillaume Brisebois) and Carolina's 2016 seventh-round pick (Brett McKenzie). Traded to Calgary Flames with Ryan Murphy and a seventh-round pick in the 2019 NHL Draft in exchange for Keegan Kanzig and a sixth-round pick in the 2019 NHL Draft, June 29, 2017.												
LaCouture, Dan	08	LW-20	11	2	0	2	10	—	—	—	—	—
Signed as a free agent, October 6, 2008. Signed with Astana of the KHL and subsequently suspended by the Hurricanes, December 29, 2009.												
Lacroix, Andre	78-80	C-4	107	35	70	105	36	10	4	4	8	0
Rights acquired from Winnipeg Jets for "future considerations," August 1978. Retired, December 1979.												
Lacroix, Pierre	82-83	D-5	56	6	25	31	18	—	—	—	—	—
Acquired from Quebec Nordiques for Blake Wesley, December 1982. Retired due to injuries sustained in automobile accident, August 1983.												
Ladd, Andrew	05-08	LW-16	137	26	24	50	81	17	2	3	5	4
Selected in the NHL Entry Draft (Calgary, WHL), June 26, 2004. Traded to Chicago in exchange for Tuomo Ruutu, February 26, 2008.												
Ladouceur, Randy	86-93	D-29	377	10	38	48	622	32	3	8	11	43
Acquired from Detroit Red Wings for Dave Barr, January 1987. Selected by Mighty Ducks of Anaheim in 1993 Expansion Draft, June 1993.												
Laforge, Mark	89-90	LW-42	9	0	0	0	43	—	—	—	—	—
Selected in NHL Entry Draft (Kingston, OHL), June 1986. Traded to Edmonton Oilers for Cam Brauer, March 1990.												
Landon, Bruce	72-77	G-30	122	0	2	2	36	8	0	1	1	0
Chosen in WHA Player Selection Draft (Los Angeles Kings), February 1972. Released, October 1974. Re-signed, February 1974. Retired, February 1978.												
Langdon, Darren	00-02	LW-20	121	2	3	5	216	4	0	0	0	12
Acquired from the NY Rangers along with Rob DiMaio for Sandy McCarthy and a fourth round pick in 2001, August 4, 2000. Traded along with Marek Malik to Vancouver Canucks in exchange for Jan. Hlavac and Harold Druken, November 1, 2002.												
LaRose, Chad	05-13	RW-59	508	85	95	180	286	39	4	8	12	26
Signed as a free agent by Carolina, August 6, 2003. Released, July 2013.												
Larouche, Pierre	81-83	C-25/28	83	43	47	90	20	—	—	—	—	—
Acquired from Montreal Canadiens for a swap of the teams' first-round 1984 draft choices and a 1984 second-round draft pick in December 1981. Released, September 1983. In the first-round swap, Montreal picked Petr Svoboda (5th), and Hartford selected Sylvain Cote (11th). Montreal traded a second-round draft pick to St. Louis (Brian Benning) along with Risk Wansley, their second pick (Tony Hrkac), and their third choice (Robert Dirk) in exchange for St. Louis' first-round draft pick (Shayne Corsen) and second-round draft pick (Stephane Richer) in June, 1984. Hartford traded Montreal's third-round draft pick (Bruce Racine) in 1983 to Pittsburgh while Montreal picked 47th overall (Rocky Dundas).												
Lawless, Paul	82-84/85-88	LW-11/28	215	49	70	119	54	1	0	0	0	0
Selected in NHL Entry Draft (Windsor, OHL), June 1982. Traded to Philadelphia Flyers for Lindsay Carson, January 1988.												
Lawton, Brian	88-89	C/LW-7	48	12	17	29	32	3	1	0	1	0
Acquired from New York Rangers with Don Maloney and Norm Maciver for Carey Wilson and a fifth-round draft pick in 1990 (Lubos Rob), December 1988. Put on waivers and claimed by Quebec, December 1989.												
Leach, Jamie	92-93	RW-34	19	3	2	5	4	—	—	—	—	—
Acquired on waivers from Pittsburgh Penguins, November 1992. Released, June 1993.												
Leach, Steve	97-98	RW-27	45	4	5	9	42	—	—	—	—	—
Acquired from St. Louis for Alexander Godnyuk and a 1998 sixth-round draft pick (Brad Voth), June 1997. Signed as a free agent by Ottawa, October 4, 1998.												
Legace, Manny	09-10	G-34	28	0	1	1	0	—	—	—	—	—
Signed as a free agent, November 9, 2009.												
Leighton, Michael	08-09, 16-17	G-49	33	0	1	1	4	—	—	—	—	—
Acquired from Montreal in exchange for Carolina's 2007 seventh-round draft pick, June 23, 2007. Claimed by Philadelphia on re-entry waivers, December 15, 2009. Signed as a free agent, September 7, 2016. Released, July 2017.												
Lemieux, Jocelyn	93-95	LW-23/26	86	13	8	21	82	—	—	—	—	—
Acquired with Frantisek Kucera from Chicago Blackhawks for Randy Cunneyworth, Gary Suter, and a third-round 1995 draft pick (Kevin McKay), March 1994. Traded to New Jersey Devils for Jim Dowd and New Jersey's second-round pick in 1998, December 20, 1995.												
Lenarduzzi, Mike	92-94	G-30	4	0	0	0	0	—	—	—	—	—
Selected in NHL Entry Draft (Sault Ste. Marie, OHL), June 1990.												
Leschyshyn, Curtis	96-00	D-7	255	8	32	40	139	6	0	0	0	6
Acquired from Washington Capitals for Andrei Nikolishin on November 9, 1996. Selected by Minnesota Wild in 2000 expansion draft, June 23, 2000.												
Letowski, Trevor	06-08	RW-19	136	11	15	26	48	—	—	—	—	—
Signed as a free agent, July 6, 2006. Signed as a free agent with Barys Astana (Russia), summer 2008.												
Levasseur, Louis	77-78	G-30	27	0	0	0	2	12	0	1	1	2
Acquired from Edmonton for Dave Dryden, Brett Callighen and two 1977 draft choices, June 1977. Traded to Quebec for Warren Miller, September 1978.												
Ley, Rick	72-81	D-2	559	39	228	267	828	73	7	33	40	142
Chosen in the WHA Player Selection Draft (Toronto Maple Leafs), February 1972. Selected by Toronto Maple Leafs in NHL Reclaim Draft, June 1979. Selected from Toronto Maple Leafs in NHL Expansion Draft, June 1979. Retired, September 1981.												
Liles, John-Michael	14-16	D-26	156	10	36	46	38	—	—	—	—	—
Acquired from the Toronto Maple Leafs along with the rights to defenseman Dennis Robertson in exchange for defenseman Tim Gleason, Jan. 1, 2014. Traded to the Boston Bruins on Feb. 29, 2016, in exchange for forward Anthony Camara, Boston's 2016 third-round pick (Jack Lafontaine) and Boston's 2017 fifth-round pick.												
Lindholm, Elias	13-18	C/RW-16/28	374	64	124	188	76	—	—	—	—	—
Selected in the NHL Entry Draft (Brynäs, SHL), June 30, 2013. Traded to Calgary Flames with Noah Hanifin in exchange for Dougie Hamilton, Micheal Ferland and Adam Fox, June 23, 2018.												

L	YEARS	POS.-NO.	REGULAR SEASON					PLAYOFFS				
			GP	G	A	P	PIM	GP	G	A	P	PIM
Liut, Mike	85-90	G-1	217	0	5	5	10	17	0	0	0	2
Selected in WHA Amateur Draft (Bowling Green, CCHA), May 1976. WHA rights traded to Cincinnati Stingers with second-round 1979 draft choice for Greg Carroll and Bryan Maxwell, May 1977. Acquired from St. Louis Blues with "future considerations" (Jorgen Pettersson) for Mark Johnson and Greg Millen, February 1985. Traded to Washington Capitals for Yvon Corriveau, March 1990.												
Loktionov, Andrei	14	C-8	20	3	7	10	2	—	—	—	—	—
Acquired along with a conditional draft pick from the New Jersey Devils in exchange for forward Tuomo Ruutu, March 5, 2014. Released, July 2014.												
Lowe, Keegan	15	D-45	2	0	0	0	10	—	—	—	—	—
Selected in the 2011 NHL Draft (Edmonton, WHL), June 25, 2011. Traded to Montreal Canadiens in exchange for Philip Samuelsson, Feb. 21, 2017.												
Luksa, Chuck	79-80	D-29	8	0	1	1	4	—	—	—	—	—
Signed as a free agent (Cincinnati Stingers), August 1979. Released, October 1981.												
Lumley, Dave	84-85	LW-22	48	8	20	28	98	—	—	—	—	—
Selected from Edmonton Oilers in NHL Waiver Draft, October 1984. Placed on waivers and claimed by Edmonton Oilers, February 1985.												
Luostarinen, Eetu	19	C-43	8	0	1	1	0	—	—	—	—	—
Selected in NHL Draft (KalPa, Finland), June 24, 2017. Traded to Florida along with Erik Haula, Lucas Wallmark and Chase Priskie in exchange for Vincent Trocheck, February 24, 2020.												
Lupien, Gilles	80-82	D-23	21	2	5	7	41	—	—	—	—	—
Acquired from Pittsburgh Penguins for a sixth-round 1981 draft pick (Paul Edwards), February 1981. Released, July 1983.												
Lyle, George	76-79/81-83	LW-16	232	92	93	185	207	26	6	6	12	42
Signed as a free agent (Michigan Tech), July 1976. Selected by Detroit Red Wings in NHL Reclaim Draft, June 1979. Claimed on waivers from Detroit, November 1981. Released, July 1982.												
Lysak, Brett	04	C-56	2	0	0	0	2	—	—	—	—	—
Selected in the NHL Entry Draft (Regina, WHL), June 1999. Released, June 2004.												
M	YEARS	POS.-NO.	REGULAR SEASON					PLAYOFFS				
			GP	G	A	P	PIM	GP	G	A	P	PIM
MacDermid, Paul	81-89	RW-23/15/29/36	373	69	83	152	744	26	5	8	13	84
Selected in NHL Entry Draft (Windsor, OHL), June 1981. Traded to Winnipeg Jets for Randy Cunneynworth, December 1989.												
MacDonald, Craig	98-99, 01-03	C-31/12	58	2	4	6	20	5	0	0	0	2
Selected in NHL Entry Draft (Harvard, ECAC), June 1996. Signed with Florida as a free agent, August 2003.												
MacGregor, Gary	76-77	C-12	30	8	8	16	4	—	—	—	—	—
Acquired from Indianapolis Racers for Rosaire Paiement, November 1976. Traded to Calgary Cowboys for "future considerations," January 1977.												
MacGregor, Randy	81-82	LW-38	2	1	1	2	2	—	—	—	—	—
Signed as a free agent (Binghamton, AHL), February 1981. Released, June 1983.												
MacIver, Norm	88-89	D-33	37	1	22	23	24	1	0	0	0	2
Acquired from New York Rangers with Don Maloney and Brian Lawton for Carey Wilson and a fifth-round draft pick in 1990 (Lubos Rob), December 1988. Traded to Edmonton Oilers for Jim Ennis, October 1989.												
MacLeish, Rick	81-82	C-7	34	6	16	22	16	—	—	—	—	—
Acquired from Philadelphia Flyers with Don Gillen, Blake Wesley, first, second- and third-round 1982 draft picks (Paul Lawless, Mark Paterson, Kevin Dineen) for Ray Allison, Fred Arthur, and the Whalers' first and third picks in 1982 (Ron Sutter, Miroslav Dvorak), July 1981. Traded to Pittsburgh Penguins for Russ Anderson and an eighth-round 1983 draft pick (Chris DuPerron), December 1981.												
Maenalanen, Saku	18-19	RW-8	34	4	4	8	20	9	0	1	1	6
Signed as a free agent, May 18, 2018.												
Malec, Tomas	03	D-71	43	0	2	2	45	—	—	—	—	—
Acquired along with Bret Hedican and Kevyn Adams from the Florida Panthers in exchange for Sandis Ozolinsh and Byron Ritchie, January 16, 2002. Traded to Mighty Ducks of Anaheim along with a second-round draft pick in 2004 (Kyle Klubertanz) for Martin Gerber.												
Malhotra, Manny	13-14	C-22	69	7	6	13	18	—	—	—	—	—
Signed as a free agent, Oct. 31, 2013. Released, July 2014.												
Malik, Marek	95-97, 98-02	D-23/5	317	17	60	77	291	30	0	3	3	28
Selected in the third-round (Vitkovice, Czech.) of the 1993 NHL Entry Draft. Traded along with Darren Langdon to Vancouver in exchange for Jan. Hlavac and Harold Druken, November 1, 2002.												
Malinowski, Merlin	82-83	C/LW-20	75	5	23	28	16	—	—	—	—	—
Acquired from New Jersey Devils with NHL rights to Scott Fusco for Rick Meagher and Garry Howatt, October 1982. Released, October 1983.												
Malone, Brad	14-16	C-24	122	9	12	21	149	—	—	—	—	—
Signed as a free agent, July 1, 2014. Released, July 2016.												
Malone, Greg	83-86	C-14	176	45	83	128	147	—	—	—	—	—
Acquired from Pittsburgh Penguins for third-round 1985 draft pick (Bruce Racine), October 1983. Traded to Quebec Nordiques for Wayne Baby, October 1985.												
Maloney, Don	88-89	LW-14	21	3	11	14	23	4	0	0	0	8
Acquired from New York Rangers with Brian Lawton and Norm MacIver for Carey Wilson and a 1990 fifth-round draft pick (Lubos Rob), December 1988. Released, July 1989.												
Manderville, Kent	96-00	C-44	258	16	24	40	99	6	0	0	0	2
Signed as a free agent on October 1, 1996. Traded to the Philadelphia Flyers in exchange for Sandy McCarthy, March 14, 2000.												
Marchment, Bryan	93-94	D-5/27	42	3	7	10	124	—	—	—	—	—
Acquired with Steve Larmer from Chicago Blackhawks for Patrick Poulin and Eric Weinrich, November 1993. Awarded as compensation to Edmonton Oilers when Whalers signed Steven Rice, August 1994.												
Markov, Danny	03-04	D-55	44	4	10	14	37	—	—	—	—	—
Acquired from Phoenix Coyotes along with a third-round pick in the 2005 draft for David Tanabe and Igor Knyazev, June 2003. Traded to Philadelphia Flyers for Justin Williams, January 2004.												
Marshall, Paul	82-83	LW-34	13	1	2	3	0	—	—	—	—	—
Acquired from Toronto Maple Leafs for a 10th-round 1983 draft pick (Greg Rolston), October 1982. Released, July 1983.												
Martin, Tom	87-90	LW-24	26	2	4	6	51	0	0	0	0	0
Signed as a free agent (Winnipeg Jets), July 1987. Claimed by Minnesota North Stars in the 1988 NHL Waiver Draft, October 1988. Claimed on waivers by Hartford, December 1988. Released, June 1990.												
Martinook, Jordan	18-20	LW-48	127	17	21	38	60	18	2	5	7	14
Acquired from Arizona Coyotes with a fourth-round pick in the 2018 NHL Draft (Luke Henman) in exchange for Marcus Kruger and a third-round pick in the 2018 NHL Draft (Ty Emberson), May 3, 2018.												
Martins, Steve	95-98	C-32	28	1	4	5	8	—	—	—	—	—
Selected in 1994 Supplemental Draft (Harvard), June 1994. Signed as a free agent by Ottawa, July 20, 1998.												
Matsumoto, Jon	10-12	C-18	13	2	0	2	4	—	—	—	—	—
Acquired from the Philadelphia Flyers in exchange for Washington's 2010 seventh-round draft pick, June 26, 2010. Traded to the Florida Panthers along with Mattias Lindstrom in exchange for Evgenii Dadonov and A.J. Jenks, January 18, 2012.												

ALL-TIME ROSTER

M	YEARS	POS.-NO.	REGULAR SEASON					PLAYOFFS				
			GP	G	A	P	PIM	GP	G	A	P	PIM
Maxwell, Bryan	77-78	D-24	17	2	1	3	11	—	—	—	—	—
Acquired from Cincinnati Stingers with Greg Carroll for the WHA rights to Mike Liut and two 1979 draft picks, May 1977. Released and signed with Minnesota North Stars, February 1978.												
Mayer, Jim	77-78	RW-27	51	11	9	20	21	—	—	—	—	—
Signed as a free agent (Calgary Cowboys), July 1977. Placed on waivers and claimed by Edmonton Oilers, May 1978.												
McBain, Jamie	10-13	D-4/28	206	19	56	75	48	—	—	—	—	—
Selected in the NHL Entry Draft (US Nat'l Development Team Program), June 24, 2006. Traded to Buffalo along with a 2013 second-round draft pick (35th overall - J.T. Compher) in exchange for defenseman Andrej Sekera.												
McBain, Jason	95-97	D-25	9	0	0	0	0	—	—	—	—	—
Selected in the fourth-round in the 1992 NHL Entry Draft.												
McCarthy, Sandy	00-00	LW-20	13	0	0	0	9	—	—	—	—	—
Acquired from the Philadelphia Flyers in exchange of Kent Manderville, March 14, 2000. Traded to the New York Rangers along with a fourth-round pick in 2001 in exchange for Darren Langdon and Rob DiMaio, August 4, 2000.												
McClanahan, Rob	81-82	C-15/28	17	0	3	3	11	—	—	—	—	—
Claimed from Buffalo Sabres in NHL Waiver Draft, September 1981. Traded to New York Rangers for a 10th-round 1983 draft pick (Reine Karlsson), January 1982.												
McClement, Jay	14-17	C-18	224	15	25	40	59	—	—	—	—	—
Signed as a free agent, July 1, 2014. Released, July 2017.												
McCrimmon, Brad	93-96	D-10	156	4	12	16	176	—	—	—	—	—
Acquired from Detroit Red Wings for a 1993 sixth-round draft pick (pick had been previously acquired from Detroit in the Steve Konroyd trade), June 1993. Signed free agent contract with Phoenix Coyotes, June 1996.												
McDonald, Gerry	81-84	D-31/33	8	0	0	0	4	—	—	—	—	—
Acquired from New York Rangers with Doug Sullivan and Chris Kotsopoulos for Mike Rogers and a 10th-round 1982 draft pick (Simo Saarinen), October 1981. Released, July 1984.												
McDougal, Mike	81-83	RW-23/32	58	8	10	18	43	—	—	—	—	—
Claimed from New York Rangers in NHL Waiver Draft, October 1981. Released, July 1984.												
McElhinney, Curtis	18-19	G-35	33	0	0	0	0	5	0	0	0	0
Claimed on waivers from Toronto Maple Leafs, October 3, 2018. Signed with Tampa Bay Lightning as a free agent, July 1, 2019.												
McEwen, Mike	85-87	D-25	58	11	10	21	38	9	1	5	6	6
Acquired from New York Rangers for Bob Crawford, March 1986. Left team to join Sierre HC of Swiss League, July 1987. Re-signed, March 1988. Returned to Swiss League, June 1988.												
McGill, Bob	93-94	D-25	30	0	3	3	41	—	—	—	—	—
Acquired on waivers from New York Islanders, November 1993.												
McGinn, Brock	15-20	LW-23	308	43	50	93	75	23	3	5	8	8
Selected in the NHL Entry Draft (Guelph, OHL), June 23, 2012.												
McIlhargey, Jack	80-82	D-33/29	98	2	11	13	202	—	—	—	—	—
Acquired with Norm Barnes from Philadelphia Flyers for a second-round 1982 draft pick (pick later transferred to Toronto, Peter Ihnacek), December 1980. Retired, August 1982.												
McKay, Ross	90-91	G-49	1	0	0	0	0	—	—	—	—	—
Signed as a free agent, June 1988. Released, October 1991.												
McKegg, Greg	19	C-42	41	6	5	11	8	14	2	0	2	4
Acquired from Pittsburgh Penguins in exchange for Josh Jooris, February 26, 2018. Signed with New York Rangers as a free agent, July 1, 2019.												
McKenzie, Jim	89-94	LW-33/31	203	13	12	25	468	6	0	0	0	8
Selected in NHL Entry Draft (Victoria, WHL), June 1989. Traded to Florida Panthers for Alexander Godynyuk, December 1993.												
McKenzie, John	77-79	RW-19	189	57	76	133	201	29	11	14	25	34
Acquired from Edmonton Oilers with Dave Keon, Dave Dryden, Jack Carlson and Steve Carlson for Danny Arndt, cash and "future considerations" (the rights to Dave Debol), January 1977. Retired, June 1979.												
McKeown, Roland	17-18	D-55	10	0	3	3	19	—	—	—	—	—
Selected in the NHL Entry Draft (Kingston, OHL), June 28, 2014.												
McLean, Kirk	98-98	G-1	8	0	1	1	0	—	—	—	—	—
Acquired from Vancouver Canucks along with Martin Gelin, for Sean Burke, Enrico Ciccone, and Geoff Sanderson, January 3, 1998. Traded to the Florida Panthers for Ray Sheppard, March 24, 1998.												
McManama, Bob	75-76	C-11	37	3	10	13	28	12	4	3	7	4
Signed as a free agent after release by Pittsburgh Penguins, December 1975. Traded to Florida Breakers (later became Minnesota Fighting Saints) with Fred O'Donnell for Wayne Connelly, June 1976.												
Meagher, Rick	80-83	C-20	96	31	29	60	70	—	—	—	—	—
Traded to Hartford by Montreal Canadiens with Montreal's third (Paul MacDermid) and fifth- (Dan Bourbonnais) round choices in 1981 for Hartford's third (Dieter Hegen) and fifth (Steve Rooney) round choices in 1981, June 5, 1980. Traded to New Jersey Devils with Garry Howatt for Merlin Malinowski and Scott Fusco, October 1982.												
Melichar, Josef	08	D-22	15	0	4	4	8	—	—	—	—	—
Signed as a free agent, July 2008. Traded to Tampa Bay along with Wade Brookbank and a 2009 fourth-round draft pick in exchange for Jussi Jokinen, February 7, 2009.												
Merkosky, Glenn	81-82	C-15	7	0	0	0	2	—	—	—	—	—
Signed as a free agent (Calgary, WHL), August 1980. Released, July 1982.												
Methe, Gerry	74-75	D-18	5	0	1	1	4	2	0	0	0	0
Signed as a free agent after release by Pittsburgh Penguins, June 1974. Released, October 1974.												
Millar, Mike	86-88	RW-8	38	9	9	18	6	—	—	—	—	—
Selected in NHL Entry Draft (Hamilton, OHL), June 1983. Traded to Washington Capitals with Neil Sheehy for Ed Kastelic and Grant Jennings, July 1988.												
Millen, Greg	81-85	G-30	219	0	10	10	24	—	—	—	—	—
Signed as a free agent from Pittsburgh Penguins, June 1981. Pat Boutette and Kevin McClelland later sent to Pittsburgh as compensation. Traded to St. Louis Blues with Mark Johnson for Mike Liut and "future considerations" (Jorgen Pettersson), February 1985.												
Miller, Warren	78-79/80-83	RW-27	284	59	67	126	164	10	0	8	8	28
Acquired from Quebec Nordiques for Louis Levasseur, September 1978. Selected by New York Rangers in NHL Reclaim Draft, June 1979. Re-acquired from New York Rangers for \$100 under terms of 1979 NHL Expansion Draft. (WHA player reclaimed by NHL club could be re-acquired by former WHA team if placed on waivers by NHL club). Released, July 1983.												
Mormina, Joey	08	D-29	1	0	0	0	0	—	—	—	—	—
Signed as a free agent, July 2, 2007. Signed as a free agent with Pittsburgh, July 8, 2008.												
Murray, Chris	96-97	RW-17	15	1	2	3	32	—	—	—	—	—
Acquired from Phoenix Coyotes for Gerald Diduck on March 18, 1997. Traded to the Ottawa Senators for Sean Hill, November 18, 1997.												
Moss, Tyler	00-01	G-31	12	0	0	0	0	0	0	0	0	0
Signed as a free agent, August 9, 2000. Signed with Vancouver Canucks as a free agent, July 5, 2002.												
Mrazek, Petr	18-20	G-34	80	0	1	1	10	16	0	0	0	0
Signed as a free agent, July 1, 2018.												

M	YEARS	POS.-NO.	REGULAR SEASON					PLAYOFFS				
			GP	G	A	P	PIM	GP	G	A	P	PIM
Murphy, Mike	11-12	G-70	2	0	0	0	0	—	—	—	—	—
Selected in NHL Entry Draft (Belleville, OHL), June 21, 2008. Released, July 2012. Signed as a free agent, July 11, 2013. Released, July 2014.												
Murphy, Ryan	13-17	D-7	151	6	31	37	38	—	—	—	—	—
Selected in NHL Entry Draft (Kitchener, OHL), June 24, 2011. Traded to Calgary Flames with Eddie Lack and a seventh-round pick in the 2019 NHL Draft in exchange for Keegan Kanzig and a sixth-round pick in the 2019 NHL Draft, June 29, 2017.												
Murray, Marty	03-04	C-15	66	5	7	12	8	—	—	—	—	—
Acquired from Philadelphia Flyers for a sixth-round pick in the 2004 Draft (Frederik Cabana), June 2003. Did not re-sign, July 2005.												
Murzyn, Dana	85-88	D-4	185	13	49	62	265	10	2	1	3	39
Selected in NHL Entry Draft (Calgary, WHL), June 1985. Traded to Calgary Flames with Shane Churla for Neil Sheely, Carey Wilson and rights to Lane MacDonald, January 1988.												
Muzzatti, Jason	95-97	G-29	53	0	1	1	51	—	—	—	—	—
Claimed by Hartford from the Calgary Flames in the Waiver Draft, October 6, 1995. Traded to the NY Rangers for a fourth-round draft pick in the 1998 Draft (Tommy Westlund) on August 8, 1997.												

N	YEARS	POS.-NO.	REGULAR SEASON					PLAYOFFS				
			GP	G	A	P	PIM	GP	G	A	P	PIM
Nachbaur, Don	80-82	LW-26/31	154	21	38	59	256	—	—	—	—	—
Selected in NHL Entry Draft (Billings, WHL), August 1979. Traded to Edmonton Oilers with Ken Linseman for Risto Siltanen and Brent Loney, August 1982.												
Nakladal, Jakub	16	D-14	3	0	0	0	0	—	—	—	—	—
Signed as a free agent, Oct. 6, 2016. Contract terminated, Nov. 14, 2016.												
Nash, Riley	11-16	C-20	242	31	50	81	69	—	—	—	—	—
Acquired from Edmonton Oilers in exchange for a second-round pick in the 2010 Draft (Martin Marincin), June 26, 2010. Released, July 2016.												
Necas, Martin	17-20	C-88	72	17	21	38	22	8	1	3	4	0
Selected in NHL Draft (HC Kometa Brno, Czech), June 23, 2017.												
Nedeljkovic, Alex	17-20	G-35	6	0	0	0	2	—	—	—	—	—
Selected in NHL Draft (Plymouth, OHL), June 28, 2014.												
Nestrasil, Andrej	14-17	C/W-15	115	17	29	46	14	—	—	—	—	—
Claimed on waivers from Detroit, Nov. 20, 2014. Released, July 2017.												
Neufeld, Ray	79-86	RW-10/17	331	95	131	226	400	2	1	0	1	0
Selected in NHL Entry Draft (Edmonton, WHL), August 1979. Traded to Winnipeg Jets for David Babych, November 1985.												
Newberry, John	85-86	C-33	3	0	0	0	0	—	—	—	—	—
Signed as a free agent (Montreal Canadiens), September 1985. Released, July 1986.												
Nieckar, Barry	92-93	LW-12	2	0	0	0	2	—	—	—	—	—
Signed as a free agent (Raleigh, ECHL), September 1992. Signed by Calgary Flames as free agent, June, 1995.												
Niederreiter, Nino	19-20	LW-21	103	25	34	59	62	22	2	4	6	14
Acquired from Minnesota Wild in exchange for Victor Rask, January 17, 2019.												
Nikolishin, Andrei	94-97	C-11/13	112	24	52	76	46	—	—	—	—	—
Acquired in the second-round (Moscow Dynamo, Russia) of the 1992 NHL Entry Draft. Traded to Washington Capitals for Curtis Leschyshyn, November 9, 1996.												
Nodl, Andreas	11-13	RW-14	56	3	5	8	8	—	—	—	—	—
Claimed on waivers from the Philadelphia Flyers, November 29, 2011. Released, July 2013.												
Nolan, Brandon	07-08	C/LW-36	6	0	1	1	0	—	—	—	—	—
Signed as a free agent, July 2, 2007. Contract expired July 1, 2008.												
Nordgren, Niklas	05-06	LW-44	43	4	2	6	30	—	—	—	—	—
Selected in the NHL Entry Draft (MoDo Jr. – Sweden), June 21, 1997. Traded to Pittsburgh along with Krystofer Kolanos and a second-round draft pick in 2007 for Mark Recchi, March 9, 2006.												
Nordstrom, Joakim	15-18	LW-42	228	19	24	43	35	—	—	—	—	—
Acquired on September 11, 2015, from the Chicago Blackhawks along with forward Kris Versteeg and Chicago's 2017 third-round draft pick (later traded back to Chicago) in exchange for defensemen Dennis Robertson and Jack Massie, as well as Carolina's 2017 fifth-round draft pick. Signed by Boston Bruins as a free agent, July 1, 2018.												
Norwood, Lee	91-92	D-23	6	0	0	0	16	—	—	—	—	—
Acquired from New Jersey Devils for "future considerations," October 1991. Traded to St. Louis Blues for "future considerations," November 1991.												
Nylander, Michael	92-94	C-36/92	117	22	55	77	60	—	—	—	—	—
Selected in NHL Entry Draft (Aik Solna, Sweden), June 1991. Traded with Zarley Zalapski and James Patrick to Calgary Flames for Gary Suter, Paul Ranheim and Ted Drury, March 1994.												

O	YEARS	POS.-NO.	REGULAR SEASON					PLAYOFFS				
			GP	G	A	P	PIM	GP	G	A	P	PIM
O'Donnell, Fred	74-76	RW-16	155	32	26	58	165	20	2	5	7	35
Signed as a free agent from Vancouver Canucks, February 1974. Traded to Florida Breakers (later renamed the Minnesota Fighting Saints) with Bob McManama for Wayne Connelly, June 1976.												
O'Neill, Jeff	95-04	C-92/19	673	198	218	416	552	34	9	8	17	37
Selected in NHL Entry Draft (Guelph Storm, OHL), June 1994. Traded to Toronto in exchange for a conditional pick in the 2006 NHL Entry Draft, July 2005.												
O'Sullivan, Patrick	10	C-19	10	1	0	1	2	—	—	—	—	—
Signed as a free agent, September 17, 2010. Claimed on waivers by the Minnesota Wild, November 23, 2010.												
Osala, Oskar	10	LW-32	1	0	0	0	0	—	—	—	—	—
Acquired from Washington along with Brian Pothier and Washington's 2011 second-round pick in exchange for Joe Corvo, March 3, 2010.												
Ouimet, Ted	74-75	G-30	1	0	0	0	0	—	—	—	—	—
Purchased from Cleveland Crusaders, December 1975. Re-sold to Cleveland, January 1976.												
Ozolinsh, Sandis	00-02	D-8	118	16	51	67	105	6	0	1	1	5
Acquired from Colorado Avalanche along with a second round pick in 2000 (Tomas Kurka) in exchange for Nolan Pratt, the Hurricanes' first round pick (Vaclav Nedorost) and two second round picks (Jared Anlin, Argis Saviels) in 2000 on June 24, 2000. Traded to Florida Panthers along with Byron Ritchie in exchange for Bret Hedican, Kevyn Adams and Tomas Malec, January 16, 2002.												

P	YEARS	POS.-NO.	REGULAR SEASON					PLAYOFFS				
			GP	G	A	P	PIM	GP	G	A	P	PIM
Paient, Rosaire	75-77	C-12	93	33	45	78	101	17	4	11	15	41
Acquired from Denver Spurs for a first-round 1976 draft choice, June 1975. Traded to Indianapolis Racers for Gary MacGregor, November 1976.												
Palushaj, Aaron	14	RW-37	2	0	0	0	0	—	—	—	—	—
Signed as a free agent, July 11, 2013. Released, July 2014.												

ALL-TIME ROSTER

P	YEARS	POS.-NO.	REGULAR SEASON					PLAYOFFS				
			GP	G	A	P	PIM	GP	G	A	P	PIM
Parker, Jeff	90-91	RW-25	4	0	0	0	4	—	—	—	—	—
Acquired from Pittsburgh Penguins with Zarley Zalapski and John Cullen in exchange for Ron Francis, Ulf Samuelsson and Grant Jennings, March 1991. Released, November 1992.												
Paterson, Mark	82-86	D-6	29	3	3	6	33	—	—	—	—	—
Selected in NHL Entry Draft (Ottawa, OHL), June 1982. Traded to Calgary Flames for Yves Courteau, October 1985.												
Patrick, James	93-94	D-4	47	8	20	28	32	—	—	—	—	—
Acquired with Darren Turcotte from New York Rangers for Steve Larmer, Nick Kypreos, Barry Richter and a 1994 sixth-round draft pick (Yuri Litvinov) November 1993. Traded with Zarley Zalapski and Michael Nylander to Calgary Flames for Gary Suter, Paul Ranheim and Ted Drury, March 1994.												
Pavese, Jim	88-89	LW/D-31/4	5	0	0	0	5	1	0	0	0	0
Acquired from Detroit Red Wings for Torrie Robertson, March 1989.												
Pedersen, Allen	92-94	D-41	66	1	4	5	69	—	—	—	—	—
Acquired from Minnesota North Stars for a 1993 sixth round draft pick (Rick Mrozik), June 1992.												
Pederson, Barry	91-92	C-25	5	2	2	4	0	—	—	—	—	—
Signed as a free agent, September 1991. Released, November 1991.												
Pellerin, Scott	01	LW-38	19	0	5	5	6	6	0	0	0	4
Acquired from Minnesota Wild for a third round pick in 2001 Entry Draft, rights to Askhat Rakhmatullin and future considerations. Signed by Boston Bruins as a free agent, July 26, 2001.												
Peloffy, Andre	78-79	C-20	10	2	0	2	2	2	0	0	0	0
Signed as a free agent from Springfield Indians (AHL), August 1977. Released, July 1978.												
Pesce, Brett	15-20	D-54/22	350	20	82	102	105	15	0	6	6	0
Selected in the NHL Entry Draft (New Hampshire, H-East), June 30, 2013.												
Peters, Justin	10-14	G-60/35	68	0	2	2	8	—	—	—	—	—
Selected in the NHL Entry Draft (Toronto-St. Michaels OHL), June 26, 2004. Released, July 2014.												
Peterson, Brent	87-88	C-17	52	2	7	9	40	—	—	—	—	—
Selected from Vancouver Canucks in NHL Waiver Draft, October 1987. Retired, July 1989.												
Petrovicky, Robert	92-95	C-39	77	9	11	20	84	—	—	—	—	—
Selected in NHL Entry Draft (Dukla Trencin, Czech.), June 1992. Traded to Dallas for Dan Kesa on November 29, 1995.												
Petrzalek, Jakub	09	RW-56	2	0	1	1	0	—	—	—	—	—
Acquired from the New York Rangers in exchange for Brad Isbister, November 21, 2006. Released, July 2009.												
Pettersson, Jorgen	85-86	LW-22	23	5	5	10	2	—	—	—	—	—
Acquired from St. Louis Blues to complete an earlier deal in which Hartford traded Mark Johnson and Greg Millen to St. Louis for Mike Liut and “future considerations,” April 1985. Traded to Washington Capitals for Doug Jarvis, December 1985.												
Picard, Alexandre	10	D-45	9	0	0	0	6	—	—	—	—	—
Acquired from Ottawa along with Ottawa’s 2010 second-round pick in exchange for Matt Cullen, February 12, 2010. Signed with Montreal as a free agent, July 2010.												
Picard, Michel	90-92	LW-47	25	4	5	9	8	—	—	—	—	—
Selected in NHL Entry Draft (Trois-Riviere, QMJHL), June 1989. Traded to San Jose Sharks for “future considerations” (Yvon Corriveau), October 1992.												
Pierce, Randy	83-85	RW-38	34	9	5	14	17	—	—	—	—	—
Signed as a free agent (New Jersey), December 1982. Released, July 1985.												
Pietrangelo, Frank	91-94	G-40	54	0	0	0	6	7	0	0	0	0
Acquired from Pittsburgh Penguins for third- and seventh-round 1994 draft picks (Sven Butenschon, Serge Anbin), March 1992. Signed by New York Islanders as a free agent, August 1994.												
Pitkanen, Joni	08-13	D-25	266	24	116	140	218	18	0	8	8	16
Acquired from the Edmonton Oilers in exchange for Erik Cole, July 1, 2008. Released, July 2014.												
Pleau, Larry	72-79	C/W-4/24/29	468	157	215	372	180	66	29	22	51	37
Selected in WHA Player Selection Draft, February 1972 (Montreal). Traded to Indianapolis Racers, June 1978, but vetoed trade. Retired, September 1978. Came out of retirement, January 1979. Retired, September 1979.												
Plumb, Ron	77-80	D-6	131	8	29	37	65	23	2	8	10	16
Acquired from Cincinnati Stingers for Greg Carroll, February 1978. Released, July 1981.												
Ponikarovsky, Alexei	11-12	LW-23	49	7	8	15	26	—	—	—	—	—
Signed as a free agent, July 2011. Traded to New Jersey in exchange for Joe Sovo and a fourth-round pick (Jacob Slavin) in the 2012 draft, January 2012.												
Pothier, Brian	10	D-5	20	1	3	4	11	—	—	—	—	—
Acquired from Washington along with Oskar Osala and Washington’s 2011 second-round pick in exchange for Joe Corvo, March 3, 2010. Signed as a free agent with Geneve-Servette HC (Switzerland), July 2010.												
Potursalski, Andrew	17	C-57	2	0	0	0	0	—	—	—	—	—
Signed as a free agent (University of New Hampshire), March 8, 2016. Signed with Anaheim Ducks as a free agent, July 2, 2019.												
Poulin, Patrick	91-94	LW-37/24	93	22	32	54	50	7	2	1	3	0
Selected in NHL Entry Draft (St. Hyac, QMJHL), June 1991. Traded with Eric Weinrich to Chicago for Steve Larmer and Bryan Marchment, November 1993.												
Pratt, Nolan	96-00	D-41/4	157	4	19	23	235	3	0	0	0	2
Selected in 1993 NHL Entry Draft (Portland, WHL) in fifth round (115th overall). Traded to Colorado Avalanche along with Carolina’s first-round pick (Vaclav Nedorost) and two second-round picks (Jared Aulin, Argis Saviels) in 2000 in exchange for Sandis Ozolinsh and a second-round pick in 2000 (Tomas Kurka), June 24, 2000.												
Primeau, Keith	96-99	C-55	234	82	94	176	346	6	0	3	3	6
Acquired along with Paul Coffey and a 1997 first-round draft pick (Nikos Tselios) from Detroit Red Wings for Brendan Shanahan and Brian Glynn on October 9, 1996. Traded to Philadelphia Flyers along with a fifth-round pick for Rod Brind’Amour, Jean-Marc Pelletier and a second-round pick in 2000, January 23, 2000.												
Pronger, Chris	93-95	D-44	124	10	34	44	167	—	—	—	—	—
Selected in NHL Entry Draft (Peterborough, OHL), June 1993. Hartford acquired San Jose’s pick (2nd overall) in the 1993 draft in exchange for Hartford’s first, second, and third picks in the 1993 draft and future considerations (Sergei Makarov). Also, Hartford sent a 1994 second-round pick to the Florida Panthers (Jason Podollan). Traded to St. Louis Blues for Brendan Shanahan, July 1995.												
Propp, Brian	93-94	LW-15/26	65	12	17	29	44	—	—	—	—	—
Signed as a free agent, October 1993. Released, June 1994.												

Q	YEARS	POS.-NO.	REGULAR SEASON					PLAYOFFS				
			GP	G	A	P	PIM	GP	G	A	P	PIM
Quenneville, Joel	83-90	D-3	457	25	70	95	408	26	0	7	7	18
Acquired from Calgary Flames with Richie Dunn for Mickey Volcan, July 1983. Traded to Washington Capitals for cash, October 1990.												

R	YEARS	POS.-NO.	REGULAR SEASON					PLAYOFFS				
			GP	G	A	P	PIM	GP	G	A	P	PIM
Raeder, Cap	75-77	G-35	29	0	0	0	2	15	0	1	1	0
Selected in WHA Amateur Draft (University of New Hampshire), June 1975. Released, August 1978.												

R	YEARS	POS.-NO.	REGULAR SEASON					PLAYOFFS				
			GP	G	A	P	PIM	GP	G	A	P	PIM
Ranheim, Paul	93-00	LW-14/28	432	49	80	129	117	6	0	0	0	2
Acquired with Gary Suter and Ted Drury from Calgary Flames for Zarley Zalapski, James Patrick and Michael Nylander, March 1994. Traded to Philadelphia Flyers in exchange for an eighth-round pick in 2002 entry draft, May 31, 2000.												
Rask, Victor	14-19	C-49	339	63	100	163	72	—	—	—	—	—
Selected in NHL Draft (Leksand, Sweden), June 25, 2011. Traded to Minnesota Wild in exchange for Nino Niederreiter, January 17, 2019.												
Rattie, Ty	17	RW-8	5	0	2	2	0	—	—	—	—	—
Claimed on waivers from St. Louis Blues, Jan. 4, 2017. Claimed on waivers by St. Louis Blues, Feb. 19, 2017.												
Reaugh, Daryl	90-92	G-31	20	0	0	0	4	—	—	—	—	—
Signed as a free agent, September 1989. Released, June 1992.												
Recchi, Mark	06-06	RW-18	20	4	3	7	12	25	7	9	16	18
Acquired from Pittsburgh for Krystofer Kolanos, Niklas Nordgren and a second-round draft pick in 2007, March 9, 2006.												
Reeds, Mark	87-89	RW-14/38	45	0	8	8	37	0	0	0	0	0
Acquired from St. Louis for a third-round 1989 draft pick, September 1987. (Later upgraded to a 1989 second-round pick in Charles Bourgeois deal [Rick Coriveau].)												
Reese, Jeff	93-95	G-35/30	37	0	1	1	0	—	—	—	—	—
Acquired from Calgary for Dan Kecmer, November 1993. Traded to Tampa Bay for a ninth-round draft pick in 1996 (Askhat Rakhmatullin), December 1, 1995.												
Reimer, James	19-20	G-47	25	0	0	0	2	3	0	0	0	0
Acquired from Florida in exchange for Scott Darling and a sixth-round pick in the 2020 NHL Draft, June 30, 2019.												
Renaud, Mark	79-83	D-32/20/28/25	142	5	47	52	80	—	—	—	—	—
Selected in NHL Entry Draft (Niagara Falls, OHL), August 1979. Selected by Buffalo Sabres in NHL Waiver Draft, October 1983.												
Rice, Steven	94-98	R-12	224	44	40	84	205	—	—	—	—	—
Signed as a free agent, August 1994. Bryan Marchment awarded as compensation to Edmonton Oilers.												
Richards, Todd	90-92	D-46	8	0	4	4	6	11	0	3	3	6
Acquired from Montreal Canadiens in October 1990. Released, June 1993.												
Richmond, Danny	05-06	D-51	10	0	1	1	7	—	—	—	—	—
Selected in NHL Entry Draft (Michigan, CCHA), June 21, 2003. Traded to Chicago along with a fourth-round pick in 2006 for Anton Babchuk and a fourth-round pick in 2007.												
Rissanen, Rasmus	15	D-62	6	0	0	0	4	—	—	—	—	—
Selected in NHL Entry Draft (Kalpa Jr., Finland Jr.), June 27, 2009. Released, July 2016.												
Ritchie, Byron	98-02	C-15	33	0	2	2	19	—	—	—	—	—
Selected in NHL Entry Draft (Leithbridge, WHL), June 1995. Traded to Florida Panthers along with Sandis Ozolinsh for Bret Hedican, Kevyn Adams and Tomas Malec, January 16, 2002.												
Roberts, Doug	75-77	D-14	140	7	31	38	84	19	1	1	2	8
Signed as a free agent (Detroit, NHL), September 1975. Released, July 1977.												
Roberts, Gary	97-00	LW-10	207	57	87	144	343	6	1	1	2	8
Acquired from Calgary along with Trevor Kidd for Andrew Cassels and Jean-Sebastien Giguere, August 25, 1997. Signed by Toronto as a free agent, July 4, 2000.												
Roberts, Gordie	75-81	D-7	418	52	183	235	672	49	5	21	26	83
Signed as an underage junior from Victoria (WCHL), September 1975. Traded to Minnesota North Stars for Mike Fidler, December 1980.												
Robertson, Torrie	83-88	LW-32	299	34	75	109	1284	16	1	1	2	73
Acquired from Washington Capitals for Greg Adams, October 1983. Traded to Detroit Red Wings for Jim Pavese, March 1989.												
Rodney, Bryan	08-11	D-28/33/29	33	1	12	13	12	—	—	—	—	—
Signed as a free agent, May 12, 2008. Released, July 2011.												
Rogers, Mike	75-81	C-17	434	182	285	467	139	49	13	24	37	14
Acquired from Edmonton Oilers with "future considerations" for Wayne Carleton, January 1976. Traded to New York Rangers for Gerry McDonald, Doug Sullivan and Chris Kotsopoulos, October 1981.												
Rourke, Allan	03-04	D-38	25	1	2	3	22	—	—	—	—	—
Acquired from the Toronto Maple Leafs for Harold Druken and Jeff Daw, May 2003.												
Rowe, Tom	80-82	RW-12/29	115	23	32	55	256	3	2	0	2	0
Acquired from Washington Capitals for Alan Hangsleben, January 1980. Released, December 1981.												
Roy, Nicolas	18	C-58	7	0	0	0	2	—	—	—	—	—
Selected in NHL Draft (Chicoutimi, QMJHL), June 27, 2015. Traded to Vegas Golden Knights with a conditional fifth-round pick in the 2021 NHL Draft in exchange for Erik Haula, June 27, 2019.												
Roy, Pierre	78-79	D-3	1	0	0	0	2	—	—	—	—	—
Signed for one game, April 1979. Released, April 1979.												
Rucinski, Mike	98-00	D-46/18	26	0	2	2	10	—	—	—	—	—
Selected in NHL Entry Draft, July 8, 1995. Traded to New Jersey Devils for Ted Drury, March 4, 2002.												
Ruutu, Tuomo	08-14	C/LW-15	378	90	126	216	291	16	1	3	4	8
Acquired from the Chicago Blackhawks in exchange for left wing Andrew Ladd, February 26, 2008. Traded to the New Jersey Devils in exchange for forward Andrei Loktionov, March 5, 2014.												
Ryan, Derek	16-18	C-33	153	28	41	69	52	—	—	—	—	—
Signed as a free agent, June 15, 2015. Signed by the Calgary Flames as a free agent, July 1, 2018.												
Ryan, Michael	08-09	C-36/20	18	0	2	2	2	—	—	—	—	—
Signed as a free agent, October 31, 2008. Released, June 2010.												

S	YEARS	POS.-NO.	REGULAR SEASON					PLAYOFFS				
			GP	G	A	P	PIM	GP	G	A	P	PIM
Saarela, Aleksi	19	C-15	—	—	—	—	—	1	0	0	0	0
Acquired from New York Rangers with a second-round pick in the 2016 NHL Draft (Traded to CHI - Artur Kayumov) and a second-round pick in the 2017 NHL Draft (Luke Martin) in exchange for Eric Staal, February 28, 2016. Traded to the Chicago Blackhawks along with Calvin de Haan in exchange for Anton Forsberg and Gustav Forsling, June 2019.												
Samson, Jerome	10-12	RW-71/67	46	2	7	9	18	—	—	—	—	—
Signed as a free agent, July 2, 2007. Released, July 2013.												
Samsonov, Sergei	08-11	LW-14	249	54	81	135	82	17	5	3	8	6
Claimed on waivers from the Chicago Blackhawks, January 8, 2008. Traded to the Florida Panthers in exchange for Bryan Allen, February 28, 2011.												
Samuelsson, Ulf	84-91	D-5	463	31	144	175	1108	31	2	5	7	109
Selected in NHL Entry Draft (Leksands, Sweden), June 1982. Traded to Pittsburgh Penguins with Ron Francis and Grant Jennings for John Cullen, Zarley Zalapski and Jeff Parker, March 1991.												
Sanderson, Geoff	90-98	LW/C-13/8	479	196	173	369	195	10	1	0	1	2
Selected in NHL Entry Draft, June 1990. Traded to Vancouver along with Sean Burke and Enrico Ciccone for Kirk McLean and Martin Gelin, January 3, 1998.												
Sandlak, Jim	93-95	R-14/52	40	6	2	8	32	—	—	—	—	—
Acquired from Vancouver Canucks as "future consideration" in March 1993 trade that saw the Whalers send Murray Craven and a 1993 fifth-round draft pick (Scott Walker) for Robert Kron, a 1993 third-round draft pick (Marek Malik) and "future considerations," May 1993. Contract expired, June 1995.												

ALL-TIME ROSTER

S	YEARS	POS.-NO.	GP	REGULAR SEASON				PIM	GP	PLAYOFFS			
				G	A	P				G	A	P	PIM
Sanguinetti, Bobby	11-13	D-24	40	2	4	6		4	—	—	—	—	—
Acquired from the New York Rangers in exchange for a sixth-round pick in the 2010 NHL Entry Draft and a second-round pick in the 2012 NHL Entry Draft, June 26, 2010. Released, July 2013.													
Sarrizin, Dick	72-73	RW-16	35	4	7	11		0	—	—	—	—	—
Selected in WHA Player Selection Draft (Philadelphia Flyers), February 1973. Traded to Chicago Cougars for cash and an undisclosed draft choice, October 1973.													
Savard, Jean	79-80	C-6	1	0	0	0		0	—	—	—	—	—
Selected in NHL Expansion Draft (Chicago, NHL), June 1979. Released, July 1981.													
Schurman, Maynard	79-80	LW/C-24	7	0	0	0		0	—	—	—	—	—
Claimed from Philadelphia Flyers in NHL Expansion Draft, June 1979. Released, July 1980.													
Seidenberg, Dennis	07-09	D-4	137	6	45	51		57	16	1	5	6	16
Acquired from the Phoenix Coyotes in exchange for center Kevyn Adams, January 8, 2007. Released, July 2009.													
Sekera, Andrej	13-15	D-4	131	13	50	63		28	—	—	—	—	—
Acquired from the Buffalo Sabres in exchange for defenseman Jamie McBain and Carolina's 2013 second-round pick (35th overall - J.T. Compher). Traded to Los Angeles on Feb. 25, 2015, in exchange for defenseman Roland McKeown and the Kings' first-round pick in 2016.													
Selby, Brit	73-74	LW-18	65	13	29	42		48	13	3	4	7	13
Acquired from Philadelphia Blazers for Bob Brown, November 1972. Traded to Toronto Toros for Bob Charlebois, June 1973.													
Selwood, Brad	72-79	D-3	431	42	143	185		556	63	6	12	18	81
Selected in WHA Player Selection Draft (Toronto, WHA), February 1972. Chosen by Montreal Canadiens in NHL Reclaim Draft, June 1979.													
Semenko, Dave	86-87	LW-72	57	4	8	12		87	4	0	0	0	15
Acquired from Edmonton Oilers for a third-round 1988 draft pick (Trevor Sim), December 1986. Traded to Toronto Maple Leafs for Bill Root, September 1987.													
Semin, Alexander	13-15	LW-28	166	41	64	105		120	—	—	—	—	—
Signed as a free agent, July 26, 2012. Released (buyout), July 2015.													
Shanahan, Brendan	95-96	LW-94	76	45	34	79		125	—	—	—	—	—
Acquired from St. Louis Blues for Chris Pronger, July 27, 1995. Traded to Detroit Red Wings along with Brian Glynn for Keith Primeau, Paul Coffey and a first-round draft pick in 1997 (Nikos Tselios).													
Shank, Daniel	91-92	RW-36	13	2	0	2		18	5	0	0	0	22
Acquired from Detroit Red Wings for Chris Tancill, December 1991. Signed by Tampa Bay Lightning as a free agent, August 1992.													
Shaw, Brad	85-92	D-33/25/32	210	11	84	95		107	19	4	8	12	6
Acquired from Detroit Red Wings for an eighth-round 1984 draft pick (Lars Karlsson), May 1984. Signed to play in Italy, June 1988. Returned to Hartford, March 1989. Traded to New Jersey Devils for "future considerations," June 1992.													
Sheehy, Neil	87-88	D-0	26	1	4	5		116	1	0	0	0	7
Acquired from Calgary Flames with Carey Wilson and rights to Lane MacDonald for Shane Churla and Dana Murzyn, January 1988. Traded to Washington Capitals with Mike Millar for Grant Jennings and Ed Kastelic, July 1988.													
Sheehy, Tim	72-75/77-78/79-80	C/RW-15/10	244	92	92	184		70	35	14	19	33	26
Chosen in WHA Player Selection Draft (U.S. Olympic Team), February 1972. Traded to Edmonton Oilers for Ron Climie, February 1975. Acquired from Detroit Red Wings for "future considerations," February 1979. Released, July 1980.													
Sheppard, Ray	98-99	RW-26	84	29	35	64		18	6	5	1	6	2
Acquired from the Florida Panthers for Kirk McLean, March 24, 1998. Signed as a free agent by the Florida Panthers, November 15, 1999.													
Sherven, Gord	86-87	C/RW-36/22	8	0	0	0		0	—	—	—	—	—
Claimed from Edmonton Oilers in NHL Waiver Draft, October 1986. Joined Canadian Olympic Team, August 1987. Re-joined Hartford Whalers, February 1988. Signed to play in Switzerland, June 1988.													
Shmyr, Paul	81-82	D-3	66	1	11	12		134	—	—	—	—	—
Signed as a free agent after release by Minnesota North Stars, October 1981. Released, July 1982.													
Shugg, Justin	14	RW-52	3	0	0	0		2	—	—	—	—	—
Selected in the NHL Entry Draft (Windsor, OHL), June 26, 2010.													
Sidorkiewicz, Peter	87-92	G-30	178	0	9	9		12	15	0	1	1	2
Acquired from Washington Capitals with Dean Evason for David A. Jensen, March 1985. Selected by Ottawa Senators in NHL Expansion Draft, June 1992.													
Siltanen, Risto	82-86	D-8	277	40	118	158		122	—	—	—	—	—
Acquired with Brent Loney from Edmonton Oilers for Ken Linseman and Don Nachbaur, August 1982. Traded to Quebec Nordiques for John Anderson, March 1986.													
Sims, Al	79-81	D-3	156	26	67	93		98	3	0	0	0	2
Selected from Boston Bruins in NHL Expansion Draft, June 1979. Claimed by Los Angeles Kings in NHL Waiver Draft, October 1981.													
Skinner, Jeff	10-18	C/RW-53	579	204	175	379		268	—	—	—	—	—
Selected in NHL Entry Draft (Kitchener, OHL), June 25, 2010. Traded to Buffalo Sabres for Cliff Pu, a second-round pick in 2019 and third- and sixth-round picks in 2020, August 2, 2018.													
Skjei, Brady	20	D-76	7	0	1	1		4	8	0	2	2	4
Acquired from NY Rangers in exchange for a first-round pick in the 2020 NHL Draft, February 24, 2020.													
Slavin, Jaccob	15-20	D-74	377	29	122	151		58	23	1	12	13	0
Selected in the NHL Entry Draft (Chicago, USHL), June 23, 2012.													
Smedsmo, Dale	76-77	LW-24	15	2	0	2		54	—	—	—	—	—
Purchased from Cincinnati Stingers, November 1976. Traded to Cincinnati for "future considerations," February 1977.													
Smith, Al	72-75/77-80	G-1	290	0	11	11		139	37	0	1	1	14
Selected in WHA Player Selection Draft (Detroit), February 1972. Released, January 1976. Signed as a free agent, August 1977. Sold to Colorado Rockies, September 1980.													
Smith, Guy	72-74	RW-19	39	4	8	12		31	11	2	0	2	4
Selected in WHA Player Selection Draft (New Hampshire, ECAC), February 1972. Released, October 1973.													
Smith, Stuart	79-83	D-33/3	77	2	10	12		95	—	—	—	—	—
Selected in NHL Entry Draft (Peterborough, OHL), August 1979. Released, July 1985.													
Smyth, Kevin	93-96	LW-51/20/14	58	6	8	14		31	—	—	—	—	—
Selected in NHL Entry Draft (Moose Jaw, WHL), June 1992. Signed as a free agent with Orlando Solar Bears (IHL), August 1996.													
Spacek, Jaroslav	11-12	D-8	34	5	7	12		6	—	—	—	—	—
Acquired from the Montreal Canadiens in exchange for Tomas Kaberle, December 9, 2011. Released, July 2012.													
Staal, Eric	03-16	C-12	909	322	453	775		678	43	19	24	43	12
Selected in NHL Entry Draft (Peterborough, OHL), June 21, 2003. Traded to the New York Rangers on Feb. 28, 2016, in exchange for forward Aleksii Saarela, the Rangers' 2016 second-round pick (later traded to Chicago on June 15, 2016, along with Chicago's own 2017 third-round pick in exchange for Teuvo Teravainen and Bryan Bickell - Chicago selected Artur Kayumov 50th overall) and the Rangers' 2017 second-round pick (Luke Martin).													
Staal, Jared	13	RW-13	2	0	0	0		2	—	—	—	—	—
Acquired from Phoenix in exchange for a 2010 fifth-round pick (138th overall - Louis Domingue), May 13, 2010. Released, July 2015.													
Staal, Jordan	13-20	C-11	530	105	184	289		244	23	4	6	10	12
Acquired from Pittsburgh in exchange for Brandon Sutter, Brian Dumoulin and a 2012 first-round pick (8th overall - Derrick Pouliot), June 22, 2012.													
Stalberg, Viktor	16-17	LW-25	57	9	3	12		33	—	—	—	—	—
Signed as a free agent, July 1, 2016. Traded to Ottawa Senators in exchange for a third-round pick in the 2017 NHL Draft, Feb. 28, 2017.													

S	YEARS	POS.-NO.	REGULAR SEASON					PLAYOFFS				
			GP	G	A	P	PIM	GP	G	A	P	PIM
Stanowski, Ed	83-85	G-1	19	0	0	0	2	—	—	—	—	—
Acquired from Winnipeg Jets for Mike Veisor, November 1983. Released, July 1985.												
Stempniak, Lee	16-18	RW-21	119	19	30	49	36	—	—	—	—	—
Signed as a free agent, July 1, 2016. Released, July 2018.												
Stephenson, Bob	79-80	RW-27/28	4	0	1	1	0	—	—	—	—	—
Selected in WHA Dispersal Draft (Birmingham, WHA), June 1979. Traded to Toronto Maple Leafs for Pat Boutette, December 1979.												
Stevens, John	90-95	D-45	44	0	8	8	34	—	—	—	—	—
Signed as a free agent, July 1990. Signed as a free agent with Philadelphia Flyers, June 1996.												
Stewart, Anthony	11-12	RW-13	77	9	11	20	30	—	—	—	—	—
Signed as a free agent, July 2, 2011. Traded to Los Angeles along with a 2013 fourth-round pick (96th overall - later traded to Edmonton - Kyle Platzer) and a 2014 sixth-round draft pick in exchange for Kevin Westgarth.												
St. Jacques, Bruno	03-04	D-25	53	2	7	9	43	—	—	—	—	—
Acquired along with Pavel Brendl from Philadelphia in exchange for Sami Kapanen and Ryan Bast, February 7, 2003.												
Stillman, Cory	05-08/11	LW-61	191	52	113	165	74	25	9	17	26	14
Signed as a free agent, August 2, 2005. Traded to the Ottawa Senators along with Mike Comodore in exchange for Joe Corvo and Patrick Eaves, February 11, 2008. Acquired from the Florida Panthers in exchange for Ryan Carter and a 2011 fifth-round draft pick, February 22, 2011. Released, July 2011.												
Storr, Jamie	03-04	G-1	14	0	0	0	0	—	—	—	—	—
Signed as a free agent, October 2003. Released June, 2004.												
Storm, Jim	93-95	LW-46/24	74	6	13	19	27	—	—	—	—	—
Selected in NHL Entry Draft (Michigan Tech., WCHA), June 1991. Released, August 1995.												
Stoughton, Blaine	78-84	RW-21	393	228	161	389	162	8	4	3	7	4
Purchased from Indianapolis Racers with Dave Ikpen, November 1978. Traded to New York Rangers for Scot Kleinendorst, February 1984.												
Stoyanovich, Steve	83-84	LW-7	23	3	5	8	11	—	—	—	—	—
Acquired from New York Islanders for a 1985 fifth-round draft choice (Tommy Hedland), August 1983. Released, July 1984.												
Sulliman, Doug	81-84	RW-22	221	57	71	128	73	—	—	—	—	—
Acquired from New York Rangers with Gerry McDonald and Chris Kotsopoulos, October 1981. Released, June 1984.												
Sullivan, Bob	82-83	C/LW-26	62	18	19	37	18	—	—	—	—	—
Signed as a free agent (Binghamton, AHL), August 1982. Released, August 1982.												
Surma, Damian	03-04	LW-52	2	1	1	2	0	—	—	—	—	—
Selected in the NHL Entry Draft (Plymouth, OHL), June 26, 1999. Released June 2004.												
Sutter, Brandon	08-12	C-16	286	53	54	107	64	—	—	—	—	—
Selected in the NHL Entry Draft (Red Deer, WHL), June 21, 2007. Traded to the Pittsburgh Penguins along with Brian Dumoulin and a first-round pick (Derrick Pouliot) in the 2012 Draft in exchange for Jordan Staal, June 22, 2012.												
Sutter, Brett	11-14	LW-42	36	1	4	5	24	—	—	—	—	—
Acquired from the Calgary Flames along with Ian White in exchange for Anton Babchuk and Tom Kostopoulos, November 27, 2010. Released, July 2014.												
Sutter, Brody	14, 16	C-48	12	0	0	0	0	—	—	—	—	—
Selected in the NHL Entry Draft (Lethbridge, WHL), June 25, 2011. Traded to Florida Panthers in exchange for Connor Brickley, Oct. 11, 2016.												
Svechnikov, Andrei	18-20	RW-37	150	44	54	98	116	15	7	5	12	17
Selected in NHL Draft (Barrie, OHL), June 22, 2018.												
Svoboda, Jaroslav	02-04	LW-62	91	8	14	22	40	23	1	4	5	28
Selected in NHL Entry Draft (Olomouc, Czech), June 27, 1998. Traded to the Dallas Stars for a fourth-round pick in 2005, June 2004.												
Swain, Garry	74-77	C/LW-20	171	22	33	55	70	25	3	5	8	56
Signed as a free agent after release by Pittsburgh Penguins, September 1974. Released, September 1977.												

T	YEARS	POS.-NO.	REGULAR SEASON					PLAYOFFS				
			GP	G	A	P	PIM	GP	G	A	P	PIM
Tanabe, David	99-03/06-07/07-08	D-21/45	329	21	61	82	167	7	2	1	3	12
Selected in NHL Entry Draft (Wisconsin, WCHA) June 26, 1999. Traded to Phoenix along with Igor Knyazev for Danny Markov and a third-round draft pick, June 21, 2003. Signed as a free agent by Carolina, August 29, 2006. Released, July 2007. Signed as a free agent by Carolina, October 6, 2007. Released (buyout), November 2008.												
Tancill, Chris	90-92	RW/C-37	19	1	1	2	6	—	—	—	—	—
Selected in June 1989 NHL Supplemental Draft (Wisconsin, WCHA). Traded to Detroit Red Wings for Daniel Shank, December 1991.												
Tennyson, Matt	16-17	D-26	45	0	6	6	6	—	—	—	—	—
Signed as a free agent, July 3, 2016. Released, July 2017.												
Teravainen, Teuvo	16-20	LW-86	313	74	171	245	50	23	10	5	15	6
Acquired from the Chicago Blackhawks with Bryan Bickell in exchange for a second-round pick in the 2016 NHL Draft (Artur Kayumov) and a third-round pick in the 2017 NHL Draft (Keith Petruzzelli), June 15, 2016.												
Terry, Chris	13-16	F-58/25	138	20	14	34	30	—	—	—	—	—
Selected in NHL Entry Draft (Plymouth, OHL), June 23, 2007. Released, July 2016.												
Tetarenko, Joey	03	RW-33	2	0	0	0	0	—	—	—	—	—
Signed as a free agent, July 2003. Released, June 2004.												
Thomson, Jim	88-89	RW-18	5	0	0	0	14	—	—	—	—	—
Acquired from Washington Capitals in exchange for Scot Kleinendorst, March 1989. Traded to New Jersey Devils for Chris Cichocki, October 1989.												
Tippett, Dave	84-90	LW-15	483	75	120	195	181	33	3	8	11	14
Signed as free agent (Canadian Olympic Team), March 1984. Traded to Washington for Washington's sixth-round choice (Jarrett Reid) in 1992 draft, September 30, 1990.												
Tlusty, Jiri	09-15	C/LW-19	322	76	69	145	102	—	—	—	—	—
Acquired from the Toronto Maple Leafs in exchange for the rights to Philippe Paradis, December 3, 2010. Traded to Winnipeg on Feb. 25, 2015, in exchange for Winnipeg's third-round selection in the 2016 NHL Draft and either Winnipeg's fifth- or sixth-round selection in the 2015 NHL Draft. Conditions were met and Carolina used Winnipeg's fifth-round selection in the 2015 NHL Draft (138th overall - Spencer Smallman).												
Tolchinsky, Sergey	16-17	LW-61	4	0	2	2	0	—	—	—	—	—
Signed as a free agent, August 22, 2013. Released, June 2018.												
Tomlak, Mike	89-94	C/LW-28	141	15	22	37	103	10	0	1	1	4
Signed as a free agent (University of Western Ontario), May 1988. Released, June 1994.												
Trocheck, Vincent	20	C-16	7	1	1	2	16	8	0	2	2	4
Acquired from Florida in exchange for Erik Haula, Lucas Wallmark, Eetu Luostarinen and Chase Priskie, February 24, 2020.												
Troy, James	75-77	RW-25	21	0	0	0	50	2	0	0	0	29
Signed as a free agent (Beauce Jaros, NAHL), February 1976. Sold to Erie Blades (NAHL), January 1977.												
Tselios, Nikos	02	D-48	2	0	0	0	2	—	—	—	—	—
Selected in NHL Entry Draft (Belleville, OHL), June 21, 1997.												
Tuer, Allan	88-90	D-40	6	0	0	0	29	—	—	—	—	—
Signed as a free agent (Minnesota North Stars), July 1989. Released, June 1990.												

ALL-TIME ROSTER

T	YEARS	POS.-NO.	REGULAR SEASON					PLAYOFFS				
			GP	G	A	P	PIM	GP	G	A	P	PIM
Turcotte, Darren	93-95	C-12/89	66	19	29	48	26	—	—	—	—	—
Acquired with James Patrick from New York Rangers for Steve Larmer, Nick Kypreos, Barry Richter and a 1994 sixth-round pick (Yuri Litvinov), November 1993. Traded to Winnipeg Jets for Nelson Emerson, October 6, 1995.												
Turgeon, Sylvain	83-89	LW-16	370	178	150	328	366	25	3	7	10	18
Selected in NHL Entry Draft (Hull, QMJHL), June 1983. Traded to New Jersey Devils for Pat Verbeek, June 1989.												
Tverdovsky, Oleg	05-06	D-70	72	3	20	23	37	5	0	0	0	0
Signed as a free agent by Carolina, August 4, 2005. Traded to the Los Angeles Kings along with the rights to defenseman Jack Johnson in exchange for center Eric Belanger and defenseman Tim Gleason, September 29, 2006.												
V	YEARS	POS.-NO.	REGULAR SEASON					PLAYOFFS				
			GP	G	A	P	PIM	GP	G	A	P	PIM
van Riemsdyk, Trevor	17-20	D-57	206	7	31	38	40	11	0	1	1	6
Acquired from Vegas Golden Knights with a seventh-round pick in 2018 (pick later traded to New York Rangers—Riley Hughes) in exchange for a second-round pick in 2017 (Jake Leschyshyn), June 22, 2017.												
Vasicek, Josef	00-06, 07	C-63	341	57	78	135	229	37	5	2	7	20
Selected in NHL Entry Draft (Slavia Praha, Czech), June 27, 1998. Traded to Nashville for Scott Walker, July 18, 2006. Acquired from Nashville in exchange for center Eric Belanger, February 9, 2007. Released, July 2007.												
Vatanen, Sami	20	D-45	—	—	—	—	—	7	0	3	3	6
Acquired from New Jersey in exchange for Janne Kuokkanen, Fredrik Claesson and a fourth-round pick in the 2020 NHL Draft, February 24, 2020.												
Veisor, Mike	80-83	G-1/31	69	0	1	1	2	—	—	—	—	—
Acquired from Chicago Blackhawks for a second-round 1981 draft pick (Kevin Griffin), June 1980. Traded to Winnipeg Jets for Ed Staniowski, November 1983.												
Vellucci, Mike	87-88	D-35	2	0	0	0	11	0	0	0	0	0
Selected in NHL Entry Draft (Belleville, OHL), June 1984. Released, June 1989.												
Verbeek, Pat	89-95	LW/RW-16	404	185	200	385	1091	20	5	6	11	78
Acquired from New Jersey Devils for Sylvain Turgeon, June 1989. Traded to the New York Rangers for Glen Featherstone, Michael Stewart, the Rangers' first-round draft pick in 1995 (Jean-Sebastien Giguere) and a fourth-round pick in 1996 (Steve Wasylo).												
Versteeg, Kris	15-16	RW-32	63	11	22	33	36	—	—	—	—	—
Acquired on September 11, 2015, from the Chicago Blackhawks along with forward Joakim Nordstrom and Chicago's 2017 third-round draft pick (later traded back to Chicago) in exchange for defensemen Dennis Robertson and Jack Massie, as well as Carolina's 2017 fifth-round draft pick. Traded to the Los Angeles Kings on Feb. 28, 2016, in exchange for forward Valentin Zykov and a conditional 2016 fifth-round pick (conditions not met).												
Volcan, Mickey	80-83	D-32/4	143	7	29	36	128	—	—	—	—	—
Selected in NHL Entry Draft (North Dakota, WCHA), June 1980. Traded to Calgary Flames for Richie Dunn and Joel Quenneville, July 1984.												
Vrbata, Radim	03-05	RW-19	106	19	16	35	32	—	—	—	—	—
Acquired from the Colorado Avalanche in exchange for Bates Battaglia, March 11, 2003. Traded to Chicago for future considerations, December 29, 2005.												
W	YEARS	POS.-NO.	REGULAR SEASON					PLAYOFFS				
			GP	G	A	P	PIM	GP	G	A	P	PIM
Walker, Scott	06-10	RW-24	213	43	60	103	222	18	1	6	7	19
Acquired from Nashville in exchange for Josef Vasicek, July 18, 2006. Traded to Washington in exchange for Washington's 2010 seventh-round pick, March 3, 2010.												
Wallace, Tim	13	RW-29	28	1	1	2	17	—	—	—	—	—
Signed as a free agent, July 19, 2012. Released, July 2013.												
Wallmark, Lucas	17-20	C-71	160	22	32	54	58	15	1	4	5	6
Selected in NHL Draft (Lulea, SHL), June 28, 2014. Traded to Florida along with Erik Haula, Eetu Luostarinen and Chase Priskie in exchange for Vincent Trocheck, February 24, 2020.												
Wallin, Niclas	00-10	D-7	517	18	51	69	391	69	3	5	8	32
Selected in the fourth round of the 2000 NHL Entry Draft, June 2000 (Brynäs IF Gävle, Sweden). Traded to San Jose along with Carolina's 2010 fifth-round pick in exchange for Buffalo's 2010 second-round pick, February 7, 2010.												
Ward, Aaron	01-06/09-10	D-4	336	16	51	67	317	48	3	4	7	40
Acquired from Detroit Red Wings in exchange for a second round pick in the 2002 NHL Entry Draft, July 9, 2001. Signed by the New York Rangers as a free agent, July 3, 2006. Re-acquired from Boston in exchange for Patrick Eaves and a 2010 fourth-round pick, July 24, 2009. Traded to Anaheim in exchange for Justin Pogge and Boston's 2010 fourth-round pick, March 3, 2010.												
Ward, Cam	05-18	G-30	668	1	11	12	44	41	0	1	1	0
Selected in the NHL Entry Draft (Red Deer, WHL), June 22, 2002. Signed by Chicago Blackhawks as a free agent, July 1, 2018.												
Warner, Jim	78-80	RW-25	73	6	12	18	30	1	0	0	0	0
Signed as a free agent (Colorado College), June 1978. Released, July 1980.												
Watt, Mike	03	C-29	5	0	0	0	0	—	—	—	—	—
Signed as a free agent, July 31, 2002.												
Webster, Tom	72-78	RW-8	352	220	205	435	241	43	28	26	54	19
Chosen in WHA Player Selection Draft (California Golden Seals, NHL), February 1972. Retired, October 1978.												
Weekes, Kevin	02-04	G-80	119	0	0	0	8	8	0	0	0	0
Acquired from Tampa Bay Lightning in exchange for Shane Willis and Chris Dingman, March 5, 2002. Released June 2004.												
Weeks, Steve	84-88	G-31/35	94	0	1	1	11	4	0	0	0	0
Acquired from New York Rangers for a 1986 third-round pick (Shaun Clouston). September 1984. Traded to Vancouver Canucks for Richard Brodeur, March 1988.												
Weinrich, Eric	92-94	D-4/5	87	8	30	38	78	—	—	—	—	—
Acquired from New Jersey Devils with Sean Burke for Bobby Holik and a second-round 1993 draft pick (Jay Pandolfo), August 1992. Traded with Patrick Poulin to Chicago Blackhawks for Steve Larmer and Bryan Marchment.												
Weight, Doug	06-06	C-39	23	4	9	13	25	23	3	13	16	20
Acquired from St. Louis along with Erkki Rajamaki for Jesse Boulerice, Magnus Kahnberg, Mike Zigomanis, Carolina's first-round selection in 2006 (later traded to New Jersey, 30th overall - Matthew Corrente), Toronto's fourth-round selection in 2006 (106th overall - Reto Berra) and Chicago's fourth-round selection in 2007, January 30, 2006. Signed by St. Louis as a free agent, July 2, 2006.												
Weir, Wally	84-85	D/LW-23	34	2	3	5	56	—	—	—	—	—
Selected from Quebec Nordiques in NHL Waiver Draft, October 1984. Placed on waivers and claimed by Pittsburgh Penguins, February 1985.												
Welsh, Jeremy	12-13	C-23	6	0	1	1	4	—	—	—	—	—
Signed as a free agent, April 2012. Traded to the Vancouver Canucks along with forward Zac Dalpe in exchange for forward Kellan Tochkin and Vancouver's 2014 fourth-round pick (96th overall - Josh Wesley), September 29, 2013.												
Wesley, Blake	81-83	D-6	100	9	19	28	169	—	—	—	—	—
Acquired from Philadelphia Flyers with Don Gillen, Rick MacLeish, first-, second- and third-round picks in 1982 NHL Entry Draft (Paul Lawless, Mark Paterson, Kevin Dineen) for Ray Allison, Fred Arthur and the Whalers' first- and third-round picks in the 1982 Draft (Ron Sutter, Miroslav Dvorak), July 1981. Traded to Quebec Nordiques for Pierre Lacroix, December 1982.												

W	YEARS	POS.-NO.	REGULAR SEASON					PLAYOFFS				
			GP	G	A	P	PIM	GP	G	A	P	PIM
Wesley, Glen	94-08	D-20/2	913	51	176	227	620	59	0	4	4	30
Acquired from Boston for first-round draft picks in the 1995 (Kyle McClaren), 1996 (Jonathan Aitken), and 1997 (Sergei Samsanov) NHL Entry Drafts, August 26, 1994. Traded to Toronto in exchange for a second-round pick in the 2004 NHL Entry Draft, March 9, 2003. Signed as a free agent, July 8, 2003. Retired as a player, June 5, 2008.												
Westgarth, Kevin	13	RW-8	43	2	2	4	49	—	—	—	—	—
Acquired from Los Angeles in exchange for Anthony Stewart, a 2013 fourth-round pick (96th overall - later traded to Edmonton - Kyle Platzer) and a 2014 sixth-round pick (157th overall - Jake Marchment), January 13, 2013. Traded to the Calgary Flames in exchange for forward Greg Nemisz, December 30, 2013.												
Westlund, Tommy	99-02	RW-16	203	9	13	22	48	25	1	0	1	17
Selected in NHL entry draft (Brynäs Gavle, Sweden), June 27, 1998. Released, June 2003.												
White, Ian	10-11	D-7	39	0	10	10	12	—	—	—	—	—
Acquired from the Calgary Flames along with Brett Sutter in exchange for Anton Babchuk and Tom Kostopoulos, November 17, 2010. Traded to San Jose in exchange for a 2012 second-round draft pick, February 18, 2011.												
Whitmore, Kay	88-92	G-35	75	0	5	5	24	2	0	0	0	0
Selected in NHL Entry Draft (Peterborough, OHL), June 1985. Traded to Vancouver Canucks for Corrie D'Alessio and a 1993 fifth-round pick, October 1992. Pick was later returned in Murray Craven trade.												
Whitney, Ray	05-10	LW-13	372	119	215	334	176	42	12	14	26	18
Signed as a free agent by Carolina, August 6, 2005. Signed as a free agent with Phoenix, July 2010.												
Williams, Dave	87-88	LW-22/25	28	6	0	6	93	—	—	—	—	—
Signed as a free agent after release by Los Angeles Kings, October 1987. Retired, February 1988.												
Williams, Justin	04-09/17-20	RW-11/14	449	128	188	316	323	47	12	14	26	61
Acquired from the Philadelphia Flyers in exchange for Danny Markov, January, 2004. Traded to Los Angeles in exchange for Patrick O'Sullivan and Calgary's 2009 second-round draft pick, March 4, 2009. Signed as a free agent, July 1, 2017.												
Williams, Tommy	72-74	C-9	139	31	58	89	20	19	6	14	20	12
Signed as a free agent (Boston Braves, AHL), September 1972. Retired after being claimed by Indianapolis Racers in WHA Expansion Draft, May 1974, but signed with the expansion Washington Capitals of the NHL later that summer.												
Willis, Shane	98-02, 06	RW-45/25	141	27	34	61	69	2	0	0	0	0
Selected in NHL Entry Draft (Leithbridge, WHL), June 1997. Traded to Tampa Bay Lightning along with Chris Dingman in exchange for Kevin Weekes, March 5, 2002. Signed as a free agent by Carolina, July 18, 2006. Released, July 2007.												
Wilson, Carey	87-89/90-91	C-33	125	37	46	83	59	6	2	4	6	2
Acquired from Calgary Flames with Neil Sheehy and rights to Lane MacDonald for Shane Churla and Dana Murzyn, January 1988. Traded to New York Rangers with a 1990 fifth-round draft pick (Lubos Rob) for Brian Lawton, Don Maloney and Norm MacIver, December 1988. Acquired from New York Rangers along with a third-round 1991 draft choice (Michael Nylander) for Jody Hull, July 1990. Traded to Calgary Flames for Mark Hunter, March 1991.												
Wisniewski, James	15	D-21	1	0	0	0	0	—	—	—	—	—
Acquired from the Anaheim Ducks on June 27, 2015, in exchange for goaltender Anton Khudobin. Carolina bought out the remainder of his contract, June 30, 2016.												
Woods, Brendan	14, 16	C/LW-56	7	0	0	0	7	—	—	—	—	—
Selected in the NHL Entry Draft (Wisconsin, WCHA), June 23, 2012. Released, July 2017.												

Y	YEARS	POS.-NO.	REGULAR SEASON					PLAYOFFS				
			GP	G	A	P	PIM	GP	G	A	P	PIM
Yake, Terry	88-93	C-38/25	104	24	37	61	60	6	1	1	2	16
Selected in NHL Entry Draft (Brandon, OHL), June 1987. Selected by Mighty Ducks of Anaheim in 1993 Expansion Draft, June 1993.												
Yates, Ross	83-84	C-28	7	1	1	2	4	—	—	—	—	—
Signed as a free agent (Mt. Allison University), March 1981. Released, May 1984.												
Yelle, Stephane	09-10	C-18	59	4	3	7	28	—	—	—	—	—
Signed as a free agent, August 19, 2009. Traded to Colorado along with Harrison Reed in exchange for Cedric LaLonde-McNicoll and Colorado's 2010 sixth-round pick, March 3, 2010.												
Young, Scott	87-90	RW-D/27	197	49	89	138	82	13	5	0	5	8
Selected in NHL Entry Draft (Boston University, Hockey East), June 1986. Traded to Pittsburgh Penguins for Rob Brown, December 1990.												

Z	YEARS	POS.-NO.	REGULAR SEASON					PLAYOFFS				
			GP	G	A	P	PIM	GP	G	A	P	PIM
Zalapski, Zarley	90-94	D-3	229	44	121	165	272	7	3	6	7	14
Acquired from Pittsburgh Penguins with John Cullen and Jeff Parker for Ron Francis, Ulf Samuelsson and Grant Jennings, March 1991. Traded with James Patrick and Michael Nylander to Calgary Flames for Gary Suter, Paul Ranheim and Ted Drury, March 1994.												
Zigomanis, Mike	03-06	C-46/18	57	3	4	7	6	—	—	—	—	—
Selected in the NHL Entry Draft (Kingston, OHL), June 23, 2001. Traded to St. Louis along with Jesse Boulerice, Magnus Kahnberg, Carolina's first-round pick in 2006 (later traded to New Jersey, 30th overall - Matthew Corrente), Toronto's fourth-round selection in 2006 (106th overall - Reto Berra) and Chicago's fourth-round selection in 2007, January 30, 2006.												
Zuke, Mike	83-86	C-20	159	10	37	47	60	—	—	—	—	—
Claimed from St. Louis Blues in NHL Waiver Draft, October 1983. Released, November 1985.												
Zykov, Valentin	17-18	LW-39/73	25	4	7	11	2	—	—	—	—	—
Acquired from Los Angeles in exchange for Kris Versteeg, Feb. 28, 2016. Claimed on waivers by Edmonton Oilers, December 28, 2018.												

ALL-TIME RECORDS

ALL-TIME GOALTENDING

GOALTENDER	YEARS	REGULAR SEASON				GAA	PLAYOFFS				
		GP	MIN	GA	SO		GP	MIN	GA	SO	GAA
Abrahamsson, Christer	74-77	102	5,739	342	3	3.58	3	90	5	—	3.33
Altshuller, Daniel	15-16	—	—	—	—	—	—	—	—	—	—
Alves, Jorge	16	1	1	0	0	0.00	—	—	—	—	—
Ayres, David	20	1	29	2	0	4.18	—	—	—	—	—
Barrasso, Tom	01-02	34	1908	83	2	2.61	—	—	—	—	—
Berglund, Bill	73-75	5	216	13	0	3.61	—	—	—	—	—
Boucher, Brian	11-12	10	546	31	0	3.41	—	—	—	—	—
Brodeur, Richard	87-88	6	340	15	0	2.65	4	200	12	0	3.60
Burke, Sean	92-98	281	15,893	819	11	3.09	—	—	—	—	—
Cooley, Gaye	75-76	—	—	—	—	—	1	3 sec.	0	0	0.00
D'Alessio, Corrie	92-93	1	11	0	0	0.00	—	—	—	—	—
Darling, Scott	17-19	51	2,961	158	0	3.20	—	—	—	—	—
DesRochers, Patrick	03	2	122	7	0	3.44	—	—	—	—	—
Ellis, Dan	13	19	997	52	1	3.13	—	—	—	—	—
Fichaud, Eric	99-00	9	490	24	1	2.94	—	—	—	—	—
Fitzpatrick, Mark	99-00	3	107	8	0	4.49	—	—	—	—	—
Forsberg, Anton	20	3	143	8	0	3.35	—	—	—	—	—
Fountain, Mike	97-98	3	163	10	0	3.68	—	—	—	—	—
Garrett, John	78-82	163	9,592	655	2	4.10	9	507	40	0	4.73
Gerber, Martin	05-06	60	3,493	162	3	2.78	—	—	—	—	—
Giguere, J.S.	96-97	8	394	24	0	3.65	6	221	13	1	3.53
Gosselin, Mario	92-94	23	1,106	78	0	4.23	—	—	—	—	—
Grahame, John	06-08	45	2,364	125	0	3.17	—	—	—	—	—
Hoganson, Paul	75-76	4	224	16	0	4.29	—	—	—	—	—
Holland, Ken	80-81	1	60	7	0	7.00	—	—	—	—	—
Irbe, Arturs	98-04	309	17,816	739	20	2.49	30	1846	65	1	2.11
Jablonski, Pat	97-98	5	279	14	0	3.01	—	—	—	—	—
Khudobin, Anton	13-15	70	4,004	167	2	2.50	—	—	—	—	—
Kidd, Trevor	97-99	72	4043	158	5	2.34	—	—	—	—	—
Lack, Eddie	15-17	54	3,011	138	3	2.75	—	—	—	—	—
Landon, Bruce	72-77	122	6,695	386	2	3.46	8	389	21	0	3.24
Legace, Manny	09-10	28	1,472	69	1	2.81	—	—	—	—	—
Leighton, Michael	08-09/16-17	33	1,748	94	0	3.23	—	—	—	—	—
Lenarduzzi, Mike	92-94	4	189	10	0	3.17	—	—	—	—	—
Levasseur, Louis	77-78	27	1,655	91	3	3.30	12	719	31	0	2.59
Liut, Mike	85-90	252	14,660	823	13	3.37	17	933	50	1	3.22
McElhinney, Curtis	18-19	33	1,978	85	2	2.58	5	268	9	0	2.01
McKay, Ross	90-91	1	35	3	0	5.14	—	—	—	—	—
McLean, Kirk	97-98	8	401	22	0	3.29	—	—	—	—	—
Moss, Tyler	00-01	12	557	37	0	3.99	—	—	—	—	—
Millen, Greg	81-85	219	12,963	919	4	4.25	—	—	—	—	—
Mrazek, Petr	18-20	80	4,708	199	7	2.54	16	977	41	2	2.52
Murphy, Mike	11-12	2	36	0	0	0.00	—	—	—	—	—
Muse, John	13	—	—	—	—	—	—	—	—	—	—
Muzzatti, Jason	95-97	53	2,604	140	1	3.23	—	—	—	—	—
Nastiuk, Kevin	05-06	—	—	—	—	—	—	—	—	—	—
Nedeljkovic, Alex	17-20	6	306	13	0	3.05	—	—	—	—	—
Ouimet, Ted	73-75	1	20	3	0	9.00	—	—	—	—	—
Peters, Justin	10-14	68	3,703	188	3	3.05	—	—	—	—	—
Pietrangelo, Frank	91-95	54	2,663	182	0	4.10	7	425	19	0	2.68
Raeder, Cap	75-77	28	1,428	77	2	3.24	15	879	38	2	2.59
Reaugh, Daryl	90-91	20	1,010	53	1	3.15	—	—	—	—	—
Reese, Jeff	93-96	37	1,838	96	2	3.13	—	—	—	—	—
Reimer, James	19-20	25	1,378	61	3	2.66	3	178	7	0	2.36
Sidorkiewicz, Peter	87-92	178	10,346	575	8	3.33	15	912	55	0	3.62
Smith, Al	72-75/77-80	290	17,143	941	12	3.29	37	2067	134	1	3.89
Stanowski, Ed	83-85	19	1,060	75	0	4.25	—	—	—	—	—
Storr, Jamie	03-04	14	660	32	0	2.91	—	—	—	—	—
Tracy, Tripp	97-98	—	—	—	—	—	—	—	—	—	—
Veisor, Mike	80-84	69	3,809	309	2	4.87	—	—	—	—	—
Ward, Cam	05-18	668	38,437	1,728	27	2.70	41	2,421	96	4	2.38
Weekes, Kevin	02-04	119	6,849	275	11	2.41	8	408	11	2	1.62
Weeks, Steve	84-88	94	5,284	324	4	3.68	4	205	9	0	2.64
Whitmore, Kay	88-92	75	4,039	243	3	3.61	3	154	11	0	4.29

ALL-TIME COACHING RECORDS

COACH	GAMES	W	L	T	OT	PTS	PCT	DATES
Rod Brind'Amour	150	84	54	—	12	180	.600	5/8/18 to present
Peter Laviolette	323	167	122	6	28	368	.570	12/15/03 to 12/03/08
Kirk Muller	187	80	80	—	27	187	.500	11/28/11 to 5/5/14
Bill Peters	328	137	138	—	53	327	.498	6/19/14 to 4/20/18
Paul Maurice	920	384	391	99	46	913	.496	11/06/95 to 12/15/03
								12/03/08 to 11/28/11
Rick Ley	160	69	71	20	—	158	.494	10/12/89 to 5/29/91
Jack Evans	374	163	174	37	—	363	.485	9/17/83 to 2/06/88
Don Blackburn	140	42	63	35	—	119	.425	10/11/79 to 2/20/81
Larry Pleau	224	81	117	26	—	188	.420	2/20/81 to 6/02/82
								1/24/83 to 3/07/83
								2/07/88 to 5/16/89
Jim Roberts	80	26	41	13	—	65	.406	9/07/91 to 6/15/92
Paul Holmgren	161	54	93	14	—	122	.379	6/15/92 to 11/16/93
								1/21/95 to 11/06/95
Pierre McGuire	67	23	37	7	—	53	.368	11/16/93 to 5/19/94
Larry Kish	49	12	32	5	—	29	.296	6/02/82 to 1/24/83
John Cuniff	13	3	9	1	—	7	.269	3/07/83 to 4/03/83
TOTALS	3,176	1,325	1,419	263	166	3,079	.485	

ALL-STAR GAME APPEARANCES

PLAYER	YEAR	POS.	GP	G	A	PTS
Gordie Howe ✱	1980	RW	1	0	1	1
Mark Howe	1981	D	1	0	0	0
Mike Rogers	1981	C	1	0	0	0
Blaine Stoughton	1982	RW	1	0	0	0
Ron Francis	1983	C	1	0	0	0
Mark Johnson	1984	C	1	0	3	3
Ron Francis	1985	C	1	1	0	1
Ron Francis	1986	C	Did Not Play Due to Injury			
Sylvain Turgeon	1986	LW	1	0	1	1
Ulf Samuelsson ✱	1987	D	2	0	0	0
Kevin Dineen ✱	1987	RW	2	1	0	1
Kevin Dineen	1988	RW	1	0	2	2
Kevin Dineen	1989	RW	1	0	0	0
Ron Francis	1990	C	1	0	2	2
Pat Verbeek	1991	LW	1	0	1	1
John Cullen	1992	C	1	0	0	0
Zarley Zalapski	1993	D	1	0	0	0
Geoff Sanderson	1994	LW	1	0	1	1
Brendan Shanahan	1996	LW	1	1	0	1
Geoff Sanderson	1997	LW	1	1	0	1
Arturs Irbe	1999	G	1	0	1	1
Keith Primeau	1999	C	1	0	0	0
Sami Kapanen	2000	LW	1	0	0	0
Sandis Ozolinsh	2001	D	1	0	1	1
Sami Kapanen	2002	LW	1	1	1	2
Jeff O'Neill	2003	RW	1	0	0	0
Eric Staal	2007	C	1	1	0	0
Justin Williams	2007	RW	1	1	1	0
Eric Staal ○	2008	C	1	2	1	3
Eric Staal	2009	C	1	1	0	1
Jeff Skinner □	2011	C/RW	1	0	1	1
Eric Staal ✱	2011	C	1	2	0	2
Cam Ward	2011	G	1	0	0	0
Justin Faulk	2015	D	1	0	2	2
Justin Faulk	2016	D	1	0	1	1
Justin Faulk	2017	D	2	1	4	5
Noah Hanifin	2018	D	1	0	0	0
Sebastian Aho	2019	C	2	1	2	3
Dougie Hamilton	2020	D	Did Not Play Due to Injury			
Jacob Slavin ^	2020	D	1	0	0	0

✱ Played in an NHL record 23 All-Star Games, the previous 22 while he was with Detroit.

✱ Represented the NHL in a two-game series vs. Soviet National Team at Rendez-Vous '87.

○ Named All-Star Game MVP as the Eastern Conf. beat the Western Conf. 8-7.

□ Became the youngest player to play in an NHL All-Star Game (18 years, 259 days).

✱ Served as captain of Team Staal.

^ Replaced Dougie Hamilton, who did not play due to injury.

NHL AWARD WINNERS

PLAYER	SEASON	AWARD
Doug Jarvis	1986-87	Masterton Trophy
Peter Karmanos	1988	Lester Patrick Trophy
Ron Francis	2001-02	Lady Byng Trophy
Ron Francis	2001-02	King Clancy Trophy
Ron Francis	2001-02	NHL Foundation Award
Cam Ward	2005-06	Conn Smythe Trophy
Rod Brind'Amour	2005-06	Selke Trophy
Rod Brind'Amour	2006-07	Selke Trophy
Jeff Skinner	2010-11	Calder Trophy

NHL ALL-STAR TEAM

PLAYER	SEASON	POS	TEAM
Mike Liut	1986-87	G	Second Team
Eric Staal	2005-06	C	Second Team

NHL ALL-ROOKIE TEAM

PLAYER	SEASON	POS
Sylvain Turgeon	1983-84	G
Dana Murzyn	1985-86	D
Peter Sidorkiewicz	1988-89	G
Brad Shaw	1989-90	D
Chris Pronger	1993-94	D
Shane Willis	2000-01	RW
Jeff Skinner	2010-11	F
Justin Faulk	2011-12	D

OLYMPIANS

PLAYER	REPRESENTED	YEAR(S)	FINISH
Tommy Williams	U.S.A.	1960	GOLD
John Cuniff	U.S.A.	1968	6th
Larry Pleau	U.S.A.	1968	6th
Paul Hurlay	U.S.A.	1968, 1972	6th, SILVER
Tommy Abrahamsson	Sweden	1972	4th
Christer Abrahamsson	Sweden	1972	4th
Kevin Ahearn	U.S.A.	1972	SILVER
Mark Howe	U.S.A.	1972	SILVER
Tim Sheehy	U.S.A.	1972	SILVER
Steve Alley	U.S.A.	1976	4th
Danny Bolduc	U.S.A.	1976	4th
Mark Johnson	U.S.A.	1980	GOLD
Rob McClanahan	U.S.A.	1980	GOLD
Kevin Dineen	Canada	1984	4th
Dave Tippett	Canada	1984	4th
Carey Wilson	Canada	1984	4th
James Patrick	Canada	1984	4th
Gord Sherven*	Canada	1984, 1988	4th, 4th
Mark Fusco	U.S.A.	1984	7th
David A. Jensen	U.S.A.	1984	7th
Zarley Zalapski	Canada	1988	4th
Sean Burke	Canada	1988, 1992	4th, SILVER
Lane MacDonald	U.S.A.	1988	7th
Scott Young	U.S.A.	1988	7th
Eric Weinrich	U.S.A.	1988	7th
Manny Legace	Canada	1994	SILVER
Sami Kapanen	Finland	1994, 1998, 2002	3rd, 3rd, 5th
Andrei Nikolishin	Russia	1994	4th
Robert Petrovicky	Slovakia	1994	6th
Ted Crowley	U.S.A.	1994	8th
Ted Drury	U.S.A.	1994	8th
Keith Primeau	Canada	1998	4th
Tom Barrasso	U.S.A.	2002	SILVER
Eric Staal	Canada	2006, 2010	7th, GOLD
Frantisek Kaberle	Czech Republic	2006	BRONZE
Martin Gerber	Switzerland	2006	6th
Erik Cole	U.S.A.	2006	8th
Matt Cullen	U.S.A.	2006	8th
Bret Hedican	U.S.A.	2006	8th
Doug Weight	U.S.A.	2006	8th
Peter Laviolette (head coach)	U.S.A.	2006	8th
Tuomo Ruutu	Finland	2010, 2014	BRONZE (2)
Joni Pitkanen	Finland	2010	BRONZE
Tim Gleason	U.S.A.	2010	SILVER
Alexander Semin	Russia	2014	5th
Andrej Sekera	Slovakia	2014	11th
Justin Faulk	U.S.A.	2014	4th

*Injured prior to 1984 Olympic games and did not play.

MILESTONE NHL WINS

WIN	SCORE	OPPONENT	DATE	WINNING GOAL	GOALIE
1st	6-4	Los Angeles*	10/19/79	Mark Howe	John Garrett
25th	4-1	Colorado*	3/15/80	Greg Carroll	Al Smith
50th	4-2	Minnesota*	11/7/81	Jordy Douglas	John Garrett
75th	5-2	NY Rangers*	12/4/82	Blaine Stoughton	Greg Millen
100th	6-3	Buffalo	12/21/83	Ron Francis	Ed Staniowski
200th	6-2	St. Louis*	12/10/86	Stewart Gavin	Steve Weeks
300th	4-0	St. Louis*	3/25/89	Ron Francis	Peter Sidorkiewicz
400th	5-2	St. Louis*	11/18/92	Pat Verbeek	Sean Burke
500th	1-0	New Jersey	4/4/97	Nelson Emerson	Jason Muzzatti
600th	6-1	NY Islanders	4/10/99	Sami Kapanen	Trevor Kidd
700th	6-2	Boston	2/28/02	Kevyn Adams	Arturs Irbe
800th	4-3	Boston*	3/1/06	Aaron Ward	Cam Ward
900th	4-3	NY Islanders	10/25/08	Chad LaRose	Cam Ward
1,000th	6-4	Toronto*	1/24/11	Jeff Skinner	Cam Ward
1,100th	3-0	Florida	3/27/14	Jiri Tlusty	Anton Khudobin
1,200th	4-3	Florida	3/21/17	Jeff Skinner	Cam Ward
1,300th	4-2	Chicago	11/19/19	Nino Niederreiter	Petr Mrazek

*Indicates home game

NHL DRAFT HISTORY

1979 ENTRY DRAFT (6 ROUNDS)

General Manager: Jack Kelley | Player Personnel Director: Bill Dineen

ROUND/OVERALL/PLAYER	POS	TEAM
1 18 Allison, Ray	RW	Brandon (WHL)
2 39 Smith, Stuart	D	Peterborough (OHL)
3 60 Nachbaur, Don	LW	Billings (WHL)
4 81 Neufeld, Ray	RW	Edmonton (WHL)
5 102 Renaud, Mark	D	Niagara (OHL)
6 123 McDonald, Dave	LW	Brandon (WHL)

1980 ENTRY DRAFT (10 ROUNDS)

General Manager: Jack Kelley | Player Personnel Director: Bill Dineen

ROUND/OVERALL/PLAYER	POS	TEAM
1 8 Arthur, Fred	D	Cornwall (QMJHL)
2 29 Galarneau, Michel	C	Hull (QMJHL)
3 50 Volcan, Mickey	D	North Dakota (WCHA)
4 71 McClelland, Kevin	RW	Niagara (OHL)
5 92 Jensen, Darren	G	North Dakota (WCHA)
6 113 Cerri, Mario	C	Ottawa (OHL)
7 134 Martin, Mike	D	Sudbury (OHL)
8 155 Denat, Brent	LW	Michigan Tech (WCHA)
9 176 Fricker, Paul	G	Michigan (WCHA)
10 197 Bokshowan, Lorne	C	Saskatoon (WHL)

1981 ENTRY DRAFT (10 ROUNDS)

General Manager: Larry Pleau | Player Personnel Director: Bill Dineen

ROUND/OVERALL/PLAYER	POS	TEAM
1 4 Francis, Ron	C	Sault Ste. Marie (OHL)
2 25		Traded to CHI (Kevin Griffen) in Mike Veisor trade.
3 46		Traded to MTL (Dieter Hegen) in Rick Meagher trade.
3* 61 McDermid, Paul	C	Windsor (OHL)
		Acquired pick from MTL in Rick Meagher trade.
4 67 Hoffman, Mike	LW	Brantford (OHL)
5 88		Traded to MTL (Steve Rooney) in Rick Meagher trade.
5* 93 Maguire, Bill	D	Niagara (OHL)
		Acquired pick from NYR in Nick Fotiu trade.
6 109		Traded to PIT (Paul Edwards) in Gilles Lupien trade.
7 130 Mokusak, John	D	Victoria (WHL)
8 151 Dore, Dennis	RW	Chicoutimi (QMJHL)
9 172 Poeschl, Jeff	G	N. Michigan (CCHA)
10 193 Power, Larry	C	Kitchener 'B' (OPJHL)

1982 ENTRY DRAFT (12 ROUNDS)

General Manager: Larry Pleau | Player Personnel Director: Bill Dineen

ROUND/OVERALL/PLAYER	POS	TEAM
1 4		Traded to PHI (Ron Sutter) in Rick MacLeish trade.
1* 14 Lawless, Paul	LW	Windsor (OHL)
		Pick acquired from PHI in Rick MacLeish trade.
2 25		Traded to PHI in Norm Barnes trade.
		Later transferred to TOR (Peter Ihnacek).
2* 35 Paterson, Mark	D	Ottawa (OHL)
		Pick acquired from PHI in Rick MacLeish trade.
3 46		Traded to PHI (Miroslav Dvorak) in Rick MacLeish trade.
3* 56 Dineen, Kevin	RW	Denver (WCHA)
		Pick acquired from PHI in Rick MacLeish trade.
4 67 Samuelsson, Ulf	D	Leksands (Sweden)
5 88 Ferraro, Ray	C	Penticton 'B' (BCJHL)
6 109 Gilhen, Randy	LW	Winnipeg (WHL)
7 130 Johannson, Jim	C	Rochester May H.S.
8 151 Krampotich, Mickey	C	Hibbing H.S.
9 172 Skilliter, Kevin	D	Cornwall (OHL)
10 193		Traded to NYR (Simo Saarinen) in Chris Kotsopoulos trade.
11 214 Linse, Martin	C	Djurgardesn (Sweden)
12 234 Cameron, Randy	D	Winnipeg (WHL)

1983 ENTRY DRAFT (12 ROUNDS)

General Manager: Emile Francis | Player Personnel Director: Steve Brklacich

ROUND/OVERALL/PLAYER	POS	TEAM
1 2 Turgeon, Sylvain	LW	Hull (QMJHL)
1* 20 Jensen, David A.	C	Lawrence Academy
		Pick acquired from PHI in Mark Howe trade.
2 23 Siren, Ville	D	Ilves (Finland)
3 44		Traded to PHI in Mark Howe trade.
3* 62 Karlsson, Leif	D	Mora (Sweden)
		Pick acquired from EDM
4 65 MacLean, Dave	RW	Belleville (OHL)
4* 72 Chykowski, Ron	C	St. Albert (AJHL)
		Pick acquired from QUE in John Garrett trade.
5 86		Traded to NYI (Bob Caulfield) in Gary Howatt trade.
6 107 Johnson, Brian	D	Silver Bay H.S.
7 128 Reekie, Joe	D	North Bay (OHL)
8* 148 DuPerron, Chris	D	Chicoutimi (QMJHL)
8 149 Falle, James	G	Clarkson (ECAC)
		Pick acquired from PIT in Rick MacLeish trade.
9 170 Fordy, Bill	LW	Guelph (OHL)
10 191		Traded to TOR (Greg Rolston) in Paul Marshall trade.
10* 201 Karlsson, Reine	LW	Sodertalje (Sweden)
		Pick acquired from NYR in Rob McClanahan trade.
11 212 Acton, Allan	LW	Saskatoon (WHL)
12 233 Kaminski, Darcy	D	Lethbridge (WHL)

1984 ENTRY DRAFT (12 ROUNDS)

General Manager: Emile Francis | Player Personnel Director: Steve Brklacich

ROUND/OVERALL/PLAYER	POS	TEAM
1 5		Traded to MTL (Peter Svoboda) in Pierre Larouche trade.
1* 11 Cote, Sylvain	D	Quebec (QMJHL)
		Pick acquired from MTL in Pierre Larouche trade.
2 26		Traded to MTL in Pierre Larouche trade. Later transferred to STL (Brian Benning).
3 47		Traded to PHI (John Stevens).
4 68		Traded to WIN (Chris Mills) in Norm Dupont trade.
5 89		Traded to MIN (Jiri Poner) in Mark Johnson trade.
6 110 Millar, Mike	RW	Brantford (OHL)
7 131 Vellucci, Mike	D	Belleville (OHL)
8 152		Traded to DET (Lars Karlsson) in Brad Shaw trade.
9 173 Devereaux, John	C	Scituate H.S.
10 193 Regan, Brent	RW	St. Albert Jr. Saints (AJHL)
11 214 Culhane, Jim	D	W Michigan (CCHA)
12 234 Abric, Peter	G	North Bay (OHL)

1985 ENTRY DRAFT (12 ROUNDS)

General Manager: Emile Francis | Player Personnel Director: Steve Brklacich

ROUND/OVERALL/PLAYER	POS	TEAM
1 5 Murzyn, Dana	D	Calgary (WHL)
2 26 Whitmore, Kay	G	Peterborough (OHL)
3 47		Traded to MTL (Rocky Dundas) in Pierre Larouche trade.
3 58		Acquired pick from MTL in Pierre Larouche trade.
		Traded to PIT (Bruce Racine) in Greg Malone trade.
4 68 Callahan, Gary	C	Belleville (OHL)
5 89		Traded to NYI (Tommy Hedlund) in Steve Stoyanovich trade.
6 110 Churla, Shane	RW	Medicine Hat (WHL)
7 131 Brant, Chris	LW	Sault Ste. Marie (OHL)
8 152 Puhalsky, Brian	LW	Notre Dame H.S.
9 173 Dornbach, Greg	C	Miami (OH) (CCHA)
10 194 Tory, Paul	C	University Ill-Chicago(CCHA)
11 215 Palvoski, Jerry	D	Harvard (ECAC)
12 236 Hill, Bruce	LW	Denver (WCHA)

1986 ENTRY DRAFT (12 ROUNDS)

General Manager: Emile Francis | Player Personnel Director: Steve Brklacich

ROUND/OVERALL/PLAYER	POS	TEAM
1 11 Young, Scott	RW	Boston Univs. (Hockey East)
2 32 Laforge, Marc	D	Kingston (OHL)
3 53 <i>Traded to NYR (Shawn Clouston) in Steve Weeks trade.</i>		
4 74 Chapman, Brian	D	Belleville (OHL)
5 95 Horn, Bill	G	W. Michigan (CCHA)
6 116 Quinn, Joe	RW	Calgary (WHL)
7 137 Torrel, Steve	C	Hibbing H.S.
8 158 Hoover, Ron	C	W. Michigan (CCHA)
9 179 Glasgow, Robert	RW	Sherwood Park H.S.
10 200 Evoy, Sean	G	Cornwall (OHL)
11 221 Brown, Cal	D	Penticton H.S.
12 242 Verbeek, Brian	C	Kingston (OHL)

1987 ENTRY DRAFT (12 ROUNDS)

General Manager: Emile Francis | Player Personnel Director: Steve Brklacich

ROUND/OVERALL/PLAYER	POS	TEAM
1 18 Hull, Jody	RW	Peterborough (OHL)
2 39 Burt, Adam	D	North Bay (OHL)
3 60 <i>Traded to CHI (Mike Dagenais) in Bill Gardner trade.</i>		
4 81 Yake, Terry	C	Brandon (WHL)
5 102 Rousseau, Marc	D	Denver (WCHA)
6 123 St. Cyr, Jeff	D	Michigan Tech (WCHA)
7 144 Wolf, Greg	D	Buffalo Regal Midget
8 165 Moore, John	C	Yale University (ECAC)
9 186 Day, Joe	LW	St. Lawrence (ECAC)
10 207 <i>Traded to STL (Andy Cesarski) in Pat Hughes trade.</i>		
11 228 Sullivan, Kevin	RW	Princeton (ECAC)
12 249 Laurin, Steve	G	Dartmouth (ECAC)

1988 ENTRY DRAFT (12 ROUNDS)

General Manager: Emile Francis | Player Personnel Director: Steve Brklacich

ROUND/OVERALL/PLAYER	POS	TEAM
1 11 Govedaris, Chris	LW	Toronto (OHL)
2 32 Richter, Barry	D	Culver Academy
3 53 <i>Traded to EDM (Trevor Sim) in Dave Semenko trade.</i>		
4 74 Dyer, Dean	C	Lake Superior (CCHA)
5 95 Morrow, Scott	LW	Norwood Prep
6 116 Beaulieu, Corey	D	Seattle (WHL)
7 137 Russell, Kerry	RW	Michigan State (CCHA)
8 158 Burke, Jim	D	U. Maine (Hockey East)
9 179 Hirth, Mark	C	Michigan State (CCHA)
10 200 Bucsis, Wayde	RW	Prince Albert
11 221 White, Bob	D	St. Lawrence (ECAC)
12 242 Slatalla, Dan	LW	Deerfield Academy

1989 ENTRY DRAFT (12 ROUNDS)

General Manager: Ed Johnston | Player Personnel Director: Ken Schinkel

ROUND/OVERALL/PLAYER	POS	TEAM
1 10 Holik, Robert	C	Jihlava (Czech)
2 31 <i>Traded to STL (Rick Corriveau) in Charles Bourgeois trade.</i>		
3 52 Atcheynum, Blair	RW	Moose Jaw (WHL)
4 73 McKenzie, Jim	LW	Victoria (WHL)
5 94 Black, James	C	Portland (WHL)
6 115 Bechard, Jerome	LW	Moose Jaw (WHL)
7 136 Daniels, Scott	LW	Regina (OHL)
8 157 Saumirer, Ray	RW	Trois-Rivieres (QMJHL)
9 178 Picard, Michel	LW	Trois-Rivieres (QMJHL)
10 199 Buchanan, Trevor	LW	Kamloops (WHL)
11 220 Battice, John	D	London (OHL)
12 241 Kasowski, Peter	C	Swift Current (WHL)

1990 ENTRY DRAFT (12 ROUNDS)

General Manager: Ed Johnston | Player Personnel Director: Ken Schinkel

ROUND/OVERALL/PLAYER	POS	TEAM
1 15 Greig, Mark	RW	Lethbridge (WHL)
2 36 Sanderson, Geoff	LW	Swift Current (WHL)
3 57 Lenarduzzi, Mike	G	Sault Ste. Marie (OHL)
4 78 Bright, Chris	C	Moose Jaw (OHL)
5 99 <i>Traded to NYR (Lubos Rob) in Brian Lawton trade.</i>		
6 120 Keenan, Cory	D	Kitchener (OHL)
7 141 Baca, Jergus	D	Kosice (Czech)
8 162 D'Orsonnens, Martin	D	Clarkson (ECAC)
9 183 Osmak, Corey	C	Nippiwan Tier II
10 204 Knutsen, Espen	C	Valerengen (Norway)
11 225 Erikson, Tommie	D	Prince Albert (WHL)
12 246 Chalifoux, Denis	C	Laval (QMJHL)

1991 ENTRY DRAFT (12 ROUNDS)

General Manager: Ed Johnston | Player Personnel Director: Ken Schinkel

ROUND/OVERALL/PLAYER	POS	TEAM
1 9 Poulin, Patrick	LW	St. Hyacinthe (QMJHL)
2 31 Hamrlik, Martin	D	TJ Zin (Czech)
3 53 Hall, Todd	D	Hamden H.S.
3* 59 Nylander, Michael	C	Aik Solna (Sweden)
<i>Pick acquired from NYR in Carey Wilson trade.</i>		
4 75 Storm, Jim	LW	Michigan Tech (WCHA)
5 97 <i>Traded to MIN (Mike Kennedy) at draft for future considerations. MIN later sent Jukka Suomalainen.</i>		
6 119 Harding, Mike	RW	Northern Mich. (CCHA)
7 141 Mueller, Brian	D	Clarkson (ECAC)
8 163 Yule, Steve	D	Kamloops (WHL)
9 185 Belanger, Chris	D	Western Mich. (CCHA)
10 207 Currie, Jason	G	Clarkson (ECAC)
11 229 Santonelli, Mike	C	Matignon H.S.
12 251 Peters, Rob		

1992 ENTRY DRAFT (11 ROUNDS)

General Manager: Brian Burke | Player Personnel Director: Kevin Maxwell

ROUND/OVERALL/PLAYER	POS	TEAM
1 9 Petrovicky, Robert	C	Dukla Trencin (Czech)
2 33 <i>Traded to MTL (Valeri Bure) in Andrew Cassels trade.</i>		
2* 47 Nikolishin, Andrei	LW	Dynamo Moscow
<i>Pick acquired from WSH in Sylvain Cote trade.</i>		
3 57 Vopat, Jan	D	Litvinov
4* 79 Smyth, Kevin	LW	Moose Jaw (WHL)
<i>Pick acquired from PHI for Kevin Dineen trade.</i>		
4 81 McBain, Jason	D	Portland (WHL)
5 105 <i>Traded to NYI (Ryan Duthie) in Marc Bergevin trade.</i>		
6 129 <i>Traded to CGY (Joel Bouchard) in Paul Fenton trade.</i>		
6* 143 Reid, Jarret	C	Sault Ste. Marie (OHL)
<i>Pick acquired from WSH in Dave Tippett trade.</i>		
7 153 Belanger, Ken	LW	Ottawa (OHL)
8 177 Korotkov, Konstatin	C	Spartak
9 201 Zwakman, Greg	D	Edina
10 225 Halko, Steve	D	Thornhill Jr. A
11 249 Esbjors, Joacim	D	Vastra Frolunda

1993 ENTRY DRAFT (11 ROUNDS)

General Manager: Brian Burke | Player Personnel Director: Kevin Maxwell

ROUND/OVERALL/PLAYER	POS	TEAM
1* 2 Pronger, Chris	D	Peterborough (OHL)
<i>Pick acquired from SJ for a first, second, and third picks in 1993 Draft and future considerations (Sergei Makarov).</i>		
1 6 <i>Traded to SJ (Victor Kozlov) in Chris Pronger trade.</i>		
2 32 <i>Traded to NJ (Jay Pandolfo) in Sean Burke trade.</i>		
2* 45 <i>Pick acquired from TOR in John Cullen trade. Traded to SJ (Vlastimil Kroupa) in Chris Pronger trade.</i>		
3 58 <i>Traded to SJ (Ville Peltonen) in Chris Pronger trade.</i>		
3* 72 Malik, Marek	D	Vitkovice
<i>Pick acquired from VAN in Murray Craven trade.</i>		
4 84 Roenick, Trevor	RW	Boston Jr. Bruins
5 110 <i>Traded to VAN (Scott Walker) in Murry Craven trade.</i>		
5* 115 Pratt, Nolan	D	Portland (WHL)
<i>Pick acquired from VAN in Kay Whitmore trade.</i>		
6 136 <i>Traded to MIN (Rick Mrozik) in Allen Pedersen trade.</i>		
7 162 <i>Traded to NYR (Sergei Kondrashkin) in Tim Kerr trade.</i>		
8 188 Legace, Manny	G	Niagara (OHL)
9 214 Gorenko, Dimitri	LW	CSKA
10 240 Swinson, Wes	D	Kitchener (OHL)
11 266 Chibiryev, Igor	LW	Fort Wayne (IHL)

NHL DRAFT HISTORY

1994 ENTRY DRAFT (11 ROUNDS)

General Manager: Jim Rutherford | Player Personnel Director: Bruce Haralson

ROUND/OVERALL/PLAYER	POS	TEAM
1 5 O'Neill, Jeff	C	Guelph (OHL)
2 31		Traded to FLA (Jason Podollan) in Chris Pronger trade.
3 57		Traded to PIT (Sven Butenschon) in Frank Pieterangelo trade.
4 83 Domenichelli, Hnat	LW	Kamloops (WHL)
5 109		Risidore, Ryan D Guelph (OHL)
6 135		Traded to NYR (Yuri Litvinov) in Darren Turcotte trade.
7 161		Traded to PIT (Serge Aubin) in Frank Pieterangelo trade.
8 187		Buckley, Tom C St. Joseph H.S.
9 213		Halfnight, Ashlin D Harvard (ECAC)
9* 230		Ball, Matt RW Detroit (OHL)
		Pick acquired from TOR in Ken Belanger trade.
10 239		Regan, Brian G Westminster
11 265		Nimigon, Steve LW Niagra (OHL)

1995 ENTRY DRAFT (9 ROUNDS)

General Manager: Jim Rutherford | Player Personnel Director: Sheldon Ferguson

ROUND/OVERALL/PLAYER	POS	TEAM
1 9		Traded to BOS (Kyle McLaren) in Glen Wesley trade.
1* 13 Giguere, J.S.	G	Halifax (QMJHL)
		Pick acquired from NYR in Pat Verbeek trade.
2 35		Fedotov, Sergei D Dynamo Moscow
3 61		Traded to CHI in Jocelyn Lemieux trade. Pick transferred to VAN (Larry Courville).
4* 85		MacNeil, Ian C Oshawa (OHL)
		Pick acquired from LA in Jan. Vopat trade.
4 87 Kapanen, Sami	LW	HIFK Helsinki
5 113		Hamilton, Hugh D Spokane (WHL)
6 139		Traded to TOR (Doug Bonner) in Ted Crowley trade.
7 165		Ritchie, Byron LW Lethbridge (WHL)
8 191		Kostolny, Milan RW Detroit (OHL)
9 217		Rucinski, Mike D Detroit (OHL)

1996 ENTRY DRAFT (9 ROUNDS)

General Manager: Jim Rutherford | Player Personnel Director: Sheldon Ferguson

ROUND/OVERALL/PLAYER	POS	TEAM
1 8		Traded to BOS (Johnathan Aitken) in Glen Wesley trade.
2 34		Wasylyuk, Trevor LW Medicine Hat (WHL)
3 61		Petrinin, Andrei LW CSKA Moscow
4 88 MacDonald, Craig	C	Harvard (ECAC)
4* 104		Wasylo, Steve C Detroit (OHL)
		Pick acquired from NYR in Pat Verbeek trade.
5 116		McMahon, Mark D Kitchener (OHL)
6 143		Baker, Aaron G Tri-City (WHL)
7 171		Kuznik, Greg D Seattle (WHL)
8 197		March, Kevin LW Calgary (WHL)
9 223		Adams, Craig RW Harvard (ECAC)
9* 231		Rakhmatullin, Ashkat LW
		Pick acquired from TB in Jeff Reese trade.

1997 ENTRY DRAFT (9 ROUNDS)

General Manager: Jim Rutherford | Player Personnel Director: Sheldon Ferguson

ROUND/OVERALL/PLAYER	POS	TEAM
1 8		Traded to BOS (Sergei Samsonov) in Glen Wesley trade.
1* 22		Tselios, Nikos D Belleville (OHL)
		Pick acquired from DET in Brendan Shanahan trade.
1* 23		Pick acquired from PHI in Paul Coffey trade. Traded to SJ (Scott Hannan) for 1997 second round pick (Brad DeFauw) and 1998 third round pick.
2* 28		Defauw, Brad LW North Dakota (WCHCA)
		Pick acquired from SJ in draft day position swap at 1997 NHL Draft.
2* 51		Pick acquired from NJ in Jocelyn Lemieux trade. Traded to CGY in Steve Chiasson trade.
2 34		Pick traded to VAN (Ryan Bonni) in Jeff Brown trade.
3 62		Traded to PHI (Kris Mallette) in Paul Coffey trade.
3* 80		Lessard, Francis D Val D'Or (QMJHL)
		Pick acquired from CGY in Hnat Domenichelli trade.
		CGY had acquired the pick from COL.
4 88		Willis, Shane RW Lethbridge (WHL)
5 115		Traded to NYI (Adam Edinger) in Derek King trade.
6 142		Dafoe, Kyle D Owen Sound (OHL)
7 169		Merrick, Andrew C Michigan (WCHA)
		Pick traded to PHI in Kevin Dineen trade. Pick reacquired from PHI in Paul Coffey trade.
8* 195		Nordgren, Niklas LW Modo Ornskoldsvik
		NHL Compensatory pick for Scott Daniels signing by PHI.
8 199		Fitzgerald, Randy D Detroit (OHL)
9 225		McDonnell, Kent C Guelph (OHL)

1998 ENTRY DRAFT (9 ROUNDS)

General Manager: Jim Rutherford | Player Personnel Director: Sheldon Ferguson

ROUND/OVERALL/PLAYER	POS	TEAM
1 11		Jeff Heerema RW Sarnia (OHL)
2 39		Traded to New Jersey (later traded to Dallas-Stars selected John Erskine) in Jeff Brown trade.
3 70		Kevin Holdridge D Plymouth (OHL)
		Pick acquired from San Jose in draft pick trade of 1997
3* 62		Pick acquired from Vancouver in Jeff Brown trade.
		Pick traded to Calgary in Steve Chiasson trade (Paul Manning).
3* 71		Erik Cole LW Clarkson (ECAC)
4* 91		Josef Vasicek C Slavia Praha Jr (Czech Jr.)
		Pick acquired from Anaheim in Mark Janssens trade.
4* 93		Tommy Westlund RW Sweden
		Pick acquired from the New York Rangers in Jason Muzzatti trade.
4 97		Chris Madden G Guelph (OHL)
5 126		Traded to Chicago (later traded to Toronto-Leafs select Morgan Warren) in Enrico Ciccone trade.
6 157		Traded to St. Louis (Brad Voht) in Steve Leach trade.
7 184		Donald Smith C Clarkson (ECAC)
8* 208		Jaroslav Svoboda RW Czech.
		Pick acquired from Toronto in Kelly Chase trade.
8 211		Mark Kosick C Michigan (CCHA)
9 239		Brent McDonald C Red Deer (WHL)

1999 ENTRY DRAFT (9 ROUNDS)

General Manager: Jim Rutherford | Player Personnel Director: Sheldon Ferguson

ROUND/OVERALL/PLAYER	POS	TEAM
1 16		David Tanabe D Wisconsin (WCHA)
2 49		Bret Lysak C Regina (WHL)
3 84		Brad Fast D Prince George (BCJHL)
4 113		Ryan Murphy LW Bowling Green (CCHA)
4* 121		Pick acquired from Toronto in Jeff Brown trade. Pick traded to Nashville in Eric Fichaud trade (Yevgeny Pavlov).
5 142		Pick traded to Colorado in Randy Petruk trade. Colorado selected William Magnuson.
6 174		Damian Surma LW Plymouth (OHL)
7 202		Jim Baxter D Oshawa (OHL)
8 231		David Evans RW Clarkson (ECAC)
8 237		Antti Jokela G Finland
		Pick acquired from Philadelphia in Francis Lessard trade.
9 259		Yauheni Kurylin C Belarus

2000 ENTRY DRAFT (9 ROUNDS)

General Manager: Jim Rutherford | Player Personnel Director: Sheldon Ferguson

ROUND/OVERALL/PLAYER	POS	TEAM
1 14		<i>Pick traded to Colorado in Sandis Ozolinsh trade (Vaclav Nedorost).</i>
2* 32	LW	Tomas Kurka Plymouth (OHL)
		<i>Pick acquired from Colorado in Sandis Ozolinsh trade</i>
2 47		<i>Pick traded to Colorado in Sandis Ozolinsh trade (Jared Aulin).</i>
2* 63		<i>Pick acquired from Philadelphia in Rod Brind'Amour trade.</i>
		<i>Pick traded to Colorado in Sandis Ozolinsh trade (Argis Saviels).</i>
3 80	LW	Ryan Bayda North Dakota (WCHA)
4* 90	D	Niclas Wallin Brynas Gavle (Sweden)
		<i>Pick acquired from Atlanta in draft day trade.</i>
4* 108		<i>Pick acquired from Anaheim in Dave Karpa trade. Pick traded to Atlanta in draft day trade (Blake Robson).</i>
4 110	D	Jared Newman Plymouth (OHL)
5* 147		<i>Pick acquired as compensation for Ray Sheppard. Pick traded to Atlanta in draft day trade (Matt McRae).</i>
5* 148		<i>Pick traded to Philadelphia in Rod Brind'Amour trade. Pick later traded to NY Islanders in Gino Odjick trade. (Kristofer Ottoson).</i>
6 181	D	Justin Forrest US National U-18.
7 212	F	Magnus Kahnberg Frolunda (Sweden)
8* 235	G	Craig Kowalski Compuware (NAHL)
		<i>Compensatory pick for Kevin Dineen.</i>
8 244		<i>Pick traded to Atlanta in draft day trade (Eric Bowen).</i>
9 276	C	Troy Ferguson Michigan State (CCHA)

2001 ENTRY DRAFT (9 ROUNDS)

General Manager: Jim Rutherford | Player Personnel Director: Sheldon Ferguson

ROUND/OVERALL/PLAYER	POS	TEAM
1 15	D	Igor Knyazev Spartak (KHL)
2 46	C	Michael Zigomanis Kingston (OHL)
3* 79		<i>Pick traded to the Minnesota Wild in the Scott Pellerin trade. Pick later traded to the NY Rangers (Garth Murray).</i>
3* 91	F	Kevin Estrada Chilliwack (BCJHL)
		<i>Compensatory pick for Gary Roberts.</i>
4* 110	G	Rob Zepp Plymouth (OHL)
		<i>Pick acquired from Philadelphia for a third-round pick in 2002.</i>
4* 113		<i>Pick traded to NY Rangers in Rob DiMaio, Darren Langdon trade (Bryce Lampman).</i>
5* 149		<i>Pick traded to Colorado in Chris Dingman trade (Mikko Viitanen).</i>
6 181	G	Daniel Boisclair Cape Breton (QMJHL)
7 211	D	Sean Curry Tri-City (WHL)
8 244	D	Carter Trevisani Ottawa (OHL)
9 274	D	Peter Reynolds North Bay (OHL)

2002 ENTRY DRAFT (9 ROUNDS)

General Manager: Jim Rutherford | Player Personnel Director: Sheldon Ferguson

ROUND/OVERALL/PLAYER	POS	TEAM
1 25	G	Cam Ward Red Deer (WHL)
2 58		<i>Pick traded to Detroit in Aaron Ward trade (Jiri Hudler).</i>
3* 91	D	Jesse Lane Hull (QMJHL)
		<i>Pick traded to Philadelphia for a fourth-round pick in 2001 (Rob Zepp). Re-acquired by Carolina for a sixth-round pick in 2002 and a third-round pick in 2003.</i>
4* 124		<i>Pick traded to St. Louis in the Sean Hill deal. Later traded to Atlanta (Lane Manson).</i>
5* 155		<i>Pick acquired as compensation for Scott Pellerin. Pick traded to Minnesota (Armands Berzins).</i>
5 160	G	Daniel Manzato Victoriaville (QMJHL)
6* 174		<i>Pick acquired as compensation for Rob DiMaio. Pick traded to Tampa Bay (Karri Akkanen) for a fourth-round pick in 2003.</i>
6* 192		<i>Pick traded to Philadelphia (Nikita Korovkin) along with third-round pick in 2003 for a third-round pick in 2002.</i>
7 224	C	Adam Taylor Kootenay (WHL)
8* 255		<i>Pick traded to Tampa Bay (Ryan Craig) for a fourth-round pick in 2003.</i>
8* 256		<i>Pick acquired from Philadelphia. Pick traded to Tampa Bay (Darren Reid) for a fourth-round pick in 2003.</i>
9 286		<i>Pick traded to Tampa Bay (Alexei Glukhov) for a fourth-round pick in 2003.</i>

2003 ENTRY DRAFT (9 ROUNDS)

General Manager: Jim Rutherford | Player Personnel Director: Sheldon Ferguson

ROUND/OVERALL/PLAYER	POS	TEAM
1 2	C	Eric Staal Peterborough (OHL)
2 31	D	Danny Richmond Michigan (CCHA)
3* 69		<i>Pick traded to Philadelphia (Colin Fraser) along with Carolina's sixth-round pick in 2002 (Nikita Korovkin) in exchange for Carolina's 2002 third-round pick (Jesse Lane), which was previously traded to Philadelphia.</i>
4 102	D	Aaron Dawson Peterborough (OHL)
4* 126	G	Kevin Nastiuk Medicine Hat (WHL)
		<i>Pick acquired from Toronto in exchange for Tom Barrasso.</i>
4* 130	D	Matej Trojovskiy Regina (WHL)
		<i>Pick acquired from Tampa Bay in exchange for the Hurricanes' sixth-round pick, two eighth-round picks and ninth-round pick in the 2002 NHL Entry Draft.</i>
5* 137	D	Tyson Strachan Vernon (BCJHL)
		<i>Pick acquired as compensation for Martin Gelinas</i>
5 138		<i>Pick traded to Columbus (Arsi Piispanen) along with Carolina's sixth-round pick in 2003 in exchange for a fourth-round pick in the 2004 NHL Entry Draft.</i>
6 168		<i>Pick traded to Columbus (Lukas Bolf) along with Carolina's fifth-round pick in 2003 in exchange for a fourth-round pick in the 2004 NHL Entry Draft.</i>
7 198	LW	Shay Stephenson Red Deer (WHL)
8 230	C	Jamie Hoffmann Des Moines (USHL)
9 262	C	Ryan Rorabeck Tor. St. Michael's (OHL)

2004 ENTRY DRAFT (9 ROUNDS)

General Manager: Jim Rutherford | Player Personnel Director: Sheldon Ferguson

ROUND/OVERALL/PLAYER	POS	TEAM
1* 4	L	Andrew Ladd Calgary (WHL)
		<i>Pick acquired from Columbus in exchange for Carolina's first-round pick in 2004 and a second-round pick in 2004.</i>
1* 8		<i>Pick traded to Columbus (Alexandre Picard) in draft-day trade.</i>
2 38	G	Justin Peters Tor. St. Michael's (OHL)
2* 59		<i>Pick traded to Columbus (Kyle Wharton) in draft-day trade. Was acquired from Toronto in exchange for Glen Wesley in March 2003.</i>
3* 69	D	Casey Borer St. Cloud St. (WCHA)
		<i>Pick acquired from Colorado in Bob Boughner trade. Colorado acquired pick from Washington along with Steve Konowalchuk in exchange for Bates Battaglia and Jonas Johansson.</i>
3 74		<i>Pick traded to Anaheim (Kyle Klubertanz) in Martin Gerber trade.</i>
4 106		<i>Pick traded to Atlanta (Chad Painchaud) in exchange for Atlanta's third-round pick in 2005.</i>
4* 109	D	Brett Carson Calgary (WHL)
		<i>Pick acquired from Atlanta in exchange for Janie Hurme.</i>
4* 121		<i>Pick traded to Calgary (Kristopher Hogg) for Bob Boughner. Pick originally acquired from Columbus in a 2003 draft-day trade. Columbus had previously acquired the pick from New Jersey.</i>
5 137	G	Magnus Akerlund HV 71 Jr. (Sweden Jr.)
6 171		<i>Traded to Philadelphia (Frederik Cabana) in Marty Murray trade.</i>
7 202	D	Ryan Potttruff London (OHL)
8 235	RW	Jonas Fiedler Plymouth (OHL)
9 268	D	Martin Vagner Gatineau (QMJHL)

NHL DRAFT HISTORY

2005 ENTRY DRAFT (7 ROUNDS)

General Manager: Jim Rutherford | Player Personnel Director: Sheldon Ferguson

ROUND/OVERALL/PLAYER	POS	TEAM
1 3 Jack Johnson	D	US National U-18 (USA)
2 58 Nathan Hagemo	D	Univs. of Minnesota (WCHA)
3 64 Joe Barnes	C	Saskatoon (WHL)
3* 69	Pick acquired from Atlanta in exchange for the 106th pick in 2004. Traded to Calgary (Gord Baldwin) in exchange for Mike Commodore.	
3* 78	Pick acquired from Phoenix as part of trade for Danny Markov. Later traded to Nashville in exchange for Andrew Hutchinson.	
4* 94 Jakub Vojta	D	Sparta Jr. (Czech Jr.)
4* 101	Pick acquired from Dallas in exchange for Jaroslav Svoboda. Pick acquired from Toronto for Ron Francis. Later traded to Columbus for Derrick Walser and a fourth-round pick in 2006.	
4 123 Ondrej Otcenas	LW	Trencin Jr. (Slovakia Jr.)
5* 128	Pick sent to Calgary (Kevin Lalonde) since Colorado re-signed Bob Boughner. Carolina received Colorado's 2005 fifth-round pick in return as part of the Boughner-Chris Bahen trade.	
5* 145 Timothy Kunes	D	N.E. JR. Falcons (EJHL)
5* 159 Risto Korhonen	D	Karpat Jr. (Finland Jr.)
6 192 Nicolas Blanchard	LW	Chicoutimi (QMJHL)
7 198 Kyle Lawson	D	US National U-18 (USA)

2006 ENTRY DRAFT (7 ROUNDS)

General Manager: Jim Rutherford | Player Personnel Director: Sheldon Ferguson

ROUND/OVERALL/PLAYER	POS	TEAM
1* 30	Pick traded to St. Louis in the Doug Weight trade (January 30, 2006) and later traded to New Jersey (Matthew Cormente)	
2 63 Jamie McBain	D	U.S. National U-18 (USA)
3 93 Harrison Reed	RW	Sarnia (OHL)
4* 99	Pick acquired from Columbus as part of a 2005 draft-day trade. Pick traded to Chicago as part of trade for Anton Babchuk. Chicago traded the pick to Toronto and Toronto selected James Reimer.	
4* 106	Pick acquired from Toronto on draft day 2005 in exchange for Jeff O'Neill and later traded to St. Louis, January 30, 2006 (Reto Berra).	
4 123 Bobby Hughes	C	Kingston (OHL)
5 153 Stefan Chaput	C	Lewiston (QMJHL)
6 183 Nick Dodge	RW	Clarkson (ECAC)
7 213 Justin Krueger	D	Penticton (BCHL)

2007 ENTRY DRAFT (7 ROUNDS)

General Manager: Jim Rutherford | Player Personnel Director: Sheldon Ferguson

ROUND/OVERALL/PLAYER	POS	TEAM
1 11 Brandon Sutter	C/RW	Red Deer (WHL)
2* 41	Pick traded to Pittsburgh in Mark Recchi trade (March 9, 2006). Later traded to San Jose and later traded to Philadelphia. Philadelphia selected Kevin Marshall.	
3 72 Drayson Bowman	C/LW	Spokane (WHL)
4* 96	Pick acquired from Chicago in Anton Babchuk trade (January 20, 2007). Later traded to St. Louis in Doug Weight trade. St. Louis selected Cade Fairchild.	
4 102 Justin McCrae	C	Saskatoon (WHL)
5 132 Chris Terry	LW	Plymouth (OHL)
6 162 Brett Bellemore	D	Plymouth (OHL)
7* 192	Pick traded to Montreal in Michael Leighton trade (June 23, 2007). Montreal selected Scott Kishel.	

2008 ENTRY DRAFT (7 ROUNDS)

General Manager: Jim Rutherford | Player Personnel Director: Tony MacDonald

ROUND/OVERALL/PLAYER	POS	TEAM
1 14 Zach Boychuk	C	Lethbridge (WHL)
2 45 Zac Dalpe	C/RW	Penticton (BCHL)
3* 75	Pick traded to NY Rangers in Matt Cullen trade (July 17, 2007). Rangers selected C Evgeny Grachevs.	
4 105 Michal Jordan	D	Plymouth (OHL)
5* 135	Pick traded to Columbus in Anson Carter trade (February 23, 2007). Blue Jackets selected RW Tomas Kubalik.	
6 165 Mike Murphy	G	Belleville (OHL)
7 195 Samuel Morneau	LW	Baie-Comeau (QMJHL)

2009 ENTRY DRAFT (7 ROUNDS)

General Manager: Jim Rutherford | Player Personnel Director: Tony MacDonald

ROUND/OVERALL/PLAYER	POS	TEAM
1 27 Philippe Paradis	C	Shawinigan (QMJHL)
2* 51 Brian Dumoulin	D	Jr. Monarchs (EJHL)
2* 58	Originally Calgary's pick. Acquired from Los Angeles along with Patrick O'Sullivan for Justin Williams, March 4, 2009. Pick traded to Edmonton in trade for Erik Cole. Edmonton traded pick to Buffalo for Ales Kotalik. Buffalo traded pick to Toronto for Dominic Moore. All trades occurred on March 4, 2009. Toronto selected Jesse Blacker.	
3 88 Mattias Lindstrom	LW	Skelleftea (Sweden)
4* 118	Pick traded to Tampa Bay along with Wade Brookbank and Josef Melichar for Jussi Jokinen (February 7, 2009). Tampa Bay traded pick to Toronto (March 4, 2009). Toronto forfeited pick as part of a penalty for violating the CBA in relation to free agent Jonas Frogren (July 4, 2008). The pick was skipped.	
5* 131 Matt Kennedy	RW	Guelph (OHL)
5* 148	Pick acquired from Edmonton in Erik Cole trade (March 4, 2009). Pick traded to Nashville for rights to Darcy Hordichuk (June 19, 2008). Nashville traded the pick to Tampa Bay for a fifth-round pick in 2010. Tampa Bay selected Michael Zador.	
6 178 Rasmus Rissanen	D	Kalpa Jr. (Finland Jr.)
7 208 Tommi Kivisto	D	Red Deer (WHL)

2010 ENTRY DRAFT (7 ROUNDS)

General Manager: Jim Rutherford | Player Personnel Director: Tony MacDonald

ROUND/OVERALL/PLAYER	POS	TEAM
1 7 Jeff Skinner	C	Kitchener (OHL)
2 37 Justin Faulk	D	U.S. National U-18 (USA)
2* 46	Pick acquired along with Alexandre Picard from Ottawa in exchange for Matt Cullen, February 12, 2010. Traded to Edmonton in exchange for Riley Nash, June 26, 2010. Edmonton selected Martin Marinčin.	
2* 53	D	Cretin-Derham (High-Minn.)
3 67 Danny Biega	D	Harvard (ECAC)
3* 85 Austin Levi	D	Plymouth (OHL)
4* 97	Pick acquired from Vancouver in exchange for Andrew Alberts, March 3, 2010. Pick traded to Boston along with Patrick Eaves in exchange for Aaron Ward, July 24, 2009. Boston selected Craig Cunningham.	
4* 105 Justin Shugg	LW	Windor (OHL)
5* 127	Originally Boston's pick. Acquired from Anaheim along with Justin Pogge in exchange for Aaron Ward, March 3, 2010. Pick traded to San Jose along with Niclas Wallin in exchange for Buffalo's 2010 second-round pick (53rd overall - Mark Alt).	
5* 138	Pick acquired from Nashville when Carolina acquired the rights to Darcy Hordichuk, June 19, 2008, and Hordichuk did not sign. Traded to Phoenix in exchange for Jared Staal, May 13, 2010. Phoenix selected Louie Domingue.	
6* 157	Pick traded to NY Rangers along with Washington's 2011 second-round pick in exchange for Bobby Sanguinetti, June 26, 2010. NY Rangers selected Jesper Fasth.	
6* 167 Tyler Stahl	D	Chilliwack (WHL)
7 187 Frederik Andersen	G	Frederikshavn (Denmark)
7* 206	Pick acquired from Washington in exchange for Scott Walker, March 3, 2010. Traded to Philadelphia in exchange for Jonathan Matsumoto, June 26, 2010. Philadelphia selected Ricard Blidstrand.	

2011 ENTRY DRAFT (7 ROUNDS)

General Manager: Jim Rutherford | Player Personnel Director: Tony MacDonald

ROUND/OVERALL/PLAYER	POS	TEAM
1 12 Ryan Murphy	D	Kitchener (OHL)
2 42 Victor Rask	C	Leksand (Sweden Jr.)
2* 57	<i>Pick acquired from Washington along with Brian Pothier and Oskar Osala in exchange for Joe Corvo, March 3, 2010. Pick traded to NY Rangers along with the 157th pick in the 2010 draft in exchange for Bobby Sanguinetti, June 26, 2010. Pick traded to Calgary along with Roman Horak and Rangers' second-round pick in 2011 (45th overall) in exchange for Tim Erixon and Calgary's fifth-round pick in 2011 (134th overall), June 1, 2011. Calgary selected Tyler Wotherspoon.</i>	
3 73 Keegan Lowe	D	Edmonton (WHL)
4 103 Gregory Hofmann	C	Ambri (Swiss)
5* 133	<i>Pick traded to Florida along with Ryan Carter in exchange for Cory Stillman, Feb. 24, 2011. Pick traded to Atlanta (Winnipeg) along with Radek Dvorak in exchange for Niclas Bergfors and Patrick Rissmiller, Feb. 28, 2011. Pick traded to San Jose along with Calgary's seventh-round pick in 2011 (194th overall) in exchange for the Sharks' 2011 fourth-round pick (119th overall), June 25, 2011. San Jose selected Sean Kuraly.</i>	
6 163 Matt Mahalak	G	Plymouth (OHL)
7 193 Brody Sutter	C	Lethbridge (WHL)

2012 DRAFT (7 ROUNDS)

General Manager: Jim Rutherford | Player Personnel Director: Tony MacDonald

ROUND/OVERALL/PLAYER	POS	TEAM
1* 8	<i>Pick traded to Pittsburgh along with Brandon Sutter and Brian Dumoulin in exchange for Jordan Staal, June 22, 2012. Pittsburgh selected Derrick Pouliot.</i>	
2 38 Phillip Di Giuseppe	LW	Univ. of Michigan (CCHA)
2* 47 Brock McGinn	LW	Guelph (OHL)
	<i>Acquired from San Jose in exchange for Ian White, Feb. 18, 2011.</i>	
3 69 Daniel Altshuler	G	Oshawa (OHL)
4 99 Erik Karlsson	C	Frolunda (Sweden Jr.)
4* 115 Trevor Carrick	D	Mississauga (OHL)
	<i>Acquired from Boston in exchange for Joe Corvo, July 5, 2011.</i>	
4* 120 Jacob Slavin	D	Chicago (USHL)
	<i>Acquired from New Jersey along with Joe Sova in exchange for Alexei Ponikarovsky, Jan. 20, 2012.</i>	
5 129 Brendan Woods	LW	Univ. of Wisconsin (WCHA)
6 159 Collin Olson	G	USA (USHL)
7 189 Brendan Collier	LW	Malden Catholic (High-MA)

2013 DRAFT (7 ROUNDS)

General Manager: Jim Rutherford | Player Personnel Director: Tony MacDonald

ROUND/OVERALL/PLAYER	POS	TEAM
1 5 Elias Lindholm	C/RW	Brynäs (Sweden)
2* 35	<i>Pick traded to Buffalo along with Jamie McBain in exchange for Andrej Sekera, June 30, 2013. Buffalo selected J.T. Compher.</i>	
3 66 Brett Pesce	D	New Hampshire (Hockey East)
4* 96	<i>Pick traded to Los Angeles along with Anthony Stewart and a 2014 sixth-round pick in exchange for Kevin Westgarth, Jan. 13, 2013. Los Angeles later traded the pick to Edmonton on June 30, 2013, in a multi-pick trade. Edmonton selected Kyle Platzer.</i>	
5 126 Brent Pedersen	LW	Kitchener (OHL)
6 156 Tyler Ganly	D	Sault Ste. Marie (OHL)
7* 186	<i>Pick traded to Tampa Bay along with Adam Hall in exchange for Marc-Andre Bergeron, April 2, 2013. Tampa Bay selected Joel Vermin.</i>	

2014 DRAFT (7 ROUNDS)

General Manager: Ron Francis | Player Personnel Director: Tony MacDonald

ROUND/OVERALL/PLAYER	POS	TEAM
1 7 Haydn Fleury	D	Red Deer (WHL)
2 37 Alex Nedeljkovic	G	Plymouth (OHL)
3 67 Warren Foegele	LW	St. Andrews (CISAA)
4* 96 Josh Wesley	D	Plymouth (OHL)
	<i>Acquired from Vancouver along with Kellan Tochkin in exchange for Zac Dalpe and Jeremy Welsh, Sept. 29, 2013.</i>	
4 97 Lucas Wallmark	C	Lulea (SHL)
5 127 Clark Bishop	C	Cape Breton (QMJHL)
6* 157	<i>Pick traded to Los Angeles along with a 2013 fourth-round pick and Anthony Stewart in exchange for Kevin Westgarth, Jan. 13, 2013. Los Angeles selected Jake Marchment.</i>	
7 187 Kyle Jenkins	D	Sault Ste. Marie (OHL)

2015 DRAFT (7 ROUNDS)

General Manager: Ron Francis | Player Personnel Director: Tony MacDonald

ROUND/OVERALL/PLAYER	POS	TEAM
1 5 Noah Hanifin	D	Boston College (Hockey East)
2 35 Sebastian Aho	RW	Karpat (Finland)
3* 66	<i>Pick traded to Vancouver along with Carolina's seventh-round pick in 2016 in exchange for Eddie Lack. Vancouver selected Guillaume Brisebois.</i>	
4* 93 Callum Booth	G	Quebec (QMJHL)
	<i>Originally Arizona's pick, acquired by Washington on March 4, 2014 along with Rostislav Klesla and Chris Brown in exchange for Martin Erat and John Mitchell. Carolina acquired the pick from Washington along with Jack Hillen in exchange for Tim Gleason, Feb. 28, 2015.</i>	
4 96 Nicolas Roy	C	Chicoutimi (QMJHL)
5 126 Luke Stevens	LW	Noble & Greenough (High-MA)
5* 138 Spencer Smallman	RW	St. John (QMJHL)
	<i>Pick acquired from Winnipeg along with the Jets' third-round pick in 2016 in exchange for Jiri Tlustý, Feb. 25, 2015. Acquisition of this pick was conditional upon Winnipeg qualifying for the 2015 Stanley Cup Playoffs, which it did. If the Jets had not qualified, Carolina would have received Winnipeg's 2015 sixth-round (168th overall) pick.</i>	
6 156 Jake Massie	D	Kimball Union (High-NH)
6* 169 David Cotton	C	Cushing Academy (High-MA)
	<i>Originally Ottawa's pick, acquired by Winnipeg on June 28, 2014, in exchange for Winnipeg's seventh-round pick in 2014. Carolina acquired the pick from Winnipeg in exchange for Jay Harrison, Dec. 18, 2014.</i>	
7 186 Steven Lorentz	C/LW	Peterborough (OHL)

2016 DRAFT (7 ROUNDS)

General Manager: Ron Francis | Player Personnel Director: Tony MacDonald

ROUND/OVERALL/PLAYER	POS	TEAM
1 13 Jake Bean	D	Calgary (WHL)
1* 21 Julien Gauthier	RW	Val d'Or (QMJHL)
	<i>Carolina acquired Los Angeles' first-round pick, conditionally in either 2015 or 2016, along with Roland McKeown on Feb. 25, 2015, in exchange for defenseman Andrej Sekera. Los Angeles failed to qualify for the 2015 playoffs, thus retaining its 2015 first-round pick and giving Carolina this pick.</i>	
2 43 Janne Kuokkanen	C/LW	Karpat Jr. (Finland Jr.)
2* 50	<i>Originally the New York Rangers' pick acquired by Carolina on Feb. 28, 2016 along with the Rangers' 2017 second-round pick and Aleksii Saarela in exchange for Eric Staal. Carolina traded this pick along with Chicago's 2017 third-round pick (previously acquired by Carolina) to Chicago on June 15, 2016, in exchange for Teuvo Teravainen and Bryan Bickell. Chicago selected Artur Kayumov.</i>	
3* 67 Matt Filipe	LW	Cedar Rapids (USHL)
	<i>Pick acquired from Winnipeg along with Ottawa's 2015 sixth-round pick on Feb. 25, 2015, in exchange for Jiri Tlustý.</i>	
3 74 Hudson Elynuk	C	Spokane (WHL)
3* 75 Jack Lafontaine	G	Janesville (NAHL)
	<i>Pick acquired from Boston along with Anthony Camara and a 2017 fifth-round pick on Feb. 29, 2016, in exchange for John-Michael Liles.</i>	
4 104 Max Zimmer	LW	Chicago (USHL)
5 134 Jeremy Helvig	G	Kingston (OHL)
6 164 Noah Carroll	D	Guelph (OHL)
7* 194	<i>Pick traded to Vancouver along with a 2015 third-round pick on June 27, 2015, in exchange for Eddie Lack. Vancouver selected Brett McKenzie.</i>	

NHL DRAFT HISTORY

2017 DRAFT (7 ROUNDS)

General Manager: Ron Francis | Player Personnel Director: Tony MacDonald

ROUND/OVERALL/PLAYER	POS	TEAM
1 12 Martin Necas	C	Brno (Czech)
2 42 Eetu Luostarinen	C	Kalpa (Finland)
2* 52 Luke Martin	D	Univ. of Michigan (Big Ten)
<i>Pick acquired from the New York Rangers' on Feb. 28, 2016, with a second-round pick in the 2016 NHL Draft and Aleksi Saarela in exchange for Eric Staal.</i>		
2* 62		<i>Carolina acquired Pittsburgh's second-round pick along with Danny Kristo on Feb. 23, 2017, in exchange for Ron Hainsey. The Hurricanes traded this pick to the Vegas Golden Knights on June 22, 2017, in exchange for Trevor Van Riemsdyk and a seventh-round pick in the 2018 NHL Draft. Vegas selected Jake Leschyshyn.</i>
3* 67 Morgan Geekie	C	Tri-City (WHL)
<i>Pick acquired from New Jersey on March 5, 2014, with Andrei Loktionov in exchange for Tuomo Ruutu.</i>		
3 73 Stelio Mattheos	RW	Brandon (WHL)
3* 88		<i>Carolina acquired Chicago's third-round pick on Sept. 11, 2015, with Kris Versteeg and Joakim Nordstrom in exchange for Dennis Robertson, Jake Massie and a fifth-round pick in the 2017 NHL Draft. The Hurricanes traded the pick back to Chicago on June 15, 2016, with the Rangers' second-round pick in 2016 in exchange for Teuvo Teravainen and Bryan Bickell. Chicago traded the pick to Detroit on Feb. 24, 2017, in exchange for Tomas Jurco. Detroit selected Keith Petruzzelli.</i>
3* 90		<i>Carolina acquired Ottawa's third-round pick on Feb. 28, 2017, in exchange for Viktor Stalberg. The Hurricanes traded the pick to Chicago on April 28, 2017, in exchange for Scott Darling. Chicago selected Evan Barratt.</i>
4 104 Eetu Makiniemi	G	Jokerit Jr. (Finland Jr.)
5* 135		<i>The Hurricanes traded their fifth-round pick to Chicago on Sept. 11, 2015, with Dennis Robertson and Jake Massie in exchange for Kris Versteeg, Joakim Nordstrom and a third-round pick in the 2017 NHL Draft. Chicago traded the pick to Vancouver on June 24, 2017, with a sixth-round pick in the 2017 NHL Draft in exchange for San Jose's fourth-round pick in the 2017 NHL Draft. Vancouver selected Kristoffer Gunnarsson.</i>
5* 142		<i>Carolina acquired Boston's fifth-round pick on Feb. 29, 2016, with a third-round pick in the 2016 NHL Draft and Anthony Camara in exchange for John-Michael Liles. The Hurricanes traded the pick to Vegas on June 21, 2017, to ensure the Golden Knights selected Connor Brickley in the 2017 NHL Expansion Draft. Vegas selected Jonathan Dugan.</i>
6 166 Brendan De Jong	D	Portland (WHL)
7 197 Ville Rasanen	D	Jokipojat (Finland Jr.)

2018 DRAFT (7 ROUNDS)

General Manager: Don Waddell | Player Personnel Director: Darren Yorke

ROUND/OVERALL/PLAYER	POS	TEAM
1 2 Andrei Svechnikov	RW	Barrie (OHL)
2 42 Jack Drury	C	Waterloo (USHL)
3* 63		<i>Traded along with Marcus Kruger to Arizona in exchange for Jordan Martinook and a fourth-round pick in the 2018 NHL Draft on May 3, 2018. Arizona selected Ty Emberson.</i>
4* 96 Luke Henman	C	Blainville-Boisbriand (QMJHL)
<i>Pick acquired along with Jordan Martinook from Arizona in exchange for Marcus Kruger and a third-round pick in the 2018 NHL Draft on May 3, 2018.</i>		
4 104 Lenni Killinen	RW	Blues Jr. (Finland Jr.)
5* 135		<i>Traded to Vegas in exchange for Marcus Kruger on July 4, 2017. Vegas selected Brandon Kruse.</i>
6 166 Jesper Sellgren	D	MODO (Sweden-2)
7 197 Jake Kucharski	G	Des Moines (USHL)
7* 216		<i>Pick acquired from Vegas along with Trevor van Riemsdyk in exchange for Pittsburgh's second-round pick in the 2017 NHL Draft (Jake Leschyshyn) on June 22, 2017. Pick traded to NY Rangers in exchange for Boston's seventh-round pick in the 2019 NHL Draft on June 23, 2018. NY Rangers selected Riley Hughes.</i>

2019 DRAFT (7 ROUNDS)

General Manager: Don Waddell | Player Personnel Director: Darren Yorke

ROUND/OVERALL/PLAYER	POS	TEAM
1 28 Ryan Suzuki	C	Barrie (OHL)
2* 36 Pyotr Kochetkov	G	HK Ryazan (Russia-2)
<i>Pick acquired from Buffalo on Aug. 2, 2018, with Buffalo's third-round pick in the 2020 NHL Draft (Alexander Nikishin) and Buffalo's sixth-round pick in the 2020 NHL Draft in exchange for Jeff Skinner.</i>		
2* 37		<i>Carolina acquired the New York Rangers' second-round pick on April 30, 2019, with a conditional third-round pick in the 2020 NHL Draft in exchange for Adam Fox. The Hurricanes traded the pick to Ottawa on June 22, 2019, in exchange for Florida's second-round pick in the 2019 NHL Draft (Jamieson Rees) and Pittsburgh's third-round pick in the 2019 NHL Draft (Anttoni Honka). Ottawa selected Mads Sogaard.</i>
2* 44 Jamieson Rees	C	Sarnia (OHL)
<i>Pick acquired from Ottawa on June 22, 2019, with Pittsburgh's third-round pick in the 2019 NHL Draft (Anttoni Honka) in exchange for the New York Rangers' second-round pick in the 2019 NHL Draft (Mads Sogaard).</i>		
2* 59		<i>The Hurricanes traded their second-round pick to Minnesota on June 22, 2019, in exchange for Minnesota's third-round pick in the 2019 NHL Draft (Patrik Puistola) and the New York Rangers' fourth-round pick in the 2019 NHL Draft (Cade Webber). Minnesota selected Hunter Jones.</i>
3* 73 Patrik Puistola	RW	Tappara Jr. (Finland Jr.)
<i>Pick acquired from Minnesota on June 22, 2019, with the New York Rangers' fourth-round pick in the 2019 NHL Draft (Cade Webber) in exchange for Carolina's second-round pick in the 2019 NHL Draft (Hunter Jones).</i>		
3* 83 Anttoni Honka	D	Jukurit (Finland)
<i>Pick acquired from Ottawa on June 22, 2019, with Florida's second-round pick in the 2019 NHL Draft (Jamieson Rees) in exchange for the New York Rangers' second-round pick in the 2019 NHL Draft (Mads Sogaard).</i>		
3 90 Domenick Fensore	D	U.S. NTDP (USDP)
4* 99 Cade Webber	D	The Rivers School (High-MA)
<i>Pick acquired from Minnesota on June 22, 2019, with Minnesota's third-round pick in the 2019 NHL Draft (Patrik Puistola) in exchange for Carolina's second-round pick in the 2019 NHL Draft (Hunter Jones).</i>		
4 121 Tuukka Tieksola	RW	Karpat Jr. (Finland Jr.)
5 152 Kirill Slepets	RW	Lokomotiv Yaroslavl (KHL)
6* 181 Kevin Wall	RW	Chilliwack (BCHL)
<i>Pick acquired from Calgary on June 29, 2017, with Keegan Kanzig in exchange for Eddie Lack, Ryan Murphy and Carolina's seventh-round pick in the 2019 NHL Draft (Dustin Wolf).</i>		
6 183 Blake Murray	C	Sudbury (OHL)
7* 214		<i>The Hurricanes traded their seventh-round pick to Calgary on June 29, 2017, with Eddie Lack and Ryan Murphy in exchange for Keegan Kanzig and Calgary's sixth-round pick in the 2019 NHL Draft (Blake Murray). Calgary selected Dustin Wolf.</i>
7* 216 Massimo Rizzo	C	Penticton (BCHL)
<i>Pick acquired from the New York Rangers on June 23, 2018, in exchange for Vegas' seventh-round pick in the 2018 NHL Draft (Riley Hughes).</i>		

2020 DRAFT (7 ROUNDS)

General Manager: Don Waddell | Player Personnel Director: Darren Yorke

ROUND/OVERALL/PLAYER	POS	TEAM
1* 13	Seth Jarvis C	Portland (WHL)
	<i>Pick acquired from the Toronto Maple Leafs on June 22, 2019, with Patrick Marleau and Toronto's seventh-round pick in the 2020 NHL Draft (Alexander Pashin) in exchange for Carolina's sixth-round pick in the 2020 NHL Draft (Axel Rindell).</i>	
1* 22	<i>The Hurricanes traded their first-round pick to the New York Rangers on Feb. 24, 2020, in exchange for Brady Skjei. New York traded the pick to the Calgary Flames, who then traded the pick to the Washington Capitals. Washington selected Hendrix Lapierre.</i>	
2* 41	Noel Gunler RW	Lulea (Sweden)
	<i>Pick acquired from the New York Rangers on April 30, 2019, with New York's second-round pick in the 2019 NHL Draft in exchange for Adam Fox.</i>	
2 53	Vasily Ponomarev C	Shawinigan (QMJHL)
3* 69	Alexander Nikishin D	HC Spartak Moscow (KHL)
	<i>Pick acquired from the Buffalo Sabres on Aug. 2, 2018, with Cliff Pu, Buffalo's second-round pick in the 2019 NHL Draft (Pyotr Kochetkov) and Buffalo's sixth-round pick in 2020 in exchange for Jeff Skinner.</i>	
3* 84	<i>The Hurricanes traded their third-round pick to the New Jersey Devils on Feb. 24, 2020, with Fredrik Claesson and Janne Kuokkanen in exchange for Sami Vatanen. New Jersey selected Nico Daws.</i>	
4 115	Zion Nybeck LW	HV71 Jr. (Sweden Jr.)
5* 146	<i>The Hurricanes traded their fifth-round pick to the St. Louis Blues on Sept. 24, 2019, with Justin Faulk in exchange for Joel Edmundson, Dominik Bokk and a seventh-round pick in the 2021 NHL Draft. St. Louis traded the pick to the Minnesota Wild. Minnesota selected Pavel Novak.</i>	
6* 159	Lucas Mercuri C	Salisbury School (High-CT)
	<i>Pick acquired from the Los Angeles Kings on Oct. 7, 2020, along with Los Angeles' seventh-round pick in the 2021 NHL Draft in exchange for Carolina's fifth-round pick in the 2020 NHL Draft (Ben Meehan).</i>	
6* 177	<i>The Hurricanes traded their sixth-round pick to the Toronto Maple Leafs on June 22, 2019, in exchange for Patrick Marleau, Toronto's first-round pick in the 2020 NHL Draft (Seth Jarvis) and Toronto's seventh-round pick in the 2020 NHL Draft (Alexander Pashin). Toronto selected Alex Rindell.</i>	
7* 199	Alexander Pashin RW	Ufa Jr. (Russia Jr.)
	<i>Pick acquired from the Toronto Maple Leafs on June 22, 2019, with Patrick Marleau and Toronto's first-round pick in the 2020 NHL Draft (Seth Jarvis) in exchange for Carolina's sixth-round pick in the 2020 NHL Draft (Axel Rindell).</i>	
7 208	Ronan Seeley D	Everett (WHL)

71 JESPER
FAST



A black and white photograph of Dougie Hamilton, a former NHL player, wearing a Detroit Red Wings jersey. He is holding a hockey stick and looking directly at the camera. The jersey features the Red Wings logo and the number 19. The background is dark and out of focus.

19 DOUGIE
HAMILTON

FRANCHISE RECORDS

Records in the NHL Including Individual and Team Records

CAREER RECORDS

GAMES PLAYED

1.	Ron Francis	1,186
2.	Glen Wesley	913
3.	Eric Staal	909
4.	Kevin Dineen	708
5.	Rod Brind'Amour	694
6.	Jeff O'Neill	673
7.	Cam Ward	668
8.	Adam Burt	626
9.	Jeff Skinner	579
10.	Justin Faulk	559

HAT TRICKS

1.	Eric Staal	13
2.	Ron Francis	9
3.	Blaine Stoughton	7
4.	Erik Cole	5
	Kevin Dineen	5
	Ray Ferraro	5
	Geoff Sanderson	5
8.	Jeff Skinner	4
	Mike Rogers	4
	Pat Verbeek	4

POINTS

1.	Ron Francis	1,175
2.	Eric Staal	775
3.	Kevin Dineen	544
4.	Rod Brind'Amour	473
5.	Jeff O'Neill	416
6.	Pat Verbeek	403
7.	Jeff Skinner	379
8.	Blaine Stoughton	377
9.	Geoff Sanderson	369
10.	Erik Cole	363

POWER PLAY GOALS

1.	Ron Francis	132
2.	Eric Staal	105
3.	Pat Verbeek	73
4.	Kevin Dineen	71
5.	Sylvain Turgeon	68
6.	Jeff O'Neill	64
7.	Geoff Sanderson	62
8.	Rod Brind'Amour	60
9.	Ray Ferraro	59
10.	Blaine Stoughton	56

GOALS

1.	Ron Francis	382
2.	Eric Staal	322
3.	Kevin Dineen	250
4.	Blaine Stoughton	219
5.	Jeff Skinner	204
6.	Jeff O'Neill	198
7.	Geoff Sanderson	196
8.	Pat Verbeek	192
9.	Sylvain Turgeon	178
10.	Rod Brind'Amour	174

GAME-WINNING GOALS

1.	Ron Francis	57
2.	Eric Staal	47
3.	Jeff O'Neill	38
4.	Kevin Dineen	37
5.	Erik Cole	34
6.	Rod Brind'Amour	29
	Blaine Stoughton	29
8.	Sami Kapanen	28
	Jeff Skinner	28
10.	Geoff Sanderson	26

ASSISTS

1.	Ron Francis	793
2.	Eric Staal	453
3.	Rod Brind'Amour	299
4.	Kevin Dineen	294
5.	Andrew Cassels	253
6.	Jeff O'Neill	218
7.	Ray Whitney	215
8.	Pat Verbeek	211
9.	Sami Kapanen	203
10.	Dave Babych	196

SHORTHANDED GOALS

1.	Eric Staal	16
2.	Dave Tippett	11
3.	Rod Brind'Amour	10
4.	Sebastian Aho	9
5.	Kevyn Adams	8
	Erik Cole	8
	Stewart Gavin	8
	Chad LaRose	8
9.	Murray Craven	7
	Kevin Dineen	7
	Ron Francis	7
	Keith Primeau	7
	Paul Ranheim	7

PENALTY MINUTES

1.	Kevin Dineen	1,439
2.	Torrie Robertson	1,368
3.	Pat Verbeek	1,144
4.	Ulf Samuelsson	1,110
5.	Adam Burt	875
6.	Paul MacDermid	744
7.	Randy Ladouceur	717
8.	Mark Janssens	712
9.	Ron Francis	684
10.	Eric Staal	678

MOST GOAL SEASONS

20 GOALS	14	Ron Francis
	9	Eric Staal
	6	Kevin Dineen, Jeff Skinner
30 GOALS	5	Eric Staal
	4	Geoff Sanderson, Blaine Stoughton, Pat Verbeek
	3	Kevin Dineen, Ron Francis, Jeff O'Neill, Jeff Skinner, Sylvain Turgeon
40 GOALS	4	Blaine Stoughton
	2	Kevin Dineen, Mike Rogers, Geoff Sanderson, Eric Staal, Sylvain Turgeon, Pat Verbeek
50 GOALS	2	Blaine Stoughton

MOST CONSECUTIVE SEASONS

20 GOALS	10	Ron Francis (1981-82 to 1990-91)
	7	Eric Staal (2005-06 to 2011-12)
	6	Kevin Dineen (1984-85 to 1990-91)
30 GOALS	4	Eric Staal (2005-06 to 2008-09)
		Blaine Stoughton (1979-80 to 1982-83)
	3	Jeff O'Neill (2000-01 to 2002-03)
40 GOALS	4	Blaine Stoughton (1979-80 to 1982-83)

MOST GOALS IN A SEASON

Overall	56	Blaine Stoughton, 1979-80
Forward	56	Blaine Stoughton, 1979-80
Defenseman	24	Mark Howe, 1979-80
Rookie	40	Sylvain Turgeon, 1983-84

MOST POINTS IN A SEASON

Overall	105	Mike Rogers, 1979-80, 1980-81
Forward	105	Mike Rogers, 1979-80, 1980-81
Defenseman	80	Mark Howe, 1979-80
Rookie	72	Sylvain Turgeon, 1983-84

MOST ASSISTS IN A SEASON

Overall	69	Ron Francis, 1989-90
Forward	69	Ron Francis, 1989-90
Defenseman	56	Mark Howe, 1979-80
Goaltender	6	Sean Burke, 1995-96
Rookie	43	Ron Francis, 1981-82

MOST PENALTY MINUTES IN A SEASON

Overall	358	Torrie Robertson, 1985-86
Forward	358	Torrie Robertson, 1985-86
Defenseman	199	Ed Hospodar, 1982-83
Goaltender	33	Jason Muzzatti, 1995-96
Rookie	254	Scott Daniels, 1995-96

SINGLE-SEASON HIGHS

Power Play Goals	21	Geoff Sanderson, 1992-93
Shorthanded Goals	5	Kevyn Adams, 2003-04
Game Winning Goals	9	Blaine Stoughton, 1979-80
		Erik Cole, 2010-11
Hat Tricks	4	Eric Staal, 2008-09
Hat Tricks by a Rookie	2	Ray Ferraro, 1984-85

CAREER GOALTENDING LEADERS

Minimum 15 Games Played

	GP	MINS	GA	GAA	W-L-T	SO		GP	MINS	GA	GAA	W-L-T	SO
1. Trevor Kidd	72	4,043	158	2.34	28-31-9	5	17. Daryl Reaugh	20	1,010	53	3.15	7-7-1	1
2. Kevin Weekes	119	6,852	275	2.41	39-54-20	11	18. John Grahame	45	2,364	125	3.17	15-20-3	0
3. Arturs Irbe	309	17,815	741	2.49	130-121-44	20	19. Scott Darling	51	2,961	158	3.20	15-25-9	0
4. Anton Khudobin	70	4,005	167	2.50	27-31-7	2	20. Jason Muzzatti	52	2,604	140	3.23	13-21-8	1
5. Petr Mrazek	80	4,708	199	2.54	44-30-5	7	21. Michael Leighton	33	1,748	94	3.23	10-14-2	0
6. Curtis McElhinney	33	1,978	85	2.58	20-11-2	2	22. Peter Sidorkiewicz	178	10,346	575	3.33	71-79-24	8
7. Tom Barrasso	34	1,908	83	2.61	13-12-5	2	23. Mike Liut	252	14,705	823	3.36	115-111-19	13
8. James Reimer	25	1,378	61	2.66	14-6-2	3	24. Kay Whitmore	75	4,039	243	3.61	23-33-10	3
9. Cam Ward	625	35,978	1,616	2.70	295-230-80	25	25. Al Smith	30	1,754	107	3.66	11-10-8	2
10. Eddie Lack	54	3,011	138	2.75	20-21-9	3	26. Steve Weeks	94	5,286	324	3.68	42-42-6	4
11. Martin Gerber	60	3,493	162	2.78	38-14-6	3	27. Frank Pietrangelo	44	2,663	182	4.10	12-27-3	0
12. Manny Legace	28	1,472	69	2.81	10-7-5	1	28. Mario Gosselin	23	1,106	78	4.23	5-13-1	0
13. Justin Peters	68	3,703	188	3.05	22-31-8	3	29. Ed Staniowski	19	1,059	75	4.25	6-9-1	0
14. Sean Burke	281	15,893	819	3.09	107-131-29	11	30. Greg Millen	219	12,963	919	4.25	62-120-33	4
15. Dan Ellis	19	997	52	3.13	6-8-2	1	31. John Garrett	122	7,088	506	4.28	36-57-27	0
16. Jeff Reese	37	1,838	96	3.13	8-17-4	2	32. Mike Veisor	69	3,809	309	4.87	17-37-9	3

GOALTENDING RECORDS

GAMES PLAYED

Career	668	Cam Ward, 2005-18
Season	77	Arturs Irbe, 2000-01

WINS

Career	318	Cam Ward, 2005-18
Season	39	Cam Ward, 2008-09

SHUTOUTS

Career	27	Cam Ward, 2005-18
Season	6	Cam Ward, 2008-09 Kevin Weekes, 2003-04 Arturs Irbe, 1998-99, 2000-01

GOALS-AGAINST AVERAGE

Career (Min. 30 GP)	2.34	Trevor Kidd, 1997-99
Season (Min. 10 GP)	2.17	Trevor Kidd, 1997-98

MINUTES

Career	38,437	Cam Ward, 2005-18
Season	4,405	Arturs Irbe, 2000-01

WINNING PERCENTAGE

Career (min. 60 decisions)	.557	Cam Ward (318-244-84), 2005-18
Season (min. 10 decisions)	.707	Martin Gerber (38-14-6), 2005-06

SAVES (GAME)

Home	52	Mike Veisor, Nov. 2, 1982 in a 7-6 loss vs. Minnesota
Road	57	Cam Ward, Oct. 25, 2008 in a 4-3 win at NY Islanders

GOALTENDING STREAKS

MOST CONSECUTIVE GAMES PLAYED	40	Arturs Irbe, Nov. 4, 2000-Feb. 7, 2001 (21-15-3)
--------------------------------------	----	--

LONGEST UNDEFEATED STREAK	9	Cam Ward, March 18-April 7, 2009 (9-0-0) Arturs Irbe, Dec. 31, 2000-Jan. 18, 2001 (7-0-2)
----------------------------------	---	--

LONGEST WINNING STREAK	9	Cam Ward, March 18-April 7, 2009
-------------------------------	---	----------------------------------

LONGEST WINLESS STREAK	12	Peter Sidorkiewicz, Jan. 4-Feb. 19, 1992 (0-7-5) Jeff Reese, Dec. 4, 1993-April 7, 1994 (0-9-3)
-------------------------------	----	--

LONGEST LOSING STREAK	11	Kevin Weekes, Dec. 27, 2002-Feb. 11, 2003
------------------------------	----	---

LONGEST SHUTOUT STREAK (INDIVIDUAL)

Home	187:58	Sean Burke, Jan. 2-24, 1994
Road	234:28	Trevor Kidd, March 28-April 8, 1998
Overall	219:20	Trevor Kidd, March 28-April 8, 1998

LONGEST SHUTOUT STREAK (TEAM)

Home	158:05	Jan. 2-19, 1994
Road	234:28	March 28-April 8, 1998
Overall	219:21	March 28-April 8, 1998

NHL RECORDS

INDIVIDUAL STREAKS

LONGEST POINT STREAK	18*	Mike Rogers, 11/22/1980-1/2/1981 (19g, 20a)
	17	Mike Rogers, 2/18/1980-3/22/1980 (12g, 17a)
	14	Sebastian Aho, 1/21/20-2/28/20 (12g, 9a)
LONGEST GOAL STREAK	9	Pierre Larouche, 1/25/1982-2/13/1982 (10g, 8a)
	7	Ray Ferraro, 2/9/1989-2/23/1989 (9g, 2a)
	6	Sebastian Aho, 1/31/20-2/11/20 (7g, 3a)
		Jeff Skinner, 3/18/2017-3/27/2017 (8g, 1a) Keith Primeau, 12/30/1997-1/8/1998 (6g, 2a) Ray Sheppard, 11/14/1998-11/25/1998 (7g, 3a)
LONGEST ASSIST STREAK	12	Sebastian Aho, 10/4/2019-10/30/2018 (4, 13a)
	11*	Eric Staal, 2/10/2012-3/6/2012 (6g, 14a)
	10	Dave Keon, 11/17/1979-12/7/1979 (1g, 12a)

*Streak was longest by an NHL player that season.

INDIVIDUAL GAME RECORDS

GOALS	4	Jordy Douglas, Feb. 3, 1980 — In a 5-3 win vs. NY Islanders at Springfield Ron Francis, Feb. 12, 1984 — In an 11-0 win vs. Edmonton Eric Staal, March 7, 2009 — In a 9-3 win at Tampa Bay
ASSISTS	6	Ron Francis, March 5, 1987 — In a 10-2 win vs. Boston
POINTS	6	Paul Lawless, Jan. 4, 1987 — In an 8-3 win vs. Toronto (2g, 4a) Ron Francis, March 5, 1987 — In a 10-2 win vs. Boston (6a) Ron Francis, Oct. 8, 1989 — In a 9-6 win at Quebec (3g, 3a) Eric Staal, March 7, 2009 — In a 9-3 win at Tampa Bay
SHOTS	13	Jeff Skinner, March 13, 2014 — In a 4-2 win vs. Buffalo
PENALTY MINUTES	42	Ed Kastelic, Nov. 10, 1990 — In a 3-2 OT win at Minnesota <i>Received a minor, 2 majors, a misconduct and 2 game misconducts</i> Nick Kypreos, Dec. 11, 1992 — In a 9-3 loss at Buffalo <i>Received a minor, 2 majors, 2 misconducts and a game misconduct</i>

ROOKIE SINGLE GAME HIGHS

GOALS	3	Eight times, last: Sebastian Aho, Jan. 31, 2017 — In a 5-1 win vs. Philadelphia
ASSISTS	4	Shane Willis, Jan. 7, 2001 — In a 5-2 win vs. NY Islanders Brad Shaw, Oct. 26, 1989 — In a 7-3 win at New Jersey
POINTS	5	Ray Ferraro, March 29, 1985 — In an 8-7 win vs. Edmonton (3g, 2a) Michael Nylander, April 7, 1993 — In a 6-1 win at Ottawa (3g, 2a)
SHOTS	10	Sylvain Turgeon, Jan. 29, 1984 — In an 5-5 tie vs. Quebec
PENALTY MINUTES	29	Scott Daniels, Jan. 6, 1996 — In a 5-2 loss at Boston <i>Received a double-minor, a major, a 10-minute misconduct and a game misconduct</i>

OPPONENT INDIVIDUAL GAME RECORDS

GOALS	5	Mark Pavelich (NY Rangers), Feb. 23, 1981 in an 11-3 win vs. Hartford Mats Sundin (Quebec), March 5, 1992 in a 10-4 win at Hartford
ASSISTS	5	Owen Nolan (Quebec), March 5, 1992 in a 10-4 win at Hartford Phil Housley (Winnipeg), Jan. 18, 1993 in an 8-7 win vs. Hartford at Saskatoon Lyle Odelein (Montreal), Feb. 2, 1994 in a 9-2 win vs. Hartford
POINTS	7	Dino Ciccarelli (Washington), March 18, 1989 in an 8-2 win at Hartford (4g, 3a) Mats Sundin (Quebec), March 5, 1992 in a 10-4 win at Hartford (5g, 2a)
PENALTY MINUTES	51	Chris Chelios (Chicago), Oct. 14, 1993 in a 6-2 loss vs. Hartford. <i>Received 3 minors, a major, 2 misconducts and 2 game misconducts. It was the league-high for a player in one game for the season. Chelios also received a four-game suspension and was fined \$500 by the NHL.</i>

SEASON	GOALS	ASSISTS	POINTS
1972-73 (WHA)	53—WEBSTER, Tom	61—CAFFERY, Terry	103—WEBSTER, Tom
1973-74 (WHA)	43—WEBSTER, Tom	48—FRENCH, John	72—FRENCH, John
1974-75 (WHA)	40—WEBSTER, Tom	40—FRENCH, John	74—CARLETON, Wayne
1975-76 (WHA)	35—BACKSTROM, Ralph	50—WEBSTER, Tom	83—BACKSTROM, Ralph
1976-77 (WHA)	40—ANTONOVICH, Mike	63—KEON, Dave	90—KEON, Dave
1977-78 (WHA)	34—HOWE, Gordie	62—HOWE, Gordie	96—HOWE, Gordie
1978-79 (WHA)	42—HOWE, Mark	65—HOWE, Mark	107—HOWE, Mark
1979-80	56—STOUGHTON, Blaine	61—ROGERS, Mike	105—ROGERS, Mike
1980-81	43—STOUGHTON, Blaine	65—ROGERS, Mike	105—ROGERS, Mike
1981-82	52—STOUGHTON, Blaine	45—HOWE, Mark	91—STOUGHTON, Blaine
1982-83	45—STOUGHTON, Blaine	59—FRANCIS, Ron	90—FRANCIS, Ron
1983-84	40—TURGEON, Sylvain	60—FRANCIS, Ron	87—JOHNSON, Mark
1984-85	31—TURGEON, Sylvain	57—FRANCIS, Ron	81—FRANCIS, Ron
1985-86	45—TURGEON, Sylvain	55—BABYCH, Dave	79—TURGEON, Sylvain
1986-87	40—DINEEN, Kevin	63—FRANCIS, Ron	93—FRANCIS, Ron
1987-88	27—WILSON, Carey	50—FRANCIS, Ron	75—FRANCIS, Ron
1988-89	45—DINEEN, Kevin	48—FRANCIS, Ron	89—DINEEN, Kevin
1989-90	44—VERBEEK, Pat	69—FRANCIS, Ron	101—FRANCIS, Ron
1990-91	43—VERBEEK, Pat	71—CULLEN, John (63 with Pit.)	110—CULLEN, John (94 with Pit.)
1991-92	27—CRAVEN, Murray (3 with Phi.)	51—CULLEN, John	77—CULLEN, John
1992-93	46—SANDERSON, Geoff	65—CASSELS, Andrew	89—SANDERSON, Geoff
1993-94	41—SANDERSON, Geoff	42—CASSELS, Andrew	75—VERBEEK, Pat
1994-95	18—SANDERSON, Geoff	30—CASSELS, Andrew	37—CASSELS, Andrew
1995-96	44—SHANAHAN, Brendan	47—BROWN, Jeff (16 with Van.)	78—SHANAHAN, Brendan
1996-97	36—SANDERSON, Geoff	44—CASSELS, Andrew	67—SANDERSON, Geoff
1997-98	26—KAPANEN/PRIMEAU	37—KAPANEN/PRIMEAU	63—KAPANEN/PRIMEAU
1998-99	30—PRIMEAU, Keith	35—KAPANEN, Sami	62—PRIMEAU, Keith
1999-00	25—O'NEILL, Jeff	50—FRANCIS, Ron	73—FRANCIS, Ron
2000-01	41—O'NEILL, Jeff	50—FRANCIS, Ron	67—O'NEILL, Jeff
2001-02	31—O'NEILL, Jeff	50—FRANCIS, Ron	77—FRANCIS, Ron
2002-03	30—O'NEILL, Jeff	35—FRANCIS, Ron	61—O'NEILL, Jeff
2003-04	19—VASICEK, Josef	33—WILLIAMS, Justin (20 with Phi.)	45—VASICEK, Josef
2005-06	45—STAAL, Eric	55—STAAL, Eric/STILLMAN	100—STAAL, Eric
2006-07	33—WILLIAMS, Justin	56—BRIND'AMOUR, Rod	83—WHITNEY, Ray
2007-08	38—STAAL, Eric	44—STAAL, Eric	82—STAAL, Eric
2008-09	40—STAAL, Eric	53—WHITNEY, Ray	77—WHITNEY, Ray
2009-10	30—JOKINEN, Jussi	41—STAAL, Eric	70—STAAL, Eric
2010-11	33—STAAL, Eric	43—STAAL, Eric	76—STAAL, Eric
2011-12	24—STAAL, Eric	46—STAAL, Eric	70—STAAL, Eric
2012-13	23—TLUSTY, Jiri	35—STAAL, Eric	53—STAAL, Eric
2013-14	33—SKINNER, Jeff	40—STAAL, Eric	61—STAAL, Eric
2014-15	23—STAAL, Eric	34—FAULK, Justin	54—STAAL, Eric
2015-16	28—SKINNER, Jeff	28—STAAL, Jordan/LINDHOLM	51—SKINNER, Jeff
2016-17	37—SKINNER, Jeff	34—LINDHOLM, Elias	63—SKINNER, Jeff
2017-18	29—AHO, Sebastian	41—TERAVAINEN, Tuevo	65—AHO, Sebastian
2018-19	30—AHO, Sebastian	55—TERAVAINEN, Tuevo	83—AHO, Sebastian
2019-20	38—AHO, Sebastian	48—TERAVAINEN, Tuevo	66—AHO, Sebastian

SEASON	GAME-WINNING GOALS	POWER-PLAY GOALS	SHORTHANDED GOALS
1972-73 (WHA)	7—CAFFERY, Terry	12—WEBSTER, Tom	4—EARL, Tom
1973-74 (WHA)	9—WEBSTER, Tom	9—BLACKBURN, Don	2—CHARLEBOIS, Bob
1974-75 (WHA)	9—WEBSTER, Tom	7—BLACKBURN/ WEBSTER	2—SWAIN, Garry
1975-76 (WHA)	11—WEBSTER, Tom	12—PLEAU, Larry	6—EARL, Tom
1976-77 (WHA)	6—ANTONOVICH, Mike	12—LYLE, George	3—McKENZIE, John
1977-78 (WHA)	8—HOWE, Gordie	16—HOWE, Gordie	5—KEON, Dave
1978-79 (WHA)	6—LACROIX, Andre	13—HOWE, Mark	6—HOWE, Mark
1979-80	9—STOUGHTON, Blaine	16—STOUGHTON, Blaine	2—ROGERS/STOUGHTON/ HOWE, Mark
1980-81	6—STOUGHTON, Blaine	10—ROGERS/ STOUGHTON	4—ROGERS, Mike
1981-82	4—STOUGHTON/SULLIMAN	14—LAROUCHE, Pierre	1—Six Players
1982-83	8—STOUGHTON, Blaine	10—STOUGHTON, Blaine	3—JOHNSON, Mark
1983-84	5—FRANCIS/ NEUFELD	18—TURGEON, Sylvain	2—QUENNEVILLE, Joel
1984-85	4—MALONE, Greg	12—NEUFELD, Ray	4—DINEEN, Kevin
1985-86	8—DINEEN, Kevin	14—FERRARO, Ray	3—Four Players
1986-87	7—FRANCIS/DINEEN	14—FERRARO, Ray	3—TIPPETT, Dave
1987-88	8—WILSON, Carey	13—TURGEON, Sylvain	3—GAVIN, Stewart
1988-89	7—FERRARO, Ray	20—DINEEN, Kevin	2—TIPPETT, Dave
1989-90	5—FRANCIS/ VERBEEK/YOUNG	15—FRANCIS, Ron	2—Four Players
1990-91	5—VERBEEK, Pat	15—VERBEEK, Pat	1—Five Players
1991-92	4—CRAVEN, Murray	13—BROWN, Rob	4—CRAVEN, Murray
1992-93	6—VERBEEK, Pat	21—SANDERSON, Geoff	3—CASSELS, Andrew
1993-94	6—SANDERSON, Geoff	15—VERBEEK/SANDERSON	1—Seven Players (Paul Ranheim had 2, both with CHI)
1994-95	4—SANDERSON, Geoff	4—SANDERSON/RICE/CARSON	1—TURCOTTE/ KRON/NIKOLISHIN
1995-96	7—SANDERSON, Geoff	17—SHANAHAN, Brendan	2—SHANAHAN/SANDERSON
1996-97	4—KRON/DINEEN/SANDERSON	12—SANDERSON, Geoff	3—PRIMEAU/ RANHEIM
1997-98	5—KAPANEN, Sami	7—PRIMEAU/O'NEILL	3—PRIMEAU, Keith
1998-99	7—KAPANEN, Sami	9—PRIMEAU, Keith	2—RANHEIM, Paul
1999-00	7—O'NEILL, Jeff	12—ROBERTS, Gary	1—KRON/BRIND'AMOUR/WESTLUND
2000-01	6—WILLIS, Shane	17—O'NEILL, Jeff	2—OZOLINSH/DIMAIO
2001-02	6—O'NEILL, Jeff	14—FRANCIS, Ron	2—BRIND'AMOUR, Rod
2002-03	7—O'NEILL, Jeff	11—O'NEILL, Jeff	2—COLE, Erik
2003-04	5—VASICEK, Josef	7—O'NEILL, Jeff	5—ADAMS, Kevyn
2005-06	8—COLE, Erik	19—BRIND'AMOUR/STAAL, Eric	4—STAAL, Eric/WILLIAMS
2006-07	8—WILLIAMS, Justin	12—STAAL, Eric/WILLIAMS	2—Four players
2007-08	7—STAAL, Eric	14—STAAL, Eric	2—WALKER, Scott
2008-09	8—STAAL, Eric	14—STAAL, Eric	2—CULLEN/LaROSE
2009-10	6—JOKINEN, Jussi	13—STAAL, Eric	2—KOSTOPOULOS, Tom
2010-11	9—COLE, Erik	12—STAAL, Eric	3—STAAL, Eric
2011-12	5—LaROSE/SKINNER	7—STAAL, Eric	3—STAAL, Eric/SUTTER, Brandon
2012-13	4—STAAL, Eric	5—SKINNER, Jeff	1—DWYER/FAULK/STAAL, Eric
2013-14	6—SKINNER, Jeff	11—SKINNER, Jeff	2—Four players
2014-15	4—STAAL, Eric/FAULK/LINDHOLM	7—STAAL, Eric/FAULK	2—FAULK, Justin
2015-16	7—SKINNER, Jeff	12—FAULK, Justin	1—LILES/ McCLEMENT/NORDSTROM
2016-17	4—AHO/SKINNER	7—SKINNER, Jeff	2—STALBERG, Viktor
2017-18	4—AHO/LINDHOLM	8—AHO, Sebastian	2—STAAL, Jordan
2018-19	7—AHO, Sebastian	9—WILLIAMS, Justin	4—AHO, Sebastian
2019-20	5—AHO/SVECHNIKOV	8—AHO, Sebastian	4—AHO, Sebastian

LEADERS BY SEASON

SEASON	GOALS-AGAINST AVERAGE	SHUTOUTS	PENALTY MINUTES
1972-73 (WHA)	3.18—SMITH, Al	3—SMITH, Al	114—SELWOOD, Brad
1973-74 (WHA)	3.08—SMITH, Al	2—SMITH, Al	148—LEY, Rick
1974-75 (WHA)	3.47—SMITH, Al	2—SMITH, Al	144—FOTIU, Nick
1975-76 (WHA)	3.42—ABRAHAMSSON, Christer	2—ABRAHAMSSON, Christer	205—BUSNIUK, Ron
1976-77 (WHA)	3.12—RAEDER, Cap	2—RAEDER, Cap	215—BUTTERS, Bill
1977-78 (WHA)	3.22—SMITH, Al	3—LEVASSEUR, Louis	192—CARLSON, Jack
1978-79 (WHA)	3.31—SMITH, Al	2—GARRETT, John	148—HANGSLEBEN, Alan
1979-80	3.66—SMITH, Al	2—SMITH, Al	107—FOTIU, Nick
1980-81	4.48—VEISOR, Mike	1—VEISOR, Mike	190—ROWE, Tom
1981-82	4.21—GARRETT, John	NONE	242—HOWATT, Garry
1982-83	4.83—MILLEN, Greg	1—MILLEN/VEISOR	216—ADAMS, Greg
1983-84	3.71—MILLEN, Greg	2—MILLEN, Greg	198—ROBERTSON, Torrie
1984-85	3.58—LIUT, Mike	2—WEEKS, Steve	337—ROBERTSON, Torrie
1985-86	3.61—LIUT, Mike	2—LIUT, Mike	358—ROBERTSON, Torrie
1986-87	3.23—LIUT, Mike	4—LIUT, Mike	202—MacDERMID, Paul
1987-88	3.18—LIUT, Mike	2—LIUT, Mike	291—ROBERTSON, Torrie
1988-89	3.03—SIDORKIEWICZ, Peter	4—SIDORKIEWICZ, Peter	181—SAMUELSSON, Ulf
1989-90	2.64—LIUT, Mike	3—LIUT, Mike	228—VERBEEK, Pat
1990-91	3.15—REAUGH, Daryl	1—REAUGH/SIDORKIEWICZ	246—VERBEEK, Pat
1991-92	3.34—SIDORKIEWICZ, Peter	3—WHITMORE, Kay	243—VERBEEK, Pat
1992-93	3.94—GOSSELIN, Mario	NONE	325—KYPREOS, Nick
1993-94	2.99—BURKE, Sean	2—BURKE, Sean	246—POTVIN, Marc
1994-95	2.68—BURKE, Sean	NONE	141—CHASE, Kelly
1995-96	3.11—BURKE, Sean	4—BURKE, Sean	254—DANIELS, Scott
1996-97	2.69—BURKE, Sean	4—BURKE, Sean	218—GRIMSON, Stu
1997-98	2.17—KIDD, Trevor	3—KIDD, Trevor	204—GRIMSON, Stu
1998-99	2.22—IRBE, Arturs	6—IRBE, Arturs	178—ROBERTS, Gary
1999-00	2.42—IRBE, Arturs	5—IRBE, Arturs	90—PRATT, Nolan
2000-01	2.45—IRBE, Arturs	6—IRBE, Arturs	159—KARPA, Dave
2001-02	2.54—IRBE, Arturs	3—IRBE, Arturs	106—LANGDON, Darren
2002-03	2.55—WEEKES, Kevin	5—WEEKES, Kevin	141—HILL, Sean
2003-04	2.41—WEEKES, Kevin	6—WEEKES, Kevin	127—BOULERICE, Jesse
2005-06	2.78—GERBER, Martin	3—GERBER, Martin	138—COMMODORE, Mike
2006-07	2.85—GRAHAME, John	2—WARD, Cam	113—COMMODORE, Mike
2007-08	2.75—WARD, Cam	4—WARD, Cam	115—WALKER, Scott
2008-09	2.44—WARD, Cam	6—WARD, Cam	79—RUUTU, Tuomo
2009-10	2.69—WARD, Cam	1—LEGACE, Manny	106—KOSTOPOULOS, Tom
2010-11	2.56—WARD, Cam	4—WARD, Cam	85—GLEASON, Tim
2011-12	2.48—PETERS, Justin	5—WARD, Cam	76—ALLEN, Bryan
2012-13	2.84—WARD, Cam	1—ELLIS/PETERS	54—STAAL, Eric
2013-14	2.30—KHUDOBIN, Anton	1—KHUDOBIN/PETERS	74—STAAL, Eric
2014-15	2.40—WARD, Cam	1—KHUDOBIN/WARD	74—MALONE, Brad
2015-16	2.41—WARD, Cam	2—LACK, Eddie	75—MALONE, Brad
2016-17	2.64—LACK, Eddie	2—WARD, Cam	38—STAAL, Jordan
2017-18	2.73—WARD, Cam	2—WARD, Cam	56—WILLIAMS, Justin
2018-19	2.39—MRAZEK, Petr	4—MRAZEK, Petr	62—SVECHNIKOV, Andrei
2019-20	2.66—REIMER, James	3—MRAZEK/REIMER	72—EDMUNDSON, Joel

LONGEST UNBEATEN STREAKS

OVERALL

Date	Record	Streak
1. Jan. 20-Feb. 10, 1982	6-0-4	10
2. March 18-April 7, 2009	9-0-0	9
Dec. 31-Jan. 19, 2006	9-0-0	9
Oct. 22-Nov. 11, 2005	9-0-0	9
Dec. 31-Jan. 18, 2001	7-0-2	9
March 9-29, 1985	7-0-2	9
7. March 15-April 1, 1986	6-0-2	8
8. Feb. 5-March 4, 2010	7-0-0	7
Oct. 17-Nov. 4, 1987	5-0-2	7

HOME

Date	Record	Streak
1. Feb. 20-April 7, 2009	12-0-0	12
2. Dec. 31-Jan. 28, 2006	9-0-0	9
Dec. 15-Jan. 18, 2001	8-0-1	9
4. Jan. 24-March 11, 2010	8-0-0	8
Jan. 23-March 21, 2002	1-0-7	8
6. Nov. 12-Dec. 13, 2016	7-0-0	7
March 15-April 5, 1986	5-0-2	7

ROAD

Date	Record	Streak
1. Nov. 11-Dec. 5, 1996	4-0-4	8
2. Jan. 23-Feb. 10, 1982	3-0-3	6
Nov. 30-Dec. 26, 1989	5-0-1	6
Nov. 10-Dec. 7, 1990	6-0-0	6

LONGEST WIN STREAKS

OVERALL

Date	Record	Streak
1. March 18-April 7, 2009	9-0-0	9
Dec. 31-Jan. 19, 2006	9-0-0	9
Oct. 22-Nov. 11, 2005	9-0-0	9

HOME

Date	Record	Streak
1. Feb. 20-April 7, 2009	12-0-0	12

ROAD

Date	Record	Streak
1. Nov. 10-Dec. 7, 1990	6-0-0	6

BEST RECORD BY MONTH

OCTOBER

Season	Record	Points
1. 2005-06	8-2-1	17
2019-20	8-3-1	17
2007-08	7-3-3	17

NOVEMBER

Season	Record	Points
1. 2006-07	9-5-1	19
2. 2002-03	6-3-3-2	17
3. 2005-06	8-5-0	16
2019-20	8-7-0	16
1986-87	7-3-2	16
2016-17	7-5-2	16
2001-02	6-6-4-0	16

DECEMBER

Season	Record	Points
1. 2001-02	8-2-1-3	20
2. 2005-06	8-3-3	19
1986-87	8-5-3	19
4. 2017-18	8-5-2	18

JANUARY

Season	Record	Points
1. 2005-06	13-1-0	26
2. 2013-14	10-4-0	20
3. 2009-10	9-5-0	18
2010-11	8-4-2	18
2000-01	8-4-2-0	18

FEBRUARY

Season	Record	Points
1. 2018-19	10-3-0	20
2. 2012-13	8-5-1	17
3. 1979-80	7-5-2	16
2011-12	6-1-4	16

MARCH

Season	Record	Points
1. 2016-17	10-2-5	25
2. 2008-09	10-1-2	22
3. 1985-86	9-3-2	20
2009-10	9-5-2	20
2005-06	9-5-2	20
1989-90	9-5-2	20

APRIL

Season	Record	Points
1. 1994-95	6-8-0	12

WORST RECORD BY MONTH

OCTOBER

Season	Record	Points
1. 2014-15	0-6-2	2
2. 1982-83	2-6-2	6
2016-17	2-4-2	6
1992-93	3-8-0	6

NOVEMBER

Season	Record	Points
1. 1984-85	2-7-2	6
2. 1992-93	3-8-1	7
1982-83	3-8-1	7
4. 2009-10	3-10-2	8
1980-81	3-8-2	8

DECEMBER

Season	Record	Points
1. 1979-80	1-8-3	5
2. 1995-96	2-10-3	7
1999-00	3-8-1	7
1991-92	3-8-1	7
2014-15	3-10-1	7

JANUARY

Season	Record	Points
1. 1994-95	1-2-2	4
2012-13	2-3-0	4
3. 1991-92	1-7-3	5
4. 2002-03	2-10-1-2	7
1980-81	2-10-3	7
1996-97	3-10-1	7
1992-93	3-11-1	7
1982-83	3-10-1	7

FEBRUARY

Season	Record	Points
1. 2013-14	1-4-0	2
2. 2005-06	2-3-0	4
3. 2001-02	2-3-1	5
1985-86	2-10-1	5

MARCH

Season	Record	Points
1. 2019-20*	3-1-0	6
2. 1982-83	3-10-1	7
3. 1980-81	3-9-2	8

APRIL

Season	Record	Points
1. 2002-03	0-3-0-0	0
2. 2003-04	0-1-1-0	1
3. 2017-18	1-2-0	2
2007-08	1-2-0	2
2015-16	1-3-0	2

*NHL canceled 12 scheduled games in March 2020 due to COVID-19 pandemic

HOME STANDS/ROAD TRIPS

BEST HOME STANDS

THREE-GAME STAND

Date	Record	Points
1. Jan. 21-24, 1988	3-0-0	6
March 21-25, 1990	3-0-0	6
Oct. 7-14, 1995	3-0-0	6
March 13-18, 1996	3-0-0	6
March 18-23, 2001	3-0-0	6
Oct. 24-28, 2005	3-0-0	6
Jan. 10-Jan. 15, 2006	3-0-0	6
March 18-21, 2009	3-0-0	6
Feb. 9-13, 2010	3-0-0	6
Dec. 23-29, 2017	3-0-0	6
2. Nov. 21-25, 1979	2-0-1	5
Jan. 27-31, 1982	2-0-1	5
March 6-10, 1982	2-0-1	5
March 27-April 2, 1983	2-0-1	5
Oct. 24-31, 1987	2-0-1	5
Dec. 29-Jan. 4, 1991-92	2-0-1	5
Nov. 29-Dec. 4, 1998	2-0-1	5
Nov. 2-6, 2001	2-0-1	5

FOUR-GAME STAND

Date	Record	Points
1. March 17-24, 1985	4-0-0	8
Jan. 8-14, 2017	4-0-0	8
3. Oct. 18-25, 1980	3-0-1	7

FIVE-GAME STAND

Date	Record	Points
1. Dec. 13-Dec. 23, 2005	5-0-0	10
2. Dec. 31-Jan. 9, 2000-01	4-0-1	9
3. March 22-April 1, 1986	3-0-2	8

SIX-GAME STAND

Date	Record	Points
1. Feb. 25-March 7, 1987	5-0-1	11

SEVEN-GAME STAND

Date	Record	Points
1. Dec. 28-Jan. 11, 2019-20	5-2-0	10
2. Feb. 21-March 7, 1997	4-2-1	9
3. Dec. 27-Jan. 8, 2003-04	4-3-0-0	8

EIGHT-GAME STAND *(Team's only eight-game home stand)*

Date	Record	Points
1. Jan. 30-Feb. 13, 2018	5-2-1	11

NINE-GAME STAND *(Team's only nine-game home stand)*

Date	Record	Points
1. Oct. 30-Nov. 19, 2002	4-0-3-2	13

Unbeaten records do not include games lost in overtime or a shootout

BEST ROAD TRIPS

THREE-GAME TRIP

Date	Record	Points
1. Nov. 14-19, 2019	3-0-0	6
2. Feb. 1-5, 1984	2-0-1	5
Dec. 18-21, 1987	2-0-1	5
Nov. 12-16, 1996	2-0-1	5
April 1-4, 2001	2-0-1	5
Dec. 26-31, 2001	2-0-1	5
March 29-April 1, 2010	2-0-1	5
Jan. 20-23, 2019	2-0-1	5
9. Feb. 8-13, 2012	1-0-2	4

FOUR-GAME TRIP

Date	Record	Points
1. March 19-25, 2017	3-0-1	7
2. Feb. 2-10, 1982	2-0-2	6
Nov. 29-Dec. 5, 1996	2-0-2	6
Feb. 23-29, 2004	2-0-1-1	6
5. Oct. 18-25, 2003	1-0-3-0	5

FIVE-GAME TRIP

Date	Record	Points
1. Dec. 10-19, 2019	4-0-1	9
2. Feb. 28-March 8, 1998	4-1-0	8
Feb. 5-12, 2019	4-1-0	8
March 13-20, 2004	3-0-0-2	8
5. Dec. 4-16, 2010	3-1-1	7
Feb. 29-March 10, 2020	3-1-1	7

SIX-GAME TRIP

Date	Record	Points
1. Jan. 30-Feb. 11, 1996	5-1-0	10
2. Feb. 2-Feb. 12, 2013	4-1-1	9
3. Oct. 6-22, 2007	3-1-2	8
Oct. 17-30, 2008	3-1-2	8
5. Feb. 1-12, 1994	3-2-1	7
Nov. 29-Dec. 10, 2005	3-2-1	7
7. Dec. 5-15, 2017	2-2-2	6
8. Jan. 25-Feb 8, 1997	2-4-0	4

SEVEN-GAME TRIP *(Team's only seven-game road trip)*

Date	Record	Points
1. Oct. 7-21, 2006	3-3-1	7

EIGHT-GAME TRIP *(Team's only eight-game road trip)*

Date	Record	Points
1. Feb. 7-March 7, 2002	5-3-0	10

Unbeaten records do not include games lost in overtime or a shootout

MARCH 19, 1980 (AT HARTFORD) — Hartford trailed Montreal in the third period 5-1, but came back with four goals to tie the game. Blaine Stoughton tied the game at 19:48 of the third period.

FEBRUARY 15, 1981 (AT HARTFORD) — The Whalers trailed Chicago 4-1 at the 14-minute mark of the second period, but came back to gain a 4-4 tie. Pat Boutette scored the tying goal at 2:20 of the third period.

NOVEMBER 20, 1982 (AT HARTFORD) — Hartford trailed Calgary 3-0 after the first period, but eventually gained a 4-4 tie when Pierre Larouche scored with just 36 seconds to play in the third period.

FEBRUARY 1, 1984 (AT DETROIT) — Hartford trailed Detroit 6-3 with 10 minutes left in the game, but came back to get a 6-6 tie on goals by Ray Neufeld, Risto Siltanen and then Ron Francis with just 2:03 to play.

OCTOBER 10, 1985 (AT BUFFALO) — Buffalo jumped off to a quick 3-0 lead in the season opener, but the Whalers battled back and eventually posted a 5-4 victory on Bobby Crawford's goal at 18:49 of the third period.

NOVEMBER 9, 1985 (AT QUEBEC) — Hartford trailed Quebec 3-0 after two periods but came back with four goals in the third period to win it 4-3. Joel Quenneville scored the winner for Hartford at 15:24 of the final period.

DECEMBER 13, 1985 (AT BUFFALO) — Hartford trailed Buffalo 4-1 in the second period but eventually posted a 5-4 victory. Paul Lawless, who had three goals in the game, scored the game-winner at 19:18 of the third period.

OCTOBER 11, 1986 (AT HARTFORD) — Hartford trailed Calgary 5-2 in the third period of the season opener, but scored four straight goals in the final 13:28 of play to post a 6-5 victory. Joel Quenneville scored the dramatic game-winner at 19:40 with the Whalers shorthanded.

NOVEMBER 16, 1987 (AT MONTREAL) — Hartford trailed Montreal 3-0 midway through the game, but goals by Mike Millar, Brent Peterson and Stewart Gavin (Gavin's with 37 seconds left in regulation time) gave Hartford a 3-3 tie.

DECEMBER 8, 1988 (AT HARTFORD) — Hartford trailed the New York Rangers 4-1 at 15:24 of the second period. Ron Francis tallied a late goal in that stanza to reduce the deficit to 4-2, and then the Whalers registered three goals in a span of 9:42 of the third period to win it. Tom Martin scored the game-winner at 14:44.

JANUARY 19, 1989 (AT HARTFORD) — Montreal built up a 4-0 lead by the 13:01 mark of the second period. Dave Tippett scored late in the second stanza to make it 4-1, and the Whalers registered four goals in a 5:43 span of the third period to take the lead, with Jody Hull getting the eventual game-winner. Kevin Dineen scored into an empty net to clinch the 6-4 win.

NOVEMBER 23, 1990 (AT BOSTON) — Hartford trailed Boston 3-0 after two periods but took advantage of two major penalties by the Bruins to score four power-play goals to beat the Bruins 4-3. Pat Verbeek had two goals and two assists to pace the victory.

DECEMBER 13, 1991 (AT BUFFALO) — Hartford trailed Buffalo 3-0 after the first period but scored five unanswered second period goals, two by Zarley Zalapski, en route to an 8-4 win. It was Friday the 13th.

FEBRUARY 9, 1992 (AT HARTFORD) — Down 4-1 in the third period, Hartford scored three goals in a span of 3:25 to tie the Minnesota North Stars 4-4. Jim McKenzie scored two goals, Steve Konroyd the other. Zarley Zalapski had three assists.

FEBRUARY 27, 1993 (AT QUEBEC) — Down 3-0 after the first 8:19 of the game, Hartford scored five unanswered goals in a 5-3 win.

APRIL 10, 1994 (AT TAMPA BAY) — Down 3-0 after the first 3:58 of the game, Hartford scored three times in 4:58 to tie the score after the first period. They went on to win 6-4.

MARCH 14, 1995 (AT NY ISLANDERS) — Down 3-0 before scoring at 7:50 of the second period, Hartford scored five straight goals to take a 5-3 lead by 2:41 of the third period. They went on to win 6-4.

NOVEMBER 23, 1997 (AT CALGARY) — Calgary jumped out to a 3-0 lead in the second period before Carolina responded with a goal with one minute remaining in the period and two scores in the third to end up with a 3-3 tie. Nelson Emerson scored the game-tying goal with 5:24 left in the third period.

NOVEMBER 5, 1998 (AT NY ISLANDERS) — After allowing three goals in the first 11:59 of the game, Carolina scored in the first and second periods to close the gap to 3-2 entering the third period. Carolina tallied three goals (Jeff O'Neill, Martin Gelinis and Kent Manderville) in a 3:20 span early in the third period for a 6-3 victory.

MARCH 15, 1999 (AT PHOENIX) — Carolina surrendered two goals to Phoenix in the first 1:12 of the game and trailed 3-1 after the first period. After trading goals in the second period, Carolina was in a 5-2 hole with 11:51 remaining. Ron Francis and Jeff O'Neill tallied goals in a 5:57 span to close the deficit to one. Martin Gelinis notched the game-tying goal with 1:34 remaining in the third period to tie the game 5-5.

JANUARY 7, 2000 (AT CAROLINA) — After trailing 4-0 to Anaheim midway through the second period, Andrei Kovalenko scored at the 17:34 mark of the second period. Jeff O'Neill scored twice and Glen Wesley added another in the third period to tie the score at 4-4.

***MAY 9, 2002 (AT MONTREAL)** — In Game 4 of the Eastern Conference Semifinals, Carolina trailed Montreal 3-0 heading into the third period. Sean Hill scored a power play goal at 3:57 of the third period and Bates Battaglia cut the lead to one at 12:43. Erik Cole tied the game with 41 seconds left in regulation with Carolina skating with an extra attacker. Then, defenseman Niclas Wallin won it with a shot from the right point at 3:14 of the overtime period to give Carolina the momentum and propel the Hurricanes to the series victory in six games.

***JUNE 5, 2006 (AT CAROLINA)** — In Game 1 of the Stanley Cup Finals, Carolina trailed Edmonton 3-0 before Rod Brind'Amour put the Hurricanes on the board with 2:43 remaining in the second period. Ray Whitney opened the third period with an even-strength goal at the 1:40 mark and added a power-play goal at 5:09 to even the score 3-3. Justin Williams gave Carolina a 4-3 lead at the 10:02 mark before Edmonton's Ales Hemsky tied it 4-4 with 6:29 remaining in regulation. Brind'Amour iced the game with 32 seconds remaining in regulation to give Carolina its first Stanley Cup Finals victory en route to a 4-3 series triumph and the franchise's first championship.

JANUARY 11, 2007 (AT CAROLINA) — Trailing Florida 3-0 after two periods, Chad LaRose broke up Alex Auld's shutout bid 1:40 into the third frame. Subsequently, Erik Cole (3:06), Scott Walker (8:02), Cory Stillman (9:35) and Craig Adams (10:02) combined for four more goals in the 9:22 following LaRose's tally to give Carolina a 5-3 lead. Olli Jokinen made the game 5-4 with 56 seconds remaining in regulation, but former Panthers winger Ray Whitney iced the 6-4 win for Carolina with just 13 seconds to play.

APRIL 7, 2007 (AT CAROLINA) — In the final game of the season, Carolina trailed Florida 4-1, 12:14 into the second period with David Tanabe's goal at 5:46 of the second the lone high point for the home team. Then, 5:31 into the third period, Tanabe again scored to bring the Hurricanes to within two goals. At the 12:13 mark of the third, Erik Cole scored to make it 4-3, followed by Eric Staal who tied the game with just 4:23 remaining in regulation. John Grahame stopped Bryan Allen's penalty shot 2:37 into overtime, and Rod Brind'Amour sent the Hurricanes into the offseason with a win when he beat netminder Craig Anderson with 24 seconds left in the extra frame.

OCTOBER 11, 2008 (AT TAMPA BAY) — In just the second game of the regular season, Carolina trailed 3-0 late in the second period. Rod Brind'Amour got the Hurricanes' rally started with less than one minute remaining in the second frame, and Matt Cullen used a power-play goal 1:56 into the third to cut the Lightning lead to one. Eric Staal tied the game 3-3 with 10:04 remaining in regulation. The Hurricanes peppered goaltender Mike Smith with five shots in the overtime period, the last coming when Staal notched his second of the game with 24 seconds remaining. It marked just the third regular-season three-goal comeback for Carolina since the team's relocation in 1997.

***APRIL 28, 2009 (AT NEW JERSEY)** — THE SHOCK AT THE ROCK: Carolina trailed New Jersey 3-2 with 1:20 remaining in Game 7 of the Eastern Conference Quarterfinals at the Prudential Center when Jussi Jokinen one-timed a pass from Joni Pitkanen to tie the game. Eric Staal then notched the game-winner when he fired a shot under Martin Brodeur's right shoulder with 32 seconds remaining. Staal's goal marked the latest game-winning goal in the third period of a Game 7 in Stanley Cup playoffs history, and Jokinen's and Staal's goals in the final 1:20 also marked the latest in a Game 7 that a team trailed in regulation and came back to win.

DECEMBER 31, 2013 (AT CAROLINA) — Down 3-0 through two periods, the Hurricanes appeared to be en route to a disappointing end to 2013. But, after the teams started the third period 4-0-4, Canadiens defenseman Andrei Markov took a penalty just 11 seconds into the frame that led to Jeff Skinner's 4-0-3 power-play goal at 1:38. Skinner struck again 37 seconds later during the ensuing 5-0-4 before Eric Staal tied the game 3-3 at 4:07. Manny Malhotra's goal at 8:16 gave the Hurricanes a short-lived lead that P.K. Subban nullified two minutes later. The score remained 4-4 until Carolina's Alexander Semin beat Carey Price at 3:27 of overtime to seal the win. The dramatic victory propelled the Hurricanes into their 14-game January schedule that saw the team post 10 wins in a month for just the third time in its history.

***APRIL 24, 2019 (AT WASHINGTON)** — Carolina trailed Washington 2-0 after the first period of Game 7 of the Eastern Conference First Round. Sebastian Aho scored shorthanded at 9:51 of the second period to bring the Hurricanes within one, but the Capitals' Evgeny Kuznetsov scored less than four minutes later to restore Washington's two-goal lead. Teuvo Teravainen scored at 16:37 of the second period to make the game 3-2, then Jordan Staal fired a shot from the right circle past Braden Holtby at 2:56 of the third period to tie the game at three. Brock McGinn cleared a loose puck off of Carolina's goal line late in regulation, then went on to score the game-winner at 11:05 of the second overtime, eliminating the defending Stanley Cup champions. The win marked the first double-overtime victory in franchise history.

DECEMBER 19, 2019 (AT COLORADO) — The Hurricanes trailed the Avalanche 1-0 with three minutes remaining in the third period. Andrei Svechnikov tied the game with 2:56 remaining and Jacob Slavin scored one minute and 17 seconds later to give Carolina the lead. Sebastian Aho added an empty netter to help the Hurricanes close out a five-game road trip with a 4-0-1 record for the first time in franchise history.

* Playoff game

SEASON RECORDS

		OVERALL		HOME		ROAD	
POINTS	MOST	112	(2005-06)	64	(2005-06)	48	(2001-02, 2005-06)
	FEWEST	45	(1982-83)	29	(1992-93)	14	(1982-83)
WINS	MOST	52	(2005-06)	31	(2005-06)	22	(2018-19)
	FEWEST	19	(1982-83)	12	(1992-93, 2002-03)	5	(1979-80)
LOSSES	MOST	54	(1982-83)	25	(1992-93)	32	(1982-83)
	FEWEST	22	(2005-06)	8	(2005-06)	13	(2001-02)
TIES	MOST	19	(1979-80)	11	(2001-02)	13	(1979-80)
	FEWEST	4	(1985-86)	2	(1985-86, 1988-89)	1	(1992-93, 1997-98)
GOALS SCORED	MOST	332	(1985-86)	181	(1985-86)	151	(1985-86)
	FEWEST	171	(2002-03)	84	(2002-03)	83	(2000-01)
GOALS ALLOWED	MOST	403	(1982-83)	176	(1992-93)	234	(1982-83)
	FEWEST	202	(1998-99)	96	(1998-99)	106	(1998-99)
SHUTOUTS	MOST	8	(1998-99)	5	(1998-99, 2011-12)	4	(2018-19)
	FEWEST	0	(1981-82, 1992-93)	0	(1981-82, 1982-83, 1992-93)	0	(1979-80, 1980-81, 1992-93, 1996-97, 2014-15)
TIMES SHUTOUT	MOST	8	(1995-96, 2006-07, 2014-15)	6	(2002-03)	7	(1995-96)
	FEWEST	1	(1982-83, 1988-89, 2008-09)	0	(1979-80, 1980-81, 1986-87, 1988-89, 1990-91, 1998-99)	0	(2008-09)
SHOTS TAKEN	MOST	2,822	(2018-19)	1,447	(2017-18)	1,403	(2018-19)
	FEWEST	2,142	(1998-99)	1,081	(1998-99)	1,046	(1979-80)
SHOTS AGAINST	MOST	2,871	(1982-83)	1,373	(1982-83)	1,501	(1992-93)
	FEWEST	2,131	(1989-90)	963	(1989-90)	1,069	(2000-01)
PP CHANCES	MOST	531	(2005-06)	281	(2005-06)	250	(2005-06)
	FEWEST	217	(1979-80)	115	(2015-16)	99	(1979-80)
PP GOALS	MOST	95	(2005-06)	48	(1989-90, 2005-06, 2007-08)	47	(2005-06)
	FEWEST	40	(2015-16)	18	(2016-17)	14	(1979-80)
OPP. PP GOALS	MOST	107	(1992-93)	47	(1992-93)	60	(1992-93)
	FEWEST	29	(2014-15)	12	(1999-00, 2015-16)	13	(2014-15)
SH SITUATIONS	MOST	493	(1992-93)	238	(2005-06)	260	(1992-93)
	FEWEST	190	(2014-15)	90	(2014-15)	96	(2017-18)
SH GOALS	MOST	17	(2005-06)	8	(1985-86)	11	(2005-06)
	FEWEST	2	(2014-15)	1	(1988-89, 2014-15, 2017-18)	0	(1979-80)
OPP. SH GOALS	MOST	18	(1988-89)	12	(1988-89)	9	(1980-81, 2000-01)
	FEWEST	1	(1979-80)	0	(1979-80, 2009-10)	1	(1979-80, 2010-11, 2011-12, 2016-17)
PIMS	MOST	2,354	(1992-93)	1,213	(1989-90)	1,353	(1992-93)
	FEWEST	476	(2016-17)	212	(2016-17)	251	(2017-18)
OPPONENT PIMS	MOST	2,244	(1992-93)	1,017	(1989-90)	1,258	(1987-88)
	FEWEST	544	(2016-17)	272	(2016-17)	263	(2017-18)

Minimum 70-Game Season For "Fewest" Records; OTLs do not count as losses

POWER PLAY

YEAR	GF – OPP.	PCT.	NHL RANK
1979-80	42 – 216	19.4%	15
1980-81	60 – 318	18.9%	18
1981-82	68 – 292	23.3%	10
1982-83	51 – 264	19.3%	20
1983-84	80 – 329	24.3%	5
1984-85	73 – 321	22.7%	10
1985-86	83 – 378	22.0%	11
1986-87	73 – 352	20.7%	11
1987-88	84 – 477	17.6%	17
1988-89	87 – 418	20.8%	10
1989-90	80 – 398	20.1%	13
1990-91	73 – 403	18.1%	15
1991-92	73 – 414	17.6%	15
1992-93	78 – 444	17.6%	19
1993-94	61 – 408	15.0%	23
1994-95	30 – 174	17.2%	14
1995-96	67 – 372	18.0%	13
1996-97	58 – 321	18.1%	4
1997-98	50 – 378	13.2%	18
1998-99	42 – 382	11.0%	27
1999-00	58 – 342	17.0%	9
2000-01	72 – 382	18.8%	8
2001-02	63 – 391	16.1%	12
2002-03	58 – 420	13.8%	27
2003-04	41 – 384	10.7%	30
2005-06	95 – 531	17.9%	17
2006-07	67 – 447	15.0%	25
2007-08	79 – 420	18.8%	8
2008-09	70 – 374	18.7%	18
2009-10	56 – 332	16.9%	22
2010-11	55 – 346	15.9%	24
2011-12	49 – 294	16.7%	19
2012-13	24 – 165	14.5%	27
2013-14	41 – 281	14.6%	28
2014-15	45 – 240	18.8%	13
2015-16	40 – 238	16.8%	24
2016-17	41 – 231	17.8%	21
2017-18	44 – 239	18.4%	22
2018-19	44 – 247	17.8%	20
2019-20	46 – 206	22.3%	8
TOTAL	2,401 – 13,569	17.7%	16.75

PENALTY KILL

YEAR	GA – OPP.	PCT.	NHL RANK
1979-80	64 – 249	74.30%	17
1980-81	80 – 328	75.60%	14
1981-82	78 – 283	72.40%	20
1982-83	70 – 293	76.10%	12
1983-84	68 – 301	77.40%	12
1984-85	62 – 324	80.90%	4
1985-86	72 – 376	80.90%	4
1986-87	71 – 336	78.90%	12
1987-88	67 – 426	84.30%	1
1988-89	70 – 377	81.40%	7
1989-90	74 – 401	81.50%	4
1990-91	72 – 369	80.50%	11
1991-92	86 – 396	78.30%	18
1992-93	107 – 493	78.30%	19
1993-94	88 – 416	78.80%	24
1994-95	37 – 185	80.00%	22
1995-96	83 – 429	80.70%	19
1996-97	51 – 332	84.60%	10
1997-98	58 – 391	85.20%	12
1998-99	51 – 346	85.30%	12
1999-00	40 – 253	84.20%	15
2000-01	45 – 351	87.20%	2
2001-02	54 – 332	83.70%	20
2002-03	71 – 392	81.90%	22
2003-04	66 – 359	81.60%	25
2005-06	81 – 445	81.80%	19
2006-07	61 – 395	84.60%	6
2007-08	75 – 355	78.90%	26
2008-09	59 – 301	80.40%	19
2009-10	62 – 320	80.60%	19
2010-11	51 – 272	81.20%	20
2011-12	49 – 252	80.60%	22
2012-13	36 – 161	77.60%	28
2013-14	44 – 241	81.70%	17
2014-15	29 – 190	84.70%	4
2015-16	32 – 204	84.30%	6
2016-17	32 – 202	84.20%	6
2017-18	43 – 191	77.50%	24
2018-19	44 – 239	81.60%	8
2019-20	39 – 243	84.00%	4
TOTAL	2,401 – 13,569	82.31%	14.15

SEASON RECORDS

LONGEST WIN STREAK

Overall	9	Oct. 22 – Nov. 11, 2005 Dec. 31, 2005 – Jan. 19, 2006 March 18 – April 7, 2009
Home	12	Feb. 20 – April 7, 2009
Road	6	Nov. 10 – Dec. 7, 1990

LONGEST UNBEATEN STREAK

Overall	10	Jan. 20 – Feb. 10, 1982 (6-0-4)
Home	12	Feb. 20 – April 7, 2009
Road	8	Nov. 11 – Dec. 5, 1996 (4-0-4)

LONGEST WINLESS STREAK

Overall	14	Jan. 4 – Feb. 9, 1992 (0-8-6) Oct. 10 – Nov. 13, 2009 (0-10-4)
Home	13	Jan. 15 – March 10, 1985 (0-11-2)
Road	15	Nov. 11, 1979 – Jan. 9, 1980 (0-11-4) Jan. 7, 2003 – March 2, 2003 (0-11-2-2)

LONGEST LOSING STREAK

Overall	9	Feb. 19 – March 8, 1983
Home	8	March 14, 2013 – April 9, 2013
Road	13	Dec. 18, 1982 – Feb. 5, 1983

MOST CONSECUTIVE TIES

Overall	3	March 19 – 22, 1980 (all were 5-5 ties)
Home	7	Jan. 23 – March 18, 2002
Road	3	March 9 – 22, 1980

MOST CONSECUTIVE NON-TIE GAMES

Overall	39	March 16, 1985 – Dec. 14, 1985 (23W, 16L)
Home	44	March 17, 1985 – March 22, 1986 (25W, 19L)
Road	34	Oct. 26, 1997 – April 19, 1998 (17W, 17L)

80-OR-MORE-POINT-MEN IN A SEASON

Most	3	1979-80 (Mike Rogers: 105, Blaine Stoughton: 100, Mark Howe: 80) 1992-93 (Geoff Sanderson: 89, Andrew Cassels: 86, Pat Verbeek: 82)
Fewest	0	23 times, last: 2019-20

90-OR-MORE-POINT-MEN IN A SEASON

Most	2	1979-80 (Mike Rogers: 105, Blaine Stoughton: 100)
Fewest	0	30 times, last: 2019-20

100-OR-MORE-POINT-MEN IN A SEASON

Most	2	1979-80 (Mike Rogers: 105, Blaine Stoughton: 100)
Fewest	0	32 times, last: 2019-20

20-OR-MORE-GOAL-SCORERS IN A SEASON

Most	8	1986-87 (Kevin Dineen: 40, John Anderson: 31, Ron Francis: 30, Ray Ferraro: 27, Sylvain Turgeon: 23, Paul Lawless: 22, Dean Evason: 22, Stewart Gavin: 20)
Fewest	0	2003-04

30-OR-MORE-GOAL-SCORERS IN A SEASON

Most	4	2005-06 (Eric Staal: 45, Justin Williams: 31, Rod Brind'Amour: 31, Erik Cole: 30)
Fewest	0	Nine times, last: 2017-18

40-OR-MORE-GOAL-SCORERS IN A SEASON

Most	2	1979-80 (Blaine Stoughton: 56, Mike Rogers: 44) 1980-81 (Blaine Stoughton: 43, Mike Rogers: 40) 1988-89 (Kevin Dineen: 45, Ray Ferraro: 41)
Fewest	0	22 times, last: 2019-20

50-OR-MORE-GOAL-SCORERS IN A SEASON

Most	1	1979-80 (Blaine Stoughton: 56) 1981-82 (Blaine Stoughton: 52)
Fewest	0	36 times, last: 2019-20

40-OR-MORE-ASSIST-MEN IN A SEASON

Most	4	1979-80 (Mike Rogers: 61, Mark Howe: 56, Dave Keon: 52, Blaine Stoughton: 44) 1985-86 (Dave Babych: 55, Ron Francis: 53, Ray Ferraro: 47, John Anderson: 45) 1988-89 (Ron Francis: 48, Kevin Dineen: 44, Dave Babych: 41, Scott Young: 40) 1989-90 (Ron Francis: 69, Pat Verbeek: 45, Kevin Dineen: 41, Scott Young: 40) 1992-93 (Andrew Cassels: 65, Zarley Zalapski: 51, Pat Verbeek: 43, Geoff Sanderson: 43)
Fewest	0	Seven times, last: 2016-17

50-OR-MORE-ASSIST-MEN IN A SEASON

Most	3	1979-80 (Mike Rogers: 61, Mark Howe: 56, Dave Keon: 52)
Fewest	0	19 times, last: 2019-20

60-OR-MORE-ASSIST-MEN IN A SEASON

Most	1	Seven times, last: 1992-93 (Andrew Cassels: 65)
Fewest	0	29 times, last: 2019-20

100-PENALTY-MINUTE-MEN IN A SEASON

Most	11	1990-91
Fewest	0	11 times, last: 2019-20

150-PENALTY-MINUTE-MEN IN A SEASON

Most	5	1989-90, 1992-93
Fewest	0	17 times, last: 2019-20

200-PENALTY-MINUTE-MEN IN A SEASON

Most	3	1992-93 (Nick Kypreos 325, Mark Janssens 237, Jim McKenzie 202)
Fewest	0	22 times, last: 2019-20

SINGLE GAME RECORDS

MOST GOALS SCORED

Home	11	Feb. 12, 1984 — In an 11-0 win vs. Edmonton Oct. 19, 1985 — In an 11-6 win vs. Montreal Jan. 17, 1986 — In an 11-6 win vs. Quebec March 15, 1986 — In an 11-4 win vs. Chicago
Road	9	Nov. 27, 1985 — In a 9-0 win at Los Angeles March 30, 1989 — In a 9-5 win at Pittsburgh Oct. 8, 1989 — In a 9-6 win at Quebec March 7, 2009 — In a 9-3 win at Tampa Bay

MOST GOALS SCORED BY BOTH TEAMS

Home	17	Oct. 19, 1985 — In an 11-6 win vs. Montreal Jan. 17, 1986 — In an 11-6 win vs. Quebec
Road	15	Feb. 22, 1982 — In an 8-7 loss at Minnesota Feb. 1, 1983 — In a 12-3 loss at Quebec Dec. 22, 1984 — In a 10-5 loss at Montreal Oct. 8, 1989 — In a 9-6 win at Quebec Jan. 18, 1993 — In an 8-7 loss vs. Winnipeg (at Saskatoon)

MOST SHOTS TAKEN

Home	65	March 15, 1984 — In a 5-3 win vs. Toronto
Road	60	Nov. 2, 2017 — In a 5-3 loss at Colorado

MOST SHOTS ALLOWED

Home	59	Nov. 2, 1982 — In a 7-6 loss vs. Minnesota
Road	60	Oct. 25, 2008 — In a 4-3 win at NY Islanders

MOST GOALS ALLOWED

Home	10	Feb. 10, 1985 — In a 10-4 loss vs. Quebec March 5, 1992 — In a 10-4 loss vs. Quebec
Road	12	Feb. 1, 1983 — In a 12-3 loss at Quebec

LARGEST WINNING MARGIN

Home	11	Feb. 12, 1984 — In an 11-0 win vs. Edmonton
Road	9	Nov. 27, 1985 — In a 9-0 win at Los Angeles

LARGEST LOSING MARGIN

Home	9	Nov. 12, 2005 — In a 9-0 loss vs. Atlanta
Road	9	Dec. 6, 1982 — In an 11-2 loss at Montreal Feb. 1, 1983 — In a 12-3 loss at Quebec

SINGLE GAME RECORDS

MOST SHOTS ON GOAL BY BOTH TEAMS IN ONE GAME

Home	91	Feb. 14, 1982 — Hartford had 40 shots, Islanders 51 in a 9-1 loss vs. NY Islanders March 7, 1982 — Hartford had 51 shots, Kings 40 in a 7-6 win vs. Los Angeles
Road	95	March 21, 1982 — Hartford had 44 shots, Flyers 51 in a 5-3 loss at Philadelphia

FEWEST SHOTS TAKEN

Home	14	Jan. 28, 1995 — In a 2-1 loss vs. Florida Jan. 20, 2004 — In a 3-1 loss vs. Ottawa
Road	10	Jan. 30, 1999 — In a 3-1 win at Montreal

FEWEST SHOTS ALLOWED

Home	10	March 26, 2000 — In a 4-1 win vs. NY Islanders March 22, 2007 — In a 4-3 win vs. Washington
Road	11	Dec. 16, 2001 — In a 7-0 win at Pittsburgh

FEWEST SHOTS ON GOAL BY BOTH TEAMS

Home	33	Nov. 20, 1993 — Hartford took 20 shots, Sharks 13 in a 3-2 loss vs. San Jose
Road	35	March 8, 2001 — Carolina had 20 shots, Lightning 15 in a 1-0 loss at Tampa Bay

MOST PENALTY MINUTES

Home	89	March 31, 1982 — In a 5-1 loss vs. Montreal (7 minors, 5 majors, 4 misconducts, 1 game misconduct)
Road	125	Oct. 12, 1992 — In a 6-2 loss at NY Rangers (15 minors, 5 majors, 4 misconducts, 2 game misconducts)

MOST PENALTY MINUTES BY AN OPPONENT

Home	108	March 31, 1982 — In a 5-1 loss vs. Montreal (9 minors, 6 majors, 4 misconducts, 2 game misconducts)
Road	106	Jan. 11, 1982 — In a 6-2 loss at Quebec (6 minors, 5 majors, 7 misconducts)

MOST PENALTY MINUTES BY BOTH TEAMS

Home	197	March 31, 1982 — In a 6-1 loss vs. Montreal. Hartford had 89 minutes, Canadiens 108
Road	222	Jan. 11, 1982 — In a 6-2 loss at Quebec. Hartford had 115 minutes, Nordiques 107

FEWEST PENALTY MINUTES

Home	0	13 times; last: Oct. 29, 2017 — In a 4-3 SO loss vs. Anaheim
Road	0	Nine times; last: Jan. 9, 2018 — In a 5-4 loss at Tampa Bay

FEWEST PENALTY MINUTES BY AN OPPONENT

Home	0	April 23, 2013 — NY Islanders in a 4-3 shootout loss Nov. 6, 2015 — Dallas in a 4-1 win
Road	0	11 times; last: March 5, 2020 — Philadelphia in a 4-1 loss

FEWEST PENALTY MINUTES BY BOTH TEAMS

Home	0	Jan. 14, 2017 — Neither Carolina nor the NY Islanders received a penalty in a 7-4 win
Road	0	Jan. 26, 1980 — Neither Hartford nor NY Islanders received a penalty in a 3-2 loss April 6, 2015 — Neither Carolina nor Buffalo received a penalty in a 4-3 loss Dec. 28, 2016 — Neither Carolina nor Pittsburgh received a penalty in a 3-2 loss

MOST GOALS SCORED

FIRST PERIOD

Home	7	Oct. 19, 1985 — In an 11-6 win vs. Montreal
Road	5	March 4, 2006 — In an 7-5 win at Pittsburgh April 6, 2010 — In an 8-5 win at Tampa Bay

SECOND PERIOD

Home	7	April 4, 1980 — In a 9-2 win vs. Quebec
Road	6	March 7, 2009 — In a 9-3 win at Tampa Bay

THIRD PERIOD

Home	6	Dec. 27, 1981 — In a 7-3 win vs. Toronto Jan. 11, 2007 — In a 6-4 win vs. Florida Dec. 13, 2016 — In an 8-6 win vs. Vancouver
Road	5	Oct. 25, 1983 — In an 8-5 win at Los Angeles Oct. 26, 1988 — In a 7-1 win at Buffalo

MOST GOALS ALLOWED

FIRST PERIOD

Home	5	Dec. 26, 1981 — In a 9-6 loss vs. Boston March 15, 1988 — In an 8-6 loss vs. Calgary Oct. 9, 1993 — In a 5-2 loss vs. Philadelphia Nov. 12, 2005 — In a 9-0 loss vs. Atlanta
Road	6	Feb. 1, 1983 — In a 12-3 loss at Quebec

SECOND PERIOD

Home	6	Jan. 29, 1991 — In an 8-1 loss vs. NY Islanders Dec. 26, 1998 — In a 6-3 loss vs. NY Rangers
Road	6	Jan. 30, 1996 — In an 8-2 loss at San Jose

THIRD PERIOD

Home	6	Nov. 12, 1985 — In an 8-1 loss vs. Los Angeles
Road	7	Dec. 6, 1982 — In an 11-2 loss at Montreal

MOST GOALS SCORED BY BOTH TEAMS

FIRST PERIOD

Home	9	Feb. 25, 1984 — Hartford 5 goals, Flyers 4 in a 9-7 win vs. Philadelphia Oct. 19, 1985 — Hartford scored 7 goals, Canadiens 2 in an 11-6 win vs. Montreal
Road	8	Jan. 2, 1983 — Hartford scored 3 goals, Sabres 5 in an 8-4 loss at Buffalo Dec. 9, 1989 — Hartford scored 6 goals, Devils 2 in a 7-3 win at New Jersey Nov. 1, 1991 — Hartford and Red Wings each scored 4 goals in an 8-5 loss at Detroit

SECOND PERIOD

Home	8	Nov. 30, 1979 — Hartford scored 5 goals, Penguins 3 in a 7-5 win vs. Pittsburgh April 4, 1980 — Hartford scored 7 goals, Nordiques 1 in a 9-2 win vs. Quebec Dec. 26, 1980 — Hartford scored 4 goals, Penguins 4 in a 9-7 win vs. Pittsburgh Nov. 18, 1981 — Hartford scored 5 goals, Maple Leafs 3 in an 8-5 win vs. Toronto March 7, 1982 — Hartford scored 5 goals, Kings 3 in a 7-6 win vs. Los Angeles March 28, 1987 — Hartford scored 4 goals, Penguins 4 in a 5-4 win vs. Pittsburgh Oct. 22, 1988 — Hartford scored 4 goals, Flyers 4 in an 8-6 win vs. Philadelphia
Road	8	Jan. 18, 1993 — Hartford scored 5 goals, Jets 3 in an 8-7 loss vs. Winnipeg at Saskatoon

THIRD PERIOD

Home	8	March 15, 1986 — Hartford scored 5 goals, Blackhawks 3 in an 11-4 win vs. Chicago
Road	7	Feb. 23, 1980 — Hartford scored 3 goals, Flames 4 in a 6-5 loss at Atlanta Feb. 22, 1982 — Hartford scored 3 goals, North Stars 4 in an 8-7 loss at Minnesota Dec. 6, 1982 — Hartford scored 0 goals, Canadiens 7 in an 11-2 loss at Montreal Oct. 25, 1983 — Hartford scored 5 goals, Kings 2 in an 8-5 win at Los Angeles Oct. 23, 1984 — Hartford scored 1 goal, Flames 6 in a 9-4 loss at Calgary Dec. 1, 1984 — Hartford scored 2 goals, Nordiques 5 in an 8-4 loss at Quebec Dec. 22, 1984 — Hartford scored 3 goals, Canadiens 4 in a 10-5 loss at Montreal Dec. 4, 1985 — Hartford scored 3 goals, Flames 4 in an 8-5 loss at Calgary Feb. 27, 1992 — Hartford scored 4 goals, Penguins 3 in an 8-4 win at Pittsburgh Dec. 13, 2018 — Carolina scored 3 goals, Canadiens 4 in a 6-4 loss at Montreal

SINGLE PERIOD RECORDS

MOST SHOTS TAKEN

FIRST PERIOD

Home	29	Nov. 21, 2018 — 5-2 win vs. Toronto
Road	23	Dec. 28, 1995 — 9-4 loss at Pittsburgh Feb. 23, 1996 — 5-4 loss at Pittsburgh April 6, 2010 — 8-5 win at Tampa Bay April 6, 2015 — 4-3 loss at Buffalo

SECOND PERIOD

Home	32	March 15, 1984 — 5-3 win vs. Toronto
Road	24	Dec. 13, 1991 — 8-4 win at Buffalo Oct. 22, 2005 — 4-0 win at Washington

THIRD PERIOD

Home	24	Dec. 8, 1983 — 8-6 loss vs. Toronto April 7, 2009 — 9-0 loss vs. NY Islanders
Road	26	March 2, 2014 — 5-3 loss at Anaheim

OVERTIME

Home	9	April 7, 2007 — 5-4 win vs. Florida Oct. 29, 2017 — 4-3 shootout loss vs. Anaheim
Road	10	March 5, 2004 — 3-2 win at Atlanta

MOST SHOTS ALLOWED

FIRST PERIOD

Home	22	Feb. 15, 1983 — 5-2 loss vs. Los Angeles
Road	23	Nov. 7, 1982 — 6-2 loss at Washington Oct. 8, 1992 — 3-2 OT loss at Boston

SECOND PERIOD

Home	24	Nov. 2, 1982 — 7-6 loss vs. Minnesota
Road	24	Feb. 27, 1982 — 7-1 loss at Washington April 13, 1992 — 6-3 loss at Boston Nov. 13, 1992 — 8-2 loss at Buffalo

THIRD PERIOD

Home	28	Jan. 30, 1982 — 3-2 win vs. Boston
Road	24	Feb. 19, 1981 — 6-2 loss at Pittsburgh Feb. 15, 2000 — 5-1 loss at Ottawa

OVERTIME

Home	7	Jan. 25, 2002 — 1-1 tie vs. Florida Feb. 21, 2003 — 2-2 tie vs. Florida Dec. 26, 2009 — 3-4 shootout loss vs. Philadelphia
Road	8	Dec. 12, 1997 — 3-2 loss at Buffalo

MOST SHOTS ON GOAL TAKEN BY BOTH TEAMS

FIRST PERIOD

Home	41	Feb. 15, 1983 — Hartford had 19 shots, Kings 22 in a 5-2 loss vs. Los Angeles Feb. 25, 1984 — Hartford had 24 shots, Flyers 17 in a 9-7 win vs. Philadelphia
Road	36	Feb. 23, 1996 — Hartford had 23 shots, Penguins 13 in a 5-4 loss at Pittsburgh March 17, 2016 — Carolina had 14 shots, Penguins 22 in a 4-2 loss at Pittsburgh

SECOND PERIOD

Home	39	March 15, 1984 — Hartford had 32 shots, Maple Leafs 7 in a 5-3 win vs. Toronto
Road	39	Dec. 10, 2001 — Carolina had 21 shots, Rangers 18 in a 4-3 OT win at NY Rangers

THIRD PERIOD

Home	36	Dec. 22, 2018 — Carolina had 20 shots, Penguins 16 in a 3-0 loss vs. Pittsburgh
Road	34	Nov. 5, 1980 — Hartford had 21 shots, Blues 13 in a 6-1 loss at St. Louis Oct. 28, 1983 — Hartford had 16 shots, Canucks 18 in a 5-4 OT loss at Vancouver Nov. 27, 1991 — Hartford had 16 shots, Flyers 18 in a 7-3 win at Philadelphia Feb. 6, 1992 — Hartford had 15 shots, Kings 19 in a 5-5 tie at Los Angeles March 2, 2014 — Carolina had 26 shots, Anaheim 8 in a 5-3 loss at Anaheim

OVERTIME

Home	13	April 7, 2007 — Carolina had 9 shots, Panthers 4 in a 5-4 win vs. Florida
Road	12	Jan. 7, 2003 — Carolina had 8 shots, Thrashers 4 in a 3-3 tie at Atlanta March 5, 2004 — Carolina had 10 shots, Thrashers 2 in a 3-2 OT win at Atlanta

FEWEST SHOTS TAKEN

FIRST PERIOD

Home	1	March 19, 1991 — 1-1 tie vs. Boston Nov. 26, 2008 — 1-3 loss vs. Philadelphia
Road	1	March 26, 1980 — 7-0 loss at Winnipeg Nov. 15, 1990 — 4-2 win at New Jersey Nov. 22, 2006 — 4-2 loss at NY Islanders

SECOND PERIOD

Home	2	Seven times; last: Nov. 21, 2018 — 5-2 win vs. Toronto
Road	0	March 8, 1984 — 3-2 loss at Montreal

THIRD PERIOD

Home	1	Dec. 18, 2002 — 1-1 tie vs. Tampa Bay Nov. 16, 2008 — 3-2 OT win vs. Tampa Bay Jan. 10, 2020 — 3-0 win vs. Arizona
Road	0	Four times; last: March 18, 2014 — 3-1 win at Columbus

FEWEST SHOTS ALLOWED

FIRST PERIOD

Home	1	March 28, 2002 — 4-1 win vs. Philadelphia March 22, 2007 — 4-3 win vs. Washington Feb. 20, 2009 — 4-1 win vs. Tampa Bay
Road	1	March 28, 1989 — 4-2 loss at Buffalo March 21, 1999 — 3-2 OT loss at Dallas March 8, 2001 — 1-0 loss at Tampa Bay Dec. 28, 2006 — 4-1 loss at Buffalo

SECOND PERIOD

Home	0	Oct. 6, 2019 — 4-3 OT win vs. Tampa Bay
Road	2	Eight times; last: March 15, 2019 — 3-0 loss at Columbus

THIRD PERIOD

Home	0	Dec. 11, 1985 — 3-1 loss vs. Montreal March 29, 2003 — 3-1 loss vs. Buffalo
Road	0	Feb. 8, 2001 — 4-2 loss at Los Angeles Feb. 3, 2004 — 3-1 loss at Colorado

FEWEST SHOTS ON GOAL TAKEN BY BOTH TEAMS

FIRST PERIOD

Home	7	Nov. 24, 1979 — Hartford had 5 shots, Nordiques 2 in a 4-4 tie vs. Quebec Dec. 6, 1986 — Hartford had 2 shots, Red Wings 5 in a 4-1 loss vs. Detroit Oct. 23, 1993 — Hartford had 4 shots, Sabres 3 in a 3-3 tie vs. Buffalo Oct. 20, 1998 — Carolina had 4 shots, Canucks 3 in a 3-1 win vs. Vancouver Dec. 4, 1998 — Carolina had 3 shots, Penguins 4 in a 3-3 tie vs. Pittsburgh
Road	6	March 28, 1989 — Hartford had 5 shots, Sabres 1 in a 4-2 loss at Buffalo

SECOND PERIOD

Home	8	March 25, 1989 — Hartford had 5 shots, Blues 3 in a 4-0 win vs. St. Louis Oct. 28, 2009 — Carolina had 5 shots, Blues 3 in a 5-2 loss vs. St. Louis Jan. 28, 2010 — Carolina had 5 shots, Islanders 3 in a 4-1 loss vs. NY Islanders
Road	8	March 13, 1990 — Hartford had 4 shots, Canucks 4 in a 1-0 win at Vancouver Feb. 26, 1999 — Carolina had 4 shots, Canucks 4 in a 1-0 loss at Vancouver Nov. 19, 1999 — Carolina had 3 shots, Capitals 5 in a 3-3 tie at Washington

THIRD PERIOD

Home	7	Feb. 18, 1986 — Hartford had 5 shots, Canucks 2 in a 5-4 win vs. Vancouver Jan. 3, 1998 — Carolina had 2 shots, Stars 5 in a 6-1 loss vs. Dallas
Road	5	Oct. 6, 1982 — Hartford had 4 shots, Canadiens 1 in a 2-1 loss at Montreal

SINGLE PERIOD RECORDS

RAPID SCORING RECORDS

FASTEST GOALS

Two	6 seconds	March 28, 1987 — Sylvain Turgeon scored twice (13:59 and 14:05) in the second period of a 5-4 win vs. Pittsburgh.
Three	43 seconds	Oct. 28, 2006 — Eric Staal (8:23), Kevyn Adams (8:32), Erik Cole (9:06) in first period of a 6-4 win vs. Tampa Bay
Four	2 minutes, 28 seconds	Feb. 26, 1989 — Jody Hull (18:52) and Brian Lawton (19:20) scored at end of the first period, and Ron Francis (0:27) and Jody Hull (1:20) scored at the beginning of the second period in an 8-6 win vs. Pittsburgh.
Five	7 minutes, 32 seconds	Oct. 25, 1983 — Sylvain Turgeon (2:24), Bob Crawford (2:52), Ron Francis (4:59) and Blaine Stoughton (9:06 and 9:56) scored third period goals in an 8-5 win at Los Angeles.

FASTEST GOALS BY OPPOSITION

Two	6 seconds	Jan. 6, 2000 — Joe Murphy (17:32) and Anson Carter (17:38) in first period of 7-3 Carolina win at Boston. Dec. 19, 2017 — Patrick Marleau (9:25) and Kasper Kapanen (9:31) in the third period of an 8-1 Toronto win at Toronto. Dec. 23, 2019 — Tyson Barrie (11:54) and Mitch Marner (12:00) in the third period of an 8-6 Toronto win at Toronto.
Three	42 seconds	Jan. 3, 1984 — John Ogradnick (15:45), Kelly Kisio (16:20) and Joe Paterson in a 7-1 Detroit win at Detroit.
Four	1 minute, 33 seconds	Nov. 21, 1992 — Andrei Kovalenko (4:01), Gino Cavallini (4:48), Bill Lindsay (5:18) and Claude Lapointe (5:34) scored second period goals for the Nordiques in an 8-2 loss at Quebec.
Five	3 minutes, 23 seconds	Dec. 6, 1982 — Mark Napier (11:44), Pierre Mondou (12:07), Ryan Walter (13:33), Guy Lafleur (14:08) and Keith Acton (15:07) scored third period goals for the Canadiens in an 11-2 loss at Montreal.

FASTEST GOALS BY BOTH TEAMS

Two	4 seconds	Jan. 19, 1980 — Chicago's Bob Murray (19:50) and Hartford's Jody Douglas (19:54) scored third period goals in a 5-3 win at Chicago.
Three	32 seconds	March 28, 1987 — Pittsburgh's Mario Lemieux (13:33) and Hartford's Sylvain Turgeon (13:59 and 14:05) scored second period goals in a 5-4 win vs. Pittsburgh.
	32 seconds	Dec. 27, 2013 — Carolina's Andrej Sekera (19:58 of 1st), Pittsburgh's Sidney Crosby (0:16 of 2nd) and Carolina's Nathan Gerbe (0:30 of 2nd) in a 4-3 overtime loss vs. Pittsburgh.
Four	1 minute, 15 seconds	April 10, 1994 — Tampa Bay's John Tucker (3:11), Denis Savard (3:30 and 3:58) and Hartford's Robert Kron (4:26) scored first period goals in a 6-4 win vs. Tampa Bay.
Five	2 minutes, 34 seconds	April 10, 1994 — Tampa Bay's John Tucker (3:11), Denis Savard (3:30 and 3:58) and Hartford's Robert Kron (4:26) and Jocelyn Lemieux (5:45) scored first period goals in a 6-4 win vs. Tampa Bay.

FASTEST GOAL AT THE START OF A PERIOD

FIRST PERIOD

Hartford/Carolina	9 seconds	Shane Willis, Nov. 12, 2000 in a 4-0 win vs. Ottawa
Opponents	7 seconds	Dave (Tiger) Williams, Feb. 14, 1987 in a 5-2 loss at Los Angeles

SECOND PERIOD

Hartford/Carolina	6 seconds	Jordan Martinook, Dec. 31, 2018 in a 3-1 win vs. Philadelphia
Opponents	6 seconds	Barry Pederson, Nov. 12, 1986 in a 4-3 win at Vancouver

THIRD PERIOD

Hartford/Carolina	8 seconds	Ron Francis, Feb. 12, 1984 in an 11-0 win vs. Edmonton
Opponents	*4 seconds	Denis Savard, Jan. 12, 1986 in a 4-3 loss vs. Chicago <i>*Tied an NHL record for the fastest goal at the start of a period</i>

OVERTIME

Hartford/Carolina	16 seconds	Jeff O'Neill, Jan. 28, 2000 in a 4-3 win vs. New Jersey Glen Wesley, Feb. 22, 2007 in a 3-2 win vs. Philadelphia
Opponents	9 seconds	Kelly Miller, Jan. 16, 1999 in a 3-2 loss vs. Washington

TEAM HAT TRICKS

SCORER	DATE	OPP.	GOALTENDER(S)
1. Blaine Stoughton	11/21/79	Buffalo	Don Edwards
2. Jordy Douglas	1/17/80	Pittsburgh	Greg Millen
3. Blaine Stoughton (2)	1/28/80	Atlanta	Dan Bouchard
4. Mike Rogers	1/30/80	Boston	Gerry Cheevers
5. Jordy Douglas (2)*	2/3/80	NY Islanders	Glenn Resch
6. Mark Howe	10/9/80	at St. Louis	Mike Liut
7. Mike Rogers (2)	11/26/80	Winnipeg	P. Hamel (1)/L. Middlebrook (2)
8. Mike Rogers (3)	12/3/80	at Vancouver	Richard Brodeur
9. Mike Rogers (4)	1/28/81	Colorado	Al Smith (2)/ENG (1)
10. Warren Miller	2/8/81	at Philadelphia	Phil Myre
11. Dave Debol	3/10/81	at Detroit	Gilles Gilbert
12. Rick Meagher	10/17/81	Detroit	C. Micallef (2)/G. Gilbert (1)
13. Blaine Stoughton (3)	12/27/81	Toronto	Michel Larocque
14. Blaine Stoughton (4)	1/3/82	Pittsburgh	Paul Harrison
15. Doug Sullivan	1/25/82	at Chicago	Warren Skorodenski
16. Blaine Stoughton (5)	3/7/82	Los Angeles	Doug Keans
17. Pierre Larouche	10/16/82	Vancouver	Richard Brodeur
18. Blaine Stoughton (6)	12/11/82	Philadelphia	Pelle Lindbergh
19. Mark Johnson	2/12/83	at NY Islanders	Billy Smith (2)/ENG (1)
20. Blaine Stoughton (7)	2/13/83	Toronto	Mike Palmateer
21. Ron Francis	3/6/83	Quebec	Dan Bouchard
22. Mark Johnson (2)	12/3/83	St. Louis	Rick Heinz
23. Ron Francis (2)*	2/12/84	Edmonton	G. Fuhr (2)/A. Moog (1)
24. Greg Malone	2/12/84	Edmonton	G. Fuhr (2)/A. Moog (1)
25. Torrie Robertson	3/4/84	Boston	Doug Keans
26. Tony Currie	3/25/84	Quebec	Clint Malarchuk
27. Ron Francis (3)	1/8/85	at Toronto	Rick St. Croix
28. Mark Johnson (3)	1/26/85	at Boston	Pete Peeters
29. Sylvain Turgeon	3/3/85	Vancouver	Frank Caprice
30. Ray Ferraro	3/23/85	Boston	Doug Keans
31. Ray Ferraro (2)	3/29/85	Edmonton	G. Fuhr (1)/A. Moog (2)
32. Ron Francis (4)	10/19/85	Montreal	Patrick Roy
33. Ron Francis (5)	11/23/85	Winnipeg	D. Bouchard (2)/B. Hayward (1)
34. Paul Lawless	12/13/85	at Buffalo	Tom Barrasso
35. Sylvain Turgeon (2)	12/18/85	Calgary	Rejean Lemelin
36. Dean Evason	1/7/86	at Calgary	Rejean Lemelin
37. Kevin Dineen	1/7/86	at Calgary	Rejean Lemelin
38. John Anderson	3/18/86	at Detroit	Greg Stefan (2)/ENG (1)
39. Kevin Dineen (2)	12/21/86	at NY Rangers	John Vanbiesbrouck
40. Ray Ferraro (3)	2/18/87	at New Jersey	Alan Chevrier
41. Sylvain Turgeon (3)	3/28/87	Pittsburgh	Pat Riggan
42. Ron Francis (6)	11/18/87	Buffalo	D. Puppa (2)/J. Cloutier (1)
43. Ray Ferraro (4)	11/26/88	at Quebec	Mario Gosselin
44. Ron Francis (7)	1/27/89	at New Jersey	Craig Billington
45. John Anderson (2)	2/11/89	Winnipeg	Daniel Berthiaume
46. Jody Hull	2/26/89	Pittsburgh	T. Barrasso (1)/W. Young (2)
47. Kevin Dineen (3)	3/8/89	Edmonton	Bill Ranford (2)/ENG (1)
48. Ron Francis (8)	10/8/89	at Quebec	R. Tugnutt (1)/S. Fiset (1)/ENG (1)
49. Kevin Dineen (4)	11/4/89	Los Angeles	Kelly Hrudey
50. Ray Ferraro (5)	12/9/89	New Jersey	S. Burke (2)/C. Terreri (1)
51. Kevin Dineen (5)	3/6/90	at NY Islanders	Mark Fitzpatrick
52. Ron Francis (9)	2/13/91	Detroit	Tim Cheveldae
53. Murray Craven	12/7/91	Buffalo	Clint Malarchuk
54. John Cullen	2/4/92	at San Jose	Jeff Hackett
55. Geoff Sanderson	11/28/92	Boston	Rejean Lemelin
56. Pat Verbeek	2/20/93	Edmonton	Bill Ranford
57. Geoff Sanderson (2)	2/21/93	Pittsburgh	Tom Barrasso
58. Pat Verbeek (2)	2/28/93	NY Islanders	Mark Fitzpatrick
59. Michael Nylander	4/7/93	at Ottawa	Dan Berthiaume
60. Pat Verbeek (3)	10/14/93	at Chicago	E. Belfour (2)/J. Hackett (1)
61. Pat Verbeek (4)	12/7/93	at Washington	R. Tabaracci (2)/D. Beaupre (1)
62. Geoff Sanderson (3)	2/15/95	Montreal	Patrick Roy
63. Steve Rice	3/29/95	at Florida	J. Vanbiesbrouck (2)/M. Fitzpatrick (1)
64. Igor Chibirev	4/5/95	at Pittsburgh	Wendell Young

SCORER	DATE	OPP.	GOALTENDER(S)
65. Geoff Sanderson (4)	12/28/95	at Pittsburgh	Ken Wregget
66. Brendan Shanahan	2/23/96	at Pittsburgh	Ken Wregget
67. Geoff Sanderson (5)	3/2/96	Florida	John Vanbiesbrouck
68. Jeff O'Neill	1/31/97	Anaheim	Guy Hebert
69. Kent Manderville	3/12/97	Boston	Jim Carey (2)/ENG (1)
70. Sami Kapanen	11/12/97	at Edmonton	Curtis Joseph
71. Sami Kapanen (2)	3/15/98	Edmonton	Curtis Joseph
72. Gary Roberts	4/9/98	Toronto	Glenn Healy
73. Bates Battaglia	3/8/00	Chicago	Jocelyn Thibault (2)/ENG (1)
74. Rod Brind'Amour	1/7/01	NY Islanders	Wade Flaherty
75. Shane Willis	2/21/01	Atlanta	Damian Rhodes
76. Sandis Ozolinsh (2)	3/4/01	at Chicago	Jocelyn Thibault
77. Sami Kapanen (3)	11/27/01	at Toronto	Curtis Joseph
78. Erik Cole	12/21/01	Atlanta	Milan Hnilecka
79. Erik Cole (2)	11/23/02	at Montreal	Jose Theodore
80. Jan Hlavac	11/29/02	Detroit	Curtis Joseph
81. Josef Vasicek	10/28/03	San Jose	Vesa Toskala
82. Radim Vrbata	11/29/03	Pittsburgh	Sebastian Caron
83. Jeff O'Neill (2)	1/16/04	Atlanta	Byron Dafee
84. Eric Staal	10/28/05	Philadelphia	Antero Niittymaki
85. Kevyn Adams	11/17/05	NY Rangers	Henrik Lundqvist
86. Kevyn Adams (2)	12/6/05	at Anaheim	J.S. Giguere
87. Eric Staal (2)	1/15/06	St. Louis	Curtis Sanford
88. Erik Cole (3)	1/31/06	at Montreal	Jose Theodore
89. Justin Williams	10/16/06	at Tampa Bay	Marc Denis (2)/Johan Holmqvist (1)
90. Erik Cole (4)	11/9/06	Washington	Brent Johnson
91. Eric Staal (3)	11/18/06	Dallas	Marty Turco (2)/ENG (1)
92. Ray Whitney	2/8/07	at Boston	Tim Thomas
93. Rod Brind'Amour (2)	10/27/07	at NY Islanders	Rick DiPietro (2)/Wade Dubielewicz (1)
94. Cory Stillman	11/5/07	Washington	Olaf Kolzig
95. Eric Staal (4)	1/18/08	Edmonton	Mathieu Garon (2)/Dwayne Roloson (1)
96. Joe Corvo	3/16/08	Ottawa	Martin Gerber
97. Chad LaRose	4/2/08	Tampa Bay	Mike Smith
98. Eric Staal (5)	11/21/08	Phoenix	Ilya Bryzgalov
99. Eric Staal (6)	12/26/08	at Atlanta	Johan Hedberg
100. Matt Cullen	2/22/09	Colorado	Andrew Raycroft (2)/ENG (1)
101. Ray Whitney (2)	3/6/09	Calgary	Curtis McElhinney
102. Eric Staal (7)*	3/7/09	at Tampa Bay	Mike McKenna (2)/Kari Ramo (2)
103. Eric Staal (8)	4/7/09	NY Islanders	Yann Danis (1)/Joey MacDonald (2)
104. Erik Cole (5)	12/5/09	Vancouver	Andrew Raycroft (2)/ENG (1)
105. Tuomo Ruutu	12/16/09	Dallas	Marty Turco (2)/ENG (1)
106. Eric Staal (9)	1/21/10	at Atlanta	Ondrej Pavelec (2)/ENG (1)
107. Eric Staal (10)	4/8/10	Montreal	Jaroslav Halak (2)/ENG (1)
108. Eric Staal (11)	11/17/10	Ottawa	Brian Elliott (2)/Pascal Leclaire (1)
109. Eric Staal (12)	12/18/10	Anaheim	Jonas Hiller
110. Eric Staal (13)	1/24/13	Buffalo	Jonas Enroth (2)/ENG (1)
111. Jiri Tlustý	4/2/13	Washington	Braden Holtby
112. Jeff Skinner	12/5/13	at Nashville	Marek Mazanec (2)/ENG (1)
113. Jeff Skinner (2)	1/2/14	at Washington	Philipp Grubauer
114. Jiri Tlustý (2)	10/11/14	at NY Islanders	Chad Johnson
115. Elias Lindholm	3/8/15	Edmonton	Richard Bachman (2)/ENG (1)
116. Jeff Skinner (3)	12/11/15	at Anaheim	John Gibson (2)/ENG (1)
117. Jeff Skinner (4)	12/15/15	at Philadelphia	Michal Neuvirth
118. Sebastian Aho	1/31/17	Philadelphia	Steve Mason
119. Jacob Slavin	3/13/17	at NY Islanders	J-F Berube (1)/Thomas Greiss (2)
120. Teuvo Teravainen	11/13/17	Dallas	Ben Bishop
121. Justin Faulk	2/13/18	Los Angeles	Jonathan Quick
122. Jordan Martinook	11/23/18	Florida	Roberto Luongo (1)/James Reimer (2)
123. Sebastian Aho (2)	1/13/19	Nashville	Pekka Rinne (2)/ENG (1)
124. Sebastian Aho (3)	12/7/19	Minnesota	Alex Stalock (2)/ENG (1)

*Indicates a 4-goal game

ENG = Empty Net Goal

OPPONENTS' HAT TRICKS

SCORER	TEAM	DATE	GOALTENDER
1. Bill Harris	at NY Islanders	10/20/79	John Garrett
2. Wilf Paement	at Colorado	12/15/79	John Garrett
3. Steve Shutt*	Montreal	1/24/80	John Garrett
4. Peter McNab	Boston	2/27/80	John Garrett (2)/Al Smith (1)
5. Dave Christian	at Winnipeg	3/26/80	Al Smith
6. Dennis Maruk	Washington	11/15/80	John Garrett
7. Anders Hedberg	at NY Rangers	11/16/80	Ken Holland
8. Ron Sedlbauer	at Chicago	11/23/80	Mike Veisor
9. Darryl Sittler*	at Toronto	1/24/81	John Garrett
10. Reggie Leach	at Philadelphia	2/8/81	John Garrett
11. Kent Nilsson	at Calgary	2/27/81	John Garrett
12. Glenn Anderson	Edmonton	3/25/81	Mike Veisor (2)/ENG (1)
13. Mario Tremblay	Montreal	10/15/81	Greg Millen
14. Doug Risebrough	at Montreal	11/29/81	Greg Millen
15. Don Marcotte	Boston	12/26/81	Greg Millen
16. Doug Shedden	at Pittsburgh	1/2/82	John Garrett
17. Wayne Gretzky	at Edmonton	2/19/82	Greg Millen
18. Chris Valentine*	at Washington	2/27/82	Greg Millen
19. Pierre Mondou	at Montreal	3/30/82	Greg Millen
20. Barry Pederson	at Boston	4/4/82	Greg Millen
21. Steve Tambellini	at New Jersey	12/3/82	Greg Millen
22. Ryan Walter	Montreal	12/8/82	Mike Veisor
23. Darcy Rota	Vancouver	1/6/83	Greg Millen
24. Darryl Sittler (2)	Philadelphia	1/8/83	Greg Millen
25. Ivan Boldirev	at Detroit	2/20/83	Greg Millen
26. Matt Pavelich**	at NY Rangers	2/23/83	Greg Millen
27. Dale Hawerchuk	at Winnipeg	2/25/83	Mike Veisor
28. Michel Goulet	at Quebec	3/5/83	Greg Millen (2)/Mike Veisor (1)
29. Peter Stastny	Quebec	3/6/83	Greg Millen
30. Wayne Gretzky (2)	Edmonton	3/8/83	Mike Veisor
31. Barry Pederson (2)	at Boston	3/26/83	Mike Veisor
32. Bernie Nicholls	at Los Angeles	10/25/83	Mike Veisor
33. Mike Bossy	at NY Islanders	11/15/83	Greg Millen
34. Darcy Rota (2)	Vancouver	11/30/83	Greg Millen
35. Rick Vaive	Toronto	12/8/83	Ed Staniowski (2)/Greg Millen (1)
36. Marcel Dionne	Los Angeles	12/30/83	Greg Millen (2)/Ed Staniowski (1)
37. Wayne Gretzky (3)	at Edmonton	1/7/84	Greg Millen (2)/ENG (1)
38. Tony Tanti	at Vancouver	1/15/84	Greg Millen
39. Glenn Anderson* (2)	at Edmonton	3/21/84	Greg Millen (3)/ENG (1)
40. Steve Tambellini (2)	at Calgary	10/23/84	Greg Millen
41. Tony McKegney	Quebec	10/31/84	Greg Millen
42. Marian Stastny	at Quebec	12/1/84	Greg Millen
43. Mats Naslund*	at Montreal	12/3/84	Steve Weeks
44. Kent Nilsson (2)	Calgary	2/6/85	Steve Weeks
45. Doug Gilmour	St. Louis	2/23/86	Mike Liut
46. Mark Hunter	St. Louis	2/23/86	Mike Liut
47. Michel Goulet (2)	Quebec	3/8/86	Mike Liut
48. Charlie Simmer	at Boston	12/18/86	Steve Weeks
49. Michel Goulet (3)	at Quebec	12/27/87	Mike Liut
50. Sergio Momesso	Montreal	2/3/88	Mike Liut
51. Hakan Loob	Calgary	3/15/88	Mike Liut (2)/Richard Brodeur (1)
52. Jiri Hrdina*	at Calgary	11/7/88	Mike Liut
53. Mike Foligno	Buffalo	1/31/89	Peter Sidorkiewicz
54. Brent Ashton	at Winnipeg	2/19/89	Peter Sidorkiewicz
55. Mark Messier*	at Edmonton	2/21/89	Mike Liut
56. Dino Ciccarelli*	Washington	3/18/89	Mike Liut
57. Mario Lemieux*	at Pittsburgh	3/30/89	Kay Whitmore
58. Joe Sakic	at Quebec	10/8/89	Kay Whitmore
59. Denis Savard	at Chicago	12/30/89	Peter Sidorkiewicz
60. Gary Leeman	Toronto	3/8/90	Peter Sidorkiewicz
61. Stephane Richer	Montreal	3/24/90	Peter Sidorkiewicz
62. Pierre Turgeon	at Buffalo	10/28/90	Peter Sidorkiewicz
63. David Volek	at NY Islanders	12/20/90	Peter Sidorkiewicz
64. David Gagner	Minnesota	12/23/90	Daryl Reaugh
65. Brett Hull	at St. Louis	11/9/91	Kay Whitmore
66. Luc Robitaille*	at Los Angeles	2/6/92	Kay Whitmore
67. Paul Broten	at NY Rangers	3/1/92	Kay Whitmore
68. Mats Sundin**	Quebec	3/5/92	Peter Sidorkiewicz(3)/Kay Whitmore (2)
69. Al MacInnis	at Calgary	3/16/92	Kay Whitmore
70. Kevin Stevens*	Pittsburgh	10/17/92	Sean Burke (2)/Frank Pietrangelo (2)
71. Benoit Hogue	at NY Islanders	10/24/92	Sean Burke
72. Dave Andreychuk*	at Buffalo	11/13/92	Sean Burke (3)/Frank Pietrangelo (1)

SCORER	TEAM	DATE	GOALTENDER
73. Vincent Damphousse	Montreal	11/25/92	Sean Burke
74. Kevin Miller	at St. Louis	12/1/92	Frank Pietrangelo (2)/Sean Burke (1)
75. Rob Gaudreau	at San Jose	12/3/92	Sean Burke
76. Dimitri Khristich	at Washington	3/19/93	Mario Gosselin (2)/ENG (1)
77. Rick Tocchet	at Pittsburgh	4/1/93	Frank Pietrangelo (2)/Mario Gosselin (1)
78. Joel Otto	Calgary	11/3/93	Frank Pietrangelo
79. Igor Larionov	at San Jose	1/15/94	Sean Burke
80. Luc Robitaille* (2)	at Pittsburgh	2/16/95	Jeff Reese
81. Brian Noonan	NY Rangers	3/1/95	Jeff Reese (2)/ENG (1)
82. Peter Bondra	at Washington	4/21/95	Sean Burke
83. Daniel Alfredsson	Ottawa	11/2/95	Sean Burke
84. Kevin Miller (2)	at San Jose	1/30/96	Sean Burke
85. Vincent Damphousse	at Montreal	1/6/97	Jason Muzzatti
86. Derek King	NY Islanders	1/24/97	Sean Burke
87. Randy McKay	at New Jersey	3/13/97	Jason Muzzatti
88. Steve Heinze	at Boston	12/6/97	Trevor Kidd
89. Darryl Sydor	Dallas	1/3/98	Pat Jablonski
90. Vladimir Malakhov	Montreal	2/1/98	Kirk McLean (2)
91. Pat Verbeek	at Dallas	3/20/98	Trevor Kidd (2)/Kirk McLean (1)
92. Wendel Clark	Tampa Bay	12/30/98	Arturs Irbe
93. Peter Bondra (2)	at Washington	2/5/99	Trevor Kidd
94. Sergei Berezin	at Toronto	2/10/99	Arturs Irbe
95. Brian Savage	at Montreal	10/21/00	Arturs Irbe
96. Bill Guerin	Boston	1/2/02	Tom Barrasso (2)/ENG (1)
97. Martin St. Louis	at Tampa Bay	1/30/03	Kevin Weekes
98. Bryan Smolinski	at Los Angeles	2/7/03	Kevin Weekes (2)/Arturs Irbe (1)
99. Robert Lang	at Washington	11/12/03	Kevin Weekes (1)/Jamie Storr (2)
100. Martin St. Louis (2)	at Tampa Bay	1/15/04	Kevin Weekes (1)/Jamie Storr (2)
101. Ladislav Nagy	at Phoenix	12/3/05	Cam Ward (2)/Martin Gerber (1)
102. Mark Recchi	at Pittsburgh	3/4/06	Cam Ward
103. Brad Boyes	at Boston	3/18/06	Cam Ward
104. Alexander Semin	at Washington	10/7/06	Cam Ward
105. Martin St. Louis (3)	at Tampa Bay	10/26/06	Cam Ward
106. Vincent Lecavalier	at Tampa Bay	11/14/07	John Grahame
107. Daniel Briere	Philadelphia	11/21/07	John Grahame
108. Joffery Lupul	at Philadelphia	12/15/07	Michael Leighton
109. Scott Hartnell	at Philadelphia	12/11/08	Cam Ward
110. Brian Little	at Atlanta	12/26/08	Cam Ward
111. Jason Blake	Toronto	1/15/09	Cam Ward
112. Ryan Malone	at Tampa Bay	10/10/09	Cam Ward (2)/ENG (1)
113. Alexei Kovalev	at Ottawa	12/12/09	Manny Legace (2)/ENG (1)
114. Curtis Glencross	at Calgary	2/3/10	Cam Ward (2)/ENG (1)
115. Jeff Carter	Philadelphia	11/11/10	Cam Ward
116. Zdeno Chara	at Boston	1/17/11	Cam Ward (1)/Justin Peters (2)
117. Steven Stamkos	at Tampa Bay	12/31/11	Cam Ward
118. RJ Umberger	at Columbus	3/23/12	Cam Ward
119. Wayne Simmonds	Philadelphia	4/20/13	Justin Peters
120. James Neal	at Pittsburgh	4/27/13	Justin Peters
121. Jussi Jokinen	at Pittsburgh	10/8/13	Cam Ward
122. Derek Stepan	at NY Rangers	11/2/13	Justin Peters
123. Alex Galchenyuk	at Montreal	12/16/14	Cam Ward
124. Ryan Nugent-Hopkins	Edmonton	3/8/15	Cam Ward
125. Joel Ward	at San Jose	10/24/15	Eddie Lack
126. Brandon Saad	Columbus	4/2/16	Eddie Lack
127. Michael Cammalleri	New Jersey	11/6/16	Eddie Lack
128. Michael Grabner	at NY Rangers	12/1/17	Scott Darling (1)/ENG (2)
129. Jack Eichel	at Buffalo	12/15/17	Cam Ward
130. Patrice Bergeron*	at Boston	1/6/18	Cam Ward (1)/Scott Darling (3)
131. Tyler Johnson	at Tampa Bay	1/9/18	Cam Ward
132. Jimmy Vesey	at NY Rangers	3/12/18	Scott Darling (2)/ENG (1)
133. David Pastrnak	Boston	3/13/18	Cam Ward (2)/ENG (1)
134. Tyler Johnson	at Tampa Bay	10/16/18	Petr Mrazek (2)/ENG (1)
135. Ryan O'Reilly	at St. Louis	11/6/18	Curtis McElhinney (2)/ENG (1)
136. Cam Atkinson	Columbus	11/17/18	Scott Darling
137. Alex Ovechkin	Washington	12/14/18	Scott Darling
138. Evander Kane	at San Jose	10/16/19	Petr Mrazek
139. Jamie Benn	at Dallas	2/11/20	Petr Mrazek (2)/ENG (1)

*Indicates a 4-goal game

**Indicates a 5-goal game

ENG - Empty Net Goal

TEAM SHUTOUTS

GOALTENDER	DATE	OPPONENT	SAVES	SCORE
1. Al Smith	11/17/79	Edmonton	23	3-0
2. Al Smith (2)	2/29/80	St. Louis	14	3-0
3. Mike Veisor	10/22/80	Colorado	26	3-0
4. Mike Veisor (2)	12/17/82	at Winnipeg	33	2-0
5. Greg Millen	3/10/83	at New Jersey	23	3-0
6. Greg Millen (2)	10/19/83	Washington	22	3-0
7. Greg Millen (3)	2/12/84	Edmonton	28	11-0
8. Greg Millen (4)	11/10/84	at Quebec	27	1-0
9. Steve Weeks	2/14/85	at New Jersey	19	4-0
10. Steve Weeks (2)	3/16/85	at St. Louis	28	5-0
11. Mike Liut	4/4/85	Washington	40	2-0
12. Mike Liut (2)	11/27/85	at Los Angeles	30	9-0
13. Steve Weeks (3)	1/20/86	at NY Rangers	19	5-0
14. Mike Liut (3)	3/26/86	Montreal	30	3-0
15. Mike Liut (4)	11/21/86	St. Louis	22	4-0
16. Mike Liut (5)	11/26/86	Buffalo	24	3-0
17. Mike Liut (6)	12/23/86	Boston	23	2-0
18. Steve Weeks (4)	1/24/87	at Toronto	18	3-0
19. Mike Liut (7)	3/13/87	at Winnipeg	36	3-0
20. Mike Liut (8)	11/11/87	Montreal	24	0-0
21. Mike Liut (9)	1/23/88	Minnesota	33	5-0
22. Mike Liut (10)	10/29/88	New Jersey	29	3-0
23. Peter Sidorkiewicz	12/6/88	Buffalo	31	9-0
24. Peter Sidorkiewicz (2)	1/23/89	at Quebec	27	5-0
25. Peter Sidorkiewicz (3)	3/3/89	Toronto	21	3-0
26. Peter Sidorkiewicz (4)	3/25/89	St. Louis	29	4-0
27. Mike Liut (11)	10/25/89	Quebec	22	2-0
28. Mike Liut (12)	10/28/89	at Boston	25	1-0
29. Mike Liut (13)	11/14/89	at Detroit	26	3-0
30. Peter Sidorkiewicz (5)	3/13/90	at Vancouver	18	1-0
31. Daryl Reaugh	12/22/90	Philadelphia	26	1-0
32. Peter Sidorkiewicz (6)	2/2/91	at Philadelphia	20	2-0
33. Kay Whitmore	10/23/91	San Jose	33	3-0
34. Peter Sidorkiewicz (7)	2/22/92	Quebec	30	4-0
35. Peter Sidorkiewicz (8)	3/3/92	Boston	21	4-0
36. Kay Whitmore (2)	3/11/92	Los Angeles	21	4-0
37. Kay Whitmore (3)	3/13/92	at Winnipeg	40	1-0
38. Jeff Reese	11/27/93	Florida	31	4-0
39. Sean Burke	1/5/94	Winnipeg	20	4-0
40. Sean Burke (2)	1/8/94	NY Islanders	28	6-0
41. Sean Burke (3)	10/7/95	NY Rangers	37	2-0
42. Jeff Reese (2)	11/24/95	at Toronto	30	4-0
43. Sean Burke (4)	1/3/96	Washington	33	2-0
44. Sean Burke (5)	1/16/96	Vancouver	25	3-0
45. Jason Muzzatti	4/4/96	at New Jersey	40	1-0
46. Sean Burke (6)	4/13/96	Boston	34	2-0
47. Sean Burke (7)	10/5/96	Phoenix	30	1-0
48. Sean Burke (8)	2/22/97	Washington	28	2-0
49. Sean Burke (9)	3/5/97	Calgary	30	2-0
50. Sean Burke (10)	3/7/97	Montreal	26	2-0
51. Sean Burke (11)	11/28/97	Tampa Bay	27	2-0
52. Trevor Kidd	4/1/98	at New Jersey	37	4-0
53. Trevor Kidd (2)	4/4/98	at Montreal	24	1-0
54. Trevor Kidd (3)	4/6/98	at Boston	27	3-0
55. Arturs Irbe	10/28/98	Chicago	21	2-0
56. Arturs Irbe (2)	10/31/98	at Boston	34	2-0
57. Trevor Kidd (4)	11/25/98	San Jose	36	3-0
58. Arturs Irbe (3)	12/12/98	Detroit	35	3-0
59. Arturs Irbe (4)	12/15/98	Edmonton	29	3-0
60. Arturs Irbe (5)	12/23/98	at NY Rangers	29	1-0
61. Trevor Kidd (5)	1/31/99	at Boston	36	0-0
62. Arturs Irbe (6)	4/14/99	Washington	19	3-0
63. Arturs Irbe (7)	10/7/99	at Philadelphia	30	2-0
64. Eric Fichaud	10/30/99	at NY Islanders	24	4-0
65. Arturs Irbe (8)	11/20/99	Dallas	24	1-0
66. Arturs Irbe (9)	1/9/00	NY Rangers	30	1-0
67. Arturs Irbe (10)	3/21/00	at New Jersey	22	5-0
68. Arturs Irbe (11)	4/2/00	Philadelphia	31	1-0
69. Arturs Irbe (12)	11/12/00	Ottawa	29	4-0
70. Arturs Irbe (13)	11/16/00	Ottawa	27	1-0
71. Arturs Irbe (14)	11/30/00	Philadelphia	25	2-0
72. Arturs Irbe (15)	1/14/01	Anaheim	27	4-0

GOALTENDER	DATE	OPPONENT	SAVES	SCORE
73. Arturs Irbe (16)	3/15/01	Washington	25	3-0
74. Arturs Irbe (17)	3/21/01	Buffalo	26	1-0
75. Arturs Irbe (18)	10/7/01	Dallas	32	3-0
76. Tom Barrasso	11/4/01	Phoenix	28	1-0
77. Tom Barrasso (2)	12/16/01	at Pittsburgh	11	7-0
78. Arturs Irbe (19)	1/15/02	Minnesota	22	2-0
79. Arturs Irbe (20)	3/30/02	at Boston	30	2-0
80. Kevin Weekes	11/7/02	Buffalo	26	2-0
81. Kevin Weekes (2)	12/22/02	Dallas	28	1-0
82. Kevin Weekes (3)	3/6/03	at Pittsburgh	21	4-0
83. Kevin Weekes (4)	3/7/03	Minnesota	22	1-0
84. Kevin Weekes (5)	3/15/03	Los Angeles	23	0-0
85. Kevin Weekes (6)	10/23/03	at Boston	18	2-0
86. Kevin Weekes (7)	10/28/03	San Jose	28	3-0
87. Kevin Weekes (8)	11/23/03	Tampa Bay	21	0-0
88. Kevin Weekes (9)	11/26/03	NY Islanders	28	2-0
89. Kevin Weekes (10)	1/6/03	St. Louis	19	2-0
90. Kevin Weekes (11)	1/27/04	at Toronto	32	2-0
91. Ward/Gerber	10/22/05	at Washington	1/17	4-0
92. Martin Gerber	11/5/05	Florida	27	2-0
93. Martin Gerber (2)	11/11/05	at Florida	26	1-0
94. Martin Gerber (3)	1/7/06	at NY Islanders	30	3-0
95. Cam Ward	11/9/06	Washington	20	5-0
96. Cam Ward (2)	3/9/07	at Washington	25	3-0
97. Cam Ward (3)	11/5/07	Washington	35	5-0
98. Cam Ward (4)	12/3/07	at NY Rangers	28	4-0
99. Cam Ward (5)	1/8/08	at Boston	19	1-0
100. Cam Ward (6)	3/12/08	at Chicago	25	3-0
101. Cam Ward (7)	10/30/08	at St. Louis	19	1-0
102. Cam Ward (8)	1/19/09	at Toronto	35	2-0
103. Cam Ward (9)	1/31/09	Atlanta	19	2-0
104. Cam Ward (10)	2/15/09	at Buffalo	36	3-0
105. Cam Ward (11)	3/9/09	NY Rangers	28	3-0
106. Cam Ward (12)	4/7/09	NY Islanders	12	9-0
107. Manny Legace	3/7/10	at Atlanta	27	4-0
108. Cam Ward (13)	11/26/10	at Boston	37	3-0
109. Cam Ward (14)	12/29/10	at Ottawa	37	4-0
110. Cam Ward (15)	3/15/11	at Buffalo	40	1-0
111. Cam Ward (16)	4/6/11	Detroit	42	3-0
112. Cam Ward (17)	10/28/11	Chicago	30	3-0
113. Cam Ward (18)	1/20/12	Washington	23	3-0
114. Cam Ward (19)	2/2/12	at Boston	47	3-0
115. Justin Peters	2/20/12	Washington	17	5-0
116. Cam Ward (20)	3/15/12	St. Louis	40	2-0
117. Cam Ward (21)	3/27/12	at Toronto	30	3-0
118. Dan Ellis	2/1/13	Ottawa	33	1-0
119. Justin Peters (2)	3/12/13	at Washington	26	4-0
120. Justin Peters (3)	11/7/13	NY Islanders	21	1-0
121. Anton Khudobin	3/27/14	at Florida	35	3-0
122. Cam Ward (22)	11/1/14	Arizona	25	3-0
123. Anton Khudobin (2)	2/27/15	Washington	28	3-0
124. Cam Ward (23)	10/21/15	at Colorado	26	1-0
125. Eddie Lack	1/21/16	at Toronto	32	1-0
126. Eddie Lack (2)	1/26/16	Chicago	26	5-0
127. Cam Ward (24)	11/15/16	San Jose	22	1-0
128. Cam Ward (25)	12/4/16	Tampa Bay	30	1-0
129. Eddie Lack (3)	2/24/17	Ottawa	34	3-0
130. Cam Ward (26)	1/4/18	at Pittsburgh	21	4-0
131. Cam Ward (27)	2/1/18	Montreal	27	2-0
132. Petr Mrazek	12/16/18	Arizona	23	3-0
133. Curtis McElhinney	2/5/19	at Pittsburgh	23	4-0
134. Petr Mrazek (2)	2/8/19	at NY Rangers	27	3-0
135. Petr Mrazek (3)	2/16/19	Dallas	33	3-0
136. Curtis McElhinney (2)	2/23/19	at Dallas	24	3-0
137. Petr Mrazek (4)	3/11/19	at Colorado	38	3-0
138. Petr Mrazek (5)	10/15/19	at Los Angeles	31	2-0
139. Petr Mrazek (6)	10/26/19	Chicago	32	4-0
140. James Reimer	11/24/19	at Detroit	19	2-0
141. James Reimer (2)	12/14/19	at Calgary	32	4-0
142. Petr Mrazek (7)	1/10/20	Arizona	32	3-0
143. James Reimer (3)	1/11/20	Los Angeles	41	2-0

OPPONENTS' SHUTOUTS

GOALTENDER	DATE	OPPONENT	SAVES	SCORE
1. Ed Mio	12/9/79	at Edmonton	30	3-0
2. Mike Liut	12/29/79	at St. Louis	36	3-0
3. Markus Mattsson	3/26/80	at Winnipeg	27	7-0
4. Glenn Resch	11/20/80	at NY Islanders	24	5-0
5. Glen Hanlon	3/1/81	at Vancouver	28	3-0
6. Dave Parro	11/14/81	at Washington	44	4-0
7. Denis Herron	2/28/82	Montreal	28	5-0
8. Denis Herron (2)	3/13/82	at Montreal	24	5-0
9. Pete Peeters	11/27/82	at Boston	16	8-0
10. Frank Caprice	1/15/84	at Vancouver	30	5-0
11. Doug Keans	1/21/84	Boston	32	2-0
12. Dan Bouchard	1/28/84	at Quebec	23	3-0
13. Mike Liut (2)	3/13/84	at St. Louis	20	2-0
14. Glen Hanlon (2)	4/1/84	at NY Rangers	26	2-0
15. Marc Behrend	11/7/84	Winnipeg	29	3-0
16. Warren Skorodenski	11/17/84	Chicago	32	7-0
17. Kelly Hrudey	12/21/84	NY Islanders	25	1-0
18. Roberto Romano	12/28/84	at Pittsburgh	34	4-0
19. Tom Barrasso	1/19/85	Buffalo	14	2-0
20. Doug Keans (2)	3/7/85	at Boston	21	4-0
21. Pelle Lindbergh	10/24/85	at Philadelphia	24	3-0
22. Tom Barrasso (2)	11/19/85	Buffalo	23	2-0
23. Bob Froese	11/21/85	at Philadelphia	24	3-0
24. Reddick/Berthiaume	1/9/87	at Winnipeg	29	3-0
25. Tom Barrasso (3)	4/5/87	at Buffalo	14	6-0
26. Brian Hayward	11/11/87	Montreal	23	0-0
27. Rick Wamsley	12/17/87	St. Louis	22	2-0
28. Kelly Hrudey (2)	2/20/88	at NY Islanders	29	3-0
29. Patrick Roy	3/12/88	at Montreal	17	5-0
30. Pete Peeters (2)	2/3/89	at Washington	31	1-0
31. Patrick Roy (2)	2/4/90	at Montreal	19	2-0
32. Daren Puppa (1)	3/10/90	Buffalo	31	5-0
33. Jon Casey	10/24/90	at Minnesota	33	3-0
34. Clint Malarchuk	10/28/90	at Buffalo	29	5-0
35. Andy Moog	1/21/91	at Boston	23	3-0
36. Ed Belfour	11/10/91	at Chicago	18	3-0
37. Jeff Reese	12/4/91	Toronto	26	3-0
38. Tim Cheveldae	2/23/92	Detroit	24	4-0
39. Stephane Fiset	3/9/92	at Quebec	30	2-0
40. Tim Cheveldae (2)	11/14/92	Detroit	19	2-0
41. Ed Belfour (2)	3/28/93	at Chicago	16	3-0
42. Dominik Hasek	12/11/93	Buffalo	25	3-0
43. Patrick Roy (3)	1/26/94	Montreal	30	3-0
44. Chris Osgood	2/24/94	at Detroit (in CLE)	17	3-0
45. Chris Terreri	3/10/94	at New Jersey	22	4-0
46. Mike Richter	3/16/94	at NY Rangers	27	4-0
47. Jim Carey	3/20/95	Washington	30	6-0
48. Daren Puppa (2)	3/31/95	at Tampa Bay	25	2-0
49. J.C. Bergeron	4/9/95	Tampa Bay	23	3-0
50. Blaine Lacher	4/26/95	at Boston	22	1-0
51. John Vanbiesbrouck	10/21/95	at Florida	24	3-0
52. Craig Billington	10/28/95	at Boston	27	3-0
53. Don Beaupre	11/2/95	Ottawa	41	5-0
54. Martin Brodeur	11/14/95	at New Jersey	16	1-0
55. Ken Wreggett	12/9/95	at Pittsburgh	35	6-0
56. Jim Carey (2)	12/30/95	at Washington	26	3-0
57. Bill Ranford	2/14/96	Boston	20	3-0
58. Ron Hextall	3/25/96	at Philadelphia	21	3-0
59. John Vanbiesbrouck (2)	10/12/96	at Florida	21	6-0
60. Garth Snow	12/14/96	Philadelphia	21	4-0
61. Patrick Lalime	1/15/97	Pittsburgh	31	3-0
62. Martin Brodeur (2)	2/13/97	at New Jersey	20	4-0
63. Martin Brodeur (3)	3/13/97	at New Jersey	35	6-0
64. Arturs Irbe	3/21/97	at Dallas	16	2-0
65. Patrick Roy (4)	3/25/97	Colorado	46	4-0
66. John Vanbiesbrouck (3)	1/27/98	at Florida	31	3-0
67. Tommy Salo	1/30/98	at NY Islanders	32	2-0
68. Martin Brodeur (4)	3/12/98	New Jersey	21	2-0
69. Olaf Kolzig	3/18/98	at Washington	36	1-0
70. Mike Richter (2)	10/30/98	at NY Rangers	30	1-0
71. Mike Vernon	11/12/98	at San Jose	20	3-0
72. Hextall/Vanbiesbrouck	1/9/99	at Philadelphia	20	2-0
73. Byron Dafoe	1/31/99	at Boston	24	0-0
74. Garth Snow (2)	2/26/99	at Vancouver	23	1-0
75. Jose Theodore	4/7/99	at Montreal	27	2-0
76. Curtis Joseph	11/3/99	Toronto	24	6-0
77. Felix Potvin	11/10/99	NY Islanders	25	2-0
78. Jose Theodore (2)	1/30/00	at Montreal	23	3-0
79. Jose Theodore (3)	2/17/00	Montreal	26	3-0
80. Curtis Joseph (2)	11/8/00	at Toronto	27	5-0
81. Patrick Lalime (2)	12/3/00	Ottawa	28	2-0
82. Robert Esche	2/16/01	Phoenix	33	2-0
83. Roman Cechmanek	2/19/01	at Philadelphia	21	4-0
84. Kevin Weekes	3/8/01	at Tampa Bay	20	1-0
85. Olaf Kolzig (2)	3/28/01	at Washington	18	7-0
86. Chris Osgood	10/17/01	NY Islanders	20	4-0
87. Nikolai Khabibulin	11/17/01	at Tampa Bay	26	2-0

GOALTENDER	DATE	OPPONENT	SAVES	SCORE
88. Nikolai Khabibulin (2)	11/25/01	Tampa Bay	41	4-0
89. Mike Richter (3)	11/29/01	at NY Rangers	22	5-0
90. Evgeni Nabokov	2/10/02	at San Jose	24	4-0
91. Roberto Luongo	12/6/02	Florida	40	2-0
92. Chris Osgood (2)	12/28/02	at NY Islanders	25	3-0
93. Mike Dunham	12/31/02	NY Rangers	30	2-0
94. Sebastien Caron	1/15/03	Pittsburgh	26	2-0
95. Martin Gerber	2/23/03	Anaheim	28	4-0
96. Olaf Kolzig (3)	3/2/03	at Washington	21	2-0
97. Cristobal Huet	3/15/03	Los Angeles	30	0-0
98. Mathieu Garon	3/30/03	Montreal	33	4-0
99. Mika Noronen	11/21/03	at Buffalo	35	5-0
100. Nikolai Khabibulin (3)	11/23/03	Tampa Bay	37	0-0
101. Miikka Kiprusoff	12/11/03	at Calgary	23	1-0
102. Brian Boucher	1/4/04	Phoenix	26	3-0
103. Jose Theodore(4)	2/28/04	at Montreal	18	1-0
104. Marc Denis	3/2/04	Columbus	25	3-0
105. Pasi Nurminen	3/15/04	at Atlanta	31	1-0
106. Dunham/Berkhoel	11/12/05	Atlanta	5/14	9-0
107. Martin Brodeur (5)	2/3/06	at New Jersey	28	3-0
108. Martin Biron	4/18/06	Buffalo	33	4-0
109. Martin Brodeur (6)	10/6/06	New Jersey	29	4-0
110. Cristobal Huet (2)	11/2/06	Montreal	31	4-0
111. Henrik Lundqvist	11/21/06	at NY Rangers	34	4-0
112. Miikka Kiprusoff (2)	12/5/06	at Calgary	23	3-0
113. Marc-Andre Fleury	1/2/07	at Pittsburgh	31	3-0
114. Curtis Joseph (3)	1/4/07	Phoenix	29	2-0
115. Johan Holmqvist	2/1/07	Tampa Bay	31	4-0
116. Ray Emery	2/28/07	at Ottawa	27	2-0
117. Olaf Kolzig (4)	10/6/07	at Washington	23	2-0
118. Johan Hedberg	11/16/07	Atlanta	31	3-0
119. Emery/Gerber	12/12/07	Ottawa	1/31	6-0
120. Manny Legace	1/5/08	at St. Louis	27	1-0
121. Chris Mason	2/5/08	at Nashville	31	1-0
122. Tomas Vokoun	2/12/09	Florida	42	5-0
123. Ray Emery (2)	10/2/09	Philadelphia	28	2-0
124. Martin Brodeur (7)	10/17/09	at New Jersey	26	2-0
125. Tomas Vokoun (2)	11/4/09	at Florida	32	3-0
126. Marty Turco	11/23/09	at Dallas	22	2-0
127. Ilya Bryzgalov	3/13/10	Phoenix	29	4-0
128. Johan Hedberg (2)	3/27/10	Atlanta	34	4-0
129. Martin Brodeur (8)	4/3/10	New Jersey	26	4-0
130. Michal Neuvirth	10/27/10	Washington	29	3-0
131. Brent Johnson	10/30/10	Pittsburgh	33	3-0
132. Tim Thomas	1/17/11	at Boston	31	7-0
133. James Reimer	2/3/11	at Toronto	27	3-0
134. Carey Price	11/16/11	at Montreal	25	4-0
135. Jhonas Enroth	11/18/11	Buffalo	34	1-0
136. Jose Theodore (5)	3/11/12	at Florida	34	2-0
137. Martin Brodeur (9)	3/31/12	New Jersey	22	5-0
138. Peter Budaj	2/18/13	at Montreal	19	3-0
139. Braden Holtby	2/26/13	at Washington	33	3-0
140. Ben Bishop	4/4/13	Tampa Bay	45	5-0
141. Ben Bishop (2)	11/1/13	Tampa Bay	31	3-0
142. Eddie Lack	12/9/13	at Vancouver	31	2-0
143. Sergei Bobrovsky	1/10/14	at Columbus	36	3-0
144. Karri Ramo	1/13/14	Calgary	23	2-0
145. Carey Price (2)	1/28/14	at Montreal	36	3-0
146. Jonas Hiller	10/23/14	at Calgary	16	5-0
147. Troy Grosenick	11/16/14	San Jose	45	2-0
148. Luongo/Montoya	11/26/14	at Florida	11/22	1-0
149. Cam Talbot	12/21/14	at NY Rangers	18	1-0
150. Ryan Miller	1/16/15	Vancouver	28	3-0
151. Dan Ellis	3/14/15	Florida	27	2-0
152. Carey Price (3)	3/19/15	at Montreal	31	4-0
153. Petr Mrazek	4/11/15	Detroit	35	2-0
154. Jonathan Quick	10/23/15	at Los Angeles	40	3-0
155. Henrik Lundqvist (2)	11/10/15	at NY Rangers	33	3-0
156. Roberto Luongo (2)	12/18/15	Florida	24	2-0
157. Cam Talbot (2)	1/4/16	at Edmonton	29	1-0
158. Marc-Andre Fleury (2)	1/17/16	at Pittsburgh	22	5-0
159. Peter Budaj (2)	1/26/17	Los Angeles	22	3-0
160. Braden Holtby (2)	2/7/17	at Washington	23	5-0
161. Curtis McElhinney	2/19/17	Toronto	37	4-0
162. Kari Lehtonen	4/1/17	Dallas	25	3-0
163. Jaroslav Halak	4/6/17	NY Islanders	29	3-0
164. Jacob Markstrom	12/5/17	at Vancouver	30	3-0
165. Thomas Greiss	2/16/18	NY Islanders	45	3-0
166. Marc-Andre Fleury (3)	11/3/18	at Vegas	34	3-0
167. Jonathan Quick (2)	12/2/18	at Los Angeles	34	2-0
168. Matt Murray	12/22/18	Pittsburgh	39	3-0
169. Mackenzie Blackwood	12/29/18	at New Jersey	37	2-0
170. Sergei Bobrovsky (2)	3/15/19	at Columbus	46	3-0
171. Pekka Rinne	11/29/19	Nashville	31	3-0
172. Jaroslav Halak (2)	12/3/19	at Boston	24	2-0
173. Jacob Markstrom (2)	12/12/19	at Vancouver	43	1-0
174. Ilya Samsonov	1/13/20	at Washington	23	2-0

TEAM PENALTY SHOTS

SHOOTER	DATE	RESULT	OPPONENT	GOALTENDER
1. Mike Rogers	2/22/81	Missed	NY Rangers	Doug Soetaert
2. Blaine Stoughton	3/5/83	Missed	at Quebec	Clint Malarchuk
3. Blaine Stoughton (2)	3/29/83	SCORED	Buffalo	Bob Sauve
4. Bob Crawford	2/1/84	SCORED	at Detroit	Ken Holland
5. Tony Currie	3/17/84	Missed	Pittsburgh	Denis Herron
6. Ron Francis	1/17/86	SCORED	Quebec	Richard Sevigny
7. Dave Tippett	10/31/87	SCORED	Philadelphia	Ron Hextall
8. Dave Tippett (2)	1/9/88	Missed	Pittsburgh	Gilles Meloche
9. Dean Evason	1/13/88	Missed	at Chicago	Darren Pang
10. Kevin Dineen	10/19/89	Missed	at NY Rangers	Mike Richter
11. John Cullen	1/16/92	Missed	at Boston	Andy Moog
12. Murray Craven	3/24/92	SCORED	at Washington	Don Beaupre
13. Andrew Cassels	4/6/94	SCORED	NY Islanders	Ron Hextall
14. Sami Kapanen	3/12/97	SCORED	Boston	Jim Carey
15. Sami Kapanen (2)	1/7/99	Missed	at Pittsburgh	Tom Barrasso
16. Erik Cole	11/29/03	Missed	Pittsburgh	Sebastien Caron
17. Erik Cole (2)	4/2/04	Missed	NY Islanders	Rick DiPietro
18. Erik Cole (3)	11/9/05	SCORED	Buffalo	Martin Biron
19. Erik Cole (4)	11/9/05	Missed	Buffalo	Martin Biron
20. Erik Cole (5)	11/11/05	Missed	at Florida	Roberto Luongo
21. Justin Williams	11/20/05	SCORED	Tampa Bay	John Grahame
22. Frantisek Kaberle	1/13/06	SCORED	Nashville	Tomas Vokoun
23. Erik Cole (6)	1/21/06	SCORED	at Washington	Olaf Kolzig
24. Erik Cole (7)	2/9/06	Missed	at Tampa Bay	John Grahame
25. Eric Staal	12/8/06	Missed	at Vancouver	Roberto Luongo
26. Erik Cole (8)	1/6/07	Missed	NY Islanders	Rick DiPietro
27. Eric Belanger	1/30/07	Missed	Toronto	Andrew Raycroft
28. Justin Williams (2)	3/28/07	Missed	at Philadelphia	Martin Biron
29. Eric Staal (2)	10/26/07	SCORED	Montreal	Cristobal Huet
30. Chad LaRose	11/30/07	Missed	Washington	Olaf Kolzig
31. Chad LaRose (2)	12/28/07	SCORED	Boston	Tim Thomas
32. Eric Staal (3)	1/18/08	SCORED	Edmonton	Mathieu Garon
33. Matt Cullen	2/5/09	SCORED	at San Jose	Evgeni Nabokov
34. Eric Staal (4)	3/3/09	SCORED	at Washington	Michal Neuvirth
35. Ray Whitney	10/23/09	Missed	at Colorado	Craig Anderson
36. Eric Staal (5)	1/16/10	Missed	Atlanta	Ondrej Pavelec
37. Brandon Sutter	3/10/10	Missed	at Washington	Jose Theodore
38. Tom Kostopoulos	11/9/10	Missed	Edmonton	Devan Dubnyk
39. Chad LaRose (3)	3/29/11	Missed	at Washington	Semyon Varlamov
40. Eric Staal (6)	10/28/11	Missed	Chicago	Corey Crawford
41. Patrick Dwyer	11/14/11	SCORED	Philadelphia	Sergei Bobrovsky
42. Jiri Tlustý	12/6/11	SCORED	at Calgary	Miikka Kiprusoff
43. Jeff Skinner	12/7/11	Missed	at Edmonton	Devan Dubnyk
44. Eric Staal (7)	3/7/13	Missed	Montreal	Carey Price
45. Jeff Skinner (2)	12/12/13	Missed	at Calgary	Karri Ramo
46. Jeff Skinner (3)	3/7/14	SCORED	NY Rangers	Henrik Lundqvist
47. Brad Malone	2/3/15	SCORED	at Anaheim	Frederik Andersen
48. Jeff Skinner (4)	12/12/15	Missed	at Arizona	Anders Lindback
49. Elias Lindholm	1/24/16	SCORED	Calgary	Karri Ramo
50. Jeff Skinner (5)	3/13/17	SCORED	at NY Islanders	Thomas Greiss
51. Jeff Skinner (6)	11/4/17	Missed	at Arizona	Antti Raanta
52. Jeff Skinner (7)	12/1/17	Missed	at NY Rangers	Henrik Lundqvist

OPPONENT PENALTY SHOTS

SHOOTER	DATE	RESULT	OPPONENT	GOALTENDER
1. Claude Larose	1/7/80	SAVED	at NY Rangers	Al Smith
2. Steve Kasper	1/27/86	SAVED	at Boston	Mike Liut
3. Mike Gartner	1/17/87	Scored	Washington	Mike Liut
4. Mats Naslund	1/19/87	Scored	at Montreal	Mike Liut
5. Jimmy Carson	11/3/89	SAVED	at Detroit	Mike Liut
6. Bob Sweeney	12/12/90	Scored	Boston	Peter Sidorkiewicz
7. Randy Burridge	3/31/91	SAVED	at Boston	Kay Whitmore
8. Luc Robitaille	2/6/92	Scored	at Los Angeles	Kay Whitmore
9. Michal Pivonka	1/21/95	SAVED	Washington	Sean Burke
10. Wayne Presley	3/8/96	SAVED	Toronto	Sean Burke
11. Brian Bradley	4/3/96	SAVED	at Tampa Bay	Sean Burke
12. Brendan Shanahan	11/5/97	SAVED	Detroit	Trevor Kidd
13. Kevyn Adams	2/14/00	SAVED	at Toronto	Arturs Irbe
14. Ray Ferraro	2/21/01	Scored	Atlanta	Arturs Irbe
15. Joe Sacco	3/30/01	Scored	Washington	Arturs Irbe
16. Anson Carter	11/11/01	SAVED	Edmonton	Tom Barrasso
17. Pavel Bure	1/25/02	SAVED	Florida	Arturs Irbe
18. Jan Hlavac	11/6/03	Scored	NY Rangers	Kevin Weekes
19. Chris Phillips	12/28/05	SAVED	at Ottawa	Cam Ward
20. Michael Ryder	12/31/05	SAVED	Montreal	Martin Gerber
21. Martin Straka	3/14/06	SAVED	NY Rangers	Martin Gerber
22. Marc Savard	4/1/06	Scored	at Atlanta	Cam Ward
23. Jim Slater	4/8/06	SAVED	at Atlanta	Martin Gerber
24. John Pohl	12/15/06	SAVED	Toronto	Cam Ward
25. Ales Kotalik	12/28/06	Scored	at Buffalo	John Grahame
26. Tomas Plekanec	2/17/07	Scored	at Montreal	Cam Ward
27. Bryan Allen	4/7/07	SAVED	Florida	John Grahame
28. Richard Park	10/27/07	SAVED	at NY Islanders	John Grahame
29. Vincent Lecavalier	11/8/07	SAVED	Tampa Bay	Cam Ward
30. Mike Richards	11/21/07	SAVED	Philadelphia	Cam Ward
31. Drew Stafford	12/1/07	SAVED	at Buffalo	John Grahame
32. Nathan Horton	2/16/08	Scored	Florida	John Grahame
33. Doug Weight	10/25/08	SAVED	at NY Islanders	Cam Ward
34. Alex Tanguay	10/28/08	Scored	at Montreal	Cam Ward
35. Alex Ovechkin	12/7/08	SAVED	Washington	Michael Leighton
36. Guillaume Latendresse	12/16/08	Scored	Montreal	Cam Ward
37. Evgeni Malkin	4/4/09	SAVED	Pittsburgh	Cam Ward
38. Derek Roy	4/9/09	Scored	Buffalo	Michael Leighton
39. Mike Richards	1/23/10	SAVED	at Philadelphia	Cam Ward
40. Sean Bergenheim	12/20/10	SAVED	at Tampa Bay	Justin Peters
41. Jack Skille	11/29/11	SAVED	Florida	Cam Ward
42. Alex Ovechkin (2)	1/2/14	SAVED	at Washington	Anton Khudobin
43. Tyler Ennis	3/13/14	Scored	Buffalo	Cam Ward
44. Brian Gibbons	4/1/14	SAVED	at Pittsburgh	Anton Khudobin
45. Dustin Brown	11/22/15	Scored	Los Angeles	Cam Ward
46. Brayden Schenn	11/23/15	SAVED	at Philadelphia	Eddie Lack
47. Brandon Saad	11/11/17	SAVED	Chicago	Scott Darling
48. Connor McDavid	12/10/19	SAVED	at Edmonton	James Reimer

SEASON SERIES/OVERTIME

INDIVIDUAL RECORDS IN A SEASON SERIES

GOALS

1.	Eric Staal	8 – vs. Tampa Bay, 2008-09
2.	Sylvain Turgeon	7 – vs. Montreal, 1985-86
	Kevin Dineen	7 – vs. Buffalo, 1988-89
	Pat Verbeek	7 – vs. Quebec, 1989-90
	Geoff Sanderson	7 – vs. Boston, 1992-93
	Pat Verbeek	7 – vs. Buffalo, 1992-93
	Geoff Sanderson	7 – vs. Buffalo, 1996-97
	Erik Cole	7 – vs. Washington, 2006-07
	Eric Staal	7 – vs. Atlanta, 2007-08
10.	Mike Rogers	6 – vs. Colorado, 1979-80
	Mike Rogers	6 – vs. Quebec, 1979-80
	Blaine Stoughton	6 – vs. Vancouver, 1979-80
	Ron Francis	6 – vs. Buffalo, 1982-83
	Blaine Stoughton	6 – vs. Montreal, 1982-83
	Kevin Dineen	6 – vs. Boston, 1984-85
	Kevin Dineen	6 – vs. Buffalo, 1985-86
	Kevin Dineen	6 – vs. NY Rangers, 1986-87
	Dean Evason	6 – vs. Montreal, 1986-87
	Sylvain Turgeon	6 – vs. Quebec, 1987-88
	Ray Ferraro	6 – vs. Quebec, 1988-89
	Kevin Dineen	6 – vs. Montreal, 1988-89
	Kevin Dineen	6 – vs. Los Angeles, 1989-90
	Sami Kapanen	6 – vs. Edmonton, 1997-98
	Rod Brind'Amour	6 – vs. Washington, 2005-06
	Eric Staal	6 – vs. Tampa Bay, 2006-07
	Eric Staal	6 – vs. NY Islanders, 2008-09
	Jussi Jokinen	6 – vs. Atlanta, 2009-10

ASSISTS

1.	Ron Francis	13 – vs. Boston, 1986-87
2.	Dave Babych	10 – vs. Buffalo, 1987-88
3.	Ron Francis	9 – vs. Boston, 1984-85
	Ron Francis	9 – vs. Montreal, 1984-85
	Dave Babych	9 – vs. Buffalo, 1988-89
	Pat Verbeek	9 – vs. Montreal, 1989-90
	John Cullen	9 – vs. Buffalo, 1991-92
	Eric Staal	9 – vs. Atlanta, 2007-08
9.	Rod Brind'Amour	8 – vs. Atlanta, 2006-07
	Rod Brind'Amour	8 – vs. Florida, 2006-07
	Ron Francis	8 – vs. Boston, 1985-86
	Ron Francis	8 – vs. Minnesota, 1983-84
	Ron Francis	8 – vs. Buffalo, 1986-87
	Kevin Dineen	8 – vs. Buffalo, 1988-89
	Pat Verbeek	8 – vs. Buffalo, 1991-92
	Andrew Cassels	8 – vs. Boston, 1992-93
	Andrew Cassels	8 – vs. Buffalo, 1993-94
	Rod Brind'Amour	8 – vs. Atlanta, 2005-06
	Eric Staal	8 – vs. Pittsburgh, 2005-06
	Cory Stillman	8 – vs. Washington, 2005-06

POINTS

1.	Ron Francis	16 – vs. Boston, 1986-87
	Eric Staal	16 – vs. Atlanta, 2007-08
3.	Kevin Dineen	15 – vs. Buffalo, 1988-89
4.	Pat Verbeek	14 – vs. Quebec, 1989-90
5.	Dave Babych	13 – vs. Buffalo, 1987-88
	Ron Francis	13 – vs. Montreal, 1984-85
	Pat Verbeek	13 – vs. Montreal, 1989-90
	John Cullen	13 – vs. Buffalo, 1991-92
9.	Doug Sulliman	12 – vs. Quebec, 1980-81
	Ron Francis	12 – vs. Quebec, 1989-90
	Eric Staal	12 – vs. Pittsburgh, 2005-06
	Rod Brind'Amour	12 – vs. Atlanta, 2006-07
	Rod Brind'Amour	12 – vs. Florida, 2006-07
	Erik Cole	12 – vs. Washington, 2006-07

TEAM OVERTIME RESULTS

YEAR	OVERALL	HOME	ROAD
1983-84	2-3-10 (.457)	1-0-5 (.583)	1-3-5 (.389)
1984-85	4-4-9 (.500)	2-3-5 (.450)	2-1-4 (.571)
1985-86	1-2-4 (.400)	0-1-2 (.333)	1-1-2 (.500)
1986-87	2-0-7 (.611)	0-0-5 (.500)	2-0-2 (.750)
1987-88	3-2-7 (.542)	3-0-5 (.688)	0-2-2 (.250)
1988-89	1-4-5 (.350)	0-3-2 (.200)	1-1-3 (.500)
1989-90	0-0-9 (.500)	0-0-5 (.500)	0-0-4 (.500)
1990-91	2-5-11 (.416)	0-1-6 (.428)	2-4-5 (.450)
1991-92	2-3-13 (.472)	0-1-10 (.455)	2-2-3 (.500)
1992-93	3-9-6 (.333)	2-4-5 (.409)	1-5-1 (.214)
1993-94	4-1-9 (.607)	3-1-6 (.600)	1-0-3 (.625)
1994-95	4-0-5 (.722)	3-0-3 (.750)	1-0-2 (.667)
1995-96	2-3-9 (.464)	1-1-4 (.500)	1-2-5 (.38)
1996-97	3-4-11 (.472)	2-1-2 (.600)	1-3-9 (.423)
1997-98	2-2-8 (.500)	0-1-7 (.438)	2-1-1 (.625)
1998-99	1-5-18 (.417)	1-2-9 (.458)	0-3-9 (.375)
1999-00	4-0-10 (.643)	3-0-5 (.688)	1-0-5 (.583)
2000-01	6-3-9 (.583)	2-0-3 (.700)	4-3-6 (.538)
2001-02	6-5-16 (.519)	4-2-11 (.559)	2-3-5 (.450)
2002-03	2-6-11 (.395)	0-3-9 (.375)	2-3-2 (.429)
2003-04	5-6-14 (.480)	3-2-8 (.538)	2-4-6 (.417)
2005-06	12-8 (.600)	7-2 (.777)	5-6 (.455)
2006-07	6-8 (.429)	3-4 (.429)	3-4 (.429)
2007-08	7-6 (.538)	4-4 (.500)	3-2 (.600)
2008-09	10-7 (.588)	4-1 (.800)	6-6 (.500)
2009-10	9-10 (.474)	7-3 (.700)	2-7 (.222)
2010-11	11-11 (.500)	7-5 (.583)	4-6 (.400)
2011-12	4-16 (.200)	3-7 (.300)	1-9 (.100)
2012-13	2-4 (.333)	1-1 (.500)	1-3 (.250)
2013-14	6-11 (.353)	3-6 (.333)	3-5 (.375)
2014-15	6-11 (.353)	4-7 (.364)	2-4 (.333)
2015-16	10-16 (.385)	3-7 (.300)	7-9 (.438)
2016-17	8-15 (.347)	5-6 (.455)	3-9 (.250)
2017-18	6-11 (.353)	4-6 (.400)	2-5 (.286)
2018-19	7-7 (.500)	4-4 (.500)	3-3 (.500)
2019-20	11-5 (.688)	6-2 (.750)	5-3 (.625)
TOTALS	174-213-201 (.467)	95-91-117 (.507)	79-122-84 (.425)


TEAM OVERTIME GOALS

GOAL SCORER	DATE	TIME	RESULT	OPP. GOALIE	GOAL SCORER	DATE	TIME	RESULT	OPP. GOALIE
1. Blaine Stoughton	11/26/83	4:52	4-3 win vs. NYR	Steve Weeks	69. Rod Brind'Amour (2)	4/7/07	4:36	5-4 win vs. FLA	Craig Anderson
2. Tony Currie	3/24/84	0:46	3-2 win at QUE	Dan Bouchard	70. Scott Walker	12/18/07	4:27	3-2 win vs. TOR	Vesa Toskala
3. Risto Siltanen	10/13/84	2:25	3-2 win vs. BOS	Pete Peeters	71. Cory Stillman	1/21/08	0:52	3-2 win at NYI	Rick DiPietro
4. Greg Malone	12/8/84	4:27	4-3 win at NYI	Kelly Hrudey	72. Rod Brind'Amour (3)	1/31/08	3:20	3-2 win vs. TOR	Vesa Toskala (2)
5. Pat Boutette	12/15/84	3:23	4-3 win vs. MTL	Doug Soetaert	73. Sergei Samsonov	2/26/08	1:36	2-1 win vs. NJ	Martin Brodeur
6. Mike Crombeen	2/21/85	3:45	4-3 win at NYR	Glen Hanlon	74. Scott Walker (2)	3/8/08	2:50	4-3 win vs. BUF	Ryan Miller
7. Kevin Dineen	10/17/85	1:49	4-3 win at NJ	Glenn Resch	75. Eric Staal (2)	10/11/08	4:36	4-3 win at TB	Mike Smith
8. Kevin Dineen (2)	12/21/86	2:57	4-3 win at NYR	J. Vanbiesbrouck	76. Niclas Wallin	11/4/08	1:52	5-4 win at TOR	Vesa Toskala (3)
9. Ron Francis	1/19/87	4:57	5-4 win at MTL	Brian Hayward	77. Sergei Samsonov (2)	11/28/08	3:53	3-2 win at PHI	Martin Biron (2)
10. Sylvain Turgeon	10/17/87	3:59	4-3 win vs. NJ	Alain Chevrier	78. Joe Corvo	12/18/08	4:16	2-1 win vs. FLA	Tomas Vokoun (2)
11. Kevin Dineen	1/2/88	0:55	5-4 win vs. PIT	Gilles Meloche	79. Tuomo Ruutu	12/21/08	1:43	3-2 win at MTL	Carey Price
12. Ray Ferraro	1/24/88	2:21	2-1 win vs. DET	Sam St. Laurent	80. Ray Whitney (3)	3/23/09	1:37	3-2 win at FLA	Tomas Vokoun (3)
13. Brian Lawton	1/4/89	3:19	5-4 win at BUF	Daren Puppia	81. Anton Babchuk	4/4/09	1:11	3-2 win vs. PIT	Marc-Andre Fleury
14. Randy Cunneynworth	11/10/90	0:49	3-2 win at MIN	Jon Casey	82. Ray Whitney (4)	1/2/10	3:45	2-1 win at NYR	Henrik Lundqvist
15. Scott Young	12/7/90	0:53	4-3 win at BUF	Clint Malarchuk	83. Sergei Samsonov (3)	2/11/10	1:47	4-3 win vs. BUF	Ryan Miller (2)
16. Adam Burt	2/29/92	4:58	5-4 win at MIN	Jon Casey (2)	84. Brian Pothier	3/11/10	0:23	4-3 win vs. PIT	Brent Johnson
17. Andrew Cassels	4/15/92	1:38	4-3 win at PHI	Dominik Roussel	85. Ray Whitney (5)	3/18/10	4:02	4-3 win vs. WSH	Semyon Varlamov
18. Murray Craven	11/28/92	2:53	4-3 win vs. BOS	Rejean Lemelin	86. Jamie McBain	3/20/10	4:59	3-2 win at PIT	Marc-Andre Fleury (2)
19. Murray Craven (2)	3/16/93	1:03	4-3 win at TB	Wendell Young	87. Anton Babchuk (2)	10/23/10	2:52	4-3 win at PHX	Ilya Bryzgalov
20. Mark Janssens	4/14/93	1:08	5-4 win vs. NYI	Mark Fitzpatrick	88. Brandon Sutter	12/3/10	1:16	2-1 win vs. COL	Craig Anderson (2)
21. Brian Propp	11/10/93	0:20	4-3 win vs. OTT	Darrin Madeley	89. Erik Cole (3)	1/9/11	2:09	4-3 win vs. ATL	Ondrej Pavelec
22. Robert Kron	11/23/93	3:55	2-1 win at FLA	J. Vanbiesbrouck (2)	90. Erik Cole (4)	2/5/11	2:48	4-3 win vs. ATL	Ondrej Pavelec (2)
23. Geoff Sanderson	12/26/93	4:10	3-2 win vs. OTT	Craig Billington	91. Jamie McBain (2)	3/3/11	0:26	3-2 win vs. BUF	Ryan Miller (3)
24. Andrew Cassels (2)	3/30/94	3:15	3-2 win vs. CHI	Jeff Hackett	92. Joni Pitkanen	3/18/11	3:58	3-2 win vs. NYI	Al Montoya
25. Darren Turcotte	2/22/95	2:59	3-2 win vs. BOS	Blaine Lacher	93. Tuomo Ruutu (2)	12/23/11	1:36	2-1 win vs. OTT	Craig Anderson (3)
26. Robert Kron (2)	3/4/95	1:11	3-2 win vs. TB	Darren Puppia (2)	94. Eric Staal (3)	12/29/11	3:09	4-3 win vs. TOR	James Reimer
27. Geoff Sanderson (2)	3/26/95	2:16	4-3 win at WSH	Jim Carey	95. Justin Faulk	3/6/12	3:38	4-3 win at WSH	Michal Neuvirth
28. Darren Turcotte (2)	4/14/95	1:04	4-3 win vs. MTL	Patrick Roy	96. Jay Harrison	2/7/13	2:19	3-2 win at OTT	Craig Anderson
29. Adam Burt (2)	2/9/96	3:24	3-2 win at COL	Patrick Roy (2)	97. Manny Malhotra	11/5/13	2:40	2-1 win vs. PHI	Steve Mason
30. Geoff Sanderson (3)	2/17/96	1:49	2-1 win vs. BUF	Dominik Hasek	98. Alexander Semin	12/31/13	3:27	5-4 win vs. MTL	Carey Price (2)
31. Curtis Leschyshyn	11/9/96	4:55	4-3 win vs. BUF	Dominik Hasek (2)	99. Jeff Skinner	1/2/14	1:20	4-3 win at WSH	Philipp Grubauer
32. Robert Kron (3)	12/21/96	2:11	6-5 win vs. TB	Rick Tabaracci	100. Jay Harrison (2)	3/4/14	4:18	3-2 win at SJ	Alex Stalock
33. Robert Kron (4)	1/22/97	4:46	2-1 win vs. FLA	Mark Fitzpatrick (2)	101. Elias Lindholm	11/7/14	4:22	3-2 win vs. CBJ	Curtis McElhinney
34. Bates Battaglia	1/10/98	1:59	2-1 win at NYI	Wade Flaherty	102. Victor Rask	10/21/15	1:49	1-0 win at COL	Semyon Varlamov (2)
35. Jeff O'Neill	3/6/98	2:34	5-4 win at PHX	Nikolai Khabibulin	103. Ron Hainsey	10/29/15	2:21	3-2 win at NYI	Thomas Greiss
36. Gary Roberts	1/28/99	3:18	3-2 win vs. NYR	Mike Richter	104. Jordan Staal	11/7/15	2:51	3-2 win vs. OTT	Andrew Hammond
37. Nolan Pratt	12/26/99	0:27	4-3 win vs. FLA	M. Shtalenkov	105. Victor Rask (2)	12/12/15	0:53	5-4 win at ARI	Anders Lindback
38. Marek Malik	1/24/99	0:55	3-2 win vs. MTL	Jose Theodore	106. Jordan Staal (2)	1/9/16	2:45	4-3 win at CBJ	Joonas Korpi
39. Jeff O'Neill (2)	1/28/00	0:16	4-3 win vs. NJ	Chris Terreri	107. Jeff Skinner (2)	1/12/16	3:02	3-2 win vs. PIT	Marc-Andre Fleury (3)
40. Jeff O'Neill (3)	2/26/00	2:28	2-1 win at FLA	Mike Vernon	108. Jordan Staal (3)	1/21/16	2:54	1-0 win at TOR	James Reimer (2)
41. Sandis Ozolinsh	10/31/00	2:35	6-5 win vs. TB	Kevin Weekes	109. Phil Di Giuseppe	3/10/16	1:30	3-2 win at BOS	Tuukka Rask
42. Bates Battaglia (2)	11/29/00	1:41	2-1 win at FLA	Trevor Kidd	110. Phil Di Giuseppe (2)	12/4/16	1:26	1-0 win vs. TB	Ben Bishop
43. Ron Francis (2)	1/16/01	0:33	3-2 win at MTL	Jose Theodore (2)	111. Teuvo Teravainen	12/23/16	3:01	3-2 win vs. BOS	Anton Khudobin
44. Jeff O'Neill (4)	2/7/01	0:25	2-1 win at PHX	Sean Burke	112. Sebastian Aho	1/8/17	1:34	4-3 win vs. BOS	Zane McIntyre
45. Rod Brind'Amour	3/30/01	3:07	4-3 win vs. WSH	Olaf Kolzig	113. Ron Hainsey (2)	2/4/17	2:52	5-4 win at NYI	Jean-Francois Berube
46. Shane Willis	4/1/01	1:18	3-2 win at OTT	Patrick Lalime	114. Noah Hanifin	3/30/17	2:16	2-1 win vs. CBJ	Joonas Korpi (2)
47. Jeff O'Neill (5)	10/20/01	1:33	2-1 win vs. ATL	Milan Hnilecka	115. Noah Hanifin (2)	12/2/17	4:58	3-2 win vs. FLA	James Reimer (3)
48. Sami Kapanen	10/28/01	1:33	3-2 win vs. LA	Felix Potvin	116. Jacob Slavin	12/15/17	2:15	5-4 win at BUF	Chad Johnson
49. Josef Vasicsek	11/4/01	0:52	1-0 win vs. PHX	Sean Burke (2)	117. Elias Lindholm (2)	4/7/18	0:49	3-2 win vs. TB	Louis Domingue
50. Ron Francis (3)	12/10/01	2:36	4-3 win at NYR	Mike Richter (2)	118. Sebastian Aho (2)	10/13/18	2:57	5-4 win at MIN	Devan Dubnyk
51. Erik Cole	12/21/01	1:28	5-4 win vs. ATL	Milan Hnilecka (2)	119. Sebastian Aho (3)	11/12/18	1:16	3-2 win vs. CHI	Cam Ward
52. Sean Hill	3/5/02	1:36	2-1 win at CHI	Steve Passmore	120. Teuvo Teravainen (2)	2/7/19	3:25	6-5 win at BUF	Linus Ullmark
53. Aaron Ward	12/20/02	3:52	3-2 win at ATL	Byron Dafoe	121. Sebastian Aho (4)	3/2/19	1:46	4-3 win at FLA	Sam Montembeault
54. Craig Adams	3/12/03	3:41	3-2 win at BUF	Martin Biron	122. Andrei Svechnikov	3/24/19	3:15	2-1 win vs. MTL	Carey Price (3)
55. Eric Staal	11/8/03	2:44	3-2 win vs. LA	Roman Cechmanek	123. Jake Gardiner	10/5/19	4:04	3-2 win at WSH	Braden Holtby
56. Jeff O'Neill (6)	12/18/03	2:14	2-1 win vs. PIT	Sebastien Caron	124. Jacob Slavin (2)	10/6/19	1:53	4-3 win vs. TB	Curtis McElhinney (2)
57. Sean Hill (2)	12/27/03	0:39	2-1 win vs. MTL	Jose Theodore (3)	125. Dougie Hamilton	11/14/19	2:28	5-4 win at BUF	Carter Hutton
58. Kevyn Adams	3/5/04	4:59	3-2 win at ATL	Pasi Nurminen	126. Andrei Svechnikov (2)	11/16/19	1:33	4-3 win at MIN	Devan Dubnyk (2)
59. Bret Hedican	3/20/04	4:00	3-2 win at OTT	Patrick Lalime (2)	127. Dougie Hamilton (2)	1/7/20	1:56	5-4 win vs. PHI	Brian Elliott
60. Matt Cullen	10/26/05	3:24	4-3 win vs. BOS	Andrew Raycroft	128. Vincent Trocheck	3/7/20	1:36	3-2 win at NYI	Thomas Greiss (2)
61. Frantisek Kaberle	11/29/05	0:32	4-3 win at ATL	Michael Garnett					
62. Frantisek Kaberle (2)	1/13/06	2:31	5-4 win vs. NSH	Tomas Vokoun					
63. Ray Whitney	4/3/06	3:35	6-5 win vs. WSH	Olaf Kolzig (2)					
64. Anton Babchuk	10/25/06	1:11	5-4 win at ATL	Kari Lehtonen					
65. Erik Cole (2)	12/23/06	1:59	3-2 win at FLA	Ed Belfour					
66. Justin Williams	1/16/07	1:47	3-2 win at FLA	Ed Belfour (2)					
67. Glen Wesley	2/22/07	0:16	3-2 win vs. PHI	Antero Niittymaki					
68. Ray Whitney (2)	4/1/07	1:30	4-3 win at FLA	Ed Belfour (3)					

OPPONENTS' OVERTIME GOALS

GOAL SCORER	DATE	TIME	RESULT	CAR. GOALIE	GOAL SCORER	DATE	TIME	RESULT	CAR. GOALIE
1. Patrik Sundstrom	10/23/83	4:52	5-4 loss at VAN	Greg Millen	86. Martin St. Louis (2)	3/23/10	0:29	3-2 loss at TB	Manny Legace (3)
2. Jan Ludvig	2/16/84	4:54	6-5 loss at NJ	Ed Staniowski	87. Bryan Allen	1/3/11	1:16	4-3 loss vs. FLA	Cam Ward (10)
3. Mike Foligno	3/11/84	1:53	4-3 loss at BUF	Greg Millen (2)	88. Mats Zuccarello	1/5/11	3:09	2-1 loss at NYR	Cam Ward (11)
4. Petri Skriko	2/1/85	1:11	4-3 loss at VAN	Steve Weeks	89. Mattias Tedenby	2/8/11	2:42	3-2 loss at NJ	Cam Ward (12)
5. Dan Daoust	2/17/85	1:30	5-4 loss vs. TOR	Steve Weeks (2)	90. Marc-Andre Bergeron	2/12/11	1:32	4-3 loss at TB	Cam Ward (13)
6. Marcel Dionne	2/23/85	2:46	2-1 loss vs. LA	Mike Liut	91. Tim Stapleton	3/9/11	1:38	3-2 loss vs. ATL	Cam Ward (14)
7. Jean-Marc Lanthier	3/3/85	2:47	7-6 loss vs. VAN	Mike Liut (2)	92. Marc-Andre Gragnani	4/3/11	2:56	2-1 loss vs. BUF	Cam Ward (15)
8. Ray Bourque	1/29/86	2:26	5-4 loss vs. BOS	Steve Weeks (3)	93. Mike Green (2)	10/8/11	2:24	4-3 loss at WSH	Brian Boucher
9. Claude Loiselle	2/6/86	2:22	5-4 loss at DET	Mike Liut (3)	94. Matt D'Agostini	10/21/11	2:24	3-2 loss at STL	Cam Ward (16)
10. Gary Roberts	12/22/87	4:10	6-5 loss at CGY	Steve Weeks (4)	95. Tim Connolly	12/13/11	0:44	2-1 loss at TOR	Cam Ward (17)
11. Dave Brown	2/17/88	3:55	5-4 loss at PHI	Mike Liut (4)	96. Kris Versteeg	12/18/11	3:08	3-2 loss at FLA	Cam Ward (18)
12. Petri Skriko (2)	11/5/88	0:34	3-2 loss vs. VAN	Mike Liut (5)	97. John Tavares	1/21/12	3:58	2-1 loss at NYI	Cam Ward (19)
13. Rob Brown	12/26/88	1:39	4-3 loss vs. PIT	Mike Liut (6)	98. Corey Perry	2/8/12	2:14	3-2 loss at ANA	Cam Ward (20)
14. Marc Fortier	1/28/89	0:32	3-2 loss vs. QUE	Peter Sidorkiewicz	99. Ryan O'Reilly	2/10/12	4:58	4-3 loss at COL	Cam Ward (21)
15. Brent Ashton	2/19/89	3:23	7-6 loss at WPG	Peter Sidorkiewicz (2)	100. Steven Stamkos	3/3/12	2:41	4-3 loss vs. TB	Cam Ward (22)
16. Dave Andreychuk	12/18/90	1:07	4-3 loss vs. BUF	Daryl Reaugh	101. Jason Pominville	3/7/12	0:56	3-2 loss at BUF	Cam Ward (23)
17. Brian Benning	1/8/91	3:37	4-3 loss at LA	Daryl Reaugh (2)	102. Andrew Ladd	3/30/12	0:16	4-3 loss vs. WSG	Cam Ward (24)
18. Rod Brind'Amour	1/31/91	0:55	4-3 loss at STL	Daryl Reaugh (3)	103. Danny Briere	2/9/13	1:47	4-3 loss at PHI	Cam Ward (25)
19. Brent Gilchrist	3/25/91	3:03	3-2 loss at MTL	Peter Sidorkiewicz (3)	104. Dustin Byfuglien	4/18/13	1:23	4-3 loss at WPG	Justin Peters
20. Greg Brown	3/27/91	2:47	4-3 loss at NJ	Peter Sidorkiewicz (4)	105. Ryan Callahan	4/25/13	2:55	4-3 loss at NYR	Dan Ellis
21. Ray Bourque	11/16/91	1:39	5-4 loss vs. BOS	Peter Sidorkiewicz (5)	106. Stephen Weiss (2)	10/4/13	3:13	3-2 loss vs. DET	Cam Ward (26)
22. Stephan Lebeau	12/21/91	4:09	3-2 loss at MTL	Kay Whitmore	107. David Krejci	11/23/13	1:28	3-2 loss at BOS	Cam Ward (27)
23. Vladimir Ruzicka	1/16/92	0:26	4-3 loss at BOS	Peter Sidorkiewicz (6)	108. Jordan Eberle	12/10/13	1:48	5-4 loss at BOS	Cam Ward (28)
24. Joe Juneau	10/8/92	2:16	3-2 loss at BOS	Sean Burke	109. Chris Butler	12/12/13	4:56	2-1 loss at CGY	Justin Peters (2)
25. Randy McKay	10/28/92	0:48	4-3 loss vs. NJ	Frank Pietrangelo	110. Radko Gudas	12/21/13	2:16	3-2 loss at TB	Justin Peters (3)
26. Ted Donato	11/27/92	4:36	5-4 loss vs. PHI	Frank Pietrangelo (2)	111. James Neal	12/27/13	1:03	4-3 loss vs. PIT	Justin Peters (4)
27. Gregori Pantalev	1/2/93	2:36	3-2 loss at BOS	Frank Pietrangelo (3)	112. Ryan Johansen	3/29/14	2:40	3-2 loss vs. CBJ	Anton Khudobin
28. Ric Nattress	1/24/93	2:36	5-4 loss at PHI	Frank Pietrangelo (4)	113. Nicklas Backstrom	11/8/14	4:46	4-3 loss at WSH	Anton Khudobin (2)
29. Gary Roberts (2)	2/13/93	3:29	4-3 loss at CGY	Sean Burke (2)	114. Ryan Getzlaf	2/3/15	0:45	5-4 loss at ANA	Anton Khudobin (3)
30. Pierre Turgeon	2/28/93	2:39	7-6 loss vs. NYI	Sean Burke (3)	115. Mark Stone	3/17/15	4:46	2-1 loss vs. OTT	Anton Khudobin (4)
31. Vincent Damphousse	3/24/93	2:01	6-5 loss vs. MTL	Mario Gosselin	116. David Pastrnak	3/29/15	4:23	2-1 loss vs. BOS	Anton Khudobin (5)
32. Dmitri Yuskovich	4/16/93	1:25	5-4 loss vs. PHI	Mike Lenarduzzi	117. Jason Zucker	11/12/15	3:50	3-2 loss vs. MIN	Cam Ward (29)
33. Jaromir Jagr	12/4/93	2:04	7-6 loss vs. PIT	Jeff Reese	118. Jakub Voracek	11/14/15	0:37	3-2 loss vs. PHI	Cam Ward (30)
34. Turner Stevenson	11/20/95	3:12	4-3 loss at MTL	Sean Burke (4)	119. Shayne Gostibehere	11/23/15	0:24	3-2 loss at PHI	Eddie Lack
35. Sandy McCarthy	1/10/96	2:06	3-2 loss at CGY	Sean Burke (5)	120. Shayne Gostibehere (2)	12/15/15	1:42	4-3 loss at PHI	Eddie Lack (2)
36. Don Sweeney	3/27/96	3:01	6-5 loss vs. BOS	Sean Burke (6)	121. Mattias Ekholm	1/2/16	3:09	2-1 loss vs. NSH	Eddie Lack (3)
37. Steve Konowalchuk	1/1/97	3:01	3-2 loss at WSH	Jason Muzzatti	122. Andrej Sekera	1/4/16	2:47	1-0 loss at EDM	Cam Ward (31)
38. Ted Donato	1/2/97	2:21	5-4 loss vs. BOS	Jason Muzzatti (2)	123. Bo Horvat	1/15/16	3:25	3-2 loss vs. VAN	Cam Ward (32)
39. Mats Lindgren	1/12/97	2:27	2-1 loss at EDM	Sean Burke (7)	124. Alex Killorn	3/5/16	4:17	4-3 loss at TB	Eddie Lack (4)
40. Brian Savage	2/8/97	1:01	3-2 loss at MTL	Sean Burke (8)	125. Jack Eichel	3/12/16	4:59	3-2 loss at BUF	Eddie Lack (5)
41. Jason Dawe	10/31/97	3:21	3-2 loss vs. BUF	Sean Burke (9)	126. Alex Ovechkin	3/15/16	1:38	2-1 loss at VAN	Eddie Lack (6)
42. Matthew Barnaby	12/12/97	4:45	3-2 loss at BUF	Sean Burke (10)	127. Cal Clutterbuck	3/26/16	4:46	4-3 loss vs. NYI	Eddie Lack (7)
43. Steve Rucchin	11/11/98	1:04	5-4 loss at ANA	Trevor Kidd	128. Mark Scheifele	10/13/16	2:41	5-4 loss at WPG	Cam Ward (33)
44. Jay Pandolfo	11/19/98	3:37	3-2 loss at NJ	Arturs Irbe	129. Brandon Sutter	10/16/16	0:32	4-3 loss at VAN	Eddie Lack (8)
45. Kelly Miller	1/16/99	0:09	3-2 loss vs. WSH	Arturs Irbe (2)	130. Kyle Turris	11/1/16	3:09	2-1 loss at OTT	Cam Ward (34)
46. Kip Miller	3/10/99	2:49	3-2 loss vs. PIT	Arturs Irbe (3)	131. Mikko Rantanen	2/17/17	4:23	2-1 loss vs. COL	Cam Ward (35)
47. Mike Modano	3/21/99	0:44	3-2 loss at DAL	Arturs Irbe (4)	132. Victor Hedman	3/1/17	0:46	4-3 loss at TB	Eddie Lack (9)
48. Patrik Elias	11/18/00	4:20	3-2 loss at NJ	Arturs Irbe (5)	133. Morgan Rielly	3/11/17	2:13	3-2 loss vs. TOR	Cam Ward (36)
49. Dan McGillis	12/23/00	3:50	2-1 loss at PHI	Arturs Irbe (6)	134. John Tavares (2)	3/14/17	0:34	3-2 loss vs. NYI	Cam Ward (37)
50. Sergei Fedorov	2/14/01	2:51	4-3 loss at DET	Arturs Irbe (7)	135. Brayden Schenn	3/19/17	0:38	4-3 loss at PHI	Cam Ward (38)
51. Radek Martinek	10/17/01	3:43	2-1 loss at NYI	Tom Barrasso	136. Andreas Athanasiou	3/27/17	1:59	4-3 loss vs. DET	Eddie Lack (10)
52. Mariusz Czerkawski	10/26/01	3:01	3-2 loss vs. NYI	Tom Barrasso (2)	137. Sonny Milano	10/10/17	4:29	2-1 loss vs. CBJ	Scott Darling
53. Jeff Halpern	12/2/01	3:24	4-3 loss vs. WSH	Tom Barrasso (3)	138. Brandon Saad	11/11/17	1:44	4-3 loss vs. CHI	Scott Darling (2)
54. Stu Barnes	12/14/01	0:50	3-2 loss at BUF	Tom Barrasso (4)	139. Brent Burns	12/7/17	0:22	5-4 loss at SJ	Cam Ward (39)
55. Mark Recchi	12/22/01	0:27	4-3 loss at PHI	Arturs Irbe (8)	140. Tanner Pearson	12/9/17	4:40	3-2 loss at LA	Scott Darling (3)
56. Tom Koivisto	10/15/02	3:49	2-1 loss at STL	Kevin Weekes	141. Alex Ovechkin (2)	1/2/18	1:57	5-4 loss vs. WSH	Cam Ward (40)
57. John LeClair	11/5/02	1:56	2-1 loss vs. PHI	Kevin Weekes (2)	142. Jordan Weal	2/6/18	4:56	2-1 loss vs. PHI	Cam Ward (41)
58. Cory Sarich	11/17/02	3:45	2-1 loss vs. TB	Kevin Weekes (3)	143. Taylor Hall	2/18/18	4:37	3-2 loss vs. NJ	Cam Ward (42)
59. Milan Hejduk	1/12/03	2:04	3-2 loss vs. COL	Kevin Weekes (4)	144. Charlie McAvoy	2/27/18	1:08	4-3 loss at BOS	Scott Darling (4)
60. Stephen Weiss	1/25/03	3:40	3-2 loss at FLA	Arturs Irbe (9)	145. Josh Bailey	10/4/18	0:43	2-1 loss vs. NYI	Petr Mrazek
61. Sergei Zubov	2/11/03	4:59	2-1 loss at DAL	Kevin Weekes (5)	146. Michael Grabner	11/2/18	1:17	4-3 loss at ARI	Petr Mrazek (2)
62. Scott Hartnell	12/3/03	3:30	2-1 loss vs. NSH	Kevin Weekes (6)	147. Ryan Getzlaf (2)	11/30/18	1:15	2-1 loss vs. ANA	Curtis McElhinney
63. Markus Naslund	12/14/03	4:13	2-1 loss at VAN	Jamie Storr	148. Mikael Backlund	1/22/19	0:15	3-2 loss at CGY	Petr Mrazek (3)
64. Darcy Tucker	2/19/04	2:18	2-1 loss vs. TOR	Kevin Weekes (7)	149. David Krejci (2)	3/5/19	1:46	4-3 loss at BOS	Curtis McElhinney (2)
65. Mike Ribeiro	2/28/04	3:38	1-0 loss vs. MTL	Kevin Weekes (8)	150. Cam Atkinson	10/24/19	3:28	4-3 loss at CBJ	Petr Mrazek (4)
66. Dany Heatley	3/15/04	1:43	1-0 loss at ATL	Kevin Weekes (9)	151. Elias Pettersson	12/12/19	0:40	1-0 loss at VAN	Petr Mrazek (5)
67. Aleksey Morozov	3/19/04	1:17	4-3 loss at PIT	Kevin Weekes (10)	152. Sam Steel	1/17/20	1:36	2-1 loss vs. ANA	James Reimer
68. Ken Klee	10/20/05	4:44	5-4 loss at TOR	Cam Ward	153. Josh Archibald	2/16/20	3:57	4-3 loss vs. EDM	James Reimer (2)
69. Dan Boyle	12/26/05	4:26	5-4 loss at TB	Martin Gerber	154. Jeff Petry	2/29/20	0:52	4-3 loss at MTL	Alex Nedeljkovic
70. Sami Kapanen	12/29/05	1:27	4-3 loss vs. PHI	Cam Ward (2)					
71. Joel Kwiatkowski	3/11/06	1:14	4-3 loss at FLA	Martin Gerber (2)					
72. Brian Gionta	4/11/06	0:28	4-3 loss vs. NJ	Martin Gerber (3)					
73. Martin St. Louis	4/15/06	4:49	3-2 loss at TB	Martin Gerber (4)					
74. Tom Poti	10/21/06	0:23	4-3 loss at NYI	John Grahame					
75. Daniel Sedin	12/8/06	3:02	4-3 loss at VAN	Cam Ward (3)					
76. Zdeno Chara	2/3/07	1:49	4-3 loss vs. BOS	Cam Ward (4)					
77. Saku Koivu	10/3/07	1:05	3-2 loss vs. MTL	Cam Ward (5)					
78. Simon Gagne	10/20/07	0:48	3-2 loss at PHI	John Grahame (2)					
79. Marian Hossa	1/2/08	4:28	5-4 loss vs. ATL	Cam Ward (6)					
80. Michal Handzus	10/17/08	3:21	4-3 loss at LA	Cam Ward (7)					
81. Jeff Carter	12/6/09	3:34	2-1 loss vs. PHI	Michael Leighton					
82. Cal Clutterbuck	10/24/09	1:55	3-2 loss at MIN	Cam Ward (8)					
83. Kyle Okposo	11/13/09	4:45	4-3 loss vs. NYI	Manny Legace					
84. Mike Green	12/11/09	1:16	4-3 loss at WSH	Cam Ward (9)					
85. Tomas Fleischmann	3/10/10	3:20	4-3 loss at WSH	Manny Legace (2)					

34 PETR
MRAZEK



PLAYOFF HISTORY

History of Franchise Playoff Appearances with Results and Statistics

PLAYOFF RECORDS

PLAYOFF SERIES HISTORY

YEAR	RESULT	GP	W	L	G	GA
1980	0-3 series loss to Montreal Canadiens	3	0	3	8	18
1981	Did not qualify for playoffs					
1982	Did not qualify for playoffs					
1983	Did not qualify for playoffs					
1984	Did not qualify for playoffs					
1985	Did not qualify for playoffs					
1986	3-0 series win over Quebec Nordiques	3	3	0	16	7
	3-4 series loss to Montreal Canadiens	7	3	4	13	16
	<i>TOTAL</i>	<i>10</i>	<i>6</i>	<i>4</i>	<i>29</i>	<i>23</i>
1987	2-4 series loss to Quebec Nordiques	6	2	4	19	27
1988	2-4 series loss to Montreal Canadiens	6	2	4	20	23
1989	0-4 series loss to Montreal Canadiens	4	0	4	11	18
1990	3-4 series loss to Boston Bruins	7	3	4	21	23
1991	2-4 series loss to Boston Bruins	6	2	4	17	24
1992	3-4 series loss to Montreal Canadiens	7	3	4	18	21
1993	Did not qualify for playoffs					
1994	Did not qualify for playoffs					
1995	Did not qualify for playoffs					
1996	Did not qualify for playoffs					
1997	Did not qualify for playoffs					
1998	Did not qualify for playoffs					
1999	2-4 series loss to Boston Bruins	6	2	4	10	16
2000	Did not qualify for playoffs					
2001	2-4 series loss to New Jersey Devils	6	2	4	8	20
2002	4-2 series win over New Jersey Devils	6	4	2	9	11
	4-2 series win over Montreal Canadiens	6	4	2	21	12
	4-2 series win over Toronto Maple Leafs	6	4	2	10	6
	1-4 series loss to Detroit Red Wings	5	1	4	7	14
	<i>TOTAL</i>	<i>23</i>	<i>13</i>	<i>10</i>	<i>47</i>	<i>43</i>
2003	Did not qualify for playoffs					
2004	Did not qualify for playoffs					
2005	No season held					
2006	4-2 series win over Montreal Canadiens	6	4	2	15	17
	4-1 series win over New Jersey Devils	5	4	1	17	10
	4-3 series win over Buffalo Sabres	7	4	3	22	17
	4-3 series win over Edmonton Oilers	7	4	3	19	16
	<i>TOTAL</i>	<i>25</i>	<i>16</i>	<i>9</i>	<i>73</i>	<i>60</i>
2007	Did not qualify for playoffs					
2008	Did not qualify for playoffs					
2009	4-3 series win over New Jersey Devils	7	4	3	17	15
	4-3 series win over Boston Bruins	7	4	3	16	17
	0-4 series loss to Pittsburgh Penguins	4	0	4	9	20
	<i>TOTAL</i>	<i>18</i>	<i>8</i>	<i>10</i>	<i>42</i>	<i>52</i>
2010	Did not qualify for playoffs					
2011	Did not qualify for playoffs					
2012	Did not qualify for playoffs					
2013	Did not qualify for playoffs					
2014	Did not qualify for playoffs					
2015	Did not qualify for playoffs					
2016	Did not qualify for playoffs					
2017	Did not qualify for playoffs					
2018	Did not qualify for playoffs					
2019	4-3 series win over Washington Capitals	7	4	3	21	20
	4-0 series win over New York Islanders	4	4	0	13	5
	0-4 series loss to Boston Bruins	4	0	4	5	17
	<i>TOTAL</i>	<i>15</i>	<i>8</i>	<i>7</i>	<i>39</i>	<i>42</i>
2020	3-0 series win over New York Rangers	3	3	0	11	4
	1-4 series loss to Boston Bruins	5	1	4	11	15
	<i>TOTAL</i>	<i>8</i>	<i>4</i>	<i>4</i>	<i>22</i>	<i>19</i>
TOTALS		150	71	79	384	429

RECORD BY GAME OF SERIES

	OVERALL	HOME	AWAY
Game 1:	12-15	6-4	6-11
Game 2:	13-14	8-2	5-12
When leading 1-0:	7-5	5-1	2-4
When trailing 1-0:	6-9	3-1	3-8
Game 3:	11-16	6-11	5-5
When leading 2-0:	4-3	2-0	2-3
When tied 1-1:	4-7	2-5	2-2
When trailing 0-2:	3-6	2-6	1-0
Game 4:	14-10	9-6	5-4
When leading 3-0:	1-1	1-0	0-1
When leading 2-1:	3-4	1-1	2-3
When trailing 1-2:	8-2	5-2	3-0
When trailing 3-0:	2-3	2-3	0-0
Game 5:	7-13	5-4	2-9
When leading 3-1:	1-3	1-2	0-1
When tied 2-2:	4-8	4-2	0-6
When trailing 1-3:	2-2	0-0	2-2
Game 6:	9-8	5-4	4-4
When leading 3-2:	4-3	0-1	4-2
When trailing 2-3:	5-5	5-3	0-2
Game 7:	5-3	2-0	3-3

RECORD BY YEAR - HOME

YEAR	GP	W	L
1980	1	0	1
1986	4	3	1
1987	3	2	1
1988	3	1	2
1989	2	0	2
1990	3	2	1
1991	3	1	2
1992	3	3	0
1999	3	1	2
2001	3	1	2
2002	11	6	5
2006	14	10	4
2009	8	4	4
2019	7	5	2
2020	4	2	2
TOTALS	72	41	31

RECORD BY YEAR - AWAY

YEAR	GP	W	L
1980	2	0	2
1986	6	3	3
1987	3	0	3
1988	3	1	2
1989	2	0	2
1990	4	1	3
1991	3	1	2
1992	4	0	4
1999	3	1	2
2001	3	1	2
2002	12	7	5
2006	11	6	5
2009	10	4	6
2019	8	3	5
2020	4	2	2
TOTALS	78	30	48

INDIVIDUAL SINGLE-GAME PLAYOFF RECORDS

GOALS	3	Andrei Svechnikov , August 3, 2020, in a 4-1 win vs. NY Rangers
ASSISTS	4	Eric Staal, April 24, 2006, in a 6-5 double-overtime loss vs. Montreal John Anderson, April 12, 1986, in a 9-4 win vs. Quebec
POINTS	6	John Anderson, April 12, 1986, in a 9-4 win vs. Quebec
PENALTY MINUTES	30	Shane Churla, April 11, 1987, in a 5-1 loss at Quebec
SAVES	53	Frank Pietrangelo, May 1-2, 1992, in a 3-2 overtime loss at Montreal
FASTEST TWO GOALS (one player)	2:19	Andrei Svechnikov , April 11, 2019, in a 4-2 loss at Washington
SHOTS ON GOAL	11	Jeff O'Neill, May 28, 2002, in a 2-1 overtime win at Toronto

INDIVIDUAL SERIES PLAYOFF RECORDS

GOALS	5	Eric Staal vs. New Jersey, 2009 Ray Sheppard vs. Boston, 1999 Mark Hunter vs. Boston, 1991
ASSISTS	9	Jacob Slavin vs. Washington, 2019
POINTS	10	Cory Stillman vs. Buffalo, 2006 Bates Battaglia vs. Montreal, 2002
PENALTY MINUTES	51	Torrie Robertson vs. Montreal, 1986
SAVES	227	Cam Ward vs. New Jersey, 2009
SHOTS ON GOAL	33	Eric Staal vs. New Jersey, 2009
CONSECUTIVE GAMES PLAYED (Goalie)	7	Petr Mrazek , 2019 Cam Ward, 2006 and twice in 2009 Frank Pietrangelo, 1992 Peter Sidorkiewicz, 1990
LONGEST SHUTOUT STREAK	105:07	Arturs Irbe, May 21-25, 2002

INDIVIDUAL ONE-YEAR PLAYOFF RECORDS

GOALS	12	Rod Brind'Amour, 2006
ASSISTS	19	Eric Staal, 2006
POINTS	28	Eric Staal, 2006
PENALTY MINUTES	67	Torrie Robertson, 1986
SAVES	537	Cam Ward, 2006
SHOTS ON GOAL	87	Eric Staal, 2006
LONGEST GOAL-SCORING STREAK	4 games	Bates Battaglia, May 7-13, 2002 Ray Sheppard, April 24-30, 1999
LONGEST ASSIST STREAK	5 games	Sebastian Aho , August 1-13, 2020 Cory Stillman, May 26-June 5, 2006
LONGEST POINT STREAK	15 games	Eric Staal, April 24-May 28, 2006 (7g, 13a)
LONGEST SHUTOUT STREAK	143:55	Kevin Weekes, April 24-May 5, 2002

TEAM SINGLE-GAME PLAYOFF RECORDS

GOALS	9	April 12, 1986, in a 9-4 win vs. Quebec
GOALS AGAINST	8	April 9, 1980, in an 8-4 loss at Montreal
TOTAL GOALS	13	April 12, 1986, in a 9-4 win vs. Quebec
FASTEST GOAL (game)	0:17	Warren Foegele , April 18, 2019, in a 2-1 win vs. Washington
FASTEST GOAL (period)	0:17	Warren Foegele , April 28, 2019, in a 2-1 win at NY Islanders (third period) Warren Foegele , April 18, 2019, in a 2-1 win vs. Washington (first period)
LARGEST WINNING MARGIN	6	May 13, 2002, in an 8-2 win at Montreal May 6, 2006, in a 6-0 win vs. New Jersey
LARGEST LOSING MARGIN	6	April 20, 2019, in a 6-0 loss at Washington
SHORTEST OVERTIME	0:24	April 29, 1992, in a 2-1 win vs. Montreal
LONGEST OVERTIME	54:47	June 8-9, 2002, in a 3-2 loss vs. Detroit
LONGEST GAME	114:47	June 8-9, 2002, in a 3-2 loss vs. Detroit. Igor Larionov scored at 14:47 of the third overtime.
PENALTY MINUTES	120	April 11, 1987, in a 3-1 loss at Quebec
PENALTY MINUTES, BOTH TEAMS	243	April 11, 1987, in a 3-1 loss at Quebec

TEAM SERIES PLAYOFF RECORDS

MOST GOALS SCORED	22	vs. Buffalo, 2006, seven games
FEWEST GOALS SCORED	5	vs. Boston, 2019, four games
MOST GOALS ALLOWED	27	by Quebec, 1987, six games
FEWEST GOALS ALLOWED	4	by NY Rangers, 2020, three games

TEAM ONE-YEAR PLAYOFF RECORDS

GOALS SCORED	73	2006, 25 games
GOALS ALLOWED	60	2006, 25 games
TOTAL GOALS	133	2006, 25 games
SHUTOUTS	3	2006 (5/6 and 5/7, Cam Ward; 5/26, Martin Gerber) 2002 (4/27 and 5/3, Kevin Weekes; 5/23, Arturs Irbe)
LONGEST WINNING STREAK	7 games	April 26-May 10, 2006
LONGEST LOSING STREAK	4 games	Five times; last: May 9-16, 2019

OPPONENT RECORDS

OPPONENT INDIVIDUAL SINGLE-GAME PLAYOFF RECORDS

GOALS	3	Peter Stastny (April 11, 1987, in 5-1 Quebec win) Michel Goulet (April 12, 1987, in 4-1 Quebec win) John Ogradnick (April 14, 1987, in 7-5 Quebec win) Cam Neely (April 4, 1991, in 4-3 Boston win) Evgeni Malkin (May 21, 2009, in a 7-4 Pittsburgh win)
ASSISTS	5	Risto Siltanen, Quebec, April 5, 1987, in 7-5 Quebec win
POINTS	5	Risto Siltanen, Quebec, April 5, 1987 (5a)
PENALTY MINUTES	30	Gord Donnelly, Quebec, April 11, 1987, in a 5-1 Quebec win
SAVES	45	Jose Theodore, Montreal, May 5, 2002, in 4-1 Montreal win
FASTEST TWO GOALS BY ONE PLAYER	2:40	Kirk Muller, Montreal, April 27, 1992, in 7-4 Montreal win
SHOTS ON GOAL	12	Bobby Holik, New Jersey, April 24, 2002, in a 3-2 New Jersey loss

OPPONENT INDIVIDUAL SERIES PLAYOFF RECORDS

GOALS	6	Yvon Lambert, Montreal, 1980 Michel Goulet, Quebec, 1987 Peter Stastny, Quebec, 1987 Stephane Richer, Montreal, 1988 Evgeni Malkin, Pittsburgh, 2009
ASSISTS	9	Denis Savard, Montreal, 1992
POINTS	11	Stephane Richer, Montreal, 1988 Peter Stastny, Quebec, 1987
PENALTY MINUTES	50	Basil McRae, Quebec, 1987
SAVES	222	Martin Brodeur, New Jersey, 2009
SHOTS ON GOAL	29	Zach Parise, New Jersey, 2009
CONSECUTIVE GAMES PLAYED (Goalie)	7	Patrick Roy, Montreal, 1986 Patrick Roy, Montreal, 1992 Ryan Miller, Buffalo, 2006 Martin Brodeur, New Jersey, 2009 Tim Thomas, Boston, 2009 Braden Holtby, Washington, 2019
LONGEST SHUTOUT STREAK	166:03	Dominik Hasek, Detroit, 2002

OPPONENT TEAM SINGLE-GAME PLAYOFF RECORDS

GOALS	8	April 9, 1980, Montreal defeated Hartford 8-4
GOALS AGAINST	9	April 12, 1986, Hartford defeated Quebec 9-4
TOTAL GOALS	13	April 12, 1986, Hartford defeated Quebec 9-4
FASTEST GOAL (game)	0:13	Petri Skriko, April 5, 1991, in a 4-3 Boston win
FASTEST GOAL (period)	0:12	Chris Kreider, August 4, 2020, in a 4-1 Carolina win vs. NY Rangers (second period)
LARGEST WINNING MARGIN	6	Washington in a 6-0 win on April 20, 2019
LARGEST LOSING MARGIN	6	Montreal in an 8-2 loss on May 13, 2002 New Jersey in a 6-0 loss on May 6, 2006

OPPONENT TEAM SERIES PLAYOFF RECORDS

MOST GOALS SCORED	27	Quebec in 1987 in a 4-2 series win by Quebec
FEWEST GOALS SCORED	4	NY Rangers in 2020 in a 3-0 series win by Carolina
MOST GOALS ALLOWED	22	Buffalo in 2006 in a 4-3 series win by Carolina
FEWEST GOALS ALLOWED	5	Boston in 2019 in a 4-0 series win by Boston

RECORD VS. OPPONENT - SERIES

OPPONENT	SERIES	W	L
Boston	6	1	5
Buffalo	1	1	0
Detroit	1	0	1
Edmonton	1	1	0
Montreal	7	2	5
New Jersey	4	3	1
NY Islanders	1	1	0
NY Rangers	1	1	0
Pittsburgh	1	0	1
Quebec	2	1	1
Toronto	1	1	0
Washington	1	1	0
TOTALS	27	13	14

RECORD VS. OPPONENT - GAMES

OPPONENT	GP	W	L
Boston	35	12	23
Buffalo	7	4	3
Detroit	5	1	4
Edmonton	7	4	3
Montreal	39	16	23
New Jersey	24	14	10
NY Islanders	4	4	0
NY Rangers	3	3	0
Pittsburgh	4	0	4
Quebec	9	5	4
Toronto	6	4	2
Washington	7	4	3
TOTALS	150	71	79

INDIVIDUAL RECORDS

TOP 20 PLAYOFF SCORERS

	PLAYER	GP	G	A	PTS	PIM
1.	Eric Staal	43	19	24	43	12
2.	Ron Francis	62	14	25	39	26
3.	Rod Brind'Amour	72	18	20	38	46
4.	Kevin Dineen	44	17	14	31	109
5.	Ray Whitney	42	12	14	26	19
	Justin Williams	47	12	14	26	61
	Cory Stillman	25	9	17	26	14
8.	Sebastian Aho	23	8	16	24	6
	Matt Cullen	43	7	17	24	26
10.	Dean Evason	38	8	15	23	18
11.	Dave Babych	31	7	13	20	32

	PLAYER	GP	G	A	PTS	PIM
12.	Bates Battaglia	35	5	14	19	24
13.	Ray Ferraro	33	7	11	18	24
14.	Jeff O'Neill	34	9	8	17	37
	John Anderson	20	6	11	17	2
16.	Mark Recchi	25	7	9	16	18
	Sami Kapanen	34	4	12	16	6
	Doug Weight	23	3	13	16	20
	Bret Hedican	48	3	13	16	62
20.	Teuvo Teravainen	23	10	5	15	6
	Stewart Gavin	22	8	7	15	27

TEAM PLAYOFF GOALTENDING

	GOALTENDER	GP	MIN	GA	GAA	SVS	SA	SV%	W-L	SO
1.	Kevin Weekes	8	408	11	1.62	169	180	.939	3-2	2
2.	Curtis McElhinney	5	268	9	2.01	119	128	.930	3-2	0
3.	Arturs Irbe	30	1846	65	2.11	797	862	.925	14-16	1
4.	James Reimer	3	178	7	2.36	99	106	.934	2-1	0
5.	Cam Ward	41	2421	96	2.38	1,064	1,160	.917	23-18	4
6.	Petr Mrazek	16	977	41	2.52	396	437	.906	7-8	2
7.	Steve Weeks	4	205	9	2.63	77	86	.895	1-2	0
8.	Frank Pietrangelo	7	425	19	2.68	225	244	.922	3-4	0
9.	Mike Liut	17	933	50	3.21	417	467	.892	8-7	1
10.	Martin Gerber	6	221	13	3.53	77	90	.856	1-1	1
11.	Richard Brodeur	4	200	12	3.60	75	87	.882	1-3	0
12.	Peter Sidorkiewicz	15	912	55	3.62	404	459	.881	5-10	0
13.	Kay Whitmore	3	154	11	4.29	67	78	.859	0-2	0
14.	Al Smith	2	120	10	5.00	55	65	.846	0-2	0
15.	John Garrett	1	60	8	8.00	32	40	.800	0-1	0

OPPONENT PLAYOFF SCORING LEADERS

	PLAYER	TEAM	GP	G	A	PTS
1.	Patrik Elias	NJ	24	6	13	19
2.	Cam Neely	BOS	13	9	9	18
	Ray Bourque	BOS	15	4	14	18
4.	Craig Janney	BOS	9	2	14	16
5.	Stephane Richer	MTL- NJ	20	10	5	15
	Mats Naslund	MTL	14	4	11	15
	David Krejci	BOS	16	3	12	15
8.	Bobby Holik	NJ	15	8	6	14
	Bobby Smith	MTL	17	7	7	14
	Guy Carbonneau	MTL	24	7	7	14
11.	Patrice Bergeron	BOS	16	5	8	13
12.	Michel Goulet	QUE	9	7	5	12

	PLAYER	TEAM	GP	G	A	PTS
	Peter Stastny	QUE	9	6	6	12
	Brad Marchand	BOS	9	5	7	12
	Brian Rafalski	NJ	17	4	8	12
16.	Dave Poulin	BOS	13	4	7	11
	Michael Ryder	BOS-MTL	13	3	8	11
18.	Brian Gionta	NJ	18	5	5	10
	Mike McPhee	MTL	21	5	5	10
	Brian Skrudland	MTL	24	4	6	10
	Robert Picard	QUE	9	2	8	10
	Denis Savard	MTL	7	1	9	10
	Larry Robinson	MTL	20	0	10	10

OPPONENT GOALTENDING LEADERS (Minimum 60 minutes)

	GOALTENDER	TEAM	GP	MIN	GA	GAA	SVS	SA	SV%	W-L	SO
1.	Dominik Hasek	DET	5	355	7	1.18	113	120	.942	4-1	1
2.	Byron Dafoe	BOS	6	412	10	1.46	154	164	.939	4-2	2
3.	Curtis Joseph	TOR	6	386	10	1.56	149	159	.937	2-4	1
4.	Jaroslav Halak	BOS	3	180	5	1.67	68	73	.932	3-0	0
5.	Tuukka Rask	BOS	6	379	11	1.74	157	168	.935	5-1	1
6.	Tim Thomas	BOS	7	440	15	2.04	197	212	.929	3-4	1
7.	Martin Brodeur	NJ	24	1460	50	2.05	595	645	.922	10-14	4
8.	Jussi Markkanen	EDM	6	361	13	2.16	124	137	.905	3-3	1
9.	Marc-Andre Fleury	PIT	4	240	9	2.25	109	118	.924	4-0	0
10.	Brian Hayward	MTL	3	184	7	2.28	68	75	.907	2-1	0
11.	Cristobal Huet	MTL	6	386	15	2.33	197	212	.929	2-4	0
12.	Patrick Roy	MTL	21	1307	52	2.39	545	597	.905	14-7	1
13.	Andy Moog	BOS	12	691	28	2.43	287	303	.911	8-4	0
14.	Denis Herron	MTL	2	120	5	2.50	43	48	.896	2-0	0
15.	Robin Lehner	NYI	4	204	9	2.64	88	97	.907	0-4	0

1980 PLAYOFF STATISTICS

PLAYER	GP	G	A	PTS	PIM	PPG	SHG
HOWE, Mark	3	1	2	3	0	0	0
ROGERS, Mike	3	0	3	3	0	0	0
ROWE, Tom	3	2	0	2	0	0	0
HOWE, Gordie	3	1	1	2	2	0	0
ROBERTS, Gordie	3	1	1	2	2	0	0
HOWE, Marty	3	1	1	2	0	0	0
BOUTETTE, Pat	3	1	0	1	6	0	1
NEUFELD, Ray	2	1	0	1	0	0	0
KEON, Dave	3	0	1	1	0	0	0
ALLISON, Ray	2	0	1	1	0	0	0
JOHNSTON, Bernie	3	0	1	1	0	0	0
ALLEY, Steve	3	0	1	1	0	0	0
GARRETT, John	1	0	0	0	0	0	0
HODGSON, Rick	1	0	0	0	0	0	0
STOUGHTON, Blaine	1	0	0	0	0	0	0
SMITH, Al	2	0	0	0	0	0	0
SIMS, Al	3	0	0	0	2	0	0
DEBOL, Dave	3	0	0	0	0	0	0
FOTIU, Nick	3	0	0	0	6	0	0
HULL, Bobby	3	0	0	0	0	0	0
GIROUX, Larry	3	0	0	0	2	0	0
TOTALS	3	8	12	20	22	0	1
OPPONENTS	3	18	25	43	26	1	0
GOALTENDER	GP	MIN	GA	GAA	W-L	SO	SA
SMITH, Al	2	120	10	5.00	0-2	0	65
GARRETT, John	1	60	8	8.00	0-1	0	40

Power Play Totals: Whalers 0-8 (0.0%); Montreal 1-10 (10.0%)
Penalty Killing: Whalers 9-10 (90.0%); Montreal 8-8 (100%)
Shots by Period: Whalers 18-32-26-0 = 76; Montreal 37-40-27-1 =105

1987 PLAYOFF STATISTICS

PLAYER	GP	G	A	PTS	PIM	PPG	SHG
GAVIN, Stewart	6	2	4	6	10	0	0
EVASON, Dean	5	3	2	5	35	0	0
FRANCIS, Ron	6	2	2	4	6	1	0
KLEINENDORST, Scot	4	1	3	4	20	0	0
DINEEN, Kevin	6	2	1	3	31	1	0
MACDERMID, Paul	6	2	1	3	34	0	0
MURZYN, Dana	6	2	1	3	29	1	0
ANDERSON, John	6	1	2	3	0	1	0
TURGEON, Sylvain	6	1	2	3	6	0	0
McEWEN, Mike	1	1	1	2	0	1	0
BABYCH, Dave	6	1	1	2	14	1	0
FERRARO, Ray	6	1	1	2	8	0	0
COTE, Sylvain	2	0	2	2	0	0	0
LAWLESS, Paul	2	0	2	2	2	0	0
LADOUCEUR, Randy	6	0	2	2	12	0	0
TIPPETT, Dave	6	0	2	2	4	0	0
SAMUELSSON, Ulf	5	0	1	1	41	0	0
WEEKS, Steve	1	0	0	0	0	0	0
CHURLA, Shane	2	0	0	0	42	0	0
HUGHES, Pat	3	0	0	0	0	0	0
SEMENKO, Dave	4	0	0	0	15	0	0
JARVIS, Doug	6	0	0	0	4	0	0
LIUT, Mike	6	0	0	0	2	0	0
QUENNEVILLE, Joel	6	0	0	0	0	0	0
TOTALS	6	19	30	49	315	6	0
OPPONENTS	6	27	49	76	294	12	1
GOALTENDER	GP	MIN	GA	GAA	W-L	SO	SA
WEEKS, Steve	1	36	1	1.67	0-0	0	22
LIUT, Mike	6	332	25	4.52	2-4	0	159

Power Play Totals: Whalers 6-35 (17.1%); Quebec 12-39 (30.8%)
Penalty Killing: Whalers 27-39 (69.2%); Quebec 29-35 (82.9%)
Shots by Period: Whalers 67-67-69-4 = 207; Quebec 54-71-50-6 =181

1986 PLAYOFF STATISTICS

PLAYER	GP	G	A	PTS	PIM	PPG	SHG
DINEEN, Kevin	10	6	7	13	18	1	0
ANDERSON, John	10	5	8	13	0	3	0
FERRARO, Ray	10	3	6	9	4	3	0
GAVIN, Stewart	10	4	1	5	13	0	0
TURGEON, Sylvain	9	2	3	5	4	0	0
EVASON, Dean	10	1	4	5	10	0	0
TIPPETT, Dave	10	2	2	4	4	0	1
BABYCH, Dave	8	1	3	4	14	0	0
McEWEN, Mike	8	0	4	4	6	0	0
MACDERMID, Paul	10	2	1	3	20	0	0
FRANCIS, Ron	10	1	2	3	4	0	0
SAMUELSSON, Ulf	10	1	2	3	38	0	0
JARVIS, Doug	10	0	3	3	4	0	0
QUENNEVILLE, Joel	10	0	2	2	12	0	0
ROBERTSON, Torrie	10	1	0	1	67	0	0
BABYCH, Wayne	10	0	1	1	2	0	0
KLEINENDORST, Scot	10	0	1	1	18	0	0
LAWLESS, Paul	1	0	0	0	0	0	0
WEEKS, Steve	3	0	0	0	0	0	0
MURZYN, Dana	4	0	0	0	10	0	0
LIUT, Mike	8	0	0	0	0	0	0
BOTHWELL, Tim	10	0	0	0	8	0	0
TOTALS	10	29	50	79	256	7	1
OPPONENTS	10	23	34	57	267	10	3
GOALTENDER	GP	MIN	GA	GAA	W-L	SO	SA
LIUT, Mike	8	441	14	1.90	5-2	1	226
WEEKS, Steve	3	169	8	2.84	1-2	0	64

Power Play Totals: Whalers 7-38 (18.4%); Opponents 10-39 (25.6%)
Penalty Killing: Whalers 29-39 (74.4%); Opponents 31-38 (81.6%)
Shots by Period: Whalers 75-100-82-4 = 261; Opponents 123-75-88-4 =290

1988 PLAYOFF STATISTICS

PLAYER	GP	G	A	PTS	PIM	PPG	SHG
DINEEN, Kevin	6	4	4	8	8	1	0
FRANCIS, Ron	6	2	5	7	2	1	0
WILSON, Carey	6	2	4	6	2	1	0
BABYCH, Dave	6	3	2	5	2	0	0
MACDERMID, Paul	6	0	5	5	14	0	0
GAVIN, Stewart	6	2	2	4	4	0	0
CARSON, Lindsay	5	1	2	3	0	0	0
KLEINENDORST, Scot	3	1	1	2	0	1	0
COTE, Sylvain	6	1	1	2	4	1	0
EVASON, Dean	6	1	1	2	2	0	0
FERRARO, Ray	6	1	1	2	6	1	0
LADOUCEUR, Randy	6	1	1	2	4	0	0
McEWEN, Mike	2	0	2	2	2	0	0
QUENNEVILLE, Joel	6	0	2	2	2	0	0
YOUNG, Scott	4	1	0	1	0	0	0
ROBERTSON, Torrie	6	0	1	1	6	0	0
SHEEHY, Neil	1	0	0	0	7	0	0
LIUT, Mike	3	0	0	0	0	0	0
BRODEUR, Richard	4	0	0	0	0	0	0
PETERSON, Brent	4	0	0	0	2	0	0
SAMUELSSON, Ulf	5	0	0	0	8	0	0
TIPPETT, Dave	6	0	0	0	2	0	0
TURGEON, Sylvain	6	0	0	0	4	0	0
TOTALS	6	20	34	54	81	6	0
OPPONENTS	6	23	40	63	80	6	0
GOALTENDER	GP	MIN	GA	GAA	W-L	SO	SA
BRODEUR, Richard	4	200	12	3.60	1-3	0	87
LIUT, Mike	3	160	11	4.13	1-1	0	82

Power Play Totals: Whalers 6-26 (23.1%); Montreal 6-25 (24.0%)
Penalty Killing: Whalers 19-25 (76.0%); Montreal 21-26 (80.8%)
Shots by Period: Whalers 60-61-59 = 180; Montreal 47-65-57 =169

1989 PLAYOFF STATISTICS

PLAYER	GP	G	A	PTS	PIM	PPG	SHG
BABYCH, Dave	4	1	5	6	2	0	0
EVASON, Dean	4	1	2	3	10	0	1
QUENNEVILLE, Joel	4	0	3	3	4	0	0
FERRARO, Ray	4	2	0	2	4	0	0
YOUNG, Scott	4	2	0	2	4	0	0
MACDERMID, Paul	4	1	1	2	6	0	0
SAMUELSSON, Ulf	4	0	2	2	4	0	0
FRANCIS, Ron	4	0	2	2	0	0	0
TURGEON, Sylvain	4	0	2	2	4	0	0
LAWTON, Brian	3	1	0	1	0	0	0
SHAW, Brad	3	1	0	1	0	0	0
DINEEN, Kevin	4	1	0	1	10	0	0
JENNINGS, Grant	4	1	0	1	17	1	0
PETERSON, Brent	2	0	1	1	4	0	0
COTE, Sylvain	3	0	1	1	4	0	0
ANDERSON, John	4	0	1	1	2	0	0
TIPPETT, Dave	4	0	1	1	0	0	0
HULL, Jody	1	0	0	0	2	0	0
LADOUCEUR, Randy	1	0	0	0	10	0	0
MACIVER, Norm	1	0	0	0	2	0	0
MARTIN, Tom	1	0	0	0	4	0	0
PAVESE, Jim	1	0	0	0	0	0	0
SIDORKIEWICZ, Peter	2	0	0	0	0	0	0
WHITMORE, Kay	2	0	0	0	0	0	0
MALONEY, Don	4	0	0	0	8	0	0
TOTALS	4	11	21	32	111	1	1
OPPONENTS	4	18	25	43	125	4	1
GOALTENDER	GP	MIN	GA	GAA	W-L	SO	SA
SIDORKIEWICZ, Peter	2	124	8	3.87	0-2	0	45
WHITMORE, Kay	2	135	10	4.44	0-2	0	73

Power Play Totals: Whalers 1-15 (6.7%); Montreal 4-18 (22.2%)

Penalty Killing: Whalers 14-18 (77.8%); Montreal 14-15 (93.3%)

Shots by Period: Whalers 41-41-33-14 = 129; Montreal 31-41-31-15 = 118

1991 PLAYOFF STATISTICS

PLAYER	GP	G	A	PTS	PIM	PPG	SHG
CULLEN, John	6	2	7	9	10	0	0
HUNTER, Mark	6	5	1	6	17	3	0
VERBEEK, Pat	6	3	2	5	40	2	0
LADOUCEUR, Randy	6	1	4	5	6	0	0
ZALAPSKI, Zarley	6	1	3	4	8	0	0
EVASON, Dean	6	0	4	4	29	0	0
SHAW, Brad	6	1	2	3	2	0	0
YAKE, Terry	6	1	1	2	16	0	1
COTE, Sylvain	6	0	2	2	2	0	0
KRYGIER, Todd	6	0	2	2	0	0	0
BROWN, Rob	5	1	0	1	7	1	0
CYR, Paul	6	1	0	1	10	0	0
DINEEN, Kevin	6	1	0	1	16	0	0
SIDORKIEWICZ, Peter	6	0	1	1	2	0	0
CUNNEYWORTH, Randy	1	0	0	0	0	0	0
TOMLAK, Mike	3	0	0	0	2	0	0
SANDERSON, Geoff	3	0	0	0	0	0	0
HOLIK, Bobby	6	0	0	0	7	0	0
HOUDA, Doug	6	0	0	0	8	0	0
McKENZIE, Jim	6	0	0	0	8	0	0
RICHARDS, Todd	6	0	0	0	2	0	0
TOTALS	6	17	29	46	192	6	1
OPPONENTS	6	24	40	64	145	10	0
GOALTENDER	GP	MIN	GA	GAA	W-L	SO	SA
SIDORKIEWICZ, Peter	6	359	24	4.01	2-4	0	174

Power Play Totals: Whalers 6-24 (25.0%); Boston 10-36 (28.0%)

Penalty Killing: Whalers 26-36 (72.0%); Boston 18-24 (75.0%)

Shots by Period: Whalers 65-61-42 = 168; Boston 52-59-63 = 174

1990 PLAYOFF STATISTICS

PLAYER	GP	G	A	PTS	PIM	PPG	SHG
SHAW, Brad	7	2	5	7	0	1	0
FRANCIS, Ron	7	3	3	6	8	1	0
DINEEN, Kevin	6	3	2	5	18	0	0
EVASON, Dean	7	2	2	4	22	0	0
VERBEEK, Pat	7	2	2	4	26	1	0
TIPPETT, Dave	7	1	3	4	2	0	0
KRYGIER, Todd	7	2	1	3	4	0	0
BABYCH, Dave	7	1	2	3	0	0	0
ANDERSSON, Mikael	5	0	3	3	2	0	0
FERRARO, Ray	7	0	3	3	2	0	0
YOUNG, Scott	7	2	0	2	2	0	0
CORRIVEAU, Yvon	4	1	0	1	0	0	0
LADOUCEUR, Randy	7	1	0	1	10	0	0
SAMUELSSON, Ulf	7	1	0	1	18	0	0
HULL, Jody	5	0	1	1	2	0	0
TOMLAK, Mike	7	0	1	1	2	0	0
BURT, Adam	2	0	0	0	0	0	0
GOVEDARIS, Chris	2	0	0	0	2	0	0
KASTELIC, Ed	2	0	0	0	0	0	0
CUNNEYWORTH, Randy	4	0	0	0	2	0	0
COTE, Sylvain	5	0	0	0	2	0	0
JENNINGS, Grant	7	0	0	0	17	0	0
SIDORKIEWICZ, Peter	7	0	0	0	0	0	0
TOTALS	7	21	28	49	143	3	0
OPPONENTS	7	23	38	61	193	8	1
GOALTENDER	GP	MIN	GA	GAA	W-L	SO	SA
SIDORKIEWICZ, Peter	7	429	23	3.22	3-4	0	193

Power Play Totals: Whalers 3-34 (8.8%); Boston 8-32 (25.0%)

Penalty Killing: Whalers 24-32 (75.0%); Boston 31-34 (91.2%)

Shots by Period: Whalers 74-51-47-3 = 175; Boston 70-63-55-5 = 193

1992 PLAYOFF STATISTICS

PLAYER	GP	G	A	PTS	PIM	PPG	SHG
CRAVEN, Murray	7	3	3	6	6	0	1
CASSELS, Andrew	7	2	4	6	6	1	0
CORRIVEAU, Yvon	7	3	2	5	18	2	0
ZALAPSKI, Zarley	7	2	3	5	6	0	0
CUNNEYWORTH, Randy	7	3	0	3	9	1	1
CULLEN, John	7	2	1	3	12	1	0
POULIN, Patrick	7	2	1	3	0	1	0
RICHARDS, Todd	5	0	3	3	4	0	0
HOUDA, Doug	6	0	2	2	13	0	0
ANDERSSON, Mikael	7	0	2	2	6	0	0
VERBEEK, Pat	7	0	2	2	12	0	0
SANDERSON, Geoff	7	1	0	1	2	0	0
SHAW, Brad	3	0	1	1	4	0	0
GILLIS, Paul	5	0	1	1	0	0	0
HOLIK, Bobby	7	0	1	1	6	0	0
KONROYD, Steve	7	0	1	1	2	0	0
LADOUCEUR, Randy	7	0	1	1	11	0	0
WHITMORE, Kay	1	0	0	0	0	0	0
BURT, Adam	2	0	0	0	0	0	0
HUNTER, Mark	4	0	0	0	6	0	0
BERGEVIN, Marc	5	0	0	0	2	0	0
SHANK, Daniel	5	0	0	0	22	0	0
PIETRANGELO, Frank	7	0	0	0	0	0	0
TOTALS	7	18	28	46	147	6	2
OPPONENTS	7	21	35	56	169	8	1
GOALTENDER	GP	MIN	GA	GAA	W-L	SO	SA
WHITMORE, Kay	1	19	1	3.16	0-0	0	1
PIETRANGELO, Frank	7	425	19	2.68	3-4	0	244

Power Play Totals: Whalers 6-40 (15.0%); Montreal 8-41 (19.5%)

Penalty Killing: Whalers 33-41 (80.5%); Montreal 34-40 (85.0%)

Shots by Period: Whalers 51-83-63-11 = 208; Montreal 71-87-69-23 = 250

1999 PLAYOFF STATISTICS

PLAYER	GP	G	A	PTS	PIM	PPG	SHG
SHEPPARD, Ray	6	5	1	6	2	1	0
CHIASSON, Steve	6	1	2	3	2	1	0
GELINAS, Martin	6	0	3	3	2	0	0
PRIMEAU, Keith	6	0	3	3	6	0	0
BATTAGLIA, Bates	6	0	3	3	8	0	0
KRON, Robert	5	2	0	2	0	0	0
KAPANEN, Sami	5	1	1	2	0	0	0
ROBERTS, Gary	6	1	1	2	8	0	0
KOVALENKO, Andrei	4	0	2	2	2	0	0
FRANCIS, Ron	3	0	1	1	0	0	0
COFFEY, Paul	5	0	1	1	2	0	0
O'NEILL, Jeff	6	0	1	1	0	0	0
MACDONALD, Craig	1	0	0	0	0	0	0
KARPA, Dave	2	0	0	0	2	0	0
PRATT, Nolan	3	0	0	0	2	0	0
HALKO, Steven	4	0	0	0	2	0	0
MALIK, Marek	4	0	0	0	4	0	0
DINEEN, Kevin	6	0	0	0	8	0	0
IRBE, Arturs	6	0	0	0	0	0	0
LESCHYSHYN, Curtis	6	0	0	0	6	0	0
MANDERVILLE, Kent	6	0	0	0	2	0	0
RANHEIM, Paul	6	0	0	0	2	0	0
WESLEY, Glen	6	0	0	0	2	0	0
TOTALS	6	10	19	29	62	2	0
OPPONENTS	6	16	24	40	54	4	0
GOALTENDER	GP	MIN	GA	GAA	W-L	SO	SA
IRBE, Arturs	6	408	15	2.21	2-4	0	181

Power Play Totals: Hurricanes 2-21 (9.5%); Boston 4-24 (16.7%)
Penalty Killing: Hurricanes 20-24 (83.3%); Boston 19-21 (90.5%)
Shots by Period: Hurricanes 59-57-26-22 = 164; Boston 40-59-61-22 =182

2002 PLAYOFF STATISTICS

PLAYER	GP	G	A	PTS	PIM	PPG	SHG
FRANCIS, Ron	23	6	10	16	6	4	0
BATTAGLIA, Bates	23	5	9	14	14	1	0
O'NEILL, Jeff	22	8	5	13	27	3	0
BRIND'AMOUR, Rod	23	4	8	12	16	2	1
COLE, Erik	23	6	3	9	30	1	0
KAPANEN, Sami	23	1	8	9	6	0	0
HILL, Sean	23	4	4	8	20	4	0
GELINAS, Martin	23	3	4	7	10	0	0
VASICEK, Josef	23	3	2	5	12	0	0
HEDICAN, Bret	23	1	4	5	20	0	0
SVOBODA, Jaroslav	23	1	4	5	28	1	0
WALLIN, Niclas	23	2	1	3	12	0	0
MALIK, Marek	23	0	3	3	18	0	0
WARD, Aaron	23	1	1	2	22	0	0
WESLEY, Glen	22	0	2	2	12	0	0
WESTLUND, Tommy	19	1	0	1	0	0	0
ADAMS, Kevyn	23	1	0	1	4	0	0
TANABE, David	1	0	1	1	0	0	0
DANIELS, Jeff	23	0	1	1	0	0	0
ADAMS, Craig	1	0	0	0	0	0	0
MACDONALD, Craig	4	0	0	0	2	0	0
WEEKES, Kevin	8	0	0	0	0	0	0
IRBE, Arturs	18	0	0	0	0	0	0
TOTALS	23	47	70	117	259	16	1
OPPONENTS	23	43	69	112	296	15	2
GOALTENDER	GP	MIN	GA	GAA	W-L	SO	SA
WEEKES, Kevin	8	408	11	1.62	3-2	2	180
IRBE, Arturs	18	1078	30	1.67	10-8	1	480

Power Play Totals: Hurricanes 16-103 (15.5%); Opponents 15-96 (15.6%)
Penalty Killing: Hurricanes 81-96 (84.4%); Opponents 87-103 (84.5%)
Shots by Period: Hurricanes 161-219-213-52=645; Opponents 199-216-198-49=662

2001 PLAYOFF STATISTICS

PLAYER	GP	G	A	PTS	PIM	PPG	SHG
KAPANEN, Sami	6	2	3	5	0	1	0
BRIND'AMOUR, Rod	6	1	3	4	6	0	0
O'NEILL, Jeff	6	1	2	3	10	0	0
TANABE, David	6	2	0	2	12	2	0
VASICEK, Josef	6	2	0	2	0	0	0
BATTAGLIA, Bates	6	0	2	2	2	0	0
DANIELS, Jeff	6	0	2	2	2	0	0
OZOLINSH, Sandis	6	0	2	2	5	0	0
GELINAS, Martin	6	0	1	1	6	0	0
WILLIS, Shane	2	0	0	0	0	0	0
ADAMS, Craig	3	0	0	0	0	0	0
FRANCIS, Ron	3	0	0	0	0	0	0
MALIK, Marek	3	0	0	0	6	0	0
WALLIN, Niclas	3	0	0	0	2	0	0
LANGDON, Darren	4	0	0	0	12	0	0
DIMAIO, Rob	6	0	0	0	4	0	0
HATCHER, Kevin	6	0	0	0	6	0	0
IRBE, Arturs	6	0	0	0	4	0	0
KARPA, Dave	6	0	0	0	17	0	0
PELLERIN, Scott	6	0	0	0	4	0	0
WESLEY, Glen	6	0	0	0	0	0	0
WESTLUND, Tommy	6	0	0	0	17	0	0
TOTALS	6	8	15	23	111	3	0
OPPONENTS	6	20	33	53	97	2	1
GOALTENDER	GP	MIN	GA	GAA	W-L	SO	SA
IRBE, Arturs	6	360	20	3.33	2-4	0	201

Power Play Totals: Hurricanes 3-29 (10.3%); New Jersey 2-24 (8.3%)
Penalty Killing: Hurricanes 22-24 (91.7%); New Jersey 26-29 (89.7%)
Shots by Period: Hurricanes 32-45-36-1=114; New Jersey 72-79-50-0 =201

2006 PLAYOFF STATISTICS

PLAYER	GP	G	A	PTS	PIM	PPG	SHG
STAAL, Eric	25	9	19	28	8	7	0
STILLMAN, Cory	25	9	17	26	14	4	0
BRIND'AMOUR, Rod	25	12	6	18	16	6	0
WILLIAMS, Justin	25	7	11	18	34	0	1
CULLEN, Matt	25	4	14	18	12	2	0
RECCHI, Mark	25	7	9	16	18	2	0
WEIGHT, Doug	23	3	13	16	20	2	0
WHITNEY, Ray	24	9	6	15	14	5	0
KABERLE, Frantisek	25	4	9	13	8	3	0
HEDICAN, Bret	25	2	9	11	42	0	0
LADD, Andrew	17	2	3	5	4	0	0
WARD, Aaron	25	2	3	5	18	0	0
WALLIN, Niclas	25	1	4	5	14	0	0
COMMODORE, Mike	25	2	2	4	33	0	1
WESLEY, Glen	25	0	2	2	16	0	0
LAROSE, Chad	21	0	1	1	10	0	0
WARD, Cam	23	0	1	1	0	0	0
COLE, Erik	2	0	0	0	0	0	0
TVERDOVSKY, Oleg	5	0	0	0	0	0	0
GERBER, Martin	6	0	0	0	4	0	0
VASICEK, Josef	8	0	0	0	2	0	0
ADAMS, Craig	25	0	0	0	10	0	0
ADAMS, Kevyn	25	0	0	0	14	0	0
TOTALS	25	73	129	202	319	31	2
OPPONENTS	25	60	108	168	334	20	2
GOALTENDER	GP	MIN	GA	GAA	W-L	SO	SA
WARD, Cam	23	1320	47	2.14	15-8	2	631
GERBER, Martin	6	221	13	3.53	1-1	1	103

Power Play Totals: Hurricanes 31-129 (24.0%); Opponents 20-137 (14.6%)
Penalty Killing: Hurricanes 117-137 (85.4%); Opponents 98-129 (76.0%)
Shots by Period: Hurricanes 230-252-211-28=721; Opponents 232-220-204-18=674

2009 PLAYOFF STATISTICS

PLAYER	GP	G	A	PTS	PIM	PPG	SHG
STAAL, Eric	18	10	5	15	4	3	0
JOKINEN, Jussi	18	7	4	11	2	2	0
LAROSE, Chad	18	4	7	11	16	0	0
WHITNEY, Ray	18	3	8	11	4	0	0
SAMSONOV, Sergei	17	5	3	8	6	0	0
PITKANEN, Joni	18	0	8	8	16	0	0
CORVO, Joe	18	2	5	7	4	1	0
WALKER, Scott	18	1	6	7	19	0	0
CULLEN, Matt	18	3	3	6	14	0	1
SEIDENBERG, Dennis	16	1	5	6	16	0	0
GLEASON, Tim	18	1	4	5	32	0	0
COLE, Erik	18	0	5	5	22	0	0
BAYDA, Ryan	15	2	2	4	18	0	0
RUUTU, Tuomo	16	1	3	4	8	0	0
BRIND'AMOUR, Rod	18	1	3	4	8	0	0
EAVES, Patrick	18	1	2	3	13	0	0
DWYER, Patrick	2	0	1	1	0	0	0
KABERLE, Frantisek	7	0	1	1	2	0	0
BABCHUK, Anton	13	0	1	1	10	0	0
HELMINEN, Dwight	1	0	0	0	0	0	0
CONBOY, Tim	3	0	0	0	9	0	0
WALLIN, Niclas	18	0	0	0	4	0	0
WARD, Cam	18	0	0	0	0	0	0
TOTALS	18	42	76	118	231	6	1
OPPONENTS	18	52	89	141	214	8	0
GOALTENDER	GP	MIN	GA	GAA	W-L	SO	SA
WARD, Cam	18	1101	49	2.67	8-10	2	576

Power Play Totals: Hurricanes 6-60 (10.0%); Opponents 8-71 (11.3%)

Penalty Killing: Hurricanes 63-71 (88.7%); Opponents 54-60 (90.0%)

Shots by Period: Hurricanes 186-189-177-18=570; Opponents 181-205-176-17=579

2020 PLAYOFF STATISTICS

PLAYER	GP	G	A	PTS	PIM	PPG	SHG
AHO, Sebastian	8	3	9	12	4	1	1
SVECHNIKOV, Andrei	6	4	3	7	8	1	0
TERAVAINEN, Teuvo	8	3	2	5	4	1	0
NECAS, Martin	8	1	3	4	0	0	0
MARTINOOK, Jordan	8	2	1	3	8	0	0
VATANEN, Sami	7	0	3	3	6	0	0
FLEURY, Haydn	8	2	0	2	6	0	0
HAMILTON, Dougie	5	1	1	2	4	0	0
NIEDERREITER, Nino	7	1	1	2	2	1	0
MCGINN, Brock	8	1	1	2	2	0	1
SLAVIN, Jaccob	8	1	1	2	0	0	0
SKJEI, Brady	8	0	2	2	4	0	0
TROCHECK, Vincent	8	0	2	2	4	0	0
EDMUNDSON, Joel	4	1	0	1	2	0	0
WILLIAMS, Justin	7	1	0	1	9	0	0
FOEGELE, Warren	8	1	0	1	2	0	0
van RIEMSDYK, Trevor	2	0	1	1	4	0	0
GARDINER, Jake	6	0	1	1	2	0	0
GEEKIE, Morgan	8	0	1	1	0	0	0
REIMER, James	3	0	0	0	0	0	0
DZINGEL, Ryan	4	0	0	0	2	0	0
MRAZEK, Petr	5	0	0	0	0	0	0
STAAL, Jordan	8	0	0	0	4	0	0
TOTALS	8	22	32	54	81	4	2
OPPONENTS	8	19	34	53	83	6	2
GOALTENDER	GP	MIN	GA	GAA	W-L	SO	SA
MRAZEK, Petr	5	317	11	2.08	2-3	0	155
REIMER, James	3	178	7	2.36	2-1	0	106

Power Play Totals: Hurricanes 4-29 (13.8%); Opponents 6-33 (18.2%)

Penalty Killing: Hurricanes 27-33 (81.8%); Opponents 25-29 (86.2%)

Shots by Period: Hurricanes 65-80-77-7=229; Opponents 62-109-79-12=262

2019 PLAYOFF STATISTICS

PLAYER	GP	G	A	PTS	PIM	PPG	SHG
AHO, Sebastian	15	5	7	12	2	2	1
SLAVIN, Jaccob	15	0	11	11	0	0	0
TERAVAINEN, Teuvo	15	7	3	10	2	0	0
STAAL, Jordan	15	4	6	10	8	1	0
FOEGELE, Warren	15	5	4	9	6	0	0
FAULK, Justin	15	1	7	8	4	0	0
WILLIAMS, Justin	15	4	3	7	18	0	0
HAMILTON, Dougie	15	3	4	7	10	2	0
MCGINN, Brock	15	2	4	6	6	0	0
PESCE, Brett	15	0	6	6	0	0	0
SVECHNIKOV, Andrei	9	3	2	5	9	0	0
WALLMARK, Lucas	15	1	4	5	6	0	0
NIEDERREITER, Nino	15	1	3	4	12	0	0
MARTINOOK, Jordan	10	0	4	4	6	0	0
McKEGG, Greg	14	2	0	2	4	0	0
de HAAN, Calvin	12	1	0	1	2	0	0
FERLAND, Micheal	7	0	1	1	18	0	0
MAENALANEN, Saku	9	0	1	1	6	0	0
SAARELA, Aleks	1	0	0	0	0	0	0
BISHOP, Clark	2	0	0	0	0	0	0
McELHINNEY, Curtis	5	0	0	0	0	0	0
BROWN, Patrick	8	0	0	0	0	0	0
FLEURY, Haydn	9	0	0	0	2	0	0
van RIEMSDYK, Trevor	9	0	0	0	2	0	0
MRAZEK, Petr	11	0	0	0	0	0	0
TOTALS	15	39	70	109	123	5	1
OPPONENTS	15	42	70	112	127	16	0
GOALTENDER	GP	MIN	GA	GAA	W-L	SO	SA
McELHINNEY, Curtis	5	268	9	2.01	3-2	0	128
MRAZEK, Petr	11	660	30	2.73	5-5	2	282

Power Play Totals: Hurricanes 5-52 (9.6%); Opponents 16-51 (31.4%)

Penalty Killing: Hurricanes 35-51 (68.6%); Opponents 47-52 (90.4%)

Shots by Period: Hurricanes 154-159-125-19=457; Opponents 136-147-121-9=413

GAME-BY-GAME HISTORY

1980

PRELIMINARY ROUND *(Canadiens win series 3-0)*

DATE	RESULT				GWG (OT TIME)	GOALIES: HFD/OPP (SAVES)	ATT.
April 8	HFD 1	at	MTL 6	Loss	Brian Engblom	Al Smith (31)/Denis Heron (20)	15,992
April 9	HFD 4	at	MTL 8	Loss	Bob Gainey	John Garrett (32)/Denis Heron (23)	15,242
April 11	MTL 4	at	HFD 3	OT Loss	Yvon Lambert (0:29)	Al Smith (24)/Michel Larocque (25)	14,460

1981

Did not qualify

1982

Did not qualify

1983

Did not qualify

1984

Did not qualify

1985

Did not qualify

1986

DIVISION SEMIFINAL *(Whalers win series 3-0)*

DATE	RESULT				GWG (OT TIME)	GOALIES: HFD/OPP (SAVES)	ATT.
April 9	HFD 3	at	QUE 2	OT WIN	SYLVAIN TURGEON (2:36)	Mike Liut (37)/Clint Malarchuk (34)	14,504
April 10	HFD 4	at	QUE 1	WIN	PAUL MacDERMID	Mike Liut (26)/Clint Malarchuk (27)	14,562
April 12	QUE 4	at	HFD 9	WIN	ULF SAMUELSSON	Mike Liut (29)/Clint Malarchuk (9), Mario Gosselin (17)	15,126

DIVISION FINAL *(Canadiens win series 4-3)*

DATE	RESULT				GWG (OT TIME)	GOALIES: HFD/OPP (SAVES)	ATT.
April 17	HFD 4	at	MTL 1	WIN	SYLVAIN TURGEON	Mike Liut (26)/Patrick Roy (20)	17,145
April 19	HFD 1	at	MTL 3	Loss	Guy Carbonneau	Mike Liut (27)/Patrick Roy (24)	17,657
April 21	MTL 4	at	HFD 1	Loss	Stephane Richer	Mike Liut (5), Steve Weeks (13)/Patrick Roy (20)	15,126
April 23	MTL 1	at	HFD 2	OT WIN	KEVIN DINEEN (1:06)	Steve Weeks (18)/Patrick Roy (22)	15,126
April 25	HFD 3	at	MTL 5	Loss	Mike Lalor	Steve Weeks (25)/Patrick Roy (20)	17,660
April 27	MTL 0	at	HFD 1	WIN	KEVIN DINEEN	Mike Liut (32)/Patrick Roy (16)	15,126
April 29	HFD 1	at	MTL 2	OT Loss	Claude Lemieux (5:55)	Mike Liut (30)/Patrick Roy (24)	17,546

1987

DIVISION SEMIFINAL *(Nordiques win series 4-2)*

DATE	RESULT				GWG (OT TIME)	GOALIES: HFD/OPP (SAVES)	ATT.
April 8	QUE 2	at	HFD 3	OT WIN	PAUL MacDERMID (2:20)	Mike Liut (23)/Mario Gosselin (38)	15,126
April 9	QUE 4	at	HFD 5	WIN	DANA MURZYN	Mike Liut (20)/Clint Malarchuk (24)	15,126
April 11	HFD 1	at	QUE 5	Loss	Peter Stastny	Mike Liut (11), Steve Weeks (21)/Mario Gosselin (29)	14,527
April 12	HFD 1	at	QUE 4	Loss	Michel Goulet	Mike Liut (33)/Mario Gosselin (28)	14,389
April 14	QUE 7	at	HFD 5	Loss	John Ogrodnick	Mike Liut (17)/Mario Gosselin (38)	15,126
April 16	HFD 4	at	QUE 5	OT Loss	Peter Stastny (6:05)	Mike Liut (29)/Mario Gosselin (31)	15,383

1988

DIVISION SEMIFINAL *(Canadiens win series 4-2)*

DATE	RESULT				GWG (OT TIME)	GOALIES: HFD/OPP (SAVES)	ATT.
April 6	HFD 3	at	MTL 4	Loss	Stephane Richer	Mike Liut (22), Richard Brodeur (9)/Patrick Roy (21)	16,523
April 7	HFD 3	at	MTL 7	Loss	Claude Lemieux	Richard Brodeur (21)/Patrick Roy (28)	16,640
April 9	MTL 4	at	HFD 3	Loss	Ryan Walter	Mike Liut (24)/Patrick Roy (30)	15,223
April 10	MTL 5	at	HFD 7	WIN	KEVIN DINEEN	Mike Liut (26)/Patrick Roy (36)	15,061
April 12	HFD 3	at	MTL 1	WIN	CAREY WILSON	Richard Brodeur (22)/Brian Hayward (26)	16,687
April 14	MTL 2	at	HFD 1	Loss	Stephane Richer	Richard Brodeur (23)/Brian Hayward (19)	15,223

1989

DIVISION SEMIFINAL *(Canadiens win series 4-0)*

DATE	RESULT				GWG (OT TIME)	GOALIES: HFD/OPP (SAVES)	ATT.
April 5	HFD 2	at	MTL 6	Loss	Ryan Walter	Kay Whitmore (27)/Patrick Roy (25)	16,005
April 6	HFD 2	at	MTL 3	Loss	Mike McPhee	Peter Sidorkiewicz (14)/Patrick Roy (27)	16,563
April 8	MTL 5	at	HFD 4	OT Loss	Stephane Richer (5:01)	Peter Sidorkiewicz (23)/Brian Hayward (23)	13,363
April 9	MTL 4	at	HFD 3	OT Loss	Russ Courtnall (15:12)	Kay Whitmore (36)/Patrick Roy (43)	12,245

1990

DIVISION SEMIFINAL *(Bruins win series 4-3)*

DATE	RESULT				GWG (OT TIME)	GOALIES: HFD/OPP (SAVES)	ATT.
April 5	HFD 4	at	BOS 3	WIN	RANDY LADOUCEUR	Peter Sidorkiewicz (33)/Rejean Lemelin (13)	14,448
April 7	HFD 1	at	BOS 3	Loss	Garry Galley	Peter Sidorkiewicz (32)/Andy Moog (25)	14,448
April 9	BOS 3	at	HFD 5	WIN	PAT VERBEEK	Peter Sidorkiewicz (32)/Andy Moog (22)	15,535
April 11	BOS 6	at	HFD 5	Loss	Dave Poulin	Peter Sidorkiewicz (23)/R. Lemelin (17), Andy Moog (7)	15,535
April 13	HFD 2	at	BOS 3	Loss	Cam Neely	Peter Sidorkiewicz (15)/Andy Moog (20)	14,448
April 15	BOS 2	at	HFD 3	OT WIN	KEVIN DINEEN (12:30)	Peter Sidorkiewicz (23)/Andy Moog (23)	15,535
April 17	HFD 1	at	BOS 3	Loss	Craig Janney	Peter Sidorkiewicz (22)/Andy Moog (27)	14,448

1991

DIVISION SEMIFINAL *(Bruins win series 4-2)*

DATE	RESULT				GWG (OT TIME)	GOALIES: HFD/OPP (SAVES)	ATT.
April 3	HFD 5	at	BOS 2	WIN	ROB BROWN	Peter Sidorkiewicz (26)/Andy Moog (19)	14,448
April 5	HFD 3	at	BOS 4	Loss	Cam Neely	Peter Sidorkiewicz (36)/Andy Moog (24)	14,448
April 7	BOS 6	at	HFD 3	Loss	Dave Christian	Peter Sidorkiewicz (17)/Andy Moog (22)	15,635
April 9	BOS 3	at	HFD 4	WIN	ZARLEY ZALAPSKI	Peter Sidorkiewicz (32)/Andy Moog (30)	14,198
April 11	HFD 1	at	BOS 6	Loss	Dave Christian	Peter Sidorkiewicz (26)/Andy Moog (25)	14,448
April 13	BOS 3	at	HFD 1	Loss	Bob Sweeney	Peter Sidorkiewicz (13)/Andy Moog (31)	15,635

1992

DIVISION SEMIFINAL *(Canadiens win series 4-3)*

DATE	RESULT				GWG (OT TIME)	GOALIES: HFD/OPP (SAVES)	ATT.
April 19	HFD 0	at	MTL 2	Loss	Gilbert Dionne	Frank Pietrangelo (28)/Patrick Roy (32)	16,624
April 21	HFD 2	at	MTL 5	Loss	Kirk Muller	Frank Pietrangelo (23)/Patrick Roy (15)	16,627
April 23	MTL 2	at	HFD 5	WIN	JOHN CULLEN	Frank Pietrangelo (32)/Patrick Roy (28)	6,728
April 25	MTL 1	at	HFD 3	WIN	RANDY CUNNEYWORTH	Frank Pietrangelo (24)/Patrick Roy (33)	10,071
April 27	HFD 4	at	MTL 7	Loss	Kirk Muller	Frank Pietrangelo (23), Kay Whitmore (4)/P. Roy (19)	16,693
April 29	MTL 1	at	HFD 2	OT WIN	YVON CORRIVEAU (0:24)	Frank Pietrangelo (42)/Patrick Roy (24)	8,262
May 1	HFD 2	at	MTL 3	2 OT Loss	Russ Courtnall (25:26)	Frank Pietrangelo (53)/Patrick Roy (39)	17,718

1993

Did not qualify

1994

Did not qualify

1995

Did not qualify

1996

Did not qualify

1997

Did not qualify

1998

Did not qualify

1999

CONFERENCE QUARTERFINAL *(Bruins win series 4-2)*

DATE	RESULT				GWG (OT TIME)	GOALIES: CAR/OPP (SAVES)	ATT.
April 22	BOS 2	at	CAR 0	Loss	Rob DiMaio	Arturs Irbe (27)/Byron Dafoe (19)	11,059
April 24	BOS 2	at	CAR 3	OT WIN	RAY SHEPPARD (17:05)	Arturs Irbe (22)/Byron Dafoe (27)	11,059
April 26	CAR 3	at	BOS 2	WIN	ROBERT KRON	Arturs Irbe (24)/Byron Dafoe (18)	17,565
April 28	CAR 1	at	BOS 4	Loss	Landon Wilson	Arturs Irbe (26)/Byron Dafoe (22)	17,565
April 30	BOS 4	at	CAR 3	2 OT Loss	Anson Carter (34:45)	Arturs Irbe (48)/Byron Dafoe (37)	11,059
May 2	CAR 0	at	BOS 2	Loss	Joe Thornton	Arturs Irbe (19)/Byron Dafoe (31)	17,565

2000

Did not qualify

GAME-BY-GAME HISTORY

2001

CONFERENCE QUARTERFINAL *(Devils win series 4-2)*

DATE	RESULT					GWG (OT TIME)	GOALIES: CAR/OPP (SAVES)	ATT.
April 12	CAR 1	at	NJ 5		Loss	Bobby Holik	Arturs Irbe (31)/Martin Brodeur (17)	19,040
April 15	CAR 0	at	NJ 2		Loss	Alexander Mogilny	Arturs Irbe (27)/Martin Brodeur (18)	19,040
April 17	NJ 4	at	CAR 0		Loss	Bobby Holik	Arturs Irbe (20)/Martin Brodeur (18)	17,525
April 18	NJ 2	at	CAR 3	OT	WIN	ROD BRIND'AMOUR (0:46)	Arturs Irbe (32)/Martin Brodeur (30)	14,339
April 20	CAR 3	at	NJ 2		WIN	JEFF O'NEILL	Arturs Irbe (37)/Martin Brodeur (11)	19,040
April 22	NJ 5	at	CAR 1		Loss	Sergei Brylin	Arturs Irbe (34)/Martin Brodeur (14)	18,730

2002

CONFERENCE QUARTERFINAL *(Hurricanes win series 4-2)*

DATE	RESULT					GWG (OT TIME)	GOALIES: CAR/OPP (SAVES)	ATT.
April 17	NJ 1	at	CAR 2		WIN	ERIK COLE	Arturs Irbe (34)/Martin Brodeur (15)	15,401
April 19	NJ 1	at	CAR 2	OT	WIN	BATES BATTAGLIA (15:26)	Arturs Irbe (30)/Martin Brodeur (26)	18,730
April 21	CAR 0	at	NJ 4		Loss	Brian Gionta	Arturs Irbe (9), Kevin Weekes (22)/Martin Brodeur (16)	17,004
April 23	CAR 1	at	NJ 3		Loss	Brian Gionta	Arturs Irbe (6), Kevin Weekes (13)/Martin Brodeur (23)	17,057
April 24	NJ 2	at	CAR 3	OT	WIN	JOSEF VASICEK (8:16)	Kevin Weekes (40)/Martin Brodeur (35)	18,336
April 27	CAR 1	at	NJ 0		WIN	RON FRANCIS	Kevin Weekes (32)/Martin Brodeur (21)	17,104

CONFERENCE SEMIFINAL *(Hurricanes win series 4-2)*

DATE	RESULT					GWG (OT TIME)	GOALIES: CAR/OPP (SAVES)	ATT.
May 3	MTL 0	at	CAR 2		WIN	RON FRANCIS	Kevin Weekes (25)/Jose Theodore (36)	18,809
May 5	MTL 4	at	CAR 1		Loss	Andrei Markov	Kevin Weekes (12)/Jose Theodore (45)	18,730
May 7	CAR 1	at	MTL 2	OT	Loss	Donald Audette (2:26)	Kevin Weekes (18)/Jose Theodore (33)	21,273
May 9	CAR 4	at	MTL 3	OT	WIN	NICLAS WALLIN (3:14)	Kevin Weekes (7), Arturs Irbe (10)/Jose Theodore (36)	21,273
May 12	MTL 1	at	CAR 5		WIN	ROD BRIND'AMOUR	Arturs Irbe (30)/Jose Theodore (26)	18,853
May 13	CAR 8	at	MTL 2		WIN	SEAN HILL	Arturs Irbe (31)/Jose Theodore (8), Stephane Fiset (16)	21,273

CONFERENCE FINAL *(Hurricanes win series 4-2)*

DATE	RESULT					GWG (OT TIME)	GOALIES: CAR/OPP (SAVES)	ATT.
May 16	TOR 2	at	CAR 1		Loss	Jonas Hoglund	Arturs Irbe (22)/Curtis Joseph (31)	18,730
May 19	TOR 1	at	CAR 2	OT	WIN	NICLAS WALLIN (13:42)	Arturs Irbe (26)/Curtis Joseph (31)	18,924
May 21	CAR 2	at	TOR 1	OT	WIN	JEFF O'NEILL (6:01)	Arturs Irbe (20)/Curtis Joseph (15)	19,293
May 23	CAR 3	at	TOR 0		WIN	JAROSLAV SVOBODA	Arturs Irbe (31)/Curtis Joseph (12)	19,299
May 25	TOR 1	at	CAR 0		Loss	Darcy Tucker	Arturs Irbe (18)/Curtis Joseph (27)	19,016
May 28	CAR 2	at	TOR 1	OT	WIN	MARTIN GELINAS (8:05)	Arturs Irbe (35)/Curtis Joseph (33)	19,327

STANLEY CUP FINAL *(Red Wings win series 4-1)*

DATE	RESULT					GWG (OT TIME)	GOALIES: CAR/OPP (SAVES)	ATT.
June 4	CAR 3	at	DET 2	OT	WIN	RON FRANCIS (0:58)	Arturs Irbe (23)/Dominik Hasek (23)	20,058
June 6	CAR 1	at	DET 3		Loss	Nicklas Lidstrom	Arturs Irbe (27)/Dominik Hasek (16)	20,058
June 8	DET 3	at	CAR 2	3OT	Loss	Igor Larionov (54:47)	Arturs Irbe (50)/Dominik Hasek (41)	18,982
June 10	DET 3	at	CAR 0		Loss	Brett Hull	Arturs Irbe (24)/Dominik Hasek (17)	18,986
June 13	CAR 1	at	DET 3		Loss	Brendan Shanahan	Arturs Irbe (24)/Dominik Hasek (16)	20,058

2003

Did not qualify

2004

Did not qualify

2005

No season held

2006

CONFERENCE QUARTERFINAL *(Hurricanes win series 4-2)*

DATE	RESULT					GWG (OT TIME)	GOALIES: CAR/OPP (SAVES)	ATT.
April 22	MTL 6	at	CAR 1		Loss	Radek Bonk	Martin Gerber (15)/Cristobal Huet (42)	18,812
April 24	MTL 6	at	CAR 5	2OT	Loss	Michael Ryder (22:32)	Martin Gerber (10), Cam Ward (20)/Cristobal Huet (41)	18,730
April 26	CAR 2	at	MTL 1	OT	WIN	ERIC STAAL (3:38)	Cam Ward (27)/Cristobal Huet (34)	21,273
April 28	CAR 3	at	MTL 2		WIN	ROD BRIND'AMOUR	Cam Ward (23)/Cristobal Huet (27)	21,273
April 30	MTL 1	at	CAR 2		WIN	MATT CULLEN	Cam Ward (30)/Cristobal Huet (26)	18,887
May 2	CAR 2	at	MTL 1	OT	WIN	CORY STILLMAN (1:19)	Cam Ward (25)/Cristobal Huet (27)	21,273

GAME-BY-GAME HISTORY

CONFERENCE SEMIFINAL (Hurricanes win series 4-1)

DATE	RESULT				GWG (OT TIME)	GOALIES: CAR/OPP (SAVES)	ATT.
May 6	NJ 0	at	CAR 6	WIN	RAY WHITNEY	Cam Ward (21)/Martin Brodeur (29), Scott Clemmensen (3)	18,730
May 8	NJ 2	at	CAR 3	OT WIN	NICLAS WALLIN (3:09)	Cam Ward (21)/Martin Brodeur (35)	18,730
May 10	CAR 3	at	NJ 2	WIN	ROD BRIND'AMOUR	Cam Ward (28)/Martin Brodeur (21)	16,862
May 13	CAR 1	at	NJ 5	Loss	Jay Pandolfo	Cam Ward (13), Martin Gerber (15)/Martin Brodeur (19)	17,585
May 14	NJ 1	at	CAR 4	WIN	CORY STILLMAN	Cam Ward (17)/Martin Brodeur (27)	18,730

CONFERENCE FINAL (Hurricanes win series 4-3)

DATE	RESULT				GWG (OT TIME)	GOALIES: CAR/OPP (SAVES)	ATT.
May 20	BUF 3	at	CAR 2	Loss	Jay McKee	Cam Ward (24)/Ryan Miller (29)	18,730
May 22	BUF 3	at	CAR 4	WIN	JUSTIN WILLIAMS	Cam Ward (16)/Ryan Miller (31)	18,730
May 24	CAR 3	at	BUF 4	Loss	Ales Kotalik	Cam Ward (22), Martin Gerber (7)/Ryan Miller (24)	18,690
May 26	CAR 4	at	BUF 0	WIN	MARK RECCHI	Martin Gerber (22)/Ryan Miller (17)	18,690
May 28	BUF 3	at	CAR 4	OT WIN	CORY STILLMAN (8:46)	Martin Gerber (8), Cam Ward (15)/Ryan Miller (22)	18,730
May 30	CAR 1	at	BUF 2	OT Loss	Daniel Briere (4:22)	Cam Ward (29)/Ryan Miller (25)	18,690
June 1	BUF 2	at	CAR 4	WIN	ROD BRIND'AMOUR	Cam Ward (22)/Ryan Miller (24)	18,730

STANLEY CUP FINAL (Hurricanes win series 4-3)

DATE	RESULT				GWG (OT TIME)	GOALIES: CAR/OPP (SAVES)	ATT.
June 5	EDM 4	at	CAR 5	WIN	ROD BRIND'AMOUR	Cam Ward (34)/Dwayne Roloson (19), Ty Conklin (2)	18,797
June 7	EDM 0	at	CAR 5	WIN	ANDREW LADD	Cam Ward (25)/Jussi Markkanen (21)	18,928
June 10	CAR 1	at	EDM 2	Loss	Ryan Smyth	Cam Ward (28)/Jussi Markkanen (24)	16,839
June 12	CAR 2	at	EDM 1	WIN	MARK RECCHI	Cam Ward (20)/Jussi Markkanen (18)	16,839
June 14	EDM 4	at	CAR 3	OT Loss	Fernando Pisani (3:31)	Cam Ward (25)/Jussi Markkanen (21)	18,974
June 17	CAR 0	at	EDM 4	Loss	Fernando Pisani	Cam Ward (30)/Jussi Markkanen (16)	16,839
June 19	EDM 1	at	CAR 3	WIN	FRANTISEK KABERLE	Cam Ward (22)/Jussi Markkanen (24)	18,978

2007

Did not qualify

2008

Did not qualify

2009

CONFERENCE QUARTERFINAL (Hurricanes win series 4-3)

DATE	RESULT				GWG (OT TIME)	GOALIES: CAR/OPP (SAVES)	ATT.
April 15	CAR 1	at	NJ 4	Loss	Zach Parise	Cam Ward (35)/Martin Brodeur (18)	17,625
April 17	CAR 2	at	NJ 1	OT WIN	TIM GLEASON (2:40)	Cam Ward (33)/Martin Brodeur (30)	17,625
April 19	NJ 3	at	CAR 2	OT Loss	Travis Zajac (4:58)	Cam Ward (32)/Martin Brodeur (28)	17,971
April 21	NJ 3	at	CAR 4	WIN	JUSSI JOKINEN	Cam Ward (26)/Martin Brodeur (42)	17,465
April 23	CAR 0	at	NJ 1	Loss	David Clarkson	Cam Ward (41)/Martin Brodeur (44)	17,625
April 26	NJ 0	at	CAR 4	WIN	RAY WHITNEY	Cam Ward (28)/Martin Brodeur (33)	18,680
April 28	CAR 4	at	NJ 3	WIN	ERIC STAAL	Cam Ward (32)/Martin Brodeur (27)	17,625

CONFERENCE SEMIFINAL (Hurricanes win series 4-3)

DATE	RESULT				GWG (OT TIME)	GOALIES: CAR/OPP (SAVES)	ATT.
May 1	CAR 1	at	BOS 4	Loss	Marc Savard	Cam Ward (20)/Tim Thomas (26)	17,565
May 3	CAR 3	at	BOS 0	WIN	JOE CORVO	Cam Ward (36)/Tim Thomas (22)	17,565
May 6	BOS 2	at	CAR 3	OT WIN	JUSSI JOKINEN (2:48)	Cam Ward (21)/Tim Thomas (38)	18,680
May 8	BOS 1	at	CAR 4	WIN	JUSSI JOKINEN	Cam Ward (20)/Tim Thomas (27)	18,878
May 10	CAR 0	at	BOS 4	Loss	Mark Recchi	Cam Ward (36)/Tim Thomas (19)	17,565
May 12	BOS 4	at	CAR 2	Loss	Marc Savard	Cam Ward (15)/Tim Thomas (31)	18,680
May 14	CAR 3	at	BOS 2	OT WIN	SCOTT WALKER (18:46)	Cam Ward (34)/Tim Thomas (34)	17,565

CONFERENCE FINAL (Penguins win series 4-0)

DATE	RESULT				GWG (OT TIME)	GOALIES: CAR/OPP (SAVES)	ATT.
May 18	CAR 2	at	PIT 3	Loss	Philippe Boucher	Cam Ward (28)/Marc-Andre Fleury (23)	17,132
May 21	CAR 4	at	PIT 7	Loss	Evgeni Malkin	Cam Ward (35)/Marc-Andre Fleury (24)	17,132
May 23	PIT 6	at	CAR 2	Loss	Evgeni Malkin	Cam Ward (34)/Marc-Andre Fleury (32)	18,789
May 26	PIT 4	at	CAR 1	Loss	Maxime Talbot	Cam Ward (21)/Marc-Andre Fleury (30)	18,680

2010

Did not qualify

2011

Did not qualify

GAME-BY-GAME HISTORY

2012

Did not qualify

2013

Did not qualify

2014

Did not qualify

2015

Did not qualify

2016

Did not qualify

2017

Did not qualify

2018

Did not qualify

2019

FIRST ROUND (Hurricanes win series 4-3)

DATE	RESULT					GWG (OT TIME)	GOALIES: CAR/OPP (SAVES)	ATT.
April 11	CAR 2	at	WSH 4		Loss	Alex Ovechkin	Petr Mrazek (14)/Braden Holtby (27)	18,506
April 13	CAR 3	at	WSH 4	OT	Loss	Brooks Orpik (1:48)	Petr Mrazek (29)/Braden Holtby (25)	18,506
April 15	WSH 0	at	CAR 5		WIN	WARREN FOEGELE	Petr Mrazek (18)/Braden Holtby (40)	18,783
April 18	WSH 1	at	CAR 2		WIN	TEUVO TERAVALINEN	Petr Mrazek (30)/Braden Holtby (22)	19,202
April 20	CAR 0	at	WSH 6		Loss	Nicklas Backstrom	Petr Mrazek (22)/Braden Holtby (30)	18,506
April 22	WSH 2	at	CAR 5		WIN	JORDAN STAAL	Petr Mrazek (23)/Braden Holtby (31)	18,913
April 24	CAR 4	at	WSH 3	2OT	WIN	BROCK MCGINN (31:05)	Petr Mrazek (34)/Braden Holtby (38)	18,506

SECOND ROUND (Hurricanes win series 4-0)

DATE	RESULT					GWG (OT TIME)	GOALIES: CAR/OPP (SAVES)	ATT.
April 26	CAR 1	at	NYI 0	OT	WIN	JORDAN STAAL (4:04)	Petr Mrazek (31)/Robin Lehner (31)	15,795
April 28	CAR 2	at	NYI 1		WIN	NINO NIEDERREITER	Petr Mrazek (9), Curtis McElhinney (17)/Robin Lehner (16)	15,795
May 1	NYI 2	at	CAR 5		WIN	JUSTIN WILLIAMS	Curtis McElhinney (28)/Robin Lehner (33)	19,066
May 3	NYI 2	at	CAR 5		WIN	GREG McKEGG	Curtis McElhinney (26)/Robin Lehner (8), Thomas Greiss (8)	19,495

CONFERENCE FINAL (Bruins win series 4-0)

DATE	RESULT					GWG (OT TIME)	GOALIES: CAR/OPP (SAVES)	ATT.
May 9	CAR 2	at	BOS 5		Loss	Patrice Bergeron	Petr Mrazek (23)/Tuukka Rask (29)	17,565
May 12	CAR 2	at	BOS 6		Loss	Connor Clifton	Petr Mrazek (19)/Tuukka Rask (21)	17,565
May 14	BOS 2	at	CAR 1		Loss	Brad Marchand	Curtis McElhinney (29)/Tuukka Rask (35)	18,768
May 16	BOS 4	at	CAR 0		Loss	David Pastrnak	Curtis McElhinney (19)/Tuukka Rask (24)	19,041

2020

All games played at Scotiabank Arena in Toronto, Ont.

QUALIFYING ROUND (Hurricanes win series 3-0)

DATE	RESULT					GWG (OT TIME)	GOALIES: CAR/OPP (SAVES)	ATT.
August 1	NYR 2	at	CAR 3		WIN	MARTIN NECAS	Petr Mrazek (24)/Henrik Lundqvist (34)	0
August 3	NYR 1	at	CAR 4		WIN	ANDREI SVECHNIKOV	Petr Mrazek (23)/Henrik Lundqvist (30)	0
August 4	CAR 4	at	NYR 1		WIN	WARREN FOEGELE	James Reimer (37)/Igor Shesterkin (27)	0

FIRST ROUND (Bruins win series 4-1)

DATE	RESULT					GWG (OT TIME)	GOALIES: CAR/OPP (SAVES)	ATT.
August 12	CAR 3	at	BOS 4	OT	Loss	Patrice Bergeron (21:13)	Petr Mrazek (36)/Tuukka Rask (25)	0
August 13	CAR 3	at	BOS 2		WIN	DOUGIE HAMILTON	James Reimer (33)/Tuukka Rask (23)	0
August 15	BOS 3	at	CAR 1		Loss	Sean Kuraly	Petr Mrazek (36)/Jaroslav Halak (29)	0
August 17	BOS 4	at	CAR 3		Loss	Jake DeBrusk	James Reimer (29)/Jaroslav Halak (16)	0
August 19	CAR 1	at	BOS 5		Loss	Patrice Bergeron	Petr Mrazek (25)/Jaroslav Halak (23)	0

OVERTIME HISTORY

	DATE	OPPONENT	ROUND	GAME	GOAL SCORER	TIME	SCORE
1.	4/11/1980	Montreal	Preliminary Round	3	Yvon Lambert	0:29	L, 4-3
2.	4/9/1986	at Quebec	Division Semifinal	1	Sylvain Turgeon	2:36	W, 3-2
3.	4/23/1986	Montreal	Division Final	4	Kevin Dineen	1:06	W, 2-1
4.	4/29/1986	at Montreal	Division Final	7	Claude Lemieux	5:55	L, 2-1
5.	4/8/1987	Quebec	Division Semifinal	1	Paul MacDermid	2:20	W, 3-2
6.	4/16/1987	at Quebec	Division Semifinal	6	Peter Stastny	6:05	L, 5-4
7.	4/8/1989	Montreal	Division Semifinal	3	Stephane Richer	5:01	L, 5-4
8.	4/9/1989	Montreal	Division Semifinal	4	Russ Courtnall	15:12	L, 4-3
9.	4/15/1990	Boston	Division Semifinal	6	Kevin Dineen	12:30	W, 3-2
10.	4/29/1992	Hartford	Division Semifinal	6	Yvon Corriveau	0:24	W, 2-1
11.	5/1/1992	at Montreal	Division Semifinal	7	Russ Courtnall	25:26	L, 3-2
12.	4/24/1999	Boston	Conference Quarterfinal	2	Ray Sheppard	17:05	W, 3-2
13.	4/30/1999	Boston	Conference Quarterfinal	5	Anson Carter	34:45	L, 4-3
14.	4/18/2001	New Jersey	Conference Quarterfinal	4	Rod Brind'Amour	0:46	W, 3-2
15.	4/19/2002	New Jersey	Conference Quarterfinal	2	Bates Battaglia	15:26	W, 2-1
16.	4/24/2002	New Jersey	Conference Quarterfinal	5	Josef Vasicek	8:16	W, 3-2
17.	5/7/2002	at Montreal	Conference Semifinal	3	Donald Audette	2:26	L, 2-1
18.	5/9/2002	at Montreal	Conference Semifinal	4	Niclas Wallin	3:14	W, 4-3
19.	5/19/2002	Toronto	Conference Final	2	Niclas Wallin	13:42	W, 2-1
20.	5/21/2002	at Toronto	Conference Final	3	Jeff O'Neill	6:01	W, 2-1
21.	5/28/2002	at Toronto	Conference Final	6	Martin Gelinias	8:05	W, 2-1
22.	6/4/2002	at Detroit	Stanley Cup Final	1	Ron Francis	0:58	W, 3-2
23.	6/8/2002	Detroit	Stanley Cup Final	3	Igor Larionov	54:47	L, 3-2
24.	4/24/2006	Montreal	Conference Quarterfinal	2	Michael Ryder	22:32	L, 6-5
25.	4/26/2006	at Montreal	Conference Quarterfinal	3	Eric Staal	3:38	W, 2-1
26.	5/2/2006	at Montreal	Conference Quarterfinal	6	Cory Stillman	1:19	W, 2-1
27.	5/8/2006	New Jersey	Conference Semifinal	2	Niclas Wallin	3:09	W, 3-2
28.	5/28/2006	Buffalo	Conference Final	5	Cory Stillman	8:46	W, 4-3
29.	5/30/2006	at Buffalo	Conference Final	6	Daniel Briere	4:22	L, 2-1
30.	6/14/2006	Edmonton	Stanley Cup Final	5	Fernando Pisani	3:31	L, 4-3
31.	4/17/2009	at New Jersey	Conference Quarterfinal	2	Tim Gleason	2:40	W, 2-1
32.	4/19/2009	New Jersey	Conference Quarterfinal	3	Travis Zajac	4:58	L, 3-2
33.	5/6/2009	Boston	Conference Semifinal	3	Jussi Jokinen	2:48	W, 3-2
34.	5/14/2009	at Boston	Conference Semifinal	7	Scott Walker	18:46	W, 3-2
35.	4/13/2019	at Washington	First Round	2	Brooks Orpik	1:48	L, 4-3
36.	4/24/2019	at Washington	First Round	7	Brock McGinn	31:05	W, 4-3
37.	4/26/2019	at NY Islanders	Second Round	1	Jordan Staal	4:04	W, 1-0
38.	8/12/2020	at Boston	First Round	1	Patrice Bergeron	21:13	L, 4-3

OVERTIME RECORD BY SEASON

YEAR	GP	OVERALL	HOME	AWAY
1980	1	0-1	0-1	0-0
1986	3	2-1	1-0	1-1
1987	2	1-1	1-0	0-1
1988	0	0-0	0-0	0-0
1989	2	0-2	0-2	0-0
1990	1	1-0	1-0	0-0
1991	0	0-0	0-0	0-0
1992	2	1-1	1-0	0-1
1999	2	1-1	1-1	0-0
2001	1	1-0	1-0	0-0
2002	9	7-2	3-1	4-1
2006	7	4-3	2-2	2-1
2009	4	3-1	1-1	2-0
2019	3	2-1	0-0	2-1
2020	1	0-1	0-0	0-1
TOTALS	38	23-15	12-8	11-7

CLINCH/ELIMINATION RECORDS

CHANCE TO CLINCH SERIES

	DATE	OPPONENT	ROUND	GAME	GOALTENDER	GWG	SCORE
1.	4/12/1986	Quebec	Division Semifinal	3	Mike Liut	Ulf Samuelsson	W, 9-4
2.	4/29/1986	at Montreal	Division Final	7	Mike Liut	---	L, 2-1 (OT)
3.	4/17/1990	at Boston	Division Semifinal	7	Peter Sidorkiewicz	---	L, 3-1
4.	5/1/1992	at Montreal	Division Semifinal	7	Frank Pietrangelo	---	L, 3-2 (2OT)
5.	4/27/2002	at New Jersey	Conference Quarterfinal	6	Kevin Weekes	Ron Francis	W, 1-0
6.	5/13/2002	at Montreal	Conference Semifinal	6	Arturs Irbe	Sean Hill	W, 8-2
7.	5/25/2002	Toronto	Conference Final	5	Arturs Irbe	---	L, 1-0
8.	5/28/2002	at Toronto	Conference Final	6	Arturs Irbe	Martin Gelinas	W, 2-1 (OT)
9.	5/2/2006	at Montreal	Conference Quarterfinal	6	Cam Ward	Cory Stillman	W, 2-1 (OT)
10.	5/13/2006	at New Jersey	Conference Semifinal	4	Cam Ward	---	L, 5-1
11.	5/14/2006	New Jersey	Conference Semifinal	5	Cam Ward	Cory Stillman	W, 4-1
12.	5/30/2006	at Buffalo	Conference Final	6	Cam Ward	---	L, 2-1 (OT)
13.	6/1/2006	Buffalo	Conference Final	7	Cam Ward	Rod Brind'Amour	W, 4-2
14.	6/14/2006	Edmonton	Stanley Cup Final	5	Cam Ward	---	L, 4-3 (OT)
15.	6/17/2006	at Edmonton	Stanley Cup Final	6	Cam Ward	---	L, 4-0
16.	6/19/2006	Edmonton	Stanley Cup Final	7	Cam Ward	Frantisek Kaberle	W, 3-1
17.	4/28/2009	at New Jersey	Conference Quarterfinal	7	Cam Ward	Eric Staal	W, 4-3
18.	5/10/2009	at Boston	Conference Semifinal	5	Cam Ward	---	L, 4-0
19.	5/12/2009	Boston	Conference Semifinal	6	Cam Ward	---	L, 4-2
20.	5/14/2009	at Boston	Conference Semifinal	7	Cam Ward	Scott Walker	W, 3-2 (OT)
21.	4/24/2019	at Washington	First Round	7	Petr Mrazek	Brock McGinn	W, 4-3 (2OT)
22.	5/3/2019	NY Islanders	Second Round	4	Curtis McElhinney	Greg McKegg	W, 5-2
23.	8/4/2020	at NY Rangers	Qualifying Round	3	James Reimer	Warren Foegele	W, 4-1

Record: 13-10

FACING ELIMINATION

	DATE	OPPONENT	ROUND	GAME	GOALTENDER	GWG	SCORE
1.	4/11/1980	Montreal	Preliminary Round	3	Al Smith	---	L, 4-3 (OT)
2.	4/27/1986	Montreal	Division Final	6	Mike Liut	Kevin Dineen	W, 1-0
3.	4/29/1986	at Montreal	Division Final	7	Mike Liut	---	L, 2-1 (OT)
4.	4/16/1987	at Quebec	Division Semifinal	6	Mike Liut	---	L, 5-4 (OT)
5.	4/10/1988	Montreal	Division Semifinal	4	Mike Liut	Kevin Dineen	W, 7-5
6.	4/12/1988	at Montreal	Division Semifinal	5	Richard Brodeur	Carey Wilson	W, 3-1
7.	4/14/1988	Montreal	Division Semifinal	6	Richard Brodeur	---	L, 2-1
8.	4/9/1989	Montreal	Division Semifinal	4	Kay Whitmore	---	L, 4-3 (OT)
9.	4/15/1990	Boston	Division Semifinal	6	Peter Sidorkiewicz	Kevin Dineen	W, 3-2 (OT)
10.	4/17/1990	at Boston	Division Semifinal	7	Peter Sidorkiewicz	---	L, 3-1
11.	4/13/1991	Boston	Division Semifinal	6	Peter Sidorkiewicz	---	L, 3-1
12.	4/29/1992	Montreal	Division Semifinal	6	Frank Pietrangelo	Yvon Corriveau	W, 2-1 (OT)
13.	5/1/1992	at Montreal	Division Semifinal	7	Frank Pietrangelo	---	L, 3-2 (2OT)
14.	5/2/1999	at Boston	Conference Quarterfinal	6	Arturs Irbe	---	L, 2-0
15.	4/18/2001	New Jersey	Conference Quarterfinal	4	Arturs Irbe	Rod Brind'Amour	W, 3-2 (OT)
16.	4/20/2001	at New Jersey	Conference Quarterfinal	5	Arturs Irbe	Jeff O'Neill	W, 3-2
17.	4/22/2001	New Jersey	Conference Quarterfinal	6	Arturs Irbe	---	L, 5-1
18.	6/13/2002	at Detroit	Stanley Cup Final	5	Arturs Irbe	---	L, 3-1
19.	6/1/2006	Buffalo	Conference Final	7	Cam Ward	Rod Brind'Amour	W, 4-2
20.	6/19/2006	Edmonton	Stanley Cup Final	7	Cam Ward	Frantisek Kaberle	W, 3-1
21.	4/26/2009	New Jersey	Conference Quarterfinal	6	Cam Ward	Ray Whitney	W, 4-0
22.	4/28/2009	at New Jersey	Conference Quarterfinal	7	Cam Ward	Eric Staal	W, 4-3
23.	5/14/2009	at Boston	Conference Semifinal	7	Cam Ward	Scott Walker	W, 3-2 (OT)
24.	5/26/2009	Pittsburgh	Conference Final	4	Cam Ward	---	L, 4-1
25.	4/22/2019	Washington	First Round	6	Petr Mrazek	Jordan Staal	W, 5-2
26.	4/24/2019	at Washington	First Round	7	Petr Mrazek	Brock McGinn	W, 4-3 (2OT)
27.	5/16/2019	Boston	Conference Final	4	Curtis McElhinney	---	L, 4-0
28.	8/19/2020	at Boston	First Round	5	Petr Mrazek	---	L, 2-1

Record: 14-14

A black and white portrait of hockey player Jordan Staal. He is wearing a Carolina Hurricanes jersey with the number 11 and a captain's 'C' on the chest. He is holding a hockey stick and wearing a glove. The background is dark.

11 JORDAN
STAAL

GENERAL INFO

Media and NHL Information

MEDIA INFORMATION

The Carolina Hurricanes extend a cordial welcome to all media covering our home games. We appreciate the coverage you provide us, and we will do everything possible to assist you in your game duties.

The following is some information relating to our game night operation and press box which you should read carefully. Your cooperation in following these guidelines is much appreciated.

COMMUNICATIONS DEPARTMENT

MIKE SUNDHEIM	Vice President of Communications and Team Services <i>Office:</i> 919/861-5477 <i>Home:</i> 919/233-7322 <i>Mobile:</i> 919/522-4583 <i>Email:</i> mikes@carolinahurricanes.com <i>Twitter:</i> @MikeSundheim
MIKE BROWN	Manager of Communications <i>Office:</i> 919/861-5429 <i>Mobile:</i> 207/752-4740 <i>Email:</i> michaelb@carolinahurricanes.com <i>Twitter:</i> @mike _ brownie
DAVID PIPER	Communications Assistant <i>Office:</i> 919/861-7148 <i>Mobile:</i> 252/373-9313 <i>Email:</i> davidp@carolinahurricanes.com <i>Twitter:</i> @davidjpiper

Department website: **CanesPR.com**

MEDIA ACCESS POLICY

In accordance with the NHL's media policies, all interviews during the 2020-21 season will be conducted via Zoom this season. There will be no direct in-person interaction between media members and any Hurricanes players, coaches or support staff.

If you would like to receive text and email updates about the timing of post-practice and postgame player and coach Zoom calls, please email Mike Brown at michaelb@carolinahurricanes.com.

The Hurricanes will hold practices and morning skates at both PNC Arena and Wake Competition Center during the 2020-21 season. All practices and morning skates will be open to full-season credentialed media but closed to the public.

CREDENTIALS

Due to the NHL's COVID-19 protocols for the 2020-21 season, access to Hurricanes' games, practices and morning skates will be strictly limited to full-season credential holders. No single-game credentials will be issued. However, media not permitted to attend games, practices and morning skates will be granted access to all Zoom media availabilities.

WAKE COMPETITION CENTER

Full-season credentialed media members who wish to attend practice must enter Wake Competition Center through the main entrance, where they will sign-in and undergo a temperature check. Media seating will be available in the red bleachers and video cameras will be able to set up on the platforms on either side of the top of the bleachers. To access the bleacher area, media must enter and exit around the right side (Area A) of the Red Rink, and circle behind the team's benches in order to not cross paths with the team's ice entrance.

PNC ARENA

Full-season credentialed media members must enter through the VIP Entrance, where they will sign-in and undergo a temperature check. Media seating will be located at the West Priority Lounge at the top of sections 101 through 107 on the first floor of PNC Arena. Media members will not be permitted elsewhere inside PNC Arena and will not have access to elevators. For games, media members will not be permitted access to PNC Arena until one hour prior to puck drop and no media meal will be provided this season.

Media present at PNC Arena or Wake Competition Center must wear face coverings at all times, participate in daily temperature checks prior to entry, remain at least six-feet apart from other media members and Hurricanes staff at all times, and sign a waiver daily attesting to be free of COVID-19 symptoms. If a media member has a COVID-19 symptom, has had exposure to someone with COVID-19 or COVID-19 symptoms, or if they have a temperature, they will not be admitted entry to PNC Arena or Wake Competition Center. Media members who meet any of these criteria will need to follow up with their own physician for care and will require a letter from their physician providing written medical clearance before they will be admitted entry to PNC Arena or Wake Competition Center.

DIRECTIONS TO PNC ARENA

FROM RDU AIRPORT:

I-40 East to Wade Avenue exit... Take Edwards Mill Rd./Arena Exit and bear right... PNC Arena is on the left.

DIRECTIONS TO WAKE COMPETITION CENTER (PRACTICE FACILITY)

FROM RDU AIRPORT:

Airport Blvd/John Brantley Blvd... Turn left onto McCrimmon Pkwy... Wake Competition Center is on the left.

PRINT AND WEB

ASHEBORO COURIER-TRIBUNE

P.O. Box 340
Asheboro, NC 27204
336/626-6133; **Fax:** 336/626-7074
Sports Editor: Dennis Garcia
dgarcia@courier-tribune.com

THE ATHLETIC

theathletic.com
Writer: Sara Civian
sara.civian@gmail.com

BURLINGTON TIMES-NEWS

707 South Main St.
Burlington, NC 27215
336/506-3050; **Fax:** 336/229-2463

CANES COUNTRY

canescountry.com
Writer: Brian Leblanc
bdleblanc@gmail.com

HERALD-SUN OF DURHAM

1530 N. Gregson St. Suite 2A
Durham, NC 27701
919/419-6500; **Fax:** 919/419-6889

INDEPENDENT WEEKLY

indyweek.com
320 E. Chapel Hill St. Suite 200
Durham, NC 27701
919/286-1972

NEWS & OBSERVER

421 Fayetteville St. Suite 104
Raleigh, NC 27602
919/829-4500
Writers: Chip Alexander
calexander@newsobserver.com
Luke DeCock
ldcock@newsobserver.com
Multimedia Editor: Scott Sharpe
ssharp@newsobserver.com

NORTH STATE JOURNAL

nsjonline.com
819 W. Hargett St.
Raleigh, North Carolina 27603
info@nsjonline.com
866/458-7184
Sports Editor: Cory Lavalette
cory.lavalette@nsjonline.com

TRIANGLE BUSINESS JOURNAL

bizjournals.com/triangle
3515 Glenwood Ave. Suite 220
Raleigh, NC 27612
919/878-0010
Managing Editor: Dane Huffman
danehuffman@bizjournals.com

TRIANGLE SPORTS NETWORK

trianglesportsnet.com
Writer: Peter Koutroumpis
pkSPORTconsultant@gmail.com

WILSON TIMES

P.O. Box 2447
Wilson, NC 27894
252/265-7807
Sports Editor: Paul Durham
paul@wilsontimes.com

WRALSPORTSFAN.COM

P.O. Box 12000
Raleigh, NC 27605
919/821-8793

ALL SPORTS RADIO

*99.9 THE FAN

WCMC (99.9 FM)
3100 Highwoods Blvd. Suite 140
Raleigh, NC 27604
919/860-6299
acampbell@999thefan.com
Program Director: Dennis Glasgow
Hurricanes Insider: Adam Gold
Hurricanes Host: Alec Campbell
Hosts: Joe Giglio, Adam Gold,
Joe Ovies

620 THE BUZZ

WDNC (620 AM | 99.3 FM)
3100 Highwoods Blvd. Suite 140
Raleigh, NC 27604
919/860-6299

PIRATE RADIO

WGHB (1250 AM)
WDLX (930 AM)
P.O. Box 3333
Greenville, NC 27836
252/317-1250

252RADIO

WWNB (103.9 FM | 1490 AM)
WAVQ (1400 AM)
WNOS (105.9 FM | 1450 AM)
WECU (1570 AM)
1202 Pollock St.
New Bern, NC 28560
252/633-1490

TRIAD SPORTS NETWORK

WSML (1200 AM)
WMFR (1230 AM)
WCOG (1320 AM)
210 N. Main St. Suite 330
Kernersville, NC 27284
336/777-3900

**Rightsholder*

LOCAL RADIO

CAPITOL BROADCASTING CO.

WRAL (101.5 FM)
3100 Highwoods Blvd. Suite 140
Raleigh, NC 27604
919/890-6000

CURTIS MEDIA GROUP

WWMY (102.9 FM)
WBBB (96.1 FM)
WDTF (570 AM)
WKXU (101.1 FM)
WKIX (102.3 FM)
WPTF (680 AM)
3012 Highwoods Blvd. Suite 200
Raleigh, NC 27604
919/790-9392

IHEARTMEDIA, INC.

WDCG (105.1 FM)
WDCG HD2 (95.3 FM)
WRDU (100.7 FM)
WNCB (93.9 FM)
WTKK (106.1 FM)
3100 Smoketree Court, #505
Raleigh, NC 27604
919/876-1061
919/876-8578

TELEVISION

WLFL (CHANNEL 22 – CW)

3012 Highwoods Blvd., Suite 101
Raleigh, NC 27604
919/790-9535; **Fax:** 919/878-3877

WNCN (Channel 17 – CBS)

1205 Front St.
Raleigh, NC 27610
919/836-1717; **Fax:** 919/836-1687
Sportscasters: Chris Clark, Todd Gibson,
Alyssa Rae

WRAL (CHANNEL 5 – NBC)

P.O. Box 12000
Raleigh, NC 27605
919/821-8600; **Fax:** 919/821-8541
Sportscasters: Jared Fialko, Kacy Hintz, Chris Lea

WRAZ (Channel 50 – FOX)

P.O. Box 12000
Raleigh, NC 27605
919/515-5050; **Fax:** 919/821-8541

WTVD (CHANNEL 11 – ABC)

319 Fayetteville St., Suite 107
Raleigh, NC 27601
800/672-9883
Sportscasters: Mark Armstrong, Joe Mazur,
Bridget Condon
Photographer: Charlie Mickens

SPECTRUM NEWS

2505 Atlantic Ave., Suite 102
Raleigh, NC 27604
919/882-4040
Sportscasters: Mike Solarte, J.B. Ricks,
Jason Brown, Eddie Hughes, Mike Toper

WIRE SERVICES

ASSOCIATED PRESS

4800 Six Forks Rd. #210
Raleigh, NC 27609
919/510-8937; **Fax:** 919/834-1078
Reporter: Aaron Beard
Mobile: 919/341-4024

PHOTOGRAPHER

GREGG FORWERCK

Home: 704/882-3113
Mobile: 704/668-1045

RALEIGH AREA INFORMATION (Area Code 919)

RIDESHARING/TAXI SERVICES

PNC Arena's Uber Zone is located outside the south entrances of the building. This zone offers a convenient pregame dropoff point and a one-stop location to request Uber rides and meet drivers postgame.

Taxi Taxi 333-3333
Yellow Diamond 729-5040

AREA HOTELS

Comfort Suites, Arena 854-0502
Embassy Suites, Airport 572-2200
Embassy Suites, Crabtree Valley 881-0833
Hilton Garden Inn, Crabtree Valley 703-2525
Marriott, Raleigh City Center 833-1120
Marriott, RTP 941-6200
Raleigh Marriott, Crabtree Valley 781-7000
Renaissance, North Hills 571-8773
The Umstead 888/678-1711
Washington Duke Inn & Golf Club 419-0627
JB Duke Hotel 660-6400

PUBLIC GOLF COURSES

Eagle Ridge 661-6300
Lochmere 851-0611
Lonnie Poole (N.C. State) 833-3338
Neuse Golf Club 550-0550
Pine Hollow 553-4554
River Ridge 661-8374
UNC Finley Golf Course 962-2349

RESTAURANTS

42nd St. Oyster Bar & Seafood Grill 831-2811
Angus Barn 781-2444
Backyard Bistro 851-6203
Bella Monica 881-9778
Bonefish Grill 677-1347
Brewery Bhavana 829-9998
Buffalo Brothers 782-4949
Caffé Luna 832-6090
Cheesecake Factory 781-0050
Crawford and Son 307-4647
Cowfish Sushi Burger Bar 784-0400
Dos Taquitos 787-3373
Edwards Mill Bar & Grill 783-5447
Five Star Restaurant 833-3311
Fox and Hound 781-4495
Gravy 896-8513
Heron's at The Umstead 447-4000
Hibernian Pub 833-2258
Lynnwood Grill & Brewing Concern 785-0043
The Oak 787-9100
Ole Time Barbecue 859-2544
PF Chang's 787-7754
The Pit Authentic Barbecue 890-4500
Poole's 832-4477
Raleigh Times 833-0999
Rey's Restaurant 380-0122
Rudino's Sports Corner 786-4235
Ruth's Chris Steak House (Cary) 677-0033
Ruth's Chris Steak House (Raleigh) 791-1103
Sitti 239-4070
Stanbury 977-4321
State Farmers Market Restaurant 755-1550
Sullivan's Steak House 833-2888
Sushi Blues 664-8061
Taverna Agora 881-8333
Vivace 787-7747

EXECUTIVE OFFICES

NEW YORK

1185 Avenue of the Americas, 15th Floor
New York, NY 10036
212/789-2000
Fax: 212/789-2020

TORONTO

50 Bay Street, 11th Floor
Toronto, Ontario, M5J 2X8
416/359-7900
Fax: 416/981-2779

MONTREAL

1800 McGill College Avenue, Ste 2600
Montreal, Quebec, H3A 3J6
514/841-9220



NHL COMMUNICATIONS STAFF

GARY MEAGHER, *Executive Vice President*

O: 416/359-7960, C: 416/729-4700, gmeagher@nhl.com

JOHN DELLAPINA, *Senior Vice President*

O: 212/789-2115, C: 917/363-7988, jdellapina@nhl.com
* Department of Player Safety requests

JENNIFER NEZIOL, *Vice President, Corporate Communications*

O: 212/789-2042, C: 646/908-0679, jneziol@nhl.com
* Corporate communications inquiries/requests

GREG INGLIS, *Senior Director*

O: 212/789-2065, C: 347/853-2461, ginglis@nhl.com
* Editorial content/research

NIRVA MILORD, *Senior Director, Corporate Communications*

O: 212/789-2123, C: 917/715-6187, nmilord@nhl.com
* Corporate communications and entertainment publicity

JULIE YOUNG, *Senior Director*

O: 416/359-7964, C: 416/605-3550, jyoung@nhl.com
* esports inquiries

BRAD KLEIN, *Director*

O: 212/324-8140, C: 347/380-2993, bklein@nhl.com
* Corporate communications

JENNIFER MOAD, *Director*

O: 416/359-7961, C: 416/527-2852, jmoad@nhl.com
* Hockey Operations and Officiating requests

JOSH BERNSTEIN, *Senior Manager*

O: 212/789-2609, C: 516/528-8365, jbrpr@nhl.com
* Editorial content/research, Media.NHL.com, Sport-Scan

JASMINE GHAFOR, *Senior Manager*

O: 416/359-7968, C: 647/808-4876, jghafour@nhl.com

JAYNE BARRETT, *Coordinator*

C: 647-987-2555, jbarrett@nhl.com

STATISTICS & INFORMATION

O: 416/359-7978

@PR_NHL on Twitter / Instagram, #NHLStats

RUSS LEVINE, *Group Vice President*

O: 212/789-2783, C: 347/853-4159, rlevine@nhl.com

TREVOR BJERGSO, *Director*

O: 416/359-7965, C: 416/540-5306, tbjergso@nhl.com
* Situation Room & Central Scouting requests

BRENDON CROSSMAN, *Manager*

O: 416/359-7903, C: 416/702-4645, bcrossman@nhl.com

NICK CARAFA, *Manager*

ncarafa@nhl.com

STUART MCCOMISH, *Manager*

O: 416/359-7966, smccomish@nhl.com

SCOTT RODGERS, *Manager*

srodgers@nhl.com

MITCH DONAIS, *Graphic Designer*

O: 416/729-3341, mdonais@nhl.com

MICHAEL NOVALES, *Motion Designer/Video Editor*

mnovalles@nhl.com

EVENT COMMUNICATIONS & PLAYER DEVELOPMENT

nhleventcommunications@nhl.com

JAMEY HORAN, *Senior Vice President*

O: 212/789-2785, C: 646/652-9981, jhoran@nhl.com
* Deputy Commissioner requests and event/player development inquiries

CHRIS WOJCICK, *Director*

O: 212/789-2097, C: 646/285-7711, cwojcik@nhl.com
* Event inquiries

DAVID KEON, *Senior Manager*

O: 416/359-7962, C: 416/729-5665, dkeon@nhl.com
* International credentials

JEFF DAY, *Manager*

O: 212/789-2108, C: 914/552-1660, jday@nhl.com

MEGAN COOPER, *Coordinator*

O: 212/324-8161, mecooper@nhl.com
* Event credentials

SAM GILBERT, *Coordinator*

O: 416/359-7908, C: 514/594-8441, sgilbert@nhl.com

GINA MORRA, *Coordinator*

O: 212/789-2690, gmorra@nhl.com

EMILY CAMPBELL, *Assistant*

O: 212/789-2113, ecampbell@nhl.com

NHL SOCIAL

social@nhl.com

SEAN DENNISON, *Director, Social Media*

O: 212/789-2096, sdennison@nhl.com
* Departmental oversight

DAVID KLATT, *Senior Manager, Social Media Programs*

O: 212/789-2660, dklatt@nhl.com
* Events, programs, initiatives, social player development

CHRIS ACKROYD, *Senior Manager, Social Media Content*

C: 437/777-9296, cackroyd@nhl.com
* In-game social media and social sponsorship integration

KEVIN BAUMER, *Manager, Social Content & Community Management*

O: 212/789-2080, kbaumer@nhl.com
* Day-to-day social editorial, content and community management

REBECCA FRIEDMAN, *Manager, Social Media*

O: 212/324-6180, rfriedman@nhl.com
* LSC program, team coordination and on-site coverage

PETER BOTTINI, *Manager, Social Media Marketing*

O: 212/789-2743, pbottini@nhl.com
* Social media marketing: league campaigns, tune-in, rightsholders

ANDREW BOEHMER, *Coordinator, In-Game Social Media*

aboehmer@nhl.com
* In-game social media and weekend content management

MALORIE BUCCIGROSS, *Coordinator, International Social Media*

O: 212/789-2683, mbuccigross@nhl.com
* International social media (European markets)

DYLAN COOPER, *Coordinator, In-Game Social Media*

dcooper@nhl.com
* In-game social media and weekend content management

NEIL TENNANT, *Coordinator, Community Management & Content Programming*

ntennant@nhl.com
* Daily social content and community management

ENTRY LEVEL PLAYERS

1. Players 18 through 21 years of age when signing their first contract must remain in the entry level system for a period of three years; players age 22 and 23 when signing their first contract are in the entry level system for two years; while those age 24 when signing their first contract are in the entry level system for one year. Players age 25 and older will not be subject to the entry level system and have no limits on their compensation. Age is defined as the player's age on September 15 of the calendar year in which he signs the contract, regardless of his actual age on the date he signs such contract.
2. In the event that a signed 18- or 19-year-old player does not play a minimum of 10 NHL games (regular season and/or playoffs) in his first season under contract, the term of his player contract and his number of years in the entry level system will be extended for a period of one year. The exception to this is a 19-year-old player who turns 20 years of age between September 16 and December 31 in his first contract year.
3. In the event that a player signs his first contract at age 18 and has had his Player Contract extended for one season already, and such player does not play at least 10 NHL games (regular season and/or playoffs) in the second season under that player's Player Contract, then the term of his Player Contract and his number of years in the Entry Level System shall be extended for one additional year.

INJURED RESERVE LIST

A Club may place a Player on the Injured Reserve List only if such Player is reasonably expected to be injured, ill or disabled and unable to perform his duties as a hockey Player for a minimum of seven (7) days from the onset of such injury, illness or disability.

- Players on the Injured Reserve List may attend team meetings, travel with the Club (at the Club's option) and participate in practice sessions with other Players on the Club's Active Roster.
- Players on Injured Reserve are prohibited from appearing in NHL Games, participating in pre-game warm-ups with their Clubs, or dressing in game uniforms on NHL Game days.
- Players on Injured Reserve and Injured Non-Roster shall have access to the Club's primary training and medical facilities during regular business hours provided, however, the Club may restrict such Players' access during periods when Players on the Club's Active Roster are expected to be present at such primary training and medical facilities (e.g., pre-game skates, practices, games, medical and physical treatments for other Players) and within a reasonable period of time before and after such time periods.
- A Player who finishes an NHL Season on the Injured Reserve List and continues to be disabled and unable to perform his duties as a hockey Player by reason of the same injury at the time he reports to the Club's Training Camp in the next League Year, will again be eligible to be placed on the Club's Injured Reserve List. For any other Player who fails the Club's initial physical examination in any League Year, or is injured, ill or disabled while not on the Club's Active Roster, he shall not be eligible for, and may not be placed on, Injured Reserve, but instead shall be eligible to be, and may be designated as, Injured Non-Roster.
- Once a Player is placed on the Injured Reserve List, the Club may replace said Player on its NHL Active Roster with another Player, and during such period of his designation as an Injured Reserve Player he will not count against the Club's Active Roster limit, provided, however, that the Injured Reserve Player's Player Salary and Bonuses and his replacement's Player Salary and Bonuses are each included in calculating a Club's Actual Club Salary and Averaged Club Salary, and the Players' Share of the Team Payroll Range System.

REGULAR SEASON WAIVERS

For purposes of Regular Waivers, the five (5) year exemption for an 18-year-old skater and the four (4) year exemption for a 19-year-old skater shall both be reduced to three (3) years commencing the first season that the 18- or 19-year-old skater plays in eleven (11) NHL Games or more. The next two (2) seasons, regardless of whether the skater plays any NHL Games in either season, shall count as the second and third years toward satisfying the exemption.

For purposes of Regular Waivers, the six (6) year exemption for an 18-year-old goalie and the five (5) year exemption for a 19-year-old goalie shall both be reduced to four (4) years commencing the first season that the 18- or 19-year-old goalie plays in eleven (11) NHL Games or more. The next three (3) seasons, regardless of whether the goalie plays any NHL games in any of those three (3) seasons, shall count as the next three (3) years toward satisfying the exemption.

The first season in which a Player who is age 20 or older plays in one (1) or more Professional Games shall constitute the first year for calculating the number of years he is exempt from Regular Waivers.

A Player 25-years-old or older who plays in one (1) or more Professional Games in any season shall be exempt from Regular Waivers for the remainder of that season.

For Players age 20 or older, Professional Games include NHL Games, all minor league regular season and playoff games and any other professional games, including but not limited to, play in European leagues when Player is on Loan to such club, and while Player is party to an SPC.

TIE-BREAKING PROCEDURES

If two or more clubs are tied in points during the regular season, the standing of the clubs is determined in the following order:

1. The fewer number of games played (i.e., superior points percentage).
2. The greater number of games won, excluding games won in a Shootout. This figure is reflected in the ROW column in the League standings.
3. The greater number of points earned in games between the tied clubs. If two clubs are tied, and have not played an equal number of home games against each other, points earned in the first game played in the city that had the extra game shall not be included. If more than two clubs are tied, the higher percentage of available points earned in games among those clubs, and not including any "odd" games, shall be used to determine the standing.
4. The greater differential between goals for and against for the entire regular season. (A victory in a Shootout counts as one goal for, while a shootout loss counts as one goal against).

23-MAN ROSTER

There shall be a maximum of twenty-three (23) Players on each Club's Active Roster at any one time, provided, however, that, on the date of each season's Trade Deadline, a Club's Active Roster may be increased to any number of Players the Club, in its discretion, so determines, subject to the Team Payroll Range System.

NHL KEY DATES

DECEMBER 2020

- 31 Training camps open for seven Clubs that did not participate in the resumption of play for the 2019-20 season (Anaheim, Buffalo, Detroit, Los Angeles, New Jersey, Ottawa, San Jose)

JANUARY 2021

- 3 Training camps open for the remaining 24 teams
- 13 2020-21 regular season begins

FEBRUARY 2021

MARCH 2021

APRIL 2021

- 12 Trade deadline (3 p.m. ET)

MAY 2021

- 8 Last day of regular season
- 11 Stanley Cup Playoffs begin

JUNE

JULY

- 9* Last possible day of Stanley Cup Final
- 17 Deadline for Protection Lists for Expansion Draft (5 p.m. ET)
- 21 Expansion Draft for Seattle Kraken (8 p.m. ET)
- 23 Round 1 of NHL Draft
- 24 Rounds 2-7 of NHL Draft
- 28 Restricted Free Agent/Unrestricted Free Agent signing period begins (12 p.m. ET)

**subject to adjustment*

Abduction: Movement of a joint away from the center of the body.

AC Joint (Acromioclavicular joint): Joint of the shoulder where acromion process of the shoulder blade and the distal end of the collarbone meet; most shoulder separations occur at this point.

Adduction: Movement of a joint toward the center of the body.

Adhesion: Abnormal adherence of collagen fibers to surrounding structures during immobilization following trauma or as a complication of surgery which restricts normal elasticity of the structures involved; or scar tissue which forms after trauma or surgery which can restrict normal motion.

Aerobic: Exercise in which energy needed is supplied by oxygen inspired and is required for sustained periods of vigorous exercise with a continually high pulse rate.

Anabolic Steroids: Steroids that promote tissue growth by creating protein in an attempt to enhance muscle growth. The main anabolic steroid is testosterone (male sex hormone).

Anaerobic: Exercise without the use of oxygen as an energy source; short bursts of vigorous exercise.

Anterior Cruciate Ligament (ACL): A primary stabilizing ligament within the center of the knee joint that prevents hyperextension and excessive rotation of the joint. A complete tear of the ACL necessitating reconstruction could require up to 12 months of rehabilitation.

Anti Inflammatory: Any agent which prevents inflammation, such as aspirin or ibuprofen.

Arteriogram: A film demonstrating arteries after injection of a dye.

Arthrogram: X ray technique for joints using air and/or dye injected into the affected area; useful in diagnosing meniscus tears of the knee and rotator cuff tears of the shoulder.

Arthroscope: An instrument used to visualize the interior of a joint cavity.

Arthroscopy: A surgical examination of the internal structures of a joint by means of observation through an arthroscope. An arthroscopic procedure can be used to remove or repair damaged tissue or as a diagnostic procedure in order to inspect the extent of any damage or confirm a diagnosis.

Atrophy: To shrivel or shrink from disuse; as in muscular atrophy.

Baker's Cyst: Localized swelling of a bursa sac in the back of the knee as a result of fluid that has escaped from the knee capsule. A Baker's cyst indicates that there is a trauma inside the knee joint that leads to excessive fluid production.

Bone Scan: An imaging procedure in which a radioactive labeled substance is injected into the body to determine the status of a bone injury. If the radioactive substance is taken up by the bone at the injury site, the injury will show as a 'hot spot' on the scan image. The bone scan is particularly useful in the diagnosis of stress fractures.

Bursa: A fluid filled sac located in areas where friction is likely to occur. The bursa sac minimizes the friction, for example, between a tendon and bone.

Cartilage: Smooth, slippery substance preventing two ends of bones from rubbing together and grating. Most joints use this to cover bones next to each other. A meniscus is made of cartilage.

CAT Scan (Computerized Tomography): Use of a computer to produce a cross-sectional view of the anatomical part being investigated from x ray data.

Chondromalacia: Roughening of the articular cartilage. Best known for the roughening of the underside of the kneecap, which can occur in any kneecap injury.

Clavicle: Collarbone; the bone connecting the breastbone with the shoulder blade.

Closed Reduction: Re-alignment of a fracture or dislocation without surgery.

Coccyx: The 'tailbone,' a group of four vertebrae that are fused together to form a small triangular bone, located at the terminal end of the spine.

Concussion: Jarring injury of the brain resulting in dysfunction. It can be graded as mild, moderate or severe, depending on loss of consciousness, amnesia and loss of equilibrium.

Contusion: An injury to a muscle and tissues caused by a blow from a blunt object.

Corticosteroids: Used to suppress joint inflammation and inflammation in a bursa or near tendons.

Cryotherapy: A treatment with the use of cold.

Cyst: Abnormal sac containing liquid or semi solid matter.

Degenerative Joint Disease: Changes in the joint surfaces as a result of repetitive trauma and 'wear and tear'.

Deltoid Ligament: Ligament that connects the tibia to bones of the medial aspect of the foot and is primarily responsible for stability of the ankle on the medial side. Is sprained less frequently than other ankle ligaments.

Deltoid Muscle: Muscles at the top of the arm, just below the shoulder, responsible for shoulder motions in the front, side and back.

Disc, Intervertebral: A flat, rounded plate between each vertebrae of the spine. The disc consists of a thick fiber ring which surrounds a soft gel like interior. It functions as a cushion and shock absorber for the spinal column.

Dislocation: Complete displacement of joint surfaces.

Electromyogram (EMG): Test to determine nerve function.

Epicondylitis: Inflammation of tendons at the elbow due to overuse. Common in tennis players (outer part of elbow) and golfers (inner part of elbow).

Etiology: Study of the cause of injury and disease.

Extension: Action of straightening of a joint as achieved by an extensor muscle.

Fascia: A connective tissue sheath consisting of fibrous tissue and fat which unites the skin to the underlying tissue.

Fat Percentage: The amount of body weight that is adipose, fat tissue. Fat percentage can be calculated by underwater weighing, measuring select skinfold thickness or by analyzing electrical impedance.

Femur: Thighbone; longest bone in the body.

Fibula: Smaller of the two bones in the lower leg; runs from the knee to the ankle along the outside of the lower leg.

Flexibility: The ability of muscle to relax and yield to stretch forces.

Fracture: Breach in continuity of a bone. Types of fractures include simple, compound, comminuted, greenstick, incomplete, impacted, longitudinal, oblique, open, stress or transverse.

Glenohumeral: The shoulder girdle; consists of the glenoid capsule, head of the humerus and labrum.

Glenoid: Cavity of the scapula into which the head of the humerus fits to form the shoulder girdle.

Glenoid Labrum: A rim of fibrocartilaginous tissue attached around the margin of the glenoid fossa.

Grade One Injury: A mild injury in which ligament, tendon or other musculoskeletal tissue may have been stretched, but not torn or otherwise disrupted.

Grade Two Injury: A moderate injury in which musculoskeletal tissue has been partially, but not totally torn, causing appreciable limitation in function of the injured tissue.

Grade Three Injury: A severe injury in which tissue loss has been significant, and in many cases, totally torn or otherwise disrupted, causing a virtual loss of function.

Groin: Junction of the thigh and abdomen, location of muscles that rotate, flex and adduct the hip.

Hammer Toe: Condition when the first digit of a toe is at a different angle than the remaining digits of the same toe.

Hamstring: Category of muscle that runs from the buttocks to the knee along the back of the thigh. It functions to flex the knee and is often times injured as a result of improper conditioning or lack of muscle flexibility.

Hemarthrosis: Accumulation of blood within a joint as a result of an acute injury.

Hematoma: Mass produced by an accumulation of coagulated blood in a cavity or in soft tissues.

High Ankle Sprain: Disruption of thick connective tissue between the tibia and fibula above the ankle joint.

Hip Pointer: Contusion to the iliac crest.

Hydrotherapy: Treatment using water.

Hyperextension: Extreme extension of a limb or body part.

Ice and Stimulation: Use of ice to reduce inflammation and muscle stimulation by surface electrodes to maintain muscle strength used in rehabilitation of injury.

Iliotibial Band: A thick, wide fascial layer that runs from the iliac crest to the knee joint on the outside of the thigh.

Inflammation: The body's natural response to injury in which the injury site might display various degrees of pain, swelling, heat, redness and/or loss of function.

Isometric Contraction: Muscular contraction in which tension is developed but no mechanical work is done.

Labrum (Labrum Glenoidale): The cartilage of the glenoid cavity in the shoulder. A lip edged or lip like structure.

Lateral Collateral Ligament (LCL): Ligament of the knee along the outer aspect that connects the femur to the fibula. It provides lateral stability to the joint.

Ligament: Band of fibrous tissue that connects bone to bone or bone to cartilage and supports and strengthens joints.

Magnetic Resonance Imaging (MRI): Imaging procedure in which a radio frequency pulse causes certain electrical elements of the injured tissue to react to this pulse and through this process a computer display and permanent film establish a visual image. MRI does not require radiation and is very useful in the diagnosis of soft tissue, disc and meniscus injuries.

Mandible: Jaw bone.

Medial Collateral Ligament (MCL): Ligament of knee along the inner aspect that connects the femur to the tibia.

Meniscus: Crescent-shaped cartilage, usually pertaining to the knee joint; also known as cartilage. There are two menisci in the knee: medial and lateral. These work to absorb weight within the knee and provide stability.

Metacarpals: Five long bones of the hand, joining the fingers to the wrist.

Metatarsals: Five long bones of the foot, running from the ankle to the toes.

Myositis: Inflammation of a muscle.

Open Reduction: Re-alignment of a fracture or dislocation with surgery.

Orthotic: Any device applied to or around the body of physical impairment of disability. Commonly used to control foot mechanics.

Osteochondritis Dessicans: A piece of bone and/or cartilage loosened from its attachment after trauma and a cause of a lesion.

Osteomyelitis: An inflammatory disease of bone caused usually by infection with streptococcus or staphylococcus bacteria.

Patella: The kneecap. The patella functions to protect the distal end of the femur as well as increase the mechanical advantage and force generating capacities of the quadriceps muscle group.

Plantar Fasciitis: Inflammation of the plantar (a thick tissue on the bottom of the foot which helps create the arch) fascia; associated with overuse or acute foot injury.

Posterior Cruciate Ligament (PCL): A primary stabilizing ligament of the knee that provides significant stability and prevents displacement of the tibia backward within the knee joint. A complete tear of this ligament necessitating reconstruction could require up to 12 months of rehabilitation.

Quadricep Muscles: A group of four muscles of the front thigh that run from the hip and form a common tendon at the patella; they are responsible for knee extension.

Radius: Bone in the forearm from elbow to the thumb side of the wrist.

Reconstruction: Surgical rebuilding of a joint using natural, artificial or transplanted materials.

Rotator Cuff: Comprised of four muscles in the shoulder area that can be irritated by overuse. The muscles are the supraspinatus (most commonly injured), infraspinatus, teres minor and subscapularis.

Sacroiliac: Junction of the sacrum, the lower back bone, with the pelvis.

Sacrum: Group of five fused vertebrae located just below the lumbar vertebrae of the lower back, which form part of the pelvis.

Scapula: Shoulder blade.

Sciatica: Irritation of the sciatic nerve resulting in pain or tingling running down the inside of the leg.

Sciatic Nerve: Major nerve that carries impulses for muscular action and sensations between the low back and thigh and lower leg; it is the longest nerve in the body.

Shin Splint: A catch all syndrome describing pain in the shin that is not a fracture or tumor and cannot be defined otherwise.

Spleen: Large, solid organ responsible for the normal production and destruction of blood cells located under the left rib cage.

Spondylosis: Abnormal vertebral fixation or immobility, or a general term for arthritis of the spine.

Sprain: Injury resulting from the stretching or twisting of the joint and causes various degrees of stretching or tearing of a ligament or other soft tissue at the joint.

Strain: Injury resulting from a pulling or torsion to the muscle or tendon that causes various degrees of stretching or tearing to the muscle or tendon tissue.

Stress Fracture: A hair line type of break in a bone. Caused by overuse.

Subluxation: Partial dislocation of a joint. The term usually implies that the joint can return to a normal position without formal reduction.

Synovial Fluid: Lubricating fluid for joints and tendons, produced in synovium, or the inner lining of a joint.

Synovitis: Inflammation of the synovial lining of a joint.

Talus: The ankle bone that articulates with the tibia and fibula to form the ankle joint.

Tarsals: Group of seven bones of the foot consisting of the calcaneus, talus, cuboid and three cuneiform bones.

Tendinitis: Inflammation of the tendon and/or tendon sheath, caused by chronic overuse or sudden injury.

Tendon: Tissue that connects muscle to bone.

Tenosynovitis: Swelling or inflammation of a tendon sheath caused by calcium deposits, repeated strain or trauma.

Tibia: Shin bone; larger of the two bones of the lower leg and is the weight bearing bone of the shin.

Transcutaneous Electrical Nerve Stimulator (TENS): An electrical modality that sends a mild current through pads at the injury site which stimulates the brain to release the natural analgesic endorphin.

Transverse Process: Small lateral projection off the right and left side of each vertebrae that functions as an attachment site for muscles and ligaments of the spine.

Triceps: Muscle of the back of the upper arm, primarily responsible for extending the elbow.

Ulna: Inner bone of the forearm that runs from the tip of the elbow to the little finger side of the wrist.

Ulnar Nerve: Nerve in the elbow commonly irritated from excessive throwing.

Ultrasound: An electrical modality that transmits a sound wave through an applicator into the skin to the soft tissue in order to heat the local area for relaxing the injured tissue and/or disperse edema... Also a type of imaging study for certain body areas.

"Wind Knocked Out": Syndrome describing a contraction of the abdominal nerve trunk, the solar plexus, as a result of an abdominal contusion.

HOW TO FIGURE

**NOTE: No individual skater/goaltender statistics apply for the shootout*

ASSIST:	An assist is awarded to the player or players (maximum of two) who touched the puck prior to the goal, provided no defender plays or possesses the puck in between.
GAME PLAYED:	A player receives credit for playing in a game if: i) he steps on the ice during time played or; ii) serves any penalty.
GAME-WINNING GOAL:	After the final score has been determined, the goal which leaves the winning Club one goal ahead of its opponent is the game-winning goal (example: if Team A beats Team B 8-3, the player scoring the fourth goal for Team A receives credit for the game-winning goal).
GOAL:	A goal is awarded to the last player on the scoring Club to touch the puck prior to the puck entering the net.
GOALS-AGAINST AVERAGE:	Multiply goals allowed (GA) by 60 and divide by minutes played (MINS).
GOALTENDER:	A goaltender receives a "W" for a win in regulation, overtime or shootout; an "L" for a loss in regulation; or an "OT" for a loss in overtime or shootout.
PENALTY-KILLING PCT.:	Subtract total number of power-play goals allowed from total number of shorthanded situations to get total number of power-plays killed. Divide the total number of power-plays killed by the total number of shorthanded situations.
PLUS-MINUS:	A player receives a "plus" if he is on the ice when his Club scores an even-strength or shorthand goal. He receives a "minus" if he is on the ice for an even-strength or shorthand goal scored by the opposing Club. The difference in these numbers is considered the player's plus-minus statistic.
POWER-PLAY GOAL:	<p>A goal scored by a Club while it has a manpower advantage due to an opponent's penalty. Following are some examples of what is and is not considered a power-play goal:</p> <ul style="list-style-type: none">• if a Club has an advantage on a minor penalty starting at 2:02 of the period and it scores at 4:02, the goal is not a power-play goal.• if a Club scores on a delayed penalty, the goal is not a power-play goal.• if a Club has an advantage due to a five-minute major or match penalty, that Club is always credited with having one more advantage than the number of power-play goals it scores during that advantage, because the penalty does not expire. A new advantage begins after each power-play goal. For example, if Team A scores three goals during a major penalty, it is credited with four advantages.• if a Club is on a power-play for any length of time, it is considered to have had an advantage.• if a minor penalty is incurred by a Club on a power-play due to a major penalty, a new advantage is given to that Club when its minor penalty expires, provided the opponent's major penalty is still in effect.
POWER-PLAY PERCENTAGE:	Total number of power-play goals divided by total number of power-play opportunities.
SAVE PERCENTAGE:	Subtract goals allowed (GA) from shots against (SA) to determine saves. Then divide saves by shots-against.
SHOOTING PERCENTAGE:	Divide the number of goals scored by the number of shots taken.
SHORTHANDED GOAL:	A goal scored by a Club while it is at a manpower disadvantage. The same cases apply for shorthand as for power-play goals, but in the opposite manner.
SHOT ON GOAL:	If a player shoots the puck with the intention of scoring and if that shot would have gone in the net had the goaltender not stopped it, the shot is recorded as a "shot on goal".
SHUTOUT:	If two goaltenders combine for a shutout, neither receives credit for the shutout. Instead it is recorded as a Club shutout.
TENTHS OF A SECOND:	If a penalty or goal occurs in the last minute, the time is rounded off to the previous second (ex: if a penalty is called with 12.4 seconds left in a period, the time is indicated as 19:47 and not 19:48.)
COACHES RECORD:	A coach receives a "W" for a win in regulation, overtime or shootout; an "L" for a loss in regulation; or an "OT" for a loss in overtime or shootout.

JANUARY

SUN	MON	TUE	WED	THU	FRI	SAT
					1	2
3	4	5	6	7	8	9
10	11	12	13	DET 7:30 14	15	DET 7:00 16
17	NSH 8:00 18	NSH 8:00 19	20	FLA 7:00 21	22	FLA 1:00 23
24	25	TB 7:00 26	27	TB 7:00 28	29	DAL 7:00 30
DAL 5:00 31						

FEBRUARY

SUN	MON	TUE	WED	THU	FRI	SAT
	1	CHI 8:00 2	3	CHI 8:00 4	5	6
CBJ 3:00 7	CBJ 7:00 8	9	10	DAL 8:30 11	12	DAL 8:00 13
14	15	CBJ 7:00 16	17	18	CHI 7:00 19	CHI 7:00 20
21	TB 7:00 22	23	24	TB 7:00 25	26	FLA 7:00 27
28						

MARCH

SUN	MON	TUE	WED	THU	FRI	SAT
	FLA 7:00 1	2	3	DET 7:00 4	5	6
7	8	NSH 7:00 9	10	NSH 7:00 11	12	13
DET 5:00 14	15	DET 7:30 16	17	CBJ 7:00 18	19	CBJ 7:00 20
21	CBJ 7:00 22	23	24	CBJ 7:00 25	26	TB 7:00 27
TB 5:00 28	29	CHI 7:30 30	31			

APRIL

SUN	MON	TUE	WED	THU	FRI	SAT
				CHI 8:00 1	2	DAL 7:00 3
DAL 7:00 4	5	FLA 7:00 6	7	FLA 7:00 8	9	DET 7:00 10
11	DET 7:00 12	13	14	NSH 7:00 15	16	NSH 7:00 17
18	TB 7:00 19	TB 7:00 20	21	FLA 7:00 22	23	FLA 7:00 24
25	DAL 7:30 26	DAL 8:30 27	28	DET 7:00 29	30	

MAY

SUN	MON	TUE	WED	THU	FRI	SAT
						CBJ 7:00 1
2	CHI 7:00 3	CHI 7:00 4	5	6	NSH 8:00 7	NSH 8:00 8



 HOME  AWAY

99.9 

 CAROLINAS



Broadcast times are subject to change.



CAROLINA HURRICANES