



# ALWAYS ON THE CLOCK

**ARIZONA CARDINALS**  
2019 MEDIA GUIDE



# 2019 SEASON SCHEDULE

## PRESEASON

PS // 1

VS



**CHARGERS**

THUR // AUG 8  
7:00 PM

PS // 2

VS



**RAIDERS**

THUR // AUG 15  
5:00 PM+

PS // 3

AT



**VIKINGS**

SAT // AUG 24  
10:00 AM

PS // 4

AT



**BRONCOS**

THUR // AUG 29  
6:00 PM

## REGULAR SEASON

WK // 1

VS



**LIONS**

SUN // SEP 8  
1:25 PM

WK // 2

AT



**RAVENS**

SUN // SEP 15  
10:00 AM

WK // 3

VS



**PANTHERS**

SUN // SEP 22  
1:05 PM

WK // 4

VS



**SEAHAWKS**

SUN // SEP 29  
1:05 PM

WK // 5

AT



**BENGALS**

SUN // OCT 6  
10:00 AM\*

WK // 6

VS



**FALCONS**

SUN // OCT 13  
1:05 PM\*

WK // 7

AT



**GIANTS**

SUN // OCT 20  
10:00 AM\*

WK // 8

AT



**SAINTS**

SUN // OCT 27  
10:00 AM\*

WK // 9

VS



**49ERS**

THUR // OCT 31  
5:20 PM#

WK // 10

AT



**BUCCANEERS**

SUN // NOV 10  
11:00 AM\*

WK // 11

AT



**49ERS**

SUN // NOV 17  
2:05 PM\*

WK // 13

VS



**RAMS**

SUN // DEC 1  
2:05 PM\*

WK // 14

VS



**STEELERS**

SUN // DEC 8  
2:25 PM\*

WK // 15

VS



**BROWNS**

SUN // DEC 15  
2:05 PM\*

WK // 16

AT



**SEAHAWKS**

SUN // DEC 22  
2:25 PM\*

WK // 17

AT



**RAMS**

SUN // DEC 29  
2:25 PM\*

BYE WEEK: 12 | ALL TIMES MST (ARIZONA)

+ ESPN; #FOX/NFL NETWORK | \*SUBJECT TO FLEXIBLE SCHEDULING DECISIONS





## TABLE OF CONTENTS

### CARDINALS STAFF

Directory, Cardinals Staff . . . . .	3-4
Bidwill, William V. (Bio) . . . . .	5
Bidwill, Michael J. (Bio) . . . . .	6-8
Minegar, Ron (Bio) . . . . .	9
Keim, Steve (Bio) . . . . .	10-11
Kingsbury, Kliff (Bio) . . . . .	12-14
Coaches, Assistant (Bios) . . . . .	15-37
Personnel/Scouting Staff (Bios) . . . . .	38-46
Athletic Training/Equipment/Video (Bios) . . . . .	47-48
Staff Photos . . . . .	49-52

### THE PLAYERS

Player Bios, 2019 . . . . .	53-188
-----------------------------	--------

### 2018 IN REVIEW

Final Statistics, 2018 . . . . .	190-191
Defensive Statistics/Summaries 2018 . . . . .	192-194
Starting Lineups, 2018 . . . . .	195
Game-By-Game Offense/Defense, 2018 . . . . .	196-197
Game Summaries, 2018 . . . . .	198-205
Player Participation, 2018 . . . . .	206-207
Miscellaneous Stats, 2018 . . . . .	208

### RECORDS

Rushing Yards, Single-Game Bests . . . . .	210-211
Passing Yards, Single-Game Bests . . . . .	211
Receiving Yards, Single-Game Bests . . . . .	212
Sacks, Single-Game Bests . . . . .	212
Longest Runs . . . . .	212
Longest Pass Plays . . . . .	212-213
Longest Punts . . . . .	213
Longest Punt Returns . . . . .	213
Longest Kickoff Returns . . . . .	214
Longest Interception Returns . . . . .	214
Longest Fumble Returns . . . . .	214
100-Yard Rushing Games . . . . .	214-215
100-Yard Receiving Games . . . . .	216-218
300-Yard Passing Games . . . . .	219-220
Scoring, Individual Records . . . . .	220-221
Rushing, Individual Records . . . . .	222
Passing, Individual Records . . . . .	223-224
Receiving, Individual Records . . . . .	224
Combined Yardage, Individual Records . . . . .	225
Interceptions, Individual Records . . . . .	225
Sacks, Individual Records . . . . .	226
Punting, Individual Records . . . . .	226
Punt Returns, Individual Records . . . . .	227
Kickoff Returns, Individual Records . . . . .	227-228
Fumbles, Individual Records . . . . .	228
Longevity, Individual Records . . . . .	228
Biggest Comebacks, Team Records . . . . .	229-231

Scoring, Team Records . . . . .	232
First Downs, Team Records . . . . .	233
Total Yards, Team Records . . . . .	233
Rushing, Team Records . . . . .	233
Passing, Team Records . . . . .	233-234
Interceptions, Team Records . . . . .	234
Penalties, Team Records . . . . .	234
Punting, Team Records . . . . .	234
Punt Returns, Team Records . . . . .	235
Kickoff Returns, Team Records . . . . .	235
Fumbles, Team Records . . . . .	235
Miscellaneous, Team Records . . . . .	235
Cardinals In The Playoffs . . . . .	236
Postseason Records, Individual . . . . .	236-237
Postseason Records, Team . . . . .	237-238
Playoff Game Summaries (1988-present) . . . . .	239-244

### HISTORY

History of Franchise . . . . .	246-250
All-time Roster, Alpha/Numerical . . . . .	251-267
Retired Jerseys . . . . .	268
Annual Results . . . . .	269
All-time Results/Stats, Year-By-Year . . . . .	270-328
Preseason Results, All-Time . . . . .	329-332
Team-By-Team Results . . . . .	333-338
Statistical Leaders, Year-By-Year . . . . .	339-343
Turnover Differentials, Year-By-Year . . . . .	344
Shutouts (Cardinals And Opponents) . . . . .	345
Two-Point Conversions, All-Time . . . . .	346
Defensive/Special Teams Touchdowns, All-Time . . . . .	347-348
Quarterback Information, All-Time . . . . .	349
Prime Time Games/Thanksgiving Games . . . . .	350-351
Hottest/Coldest Games . . . . .	351
Head Coaches, All-Time . . . . .	352
Assistant Coaches, All-Time . . . . .	352-353
Ring Of Honor Inductees . . . . .	354-356
Pro Bowl Information . . . . .	357-358
Player Of The Week Selections . . . . .	359
Overtime Games . . . . .	360
Postseason Awards . . . . .	361-363
First-Round Choices, All-Time . . . . .	364
Draft History, All-Time . . . . .	364-370

### MISCELLANEOUS

Cardinals Charities . . . . .	372-373
Cardinals In The Community . . . . .	374-375
About State Farm Stadium . . . . .	376-381
State Farm Stadium Seating/Parking . . . . .	382-383
State Farm Stadium Economic Impact . . . . .	384
Cheerleaders/Big Red . . . . .	385
Broadcasting Information . . . . .	386-387
NFL PR Contacts . . . . .	388
Cardinals "Flight Plan" Series . . . . .	389



## CARDINALS DIRECTORY

### EXECUTIVE STAFF

William V. Bidwill	Owner
Michael J. Bidwill	President
Steve Keim	General Manager
Ron Minegar	Executive Vice President/ Chief Operating Officer
Greg Lee	Chief Financial Officer
David Koeninger	General Counsel
Melissa Gaspard	Executive Assistant/Paralegal
Brittany Neuheisel	Assistant to the President

### COACHING STAFF

Kliff Kingsbury	Head Coach
Kliff Rodgers	Asst. Head Coach/Special Teams Coordinator
Vance Joseph	Defensive Coordinator
Tom Clements	Pass Game Coordinator/QBs
Chris Achuff	Assistant Defensive Line
Peter Badovinac	Assistant Wide Receivers
Charlie Bullen	Assistant Linebackers
Bill Davis	Linebackers
Rob Grosso	Defensive Quality Control
Steve Heiden	Tight Ends
Sean Kugler	Offensive Line
Randall McCray	Assistant Special Teams
Rusty McKinney	Defensive Assistant
Buddy Morris	Strength & Conditioning
Brian Natkin	Assistant Offensive Line
David Raih	Wide Receivers
Marcus Robertson	Defensive Backs
James Saxon	Running Backs
Don Shumpert	Bill Bidwill Fellowship/RBs
Vernon Stephens	Assistant Strength & Conditioning
Cameron Turner	Offensive Assistant
Spencer Whipple	Offensive Quality Control
Greg Williams	Cornerbacks

### PLAYER PERSONNEL

Quentin Harris	Director, Player Personnel
Dru Grigson	Assistant Director, Player Personnel
Terry McDonough	Senior Personnel Executive
Adrian Wilson	Director, Pro Scouting
Chris Culmer	Director, College Scouting
Luke Palko	Eastern Regional Scout
Josh Scobey	Western Regional Scout
Zac Canty	Area Scout
Alfonza Knight	Area Scout
Keegan Leyrer	Area Scout
John Mancini	Area Scout
Darius Vinnett	Area Scout
Nathan DiGregorio	Pro Scout
Glen Fox	Pro Scout
Ryan Gold	College Scouting Coordinator
Zach Devlin	Scout
Andrew Caskin	Scouting Assistant
Chad Jenkins	Scouting Assistant

### FOOTBALL OPERATIONS

Matt Caracciolo	Director, Football Operations
Matt Harris	Director, Football Administration
Kenny Bell	Assistant to the Head Coach
Evan Lodder	Sports Science Coordinator
Charlie Adkins	Coordinator, Football Research & Analytics
Andrew Steele	Football Operations Assistant
Sam Bennett	Coaching Assistant
Stacey Weber	Director, Culinary Operations
Matt Carvalho	Executive Chef
Tara Weston	Team Chef

Kristian Pena	Team Chef
Jessica Bichler	Team Nutritionist
Taylor Mogel	Corporate Nutrition Manager
Carter Tambllyn	Director, Football Systems
Heather Goldade	Systems Developer
Kevin Jordan	Football Analytics Assistant
Meredith Manley	Football Analytics Assistant
Scott Phillipy	Chief Engineer/Building Operation Manager
Jose Silva	Maintenance Technician
Anthony Esparza	Maintenance Technician

### ATHLETIC TRAINING/MEDICAL

Tom Reed	Head Athletic Trainer
Dr. David Hines	Assistant Athletic Trainer/Physical Therapist
Chad Cook	Assistant Athletic Trainer
Jeff Herndon	Assistant Athletic Trainer
Dr. Wayne Kuhl	Head Team Physician (Internist)
Dr. Jeff Nebelsieck	Team Physician (Internist)
Dr. Gary Waslewski	Lead Team Orthopedist
Dr. Doug Freedberg	Team Physician (Orthopedist)
Dr. Sheldon Martin	Team Physician (Orthopedist)
Dr. Destin Hill	Team Physician (Sports Medicine)
Curtis Maynard, DC	Team Chiropractor
Dr. Randall Porter	Team Neurosurgeon
Dr. Paul Petelin, Jr.	Team Ophthalmologist
Dr. Michael Zacher	Team Dentist
Dan Blackwood, PhD	Neuro-Psychologist
Andrew Chavkin, DC	Chiropractor/Active Release
Brett Fischer	Physical Therapist Consultant
Dr. Rahsaan Lindsey	Psychiatrist
Dr. Jeoffrey Drobot	Naturopathic Physician
Dr. Christopher Yeung	Orthopedic Spine Specialist
Dr. Marc Stirckland	Sports Psychologist

### EQUIPMENT

Mark Ahlemeier	Equipment Manager
Steve Christensen	Asst. Equipment Manager
Jeff Schwimmer	Asst. Equipment Manager
Parker Brown	Asst. Equipment Manager

### VIDEO

Jeff Wallo	Video Director
Craig Norgren	Assistant Video Director
Spencer Missioreck	Video Assistant
Shelby Meyer	Video Assistant

### COMMUNITY RELATIONS

Horace Raymond	Director, Community Relations
Mo Streety	Manager, Youth Football
Adam Richman	Community Relations/Alumni Program Coordinator
Estelle Moreno	Administrative Assistant

### FINANCE

Teresa Miller	Director, Financial Planning & Analysis
Christine Harms	Controller
Kara Primack	Director, Finance Database Development & Analytics
Emilee Reese	Senior Accounting Manager
Carol Benjamin	Payroll/Hiring & Benefits Administrator
Kaitlyn Drenner	Manager, Finance Database & Budget Analysis
Veronica Castro	Senior Accountant
Thedra Dunbar	Staff Accountant
Tiffany Hayden	Accounts Payable
D'Ann Jordan	Executive Assistant
Melissa Anderson	Alumni Benefits Manager
Marie Miller	Receptionist





## INFORMATION TECHNOLOGY

Mark Feller . . . . . Vice President, Technology  
 James Novy . . . . . Network Server Administrator  
 Shannon Morrisette . . . . . Network Security Administrator  
 Teresa Le . . . . . Network Administrator  
 Matthew Montes . . . . . IT Specialist  
 Nathan Lee . . . . . Stadium Support Technician  
 Tim Carlson . . . . . Technical Support Specialist

## MEDIA RELATIONS

Mark Dalton . . . . . Senior Vice President, Media Relations  
 Chris Melvin . . . . . Director, Media Relations  
 Mike Helm . . . . . Manager, Media Relations  
 Imani Suber . . . . . Media Relations Coordinator  
 Chase Russell . . . . . Media Relations Coordinator

## OPERATIONS & MAINTENANCE

Tony Pereira . . . . . Vice President, Stadium Operations  
 Lacey Probst . . . . . Manager, Stadium Operations  
 Andrew Levy . . . . . Turf Director  
 Adam Jones . . . . . Assistant Turf Manager  
 Tim Johnston . . . . . Assistant Turf Manager  
 Abe Casillas . . . . . Assistant Turf Manager

## PLAYER DEVELOPMENT

Anthony Edwards . . . . . Senior Director, Player Development

## MARKETING

Lisa Manning . . . . . Senior Vice President, Marketing  
 Tim Beach . . . . . Senior Director, Game Entertainment  
 and Special Events  
 Darren Urban . . . . . Director, Editorial Content / Senior Writer  
 Angie Baker . . . . . Director, Cardinals Cheerleaders  
 Bill Clark . . . . . Director, Consumer Insights  
 Zach Galia . . . . . Director, Social Media  
 Orlando Avila . . . . . Senior Manager, Marketing  
 and Broadcast Services  
 Rolando Cantu . . . . . Manager, International Business Ventures  
 Mike Chavez . . . . . Manager, Creative Services  
 Jesse Aranda . . . . . Coordinator, Social Media  
 Derrick Spencer . . . . . Coordinator, Social Media  
 Nick Erikson . . . . . Coordinator, Fan Development & Loyalty  
 Taylor Homes . . . . . Coordinator, Marketing  
 and Broadcast Services  
 Sandy McAfee . . . . . Coordinator, Digital Platforms  
 Kyle Odegard . . . . . Coordinator, Digital Content/Staff Writer  
 Amy Robinson . . . . . Coordinator, Creative Services  
 Eben Sawilchik . . . . . Coordinator, Game Entertainment  
 and Special Events  
 Jackson Sipes . . . . . Coordinator, Digital Graphics

## BROADCASTING

Tim DeLaney . . . . . Vice President, Broadcasting/Digital Content  
 Jim Omohundro . . . . . Senior Manager/Producer, Broadcasting  
 Richard Mendez . . . . . Senior Manager/Producer, Broadcasting  
 Jonathan Hayward . . . . . Senior Producer, Broadcasting  
 Lisa Matthews . . . . . Multimedia Producer/Reporter  
 Dan Nettles . . . . . Broadcast Editor/Coordinator  
 Grant Greeley . . . . . Broadcast Coordinator/Producer  
 Graysen Choy . . . . . Broadcast/Digital Content Coordinator  
 Javier Rodriguez . . . . . Bi-lingual Content Producer  
 Dave Pasch . . . . . Radio Play-by-Play Announcer  
 Ron Wolfley . . . . . Radio Analyst

Gabriel Trujillo . . . . . Spanish Radio Play-by-Play  
 Announcer/Producer  
 Paul Calvisi . . . . . Reporter/Host, Broadcasting  
 Mike Jurecki . . . . . Broadcast/Digital Content Correspondent  
 Craig Grialou . . . . . Broadcast/Digital Content Correspondent

## SCOREBOARD

Michael Conner . . . . . Director, Videoboard & Event Production  
 Shane Gavin . . . . . Event & Systems Engineer  
 Chris Calandro . . . . . Event & Systems Audio Engineer  
 Amanda Flanagan . . . . . Production Manager  
 Aaron O'Brien . . . . . Senior Event Producer

## BUSINESS DEVELOPMENT

Steve Ryan . . . . . Senior Vice President, Business Development  
 Mike Jaquinta . . . . . Vice President, Business Development  
 Scott Coleman . . . . . Vice President, Partner Service & Activation  
 John Misch . . . . . Senior Manager, Business Development  
 Sean Ferretti . . . . . Manager, Business Development  
 Todd Santino . . . . . Manager, Business Development  
 Elizabeth Yeast . . . . . Senior Manager, Partner Service  
 and Activation  
 Michelle Speer . . . . . Executive, Partner Service & Activation  
 Jonathan Hidalgo . . . . . Coordinator, Partner Service & Activation  
 Maddie Redmond . . . . . Coordinator, Partner Service & Activation  
 Erica MacKenzie . . . . . Coordinator, Research & Analytics

## BOX OFFICE

Steve Bomar . . . . . Vice President, Ticketing  
 Ryan Funk . . . . . Senior Box Office Manager  
 Stephanie Lahaie . . . . . Event Creation Specialist  
 Rachel Baderman . . . . . Event Supervisor  
 Lara Wroblewski . . . . . Event Supervisor  
 Lauren Fortney . . . . . Ticket Services Representative  
 Mark Preston . . . . . Ticket Services Representative  
 MacKenzie Sanford . . . . . Box Office Coordinator

## TICKET SALES & SERVICE

Ron Campbell . . . . . Vice President, Ticket Sales  
 Cari Belanger-Maas . . . . . Senior Director, Premium Services &  
 Guest Relations  
 Alex Herrera . . . . . Manager, Premium & Guest Services  
 Kelvin Long . . . . . Manager, Group Sales  
 Kim Cruz . . . . . Premium Services Coordinator  
 Keanu Najarian . . . . . Premium Services Coordinator  
 Tye Jacobs . . . . . Account Executive, Group Sales  
 Dominick Reed . . . . . Account Executive, Group Sales  
 Justin Baird . . . . . Account Executive, Ticket Sales  
 Steve Carlson . . . . . Account Executive, Ticket Sales  
 Courtney Cates . . . . . Account Executive, Ticket Sales  
 Daniel Conlon . . . . . Account Executive, Ticket Sales  
 Cameron Faulkner . . . . . Account Executive, Ticket Sales  
 Stepheny Frederiksen . . . . . Account Executive, Ticket Sales  
 Ryan Harris . . . . . Account Executive, Ticket Sales  
 Grant Oberlin . . . . . Account Executive, Ticket Sales  
 Jeff Orenstein . . . . . Account Executive, Ticket Sales  
 Mathew Schaper . . . . . Account Executive, Ticket Sales  
 Kyle Wichman . . . . . Account Executive, Ticket Sales  
 Rance Winters . . . . . Account Executive, Ticket Sales

## SECURITY

Shawn Kinsey . . . . . Vice President, Security  
 Kristi Johnson . . . . . Director, Security

## QUICK REFERENCE

### MAILING ADDRESS

P.O. Box #888  
 Phoenix, AZ 85001-0888

### DIGNITY HEALTH ARIZONA CARDINALS TRAINING CENTER

8701 S. Hardy Drive  
 Tempe, AZ 85284-2800

### STATE FARM STADIUM

One Cardinals Drive  
 Glendale, AZ 85305

### ADMINISTRATIVE OFFICES

Switchboard . . . . . (602) 379-0101

### TICKETS

Ticket Office . . . . . (602) 379-0102 / (800) 999-1402  
 Tickets . . . . . www.azcardinals.com/tickets  
 Ticketmaster . . . . . (800) 745-3000



## WILLIAM V. BIDWILL

### OWNER

William V. Bidwill's association with the Cardinals began as a child ball boy on Chicago's South Side and continues today as owner.

A native of Chicago, Bill Bidwill presides over the oldest continuously-operated professional football franchise. Founded in 1898, the Cardinals join the Chicago Bears as the only two remaining charter members of the National Football League (1920). His involvement with the team continues through its eighth different decade.

The Cardinals have remained in the Bidwill family since Bill's father, Charles, a prominent Chicago sports figure and member of the Pro Football Hall of Fame, purchased the team in 1932. Charles ran the club until his death in the Cardinals' NFL championship year of 1947. Charles' wife, Violet, then guided the franchise's fortunes for the next 15 years, followed jointly by sons Bill and Charles, Jr. (Stormy). Bill became sole owner in 1972.

Named a Cardinals vice president during his undergraduate days at Georgetown University, Bill Bidwill returned to Chicago from the Navy in 1956 to begin assisting family interests that included football. When the Cardinals moved to St. Louis in 1960, Bidwill returned to the organization on a full-time basis.

Recent seasons have seen the Cardinals reach unprecedented heights. Between 2013-17, Arizona won more games (50) than in any other five-year stretch in team history. In 2015, the Cardinals captured their third NFC West crown after posting a franchise-record 13 wins during the regular season. The Cardinals also earned the first postseason bye in team history in 2015. The Cardinals have gone .500 or better in eight of the last 12 seasons - including four 10-win campaigns during that span - and has sold out all 134 games played at State Farm Stadium since it opened in 2006.

Bidwill continues to have a presence at the Cardinals training facility and is a popular figure at team events, charity functions and football activities. An active supporter of various civic and charitable organizations and endeavors, Bidwill directed the formation of Cardinals Charities, the team's organization dedicated to supporting worthy Arizona causes, shortly after the Cardinals arrived in the state.

While he is well-known for his understated nature and a preference for staying out of the spotlight, Bidwill has been unable to avoid accolades in recent years for his contributions and accomplishments as Cardinals owner.

Most recently, in November of 2017 Bidwill was inducted into the Arizona Sports Hall of Fame as part of its 2017 class. The Arizona

Sports Hall of Fame honors athletes, coaches, administrators and others who have made significant contributions to Arizona sports.

At the 2010 annual NFL Combine in Indianapolis, Bidwill was honored with the Paul "Tank" Younger Award from the Fritz Pollard Alliance, whose purpose is to promote diversity and equality of job opportunity in the NFL. The Paul "Tank" Younger Award has been presented annually since 2003 for extraordinary contributions towards NFL diversity and previous winners include Tony Dungy, Dan Rooney and Bill Walsh. "When you look back over the years, Mr. Bidwill has a long history of hiring minorities to administrative and authoritative positions," said FPA chairman John Wooten. "He has really helped level the playing field and that is what this award is all about."

Also in February of 2010, Bidwill was inducted into the Sports Faith Hall of Fame in Lake Forest, IL. "He" was honored as a long-time contributor to the NFL and for his contributions to charity, which he has conducted in a very quiet, very generous manner," said Patrick McCaskey, chairman of the group's advisory board and grandson of Chicago Bears legendary head coach George Halas. Bidwill joined Brian Piccolo, the former Bears running back, Tom Monaghan, founder of Domino's Pizza and former owner of the Detroit Tigers, and John Gagliardi, head coach at St. John's (MN) University and college football's all-time wins leader.

At its December 2010 commencement exercises at Northern Arizona University, Bidwill was awarded an honorary doctor of humane letters degree for "his contributions to the university, his community and his profession."

In May of 2017, Bidwill was selected for induction to the Georgetown Prep Athletic Hall of Fame. A 1949 graduate of the school, Bidwill was a two-sport athlete for the Little Hoyas football and baseball teams.

Bidwill was credited with bringing Super Bowl XXX to Arizona in January of 1996. The region hosted the game again in February of 2008 when Super Bowl XLVII was played at State Farm Stadium. It hosted its third title game in February of 2015 when Super Bowl XLIX was played and resulted in a record economic impact of \$720 million.

Bidwill's wife of nearly 56 years, Nancy, passed away in August of 2016. They were married in September of 1960 and celebrated their 50th wedding anniversary in 2010. Bidwill has five children and 10 grandchildren.





## MICHAEL BIDWILL PRESIDENT

### NOTE CARDS

- Leading the list of Bidwill's accomplishments with the Cardinals is the creation of State Farm Stadium. Since its opening in 2006, the team has sold out all 134 games (preseason and postseason included) played at the world-class venue that has been awarded three Super Bowls and a Pro Bowl.
- In addition to his role in helping Arizona land Super Bowls XLII and XLIX, he led the effort to land Super Bowl LVII (2023) in the spring of 2018. Michael was also instrumental in getting the 2015 Pro Bowl moved to Arizona; played a week before Super Bowl XLIX and the 2015 Pro Bowl combined to deliver a record economic impact of \$720 million to the region.
- By the time it hosts Super Bowl LVII, State Farm Stadium will have undergone \$100 million in improvements including parking infrastructure, state-of-the-art wifi, video boards, sound system upgrades and club-area enhancements since it staged Super Bowl XLIX.
- Of the Cardinals seven all-time postseason wins, five have come during Bidwill's 12 years as team president. Arizona has played in nine postseason contests since Bidwill took over in 2007. The Cardinals played just seven total playoff games in their entire history prior to his tenure.
- Arizona has appeared in the NFC Championship Game twice during Bidwill's time as president (2008, 2015), including a victory in the 2008 conference title game that led to the franchise's first-ever Super Bowl appearance (Super Bowl XLIII).
- Oversaw the team's appearance in the groundbreaking Amazon Original series *All or Nothing: A Season with the Arizona Cardinals*. Produced by NFL Films, the eight-episode series was awarded the Sports Emmy for Outstanding Serialized Sports Documentary in May of 2017.
- In January of 2016, the National Football Foundation (NFF) and College Hall of Fame inducted Bidwill and Arizona Governor Doug Ducey into the NFF Leadership Hall of Fame.
- In January of 2018, Michael was one of five owners named to the NFL's Player-Owner Committee focused on social and racial justice initiatives. In December of 2014, Commissioner Roger Goodell tapped Bidwill to chair the league's Conduct Committee. The committee reviews the league's Personal Conduct Policy at least annually and recommends appropriate changes with advice from outside experts.

The Cardinals have been in the Bidwill family since Pro Football Hall of Famer Charles Bidwill purchased the team in 1933. Charles' son Bill handled day-to-day operations for decades before passing the torch to his son, Michael, who joined the organization in 1996 after practicing law for six years as a federal prosecutor.

**CARDINALS LEADERSHIP:** After initially serving as Vice President/General Counsel, Michael took over as team President in 2007 and his leadership has transformed the franchise. Since '07, the Cardinals have posted four double-digit win seasons (none in previous 20 years), including a franchise-record 13 victories in 2015. Of the Cardinals' seven postseason wins, five have come during Bidwill's tenure as team president.

The Cardinals success under Bidwill has greatly elevated the team's popularity both locally and nationally. Michael oversaw the team's appearance in the groundbreaking Amazon Original series *All or Nothing: A Season with the Arizona Cardinals*, which chronicled the 2015 Cardinals season from the draft through the NFC Championship game. Produced by NFL Films, the eight-episode series was awarded the Sports Emmy for Outstanding Serialized Sports Documentary in May

of 2017. In February of 2018, the Cardinals launched Cardinals Flight Plan, a first-of-its-kind documentary series available on Facebook Watch and YouTube that took fans behind the scenes for an inside look at the team's offseason.

**IF YOU BUILD IT:** Among Michael's most significant accomplishments with the Cardinals was leading the effort that led to the creation of State Farm Stadium. The venue has been an integral factor in the transformation of the Cardinals and a catalyst for the franchise's success. The team has sold out all 134 games played since the opening of the iconic stadium that has welcomed millions of Cardinals fans.

The venue has also given Arizona the opportunity to host three Super Bowls in a 15-year span, something that would have been impossible previously. After hosting Super Bowl XLII in 2008, the stadium staged Super Bowl XLIX in 2015 and was awarded Super Bowl LVII to be played in 2023. Super Bowl XLIX and surrounding events delivered an economic impact of \$720 million, the highest for any Super Bowl on record and the largest for any special event in the state of Arizona.

In addition to those Super Bowls, State Farm Stadium also hosted the second-ever College Football





Playoff (CFP) National Championship Game in January of 2015 as well as the NCAA's Men's Basketball Final Four in April of 2017. The Final Four was the first since 1995 held west of Texas and capped an unprecedented run of major sporting events at the stadium. That grand slam (Super Bowl XLIX, 2015 Pro Bowl, CFP Championship, and Final Four) poured \$1.3 billion into the Valley's economy according to a study completed by the Seidman Research Institute, W.P. Carey School of Business at Arizona State University.

Another project undertaken by Bidwill was the \$15 million expansion and renovation of the Dignity Health Arizona Cardinals Training Center in Tempe. A three-phase project over two-plus years, it added more than 92,000 square feet to the team's headquarters. Among the upgrades and expansions were a stand-alone 78,000 square foot indoor practice bubble, a new full-service kitchen and dining area, an expanded weight room and new player rehab and cardio area that more than doubled the size of the previous weight room, expanded and newly re-designed locker room for players and coaches, an updated athletic training room and doctor's examination room and additional meeting rooms.

#### CONTRIBUTIONS TO GREATER PHOENIX:

In addition to his prominent role with the Cardinals, Bidwill has established himself as one of the most influential leaders in the greater Phoenix business community where he has been a strong advocate for economic growth and development. He is currently Chairman of the Greater Phoenix Leadership (GPL), an organization composed of the region's top business and civic leaders. From 2008-10, Bidwill served back-to-back terms as Chairman of the Greater Phoenix Economic Council (GPEC). He is also one of 16 members of the Arizona Commerce Authority Board of Directors which the ACA says "unites some of the state's most powerful, proactive officials with its globally recognized leaders of business."

**HONORS:** In January of 2019, Michael received the Paul Tagliabue Award from the Fritz Pollard Alliance for demonstrating integrity and leadership in the area of career development for minorities and advocating for diversity. In May of 2019, the Arizona Lodging and Tourism Association named Bidwill its Honoree of the Year for his efforts to unify the tourism industry by convening industry leadership throughout the state to advance economic development and increase visitation.

In September of 2018, Bidwill was chosen as the Grand Marshal of the Desert Financial Fiesta Bowl parade. In being selected for the honor, Bidwill joined a notable list of Grand Marshals, which includes Diamondbacks Hall of Fame pitcher Randy Johnson, former Cardinals QB and Hall of Famer Kurt Warner and former Suns/Diamondbacks owner Jerry Colangelo.



**Bidwill was selected as the 2018 Grand Marshal of the Desert Financial Fiesta Bowl Parade. He joined a notable list of grand marshals, which includes Diamondbacks Hall of Fame pitcher Randy Johnson, former Cardinals QB and Hall of Famer Kurt Warner and former Suns/Diamondbacks owner Jerry Colangelo.**

In November of 2017, Bidwill returned to St. Louis where he was honored at the prestigious Musial Awards after stepping up to fund the city's high school football awards when the previous sponsor pulled out. In January of 2016, Bidwill and Arizona Governor Doug Ducey were inducted into the National Football Foundation (NFF) Hall of Fame for their roles in helping shape the economic future of the state. In March of 2016, Bidwill was chosen to serve as the Grand Marshal of the 33rd annual St. Patrick's Day parade, one of the most popular and longest running such events in Phoenix.

In May of 2015, Michael was presented with the esteemed Vision Award from the Greater Phoenix Convention & Visitors Bureau, an honor bestowed just three times previously: Phoenix mayors Skip Rimsza and Phil Gordon plus former Suns and Diamondbacks owner Jerry Colangelo.

Bidwill received the 2014 Transformational Leader Award from the Arizona Chamber of Commerce & Industry. In November of 2013, he received the "West Valley Regional Advancement Award" from Western Maricopa Coalition, which cited continued positive impact in that community. Bidwill was selected by the Phoenix Business Journal as one of its 25 "Most Admired CEO's" in 2010.

**NFL LEADERSHIP:** Within the National Football League, Michael's influence has also increased exponentially in recent years. In January of 2018, he was one of five owners named to the NFL's Player-Owner Committee focused on social and racial justice initiatives. In December of 2014, Bidwill was selected to chair the league's Conduct Committee. Formed to ensure that the league's Personal Conduct Policy remains current and consistent with best practices and evolving legal and social standards, the committee reviews that policy at least annually and recommends appropriate changes with advice from outside experts. Bidwill brings unique perspective and experience to the Committee, as he was an Assistant U.S. Attorney with the Department of Justice in Phoenix from 1990-96, specializing in homicide and other violent crime cases.



Michael also chairs the league's Security and Fan Conduct Committee, a group of eight club executives that oversees and develops best security practices for NFL facilities, and has also been a member of the league's Business Ventures Committee since 2007. In December of 2012, he was appointed to the board of the National Football League Foundation which is dedicated to improving the lives of those touched by the game of football – from players at all levels to communities across the country.

**BACKGROUND:** Bidwill earned a Bachelor of Science degree in Finance from St. Louis University in 1987 and in 1990 earned a law degree from Catholic University of America in Washington, D.C. In May of 2015 – 25 years after his own graduation from the school – Michael delivered the commence-

ment address at Catholic University's School of Law and was also awarded an honorary Doctorate of Humane Letters.

A licensed pilot and flying enthusiast, Bidwill has participated as a volunteer for "Flying Samaritans," a group of volunteers including doctors and other medical personnel who offer free medical clinics in Mexico. Michael additionally is a member of the board for the Pat Tillman Foundation, which carries on the legacy of the former Cardinals safety killed in Afghanistan in 2004. He has also previously served as a member of the Air Force Chief of Staff Civic Leader Program whose membership "comprises respected community leaders (who) provide ideas and feedback to advise the secretary of the Air Force, the Air Force chief of staff and Air Force senior leaders."

## FRITZ POLLARD ALLIANCE HONORS MICHAEL BIDWILL WITH PAUL TAGLIABUE AWARD

In January of 2019, Cardinals President Michael Bidwill was honored by the Fritz Pollard Alliance with the organization's 2019 "Paul J. Tagliabue Award" at the Johnnie L. Cochran, Jr. Salute to Excellence Awards ceremony. Former NFL Commissioner Tagliabue was on hand to present the award at the event which took place at the Atlanta Airport Marriott prior to Super Bowl LIII.

Established in 2012 by the Fritz Pollard Alliance, the "Paul J. Tagliabue Award" honors a league or team executive who demonstrates the integrity and leadership Tagliabue exhibited in career development opportunities for minority candidates and advocacy for diversity on the league and club level.

"The Bidwill family has always done the right thing on issues of equality, from the days when Adele Harris was PR and Community Relations Director back in St. Louis to the current day," said John Wooten, Chairman of the Fritz Pollard Alliance. "Michael's leadership has been a critical component in carrying the Cardinals legacy of equal opportunity forward."

Formed in 2003, the Fritz Pollard Alliance was created for the purposes of promoting diversity and equality of job opportunity in the coaching, front office and scouting staffs of National Football League teams. The FPA works closely with the NFL to develop hiring guidelines for front office and scouting positions as well as talent development.

Michael Bidwill, a member of the NFL's Workplace Diversity Committee, is the fifth member



Cardinals president Michael Bidwill with former NFL Commissioner Paul Tagliabue at the Johnnie L. Cochran, Jr. Salute to Excellence Awards ceremony in January, 2019.

of the Cardinals organization to be honored by the Fritz Pollard Alliance in recent years. In back-to-back years, team owner Bill Bidwill (2010) and former general manager Rod Graves (2011) were named recipients of the Paul "Tank" Younger Award for their roles in helping provide opportunities for minorities both on and off the field. In 2014, regional scout Malik Boyd was honored as the NFC Scout of the Year and in

2016 then-head coach Bruce Arians was the recipient of the Fritz Pollard Alliance Game Ball Award for his commitment to extending opportunities to minorities in the NFL.

The Cardinals organization has long been at the forefront in providing opportunities to individuals regardless of race or gender. In 1978, Adele Harris became the first African American female executive in the NFL when she was hired as director of community relations. In 1981, the team hired attorney Bob Wallace, making him the first African American to handle contract negotiations for an NFL club. In 2004, the Cardinals became the first NFL team to have an African American general manager/head coach duo in Graves and Dennis Green. Two of Arizona's last five head coaches been African American.

Prior to the 2015 season, the Cardinals established the Bill Bidwill Coaching Fellowship, a program designed to increase diversity and provide more opportunities to gain coaching experience at the highest level. Former Pro Bowlers LB Levon Kirkland (2015-16) and RB Terry Allen (2017-18) were the first two recipients of the fellowship.



## **RON MINEGAR**

### **EXECUTIVE VICE PRESIDENT/ CHIEF OPERATING OFFICER**

Ron Minegar is beginning his 20th season with the Cardinals after joining the organization from Disney Sports in 2000.

In his role as EVP/COO, Minegar is responsible for developing the club's annual strategic plan and overseeing all aspects of the Cardinals business operations. He oversees the team's Marketing, Business Development, Communications, Broadcast, Ticket Sales, Premium Hospitality, Community Relations, Stadium Operations, International Initiatives and Alumni Programs functions. During his tenure, Cardinals have sold out every game ever played since State Farm Stadium opened in 2006 and have consistently ranked amongst the elite teams as measured by the NFL's annual "Voice of the Fans" market research study. He also has responsibility for overseeing the club's training camp agreements, concessionaire contracts, ticketing agreements and retail merchandise contracts. Additionally, Minegar was a part of the project team during the design and construction of State Farm Stadium and is the team's primary point of contact with the Arizona Sports and Tourism Authority and the stadium's facility management firm on business and operational issues.

Minegar also serves as Chief Operating Officer of Craft Culinary Concepts, which took over the food and beverage contract at State Farm Stadium in 2010 and is currently focused on expanding operations throughout the Western United States. In addition to serving as the F&B provider at State Farm Stadium, Craft has provided world-class service for mega-events including Super Bowl, Super Bowl Central, College Football Playoff National Championship Game, Fiesta Bowl, Rose Bowl and Copa America Centenario. Additionally, he serves in the same capacity for Rojo Event Management LLC.

Minegar maintains an active role in the community and serves as a member of the Board of Directors of the Arizona Chamber of Commerce and Industry and is the past Vice Chairman of Marketing for the Board's Executive Committee as well as past Chairman of the Energy Committee. Minegar is a member of the Fiesta Bowl Board of Directors and serves on its Strategic Planning Working Group as

well as the Budget & Finance and Charitable Giving Committees. Additionally, he is on the Board of Directors for the Phoenix Final Four Local Organizing Committee and has previously been involved with the Arizona Organizing Committee for the 2016 College Football National Championship Game as well as the Arizona Super Bowl Host Committee.

Prior to joining the Cardinals, Minegar served as Vice President, Sales and Marketing for Anaheim Sports, Inc., a division of the Walt Disney Corporation. Originally hired to direct marketing and sales for the Anaheim Angels, Minegar ultimately assumed the additional responsibility of overseeing the marketing and sales efforts for the Mighty Ducks of Anaheim.

Minegar began his sports career with the La Crosse, WI franchise of the Continental Basketball Association serving as team President and representing the club's ownership on all league issues from 1985 to 1990. He was a two-time "Executive of the Year" recipient in the CBA as a result of the team achieving league attendance records and a CBA championship. From 1991-1995, he served as the Director of Corporate Sales for the Minnesota Timberwolves and the Target Center. Minegar left the Timberwolves to assist in the start-up of the Minnesota Moose, an expansion franchise in the International Hockey League. In his role as Vice President of Business Operations, he developed the organization's overall business and operational plan and oversaw the launch of the wildly popular Moose logo that resulted in record league merchandise and promotional sales. Upon the announcement of the NHL's return to the Twin Cities in 1997, Minegar assisted in the relocation of the IHL franchise to Winnipeg, Manitoba, then became CEO of Diamond Sports Group and was involved in acquisition projects within minor league baseball, basketball and hockey.

He earned a Bachelor of Science degree in Business Administration from the University of Wisconsin-La Crosse in 1981 and in 1984 he earned a master's degree in Business Administration from the Carlson School of Management at the University of Minnesota.





## STEVE KEIM GENERAL MANAGER

**COLLEGE:** North Carolina State  
**HOMETOWN:** Harrisburg, PA

**YEARS NFL/CARDINALS:** 22/21

### NOTE CARDS

- After 14 seasons working within the Cardinals personnel department, Keim was elevated to GM on January 8, 2013.
- The teams put together by Keim have been some of the most successful in franchise history. In 2014, the Cardinals tied the franchise record for wins in a season (11) before setting a new mark in 2015 when Arizona won 13 games and earned its first-ever postseason bye.
- During Keim's tenure, Arizona has established franchise records for wins in a season (13 in 2015), points in a season (489 in 2015), led the NFL in total offense for the first time in team history (#1 in 2015) and led the NFL in sacks for the second time ever (48.0 in 2016).
- Arizona has featured a top-10 defense four times and a top-10 offense twice dating back to Keim's first season as GM. The Cardinals had a top-10 defense in three consecutive seasons (2015-17) for the first time since the 1970 merger.
- Keim was named Sporting News 2014 NFL Executive of the Year and earned back-to-back NFL Executive of the Year honors from the editors of Pro Football Talk (2013-14).

Steve Keim was promoted to General Manager on January 8, 2013 after 14 seasons in the Cardinals organization. With the team experiencing unprecedented success during his time as GM, Keim earned contract extensions in February of 2015 and February of 2018 that will keep him with the franchise through 2022.

Since Keim took over as GM in 2013, the Cardinals have posted a 52-43-1 record (.547) in the regular season. During that time, Keim has been named the 2014 Sporting News NFL Executive of the Year in a vote of NFL coaches and team executives and also earned back-to-back NFL Executive of the Year honors from the editors of Pro Football Talk (2013-14). In the first five years of the Keim's tenure (2013-17), the Cardinals posted more wins (50) than in any other five-year stretch in team history.

The teams put together by Keim have been some of the most successful in franchise history. In 2014 the team tied the franchise record for wins in a season (11) before setting a new mark in 2015 when the Cardinals won 13 games and earned its first-ever postseason bye. The Cardinals also established team records for total offense, points scored and total TDs during the '15 season.


Arizona and New England were the only teams in the NFL that ranked in the top-10 on both offense and defense in 2015 and 2016. In 2015, the Cardinals finished the season with the NFL's No. 1 ranked offense for the first

time ever. Arizona's No. 2 ranked defense in 2016 was the team's highest dating back to the 1970 merger. The Cardinals defense ranked No. 6 overall in 2017, marking the first time since the 1970 merger that Arizona has posted a top-10 defense in three consecutive seasons.

Keim has worked tirelessly to build the Cardinals roster. During his first five seasons as GM (2013-17), he made 1,062 total roster moves and the team posted a 49-30-1 regular season record during that span. The 2018 season was by far Keim's busiest yet, as he made 307 total roster moves due to a plague of injuries on both sides of the ball.

Arizona had 17 players finish the season on injured reserve in 2018, with the team seeing 77 different players appear in at least one game. Of the 53 players on the Cardinals final 53-man roster last season, 18 were not with the team with it opened training camp in July. Arizona's offensive line was hit hardest in 2018, with the unit seeing 10 different starting combinations and four of the five starters to begin the season ending the year on injured reserve.

The 46-year old Keim originally joined Arizona in May, 1999 as a college scout in the east. He was promoted to Director of College Scouting in 2006, Director of Player Personnel in 2008, and then was promoted to Vice President, Player Personnel in May, 2012.





In his tenure with the team, Keim and the Cardinals have been commended for their successful draft classes, especially in recent years. Pro Bowlers Patrick Peterson, Larry Fitzgerald, David Johnson and Budda Baker were acquired through those drafts, as were standouts such as D.J. Humphries, Rodney Gunter, Christian Kirk and Haason Reddick. With the #1 overall pick in the 2019 NFL Draft, Keim landed the most electrifying talent in the class in Heisman Trophy winning QB Kyler Murray.

Another area in which Keim has had particular success in building the roster is through free agency and trades. During each of his first three offseasons as GM, Keim signed a free agent who went on to make the Pro Bowl that season (Mike Iupati, Antonio Cromartie, John Abraham). The Cardinals were the only team in the NFL to accomplish such a feat. Arizona's free agent signings under Keim include: O-Linemen Justin Pugh and J.R. Sweezy, DTs Froste Rucker and Darius Philon, CBs Antonio Cromartie and Robert Alford and LBs John Abraham and Dwight Freenezy. In 2016, Keim's biggest move came when he executed a high-profile trade for Pro Bowl LB Chandler Jones, who went on to register 57 tackles, 15 tackles for loss and 11 sacks during his first season with Arizona and who led the NFL in sacks in 2017. QB Carson Palmer, who had a 38-21-1 record as a starter in Arizona, was acquired by Keim in a trade with the Oakland



Raiders in 2013. Arizona acquired O-Lineman Marcus Gilbert in a trade with the Pittsburgh Steelers during the 2019 offseason.

Keim attended Red Land High School near Harrisburg, PA and earned a bachelor's degree in Communications from North Carolina State in 1995. A two-time all-Atlantic Coast Conference selection as a guard at N.C. State, Keim started 36 consecutive games at left guard for the Wolfpack. He was named the offensive freshman of the year in 1991 and was the ACC Player of the Week following the team's victory over Maryland in November 1994. During a standout senior season where he was also a captain, Keim was named the N.C. State offensive line MVP and won the Jim Ritcher Award for the highest graded offensive lineman in addition to being named third team All-American from Gameplan magazine.

Keim had a brief stint in pro football as a free agent with the Miami Dolphins (1996) and Edmonton Eskimos (1997) of the Canadian Football League before returning to coach at N.C. State.

He served as assistant strength and conditioning coach at his alma mater for two years, assisted the recruiting coordinator with evaluations, and served as a liaison to NFL personnel wishing to scout Wolfpack football players.

Keim resides in Chandler, AZ with his wife, Kimberly, daughter Sloane, and sons Carson, Brady and Warner.

## 2019 NATIONAL FOOTBALL LEAGUE CALENDAR



Aug. 1-4 – Hall of Fame Weekend, Canton, OH  
 Aug. 8 – Cardinals preseason home opener vs. LA Chargers  
 Aug. 31 – Roster cutdown to a maximum of 53 players  
 Sept. 1 – Teams may establish Practice Squad of 10 players  
 Sept. 5-9 – Kickoff 2019 weekend  
 Sept. 8 – Cardinals vs. Lions (Regular Season Opener)  
 Dec. 29 – Cardinals at Rams (Regular Season Finale)  
 Jan. 26, 2020 – Pro Bowl, Hard Rock Stadium, Miami, FL (ESPN)  
 Feb. 2, 2020 – Super Bowl LIV, Hard Rock Stadium, Miami, FL (FOX)  
 Feb. 24, 2020 – NFL Combine begins, Lucas Oil Stadium, Indianapolis, IN  
 Mar. 18, 2020 – The 2020 League Year and Free Agency begins  
 Apr. 23-25, 2020 – NFL Draft, Las Vegas, NV

### UPCOMING SUPER BOWLS

February 2020	Super Bowl LIV	South Florida
February 2021	Super Bowl LV	Tampa
February 2022	Super Bowl LVI	Los Angeles
<b>FEBRUARY 2023</b>	<b>SUPER BOWL LVII</b>	<b>ARIZONA</b>
February 2024	Super Bowl LVIII	New Orleans



## KLIFF KINGSBURY

### HEAD COACH

**COLLEGE:** Texas Tech

**HOMETOWN:** New Braunfels, TX

**YEARS NFL/CARDINALS:** 4/1

**DOB:** August 9, 1979

### NOTE CARDS

- Became an NFL head coach for the first time when hired by Arizona on January 8, 2019.
- Kingsbury came to Arizona after spending the past six seasons (2013-18) as the head coach at his alma mater, Texas Tech.
- Recognized as one of the profession's brightest and most-innovative offensive minds, Kingsbury has tutored six future NFL quarterbacks. That list includes first-round selections Patrick Mahomes, Baker Mayfield and Johnny Manziel as well as Case Keenum, Davis Webb and Nic Shimonek. Under Kingsbury's guidance, Mahomes (2016) and Keenum (2009, '11) both led the nation in passing.
- While at Texas Tech, Kingsbury served as the play-caller for one of the college football's most explosive and productive offenses. The Red Raiders featured a passing attack that ranked in the top-10 in the country in all six seasons of his tenure, ranked in the top-20 nationally for total offense in all six seasons and finished in the top-25 in scoring five times.
- Patrick Mahomes, the NFL MVP in 2018, spent two full seasons (2015-16) as the starter at Texas Tech under Kingsbury during which the Red Raiders finished #1 (2016) and #2 (2015) in the nation in total offense while Mahomes threw for a combined 9,705 yards and 77 TDs in 25 starts.
- Under Kingsbury, Texas Tech averaged at least 30 points per game, 470 total yards per game and 300 passing yards per game in all six seasons. The Red Raiders averaged over 500 yards of offense in four seasons and over 450 passing yards twice. They also averaged at least 140 rushing yards per game four times in six seasons under Kingsbury and averaged more than 40 points per game twice.
- Kingsbury has also coached at Texas A&M (2012) and at the University of Houston (2008-11) where he began his coaching career. Between 2011-18, Kingsbury's teams averaged 40.3 points per game.
- At both Houston (2011) and Texas Tech (2016), Kingsbury's offenses led the nation in total offense and passing offense.

Kliff Kingsbury was named Arizona's head coach on January 8, 2019 when he signed a four-year contract with a team option for a fifth. The 39-year old Kingsbury came to Arizona after spending the past six seasons (2013-18) as the head coach at his alma mater, Texas Tech. The New Braunfels, TX native is an 11-year coaching veteran who has also worked at Texas A&M (2012) and the University of Houston (2008-11).

Dating back to his first offensive coordinator job at Houston in 2011, a Kingsbury-led offense never finished outside the top-20 in the nation in total offense and never finished outside the top-15 in passing offense.

**TEXAS TECH:** Kingsbury spent the past six seasons as the head coach at Texas Tech where he also called the plays for the Red Raiders high-powered offense that annually ranked among the top units in the country.

The Red Raiders featured a passing attack that ranked in the top-10 in the country in all six seasons of Kingsbury's tenure, ranked in the top-20 nationally for total offense in all six seasons and finished in the top-25 in scoring five times. In 2016, Texas Tech led the nation in total offense (566.6 ypg), passing offense (463.0 ypg) and ranked fifth in scoring offense (43.7 ppg).

Under Kingsbury, Texas Tech averaged at least 30 points per game, 470 total yards per game and 300 passing yards per game in all six seasons. The Red Raiders averaged over 500 yards of offense in four seasons and over 450 passing yards twice. In 24 games against ranked opponents, the Red Raiders offense averaged 502 yards per game.

Kingsbury's star pupil at Texas Tech, future first-round selection and 2018 NFL MVP Patrick Mahomes, helped

rewrite the history books during his tenure with the Red Raiders. Mahomes eclipsed the 5,000-yard mark as a junior in 2016, becoming just the third quarterback ever to record 5,000+ yards of total offense in back-to-back seasons. He was selected as the 2016 Sammy Baugh Award winner after leading the country in passing yards (5,052) while throwing for 41 touchdowns and rushing for 285 yards and 12 touchdowns. He became the second of Kingsbury's quarterbacks to lead the nation in passing yards, joining former Houston quarterback Case Keenum (2009, '11).

As a sophomore in 2015, Mahomes became the youngest quarterback in NCAA history to amass 5,000 yards of total offense (4,653 passing yards; 456 rushing yards) and accounted for 46 touchdowns (36 passing, 10 rushing) for an offense that led the nation in plays that gained at least 10 yards (284). Texas Tech finished #2 in the nation in total offense (579.5 ypg), passing offense (388.2 ypg) and scoring (45.1 ppg). The Red Raiders were one of just two schools nationally to score 25 or more points in every game that season.

In 2015, the Red Raiders featured a 4,000-yard passer, 1,000-yard receiver and a 1,000-yard rusher for the first time in school history. Wide receiver Jakeem Grant had 1,268 receiving yards to set the school career receiving yardage record (3,164 yards), breaking the previous mark held by two-time Biletnikoff Award winner Michael Crabtree. Grant also broke the school single-season record for all-purpose yards (2,353) and career kick return touchdowns (4).





Running back DeAndre Washington had back-to-back 1,000-yard rushing seasons (2014-15), becoming the first Red Raider since Doak Walker award winner Byron Hanspard (1995-96) to accomplish that feat. Washington ran for 1,492 yards in 2015 after rushing for 1,103 yards in 2014, becoming the first running back to go over 1,000 rushing yards since Ricky Williams did so in 1998. The Red Raiders finished the 2014 season #5 in passing offense (351.1 ypg) and #10 in total offense (504.1 ypg).



In his first year at Texas Tech in 2013, Kingsbury's offense finished 2nd nationally in passing offense (392.8 ypg) and 8th in total offense (510.7 ypg) and beat #16 Arizona State in the Holiday Bowl. He became just the second coach in program history to win a bowl game in his first season.

Kingsbury had 12 players named to either the All-

Big 12 first or second team as well as three All-America selections during his tenure at Texas Tech. He also helped eight players get selected in the NFL Draft.

#### QUARTERBACK SUCCESS:

Recognized as one of football's brightest and most-innovative offensive minds, Kingsbury has tutored six future NFL quarterbacks, including first-round selections Patrick Mahomes (Chiefs), Baker Mayfield (Browns) and Johnny Manziel (Browns) as well as Case Keenum, Davis Webb and Nic Shimonek.

Under Kingsbury's guidance, Mahomes (2016) and Keenum (2009, '11) both led the nation in passing. Mahomes (2015-16) and Keenum (2008-08, '11) are two of the five quarterbacks (Lamar Jackson, Deshaun Watson, Graham Harrell) in FBS history to record 5,000+ yards of offense twice in a career. Keenum finished his college career by throwing for 5,631 yards and 48 touchdowns on 428-of-604 attempts in 2011.

### COACHING QUARTERBACKS

Since joining the coaching ranks with the University of Houston in 2008, **Kliff Kingsbury** has mentored six future NFL QBs during his coaching tenure: Patrick Mahomes, Baker Mayfield, Johnny Manziel, Case Keenum, Davis Webb and Nic Shimonek. Mahomes, Mayfield and Manziel were all selected in the 1st round of the NFL Draft.

Year	Player (School)	NFL QBs Under Kingsbury			Yds	TD	INT	Rating
		Com	Att	Pct				
2017	Nic Shimonek (TT)	328	493	66.5	3,963	33	10	152.1
2016	Patrick Mahomes, II (TT)	388	591	65.7	5,052*	41	10	156.9
2015	Patrick Mahomes, II (TT)	336	517	56.0	4,283	32	14	149.6
2014	Patrick Mahomes, II (TT)	211	345	61.2	2,539	24	13	138.4
2013	Baker Mayfield (TT)	218	340	64.1	2,315	12	9	127.7
2013	Davis Webb (TT)	226	361	62.6	2,718	20	9	139.1
2012	Johnny Manziel (A&M)*	295	434	68.0	3,706	26	9	155.3
2011	Case Keenum (Hou)	428*	603*	71.0	5,631*	48*	5	174.0
2009	Case Keenum (Hou)	492*	700*	70.3	5,671*	44*	15	154.8
2008	Case Keenum (Hou)	397	589	67.4	5,020	44	11	159.9

\*1st Freshman ever to win Heisman Trophy

\*Led the nation

#### Mahomes (Texas Tech)

Under Kingsbury's tutelage, Mahomes spent two full seasons (2015-16) as the starter at Texas Tech. In those two years the Red Raiders finished #1 (2016) and #2 (2015) in the nation in total offense while Mahomes threw for a combined 9,705 yards and 77 TDs in 25 starts.

As a sophomore in 2015, Mahomes became the youngest QB in NCAA history to amass 5,000 yards of total offense. He eclipsed the 5,000-yard mark again in 2016, becoming just the third quarterback ever to record 5,000+ yards of total offense in back-to-back seasons.

#### Keenum (Univ. of Houston)

Kingsbury began his coaching career at the University of Houston where he was a quality control coach from 2008-09 before being promoted to QBs coach in 2010 and co-offensive coordinator in 2011. The Cougars led the nation in total offense, passing offense and scoring in 2011, while Keenum completed his record-setting career by placing seventh in the Heisman Trophy voting and winning the Sammy Baugh Award as the nation's top quarterback.

With Kingsbury calling plays, the Cougars averaged 599.1 total yards per game, including 450.1 through the air, while scoring over 49 points per game. In his one season with Kingsbury as his QBs coach, Keenum completed 428-of-604 passes for 5,631 yards and 48 TDs, all of which led the NCAA FBS.

#### Manziel (Texas A&M)

Prior to taking over at Texas Tech, Kingsbury spent one season (2012) as the offensive coordinator at Texas A&M. In his lone season with the Aggies, Kingsbury helped Manziel become the first freshman ever to win the Heisman Trophy.

#### Webb and Shimonek (Texas Tech)

Two other Kingsbury quarterbacks have also moved on to the league in recent years as Webb was selected by the New York Giants in the third round of the 2017 draft while Shimonek signed an undrafted free agent agreement with the Los Angeles Chargers in 2018.



## HIGH-POWERED OFFENSE

Dating back to his first season as an offensive coordinator at the college level (2011 with Houston), **Kingsbury's** offenses have averaged 40.3 points/game. During his six seasons at Texas Tech (2013-18), the Red Raiders averaged 37.8 points/game.

### Points/Game Under Kingsbury (2011-18)

Year	Team	Pts	Gms	Pts/G
2018	Texas Tech	448	12	37.3
2017	Texas Tech	446	13	34.3
2016	Texas Tech	524	12	43.7
2015	Texas Tech	586	13	45.1
2014	Texas Tech	366	12	30.5
2013	Texas Tech	465	13	35.8
2012	Texas A&M	578	13	44.5
2011	Houston	700	14	50.0

### Not Slowing Down Against Ranked Opponents

Under Kingsbury, the Texas Tech offense averaged 502 yards per game in 24 contests against ranked opponents from 2013-18. The Red Raiders posted 600+ yards of offense in six of those contests.

During his lone season at Texas A&M (2012), Kingsbury mentored Johnny Manziel, who became the first freshman ever to win the Heisman Trophy after throwing for 3,706 yards and rushing for 21 touchdowns.

**OTHER COACHING CAREER:** Kingsbury began his coaching career at the University of Houston under current University of Arizona head coach Kevin Sumlin as the offensive quality control coach (2008-09) prior to being elevated to quarterbacks coach (2010) and co-offensive coordinator in 2011.

With Kingsbury serving as co-offensive coordinator in 2011 and calling the plays, Houston led the nation in total offense (599.1 ypg), passing offense (450.1 ypg) and scoring (49.3 ppg). Keenum was selected as the Sammy Baugh Award winner as the nation's top quarterback and finished seventh in Heisman Trophy voting. Houston scored over 70 points twice that season and finished the season by beating Penn State in the TicketCity Bowl.

Kingsbury spent the 2012 season at Texas A&M as offensive coordinator/quarterbacks coach again working under Sumlin. Texas A&M finished third nationally in total offense (558.5 ypg) with an attack that ranked 13th nationally in rushing (242.1 ypg) and 14th in passing (316.5 ypg). The Aggies beat #1 Alabama on the road and #11 Oklahoma in the Cotton Bowl.

In his only two seasons as an offensive coordinator (2011-Houston; 2012-Texas A&M), Kingsbury was named Offensive Coordinator of the Year both years by FootballScoop.com.

Following his tenure as head coach at Texas Tech, Kingsbury was hired as the offensive coordinator/quarterbacks coach at USC before joining the Cardinals.

**PLAYING CAREER:** Kingsbury had a prolific career as a quarterback at Texas Tech (1999-2002), playing his last three seasons under Mike Leach where he set 39 school records, 16 Big 12 marks and 17 NCAA records during his collegiate career while throwing for 12,423 yards and 95 touchdowns. As a senior in 2002, he was awarded the Sammy Baugh Trophy as the nation's top college quarterback and was also named the Associated Press Big 12 Offensive Player of the Year while finishing ninth in Heisman Trophy voting.

At Texas Tech, Kingsbury recorded more than 12,000 passing yards and total offense, including over 1,000 completions, making him just the third player in NCAA history to accomplish all three feats.

He was drafted in the sixth round (201st overall) of the NFL Draft by New England in 2003 and spent his rookie season on the Patriots injured reserve list before spending the 2004 season on the Saints practice squad. Kingsbury played in one game with the Jets in 2005 and completed one of two passes for 17 yards. He played with the Cologne Centurions of NFL Europe in 2006 before attending training camp with the Bills that summer. Kingsbury finished his playing career in the Canadian Football League by playing with the Montreal Alouettes and Winnipeg Blue Bombers in 2007.

**PERSONAL:** Kingsbury grew up and played high school football under his father, Tim, at New Braunfels (TX) High School where he threw for over 3,000 yards and 34 touchdowns as a senior in 1997 to lead the Unicorns to the Class 5A Division II state semifinals just one year after finishing 4-8. New Braunfels finished Kingsbury's senior season with a 13-2 record, which included six come from behind wins. In 2018, Kingsbury was inducted into the Texas High School Football Hall of Fame.

While at Texas Tech, Kingsbury was one of 14 collegiate football players to receive a post-graduate scholarship from the National Football Foundation and Hall of Fame. He was also awarded with Academic All-America Player of the Year honors in 2002, the highest academic honor for a player in Texas Tech history. Kingsbury earned a bachelor's degree in Management from Texas Tech in 2001.

## KLIFF KINGSBURY COACHING BREAKDOWN

Year	School/Team	Position
2008-09	University of Houston	Offensive Quality Control
2010	University of Houston	Quarterbacks
2011	University of Houston	Co-Offensive Coordinator/Quarterbacks
2012	Texas A&M	Offensive Coordinator/Quarterbacks
2013-18	Texas Tech	Head Coach
2019-	ARIZONA CARDINALS	HEAD COACH

## NFL PLAYING CAREER

Year	Team	Position
2003	New England Patriots	Quarterback
2004	New Orleans Saints	Quarterback
2005	New York Jets	Quarterback



## JEFF RODGERS

**ASST. HEAD COACH/SPECIAL TEAMS COORDINATOR**

**COLLEGE:** North Texas

**HOMETOWN:** Austin, TX

**YEARS NFL/CARDINALS:** 16/2

### NOTECARDS

- Hired as Cardinals special teams coordinator in 2018 after working in the same capacity for three seasons (2015-17) with the Chicago Bears. Added the title of assistant head coach in 2019.
- Has 18 years of coaching experience, including 15 seasons coaching special teams in the NFL with Arizona, Chicago (2015-17), Denver (2011-14), Carolina (2009-10) and San Francisco (2003-07).
- Helped the Cardinals rank 5th in the NFL in special teams last season after the team finished 30th in 2017. P Andy Lee led the NFL and set a franchise single-season record with a 48.6-yard punting average and rookie LB Zeke Turner led the NFL with 13 solo special teams tackles in 2018.
- The Broncos returned six kicks for TDs during Rodgers tenure in Denver (2011-14), tied for the second most in the NFL in that span. In 2012, Trindon Holliday became the first player in NFL history to record multiple return TDs in a playoff game when he scored on a 90-yard punt return and a 104-yard kickoff return in a 38-35 double-overtime loss to the Ravens.
- Under Rodgers tutelage, Broncos K Matt Prater was named to the Pro Bowl in 2013 after setting franchise records in field goal percentage (96.2%; 25-of-26) and points scored (150). Prater's 64-yard field goal in 2013 is the longest in NFL history. In 2014, K Connor Barth's 93.8 field-goal percentage (15-of-16) was the second-highest in team history.

Jeff Rodgers is in his second season with the Cardinals and first as the team's assistant head coach/special teams coordinator. He came to Arizona in January, 2018 as the team's special teams coordinator and added the title of assistant head coach in 2019. Rodgers is in his 16th NFL season after previously coaching special teams with Chicago (2015-17), Denver (2011-14), Carolina (2009-10) and San Francisco (2003-07).

In its first season under Rodgers' tutelage, Arizona's special teams unit developed into of the league's best. The Cardinals finished the season with the NFL's #5 ranked special teams unit in 2018 after finishing #30 in 2017. Rodgers helped P Andy Lee lead the NFL and establish a Cardinals single-season record with a 48.6-yard punting average. Undrafted rookie LB Zeke Turner led the NFL with 13 solo special teams tackles while fellow undrafted rookie LB Dennis Gardeck led all NFL rookies with 388 special teams snaps. In the Cardinals season finale at Seattle, Gardeck had a deflected punt and recovered a Cameron Malveaux blocked punt in the end zone for a touchdown. It was Arizona's first blocked punt for a touchdown since 2008.

The Bears had three special teams TDs in 2017 (two punt return, one fake punt), tied with the Rams for the most in the NFL. Rookie PR Tarik Cohen averaged 9.4 yards per punt return in 2017 (ninth in the NFL) and had a 61-yard return for a TD while KR Deonte Thompson ranked second in the NFL in 2016 in kickoff return yards (804). P Pat O'Donnell allowed just 22 punt returns in 2016, tied for the third fewest in the NFL among punters who appeared in 16 games.

Prior to working in Chicago, Rodgers coached four seasons as the special teams coordinator with the Broncos. During his time in Denver, the Broncos ranked 10th in the NFL in gross punting average (45.6 yards per punt) and 11th in net punting average (39.6 yards per punt). Denver's six total kick return TDs (four punt/two kickoff) were tied for the second most in the NFL during Rodgers tenure.

Broncos K Matt Prater was named to the Pro Bowl following the 2013 season after setting franchise records in field goal percentage (96.2%, 25-of-26) and points scored (150). His 64-yard field goal on December 8, 2013 is the longest FG in NFL history. In 2014, K Connor Barth's 93.8 field goal percentage (15-of-16) was second-highest season total in Broncos history.

In Rodgers' second season in Denver in 2012, the Broncos special teams allowed the second-lowest punt return average (6.2 ypr) and the seventh-lowest kickoff return average (22.1 ypr) in the NFL. During the Divisional Playoffs that season, Trindon Holliday became the first player in NFL history to record a punt return TD (90 yards) and kickoff return TD (104 yards) in a postseason game. In 2011, Denver was third in the NFL in punt return average (12.7 ypr) and one of just three teams in the league with multiple punt return TDs: Arizona (4), Denver (2), Chicago (2). P Britton Colquitt set single-season franchise records for gross (47.4) and net punting (40.2) averages and broke his own team record the following year with a 42.1-yard net average.

Rodgers began his coaching career at the University of Arizona in 2001, spending two seasons as a graduate assistant working with the secondary and linebackers under head coach John Mackovic. He





entered the NFL coaching ranks with San Francisco in 2003 as a special teams quality control coach for two seasons before being elevated to assistant special teams coach (2005-07). During his five seasons with the 49ers, LS Brian Jennings (2004) and current Cardinals P Andy Lee (2007) both earned Pro Bowl selections. Lee set an NFL single-season record with 42 punts inside the 20-yard line (since broken) and ranked second in the NFL with a 41.0 net punting average in 2007. After leaving the 49ers, Rodgers served as the special teams coordinator for one season at Kansas State in 2008.

Following Kansas State, Rodgers spent two seasons in Carolina, first as the Panthers special teams assistant (2009) before serving as special teams coordinator in 2010.

Rodgers played linebacker at North Texas (1996-2000) where he earned a degree in Business, specializing in Entrepreneurship and Strategic Management. A St. Paul, MN native, Rodgers attended Westlake (Austin, TX) High School, the same high school as Saints QB Drew Brees, QB Nick Foles and K Justin Tucker. His brother, Jay, is the defensive line coach with the Chicago Bears.

## JEFF RODGERS COACHING BREAKDOWN

Year	School/Team	Position
2001-02	University of Arizona	Graduate Assistant
2003-04	San Francisco 49ers	Special Teams Quality Control
2005-07	San Francisco 49ers	Assistant Special Teams
2008	Kansas State	Special Teams Coordinator
2009	Carolina Panthers	Special Teams Assistant
2010	Carolina Panthers	Special Teams Coordinator
2011-14	Denver Broncos	Special Teams Coordinator
2015-17	Chicago Bears	Special Teams Coordinator
<b>2018</b>	<b>ARIZONA CARDINALS</b>	<b>SPECIAL TEAMS COORDINATOR</b>
<b>2019-</b>	<b>ARIZONA CARDINALS</b>	<b>ASST. HEAD COACH/SPECIAL TEAMS COORDINATOR</b>



## VANCE JOSEPH DEFENSIVE COORDINATOR

**COLLEGE:** Colorado  
**HOMETOWN:** Marrero, LA

**YEARS NFL/CARDINALS:** 15/1  
**DOB:** September 20, 1972

## NOTE CARDS

- Hired as Cardinals defensive coordinator on 1/11/19 after spending the previous two seasons (2017-18) as the head coach of the Denver Broncos.
- Joseph has 12 years of coaching experience on the defensive side of the ball in the NFL, including as defensive coordinator with Miami in 2016.
- In Joseph's initial season with the Broncos in 2017, Denver had the NFL's #3 ranked defense and joined Minnesota as the only teams in the NFL that season to rank in the top-five in both run defense and pass defense. The Broncos ranked #5 in run defense in '17 after finishing the previous year ranked #28 in that category.
- In 2018, the Broncos defense ranked in the top-10 in the NFL in INTs (17), takeaways (28)

and sacks (44). Rookie LB Bradley Chubb – Denver's first-round selection in the 2018 NFL Draft – led all NFL rookies with 12.0 sacks last season. Pro Bowl LB Von Miller had 14.5 sacks, tied for fourth in the NFL last season. Denver was one of three teams (Seattle, Kansas City) to have two players record double digit sacks in 2018.

- Joseph's teams have ranked in the top-10 in INTs in four of the past five seasons.
- Four different defensive backs earned a combined five Pro Bowl selections – Johnathan Joseph (2), Reggie Nelson (1), Adam Jones (1) and Walt Harris (1) – during Joseph's time coaching defensive backs in Cincinnati, Houston and San Francisco.

Vance Joseph joins the Cardinals after two seasons (2017-18) as head coach of the Denver Broncos. He is a 20-year coaching veteran, including 14 seasons in the NFL with San Francisco (2005-10), Houston (2011-13), Cincinnati (2014-15), Miami (2016) and Denver (2017-18). Joseph has

12 years of coaching experience on the defensive side of the ball in the NFL, including working as defensive coordinator with Miami in 2016. In a stretch from 2011-16, which spanned jobs in Houston, Cincinnati and Miami, Joseph's teams made the postseason five times in six seasons.



With Denver last year, Joseph helped a Broncos defense that ranked in the top-10 in the NFL in INTs (17), takeaways (28) and sacks (44) in 2018. Pro Bowl LB Von Miller had 14.5 sacks, tied for fourth in the NFL last season, first-round draft pick LB Bradley Chubb led all NFL rookies with 12.0 sacks and CB Chris Harris, Jr. was selected to his fourth Pro Bowl in 2018. Denver was one of three teams (Seattle, Kansas City) to have two players record double digit sacks in 2018.

In 2017, Joseph helped Denver's defense rank #3 in the NFL (290.0 ypg) and featured Pro Bowlers CB Aqib Talib and Miller. The Broncos joined the Vikings as the only teams in the NFL in 2017 to rank in the top-five in both run defense and pass defense. The Broncos finished #4 in pass defense (200.6 ypg) and #5 in run defense (89.4 ypg) in '17 after finishing the 2016 season ranked #28 in run defense.

As defensive coordinator with Miami in 2016, Joseph helped the Dolphins reach the postseason for the first time in eight years and had two players (Ndamukong Suh & Cameron Wake) selected to the Pro Bowl. Miami ranked #4 in third down defense (36.2%) and forced the sixth-most negative plays (107) in the NFL. The Dolphins won nine of their final 11 regular season games, forcing 21 takeaways in that span.

Prior to Miami, Joseph coached defensive backs for two seasons (2014-15) with Cincinnati, helping the Bengals to back-to-back postseason appearances. During his two seasons with Cincinnati, the Bengals led the NFL with 41 INTs. Cincinnati was the only team to post more INTs than TDs allowed (36) during that two-year stretch while holding opposing QBs to the lowest combined passer rating (77.4) in the NFL. In 2015, CB Adam Jones and S Reggie Nelson were each selected to the Pro Bowl and the Bengals won the AFC North after tying a team record with 12 regular season wins. Joseph's secondary allowed the fewest 25-yard+ passing plays (22) in the AFC that season.

The Bengals ranked #3 in the NFL in INTs in both 2014 (20) and 2015 (21) and Cincinnati recorded more INTs on defense (20) than touchdown passes allowed (18) during the '14 campaign. Four different defensive backs had multiple INTs in 2014 as the Bengals ranked #6 in the league in yards per pass attempt (6.6).

Coaching defensive backs for three seasons (2011-13) in Houston, Joseph helped the Texans rank among the top-seven defenses in the NFL each season. His secondary contributed to the team allowing the third-fewest passing yards per game (203.5) during that three-year span, helping Houston to its first two division titles (2011-12) in team history. CB Johnathan Joseph was selected to two Pro Bowls (2011-12) and was named second-team All-Pro in 2011.

In his first season as defensive backs coach with Houston, the Texans defense went from being ranked #32 in passing yards allowed in 2010 to #3 in passing yards allowed in 2011. Houston also allowed an NFL-low 51.9 completion percentage that year and finished second in yards per

pass attempt (6.2) while five different defensive backs had multiple INTs. In 2012, Houston led the NFL with 118 passes defended and set a team record with three INT returns for TDs while setting a franchise record with 12 regular season wins. Houston had the #3 ranked pass defense in 2013 and allowed the second-fewest passing first downs (158) in the NFL. Joseph assumed defensive play-calling duties the last three games of the season after defensive coordinator Wade Phillips was named interim head coach.

Joseph got his start in the NFL with San Francisco where he served as assistant defensive backs coach in 2005 before being promoted to defensive backs coach (2006-10). During Joseph's first season as defensive backs coach, CB Walt Harris earned the first Pro Bowl selection in his 11-year career after posting a career-high eight INTs.

CB Nate Clements was the co-winner of the 49ers team MVP award in 2007 after leading San Francisco with four INTs, 14 passes defended and three forced fumbles. In 2008, the 49ers secondary gave up the fewest 20+ yard pass plays (41) in the NFC while ranking #3 in the conference in red zone defense (48.1%). San Francisco finished 2009 with the #4 scoring defense (17.6 ppg) and had 33 takeaways, the fifth-most in the NFL that season.

Began his coaching career in 2000 at his alma mater, the University of Colorado, as a graduate assistant for two seasons, helping the Buffaloes to a Big 12 Championship and Fiesta Bowl appearance in 2001. He was then named the defensive backs coach at Wyoming in the spring of 2002 before returning to Colorado to serve in the same role with the Buffaloes for two seasons (2002-03). He spent the 2004 season coaching defensive backs at Bowling Green, helping the Falcons to a 9-3 record, a top-25 ranking and a victory in the GMAC Bowl.

Joseph appeared in 30 games at Colorado (1990-94), playing quarterback, running back and on special teams, and was a member of the Buffaloes 1990 National Championship team. He served as a backup to All-American QBs Darian Hagan and Kordell Stewart and completed 34-of-61 passes for 454 yards and four TDs to go along with 50 carries for 237 yards and one TD in his college career.

He converted to cornerback in the NFL and signed with the Jets as an undrafted rookie free agent in 1995. As a rookie, Joseph played in 13 games (six starts) and had 21 tackles (17 solo), two INTs and five passes defended. He played in four games with the Colts in 1996 before spending the preseason with Denver in 1997.

A native of Marrero, LA, Joseph attended Archbishop Shaw High School where he led his team to a 37-6 record in three seasons as the starting quarterback and won the 4A state championship as a sophomore. He earned USA Today honorable mention All-American honors as a senior and also lettered all four seasons in basketball.

Joseph and his wife, Holly, have a daughter, Nataly, and a son, Stone. His older brother, Mickey, a former quarterback at the University of Nebraska (1988-91), is currently the wide receivers coach at LSU.



## VANCE JOSEPH COACHING BREAKDOWN

Year	School/Team	Position
2000-01	University of Colorado	Graduate Assistant
2002-03	University of Colorado	Defensive Backs
2004	Bowling Green State	Defensive Backs
2005	San Francisco 49ers	Assistant Defensive Backs
2006-10	San Francisco 49ers	Defensive Backs
2011-13	Houston Texans	Defensive Backs
2014-15	Cincinnati Bengals	Defensive Backs
2016	Miami Dolphins	Defensive Coordinator
2017-18	Denver Broncos	Head Coach
<b>2019-</b>	<b>ARIZONA CARDINALS</b>	<b>DEFENSIVE COORDINATOR</b>

## NFL PLAYING CAREER

Year	Team	Position
1995	New York Jets	Cornerback
1996	Indianapolis Colts	Cornerback



## TOM CLEMENTS

### PASS GAME COORDINATOR/QBS

**COLLEGE:** Notre Dame

**HOMETOWN:** Pittsburgh, PA

**YEARS NFL/CARDINALS:** 21/1

**DOB:** June 18, 1953

## NOTE CARDS

- Named Cardinals pass game coordinator/quarterbacks coach on 1/22/19.
- Coached for 11 seasons with the Packers (2006-16). In his 11 seasons with Green Bay, the Packers finished top-10 in the NFL in total offense nine times, made the postseason nine times and won Super Bowl XLV following the 2010 season.
- During his tenure with the Packers, Clements helped with the development of QB Aaron Rodgers who was selected to six Pro Bowls and earned NFL MVP honors in 2011 and 2014.
- In three seasons as offensive coordinator with Green Bay (2012-14), the Packers ranked #3 in the NFL in scoring (27.8 ppg), #5 in total offense (381.9 ypg), #3 in giveaways (54) and #5 in first downs (1,048).
- The Packers finished top-10 in the NFL in scoring in each season Clements worked as offensive coordinator, including in 2014 when the Packers led the NFL with 486 points.
- Clements also coached QB Brett Favre, who in 2007 was selected to the Pro Bowl after throwing for more than 4,000 yards for the fifth time in his career and led the Packers to the NFC Championship game.

Tom Clements (CLEM-ents) is in his first season with the Cardinals after being named pass game coordinator/quarterbacks coach on 1/22/19. Clements is a 24-year coaching veteran who has spent 20 seasons as an assistant coach in the NFL, including five seasons as an offensive coordinator.

He worked for 11 seasons with Green Bay as quarterbacks coach (2006-11), offensive coordinator (2012-14) and as associate head coach/offense (2015-16). Prior to coaching with the Packers, Clements served as the offensive coordinator with Buffalo (2004-05) and as a quarterbacks coach with Pittsburgh (2001-03), Kansas City (2000) and New Orleans (1997-99).

In Clements' 11 seasons with Green Bay, the Packers finished top-10 in the NFL in total offense nine times, made the postseason nine times and

won Super Bowl XLV following the 2010 season. During his tenure with the Packers, Aaron Rodgers was selected to six Pro Bowls (2009, '11-12, '14-16) and earned NFL MVP honors in 2011 and 2014. Rodgers became the first QB in NFL history to register a 100+ rating in six consecutive seasons (2009-14).

He has coached 13 different offensive players to a total of 21 Pro Bowls and tutored five quarterbacks who had 13 total 3,000-yard passing seasons, including eight 4,000-yard campaigns.

While working as offensive coordinator with Green Bay, the Packers ranked #3 in the NFL in scoring (27.8 ppg), #5 in total offense (381.9 ypg), #3 in giveaways (54) and #5 in first downs (1,048). The Packers finished top-10 in the NFL in scoring in each of the three seasons Clem-



ents worked as offensive coordinator, including in 2014 when the Packers led the NFL with 486 points scored.

In 2016, the Packers ended the season on a six-game winning streak to clinch their eighth consecutive playoff appearance, a franchise record. Rodgers threw 15 TDs and no INTs during that six-game stretch and led the Packers to an appearance in the NFC Championship. He increased his own NFL record by posting his sixth career season with 500+ attempts and eight or fewer INTs (610 attempts/7 INTs). In 2015, the Packers tied a franchise record with eight turnover-free games and allowed just 17 giveaways, the 5th fewest in team history. Rodgers tied for the NFL lead with 39 completions of 25+ yards and was 3rd in the league in TD/INT ratio (3.88).

Selected as the NFL MVP for the second time in his career in 2014, Rodgers finished the year #2 in passer rating (112.2), #3 in TD passes (38) and had 13 games without an INT, the third-most in league history. WR Jordy Nelson set a single-season franchise record with 1,519 receiving yards and teamed with WR Randall Cobb to become the first duo in NFL history to each have 90+ receptions, 1,200+ yards and 12+ TD receptions as both were selected to the Pro Bowl. RB Eddie Lacy became just the sixth player in Packers history to record back-to-back 1,000-yard rushing seasons with 1,139 yards in 2014 after rushing for 1,178 yards as a rookie in 2013.

Green Bay led the NFL with 486 points (30.4 ppg) in 2014, the second most in team history (560 in 2011). The Packers set a new franchise record and tied for the NFL lead with only 13 giveaways and also set a franchise single-season record with 356 first downs.

In 2013, the Packers ranked #3 in the NFL with 6,404 yards of total offense, the second most in team history. Green Bay finished top-10 in the league in total passing (#6) and rushing (#7) yards for the first time since 2004 and ranked 3rd in the NFL with 76 plays of 20+ yards. They averaged 133.5 rushing yards per game that season, the team's best mark since 2003 and the sixth-best dating back to the 1970 merger. Lacy's 1,178 rushing yards were the most by a rookie in team history as he was selected to the Pro Bowl and was named NFL Offensive Rookie of the Year.

Clements coordinated a Packers offense in 2012 that finished #5 in scoring (27.1 ppg), tied for #2 in giveaways (16) and #3 in red zone efficiency (68.1%). At that time, the Packers 68.1% red zone efficiency was the team's best mark since the stat was first recorded in 1995. Rodgers led the NFL with a 108.0 passer rating for the second straight season and finished second in the league with 39 TD passes. WR James Jones led the NFL with 14 TD receptions, becoming the first Packer to lead the league in that category since WR Sterling Sharpe (18) in 1994, and TE Jeremiahs Finley set a single-season franchise record for receptions by a tight end (61).

Clements began his tenure with the Packers as quarterbacks coach in 2006 and helped Brett Favre, who in 2007 was selected to the Pro Bowl after throwing for more than 4,000 yards for the fifth time in his career and led the Packers to the NFC Championship game. Rodgers became the Packers starter in 2008 and threw for 4,038 yards, giving Green Bay consecutive seasons with a 4,000-yard passer for just the second time in team history and for the first time in league history those passers were different quarterbacks.

Rodgers earned his first MVP award in 2011 after setting an NFL single-season record with a 122.5 passer rating and franchise marks for TD passes (45), passing yards (4,643), completion percentage (68.3), yards per attempts (9.25), and 300-yard games (eight). QB Matt Flynn set a single-game Packers record with 480 passing yards and six TDs in the 2011 season finale. Combined with Rodgers five passing TDs the previous week, it marked the first time in NFL history that a team had two different QBs each throw 5+ TD passes in consecutive games.

Prior to joining Green Bay, Clements spent two seasons (2004-05) as the offensive coordinator in Buffalo, helping the Bills increase their scoring output by 152 points in his first season in 2004. RB Willis McGahee became just the fifth player in team history to register back-to-back 1,000-yard rushing seasons, and QB Kelly Holcomb set a Bills franchise single-season record with a 67.3 completion percentage in 2005.

He spent the previous seven years as a quarterbacks coach with Pittsburgh (three seasons), Kansas City (one season) and New Orleans (three seasons). Clements helped Elvis Grbac (Chiefs in 2000) and Kordell Stewart (Steelers in 2001) earn Pro Bowl selections while Tommy Maddox (Pittsburgh) was named NFL Comeback Player of the Year in 2002.

Clements got his start in coaching at his alma mater, Notre Dame, spending four seasons (1992-95) working under Lou Holtz. He began his coaching career with the Fighting Irish as the team's quarterbacks coach for three seasons before serving as wide receivers coach/assistant head coach in 1995. At Notre Dame, he coached 1993 NFL Rookie of the Year QB Rick Mirer and WR Derrick Mayes, a second-round selection of Green Bay in 1996. In addition, he tutored QB Ron Powlus, Notre Dame's career passing leader in attempts, completions, yardage and TDs at the time of his graduation.

Clements played 12 years in the Canadian Football League as a quarterback and was a seven-time divisional All-Star, 1987 CFL MVP, 1975 CFL Rookie of the Year and two-time Gray Cup Champion with Ottawa (1976) and Winnipeg (1984), earning the Outstanding Offensive Player award in each game. He played with the Ottawa Rough Riders (1975-78), Saskatchewan Roughriders (1979), Hamilton Tigers-Cats (1981-82) and Winnipeg Blue Bombers (1983-87) in his CFL career and completed 2,807-of-4,657 attempts (60.3%) for 39,041 yards and 252 TDs. Clements was inducted into the CFL Hall of Fame in 1994. He spent the 1980 season with the Kansas City Chiefs.

As a college player, Clements was a three-year starter at Notre Dame (1972-74) under Ara Parseghian and led the Irish to a 29-5 record, including an undefeated national championship season in 1973. An All-American in 1974, Clements finished fourth in Heisman Trophy voting that season. He received a bachelor's degree in Economics from Notre Dame in 1975.

Following his playing days, Clements, a licensed attorney, worked from 1988-92 for Bell, Boyd & Lloyd (now known as K&L Gate), a Chicago-based law firm. He pursued his law degree during his playing days and graduated magna cum laude from Notre Dame Law School in 1986. While working on Notre Dame's staff in 1994, Clements served as an adjunct associate professor of law where he taught "Sports and the Law."

Clements and his wife, Kathe, have a daughter, Stevie, and a son, Tommy.





## TOM CLEMENTS COACHING BREAKDOWN

Year	School/Team	Position
1992-94	Notre Dame	Quarterbacks
1995	Notre Dame	Wide Receivers/Assistant Head Coach
1997-99	New Orleans Saints	Quarterbacks
2000	Kansas City Chiefs	Quarterbacks
2001-03	Pittsburgh Steelers	Quarterbacks
2004-05	Buffalo Bills	Offensive Coordinator
2006-11	Green Bay Packers	Quarterbacks
2012-14	Green Bay Packers	Offensive Coordinator
2015-16	Green Bay Packers	Associate Head Coach/Offense
2019-	ARIZONA CARDINALS	PASS GAME COORDINATOR/QUARTERBACKS

## NFL PLAYING CAREER

Year	Team	Position
1980	Kansas City Chiefs	Quarterback



## CHRIS ACHUFF

### DEFENSIVE LINE

**COLLEGE:** Bloomsburg

**HOMETOWN:** Bellefonte, PA

**YEARS NFL/CARDINALS:** 2/2

**DOB:** September 18, 1975

Long-time college assistant coach Chris Achuff (A-cuff) enters his second season with the Cardinals after joining Arizona's staff on 2/14/18. He originally joined the Cardinals last year as assistant defensive line coach and was promoted to defensive line coach in 2019.

With the Cardinals last season, DE Chandler Jones had a team-leading 13.0 sacks as Arizona tied for 5th in the NFL with 49 sacks in 2018. The 49 sacks were the fourth-best single-season total in team history. Combined with his 11 sacks in 2016 and 17 sacks in 2017, Jones became the first player in franchise history to record 10+ sacks in three consecutive years.

Achuff joined the Cardinals in 2018 after spending 19 years coaching at the collegiate level. In his career, he coached the defensive line at Baylor (2008-16), Tennessee-Martin (2006-07), Charleston Southern (2005) and Tennessee-Chattanooga (2004).

During his tenure at Baylor, the Bears won back-to-back Big 12 Conference championships (2012-13) and Achuff coached three All-Americans and 12 all-conference selections. DT Phil Taylor was a first-round pick of Cleveland in 2011 and DT Andrew Billings was the 2015 Big 12 co-Defensive Player of the Year and the Defensive Lineman of the Year while also being named an All-American. Billings was drafted by Cincinnati in the fourth round of the 2016 NFL Draft.

Prior to coaching for nine seasons at Baylor, Achuff worked two years at Tennessee-Martin, helping the Sky-hawks win the Ohio Valley Conference title and advance to the NCAA FCS Playoffs with a 9-3 record in 2006. Tennessee-Martin led the OVC and ranked 17th nationally in run defense (112.9 ypg) and sixth nationally in total defense en route to its league title that season.

While at Charleston Southern in 2005, Achuff helped the Buccaneers win their first conference championship while also achieving the first winning record (7-4) in school history. CSU was named the Division I-AA team of the year by the College Sports Report in 2005. Achuff spent the 2004 season coaching at Tennessee-Chattanooga after working for two seasons as a graduate assistant at Penn State.

He began his coaching career at his alma mater, Bloomsburg University, as a student assistant working with the team's linebackers in 1998. Achuff then coached outside linebackers and led the school's strength and conditioning program at Bryant College in 1999. He then worked for two seasons at Kutztown (2000-01) in charge of linebackers and strength and conditioning. Achuff spent the 2017 season at Navarro (TX) Junior College working with the defensive line.

Achuff played linebacker and was a standout on special teams at Bloomsburg (1994-97) where he was a part of four PSAC championship teams. He and his wife, Kim, have one daughter, Julia, and two sons, Carter and Tyler.

## CHRIS ACHUFF COACHING BREAKDOWN

Year	School/Team	Position
1999	Bryant College	Outside LBs/Strength and Conditioning
2000-01	Kutztown University	Linebackers/Strength and Conditioning
2002-03	Penn State	Graduate Assistant
2004	Univ. of Tennessee-Chattanooga	Defensive Line
2005	Charleston Southern	Defensive Line/Strength and Conditioning
2006-07	University of Tennessee-Martin	Defensive Line/Strength and Conditioning
2008-16	Baylor University	Defensive Line
2017	Navarro Junior College	Defensive Line
2018	ARIZONA CARDINALS	ASSISTANT DEFENSIVE LINE
2019-	ARIZONA CARDINALS	DEFENSIVE LINE



## PETER BADOVINAC

### ASSISTANT WIDE RECEIVERS

**COLLEGE:** Michigan State  
**HOMETOWN:** Hoffman Estates, IL

**YEARS NFL/CARDINALS:** 1/1  
**DOB:** October 6, 1989

Peter Badovinac (buh-DOE-vuh-nack) joined the Cardinals as assistant wide receivers coach on 2/6/19 after working for six seasons at the college level.

A former quarterback at Michigan State (2010-12), Badovinac spent the 2018 season as a defensive graduate assistant at Ohio State, helping the Buckeyes win the Big Ten Championship and beat Washington in the Rose Bowl. He was named a defensive graduate assistant at the University of Oklahoma prior to joining the Cardinals.

Badovinac went to Ohio State after working for three years (2015-17) as linebackers coach at Missouri State. He coached 2016 consensus All-American linebacker Dylan Cole who became the first Bear to be named a finalist for the Buck Buchanan Award after leading the nation in tackles per game (15.0). Under Badovinac's guidance, Cole was a two-time first-team all-conference selection.

He started his playing career at Drake (2008-09) prior to transferring to play for the Spartans. Following his playing career, he worked for two years at the University of Missouri, helping the Tigers to a 22-5 record and back-to-back SEC East titles. He started as a recruiting graduate assistant at Missouri prior to serving as a defensive graduate assistant for two seasons (2013-14).

Badovinac played at Drake in 2009 after redshirting in 2008 when he was named to the Pioneer Football League Fall Academic Honor Roll. He transferred to Michigan State in 2010 and played two seasons with the Spartans. Badovinac was a three-year starter at Loyola Academy (Wilmette, IL) and was named the Chicago Catholic League Offensive Player of the Year in 2007.

He graduated from Michigan State with a bachelor's degree in Business in 2012 and earned a master's degree in Education and School Counseling from Missouri in 2014.

#### PETER BADOVINAC COACHING BREAKDOWN

Year	School/Team	Position
2013-14	University of Missouri	Defensive/Recruiting Graduate Assistant
2015-17	Missouri State	Linebackers
2018	Ohio State	Defensive Graduate Assistant
2019-	ARIZONA CARDINALS	ASSISTANT WIDE RECEIVERS



## CHARLIE BULLEN

### ASSISTANT LINEBACKERS

**COLLEGE:** Iowa  
**HOMETOWN:** Palatine, IL

**YEARS NFL/CARDINALS:** 8/1  
**DOB:** September 28, 1984

Charlie Bullen enters his first season with Arizona and eighth in the NFL after joining the Cardinals staff as assistant linebackers coach on 2/6/19.

Bullen spent the last seven seasons with Miami, including the past three seasons (2016-18) as the Dolphins assistant linebackers coach. He originally joined the Dolphins in 2012 as a defensive assistant before being promoted to assistant defensive line coach in 2013 where he coached for three seasons (2013-15). He worked under Cardinals defensive coordinator Vance Joseph, who held the same post in Miami during the 2016 season.

Dolphins LB Kiko Alonso totaled 100+ tackles in each of Bullen's three seasons (2016-18) working with the linebackers. Last year, Alonso led the team and tied for 10th in the NFL with a career-high 125 tackles, the most by a Dolphins linebacker since Karlos Dansby in 2012. He was the only NFL player with at least 100 tackles, three INTs and three forced fumbles in 2018.

In 2017, Bullen's unit rotated five different starting linebackers, including an undrafted rookie free agent (Chase Allen) in the season-opener. Alonso had 115 tackles in both 2016 and 2017, which ranked ninth and eighth, respectively, in the AFC in those two seasons.

During his first season as assistant linebackers coach in 2016, Miami won nine of its last 11 games to clinch its first playoff birth since 2008. The Dolphins defense held opponents to a 36.2% third down conversion rate in 2016, which ranked 4th in the NFL, and forced 21 turnovers in its final 11 games, the league's 4th most in that span. Alonso was a key contributor to that run, scoring a go-ahead TD on an INT return with 1:01 to play in Week 10 at San Diego. He also became the first Dolphins linebacker since at least 1993 with an INT and fumble recovery in a game.

As a defensive line assistant for three seasons, Deshaun Watson (27.0) and Olivier Vernon (25.5) ranked 10th and tied for 12th, respectively, for the most



sacks in the NFL from 2013-15. No other NFL team had multiple players in the top-20 in sacks during that stretch. Wake was selected to the Pro Bowl in back-to-back seasons (2013-14) while working with Bullen. In 2015, Wake had seven sacks in seven games – including four in Week 6 at Tennessee – during an injury-shortened season, joining Julius Peppers as the only NFL players with at least seven sacks in each of the previous six seasons (2010-15). Vernon (7.5), Wake (7.0) and Ndamukong Suh (6.0) were one of just four NFL trios of teammates with at least six sacks each that season.

The defensive line totaled 30.5 of Miami's 39 sacks in 2014, including a team-high 11.5 from Wake. Vernon added 6.5 sacks, which brought his career total to 21.5, tied for the second-most by a Dolphin in his first three NFL seasons. The Dolphins defensive line had 34 of Miami's 42 sacks in 2013, including a team-high 11.5 by Vernon and 8.5 from Wake. It was the first time in franchise history that the Dolphins had at least 40 sacks in three consecutive seasons (2011-13), and Miami was one of just four teams to accomplish the feat during that span.

During Bullen's first season in Miami, the Dolphins ranked #7 in the NFL and #3 in the AFC in scoring defense (19.8 ppg) and its red zone defense (opponents scored TDs on just 42.6% of their red zone possessions) led the league. Bullen worked primarily with the defensive line, which featured two Pro Bowlers in Randy Starks and Wake, who led the team with a career-high 15.0 sacks, the fourth most in the NFL that season and sixth highest single-season total in team history.

Prior to working with the Dolphins, Bullen coached for three seasons (2009-11) as a graduate assistant working with defensive backs at his alma mater, the University of Iowa. He also served as a student assistant for two seasons (2007-08), working with Iowa's quarterbacks while working on his bachelor's degree. In 2006, he served as a volunteer assistant at Iowa City High School working with the team's quarterbacks.

Before attending Iowa, Bullen played quarterback at Harper (IL) College and St. Norbert (WI) College. He earned a bachelor's degree from Iowa in Finance in 2008 and a master's degree in Sports Management in 2011. Along with his wife, Megan, they have two daughters, Elle and Berkley.

## CHARLIE BULLEN COACHING BREAKDOWN

Year	School/Team	Position
2007-08	University of Iowa	Student Assistant
2009-11	University of Iowa	Graduate Assistant
2012	Miami Dolphins	Defensive Assistant
2013-15	Miami Dolphins	Assistant Defensive Line
2016-18	Miami Dolphins	Assistant Linebackers
2019-	ARIZONA CARDINALS	ASSISTANT LINEBACKERS



## BILL DAVIS LINEBACKERS

**COLLEGE:** Cincinnati

**HOMETOWN:** Youngstown, OH

**YEARS NFL/CARDINALS:** 25/5

**DOB:** November 5, 1965

Bill Davis returns to the Cardinals to coach linebackers for his second tenure with the team after previously working as Arizona's defensive coordinator (2009-10) and linebackers coach (2007-08). He re-joined the organization on 1/11/19.

Davis has 24 years of coaching experience in the NFL, including seven seasons of experience as a defensive coordinator with Arizona, Philadelphia and San Francisco. He spent the past two seasons (2017-18) as linebackers coach at Ohio State after working as an analyst in 2016, helping the Buckeyes to Big Ten championships in each of the past two years, a Rose Bowl victory over Washington last season and a spot in the college football playoff following the 2017 season. Davis has worked with nine (Arizona, Pittsburgh, Carolina, Cleveland, Green Bay, Atlanta, New York Giants, San Francisco, Philadelphia) NFL teams during his coaching career and helped 11 different players combine for 16 Pro Bowls selections.

Prior to his tenure at Ohio State, Davis spent three years as the defensive coordinator with the Eagles (2013-15). With Philadelphia in 2014, he helped the

Eagles defense tie for 2nd in the NFL in sacks (49), rank 5th in rush yards per attempt and tie for 6th in takeaways (28), including an NFL-high 23 forced fumbles. In 2015, DT Fletcher Cox and S Malcolm Jenkins were both selected to the Pro Bowl, while LB Connor Barwin was selected in 2014.

Davis spent two seasons (2011-12) as the linebackers coach with Cleveland, his second stint with the Browns after working as the assistant linebackers coach in 1999. Davis went to Cleveland following four seasons with the Cardinals, including his final two years as Arizona's defensive coordinator. He came to Arizona as linebackers coach in 2007 and was part of the Cardinals Super Bowl XLIII team in 2008 before being elevated to defensive coordinator in 2009.

In Davis' first year as defensive coordinator with the Cardinals in 2009, his unit allowed 325 points, the fifth-lowest total for the franchise since the NFL went to a 16-game schedule in 1978. The Cardinals also had 21 INTs during the regular season, the team's highest total since intercepting 23 passes in 1994. Arizona's defense finished 6th in the NFL with 43 sacks, the



third-highest total (59 in 1983, 55 in 1984) for the team since sacks became an official stat in 1982. S Adrian Wilson, DT Darnell Dockett, S Antrel Rolle and CB Dominique Rodgers-Cromartie were all selected for the Pro Bowl that season.

In his two seasons as linebackers coach for the Cardinals (2007-08), LBs Karlos Dansby and Gerald Hayes both eclipsed 100 tackles each year, with Dansby leading the team in 2007 (117 tackles) and setting a new career-high in 2008 (128 tackles). Hayes' 107 tackles in 2008 marked the third season that he recorded over 100 tackles during his career. During Davis' first season in Arizona, LB Calvin Pace had more than 100 tackles for the first time in his career (106) while also collecting 6.5 sacks to finish second on the team.

Davis went to Arizona after two seasons as the 49ers defensive coordinator (2006-07). In 2006, CB Walt Harris was selected to his first Pro Bowl after tying Charles Woodson for the NFC lead with eight INTs, including one returned for a TD. Harris also led San Francisco with five forced fumbles and two fumble recoveries. LB Brandon Moore had a breakout season with a team, posting a career-high 114 tackles (67 solos) and leading the team with 6.5 sacks.

Prior to the 49ers, Davis spent one season (2004) as linebackers coach for the New York Giants. Before that, he spent three seasons as Atlanta's linebackers coach and helped LB Keith Brooking earn three Pro Bowl selections in each season under Davis.

After beginning his coaching career as a graduate assistant at Michigan State, Davis joined the NFL

in 1992 as a defensive assistant with the Pittsburgh Steelers under Bill Cowher. With a playing and coaching career primarily on the offensive side of the ball, Davis worked for three seasons with the Steelers on the defensive side of the ball. As a defensive assistant coach, Davis sat in meeting rooms with a list of former and current head coaches including Cowher, Dom Capers, Marvin Lewis and Dick LeBeau.

Following Pittsburgh, Davis spent four seasons (1995-98) as the outside linebackers coach with the Carolina Panthers under Capers. In 1996, LBs Kevin Greene and Lamar Lathon finished first and second in the NFL in sacks, with 14.5 and 13.5 respectively. Each made the Pro Bowl and the second-year Panthers advanced to the NFC Championship Game.

After leaving Carolina, Davis spent one year in Cleveland (1999) and the 2000 season with Green Bay as a defensive assistant/defensive line.

Davis gained valuable experience as a ball boy under Dick Vermeil (Philadelphia) and Don Shula (Miami) while his father, Bill, Sr., served 13 years in the NFL, including six years as Cleveland's VP of Player Personnel.

A native of Youngstown, OH, Davis was a college QB and WR at the University of Cincinnati from 1985-88. He also spent time in training camp as a wide receiver with the Miami Dolphins. He earned a bachelor's degree from Cincinnati in 1989 and a master's degree from Michigan State in 1991.

Davis and his wife, Sherry, have four daughters, Monica, Brooke and twins Grace and Ava, and a son, Billy.

## BILL DAVIS COACHING BREAKDOWN

Year	School/Team	Position
1991	Michigan State University	Graduate Assistant
1992-94	Pittsburgh Steelers	Defensive Assistant
1995-98	Carolina Panthers	Outside Linebackers
1999	Cleveland Browns	Defensive Assistant/Linebackers
2000	Green Bay Packers	Defensive Assistant/Defensive Line
2001-03	Atlanta Falcons	Linebackers
2004	New York Giants	Linebackers
2005-06	San Francisco 49ers	Defensive Coordinator
<b>2007-08</b>	<b>ARIZONA CARDINALS</b>	<b>LINEBACKERS</b>
<b>2009-10</b>	<b>ARIZONA CARDINALS</b>	<b>DEFENSIVE COORDINATOR</b>
2011-12	Cleveland Browns	Linebackers
2013-15	Philadelphia Eagles	Defensive Coordinator
2016	Ohio State University	Analyst
2017-18	Ohio State University	Linebackers
<b>2019-</b>	<b>ARIZONA CARDINALS</b>	<b>LINEBACKERS</b>





## ROB GROSSO

### DEFENSIVE QUALITY CONTROL

**COLLEGE:** John Carroll University

**HOMETOWN:** Buffalo, NY

**YEARS NFL/CARDINALS:** 2/1

**DOB:** September 22, 1993

Rob Grosso begins his first season as defensive quality control coach after joining the Cardinals staff on 2/6/19.

Grosso came to Arizona after working as the assistant to the head coach under Vance Joseph in Denver in 2018. He was elevated to that position after previously serving as an operations intern with the Broncos during the 2017 season.

A former wide receiver at John Carroll University (2011-13), Grosso worked with the Arizona Rattlers of the Indoor Football League during the 2017 season as a coaching/player personnel intern. With the Rattlers, Grosso assisted with the defensive line, running backs

and special teams.

Grosso got his start in the NFL with Denver for two summers (2015-16) as a training camp operations intern before working as a volunteer assistant scout with the Saskatchewan Rough Riders (2016-17) and as a scout for Sports Info Solutions in 2016. He worked as a student coaching/recruiting assistant at John Carroll (2014-16) following his playing career.

A native of Buffalo, NY, Grosso received a bachelor's degree in Business Administration and Management from John Carroll in 2015. He attended Bishop Timon-St. Jude High School in Buffalo where he played football.

### ROB GROSSO COACHING BREAKDOWN

Year	School/Team	Position
2018	Denver Broncos	Assistant to the Head Coach
2019–	ARIZONA CARDINALS	DEFENSIVE QUALITY CONTROL



## STEVE HEIDEN

### TIGHT ENDS

**COLLEGE:** South Dakota State

**HOMETOWN:** Rushford, MN

**YEARS NFL/CARDINALS:** 18/7

**DOB:** September 21, 1976

Long-time NFL tight end Steve Heiden enters his seventh season with Arizona and first as tight ends coach after being promoted in January, 2019. He spent last season as the Cardinals assistant offensive line coach and five years (2013-17) as an assistant special teams/assistant tight ends coach following his hiring on 2/5/13.

In 2017 while assisting Cardinals tight ends, undrafted rookie TE Ricky Seals-Jones became just the third rookie tight end in franchise history with at least three TD catches in a season. His three TD catches ranked fourth among rookie tight ends that season.

Arizona finished the 2016 season with 418 points, the fourth-best total in team history, while having the #9 ranked offense in the NFL. It was the second straight season the Cardinals had a top-10 offense. RB David Johnson set franchise records and led the NFL with 2,118 scrimmage yards (1,239 rushing, 879 receiving) and 20 TDs, including a team-record 16 rushing TDs.

In 2015, the Cardinals had the top ranked offense in the NFL for the first time in team history and established single-season records for points (489), TDs (59), TD passes (35), total net yards (6,533), first downs (373) and first downs passing (237).

After playing in the NFL for 11 seasons (1999-2009), Heiden entered the coaching ranks in 2012 as tight ends coach at Concordia University in St. Paul, MN.

A third-round selection (69th overall) of the Chargers in the 1999 NFL Draft out of South Dakota State, Heiden spent three years in San Diego (1999-2001) before being traded to Cleveland where he played eight seasons with the Browns (2002-09). Over his NFL career, Heiden played 148 games with 83 starts and totaled 201 receptions for 1,689 yards and 14 TDs.

In 2004, Heiden set a career high with five TD receptions, which included a franchise-record-tying three TDs in one game (@ Cincinnati, 11/28/04). He enjoyed his most productive season statistically in 2005 when he started 13 games and had 43 catches for 401 yards.

A native of Rushford, MN, Heiden played college football at South Dakota State and totaled 112 receptions for 1,499 yards and eight TDs. He earned first-team All-North Central Intercollegiate Athletic Conference honors as a senior in 1998 and was voted second-team All-American by The Sports Network. He is one of only 29 players in school history to be selected in the NFL Draft.

Heiden and his wife, Jessica, have two daughters, Madison and Presley, and a son, Walker.



## STEVE HEIDEN COACHING BREAKDOWN

Year	School/Team	Position
2012	Concordia University	Tight Ends
2013–17	ARIZONA CARDINALS	ASST. SPECIAL TEAMS/ASST. TIGHT ENDS
2018	ARIZONA CARDINALS	ASSISTANT OFFENSIVE LINE
2019–	ARIZONA CARDINALS	TIGHT ENDS

## NFL PLAYING CAREER

Year	School/Team	Position
1999–2001	San Diego Chargers	Tight End
2002–09	Cleveland Browns	Tight End



## SEAN KUGLER OFFENSIVE LINE

**COLLEGE:** University of Texas-El Paso  
**HOMETOWN:** Lockport, NY

**YEARS NFL/CARDINALS:** 13/1  
**DOB:** August 9, 1966

Sean Kugler (KOOG-ler) enters his first season as Arizona's offensive line coach after he was hired on 1/13/19. A 29-year coaching veteran, Kugler has spent 12 seasons as an assistant in the NFL having previously coached with Detroit (2001-05), Buffalo (2007-09) and Pittsburgh (2010-12) in addition to last season with Denver as the Broncos offensive line-guards/centers coach.

With Denver last season, Kugler's offensive line helped undrafted rookie RB Phillip Lindsay rush for 1,034 yards on his way to becoming the NFL's first offensive undrafted rookie to make the Pro Bowl. Lindsay's 1,034 rushing yards were the second most in NFL history for an undrafted rookie. Denver's offensive line allowed just 34 sacks last season after allowing 52 in 2017 prior to Kugler's arrival.

Kugler coached the Steelers offensive line for three seasons (2010-12) as they averaged more than 350 yards per game and made the postseason twice in that span. Pittsburgh's offensive line helped RB Rashard Mendenhall (1,273 yards) go over 1,000 rushing yards in 2010 as the Steelers advanced to Super Bowl XLV. Center Maurkice Pouncey made his first three Pro Bowls (2010-12) under Kugler in addition to being named an All-Pro selection each season.

Prior to working in Denver in 2018, Kugler was the head coach for his alma mater, the University of Texas-El Paso for five seasons (2013-17). He coached two All-Americans, RB Aaron Jones and G Will Hernandez, and nine first or second team All-Conference USA selections. Jones ranked second in the nation in rushing (1,773 yards) in 2016 and set a school career-record with 4,114 rushing yards while Hernandez was named an All-American twice (2016-17). Kugler led the Miners to the New Mexico Bowl in 2014 and his team achieved a perfect APR academic score of 1,000 and had the highest GPA and graduation rates in school history.

He tutored the Bills offensive line for three seasons (2007-09) and his unit blocked for a 1,000-yard rusher each season (Marshawn Lynch 2007-08; Fred

Jackson 2009) he was in Buffalo. Under Kugler, T Jason Peters made his first two career Pro Bowls (2007-08), and in 2007 the Bills set a team record by giving up only 26 sacks.

Kugler spent one season at Boise State (2006) as assistant head coach/offensive line and helped the Broncos to a 13-0 record and the school's first-ever BCS Bowl game berth in a win over Oklahoma at the Fiesta Bowl at State Farm Stadium. He coached All-WAC and Denver first-round selection OL Ryan Clady and helped RB Ian Johnson lead the nation with 25 rushing TDs and finish second in rushing yards (1,755). Prior to Boise State, Kugler spent five seasons with the Lions as tight ends coach (2001-03) while adding offensive line responsibilities between 2004-05. Lions running backs James Stewart (2002) and Kevin Jones (2004) each rushed for over 1,000 yards during Kugler's tenure.

Following three seasons (1990-92) coaching high school football in Florida while completing a bachelor's degree in Education from the University of South Florida, Kugler returned to UTEP and worked for eight seasons with the offensive line (1995-2000), tight ends/assistant strength and conditioning (1994) and graduate assistant/defensive line (1993). UTEP won the WAC championship in 2000 and played in the Humanitarian Bowl vs. Boise State that season.

Kugler played on the offensive line at UTEP where his position coach with the Miners was current Chiefs head coach Andy Reid. He signed with Pittsburgh as an undrafted rookie free agent in 1989 and played one season with the Sacramento Surge of the World League of American Football (1991) before starting his coaching career. A Lockport, NY native, Kugler is married to his wife, Monica and has two sons, Robert and Patrick, and a daughter, Kali in addition to a stepson, Javier. Robert (Purdue) and Patrick (Michigan) each played collegiately at center. Patrick is currently the offensive line coach at Howard, Robert is an offensive line graduate assistant at the University of Washington and Kali is a student at Loyola-Chicago.



## SEAN KUGLER COACHING BREAKDOWN

Year	School/Team	Position
1990-91	Tech H.S.	Offensive Line/Defensive Line
1992	Gaither H.S.	Offensive Line/Strength & Conditioning
1993	University of Texas-El Paso	Graduate Assistant/Defensive Line
1994	University of Texas-El Paso	Tights Ends/Asst. Strength & Conditioning
1995-2000	University of Texas-El Paso	Offensive Line
2001-03	Detroit Lions	Tight Ends
2004-05	Detroit Lions	Offensive Line/Tight Ends
2006	Boise State	Assistant Head Coach/Offensive Line
2007	Buffalo Bills	Assistant Offensive Line
2008-09	Buffalo Bills	Offensive Line
2010-12	Pittsburgh Steelers	Offensive Line
2013-17	University of Texas-El Paso	Head Coach
2018	Denver Broncos	Offensive Line-Guards/Centers
<b>2019-</b>	<b>ARIZONA CARDINALS</b>	<b>OFFENSIVE LINE</b>



## RANDALL McCRAY ASSISTANT SPECIAL TEAMS

**COLLEGE:** Appalachian State  
**HOMETOWN:** Monroe, NC

**YEARS NFL/CARDINALS:** 2/2  
**DOB:** August 19, 1969

A college assistant for 26 seasons, Randall McCray enters his second season in the NFL as assistant special teams coach with the Cardinals after being hired on 2/14/18.

During McCray's first season in Arizona, the Cardinals had the NFL's 5th ranked special teams unit in 2018 after finishing #30 in 2017. P Andy Lee led the NFL and established a Cardinals single-season record with a 48.6-yard punting average. Undrafted rookie LB Zeke Turner led the NFL with 13 solo special teams tackles while fellow undrafted rookie LB Dennis Gardeck led all NFL rookies with 388 special teams snaps. In the Cardinals season finale at Seattle, Gardeck had a deflected punt and recovered a Cameron Malveaux blocked punt in the end zone for a touchdown. It was Arizona's first blocked punt for a touchdown since 2008.

McCray came to Arizona in 2018 after spending two years as Texas State's assistant head coach, defensive coordinator and linebackers coach. While at Texas State, McCray helped Bryan London II get named All-Sun Belt Conference second-team in 2016 after ranking third nationally by averaging 11.8 tackles and 6.9 solo stops per game. London II led the Sun Belt in solo tackles and was second among league leaders in total tackles while also having two forced fumbles.

McCray went to Texas State after working for three seasons (2013-15) as the defensive coordinator and secondary coach at Gardner-Webb. During those three seasons, the defense held 13 different opponents to fewer than 100 yards rushing. DT O.J. Mau earned All-America honors for the third straight season in 2015 and DE Shaq Riddick earned FCS All-American honors and was fifth in the final voting for the Buck Buchanan Award in 2013. Gardner-Webb had 12 All-Big South defensive players during that span.

In 2013, Gardner-Webb's defense was one of the most improved FCS units when it moved up 96 spots from the previous year and finished in the top-five in total defense. The Bulldogs set a Big South record by allowing just 296.8 yards per game and led the conference in rush defense (122.5 yards per game), pass defense (174.2 yards per game) and pass efficiency defense. They also led the league in opponent first downs, third down conversion rate, sacks and fourth down conversion rate. In 2015, Gardner-Webb finished in the top-15 in the nation in total defense.

Prior to Gardner-Webb, McCray worked in 2011 as the special teams coordinator and outside linebackers coach at Pittsburgh, helping the Panthers play in the BBVA Compass Bowl. In 2010, McCray served as defensive coordinator at Middle Tennessee State as the Blue Raiders led the Sun Belt Conference and ranked 10th nationally in tackles for loss and 17th in sacks to earn a spot in the GoDaddy.com Bowl. The Blue Raiders ranked second in the conference in scoring defense, passing yards allowed and pass efficiency defense and Jamari Lattimore earned Sun Belt Defensive Player of the Year honors. DBs Rod Issac and Jeremy Kellem also earned All-Sun Belt first-team honors and DL Dwight Smith was named honorable mention. Issac was later drafted in the fifth round (147th overall) of the 2011 NFL Draft by Jacksonville, the highest pick for a Blue Raider since 2003.

McCray spent four years (2006-09) at Wisconsin, coaching the defensive line his first two seasons (2006-07) before overseeing outside linebackers/recruiting coordinator in 2008 and safeties in 2009. During his four seasons in Madison, McCray helped the Badgers win 38 games. In his first season in 2006, Wisconsin ranked second nationally in scoring defense and finished fifth nationally in total defense while



Matt Shaughnessy and Jason Chapman were named All-Big Ten. Shaughnessy and Nick Hayden earned All-Big Ten selections and Kirk DeCremer was named to the freshman All-American squad in 2007.

As a recruiter, McCray's 2008 signees included 2012 Doak Walker Award winner and two-time All-America RB Montee Ball – who finished as the NCAA's career TD leader (83) – first-team All-Big Ten C Travis Frederick and All-Big Ten LB Chris Borland. Under McCray's guidance, LBs DeAndre Levy and Jonathan Casillas earned All-Big Ten honors in 2008. In 2009, safeties Jay Valai and Chris Maragos captured All-Conference honors and Wisconsin's defense held every Big Ten opponent it faced to fewer than 100 yards rushing. Six of McCray's players went on to play in the NFL: Shaughnessy, Levy, Hayden, Casillas, Maragos and O'Brien Schofield.

Prior to coaching with the Badgers, McCray spent three seasons at Toledo (2003-05), mentoring the defensive line and linebackers. In 2005, the Rockets were co-champs of the MAC West, finishing 9-3 and beating UTEP in the GMAC Bowl after finishing with one of the nation's top-25 teams in total defense. The Rockets led the conference in scoring defense, total defense, pass efficiency defense and sacks – and were second in the league in rushing defense. McCray also helped Toledo win the 2004 MAC title while LBs Brock Dodrill and Keon Jackson earned All-MAC honors in 2003 and 2004, respectively.

He was an assistant head coach and defensive coordinator at Illinois State in 2002 after working

as the Redbirds linebackers coach for two seasons (2000-01). In 2002, LB Boomer Grigsby earned first-team All-America honors, was named the Gateway Conference Defensive Player of the Year and finished third in voting for the Buck Buchanan Award after leading the nation with 179 total tackles (108 solo). He was drafted in the fifth round (138th overall) of the 2005 NFL Draft by the Kansas City Chiefs. McCray also tutored Illinois State All-American LB Galen Scott in 2000.

Prior to his tenure at Illinois State, McCray coached for three seasons at Murray State (1997-99), the first two as inside linebackers coach before adding defensive coordinator duties in 1999. He tutored All-American LB Ronnie Merritt in 1997 as Murray State finished with the second ranked total defense in the nation. He was also defensive ends coach at Bethune-Cookman (1996), a quality control coach at Clemson (1995) and defensive line coach at UT Chattanooga (1993-94). McCray began his coaching career as a graduate assistant at South Carolina (1991-92).

McCray was a two-year letterman as a linebacker and running back at Appalachian State. He played on the Mountaineers 1987 Southern Conference championship team and played on two teams that advanced to the I-AA playoffs. The Monroe, N.C. native graduated from Appalachian State in 1991 with a degree in Communications and earned a master's in Higher Education at South Carolina. McCray and his wife, Michelle, have a son, Matt, and a daughter, Mallory.

## RANDALL MCCRAY COACHING BREAKDOWN

Year	School/Team	Position
1991-92	University of South Carolina	Graduate Assistant
1993-94	Univ. of Tennessee-Chattanooga	Defensive Line
1995	Clemson	Quality Control
1996	Bethune-Cookman University	Defensive Ends
1997-98	Murray State	Inside Linebackers
1999	Murray State	Defensive Coordinator/Inside Linebackers
2000-01	Illinois State	Linebackers
2002	Illinois State	Asst. Head Coach/Defensive Coordinator
2003-05	University of Toledo	Defensive Line/Linebackers
2006-07	University of Wisconsin	Defensive Line
2008	University of Wisconsin	Outside Linebackers/Recruiting Coordinator
2009	University of Wisconsin	Safeties
2010	Middle Tennessee State	Defensive Coordinator
2011	University of Pittsburgh	Special Teams Coordinator/Linebackers
2013-15	Gardner-Webb University	Defensive Coordinator/Secondary
2016-17	Texas State	Asst. Head Coach/Defensive Coordinator/LBs
2018-	ARIZONA CARDINALS	ASSISTANT SPECIAL TEAMS





## RUSTY McKINNEY

### DEFENSIVE ASSISTANT

**COLLEGE:** Towson

**HOMETOWN:** Fairfax County, VA

**YEARS NFL/CARDINALS:** 6/1

Rusty McKinney is in his first season with the Cardinals as a defensive assistant after joining the staff on 2/12/19. He came to Arizona after spending the past three seasons as a defensive quality control coach with Miami, including working under Cardinals defensive coordinator Vance Joseph, who held the same position with the Dolphins in 2016.

Dolphins LB Kiko Alonso totaled 100+ tackles in each of the past three seasons (2016-18) and last year, he led the team and tied for 10th in the NFL with a career-high 125 tackles, the most by a Dolphins linebacker since Karlos Dansby in 2012. Alonso was the only NFL player with at least 100 tackles, three INTs and three forced fumbles in 2018.

In 2016, Miami won nine of its last 11 games to clinch its first playoff birth since 2008. The Dolphins defense held opponents to a 36.2% third down conversion rate in 2016, which ranked 4th in the NFL, and forced 21 turnovers in its final 11 games, the league's 4th most in that span. DE Cameron Wake and DT Ndamukong Suh were both selected to the Pro Bowl.

McKinney started in the NFL with Cleveland as a coaching intern for two seasons (2014-15). Prior to working with the Browns, he coached for five seasons (2009-13) at Bentley University. He spent his first four seasons as the Falcons special teams coordinator and linebackers coach and was elevated to defensive coordinator in 2013. McKinney started his coaching career in 2008 at Saint Anselm (NH) College as the team's outside linebackers coach.

He was a four-year letterman as a linebacker at Towson (1998-2001) and was the recipient of the Doc Minnegan Award as the team's MVP in 2001. McKinney served as a team captain as a senior and was a second-team All-Patriot League selection in his final two seasons (2000-01).

McKinney earned a bachelor's degree from Towson in Business Administration in 2002 and an associate's degree in Culinary Arts from Johnson and Wales in 2004.

### RUSTY McKINNEY COACHING BREAKDOWN

Year	School/Team	Position
2008	Saint Anselm	Outside Linebackers
2009-12	Bentley University	Special Teams Coordinator/Linebackers
2013	Bentley University	Defensive Coordinator/Linebackers
2014-15	Cleveland Browns	Coaching Intern
2016-18	Miami Dolphins	Defensive Quality Control
2019-	ARIZONA CARDINALS	DEFENSIVE ASSISTANT



## BUDDY MORRIS

### STRENGTH AND CONDITIONING

**COLLEGE:** Pittsburgh

**HOMETOWN:** South Park, PA

**YEARS NFL/CARDINALS:** 9/6

**DOB:** September 29, 1957

Buddy Morris enters his sixth season as the Cardinals strength and conditioning coach after being hired on 3/4/14. Previously with the Cleveland Browns (2002-04), Morris returned to the NFL in 2014 with the Cardinals after working at the collegiate level for 19 years.

A native of South Park, PA, Morris has an extensive background in strength and conditioning dating back to his first job at his alma mater, the University of Pittsburgh, where he began his career in 1980 in the first of his three stints with the Panthers. He worked under head coach Jackie Sherrill from 1980-89 and aided in the development of future NFL Hall of Famers Dan Marino, Rickey Jackson, Chris Doleman and Russ Grimm. During that period, Morris worked with 13 first-

round NFL draft picks and 15 first-team All-Americans.

Morris specializes in workouts that focus on strength training, speed development, conditioning, agility training and flexibility.

After working as the wellness director for the Horizon Hospital System in Sharon, PA (1989-97), Morris returned to Pittsburgh from 1997-2001. During his second tenure at Pitt, the Panthers made three bowl appearances: the 1997 Liberty Bowl, the 2000 Insight.com Bowl and the 2001 Tangerine Bowl. Morris also developed the moniker for the Panthers strength and conditioning program, "The Pitt Iron Works." In 2009, Muscle & Fitness Magazine name Morris' gym one of the 10 toughest in America.



Morris then joined Butch Davis and the Cleveland Browns for three seasons before working at the University of Buffalo in 2006 as its Director of Sports Performance. After one season in Buffalo, he went back for his third stint at Pittsburgh under head coach Dave Wannstedt from 2007-10. The Panthers made the 2008 Sun Bowl and the 2009 Meineke Car Care Bowl during that period.

Following his third stop at Pitt, Morris and his family opened a private gym in Buffalo called the New York Sports Center where he worked with athletes

at all levels through personal training, group fitness classes and injury rehabilitation.

Morris worked with Roger Kingdom, a 1984 and 1988 Olympic gold medalist in 110-meter hurdles, and also helped develop NFL Hall of Fame RB Curtis Martin and Pro Bowl G Ruben Brown while they were at Pitt.

He graduated from Pittsburgh in 1980 after lettering for four years (1977-80) in track and field. Morris is married to Monica and has two daughters, Kara and Claire, and two stepsons, Fred and Troy.

### BUDDY MORRIS COACHING BREAKDOWN

Year	School/Team	Position
1980-89	University of Pittsburgh	Strength and Conditioning
1997-2001	University of Pittsburgh	Strength and Conditioning
2002-04	Cleveland Browns	Strength and Conditioning
2006	University of Buffalo	Director of Sports Performance
2007-10	University of Pittsburgh	Strength and Conditioning
2014-	ARIZONA CARDINALS	STRENGTH AND CONDITIONING



## BRIAN NATKIN

### ASSISTANT OFFENSIVE LINE

**COLLEGE:** University of Texas-El Paso  
**HOMETOWN:** San Antonio, TX

**YEARS NFL/CARDINALS:** 1/1  
**DOB:** January 3, 1978

Brian Natkin joined the Cardinals as assistant offensive line coach on 1/13/19 after previously working for 15 seasons on the college level.

A consensus All-American tight end as a player at the University of Texas-El Paso, Natkin spent the 2018 season as run-game coordinator/offensive line coach at Hutchinson (KS) Community College. He was named the offensive line coach at Stephen F. Austin prior to joining the Cardinals.

Natkin worked for six seasons (2012-17) at his alma mater, UTEP, before coaching at Hutchinson CC. During his six seasons at UTEP, he served as offensive coordinator/wide receivers/tight ends coach (2017), special teams coordinator/tight ends coach (2014-16), tight ends/recruiting coordinator (2013) and offensive line coach (2012).

During his tenure at UTEP, Natkin helped coach two players to the NFL in TE Eric Tomlinson (New York Jets) and OL Cedric Lang (Minnesota Vikings). Tomlinson finished his college career with 53 receptions for 464 yards and two TDs and was a three-time All-Conference USA honorable mention selection as well as being on the conference honor roll. Lang spent four years on UTEP's basketball team before transitioning to football in his senior year.

In 2016, Natkin helped TE Hayden Plinke become the first UTEP tight end to earn first-team all-conference honors since 2000. He finished the season with 38 receptions for 456 yards and eight TDs and was named to the John Mackey Award Watch List. P Alan Luna was an All-Conference USA honorable mention selection and was on the Ray Guy watch list after punting 62 times for 2,542 yards (41.0 avg.) while K

Jay Mattox led the team with 68 points, connecting on 15-of-19 field goals and 23-of-24 PATs, earning All-Conference USA honorable mention honors.

Prior to returning to UTEP, Natkin spent five years (2007-11) as the co-offensive coordinator and offensive line coach at Midwestern State University. He was part of a staff that led the Mustangs to a 41-15 record, which included a 2009 Lone Star Conference title. Natkin mentored three All-Americans, including Amini Silatolu who was a second-round selection of the Carolina Panthers in 2012. In 2011, the Mustangs led the nation in total offense (531.9 ypg) and scoring (48.6 ppg) while ranking second in rushing (323.5 ypg).

Natkin spent one season (2006) at Northern Colorado as offensive line coach after beginning his coaching career as a graduate assistant at UTEP (2004-05) working with the Miners offense.

As a tight end at UTEP, Natkin was a consensus All-American selection in 2000 after leading all tight ends nationally with 64 catches for 787 yards. He is one of two consensus All-American selections in school history, finishing his collegiate career with 172 receptions for 1,934 yards and was a three-time first-team All-WAC honoree (1998-2000). Natkin played three games with the Tennessee Titans in 2001 and also spent training camp with the St. Louis Rams in 2003. He was inducted into the Miners Athletic Hall of Fame in 2016 and was named to UTEP's Centennial Football Team.

A San Antonio, TX native, Natkin graduated from UTEP with a bachelor's degree in Criminal Justice in 2003. He has twins--a son Brock and daughter, Lauren.



## BRIAN NATKIN COACHING BREAKDOWN

Year	School/Team	Position
2004–05	University of Texas–El Paso	Graduate Assistant
2006	Northern Colorado	Offensive Line
2007–11	Midwestern State	Co-Offensive Coordinator/Offensive Line
2012	University of Texas–El Paso	Offensive Line
2013	University of Texas–El Paso	Tight Ends/Recruiting Coordinator
2014–16	University of Texas–El Paso	Special Teams Coordinator/Tight Ends
2017	University of Texas–El Paso	Offensive Coordinator/WRs/TEs
2018	Hutchinson CC	Run-Game Coordinator/Offensive Line
2019–	ARIZONA CARDINALS	ASSISTANT OFFENSIVE LINE

## NFL PLAYING CAREER

Year	Team	Position
2001	Tennessee Titans	Tight End



## DAVID RAIH WIDE RECEIVERS

**COLLEGE:** Iowa  
**HOMETOWN:** Edina, MN

**YEARS NFL/CARDINALS:** 6/1  
**DOB:** September 9, 1980

David Raih (RYE) enters his first season coaching wide receivers with Arizona after joining the Cardinals coaching staff on 1/13/19.

Raih spent the last five seasons with Green Bay as wide receivers coach (2018), offensive perimeter coach (2017), assistant offensive line coach (2016) and coaching administrator (2014–15). He reunites with Cardinals head coach Kliff Kingsbury, under whom he worked as director of high school relations/outside receivers coach at Texas Tech in 2013.

Under Raih's tutelage last season, Packers WR Davante Adams caught 13 TD passes which led the NFC and trailed only WR Antonio Brown (15) for the league lead. Adams finished last season with 111 receptions for 1,386 yards and was selected to the Pro Bowl. His 111 receptions were the second most in Packers team history and ranked 6th in the NFL, and his 1,386 yards were the sixth most in Green Bay history and ranked 7th in the league in 2018.

In 2017, Raih worked with Packers quarterbacks, helping Aaron Rodgers throw for 13 TDs and post a 104.1 passer rating in the first five weeks of the season before he sustained an injury. Raih assisted Green Bay's offensive line in 2016 and helped the Packers rank #4 in the NFL in points per game (27.0), #8 in yards per game (368.8), #7 in passing yards per game (262.4), #7 in yards per carry (4.55) and tied for eighth in giveaways (17). Rodgers led the NFL with 40 TD passes while setting a franchise single-season record with 401 completions. G T.J. Lang and T David Bakhtiari were each selected to the Pro Bowl while Bakhtiari was named second-team All-Pro, becoming the first Packers tackle to received All-Pro recognition since Forrest Gregg in 1967.

Raih spent one season under Kingsbury at Texas Tech, assisting with quarterbacks in 2013 prior to being promoted to outside receivers for the Holiday Bowl where the Red Raiders beat Arizona State.

He began his coaching career as an intern at UCLA for two seasons (2008–09) working with quarterbacks under head coach Rick Neuheisel and offensive coordinator Norm Chow before returning to his alma mater, the University of Iowa. He spent three seasons at Iowa where he worked with tight ends (2012) and the offensive line (2010–11) as a graduate assistant. In 2012, TE C.J. Fiedorowicz had 45 receptions for 433 yards, the third-highest reception total by a tight end in school history. T Riley Reiff earned All-Big Ten honors in 2011 and was selected by the Lions in the first-round of the 2012 NFL Draft.

Raih played quarterback at Iowa (1999–2003) and helped the Hawkeyes to a 2002 Big Ten Conference Championship and a berth in the 2003 FedEx Orange Bowl. He was also part of the Hawkeyes 2001 Alamo Bowl team, Iowa's first bowl berth under head coach Kirk Ferentz. Raih was a member of the dean's list at Iowa while earning a bachelor's degree in Finance and a minor in Journalism and Mass Communication. He was also a member of Iowa's leadership committee and was the team's Athletes in Action representative at the 2001 Alamo Bowl, 2003 Orange Bowl and 2004 Outback Bowl.

An Edina, MN native, Raih attended St. Thomas Academy (St. Paul, MN), a Catholic, college-prep, military high school where he was promoted to lieutenant colonel, the second-highest ranking official in the school. He was a three-sport athlete in football, basketball and track. Raih helped the Cadets to the Minnesota state basketball championship as a junior and he quarterbacked St. Thomas Academy to the state semifinals in both his junior and senior seasons.

## DAVID RAIH COACHING BREAKDOWN

Year	School/Team	Position
2010–12	University of Iowa	Graduate Assistant/Offensive Line-Tight Ends
2013	Texas Tech	Wide Receivers/Dir. of H.S. Relations
2014–15	Green Bay Packers	Coaching Administrator
2016	Green Bay Packers	Assistant Offensive Line
2017	Green Bay Packers	Offensive Perimeter
2018	Green Bay Packers	Wide Receivers
2019–	ARIZONA CARDINALS	WIDE RECEIVERS



## MARCUS ROBERTSON

### DEFENSIVE BACKS

**COLLEGE:** Iowa State  
**HOMETOWN:** Pasadena, CA

**YEARS NFL/CARDINALS:** 29/1  
**DOB:** October 2, 1969

Former NFL defensive back Marcus Robertson enters his first season as Arizona's defensive backs coach after joining the Cardinals staff on 2/6/19. He came to Arizona from Denver where he worked the past two seasons (2017-18) in the same role with the Broncos.

Robertson has spent the last 28 seasons in the NFL as a player, coach, and administrator and has coached defensive backs for the past 12 seasons with Tennessee (2007-11), Detroit (2012-13), Oakland (2014-16) and Denver.

In 2018, Robertson helped the Broncos tie for 5th in the NFL in interceptions (17) after helping Denver rank 4th in the NFL in pass defense (200.6 ypg) and 2nd in third down defense (31.5%) in 2017. He also helped CB Aqib Talib earn his fifth consecutive Pro Bowl selection in 2017 and coached CB Chris Harris to his fourth career Pro Bowl in 2018 after Harris collected three INTs and a sack. CB Bradley Roby led the Broncos in 2017 with a career-high 17 passes defended, and Denver's secondary had all 10 of the team's INTs that season.

Prior to joining the Broncos, Robertson spent two seasons (2015-16) as the Raiders defensive backs coach after working as the assistant defensive backs coach in Oakland in 2014. During his two seasons as defensive backs coach, the Raiders ranked 8th in the NFL with 30 interceptions and 6th in the league with 163 passes defended, while safeties Charles Woodson (2015) and Reggie Nelson (2016) were each selected to the Pro Bowl. Woodson's five INTs in 2015 were the most in NFL history by a player in his 18th season or later.

Robertson served as Detroit's secondary coach in 2013 after being promoted from assistant secondary coach in 2012. The Lions finished 9th in the league with 88 passes defended and held opponents to a 59.1 completion percentage in 2013.

He began his coaching career with the Titans as assistant secondary coach for two seasons (2007-08) before being promoted to secondary coach from 2009-11. In 2008, the Titans had three first-time Pro Bowl selections (CB Cortland Finnegan, S Chris Hope, S Michael Griffin) while Tennessee defensive backs had 19 INTs that season to rank second in the NFL. As secondary coach, the Titans ranked second in the NFL in average passing yards per completion (10.6) between 2009-11. In 2009, Tennessee finished 8th in the NFL in interceptions (20) while ranking second in the league with four INTs returned for TDs.

Robertson played in the NFL for 12 years with the Houston Oilers/Tennessee Titans (1991-00) and the Seattle Seahawks (2001-02) after entering the league with Houston as a fourth-round selection (102nd overall) in the 1991 NFL Draft from Iowa State. Robertson was a first-team All-Pro selection at free safety in 1993 and 1997. He finished his career by appearing in 162 regular season games (144 starts), collecting 24 INTs, 72 passes defended, 11 fumble recoveries, nine forced fumbles and 795 tackles (638 solo). Following his playing days, Robertson spent four seasons (2003-06) as the Titans director of player development before starting his coaching career. He and his staff won the Winston and Shell Award in 2006 for their innovation and commitment to player development in the NFL.

During his four seasons at Iowa State as a cornerback, Robertson totaled 257 tackles, six INTs and nine forced fumbles. He was inducted into the Iowa State Athletic Hall of Fame in 2008. Robertson earned a bachelor's degree in Management and Organizational Development from Bethel University in 2012. He and his wife, Holly, have two daughters, Morgan and Milan and a son, Marcus Andrew.

### MARCUS ROBERTSON COACHING BREAKDOWN

Year	School/Team	Position
2007-08	Tennessee Titans	Assistant Secondary
2009-11	Tennessee Titans	Secondary
2012	Detroit Lions	Assistant Secondary
2013	Detroit Lions	Secondary
2014	Oakland Raiders	Assistant Defensive Backs
2015-16	Oakland Raiders	Defensive Backs
2017-18	Denver Broncos	Defensive Backs
2019-	ARIZONA CARDINALS	DEFENSIVE BACKS

### NFL PLAYING CAREER

Year	Team	Position
1991-2000	Houston Oilers/Tennessee Titans	Defensive Back
2001-02	Seattle Seahawks	Defensive Back





## JAMES SAXON

### RUNNING BACKS

**COLLEGE:** San Jose State  
**HOMETOWN:** Burton, SC

**YEARS NFL/CARDINALS:** 20/1  
**DOB:** March 23, 1966

Veteran running backs coach James Saxon is in his first season with the Cardinals after he was hired on 2/6/19.

Saxon has 19 seasons of experience as a running backs coach (2000-18) in the NFL after an eight-year playing career in the league with the Chiefs (1988-91), Dolphins (1992-94) and Eagles (1995). In 19 years as an assistant coach, his running backs have earned 15 Pro Bowl selections and rushed for 1,000 yards in a season 11 times. Saxon has been a part of four different franchises that have posted eight total postseason appearances during his career.

He comes to the Cardinals after coaching Pittsburgh's running backs the past five seasons (2014-18). In 2018, Steelers second-year RB James Conner was selected to the Pro Bowl after gaining 1,470 scrimmage yards (sixth most by an NFL RB), including 973 rushing yards while only playing in 13 games. Conner also scored 12 rushing TDs, which tied for third in the league last season.

Under Saxon's guidance, RB Le'Veon Bell earned three Pro Bowl selections (2014, '16-'17), was named first-team All-Pro twice (2014, '17) and became the fastest player in NFL history to reach 5,000 rushing and 2,500 receiving yards in a career (59 games). He tied Eric Dickerson for the fewest games (59) in NFL history to reach 7,500 yards from scrimmage. Bell finished the 2017 season third among all NFL players in rushing yards (1,291) and second in yards from scrimmage (1,946) while scoring 11 TDs. Steelers FB Roosevelt Nix was selected to the Pro Bowl in 2017 after paving the way for Bell's production in addition to having a rushing and receiving TD.

Bell led the NFL in scrimmage yards per game (157.0) in 2016 and set the team's single-game rushing record in the regular season (236 at Buffalo) and in the postseason (170 at Kansas City) that year. He became the fastest player in NFL history to reach 3,000 rushing yards and 1,500 receiving yards (38 games). Bell got to 4,000 rushing yards in his 47th game, the second fewest games in team history to reach 4,000 rushing yards.

In 2014, Bell set Steelers single-season records in yards from scrimmage (2,215), first downs (114) and receiving yards by a running back (854). He became the first player in the NFL to total at least 200 yards from scrimmage in three straight games. Bell's 1,361 rushing yards led the AFC and he became just the second player in NFL history to record at least 1,350 rushing yards and 850 receiving yards in a single season (Marshall Faulk-1999). He had 830 yards from scrimmage between Weeks 11-14, tying him for the fourth-most yards from scrimmage in NFL history in a four-game span.

Saxon also tutored RB DeAngelo Williams during his tenure with the Steelers. In 2015, Williams had

1,274 yards from scrimmage and tied for the NFL lead with 11 TDs. He was the only player in the AFC to have 1,000+ scrimmage yards and at least 10 rushing TDs that season.

Prior to working in Pittsburgh, Saxon coached running backs in Minnesota for three seasons (2011-13), including Adrian Peterson's NFL MVP and Offensive Player of the Year campaign in 2012 when he posted the second-highest single-season rushing total (2,097 yards) in league history. Peterson had the most rushing yards in the month of December in NFL history (861) that season to go along with a team record 10 games of 100+ rushing yards. FB Jerome Felton was a second-team All-Pro selection and was named to the Pro Bowl in 2012.

Saxon coached running backs in Miami for three seasons (2008-10) and helped RB Ronnie Brown get selected to the Pro Bowl in 2008. In 2009, Miami had the NFL's fourth-ranked rushing attack (139.4 ypg) and RB Ricky Williams led the team with 1,121 rushing yards.

Returning to the team that drafted him, Saxon spent seven seasons (2001-07) coaching running backs with the Chiefs and helped lead a trio of RBs – Priest Holmes, Larry Johnson and Tony Richardson – to seven Pro Bowls and five 1,000-yard seasons. Holmes and Johnson totaled five 1,000-yard rushing seasons between them and rank first and second, respectively, in team history in career yardage. Johnson set a team record with 1,789 rushing yards in 2006 and Holmes set a Chiefs single-season record, which at the time was also an NFL record, with 27 rushing TDs in 2003. Holmes rushed for 100+ yards in a game 24 times while working with Saxon.

He entered the NFL coaching ranks serving as the running backs coach with the Bills in 2000 after starting his coaching career as the running backs coach at Rutgers (1997-98) and as a volunteer assistant at Menlo College (1999).

Saxon played eight seasons as a running back in the NFL with the Chiefs, Dolphins and Eagles after entering the league with Kansas City as a sixth-round selection (139th overall) in the 1988 NFL Draft out of San Jose State. In his career, Saxon played in 111 regular season games and totaled 214 touches for 1,048 yards. He also appeared in eight postseason contests.

He began his college playing career at American River Junior College (1984-85) before transferring to San Jose State (1986-87). Saxon totaled 609 rushing yards and nine TDs on 118 carries to go along with 78 receptions for 732 yards and four TDs with the Spartans.

Saxon is married to Elizabeth and has a son, Devin, and a step-daughter, Matti. Devin played quarterback at Harvard.



## JAMES SAXON COACHING BREAKDOWN

Year	Team	Position
1997-98	Rutgers University	Running Backs
1999	Menlo College	Assistant Coach
2000	Buffalo Bills	Running Backs
2001-07	Kansas City Chiefs	Running Backs
2008-10	Miami Dolphins	Running Backs
2011-13	Minnesota Vikings	Running Backs
2014-18	Pittsburgh Steelers	Running Backs
<b>2019-</b>	<b>ARIZONA CARDINALS</b>	<b>RUNNING BACKS</b>

## NFL PLAYING CAREER

Year	Team	Position
1988-91	Kansas City Chiefs	Fullback
1992-94	Miami Dolphins	Fullback
1995	Philadelphia Eagles	Fullback



## DON SHUMPERT

### BILL BIDWILL FELLOWSHIP/RBs

**COLLEGE:** Iowa

**HOMETOWN:** St. Louis, MO

**YEARS NFL/CARDINALS:** 2/1

**DOB:** January 8, 1992

Don Shumpert is in his first season with the Cardinals as the Bill Bidwill Fellowship/RBs coach after joining Arizona's staff on 2/12/19.

The Cardinals established the Bill Bidwill Coaching Fellowship prior to the 2015 season. It is designed to increase diversity and provide more opportunities to gain coaching experience at the highest level. He is the program's third participant and follows Levon Kirkland (2015-16) and Terry Allen (2017-18). Shumpert will assist running backs coach James Saxon the next two seasons as part of that program.

He comes to the Cardinals after spending last season with the New York Giants as an offensive assistant. A former wide receiver who attended rookie mini-camp with the Chicago Bears and Kansas City Chiefs, Shumpert served as a graduate assistant at his alma mater, the University of Iowa, for two seasons (2016-17), assisting the Hawkeyes wide receivers and special teams. The Hawkeyes went 8-5 in both 2016 and 2017 and participated in the 2017 Outback Bowl and the 2018 Pinstripe Bowl.

Shumpert played four seasons at Iowa (2010-13) and finished his career with 21 receptions for 211 yards in addition to collecting 11 tackles on special teams. As a senior in 2013, Shumpert had 15 receptions for 182 yards while helping Iowa to an 8-5

record and an appearance in the 2014 Outback Bowl. He earned academic All-Big Ten honors in both 2012 and 2013 and was recognized with the Next Man In Award for offense as a senior in 2013. The Hawkeyes won 27 games during his four-year career and played in four consecutive bowl games.

Following his playing days, Shumpert served as an assistant coach at his former high school, Hazelwood East (St. Louis, MO), in 2015. He coached the team's wide receivers and assisted with special teams at Hazelwood, helping the Spartans advance to the state playoffs. Shumpert coached All-State receiver Rajai Perkins, who earned a scholarship to Murray State University.

Shumpert was a two-year letterman at Hazelwood East while playing both wide receiver and defensive back. As a senior, Shumpert earned first-team All-State honors after being named second-team as a junior. A team captain and MVP as a senior, Shumpert had 45 receptions for 736 yards and eight TDs on offense and 79 tackles on defense after helping Hazelwood East win the state championship as a junior in 2008. He also earned All-State honors in track and was a two-year letterman in basketball.

Shumpert earned a bachelor's degree in Sports Management from Iowa in 2014.

## DON SHUMPERT COACHING BREAKDOWN

Year	School/Team	Position
2016-17	University of Iowa	Graduate Assistant
2018	New York Giants	Assistant to the Coaching Staff-Offense
<b>2019-</b>	<b>ARIZONA CARDINALS</b>	<b>BILL BIDWILL FELLOWSHIP/RB'S</b>



## VERNON STEPHENS

### ASST. STRENGTH AND CONDITIONING

**COLLEGE:** North Florida

**HOMETOWN:** Jacksonville, FL

**YEARS NFL/CARDINALS:** 9/2

**DOB:** November 30, 1974

Vernon Stephens enters his second season as the Cardinals assistant strength and conditioning coach after joining the team in February, 2018. He has eight years of NFL experience after previously working as an assistant with the Oakland Raiders in 2014 and with the San Diego Chargers for six years (2007-12).

Stephens got his start in the NFL as an intern with Jacksonville during the Jaguars offseason strength and conditioning program in 2002 and 2003 while working at his alma mater, North Florida, as the head strength and conditioning coach for four years (1999-02). He initialized and implemented North Florida's first strength and conditioning program which oversaw 14 athletic programs.

Following North Florida, Stephens worked at the University of Colorado for four years (2003-06) as the assistant speed, strength and conditioning coach. At

Colorado, Stephens worked with the Buffaloes football, basketball, track and field and cross country teams.

Prior to coming to Arizona, he spent two years (2016-17) as the head strength and conditioning coach for the Dublin (CA) High School athletic department. Concurrent to that, he ran EDGE SPORT performance training at Leisure Sports in Pleasanton, CA and worked as a consultant for multiple Bay Area companies.

Stephens graduated from North Florida with a bachelor's degree in Health & Exercise Science. He is accredited as a Certified Strength and Conditioning Specialist (CSCS) and a USA Weightlifting instructor as well as having certifications including CES (Corrective Exercise Specialist) along with CAFS (Certified Applied Functional Science) and 3D Maps (Movement Analysis & Performance System) from the Gary Gray Institute. He and his wife, Tali, have three children.

### VERNON STEPHENS COACHING BREAKDOWN

Year	School/Team	Position
1999-2002	North Florida	Strength and Conditioning
2003-06	University of Colorado	Assistant Speed, Strength and Conditioning
2007-12	San Diego Chargers	Assistant Strength and Conditioning
2014	Oakland Raiders	Assistant Strength and Conditioning
2016-17	Dublin H.S.	Strength and Conditioning
<b>2018-</b>	<b>ARIZONA CARDINALS</b>	<b>ASSISTANT STRENGTH AND CONDITIONING</b>



## CAM TURNER

### OFFENSIVE ASST./ASST. QUARTERBACKS

**COLLEGE:** The Citadel

**HOMETOWN:** Libertyville, IL

**YEARS NFL/CARDINALS:** 7/2

**DOB:** July 29, 1987

Cam Turner enters his second season with the Cardinals after joining the team on 2/14/18. He spent last season as an offensive assistant and added the title of assistant quarterbacks coach in 2019. Turner came to Arizona after spending three years coaching with the Carolina Panthers.

A former wide receiver and quarterback at The Citadel, Turner joined the Panthers coaching staff in 2015 and spent his first two seasons assisting wide receivers before serving as the assistant quarterbacks coach in 2017.

In 2017, Panthers QB Cam Newton had 28 total TDs (22 passing, six rushing), increasing his career total to 212 touchdowns through of the end of that season, the third-most TDs in NFL history through a quarterback's first seven seasons. In 2016, Turner

helped WR Kelvin Benjamin to a team-leading seven TD receptions while playing in all 16 games in his return to action after suffering a season-ending knee injury in 2015.

In his first season with Carolina in 2015, Turner worked with a group that helped the Panthers advance to Super Bowl 50, set team records with an NFL-leading 500 points and 59 TDs and gain a team-record 357 first downs. Despite losing Benjamin in training camp, Carolina had 35 receiving TDs, tied for third most in the NFL and an increase of 12 from 2014. Ted Ginn, Jr. scored a career-high 10 TDs, becoming the first Panthers wide receiver with double-digit TDs since Steve Smith had 12 in 2005. Second-round draft choice Devin Funchess emerged to score five TDs, the second most by a rookie in franchise history.



Prior to Carolina, Turner spent two seasons (2013-14) as the quarterbacks and wide receivers coach at Florida International. He worked for two seasons (2011-12) with the Minnesota Vikings as the assistant to head coach Leslie Frazier. With the Vikings, he helped the coaching staff with research projects, assisted with practice and game preparation and had game management responsibilities.

Turner began his coaching career at his alma mater, The Citadel, working with the team's wide

receivers and special teams in 2010. Additionally, Turner was the school's team liaison for academic and military issues. He played quarterback and wide receiver at The Citadel from 2006-09. After redshirting as a freshman, Turner played quarterback the next two years before suffering a shoulder injury and moving to wide receiver for his senior season.

He graduated from The Citadel with a degree in Business Administration. He and his wife, Janie, have three daughters, Charliejane, Luella, and Livie.

### CAM TURNER COACHING BREAKDOWN

Year	School/Team	Position
2010	The Citadel	Wide Receivers/Special Teams
2011-12	Minnesota Vikings	Assistant to the Head Coach
2013-14	Florida International	Quarterbacks/Wide Receivers
2015-16	Carolina Panthers	Assistant Wide Receivers
2017	Carolina Panthers	Assistant Quarterbacks
2018	ARIZONA CARDINALS	OFFENSIVE ASSISTANT
2019-	ARIZONA CARDINALS	OFFENSIVE ASST./ASST. QUARTERBACKS



## SPENCER WHIPPLE

### OFFENSIVE QUALITY CONTROL

**COLLEGE:** University of Miami  
**HOMETOWN:** Gibsonia, PA

**YEARS NFL/CARDINALS:** 1/1  
**DOB:** March 18, 1989

Spencer Whipple is in his first season with the Cardinals as offensive quality control coach after joining the coaching staff on 2/6/19.

He is in his first NFL season after spending the past seven years at the college level. Whipple coached the last five seasons (2014-18) at the University of Massachusetts where he served as the passing game coordinator/quarterbacks coach last season. He joined the UMass staff in 2014 as tight ends coach before working the following three seasons (2015-17) as passing game coordinator/wide receivers coach.

Last season, UMass WR Andy Isabella - a Cardinals 2019 NFL draft pick - was a Biletnikoff Award finalist after leading the FBS in the regular season with 1,698 receiving yards. He finished second in the nation with 102 receptions and fifth in the country with 13 TD receptions. Isabella was a consensus first-team All-American and finished with the most receiving yards in school history (3,526). In 2017, Minutemen wide receivers had the third-most total receptions (272) and receiving yards (3,570) in school history.

Whipple also tutored WR Tajae Sharpe, who was drafted by the Titans in the fifth round of the 2016 NFL Draft. In 2015, Sharpe set a single-season reception record (111) to go along with a school career record for total receptions (277). He was a two-time first-team All-MAC selection at UMass.

Prior to working at UMass, Whipple served as a defensive graduate assistant and video assistant at the University of Pittsburgh from 2012-13. He played collegiately for three seasons (2009-11) at the University of Miami as the team's holder and backup quarterback. During his senior season in 2011, Whipple received the Mariutto Family Scholar-Athlete award. He began his college career as a walk-on at the University of Pittsburgh (2007) and spent one season at UMass (2008).

His father, Mark, previously served two stints as the head coach at UMass and also worked in the NFL as an offensive assistant coach with Pittsburgh, Philadelphia and Cleveland. In addition, Mark was an assistant coach with the Arizona Wranglers of the USFL in 1984.

He earned a bachelor's degree in Sociology from the University of Miami in 2012.

### SPENCER WHIPPLE COACHING BREAKDOWN

Year	School/Team	Position
2012-13	University of Pittsburgh	Defensive Graduate Assistant/Video Assistant
2014	University of Massachusetts	Tight Ends
2015-17	University of Massachusetts	Passing Game Coordinator/Wide Receivers
2018	University of Massachusetts	Passing Game Coordinator/Quarterbacks
2019-	ARIZONA CARDINALS	OFFENSIVE QUALITY CONTROL



## GREG WILLIAMS

### CORNERBACKS

**COLLEGE:** North Carolina  
**HOMETOWN:** Bolingbrook, IL

**YEARS NFL/CARDINALS:** 11/1  
**DOB:** March 12, 1976

Greg Williams enters his first season as cornerbacks coach after he joined the Cardinals staff on 2/6/19. He came to Arizona after spending last season coaching defensive backs with the Broncos. Williams has 15 years of coaching experience, including 10 seasons in the NFL.

With Denver in 2018, Williams helped the Broncos tie for 5th in the NFL in interceptions (17) and CB Chris Harris was selected to his fourth Pro Bowl after recording three INTs and a sack.

Prior to joining the Broncos, Williams spent two seasons (2016-17) as the defensive backs coach with the Colts after seven seasons with the Chargers as assistant linebackers coach (2009-12) and assistant secondary coach (2013-15). During his two seasons with Indianapolis, Colts defensive backs accounted for 19 INTs and 102 passes defended despite having 16 different players start at least one game.

While coaching with San Diego, Williams helped S Eric Weddle get selected to two Pro Bowls (2013-14) and the Chargers ranked 4th in the league in pass defense (214.2 ypg) in 2014.

Williams began his coaching career at Arizona State as an intern in 2003 and worked as an assistant coach at the College of DuPage for two seasons (2004-05). He then worked two years (2006-07) as Arkansas Tech's defensive backs coach and recruiting coordinator before spending the 2008 season at the University of

Pittsburgh as a secondary/graduate assistant.

A former wide receiver and defensive back at the University of North Carolina (1994-97), Williams spent time in training camp with the Bears and Giants while also playing two seasons (1999-2000) with the Amsterdam Admirals of NFL Europe, one year with the San Francisco Demons of the XFL (2001) and five years in the Arena Football League with the Indiana Firebirds (2001-03) and Chicago Rush (2004-05). He was given All-Europe honors following the 1999 season with the Admirals after leading the league with six interceptions.

Williams entered the NFL with Chicago as an undrafted rookie free agent in 1998. He finished his collegiate career by being named the Tar Heels Most Improved Defensive Player after his senior season when he started nine games and had 83 tackles, two INTs and eight passes defended. He transitioned from wide receiver to strong safety as a junior in 1996.

Williams was named a first-team USA Today, Parade and SuperPrep All-American selection as a senior at Bolingbrook (IL) High School in 1993. He was a unanimous All-State selection and was named the Player of the Year in the state of Illinois by Gatorade, the Chicago Sun-Times and the Chicago Tribune. Williams was an all-conference selection in 1992 and 1993 on both offense as a wide receiver and defense as a defensive back in high school.

### GREG WILLIAMS COACHING BREAKDOWN

Year	School/Team	Position
2004-05	College of DuPage	Assistant Coach
2006-07	Arkansas Tech	Defensive Backs/Recruiting Coordinator
2008	University of Pittsburgh	Secondary/Graduate Assistant
2009-12	San Diego Chargers	Assistant Linebackers
2013-15	San Diego Chargers	Assistant Secondary
2016-17	Indianapolis Colts	Defensive Backs
2018	Denver Broncos	Defensive Backs
2019-	ARIZONA CARDINALS	CORNERBACKS

### NFL PLAYING CAREER

Year	School/Team	Position
1998	Chicago Bears	Defensive Back
1999	New York Giants	Defensive Back
1999-2000	Amsterdam Admirals (NFL Europe)	Defensive Back





## KENNY BELL

### ASSISTANT TO THE HEAD COACH

**COLLEGE:** University of Houston

**HOMETOWN:** Houston, TX

**YEARS NFL/CARDINALS:** 1/1

Kenny Bell enters his first season with the Cardinals as assistant to the head coach after he was hired in February, 2019. He came to the Cardinals after spending the previous six years (2013-18) as the Chief of Staff at Texas Tech, working with Cardinals head coach Kliff Kingsbury.

Bell has worked with Kingsbury the past 10 years after spending one season (2012) at Texas A&M following three seasons (2009-11) at the University of Houston.

With Texas Tech, Bell oversaw the non-coaching activities of the Red Raiders football program. That included departmental budget, personnel and staffing, recruiting, academics, team travel, summer camps and other day-to-day operations. He also served as a liaison to university administration within the athletic department.

In 2012 at Texas A&M, Bell worked as the Director of Recruiting and was responsible for the day-to-day

recruiting operations for the Aggies. That included the organization of all official and unofficial visits to campus, developing recruiting campaigns and coordinating recruiting activities for the coaches. Texas A&M finished that season 11-2 and beat Oklahoma in the AT&T Cotton Bowl.

Bell worked at Houston for three seasons, beginning his tenure as an operations assistant in 2009 where he helped manage the football budget and assisted with team travel. In 2011, Bell served as an offensive quality control coach for the Cougars and helped Houston to a 13-1 record and as they led the NCAA in passing offense, total offense and scoring offense. He assisted in opponent film breakdown and preparing scouting reports.

A native of Houston, TX, Bell graduated with a bachelor's degree in Accounting from the University of Houston in 2011. Bell and his wife, Candace, have a daughter, Sloane.



## SAM BENNETT

### COACHING ASSISTANT

**COLLEGE:** Texas Tech

**HOMETOWN:** Dallas, TX

**YEARS NFL/CARDINALS:** 1/1

After spending the past three years at Arizona State, Sam Bennett enters his first season with the Cardinals as a coaching assistant after he was hired in February, 2019.

The son of veteran college coach and former Arizona State defensive coordinator Phil Bennett, Sam worked as an offensive analyst with the Sun Devils in 2018 after serving as an offensive graduate assistant for two years (2016-17). During his three seasons with Arizona State, the Sun Devil offense averaged 31.7 points and 413.3 yards per game.

In 2018, RB Eno Benjamin became the first Sun Devil to lead the Pac-12 in rushing with a single-season program-record 1,642 yards. He led the conference with 16 rushing TDs and had a school-record nine 100-yard rushing games. QB Manny Wilkins became the third ASU player with consecutive 3,000-yard passing seasons, finishing his career with 8,624 passing yards (fifth in school history), 704 completions and 52 TD passes (sixth in ASU history). First-team All-Pac-12 WR N'Keal Harry had 1,088 receiving yards and a career-high 10 TDs last season.

In 2017, Bennett worked extensively with the Sun Devils offensive line and tight ends that paved the way for RB Demario Richard, who gained 1,047 yards and scored 12 TDs on 198 carries (5.2-yard average). While at ASU, Bennett earned his master's degree in Liberal Arts and Sciences in 2017.

Bennett went to Arizona State after serving as an offensive graduate assistant at Rice University for two seasons (2014-15). Prior to Rice, he coached football, basketball, and track at Scoggins Middle School in Frisco, TX. Bennett received a bachelor's degree in Advertising from Texas Tech in 2010.

He was a two-year letterman at SMU as a long snapper, earning All-Conference USA Freshman honors in 2006. Bennett graduated from Highland Park (Dallas, TX) High School where he was a starter on the Scots' 15-0 state championship squad in 2005. He served as the team's long snapper and played on the offensive line, blocking for future Detroit Lions quarterback Matthew Stafford.

Bennett and his wife, Stephanie, have a daughter, Scottie.



## QUENTIN HARRIS

### DIRECTOR, PLAYER PERSONNEL

**COLLEGE:** Syracuse

**HOMETOWN:** Wilkes-Barre, PA

**YEARS NFL/CARDINALS:** 17/16

Former Cardinals safety Quentin Harris begins his 12th season in Arizona's scouting department and first as Director, Player Personnel after being promoted in May, 2019. Originally hired following his playing career in June, 2008 as a pro scout, Harris was first elevated to Assistant Pro Personnel Director in 2010 before working as the team's Director, Pro Scouting for the past six seasons (2013-18).

In his current role with the Cardinals, Harris works alongside GM Steve Keim, overseeing both the college and pro personnel departments while assisting with player contract negotiations.

A free safety for four seasons with the Cardinals (2002-05), Harris began his scouting career after finishing his NFL playing career with the Denver Broncos in 2007.

Harris was signed by the Cardinals as an undrafted rookie free agent in 2002 out of Syracuse and appeared in 54 games (six starts) over four seasons. He led the Cardinals in special teams tackles for two consecutive seasons (19 in 2004, 24 in 2005) before signing as a free agent with the New York Giants in 2006. After

being waived by the Giants following training camp, Harris signed with the Broncos later that season and appeared in six games.

He finished his NFL career with 50 tackles (42 solo), a sack, an interception, five passes defended, a forced fumble, a fumble recovery and 58 special teams tackles in 60 career games (six starts).

Harris was a four-year starter at free safety for Syracuse where he finished his Orange career with 327 tackles (183 solo), four forced fumbles, four fumble recoveries and 10 interceptions in 42 career games. Harris left Syracuse ninth in school history for career INTs while also being chosen as an honorable mention All-American, first-team All-Big East conference selection and a second-team choice from the conference's coaches as a senior in 2001.

Harris was an honorable mention All-America selection at Wyoming Seminary Upper School in Kingston, PA and received a bachelor's degree in Information Studies from Syracuse in 2001.

Harris and his wife Tara have a daughter, Aliyah, and two sons, Amani and Elijah.



## DRU GRIGSON

### ASST. DIRECTOR, PLAYER PERSONNEL

**COLLEGE:** Northern Iowa

**HOMETOWN:** Highland, IN

**YEARS NFL/CARDINALS:** 12/12

Dru Grigson begins his 12th season with the Cardinals and first as Assistant Director, Player Personnel after being promoted in May, 2019. He spent the past six seasons (2013-18) as the Cardinals Director, College Scouting after originally joining the team as an area scout in June, 2008.

He was promoted to a regional scout in 2010 in charge of scouting the Eastern half of the country and served in that role for three seasons (2010-12). Grigson previously scouted the Central and Southeast regions during his first season with Arizona and scouted the Midwest and Eastern areas in his second season. Prior to joining the Cardinals, Grigson spent the 2007 season with the Montreal Alouettes (CFL) as a scout.

A Highland, IN native, Grigson played linebacker and defensive end at New Mexico State (1997-99) before transferring to the University of Northern Iowa in 2000. He finished his collegiate playing career at

William Penn University in 2002 and recorded 54 tackles, 11 tackles for loss, two sacks, one forced fumble and two pass deflections.

Grigson signed as a rookie free agent with the Minnesota Vikings in 2003 and attended training camp with the Ottawa Renegades of the CFL in 2004.

Prior to joining the Alouettes in 2007, he was a volunteer scout for the Philadelphia Eagles in 2005-06 and worked with his brother, Ryan, the former Director of Player Personnel for the Eagles and GM of the Indianapolis Colts.

Grigson is a certified strength and conditioning coach and has trained NFL prospects. He assisted the Northwestern University speed and strength program in 2004. Grigson graduated from Northern Iowa with a bachelor's degree in 2002.

He and his wife, Jennifer, have a daughter, Mia and two sons, Kaz and Reno.



## **TERRY McDONOUGH**

### **SENIOR PERSONNEL EXECUTIVE**

**COLLEGE:** Massachusetts  
**HOMETOWN:** Boston, MA

**YEARS NFL/CARDINALS:** 28/7

Terry McDonough begins his seventh season with the Cardinals and is entering his 28th year of scouting in the NFL. McDonough joined the Cardinals in 2013 after spending 10 years with the Jacksonville Jaguars, including his last four seasons as the team's Director, Player Personnel.

He joined the Jaguars in 2003 and was promoted to Director, Player Personnel in January, 2009. In that role, McDonough scouted the top collegiate players throughout the nation as well as the top free agent prospects each year.

In the 2015 offseason, McDonough was named to an advisory council for the Nunn-Wooten Scouting Fellowship, an NFL program to encourage former players to pursue a career in professional scouting. The fellowship is named in honor of longtime Steelers personnel director Bill Nunn and former NFL player and front office executive John Wooten.

A Boston, MA native, McDonough began his NFL scouting career as an intern with San Francisco in 1989, a season in which the 49ers went 14-2 in the regular season and beat the Broncos in Super Bowl XXIV. Following his graduation from Massachusetts with a degree in Sports Management, he was named player personnel director of the Barcelona Dragons of the World League in 1990. While with the Dragons (1990-92), McDonough handled a variety of personnel assignments, serving as the team's West Coast scout and helping each team prepare for the WFL draft. McDonough toured NFL and CFL training camps to

grade potential WFL players. The 1991 Barcelona team finished with a 9-3 record, losing the league title to London in the World Bowl. The following season, the Dragons captured the European championship.

In 1992, McDonough was hired by Bill Belichick and the Cleveland Browns as a Southeast area scout, and he moved to Baltimore with the franchise in 1996. With the Ravens, McDonough served as the Eastern college supervisor for three years under the direction of General Manager Ozzie Newsome. During McDonough's tenure with the Ravens, the team won Super Bowl XXXV following the 2000 season.

McDonough was all-conference as a running back at Hingham (MA) High School in football as well as in baseball, and he also lettered in basketball before he transferred to Bridgton Academy.

He is the son of the late Will McDonough, the longtime sports reporter and columnist for The Boston Globe who also worked at CBS Sports and NBC Sports. He is also the brother of Sean McDonough, a play-by-play announcer on ESPN and the former voice of Monday Night Football as well as Ryan McDonough, the former general manager of the Phoenix Suns.

McDonough and his wife, Lynette have three children, daughter, Caroline, and sons, Patrick and Brendan. Patrick currently works in the scouting department of the Baltimore Ravens and Brendan was a 2019 second-round selection of the Vancouver Whitecaps in Major League Soccer after starring collegiately at Georgetown.



## **CHRIS CULMER**

### **DIRECTOR, COLLEGE SCOUTING**

**COLLEGE:** Washington State  
**HOMETOWN:** West Richland, WA

**YEARS NFL/CARDINALS:** 20/11

Chris Culmer enters his 11th season with the Cardinals and first as Director, College Scouting after being promoted in May, 2019. Beginning his 20th season in the NFL, Culmer came to Arizona in June, 2009 as an area scout and has spent the last five seasons as the Cardinals Western Regional Scout after being elevated to that job in May, 2014.

He came to Arizona in 2009 after working the previous nine seasons with the Seattle Seahawks (2000-08). Culmer began his NFL career in 2000 with the Seahawks as a scouting assistant and was promoted to Pro Scout in 2004. While in Seattle, the Seahawks went to the playoffs five times, including four consecutive NFC West Division titles and appeared in

Super Bowl XL. As a Pro Scout, Culmer was responsible for the advance scouting of Seahawks opponents while also evaluating players in all professional leagues, including the NFL, CFL and Arena Football. In addition, Culmer assisted in evaluating and ranking the nation's top collegiate prospects for the annual draft.

A West Richland, WA native, Culmer received his bachelor's degree in Business Administration from Washington State University in 1998 and earned a master's degree in Sport Management from the University of Massachusetts in 2000.

Culmer and his wife, Kristina, reside in Chandler, AZ with their son, Mason, and daughter, Mackenzie.



## ADRIAN WILSON

### DIRECTOR, PRO SCOUTING

**COLLEGE:** N.C. State  
**HOMETOWN:** High Point, NC

**YEARS NFL/CARDINALS:** 18/17

Former Cardinals safety Adrian Wilson is in his fifth season in Arizona's scouting department and first as Director, Pro Scouting after being promoted in May, 2019.

He joined the Cardinals staff following his retirement from the NFL in 2015 and spent the past four seasons (2015-18) assisting both the pro and college scouting departments. Wilson became the 15th member of the Cardinals Ring of Honor when he was inducted during the 2015 season.

Prior to being hired full-time, Wilson previously worked with the Cardinals as part of the Nunn-Wooten Scouting Fellowship. Created in January of 2015, the Nunn-Wooten Scouting Fellowship is designed to educate former players interested in a career in professional scouting.

Wilson spent 12 seasons (2001-12) playing with the Cardinals after joining the team as a third-round selection (64th overall) in the 2001 NFL Draft out of N.C. State. A five-time Pro Bowl selection (2006, 2008-11) and three-time All-Pro selection (2006, 2008-09), he finished his NFL career with 987 tackles (716 solo), 25.5 sacks, 27 INTs, 106 passes defended, 15 forced fumbles, eight fumble recoveries and four TDs in 181 regular season games (162 starts). Wilson and Hall of Famer Larry Wilson (1962-63, '65-70) are the only two safeties in team history selected to five or more Pro Bowls. He was inducted into the Arizona Sports Hall of Fame in October of 2016.

A five-time team captain (2007, 2009-12), Wilson is one of just six players in NFL history (Ronde Barber, Brian Dawkins, Rodney Harrison, Ray Lewis, William Thomas)

with at least 25 sacks and 25 INTs in their career. His 181 games played rank as the seventh-highest total in team history and the second most among Cardinals defenders behind only Hall of Fame defensive back Roger Wehrli (193). Wilson's 27 INTs are sixth in team history, his 25.5 sacks rank 13th on the Cardinals all-time list and his 508 interception return yards rank fifth. His four NFC Defensive Player of the Week selections are also the most in team history.

Since sacks became an official statistic in 1982, Wilson's 25.5 career sacks rank as the fourth-best total in league history among defensive backs and his eight sacks in 2005 were the most in a single season in NFL history by a defensive back.

Wilson was a two-year starter at North Carolina State (1999-2000) where he recorded 254 total tackles (144 solo) and 11 stops behind the line of scrimmage in 33 games for the Wolfpack. He also added three INTs and 11 pass deflections in 23 career starts before entering the NFL Draft following his junior season.

He garnered All-Guilford County honors from the Greensboro News and Record at T.W. Andrews (High Point, NC) High School, where in June of 2010, he had his prep jersey number (9) retired. Wilson played free safety and split end as a senior, helping his team to a berth in the playoffs. He also played basketball and ran track in high school and was an honorable mention All-American in basketball in 1998 and was also a Dream Team All-America selection. Wilson majored in Parks, Recreation, and Tourism Management.



## MATT CARACCILO

### DIRECTOR, FOOTBALL OPERATIONS

**COLLEGE:** Ithaca College  
**HOMETOWN:** Oceanside, NY

**YEARS NFL/CARDINALS:** 17/8

Matt Caracciolo enters his eighth season with the Cardinals and third as Director, Football Operations after he was promoted in February, 2017. He originally joined the Cardinals in June, 2012 as the team's Football Operations Coordinator.

Caracciolo came to the Cardinals after spending seven seasons with the New England Patriots, including the last two years (2010-11) as Director of Football Operations. With the Patriots, he managed day-to-day operations, including training camp, home and road game operations and team travel. He also worked with the NFL as the team's point of contact for all football logistical efforts surrounding their trips to Super Bowl XLII and XLVI in addition to their game in London in 2009.

Caracciolo's responsibilities with the Cardinals

include managing day-to-day football operations, the team's training facility, mini-camp operations, training camp, budgets, football rules compliance and also directing the team's travel.

Caracciolo joined the Patriots in 2005 as a football operations assistant after spending the 2003 and 2004 seasons with the Miami Dolphins as a scouting intern. He previously served as an administrative graduate assistant at Syracuse (2001-03) while earning a master's degree in Higher Education.

The Oceanside, NY native played two seasons at Ithaca College where he also received a degree in Sports Information and Communications in 2001. His brother, Pete, is the Director of Operations with the Oakland Raiders. Caracciolo, his wife, Kelly, and sons, Luca and Nico, reside in Scottsdale, AZ.



## MATT HARRISS

### DIRECTOR, FOOTBALL ADMINISTRATION

**COLLEGE:** Lafayette College  
**HOMETOWN:** Bronxville, NY

**YEARS NFL/CARDINALS:** 19/1

Matt Harriss enters his first season with the Cardinals after being hired as Director, Football Administration in February, 2019.

With the Cardinals, Harriss works alongside GM Steve Keim on player contract negotiations as well as strategic planning and management of the team's salary cap and compliance with the NFL Collective Bargaining Agreement. He also serves as the Cardinals liaison to the NFL Management Council and works with the team's scouting staff and coaching staff on various statistical projects and in-depth analysis.

Harriss joined the Cardinals from the Detroit Lions where he spent the past three seasons (2016-18) as Vice President of Football Administration. He worked with the Lions after spending 10 seasons with the New York Giants football operations department. Harriss was a member of the Giants front office that led the franchise to two Super Bowl championships (Super Bowl XLIII following the 2007 season and Super Bowl XLVI following the 2011 season). In his first season with the Giants in 2006, Harriss assisted former GM Ernie Accorsi who was in his final sea-

son with the team. After that first season, Harriss assisted the Giants with salary cap management, CBA compliance and contract negotiations. He finished his tenure with the Giants as the team's Director of Football Operations.

Prior to working with the Giants, Harriss spent five seasons (2001-05) in the NFL league office. He started at the league office in 2001 as an intern in the football operations department and then transitioned into a player personnel analyst with the NFL Management Council. With the Management Council, Harriss worked on salary cap and free agency management, annual NFL Draft eligibility, as well as being versed on the CBA and all personnel rules to work with all 32 NFL teams.

He also worked with the NFL's officiating department as an instant replay booth communicator during games in his final three seasons with the league office.

The Bronxville, NY native graduated from Lafayette College with a bachelor's degree in History in 2001. Harriss and his wife Melissa, have two sons, Luke and Trent.



## LUKE PALKO

### EASTERN REGIONAL SCOUT

**COLLEGE:** Saint Francis (PA)  
**HOMETOWN:** Imperial, PA

**YEARS NFL/CARDINALS:** 13/11

Luke Palko begins his 11th season with Arizona and 13th in the NFL after joining the team's scouting department in June, 2009. He was promoted to Eastern Regional Scout in May, 2014 after working the previous five seasons as an area scout in the Central and Southeast regions of the country. In his current role, Palko is responsible for cross checking player evaluations for the Eastern half of the country.

Brother of former Cardinals, Steelers and Chiefs quarterback Tyler Palko, Luke came to the Cardinals after interning with the Pittsburgh Steelers player personnel department for two seasons (2007-08).

An Imperial, PA native, Palko was a wide receiver at Saint Francis (PA) where he finished his collegiate career as the second leading receiver in school and conference history with 225 receptions for 2,020 yards and 18 TDs. He set the school's single-season record with 85 receptions for 812 yards and seven TDs as a junior in 2005. He also served as the team's punter as a junior and senior.

The West Allegheny High School graduate became just the third-student athlete in Saint Francis his-

tory to earn ESPN the Magazine First-Team Academic All-American honors in 2005. He was also named the Northeast Conference's Football Scholar-Athlete of the Year in 2006 and earned a spot on the Division I-AA Athletic Director's Association Academic All-Star Team and the conference academic honor roll twice. In addition, Palko was one of 17 collegiate football players selected as a 2006 National Football Foundation & College Hall of Fame National Scholar-Athlete. As part of the honor, Palko was awarded an \$18,000 post-graduate scholarship and was also a finalist for the William V. Campbell trophy.

Palko's father, Bob, has coached high school and college football for over 30 years. Now at Mount Lebanon after previously coaching at West Allegheny, he has compiled eight W.P.I.A.L. championships and the class AAA state title in 2001 and was named the Pittsburgh Post-Gazette's High School Coach of the Year in 2012. His eight W.P.I.A.L. titles are the most in league history.

Palko graduated from Saint Francis with a bachelor's degree in Accounting in 2007 and resides in Pittsburgh, PA with his wife, Megan and son, Otto.





## **JOSH SCOBEY** **WESTERN REGIONAL SCOUT**

**COLLEGE:** Kansas State  
**HOMETOWN:** Oklahoma City, OK

**YEARS NFL/CARDINALS:** 14/11

Former Cardinals running back Josh Scobey enters his eighth season in the team's scouting department and first as Western Regional Scout after being promoted in May, 2019. His primary area of responsibility with the Cardinals is cross checking player evaluations for the western half of the country.

Scobey spent the past five seasons (2014-18) as an area scout in the west after being elevated to that position in May, 2014. He previously worked with the Cardinals as a Pro Scout in 2013 and as a Scouting Assistant in 2012 after starting as an intern with Arizona in 2010.

A sixth-round pick (185th overall) of the Cardinals in the 2002 NFL Draft, Scobey played in 62 games over six seasons in the NFL. After spending the 2002 season on injured reserve with a thumb injury, he led the NFL in kickoff returns in 2003 with 73 for 1,684 yards and a TD. He was claimed off waivers by Seattle in 2005, and totaled 1,326 yards on 59 kickoffs and was named a captain in Super Bowl XL in his first season with the Seahawks. He played in three games

with the Buffalo Bills in 2007 before finishing his career by returning to the Seahawks for four games that same season.

For his career, Scobey had 189 kickoff returns for 4,160 yards (22.4 yard avg.), 27 carries for 89 yards and 19 receptions for 200 yards.

Scobey was a two-time All-Big 12 selection at Kansas State after a standout junior college career at Northeastern Oklahoma A&M. In two seasons at Kansas State, he set an all-time school record with 31 rushing TDs and ranked in the top 10 in program history with nine 100-yard rushing games, 1,981 rushing yards, and 186 points scored. He also set a single-season school record with 1,263 rushing yards on 240 carries as a senior in 2001.

He was an honorable mention All-American selection by USA Today at Del City High School in Oklahoma City, OK where he set a single-season rushing record with 1,819 yards and 21 TDs in 1997. Scobey graduated from Kansas State with a bachelor's degree in Social Science.



## **RYAN GOLD** **COLLEGE SCOUTING COORDINATOR**

**COLLEGE:** Massachusetts  
**HOMETOWN:** Westwood, MA

**YEARS NFL/CARDINALS:** 6/6

Ryan Gold enters his sixth season with the Cardinals and second as College Scouting Coordinator after he was promoted in May, 2018. He originally joined the Cardinals in June, 2014 and worked for three years as a scouting assistant before being promoted to a scout in May, 2017.

In Gold's current role, he assists with the day-to-day operation of the college scouting department including evaluating players nationally, managing college player data and serving as a liaison to the National Football Scouting service.

He came to Arizona after working for three seasons (2011-13) at his alma mater, the University of Massachusetts, as the assistant offensive line coach. With the Minuteman he also assisted in recruiting

and helped with the program's transition to the FBS level. He began his coaching career at UMass for two seasons (2009-10) as an offensive undergraduate assistant.

While in college at UMass, Gold interned for two seasons with the New England Patriots in their marketing and operations department. Prior to college, Gold was the captain of his football and baseball teams at Westwood (MA) High School where he won back-to-back state championships in football.

Gold earned his bachelor's degree in Sport Management in 2011 from Massachusetts and earned his master's degree in Higher Education from UMass in 2014. He and his wife, Jennifer, and daughter, Ava, reside in Scottsdale, AZ.



## NATHAN DIGREGORIO

### PRO SCOUT

**COLLEGE:** Virginia Tech  
**HOMETOWN:** Charlottesville, VA

**YEARS NFL/CARDINALS:** 3/3

Nathan DiGregorio enters his third season with the Cardinals and first as a Pro Scout following his promotion in May, 2019. He originally joined the team's scouting department in June, 2017 as a scouting assistant and spent the past two years (2017-18) in that role.

He attended Virginia Tech where he graduated with a degree in Business Management in May, 2016. While at Virginia Tech, DiGregorio worked

as a student recruiting assistant with the football team.

Following graduation, DiGregorio served as a recruiting assistant with the football team at James Madison University (2016-17) and also worked as a research assistant with Hatman Scouting Services.

A native of Charlottesville, VA, DiGregorio worked as a training camp assistant for the Minnesota Vikings in 2012.



## GLEN FOX

### PRO SCOUT

**COLLEGE:** South Dakota State  
**HOMETOWN:** Cedar Rapids, IA

**YEARS NFL/CARDINALS:** 7/7

Glen Fox enters his seventh season with the Cardinals and sixth as a Pro Scout after being promoted in May, 2014. He joined the Cardinals as a scouting assistant in 2013 following a playing career that featured stops in the UFL and AFL.

Following a four-year collegiate career as a wide receiver at South Dakota State, Fox participated in rookie minicamp with Green Bay in 2010 and later played in the AFL and UFL. During his time in the Arena Football League, he played with the Arizona Rattlers (2011) and Orlando Predators (2012) while also playing in the United Football League with the Omaha Nighthawks and Sacramento Mountain Lions (2011-12).

At South Dakota State, Fox finished third all-time in receptions and sixth all-time in receiving yards. He was a team captain as a senior and was a two-time All-Missouri Valley Conference performer during his junior and senior campaigns. After ranking second in receiving TDs (10), third in receptions per game (5.5) and fourth in receiving yards per game (66.0), Fox's 66 receptions as a junior were the fourth most in a season by a Jackrabbit player. During his senior season, Fox had 62 receptions for 787 yards and four TDs. He also played in three games as a member of the SDSU men's basketball team during the 2005-06 season.

A Cedar Rapids, IA native, Fox received his bachelor's degree in Business Economics in 2010.

## CARDINALS CONTINUE BILL BIDWILL COACHING FELLOWSHIP PROGRAM

Prior to the 2015 season, the Cardinals established the Bill Bidwill Coaching Fellowship, a program to increase diversity and provide more opportunities to gain coaching experience at the highest level.

The inaugural participant was former Pro Bowl linebacker Levon Kirkland, who served two seasons (2015-16) assisting with the OLBs. The program's second participant, former Pro Bowl running back Terry Allen, joined the staff prior to the 2017 campaign and spent two years (2017-18) mentoring running backs while serving on the coaching staff. Prior to the 2019 season, Don Shumpert was named the fellowship's third recipient. A former wide receiver, Shumpert joined the Cardinals after spending the 2018 campaign as an offensive assistant with the NY Giants.

As Cardinals owner, Bill Bidwill has long been at the forefront in providing opportunities to individuals regardless of race or gender. In 2010, he was honored with the Fritz Pollard Alliance's Paul "Tank" Younger Award for promoting diversity in the NFL. In 1978, Adele Harris became the first African American female executive in the NFL when she was hired as the Cardinals director of community relations. In 1981, Bidwill hired attorney Bob Wallace, making him the first African American to handle contract negotiations for an NFL club.

Arizona was also the first NFL team with an African American general manager-head coach tandem (Rod Graves/Dennis Green, 2004), and from 2013-14 the Cardinals were the only NFL team whose offensive and defensive coordinators were both African American (Harold Goodwin and Todd Bowles).



## ZAC CANTY

### AREA SCOUT

**COLLEGE:** Cornell  
**HOMETOWN:** Naperville, IL

**YEARS NFL/CARDINALS:** 10/8

Zac Canty enters his eighth season with the Cardinals and 10th in the NFL after joining the team's scouting department in May, 2012. He was promoted to an area scout in May, 2014 with the responsibility of scouting the Northeast region of the country for the Cardinals. Canty joined Arizona as the team's representative with the National Football Scouting service after spending two seasons (2010-11) with the Chicago Bears as a pro personnel assistant.

Canty began his scouting career with the Bears in 2010 and assisted both the pro and college scouting departments. In his first season with Chicago, the Bears won the NFC North and reached the NFC Championship game.

He played wide receiver at Cornell University from 2005-08 and was a three-year starter for the Big Red where he finished his career with 141 receptions for 1,442 yards and seven TDs. He had his best season as a senior when he collected a career-high 51 receptions for 496 yards and a TD.

Canty helped Naperville North (IL) High School to a league title and a 10-1 record as a senior after earning Sun News Player of the Year honors following his junior season. He was also named honorable mention All-State from the Chicago Tribune as a junior.

He graduated from Cornell in the spring of 2009 with a BS in Applied Economics and Management. Canty and his wife, Alexis, live in St. Louis with their son, Brooks.



## ZACH DEVLIN

### SCOUT

**COLLEGE:** Bryant  
**HOMETOWN:** Mount Sinai, NY

**YEARS NFL/CARDINALS:** 3/3

Zach Devlin enters his third season with the Cardinals after joining the team's scouting department in June, 2017. After working as a scouting assistant in 2017, Devlin was promoted in May, 2018 and is in his second season as the Cardinals representative with the National Football Scouting service.

Devlin came to Arizona after playing collegiately at Bryant University where he served as a long snapper for the Bulldogs. Due to injury, he spent the 2014 season as a student-coach, part-time equipment manager and film assistant. In that role, Devlin contributed to the weekly game plan and

scouted opponents' defensive personnel.

His father, Mike, played seven seasons (1993-99) in the NFL, including his final four years in Arizona, where he began his coaching career as an offensive quality control (2000) and assistant offensive line (2001-03) coach with the Cardinals. Mike is currently the Texans offensive line coach. Devlin's grandfather, John, coached linebackers for the Houston Oilers from 1984-85.

Devlin graduated from Bryant with a bachelor's degree in Business Administration Management in 2017.



## ALFONZA KNIGHT

### AREA SCOUT

**COLLEGE:** Sewanee University  
**HOMETOWN:** Nashville, TN

**YEARS NFL/CARDINALS:** 6/6

Alfonza Knight enters his sixth season with the Cardinals after joining the team's scouting department in June, 2014. After working as a scouting assistant for three years, Knight was promoted in

May, 2017 to the Cardinals representative with the National Football Scouting service and was promoted again in May, 2018 as the team's scout in the Southeast region of the country.



Knight began his career as an intern with the equipment staff of the Tennessee Titans in 2012 before working for two years with the Senior Bowl (2013-14) where he helped create the preseason watch list of college seniors and evaluated potential invitees to the annual college all-star game in Mobile, AL.

He played safety collegiately at Sewanee University where he was a two-time first-team All-Southern Collegiate Athletic Conference selec-

tion (2010-11), including as a senior in 2011 where he 68 tackles, two sacks and two INTs. As a junior in 2010, he finished the season ranked second in the SCAC in tackles per game (10.1) and tackles (101) while also collecting four tackles for loss, three passes defended and two INTs. Knight was also a second-team All-SCAC selection in 2009.

Knight graduated with a bachelor's degree in Anthropology in 2012 and resides in Houston, TX.



## KEEGAN LEYERER

### AREA SCOUT

**COLLEGE:** Tennessee  
**HOMETOWN:** Nashville, TN

**YEARS NFL/CARDINALS:** 4/1

Keegan Leyrer enters his first season with the Cardinals scouting department as an area scout after joining the team in May, 2019. His primary area of responsibility with the Cardinals is scouting the Western region of the country.

He came to the Cardinals from Cleveland where he spent three seasons in the Browns scouting department, including one season (2017) as a col-

lege scouting assistant and two seasons as a scouting assistant (2015-16).

Leyrer graduated from the University of Tennessee with a bachelor's degree in Business Marketing in 2015. While working on his degree, he served as a student recruiting assistant with the football team at Tennessee.

## PFWA PHOENIX CHAPTER RECOGNIZES JONES AND PETERS IN 2018

Cardinals defensive end **Chandler Jones** was named the team's MVP in 2018 by the Arizona chapter of the Pro Football Writers Association, and defensive tackle **Corey Peters** and safety **Antoine Bethea** were given the Good Guy Award.

It marked the second-consecutive season that Jones earned the team's MVP award. He recorded 13.0 sacks in 2018, becoming the first player in team franchise history with 10+ sacks in three consecutive seasons (11.0 in 2016; 17.0 in 2017). After being named a team captain for the first time in his career, Peters started all 15 games he appeared in and totaling a career-high 51 tackles, nine tackles for loss and 2.5 sacks. Bethea started all 16 games for Arizona last season and posted a team-high 133 tackles, 3.0 sacks, five passes defended and a forced fumble.

The MVP award is named after Lloyd Herberg, who covered the Cardinals for The Arizona Republic from 1988 until his death in 1994.

The Good Guy award is named after Steve Schoenfeld, who covered the Cardinals and the NFL for The Arizona Republic from 1988 to 2000. Schoenfeld was killed by a hit-and-run driver in 2000. The award in his name is given to a player who is professional, accessible and insightful in dealing with reporters.

### LLOYD HERBERG MVP AWARD WINNERS

2001 – Kwamie Lassiter	2006 – Adrian Wilson	2011 – Calais Campbell	2016 – David Johnson
2002 – L.J. Shelton	2007 – Larry Fitzgerald	2012 – Daryl Washington	2017 – Chandler Jones
2003 – Anquan Boldin	2008 – Kurt Warner	2013 – Karlos Dansby	2018 – Chandler Jones
2004 – Bertrand Berry	2009 – Darnell Dockett	2014 – Jared Veldheer	
2005 – Anquan Boldin	2010 – Kerry Rhodes	2015 – Carson Palmer	

### STEVE SCHOENFELD GOOD GUY AWARD WINNERS

2001 – Frank Sanders	2006 – Obafemi Ayanbadejo	2011 – Larry Fitzgerald	2016 – Kevin Minter
2002 – Pete Kendall	2007 – Calvin Pace	2012 – Paris Lenon	2017 – Frostee Rucker
2003 – Marcus Bell	2008 – Rod Hood	2013 – Lyle Sendlein	2018 – Corey Peters/ Antoine Bethea
2004 – James Darling	2009 – Kurt Warner	2014 – Larry Foote	
2005 – Kurt Warner	2010 – Tim Hightower	2015 – Tyrann Mathieu	



## JOHN MANCINI

### AREA SCOUT

**COLLEGE:** SUNY-Plattsburgh

**HOMETOWN:** Long Island, NY

**YEARS NFL/CARDINALS:** 25/7

John Mancini enters his seventh season with the Cardinals and 25th in the NFL after joining Arizona's scouting department in May, 2013. His primary area of responsibility with the Cardinals is scouting the Midwest region of the country.

Mancini came to Arizona after working 18 seasons with the St. Louis Rams, including the final 16 years in the team's personnel department.

He spent 10 years as a college scout with the Rams before serving as Director of College Scouting from 2009-12. Mancini joined the Rams in their

inaugural season in St. Louis in 1995, beginning his career in the ticket office before moving into merchandise and then as a scouting assistant in 1997. During his tenure with the Rams, Mancini worked on both the pro and college sides of player personnel.

A Long Island, NY native, Mancini is a graduate of the State University of New York at Plattsburgh with a degree in Business Management. Mancini and his wife, Theresa, have a son, Dominic, and daughters, Avarie and Brooklyn.



## DARIUS VINNETT

### AREA SCOUT

**COLLEGE:** Arkansas

**HOMETOWN:** St. Rose, LA

**YEARS NFL/CARDINALS:** 9/7

Darius Vinnett enters his seventh season with the Cardinals after joining the team's scouting department in May, 2013. He started with the Cardinals as a scouting assistant and spent three years (2014-16) as the Cardinals representative with the National Football Scouting service before being promoted to an area scout in May, 2017. He is currently responsible for scouting the near East region of the country for the Cardinals.

Vinnett played 22 games at cornerback during his career at the University of Arkansas and helped the Razorbacks win the 2006 SEC West title and play in the Capital One Bowl. Prior to playing at Arkansas, Vinnett played two seasons at West Hill College (CA) earning All-Valley Conference in each season. As a sophomore, he had 56 tackles,

one interception and 15 passes defended. He also honored in 2002 as a Junior College Academic All-American.

Following college, Vinnett signed with the St. Louis Rams as an undrafted rookie free agent in 2007 and played in eight games and had 13 tackles as a rookie before spending time on the Rams and Falcons practice squads in 2008. He also spent part of the 2009 offseason with the Falcons.

Vinnett played with the Florida Tuskers (2009-10) of the United Football League before they became the Virginia Destroyers (2011-12), appearing in all three league title games and winning the UFL Championship in 2011.

Vinnett graduated with a bachelor's degree in Sociology in 2006.

## ARIZONA AND DAYLIGHT SAVING TIME

Every year people across the country turn their clocks ahead in the spring and back in the fall, except in Arizona.

Although Arizona stays on standard time throughout the year, never changing its clock forward or back, the time change, or lack thereof, does affect the Cardinals local kickoff times during the season.

In 2019, daylight saving time was observed on the second Sunday in March (March 10) and ends on the first Sunday in November (November 3). When daylight saving time is in effect, Arizona is three hours behind the east coast, making a 4:00 p.m. kickoff in New York a 1:00 p.m. kickoff in Arizona.

However, when daylight saving time ends, Arizona is only two hours behind the east coast, making a 4:00 p.m. kickoff in New York a 2:00 p.m. kickoff in Arizona.

In 1967 the Uniform Time Act was instituted, putting the entire country on daylight saving time. After one year, states could opt out, and Arizona went back to standard time and stayed there. Residents and lawmakers of Arizona knew there was an abundance of sunshine and did not see the need to move their clocks ahead in order to save any. The only other state that does not observe Daylight Saving Time is Hawaii.





## EVAN LODDER

### SPORTS SCIENCE COORDINATOR

**COLLEGE:** West Virginia  
**HOMETOWN:** Riverdale, NJ

**YEARS NFL/CARDINALS:** 2/2

Evan Lodder enters his second year as the Cardinals sports science coordinator after joining the team in February, 2018. He came to the Cardinals after spending three years at Mississippi State (2015-17), including the last two years as a graduate assistant with the Bulldogs strength and conditioning staff.

Lodder started at Mississippi State in 2015 as an intern working with the school's football, track and field and tennis teams prior to serving as a graduate assistant with the same teams from 2016-17.

Prior to Mississippi State, Lodder interned at

the West Virginia University Human Performance Lab and at Pro Performance RX in Morgantown, WV. He worked with athletes at all levels to design and implement strength, speed, flexibility and conditioning programs.

Lodder graduated from West Virginia with a bachelor's degree in Exercise Physiology in 2013 and earned his Master's degree in Food Science, Nutrition and Health Promotion from Mississippi State in 2017. He is accredited as a Certified Strength and Conditioning Specialist (CSCS) and a Strength and Conditioning Coach Certified (SCCC).



## TOM REED

### HEAD ATHLETIC TRAINER

**COLLEGE:** Kentucky  
**HOMETOWN:** Louisville, KY

**YEARS NFL/CARDINALS:** 21/12

Tom Reed begins his 21st year in the NFL and 12th season as the Cardinals head athletic trainer after being hired to the position in June, 2008. Reed came to the Cardinals after working nine seasons (1999-2007) as an assistant athletic trainer with the Atlanta Falcons.

Born in Madison, WI and raised in Louisville, KY, Reed began his full-time athletic training career as an assistant athletic trainer at Miami (OH) University from 1996-99 working with football, men's basketball, soccer, and track and field before joining the Falcons for the 1999 season.

Reed played football at the University of Louisville in 1988-89 before transferring to the University of Kentucky where he finished his degree in Exercise Science and Kinesiology in 1994. He did post-baccalaureate work in facilities management while working as a rehabilitation coordinator with the football team during his time at Kentucky. While studying Exercise Physiology in graduate school at Miami (OH) in 1995-96, Reed also served as a rehabilitation and therapeutic modalities

instructor at Miami's athletic training curriculum program.

The 49-year old Reed completed summer internships with the Falcons in 1994 and 1995 and was a Professional Football Athletic Trainers Society (PFATS) scholarship winner in 1994. Reed was also the recipient of the 1997 American Red Cross CPR "Lifesaver of the Year" award and the 2015 Arizona Athletic Trainer's Association's Presidents Award Winner. He is an active member of the Professional Football Athletic Trainer's Society (PFATS) and is on the PFATS Executive Committee as the NFC Head Athletic Trainer representative.

He is also an active member of the National Athletic Trainer's Association (NATA) and the Arizona Athletic Trainer's Association (AzATA). Reed also currently sits on the Arizona Interscholastic Association's (AIA) Sports Medicine Advisory Committee and is a founding board member of the Arizona Athletic Trainers Initiative Fund.

Reed and his wife, Nicole, reside in Tempe, AZ with their sons, Jackson and Jameson.



## MARK AHLEMEIER

### EQUIPMENT MANAGER

**COLLEGE:** Florissant Valley  
**HOMETOWN:** St. Louis, MO

**YEARS NFL/CARDINALS:** 39/39

Mark Ahlemeier enters his 39th season with the Cardinals equipment department and his 34th season as the team's equipment manager after five years as the assistant.

Ahlemeier has twice been honored (2008 and 2014) with the Whitey Zimmerman Award as the NFL Equipment Manager of the Year.

His responsibilities include the purchase and maintenance of all team equipment and sideline apparel, outfit-

ting players, coaches, and other football staff for practices and games. Ahlemeier also coordinates the transport of all team gear for training camp, home and away games.

Ahlemeier was born in St. Charles, MO, and attended Ritenour High School and Florissant Valley College in St. Louis. He and his wife, Patti, have three children—daughters Mandy and Molly, and son Mark and three grandchildren, Oliver Mark, Poppy Angeline and Eloise Elisabeth. They live in Tempe, AZ.



## JEFF WALLO

### VIDEO DIRECTOR

**COLLEGE:** Ohio State  
**HOMETOWN:** Youngstown, OH

**YEARS NFL/CARDINALS:** 18/8

Jeff Wallo begins his eighth season with the Cardinals and third as video director after being promoted in January, 2017. He originally joined the Cardinals as the team's assistant video director in 2012 and served in that role for five seasons.

Prior to joining the Cardinals, Wallo served as the video coordinator at the University of Pittsburgh for two seasons (2009-10). He got his start in the NFL with the Cleveland Browns, first as an intern and then as a video

assistant in 2000. Wallo then worked as the assistant video director for the Browns from 2001-09.

A Youngstown, OH native, Wallo started his video career at his alma mater, Ohio State, as a student assistant for two seasons prior to receiving a bachelor's degree in Education in 1998.

Wallo and his wife, Rashel, have a son, Jackson, and a daughter Brooklyn.

## CARSON PALMER SELECTED FOR CARDINALS RING OF HONOR

In June, the Cardinals announced that the team will induct quarterback **Carson Palmer** into its Ring of Honor at halftime of the game vs. Seattle on September 29 at State Farm Stadium.

Palmer played five seasons in Arizona (2013-17) and his .642 winning percentage is the best for a starting quarterback in team history. Acquired by the Cardinals in a trade with Oakland prior to the 2013 season, Palmer holds the franchise's single-season records for passing yards (4,671), touchdowns (35) and passer rating (104.6), all of which he set in 2015.

A five-time team captain in Arizona, Palmer posted a 38-21-1 record during his time with the Cardinals and led the team to a franchise single-season record 13 wins in 2015 and an appearance in the NFC Championship game. He started 60 games, completing 1,373-of-2,197 pass attempts (62.5%) for 16,782 yards, 105 TDs, 57 INTs and a 91.1 passer rating.

Palmer holds the franchise record for 300-yard passing games (25) and 400-yard passing performances (3), ranks 3rd in games with a 100+ passer rating (26) and 3rd in multi-TD performances (35). On the franchise career list, Palmer ranks 4th in team history in passing yards (16,782), 4th in pass attempts (2,197), 5th in completions (1,373), 2nd in completion percentage (62.5%), 1st in yards per attempt (7.64), 4th in TD passes (105), 2nd in TD percentage (4.8) and 2nd in passer rating (91.1).

With Palmer under center during the record-breaking 2015 campaign, the Cardinals finished the year with the #1 offense in the NFL for the first time in team history and set team single-season records for wins (13), road wins (7), points (489) and total TDs (59) while earning the first postseason bye in team history. Palmer established single-season records for passing yards, TD passes, passer rating, 300-yard passing performances (9) and led the NFL with a team-record 11 games with a 100+ passer rating that season.

Palmer will become the 18th member of the Cardinals Ring of Honor, the creation of which coincided with the opening of State Farm Stadium in 2006. He will join Jim Hart and Kurt Warner as the only quarterbacks in the group. The other 15 members are: Charles W. Bidwill, Sr. (Owner), Jimmy Conzelman (Coach), T Dan Dierdorf, HB John "Paddy" Driscoll, HB/DB Marshall Goldberg, WR Roy Green, CB Dick "Night Train" Lane, HB Ollie Matson, HB Ernie Nevers, S Pat Tillman, HB Charley Trippi, CB Roger Wehrli, CB Aeneas Williams, S Adrian Wilson and S Larry Wilson.



**Charlie Adkins**  
Coordinator, Football  
Research & Analytics



**Melissa Anderson**  
Alumni Benefits  
Manager



**Jesse Aranda**  
Coordinator,  
Social Media



**Orlando Avila**  
Senior Manager, Marketing  
& Broadcast Services



**Rachel Baderman**  
Event Supervisor



**Justin Baird**  
Account Executive,  
Ticket Sales



**Angie Baker**  
Director, Cardinals  
Cheerleaders



**Tim Beach**  
Senior Director, Game  
Entertainment & Special Events



**Carl Belanger-Maas**  
Senior Director, Premium  
Services & Guest Relations



**Carol Benjamin**  
Payroll/Hiring & Benefits  
Administrator



**Jessica Bichler**  
Team Nutritionist



**Big Red**  
Team Mascot



**Steve Bomar**  
Vice President,  
Ticketing



**Parker Brown**  
Assistant Equipment  
Manager



**Ron Campbell**  
Vice President,  
Ticket Sales



**Rolando Cantu**  
Manager, International  
Business Ventures



**Steve Carlson**  
Account Executive,  
Ticket Sales



**Tim Carlson**  
Technical Support  
Specialist



**Matt Carvalho**  
Executive Chef



**Abe Casillas**  
Assistant Turf Manager



**Andrew Caskin**  
Scouting Assistant



**Veronica Castro**  
Senior Accountant



**Courtney Cates**  
Account Executive,  
Ticket Sales



**Paul Calvisi**  
Reporter/Host,  
Broadcasting



**Mike Chavez**  
Manager,  
Creative Services



**Steve Christensen**  
Assistant Equipment  
Manager



**Bill Clark**  
Director, Consumer  
Insights



**Scott Coleman**  
Vice President, Partner  
Service & Activation



**Daniel Conlon**  
Account Executive,  
Ticket Sales



**Michael Connor**  
Director, Videoboard &  
Event Production



**Chad Cook**  
Assistant Athletic  
Trainer



**Kim Cruz**  
Premium Services  
Coordinator



**Mark Dalton**  
Senior Vice President,  
Media Relations



**Tim DeLaney**  
Vice President,  
Broadcasting/Digital Content



**Kaitlyn Drenner**  
Manager, Finance Database  
& Budget Analyst



**Thedra Dunbar**  
Staff Accountant



# ARIZONA CARDINALS



**Anthony Edwards**  
Senior Director,  
Player Development



**Nick Erikson**  
Coordinator, Fan  
Development & Loyalty



**Cameron Faulkner**  
Account Executive,  
Ticket Sales



**Mark Feller**  
Vice President,  
Technology



**Sean Ferretti**  
Manager, Business  
Development



**Amanda Flanagan**  
Production Manager



**Stepheny Frederiksen**  
Account Executive,  
Ticket Sales



**Ryan Funk**  
Senior Box Office  
Manager



**Zach Galia**  
Director, Social Media



**Melissa Gaspard**  
Executive Assistant/  
Paralegal



**Heather Goldade**  
Systems Developer



**Grant Greeley**  
Broadcast Coordinator/  
Producer



**Craig Grialou**  
Broadcast/Digital Content  
Correspondent



**Christine Harms**  
Controller



**Ryan Harris**  
Account Executive,  
Ticket Sales



**Tiffany Hayden**  
Accounts Payable



**Jonathan Hayward**  
Senior Producer,  
Broadcasting



**Mike Helm**  
Manager,  
Media Relations



**Jeff Herndon**  
Assistant Athletic  
Trainer



**Alex Herrera**  
Manager, Premium &  
Guest Services



**Jonathan Hidalgo**  
Coordinator, Partner  
Service & Activation



**Taylor Homes**  
Coordinator, Marketing &  
Broadcast Services



**Mike Jaquinta**  
Vice President,  
Business Development



**Tye Jacobs**  
Account Executive,  
Group Sales



**Chad Jenkins**  
Scouting Assistant



**Kristi Johnson**  
Director, Security



**Adam Jones**  
Assistant Turf Manager



**D'Ann Jordan**  
Executive Assistant



**Kevin Jordan**  
Football Analytics  
Assistant



**Mike Jurecki**  
Broadcast/Digital Content  
Correspondent



**Shawn Kinsey**  
Vice President,  
Security



**David Koeninger**  
General Counsel



**Stephanie Lahaie**  
Event Creation  
Specialist



**Teresa Le**  
Network Administrator



**Greg Lee**  
Chief Financial Officer



**Nathan Lee**  
Stadium Support  
Technician





**Andrew Levy**  
Turf Director



**Erica MacKenzie**  
Coordinator, Research  
and Analytics



**Meredith Manley**  
Football Analytics  
Assistant



**Lisa Manning**  
Senior Vice President,  
Marketing



**Lisa Matthews**  
Multimedia Producer/  
Reporter



**Sandy McAfee**  
Coordinator,  
Digital Platforms



**Chris Melvin**  
Director,  
Media Relations



**Richard Mendez**  
Senior Manager/Producer,  
Broadcasting



**Marie Miller**  
Receptionist



**Teresa Miller**  
Director, Financial  
Planning & Analysis



**John Misch**  
Senior Manager,  
Business Development



**Spencer Missiorek**  
Video Assistant



**Taylor Mogel**  
Corporate Nutrition  
Manager



**Matthew Montes**  
IT Specialist



**Estelle Moreno**  
Administrative Assistant



**Shannon Morrisette**  
Network Security  
Administrator



**Keanu Najarian**  
Premium Services  
Coordinator



**Dan Nettles**  
Broadcast Editor/  
Coordinator



**Brittany Neuheisel**  
Assistant to  
the President



**Craig Norgren**  
Assistant Video  
Director



**James Novy**  
Network Server  
Administrator



**Grant Oberlin**  
Account Executive,  
Ticket Sales



**Kyle Odegard**  
Coordinator, Digital  
Content/Staff Writer



**Jim Omohundro**  
Senior Manager/  
Producer, Broadcasting



**Jeff Orenstein**  
Account Executive,  
Ticket Sales



**Dave Pasch**  
Radio Play-by-play  
Announcer



**Kristian Pena**  
Team Chef



**Tony Pereira**  
Vice President,  
Stadium Operations



**Scott Phillippy**  
Chief Engineer/Building  
Operation Manager



**Mark Preston**  
Ticket Services  
Representative



**Kara Primack**  
Director, Finance Database  
Development & Analytics



**Lacey Probst**  
Manager,  
Stadium Operations



**Horace Raymond**  
Director,  
Community Relations



**Maddie Redmond**  
Coordinator, Partner  
Service & Activation



**Dominick Reed**  
Account Executive,  
Group Sales



**Emilee Reese**  
Senior Accounting  
Manager





**Adam Richman**  
Community Relations/  
Alumni Program Coordinator



**Amy Robinson**  
Coordinator,  
Creative Services



**Javier Rodriguez**  
Bi-lingual Content  
Producer



**Chase Russell**  
Media Relations  
Coordinator



**Steve Ryan**  
Senior Vice President,  
Business Development



**MacKenzie Sanford**  
Box Office Representative



**Todd Santino**  
Manager, Business  
Development



**Eben Sawilchik**  
Coordinator, Game Entertainment  
& Special Events



**Matthew Schaper**  
Account Executive,  
Ticket Sales



**Jeff Schwimmer**  
Assistant Equipment  
Manager



**Jose Silva**  
Maintenance Technician



**Jackson Sipes**  
Coordinator,  
Digital Graphics



**Michelle Speer**  
Executive, Partner Service  
& Activation



**Andrew Steele**  
Football Operations  
Assistant



**Mo Streeby**  
Manager,  
Youth Football



**Imani Suber**  
Media Relations  
Coordinator



**Carter Tamblyn**  
Director,  
Football Systems



**Gabriel Trujillo**  
Spanish Radio Play-by-  
Play Announcer/Producer



**Darren Urban**  
Director, Editorial  
Content/Senior Writer



**Stacey Weber**  
Director, Culinary  
Operations



**Kyle Wichman**  
Account Executive,  
Ticket Sales



**Rance Winters**  
Account Executive,  
Ticket Sales



**Ron Wolfley**  
Radio Play-by-play  
Analyst



**Lara Wroblewski**  
Event Supervisor



**Elizabeth Yeast**  
Senior Manager, Partner  
Service & Activation



**PLAYERS**



# ROBERT ALFORD

**23 | CORNERBACK | 5-10 | 186**

**COLLEGE:** Southeastern Louisiana

**HOMETOWN:** Hammond, LA

**HOW ACQUIRED:** FA-19

**DOB:** November 1, 1988

**YEARS NFL/CARDINALS:** 7/1

## NOTE CARDS

- Signed a three-year contract with the Cardinals on 2/7/19.
- Selected by the Falcons in second round (60th overall) of the 2013 NFL Draft, Alford played 88 games (76 starts) in six seasons with Atlanta. He has 291 tackles (243 solo), 10 INTs, 85 passes defended, four tackles for loss, two fumble recoveries and a forced fumble in the regular season and 30 tackles, an INT and nine passes defended in five career postseason contests.
- Returned three INTs for TDs in his NFL career (two regular season and one postseason), including an INT off Tom Brady in Super Bowl LI that he returned 82 yards for a score.

### PRO CAREER:

Entered the NFL as a second-round (60th overall) selection of the Atlanta Falcons in the 2013 NFL Draft. Placed on injured reserve (wrist) on 12/15/14. Re-signed with the Falcons on 12/8/16. Released on 2/5/19 and signed a three-year contract with the Cardinals on 2/7/19.

**2018:** Recorded 50 tackles and 11 passes defended in 15 games (all starts), playing most of the season on a high ankle sprain ... notched a tackle and deflected a Cam Newton pass on the final play of the game to preserve a seven-point win vs. Car (9/16) ... deflected two third down pass attempts vs. AZ (12/16).

**2017:** Started all 16 games for the second consecutive season, collecting one INT and posting career highs with 65 tackles and 20 passes defended ... tallied 11 tackles and three passes defended in two postseason contests (both starts) ... had three tackles and deflected three passes, including two on the Bears final offensive possession to help preserve a six-point win @ Chi (9/10) ... posted a career-high-tying nine tackles and tallied three passes defended, including two third down pass attempts @ Sea (11/20) ... had two tackles, registered a career-high four passes defended and intercepted a Cam Newton pass in the Falcons end zone on the Panthers final offensive play to seal a win and playoff berth vs. Car (12/31) ... posted three tackles and three passes defended in the Wild Card game @ LAR (1/6/18).

**2016:** Started all 16 games for the first time in his career and totaled 59 tackles, two INTs (one returned for a TD) and 19 passes defended ... started all three postseason contests and recorded 19 tackles, one INT (returned 82 yards for a TD), six passes defended and a fumble recovery ... sealed a Falcons victory and matched a career high with two INTs in the final two minutes vs. Car (10/2), returning one 30 yards for his second-career pick-six and his third-career multi-INT performance ... had a career-high 11 tackles, tallied three passes defended, recovered a LeGarrette Blount fumble and returned a Tom Brady INT 82 yards for his third-career TD in Super Bowl LI vs. NE (2/5/17); marked the second-longest INT-TD in Super Bowl history.

**2015:** Started 15 games and totaled 50 tackles, two INTs (one returned for a TD) and a team-high 15 passes defended ... registered one tackle and a season-high three passes defended vs. Hou (10/4) ... tallied two INTs, returning the second 59 yards for

a game-winning TD in OT vs. Was (10/11) ... notched a season-high seven tackles, recovered a fumble and had a pass defended in the season finale vs. NO (1/3/16).

**2014:** Collected 29 tackles, a career-high three INTs and 12 passes defended in 10 games (all starts) before being placed on injured reserve (wrist) on 12/15 ... intercepted Joe Flacco at the Falcons goal line and picked another deep ball from Flacco in the Falcons end zone, marking his first-career multi-INT performance @ Bal (10/19) ... had a season-high nine tackles, including a career-high eight solo stops @ TB (11/9).

**2013:** Played all 16 games (four starts) and recorded 38 tackles, two INTs, eight passes defended, a fumble recovery, a forced fumble and two special teams tackles ... intercepted a Drew Brees pass intended for Marques Colston in his NFL debut @ NO (9/8) ... intercepted a Cam Newton-to-Steve Smith pass at the Falcons goal line to stop a Panthers scoring threat before halftime @ Car (11/3) ... recovered a fumble on the second play from scrimmage in OT which led to a game-winning FG drive @ Buf (12/1) ... forced a DeAngelo Williams fumble at the Falcons 18-yard line after a 56-yard catch-and-run vs. Car (12/29).

### COLLEGE:

Totaled 137 tackles, six tackles for loss, 10 INTs, 20 passes defended, three fumble recoveries and one forced fumble in 32 games (31 starts) ... named the NCAA Football Championship Subdivision National Defensive Player of the Year by the College Sports Journal and earned FCS All American honors from the NFL Draft Report and the Sports Network as a senior in 2012 ... also received first-team All-Southland Conference honors and was named a finalist for the Buck Buchanan Award ... earned second-team All-Southland Conference accolades with 52 tackles, five INTs, seven passes defended, one forced fumble and one fumble recovery as a junior in 2011.

### PERSONAL:

Attended Hammond (LA) High School where he earned first-team All-District 7-5A honors after catching 10 TD passes as a senior in 2008 ... also ran track, placing second in the 400-meters at the 2007 Louisiana High School Athletic Association Track and Field Championships ... older brother, Fred Booker, was a CB at LSU and played in the Arena Football League and NFL Europe before appearing in 12 games with the New Orleans Saints in 2005.



## ALFORD CAREER STATS

DATE TEAM	GP GS	TK	S	A	TACKLES					QBH	INTERCEPTIONS					FUMBLES			ST				
					TFL	YDS	SK	YDS			NO	YDS	LG	TD	PD	FF	FR	YDS	TK	S	A	FF	FR
2013 Falcons	16 4	38	27	11	0	0	0.0	0.0		1	2	0	0	0	8	1	1	-5	2	1	1	0	0
2014 Falcons	10 10	29	23	6	2	4	0.0	0.0		0	3	21	21	0	12	0	0	0	2	1	1	0	0
2015 Falcons	15 15	50	42	8	1	2	0.0	0.0		0	2	76	59t	1	15	0	1	0	3	3	0	0	0
2016 Falcons	16 16	59	50	9	1	9	0.0	0.0		0	2	34	30t	1	19	0	0	0	2	0	2	0	0
2017 Falcons	16 16	65	58	7	0	0	0.0	0.0		0	1	0	0	0	20	0	0	0	3	2	1	0	0
2018 Falcons	15 15	50	43	7	0	0	0.0	0.0		0	0	0	0	0	11	0	0	0	0	0	0	0	0
<b>NFL TOTALS</b>	<b>88 76</b>	<b>291</b>	<b>243</b>	<b>48</b>	<b>4</b>	<b>15</b>	<b>0.0</b>	<b>0.0</b>		<b>1</b>	<b>10</b>	<b>131</b>	<b>59t</b>	<b>2</b>	<b>85</b>	<b>1</b>	<b>2</b>	<b>-5</b>	<b>12</b>	<b>7</b>	<b>5</b>	<b>0</b>	<b>0</b>

## ALFORD POSTSEASON STATS

DATE TEAM	GP GS	TK	S	A	TACKLES					QBH	INTERCEPTIONS					FUMBLES			ST				
					TFL	YDS	SK	YDS			NO	YDS	LG	TD	PD	FF	FR	YDS	TK	S	A	FF	FR
2016 Falcons	3 3	19	17	2	0	0	0.0	0.0		0	1	82	82t	1	6	0	1	0	2	2	0	0	0
2017 Falcons	2 2	11	10	1	0	0	0.0	0.0		0	0	0	0	0	3	0	0	0	0	0	0	0	0
<b>NFL TOTALS</b>	<b>5 5</b>	<b>30</b>	<b>27</b>	<b>3</b>	<b>0</b>	<b>0</b>	<b>0.0</b>	<b>0.0</b>		<b>0</b>	<b>1</b>	<b>82</b>	<b>82t</b>	<b>1</b>	<b>9</b>	<b>0</b>	<b>1</b>	<b>0</b>	<b>2</b>	<b>2</b>	<b>0</b>	<b>0</b>	<b>0</b>

## SINGLE-GAME HIGHS: DEFENSIVE

<b>Total Tackles</b>	9 at Seattle Seahawks, Nov 20, 2017 ...2 more at 9.	<b>Tackles For Loss</b>	1 vs. San Francisco 49ers, Dec 18, 2016 ...3 more at 1.
<b>Passes Defensed</b>	4 vs. Carolina Panthers, Dec 31, 2017	<b>Interceptions</b>	2 vs. Carolina Panthers, Oct 02, 2016 ...2 more at 2.
<b>Forced Fumbles</b>	1 vs. Carolina Panthers, Dec 29, 2013	<b>Interception Return Yards</b>	76 vs. Washington Redskins, Oct 11, 2015
<b>Fumble Recoveries</b>	1 vs. New Orleans Saints, Jan 03, 2016 ...1 more at 1.	<b>Special Teams Tackles</b>	1 vs. New Orleans Saints, Dec 07, 2017 ...11 more at 1.

## SINGLE-GAME HIGHS - POSTSEASON: DEFENSIVE

<b>Total Tackles</b>	11 vs. New England Patriots, Feb 05, 2017	<b>Interceptions</b>	1 vs. New England Patriots, Feb 05, 2017
<b>Passes Defensed</b>	3 at Los Angeles Rams, Jan 06, 2018 ...2 more at 3.	<b>Interception Return Yards</b>	82 vs. New England Patriots, Feb 05, 2017
<b>Fumble Recoveries</b>	1 vs. New England Patriots, Feb 05, 2017	<b>Special Teams Tackles</b>	2 vs. Seattle Seahawks, Jan 14, 2017

## CARDINALS SPECIALTY LICENSE PLATE RAISES MORE THAN \$1 MILLION FOR CARDINALS CHARITIES IN 2018

The Cardinals Charities received more than \$1 million from the sale of the team's specialty license plates in 2018, according to the Arizona Department of Transportation (ADOT). The Cardinals plate generated the most charitable proceeds of any professional or amateur sports team in the state with \$1,259,564, and in all, 74,092 Arizona Cardinals plates were issued in 2018, according to ADOT.

"Seeing so many vehicles on the road displaying their Cardinals plates is fantastic, and the display of support is incredibly gratifying," said Cardinals President Michael Bidwill. "But even more meaningful is knowing the type of impact that the project is having on Cardinals Charities and, in turn, so many worthy causes throughout the state. We appreciate the opportunity that ADOT has provided and are especially grateful to all of those fans who have stepped up to participate."

Founded in 1990, Cardinals Charities' mission is to support programs designed to improve the quality of life and enhance opportunities for children, women and minorities in Arizona. Drivers who opt for the specialty plates pay \$25 a year with \$17 going to a designated charity or non-profit group. Specialty license plates can be purchased online at [www.ServiceArizona.com](http://www.ServiceArizona.com).







# ZACH ALLEN

**97 | DEFENSIVE END | 6-5 | 285**

**COLLEGE:** Boston College

**HOMETOWN:** New Canaan, CT

**DOB:** August 20, 1997

**ROUND 3**  
**65th Overall**



## NOTE CARDS

- Selected by the Cardinals in the third round (65th overall) of the 2019 NFL Draft, Allen became just the third BC player ever selected by Arizona in the NFL Draft and the first since the team took G Joe Wolf with the 17th overall pick in 1989.
- During his final season at Boston College, had eight passes defended, which ranked among the nation's top CBs in 2018. Georgia's Deandre Baker and LSU's Greedy Williams each had nine passes defended in '18.
- The highest-rated edge defender in the ACC last year and one of the top edge defenders in the 2019 NFL Draft, according to ProFootballFocus.com, who also had Allen as the #6 edge defender in the 2019 draft.

### COLLEGE CAREER:

Appeared in 50 games in four seasons and totaled 199 tackles, 40.5 tackles for loss, 18.5 sacks, 16 passes defended, four fumble recoveries, two INTs and two blocked kicks ... over his final two seasons, had 161 tackles, 30.5 tackles for loss, 12.5 sacks, 12 passes defended, two INTs and two fumble recoveries.

**2018:** Started all 12 games he played and totaled 61 tackles, a career-high 6.5 sacks, 15 tackles for loss, and INT and a career-high eight passes defended ... an All-ACC second-team selection and Pro Football Focus second-team All-American selection ... member of the New England Football Writers All-New England Team and earned an All-ACC Academic Football Team selection.

**2017:** Started 13 games at DE and finished the year as one of two defensive linemen with 100+ tackles nationally ... recipient of the 79th annual George 'Bulger' Lowe Award (New England's Heisman Trophy and one of America's oldest college football awards) ... All-ACC honorable mention selection ... ranked second nationally among all defensive linemen with 100 tackles ... led BC with 6.0 sacks and tied for 10th in BC single-season history with 15.5 tackles for loss ... added four passes defended and his first career INT ... named ACC Defensive Lineman of the Week for the first time in his career after career-best 14 tackles and three tackles for loss against #16 Virginia Tech (10/7/17).

**2016:** Played all 13 games (one start) and had 36 tackles (19 solo) ... totaled 10 tackles for loss, 6.0 sacks, four pass breakups, three QB hurries and two fumble recoveries ... part of a defense that ranked top-10 nationally in eight categories, including ninth in total defense (314.2 yards/game), second in sacks (3.62 sacks/game), sixth in tackles for loss (8.2 TFL/game) and seventh in rushing defense (108.5 yards/game) ... BC defense twice

matched the single-season school record with eight sacks, posted 10+ tackles for loss four times and tied a school record set in 1994 with 47 sacks ... had two sacks in the Quick Lane Bowl victory over Maryland (12/26) ... part of the defensive line that was named the bowl MVP.

**2015:** Played all 12 games, primarily on special teams ... in the first game of his collegiate career, registered a tackle in the season-opener vs. Maine (9/5) ... earned the Athletic Director's Award for Academic Achievement.

### PERSONAL:

Named the 2014 Connecticut Gatorade Player of the Year as a senior at New Canaan (CT) High School ... earned the NFF National High School Scholar-Athlete Award for the Northeast Region ... a three-year starter for the Rams, winning two state titles in 2013-14 ... named a captain as a senior ... set the school record for career sacks with 33.0, the single-season record with 13.5 in 2014 and tied the single-game record with four on Thanksgiving in 2014 ... named New Haven Register's Player of the Year, CHSCA Player of the Year and MSG Connecticut Varsity Player of the Year ... member of the Walter Camp All-Connecticut High School Team and was a finalist for Player of the Year ... member of the USA Today All-USA Connecticut team ... had 102 tackles, 18 tackles for loss, two INTs, seven forced fumbles, one fumble recovery, 12 passes defended and scored one defensive TD in his senior season ... also scored three TDs as a TE with seven receptions for 75 yards ... also played basketball, earning All-FCIAC honorable mention ... a National Football Foundation Scholar-Athlete, member of the National Honor Society and four-year high honor roll student ... Finance major in the Carroll School of Management and was the recipient of the Cecilia B. and Richard J. Canning Athletic Scholarship Fund.

## ALLEN COLLEGE STATS

Year	GP/GS	Tackles			Sacks		Interceptions					FR	FF
		Solo	Asst	Ttl	Sk	Yds	Int	Yds	Lg	TD	PD		
2015	12/0	1	1	2	0.0	0	0	0	0	0	0	0	0
2016	13/1	19	17	36	6.0	42	0	0	0	0	4	2	0
2017	13/13	47	53	100	6.0	37	1	0	0	0	4	0	0
2018	12/12	26	35	61	6.5	36	1	6	6	0	8	2	1
<b>Total</b>	<b>50/26</b>	<b>93</b>	<b>106</b>	<b>199</b>	<b>18.5</b>	<b>115</b>	<b>2</b>	<b>6</b>	<b>6</b>	<b>0</b>	<b>16</b>	<b>4</b>	<b>1</b>





# DREW ANDERSON

**3 | QUARTERBACK | 6-4 | 221**

**COLLEGE:** Murray State

**HOMETOWN:** Orinda, CA

**DOB:** October 18, 1995

**HOW ACQUIRED:** FA-19

◆ **ROOKIE** ◆

## COLLEGE CAREER:

Threw for 7,362 yards, 63 TDs and 31 INTs on 592-of-1,007 passing in 27 games at Murray State (2018), Buffalo (2016-17) and Diablo Valley College (2015) during his college career ... added 374 yards and seven TDs on 147 carries ... started all 11 games and threw for 2,864 yards, 20 TDs and 15 INTs on 258-of-429 passing, while running the ball 82 times for 225 yards and five TDs (all career highs) for the Racers in 2018 ... saw action in five games and completed 66-of-106 passes for 10 TDs and one INT for the Bulls in 2017 ... established single-game school

records with 597 yards and seven TDs through the air vs. Western Michigan ... totaled 3,459 yards, 33 TDs and 15 INTs on 268-of-471 passing for the Vikings in 2015.

## PERSONAL:

Three-sport standout athlete at Miramonte (Orinda, CA) High School ... earned first-team All-State recognition for the Matadors and was the Bay Area Athlete of the Year ... majored in Human Development and Leadership at Murray State.



# STERLING BAILEY

**71 | DEFENSIVE LINEMAN | 6-3 | 296**

**COLLEGE:** Georgia

**HOW ACQUIRED:** FA-19

**YEARS NFL/CARDINALS:** 1/1

**HOMETOWN:** Gainesville, GA

**DOB:** September 13, 1992

## PRO CAREER:

Originally entered the NFL as an undrafted rookie free agent with Indianapolis in 2016 and spent his rookie season on the Colts, Seahawks and Vikings practices squads. Signed with Tampa Bay on 5/31/17 and spent the season on the Buccaneers practice squad. Signed with the Panthers on 8/7/18 and was released on 9/2/18. Signed with the Cardinals on 7/20/19.

for loss and one sack while earning the Coaches' Leadership Award ... tallied 27 tackles in 2014, playing in 13 games (one start) ... as a sophomore in 2013, started nine of 12 game played, registering 34 tackles and a sack ... after redshirting in 2011, saw action during three games as a redshirt freshman in 2012.

## COLLEGE:

Played in 42 games (19 starts) at Georgia (2011-15), totaling 108 tackles, seven passes defended and 2.5 sacks ... started 10 of 13 games as a senior, finishing the year with 46 tackles, 2.0 tackles

## PERSONAL:

Attended East Hall (Gainesville, GA) High School where he was a four-star prospect by Rivals.com and the No. 6 prospect in the state ... named to the SuperPrep All-America team and played in the U.S. Army All-American Bowl ... also played basketball and participated in track.

**BUDDA BAKER****32 | SAFETY | 5-10 | 195****COLLEGE:** Washington**HOW ACQUIRED:** D2-17**YEARS NFL/CARDINALS:** 3/3**HOMETOWN:** Bellevue, WA**DOB:** January 10, 1996**NOTE CARDS**

- Selected by the Cardinals in the second round (36th overall) of the 2017 NFL Draft out of Washington; appeared in 30 games (20 starts) during his first two seasons with Arizona.
- In 2018, appeared in 14 games (13 starts) and totaled 107 tackles, eight tackles for loss, 2.0 sacks, three QB pressures, four QB hits, two passes defended, a forced fumble and two fumble recoveries (one returned 36 yards for his first career TD).
- According to league statistics, was one of just three NFL safeties with 100+ tackles, 2.0+ sacks and 8+ tackles for loss in 2018.
- Posted at least 10 tackles in a game five times in 2018, including a career-high 14 tackles in Week 5 at San Francisco.
- Named first-team All-Pro and was voted to the Pro Bowl for his work on special teams as a rookie in '17 after he led the Cardinals and ranked third in the NFL with 16 special teams tackles. Was one of just four rookies named to the Pro Bowl in '17 and became just the fifth Cardinals rookie since the 1970 merger to be named to the Pro Bowl.
- In his first career NFL start, recorded 12 tackles, a sack, two forced fumbles and a fumble recovery at Houston in Week 11 of the '17 season. Became the first rookie in 20 years and the first Cardinals player ever to register 10+ tackles, a sack and two forced fumbles in a game.
- During a remarkable prep career at Bellevue High School, won five team state titles (3 in football, 2 in track & field) and eight individual state titles in track & field. In football, he played on three consecutive 14-0 teams that won three consecutive 3A state championships.
- Given first name is Bishard. Nicknamed "Budda" by his mother and aunt when he was a child and the name stuck.

**PRO CAREER:**

The Cardinals acquired Baker in the second round (36th overall) of the 2017 NFL Draft after trading up nine spots (from 45th to 36th) to acquire the University of Washington product. Baker appeared in 30 games (20 starts) in his first two NFL seasons.

**2018:** Totaled 107 tackles, eight tackles for loss, 2.0 sacks, two passes defended, a forced fumble and two fumble recoveries (one returned for a TD) in 14 games (13 starts) during his first season as a full-time starter ... had a team-high 11 tackles in the season-opener vs. Was (9/9) ... led Arizona's DBs with 10 tackles, including two for loss and a half-sack that led to a missed FG attempt on the next play vs. Chi (9/23) ... notched six tackles for a unit that did not allow a third-down conversion vs. Sea (9/30); added two special teams tackles against the Seahawks ... recorded a career-high 14 tackles (12 solo), one for loss, a QB hit, a sack and a pass defended for a unit that forced five turnovers @ SF (10/7); sacked C.J. Beathard for a nine-yard loss in the fourth quarter ... returned a Kirk Cousins fumble 36 yards for his first-career TD to tie the game at 10 late in the second quarter @ Min (10/14); marked his first score on any level since a four-yard TD run in the state championship game for Bellevue High School vs. Eastside Catholic (12/6/13); had 11 tackles, including two for loss, against the Vikings ... totaled five tackles, two for loss, a QB hit, QB pressure and a half-sack for a unit that limited the 49ers to 160 net passing yards vs. SF (10/28); paired with Rodney Gunter to sack C.J. Beathard on third-and-six late in the fourth quarter to force a 49ers punt ... recorded six tackles, a QB hit and a pass defended for a unit that held the NFL's top-ranked scoring offense to a season-low 26 points @ KC (11/11) ... inactive (knee) vs. Oak (11/11) and @ LAC (11/25) ... collected seven tackles and a QB hit for a defense that held Aaron Rodgers to a 4.66 yards-per-pass-attempt average (233 yards on 50 attempts) and a 79.8 passer rating @ GB (12/2) ... halted the Lions first offensive possession by forcing and recovering a LeGarrette Blount fumble at the Cardinals 32-yard line vs. Det (12/9); added five tackles for a defense that limited the Lions to a season-low

96 net passing yards ... registered his fifth 10-tackle game of the season with a team-high 12 for a defense that held the Seahawks to 109 net passing yards @ Sea (12/30).

**2017:** Played all 16 games, starting the final seven, and led all Cardinals rookies with 61 tackles, adding three tackles for loss, one sack, six passes defended, two forced fumbles, one fumble recovery and a QB hit for the NFL's sixth-ranked defense ... tied for third in the NFL with 16 special teams tackles, earning first-team All-Pro and Pro Bowl honors as a special teamer; became the first Cardinals rookie since Patrick Peterson (2011) to be selected to the Pro Bowl and just the fourth player in franchise history to be selected as a special teamer ... notched a special teams tackle in his NFL debut @ Det (9/10) ... tallied two tackles in just three defensive snaps and a game-high three special teams tackles @ Ind (9/17) ... saw action on defense and special teams, notching a game-high three special teams tackles @ SF (11/5) ... saw increased snaps when Tyvon Branch left the game with a knee injury, totaling seven tackles, his first-career pass defended and two special teams tackles vs. Sea (11/9) ... collected a 12 tackles, one for loss, his first-career sack, one pass defended, two forced fumbles, one recovery, a QB hit and a special teams tackle in his first-career start @ Hou (11/19); only NFL player with at least 10 tackles, one sack, two forced fumbles and a recovery in a game in 2017 ... led Arizona DBs with eight tackles, one for loss and a pass defended vs. LAR (12/3) ... led the team with 12 tackles in the Cardinals shutout win vs. NYG (12/24) ... had three tackles in the season finale win @ Sea (12/31), his first game in his home state of Washington since defeating rival Washington State in the Huskies' regular season finale in 2016.

**COLLEGE:**

In three seasons at Washington, Baker started all 40 games he appeared in and totaled 200 tackles, 13.5 tackles for loss, 4.0 sacks, five INTs, 24 passes defended and three forced fumbles ... a consensus NCAA All-American in 2016, was also a two-time first-team All-Pac-12 selection ... declared for the draft following



his junior season ... started all 14 games and led the Huskies with 71 total tackles and 10 tackles for loss, while adding a career-high three sacks with two INTs, eight passes defended and a forced fumble as a junior in 2016 ... named first-team All-American by the Sporting News, Sports Illustrated, Football Writers and FOX Sports ... earned second-team All-American honors from the Associated Press, Football Coaches, CBS Sports and USA Today ... semi-finalist for the Bednarik Award (nation's top defensive player) and Jim Thorpe Award (nation's top defensive back) ... also named second-team Academic All-Pac-12 ... in Washington's College Football Playoff semifinal matchup vs. Alabama had six tackles, a sack, a tackle for loss and a pass defended ... named first-team All-Pac-12 after starting all 12 games he appeared in and recorded 49 tackles, two INTs, 1.5 tackles for loss and a career-high nine passes defended as a sophomore in 2015 ... named honorable mention Academic All-Pac-12 ... as a true freshman in '14, started all 14 games at safety and earned honorable mention All-Pac-12 honors after he recorded a career-high 80 tackles, a sack, an INT, seven passes defended and two forced fumbles ... named freshman All-American by scout.com ... co-winner of the UW's Travis Spring Most Outstanding Freshman award ... notched first-career INT (a one-handed, circus catch) vs. Oklahoma State in the Cactus Bowl.

### PERSONAL:

Played safety, running back and was a return specialist on three straight 14-0 teams at Bellevue (WA) High School ... won three consecutive 3A state championships ... Associated Press and Seattle Times State Player of the Year for 2013 and the 2013-14 Seattle Times Male Athlete of the Year (all sports) ... also first-team All-State at both DB and all-purpose and was the 3A state Player of the Year ... MaxPreps All-America first-team selection as a senior ... rushed for 101 yards and a score as Bellevue cruised to its sixth straight title with a 52-20 win over Eastside Catholic in the 2013 state title game ... earned MaxPreps Junior All-America first-team honors in 2012 ... scored on a 61-yard run and a 71-yard punt return in the 2012 state championship game ... named to MaxPreps Sophomore All-America second-team in 2011 ... scored on an 89-yard kickoff return in Bellevue's 2011 state title victory over O'Dea ... also an outstanding sprinter on the track team ... as a senior, led Bellevue to the state title, winning the 100 meters, the 200 meters and the 4x100 relay ... won the 3A state title in the 100 meters (10.77), the 4x100 relay (41.63) and the 4x400 relay (3:20.12) while taking third in the long jump (22-08.25) as a junior in 2013, when Bellevue won the team title ... won the 4x100 and the 4x400 and took fourth in the long jump and fifth in the 200 as a sophomore in 2012.

## BAKER CAREER STATS

DATE TEAM	GP	GS	TK	S	TACKLES						QBH	INTERCEPTIONS					FUMBLES			ST				
					A	TFL	YDS	SK	YDS	NO		YDS	LG	TD	PD	FF	FR	YDS	TK	S	A	FF	FR	
2017 Cardinals	16	7	61	47	14	3	9	1.0	7.0	2	0	0	0	0	6	2	1	0	16	13	3	0	0	
2018 Cardinals	14	13	107	84	23	8	23	2.0	28.0	4	0	0	0	0	2	1	2	34	5	1	4	0	0	
NFL TOTALS	30	20	168	131	37	11	32	3.0	35.0	6	0	0	0	0	8	3	3	34	21	14	7	0	0	

## SINGLE-GAME HIGHS: DEFENSIVE

**Total Tackles** 14 at San Francisco 49ers, Oct 07, 2018

**Sacks** 1.0 at San Francisco 49ers, Oct 07, 2018  
...1 more at 1.0.

**Passes Defended** 1 at Kansas City Chiefs, Nov 11, 2018  
...7 more at 1.

**Forced Fumbles** 2 at Houston Texans, Nov 19, 2017

**Additional Statistics:** TDs: Fumble Recovery: 36 yards at Minnesota Vikings, Oct 14, 2018

**Fumble Recoveries** 1 vs. Detroit Lions, Dec 09, 2018  
...2 more at 1.

**Tackles For Loss** 2 at Minnesota Vikings, Oct 14, 2018  
...1 more at 2.

**Special Teams Tackles** 3 at San Francisco 49ers, Nov 05, 2017  
...1 more at 3.

## CARDINALS PLAYER OF THE MONTH & ROOKIE OF THE MONTH SELECTIONS

The Cardinals have had 10 NFC Player of the Month selections since the award began in 1986. The most recent selection was LB Chandler Jones as Defensive Player of the Month in December 2017.

Month, Year	Player (Award)
October, 1988	QB Neil Lomax (Offensive)
November, 1996	QB Boomer Esiason (Offensive)
November, 2001	S Kwamie Lassiter (Defensive)
October, 2005	K Neil Rackers (Special Teams)
December, 2005	K Neil Rackers (Special Teams)

Month, Year	Player (Award)
November, 2011	CB Patrick Peterson (Special Teams)
December, 2014	CB Justin Bethel (Special Teams)
November, 2015	S Tyrann Mathieu (Defensive)
October, 2016	RB David Johnson (Offensive)
December, 2017	LB Chandler Jones (Defensive)

In addition, six different Cardinals have been named NFL Rookie of the Month a total of seven times. RB David Johnson was the most recent winner, as he was honored with the NFL Offensive Rookie of the Month award for December 2015/January 2016.

Month, Year	Player (Award)
September, 1996	DE Simeon Rice (Defensive)
November, 1997	QB Jake Plummer (Offensive)
September, 2003	WR Anquan Boldin (Offensive)
November, 2003	WR Anquan Boldin (Offensive)

Month, Year	Player (Award)
December, 2008	CB Dominique Rodgers-Cromartie (Defensive)
October, 2013	S Tyrann Mathieu (Defensive)
Dec., 2015/Jan. 2016	RB David Johnson (Offensive)



**DREW BELCHER****82 | TIGHT END | 6-3 | 250****COLLEGE:** Maine**HOMETOWN:** Reading, MA**DOB:** April 18, 1996**HOW ACQUIRED:** FA-19◆ **ROOKIE** ◆**COLLEGE CAREER:**

Had 48 receptions for 457 yards and two TDs in 24 games (19 starts) at TE during the 2017-18 seasons ... threw for 1,468 yards, seven TDs and five INTs on 155-of-272 passing in 18 games (nine starts) at QB between 2014-15 ... started all 14 games and caught 31 passes for 224 yards in 2018 .... also completed all four of his pass attempts for 61 yards and two TDs ... helped the Black Bears reach the semifinals of the NCAA FCS Playoffs, win the Colonial Athletic Association championship and finish the season ranked #14 in the final coaches polls with a 10-4 record ... appeared in 10 games (five starts) and had 17 catches for 233 yards and two TDs as a junior in 2017 ... redshirted in 2016 season ... played nine games (four starts) and went 78-for-120 through the air for 728 yards and four TDs, while carrying the ball 88 times for 314 yards and one TD as a sophomore in 2015 ... played nine games (five starts) and completed 77-of-152 passes

for 740 yards and three TDs in 2014 ... also had 115 carries for 312 yards and two TDs as a freshman.

**PERSONAL:**

Two-time Daily Times Chronicle Player of the Year at Reading (MA) Memorial High School ... three-year starter at QB and the winningest signal-caller (29-6) in school history ... totaled 2,200 yards of offense and 21 total TDs while leading the Rockets to a Middlesex League Championship as a senior in 2013 ... led the Rockets to an undefeated season, a Division II state championship and the Middlesex League title as a junior in 2012 ... earned league MVP, Division II Player of the Year, Boston Globe All-Scholastic and ESPN All-State honors in 2012 ... also received Middlesex League basketball all-star recognition in 2013 ... majored in Management.

**DANTE BOOKER****51 | LINEBACKER | 6-3 | 240****COLLEGE:** Ohio State**HOMETOWN:** Akron, OH**DOB:** October 2, 1995**HOW ACQUIRED:** FA-19◆ **ROOKIE** ◆**COLLEGE CAREER:**

Played 46 games (seven starts) and totaled 74 tackles and nine tackles for loss in five seasons (2014-18) at Ohio State ... part of three Big Ten championship teams (2014, 2017 and 2018) and bowl wins over #8 Notre Dame (2016 Fiesta Bowl), #8 USC (2018 Cotton Bowl) and #9 Washington (2019 Rose Bowl) ... played 12 games and had 12 tackles and three tackles for loss as a senior in 2018 ... enjoyed his best season statistically with 31 tackles, five tackles for loss and an INT in 2017 ... had his first-career INT in the win over Rutgers and had a career-high seven tackles vs. Nebraska that year ... played 11 games as a true freshman for the 2014 CFB Playoff National Champions, including 21 plays vs. #1 Alabama in the Allstate Sugar Bowl.

**PERSONAL:**

Attended St. Vincent-St. Mary (Akron, OH) High School where he became the first defensive player named Ohio's Mr. Football since

Andy Katzenmoyer in 1995 ... five-star recruit and No. 13 overall prospect by 247Sports.com ... two-time (2012-13) Division III All-State honoree and 2013 Defensive Player of the Year by the Associated Press ... earned Parade All-American, USA Today All-American, U.S. Army All-American, the Akron Beacon Journal Player of the Year and the Greater Cleveland Sports Awards' High School Athlete of the Year accolades with 126 tackles, 24 tackles for loss, eight sacks and two INTs as a senior ... led the Fighting Irish to a perfect 15-0 season and its second-consecutive state championship in 2013 ... shares a high school alma mater with LeBron James ... father, Dante Booker Sr., played football at Auburn and in the Canadian Football League ... spent a week in Ecuador in May 2017 as part of OSU's involvement with the Soles4Souls program, a community service and goodwill effort dedicated to fighting poverty through the distribution of shoes and clothing ... graduated with a degree in Sports Industry in spring of 2017.



# AARON BREWER

**46 | LONG SNAPPER | 6-5 | 232**

**COLLEGE:** San Diego State

**HOMETOWN:** Fullerton, CA

**HOW ACQUIRED:** FA-16

**DOB:** July 5, 1990

**YEARS NFL/CARDINALS:** 8/4

## NOTE CARDS

- Originally entered the league as a rookie free agent with Denver in 2012 and has played with Arizona the last three seasons (2016-18).
- Has appeared in 101 career games during the regular season, including 37 games with the Cardinals. Has also played in eight career postseason games.
- Re-signed with the Cardinals prior to the 2018 season, signing a four-year contract on 3/7/18 as a free agent.
- Served as the long snapper on Matt Prater's NFL-record 64-yard FG vs. Tennessee on 12/8/13.
- Member of Broncos team that won Super Bowl 50 following the 2015 season.

### PRO CAREER:

Originally signed by the Denver Broncos as a rookie free agent on 4/29/12. Signed a contract extension with Broncos on 3/5/15. Released on 3/8/16 and signed with Chicago Bears on 3/16/16. Released on 9/5/16. Signed with Cardinals on 9/28/16. Re-signed a four-year contract with the Cardinals on 3/7/18 as a free agent.

**2018:** Played all 16 games for the fifth time in his career and had two special teams tackles ... helped P Andy Lee lead the NFL and establish a franchise single-season record with a 48.6-yard punting average ... snapped to Lee, who averaged 50.6 yards on five punts – his fourth consecutive 50.0+ yard performance – vs. Sea (9/30); recorded a special teams tackle against the Seahawks ... helped Lee pin the 49ers inside the 20-yard line a season-high five times on eight punts and hold the 49ers to three punt return yards @ SF (10/7) ... snapped on six punts, two PATs and both 44-yard FGs, including K Zane Gonzalez's game-winner with 1:41 remaining @ GB (12/2) ... brought down JoJo Natson on a punt return during his 100th career regular season game vs. LAR (12/23).

**2017:** Played in eight games, missing Weeks 6-14 due to a wrist injury ... snapped on K Phil Dawson's 30-yard game-winning FG in OT @ Ind (9/17) ... tackled WR Ryan Switzer after a two-yard punt return vs. Dal (9/25) ... snapped on all four made FGs by Dawson, who combined with 49ers K Robbie Gould (five) to match a single-game NFL record for the most made FGs vs. SF (10/1) ... tallied a special teams tackle @ Phi (10/8); left the game with a wrist injury in the first quarter and did not return to the game ... placed on injured reserve (wrist) on 10/9 and activated from the injured reserve/designated for return list on 12/15 ... snapped on all five of Dawson's FGs in his first appearance since Week 5 @ Was (12/17).

**2016:** Played in the final 13 games ... had two special teams tackles ... signed with Cardinals on 9/28 ... made season debut vs. LAR (10/2) ... registered first special teams tackle of the season @ Atl (11/27) ... recorded a special teams tackle @ LAR (1/1/17).

**2015:** Served as long snapper in every game for the fourth consecutive season ... appeared in all three postseason contests, including the Broncos victory in Super Bowl 50 vs. Car (2/7/16) ... had a special teams tackle in Divisional Playoff vs. Pit (1/17/16).

**2014:** Served as long snapper in all 16 games ... tied career high with three special teams tackles ... snapped for Connor Barth when he tied franchise records for FGs in a game with five in two separate games: @ KC (11/30) and @ SD (12/14) ... snapped in Divisional Playoff vs. Ind (1/11/15).

**2013:** Served as long snapper in every game and collected two special teams tackles ... snapped on Matt Prater's NFL-record 64-yard FG vs. Ten (12/8) ... also played in all three playoff games, including Super Bowl XLVIII vs. Sea (2/2/14).

**2012:** After winning the long snapper job during training camp as a rookie free agent, played in all 16 games and had a career-high three special teams tackles ... made his NFL postseason debut in Divisional Playoff vs. Bal (1/12/13).

### COLLEGE:

Appeared in all 50 games in four years ... was a four-time All-Mountain West Conference selection ... had 15 career special teams tackles, including six as a senior in 2011 ... part of special teams unit that converted 160-of-170 PATs and 41-of-66 FGAs ... contributed to punting team that averaged 42.4 yards on 250 punts.

### PERSONAL:

Attended Troy (Fullerton, CA) High School where he was an all-conference LB as a senior and served as the team's long snapper ... rated as the No. 3 long snapper in the nation by chrissailerkicking.com after his senior season ... also was a member of the track and field team ... married his wife, Nicole, during the 2018 offseason ... majored in Finance.





## BREWER CAREER STATS

DATE TEAM	GP GS	ST				
		TK	S	A	FF	FR
2012 Broncos	16 0	3	3	0	0	0
2013 Broncos	16 0	2	2	0	0	0
2014 Broncos	16 0	3	3	0	0	0
2015 Broncos	16 0	0	0	0	0	0
2016 Cardinals	13 0	2	2	0	0	0
2017 Cardinals	8 0	2	2	0	0	0
2018 Cardinals	16 0	2	1	1	0	0
<b>NFL TOTALS</b>	<b>101 0</b>	<b>14</b>	<b>13</b>	<b>1</b>	<b>0</b>	<b>0</b>

## BREWER POSTSEASON STATS

DATE TEAM	GP GS	ST				
		TK	S	A	FF	FR
2012 Broncos	1 0	0	0	0	0	0
2013 Broncos	3 0	0	0	0	0	0
2014 Broncos	1 0	0	0	0	0	0
2015 Broncos	3 0	1	1	0	0	0
<b>NFL TOTALS</b>	<b>8 0</b>	<b>1</b>	<b>1</b>	<b>0</b>	<b>0</b>	<b>0</b>



## TRAMAINE BROCK

20 | CORNERBACK | 6-0 | 188

COLLEGE: Belhaven College

HOMETOWN: Long Beach, MS

HOW ACQUIRED: UFA-19 (Den)

DOB: August 20, 1988

YEARS NFL/CARDINALS: 10/1

## NOTECARDS

- Enters his 10th NFL season in 2019 after joining the league as a rookie free agent out of Belhaven College in 2010. Spent seven seasons with San Francisco (2010-16) before playing in Minnesota (2017) and Denver (2018). Played under current Cardinals defensive coordinator Vance Joseph last season with the Broncos.
- Has 11 INTs and 50 passes defended in his NFL career and has posted at least 10 passes defended in a season three times.

## PRO CAREER:

Originally entered the NFL with San Francisco as a rookie free agent 4/26/10. Waived by San Francisco on 9/14/10 and signed to the team's practice squad on 9/15/10. Elevated to the 49ers active roster on 9/20/10 and was waived on 10/12/10. Re-signed to San Francisco's practice squad on 10/14/10 and was elevated to the active roster on 10/27/10. Signed a four-year contract extension with the 49ers on 11/22/13. Released by San Francisco on 4/7/17 and signed a one-year contract with Seattle on 8/16/17. Traded by Seattle to Minnesota on 9/2/17. Signed a one-year contract with Denver on 3/14/18 as a free agent. Signed a one-year contract with Arizona on 4/2/19.

**2018:** Saw action in 12 games (five starts), registering 23 tackles (19 solo) and six passes defended ... appeared on both

defense and special teams in his Broncos debut vs. Sea (9/9) ... had six tackles and a pass defended vs. Oak. (9/16) ... inactive (groin) vs. KC (10/1) and @ NYJ (10/7) ... started and had three tackles and a pass defended vs. LAR (10/14) ... notched one pass defended @ AZ (10/18) ... registered one tackle and two passes defended @ KC (10/28) ... had three solo tackles vs. Hou (11/4) ... played in his 100th career game and made three tackles before leaving with a rib injury vs. Pit. (11/25) ... inactive (rib) @ Cin (12/2) and @ SF (12/9) ... had three solo tackles @ Oak (12/24).

**2017:** Acquired by Minnesota in a trade with Seattle on 9/2 and appeared in 11 regular-season contests and two playoff games with the Vikings ... recorded six tackles and a pass defended in addition to two special teams tackles.



**2016:** Started all 16 games for the first time in his career ... finished with a career-high 59 tackles (49 solo), an INT, a career-best 14 passes defended and a forced fumble ... had more than five tackles in five different contests ... collected three tackles and finished with a career-high three passes defended vs. AZ (10/6) ... registered six tackles, a pass defended and his first career defensive forced fumble @ Buf (10/16), knocking the ball loose from RB LeSean McCoy ... had his first INT of the season, 11th of his career, and was part of a defense that allowed 177 net yds (99 rush, 78 pass) @ LAR (12/24), the fewest given up by the 49ers defense in a single game since 11/19/12 vs. Chi. (143; 85 rush, 58 pass).

**2015:** Started all 15 games he played, posting 53 tackles (45 solo), three INTs, 11 passes defended and two tackles for loss ... had multiple passes defended in three different games ... registered four tackles, his first INT of the season and two passes defended vs. Min (9/14); intercepted QB Teddy Bridgewater and returned it 26 yards ... recorded a career-high 10 total tackles and an INT @ NYG (10/11) ... had an INT and a pass defended vs. Sea. (10/22), intercepting QB Russell Wilson in the end zone for his third INT of the season and 10th of his career.

**2014:** Saw action in three games (two starts) and finished the season with nine tackles ... inactive for seven contests (Games 2-6, 7 and 9) with a toe injury and the final six games with a hamstring injury ... started in the season opener @ Dal (9/7) and had three tackles ... returned from a five-game absence (toe) to start @ Den (10/19) and totaled five tackles ... saw action @ NO (11/9) and had one tackle.

**2013:** Appeared in all 16 games for the second consecutive season and made his first seven career starts during the regular season ... also started all three postseason contests ... key part of the NFL's #5 ranked defense, #4 ranked run defense and #7 ranked pass defense during the regular season ... totaled 35 tackles, a career-high and team-leading five INTs (one returned for a TD) and 13 passes defended ... his five INTs tied for fifth in the NFL ... had three tackles and two passes defended @ StL (9/26) ... named NFC Defensive Player of the Week after finishing with four tackles, two INTs and two passes defended in his first-career start vs. Hou (10/6); picked off QB Matt Schaub twice, marking his first career multi-INT performance; intercepted a Schaub pass and returned it 18 yards for his first career TD on the third play of the game; notched his second INT in the second quarter, picking off Schaub and returning it 13 yards to set up a two-yard TD run by Anthony Dixon ... had his third INT of the season @ Ten (10/20); the pick led to a one-yard TD run by Frank Gore on the ensuing drive; finished with two passes defended, marking the third time in four games he posted multiple passes defended ... registered his fourth INT of the season vs. Car (11/10) when he picked off Cam Newton and returned it for a career-long 41 yards; INT led to a 25-yard FG on the ensuing drive ... part of a defense that held the Redskins to just 76 net yards passing vs. Was (11/25) ... on the final play of the game vs. Atl (12/23), had his team-high fifth INT of the season, intercepting Matt Ryan in the end zone; finished the game with two passes defended, marking his fourth game with multiple passes defended

during the regular season ... made his first-career postseason start in an NFC Wild Card matchup @ GB (1/5/14) and finished with three tackles ... recorded two tackles in the Divisional Playoff contest @ Car (1/12/14) ... started the NFC Championship Game @ Sea (1/19/14) and led the defensive backfield with six tackles and a tackle for loss.

**2012:** Saw action in all 16 regular season games for the first time in his career and appeared in all three postseason contests ... tied for the team lead with a career-high 15 special teams tackles and had his first-career forced fumble on special teams ... added a tackle and a pass defended on defense ... forced a fumble by RB Isaiah Pead on a kickoff return late in the game that the 49ers recovered vs. StL (11/11), marking his first-career forced fumble ... saw action on defense and special teams in the Divisional Playoff contest vs. GB (1/12/13) and finished with two defensive tackles ... had a special teams tackle in the NFC Championship Game @ Atl (1/20/13) ... saw action on special teams in Super Bowl XLVII vs. Bal (2/3/13).

**2011:** Played in 11 games during the regular season and saw action in both postseason contests ... recorded four tackles, two INTs, four passes defended and a tackle for loss during the regular season, adding one tackle on special teams ... had two tackles in two postseason contests ... hauled in his first-career INT in the season-opener vs. Sea (9/11) when he brought down a Hail Mary pass attempt by Tarvaris Jackson to end the first half ... recorded three tackles, an INT and a pass defended the following week vs. Dal (9/18) ... in the regular season finale @ StL (1/1/12), had his first-career game with multiple pass breakups ... made his postseason debut appearing on special teams in the Divisional Playoff contest vs. NO (1/14/12) ... recorded two tackles on defense in the NFC Championship Game vs. NYG (1/22/12).

**2010:** Played in three games as a rookie and totaled three tackles on defense and one on special teams ... made his NFL debut vs. Den (10/31) ... saw extended action at DB and had three tackles in season finale vs. AZ (1/2/11).

#### **COLLEGE:**

Finished his collegiate career at Belhaven (MS) College after playing at the University of Minnesota and Mississippi Gulf Coast Community College ... had 51 tackles, 2.5 sacks, six INTs, 10 passes defended and one fumble recovery as a senior at Belhaven in 2009 ... spent his junior season at Minnesota in 2008, totaling 73 tackles, an INT, six passes defended, three forced fumbles and one fumble recovery ... helped Mississippi Gulf Coast to a perfect 12-0 record and a share of the 2007 NJCAA national championship after totaling 59 tackles and seven INTs ... earned first team All-America honors from the NJCAA that season.

#### **PERSONAL:**

Attended Long Beach (MS) Senior High School where he totaled 57 tackles and four INTs while also rushing for 690 yards and five TDs on 112 carries a junior ... became the first player in Belhaven University's history to play in the NFL ... in February of 2011, Belhaven retired Brock's jersey in recognition of his accomplishments on both the college and professional levels.



## BROCK CAREER STATS

DATE TEAM	GP GS	TK	S	A	TACKLES					QBH	INTERCEPTIONS					FUMBLES			ST				
					TFL	YDS	SK	YDS			NO	YDS	LG	TD	PD	FF	FR	YDS	TK	S	A	FF	FR
2010 49ers	3	0	3	3	0	0	0.0	0.0		0	0	0	0	0	0	0	0	0	1	0	1	0	0
2011 49ers	11	0	4	4	0	1	0	0.0	0.0	0	2	18	18	0	4	0	0	0	1	1	0	0	0
2012 49ers	16	0	1	1	0	0	0	0.0	0.0	0	0	0	0	0	1	0	0	0	15	13	2	1	0
2013 49ers	16	7	35	33	2	0	0	0.0	0.0	0	5	82	41	1	13	0	0	0	2	2	0	0	0
2014 49ers	3	2	7	7	0	0	0	0.0	0.0	0	0	0	0	0	0	0	0	0	0	0	0	0	0
2015 49ers	15	15	53	45	8	2	17	0.0	0.0	0	3	26	26	0	11	0	0	0	0	0	0	0	0
2016 49ers	16	16	59	49	10	5	13	0.0	0.0	0	1	39	39	0	14	1	0	0	0	0	0	0	0
2017 Vikings	11	0	6	5	1	0	0	0.0	0.0	0	0	0	0	0	1	0	0	0	2	1	1	0	0
2018 Broncos	10	5	23	19	4	0	0	0.0	0.0	0	0	0	0	0	6	0	0	0	0	0	0	0	0
<b>NFL TOTALS</b>	<b>101</b>	<b>45</b>	<b>191</b>	<b>166</b>	<b>25</b>	<b>8</b>	<b>30</b>	<b>0.0</b>	<b>0.0</b>	<b>0</b>	<b>11</b>	<b>165</b>	<b>41</b>	<b>1</b>	<b>50</b>	<b>1</b>	<b>0</b>	<b>0</b>	<b>21</b>	<b>17</b>	<b>4</b>	<b>1</b>	<b>0</b>

## BROCK POSTSEASON STATS

DATE TEAM	GP GS	TK	S	A	TACKLES					QBH	INTERCEPTIONS					FUMBLES			ST				
					TFL	YDS	SK	YDS			NO	YDS	LG	TD	PD	FF	FR	YDS	TK	S	A	FF	FR
2011 49ers	2	0	2	2	0	0	0.0	0.0		0	0	0	0	0	0	0	0	0	0	0	0	0	0
2012 49ers	3	0	2	2	0	0	0	0.0	0.0	0	0	0	0	0	0	0	0	0	1	1	0	0	0
2013 49ers	3	3	11	8	3	1	14	0.0	0.0	0	0	0	0	0	0	0	0	0	0	0	0	0	0
2017 Vikings	2	0	0	0	0	0	0	0.0	0.0	0	0	0	0	0	0	0	0	0	0	0	0	0	0
<b>NFL TOTALS</b>	<b>10</b>	<b>3</b>	<b>15</b>	<b>12</b>	<b>3</b>	<b>1</b>	<b>14</b>	<b>0.0</b>	<b>0.0</b>	<b>0</b>	<b>0</b>	<b>0</b>	<b>0</b>	<b>0</b>	<b>0</b>	<b>0</b>	<b>0</b>	<b>0</b>	<b>1</b>	<b>1</b>	<b>0</b>	<b>0</b>	<b>0</b>

## SINGLE-GAME HIGHS: DEFENSIVE

<b>Total Tackles</b>	8 at New York Giants, Oct 11, 2015	<b>Interceptions</b>	2 vs. Houston Texans, Oct 06, 2013
<b>Passes Defensed</b>	3 vs. Arizona Cardinals, Oct 06, 2016	<b>Interception Return Yards</b>	41 vs. Carolina Panthers, Nov 10, 2013
<b>Forced Fumbles</b>	1 at Buffalo Bills, Oct 16, 2016	<b>Special Teams Tackles</b>	3 at New England Patriots, Dec 16, 2012
<b>Tackles For Loss</b>	1 at Atlanta Falcons, Dec 18, 2016	<b>Special Teams Forced Fumbles</b>	1 vs. Los Angeles Rams, Nov 11, 2012
...7 more at 1.			

## SINGLE-GAME HIGHS - POSTSEASON: DEFENSIVE

<b>Total Tackles</b>	6 at Seattle Seahawks, Jan 19, 2014	<b>Special Teams Tackles</b>	1 at Atlanta Falcons, Jan 20, 2013
<b>Tackles For Loss</b>	1 at Seattle Seahawks, Jan 19, 2014		

## GETTING HELP AT HOME

Having a sellout crowd on hand at State Farm Stadium every game has given the Cardinals one of the NFL's most distinct home field advantages.

Dating back to the inaugural year at the stadium in 2006, Arizona's opponents have accumulated 170 accepted false start penalties, the most for any home team in the NFL during that span.

## NFL Leaders – Opponent False Start Penalties (2006-Present)

False Starts	Home Team	Home Stadium
170	Arizona Cardinals	State Farm Stadium
152	Seattle Seahawks	CenturyLink Field
148	Minnesota Vikings	U.S. Bank Stadium/TCF Bank Stadium/Metrodome
148	Tennessee Titans	Nissan Stadium
143	Detroit Lions	Ford Field







# NATE BROOKS

**41 | CORNERBACK | 6-0 | 192**

**COLLEGE:** North Texas

**HOW ACQUIRED:** FA-19

**HOMETOWN:** Whitehouse, TX

**DOB:** September 5, 1996

◆ **ROOKIE** ◆

## COLLEGE CAREER:

Four-year starter totaled 193 tackles, 10 tackles for loss, 10 INTs, 29 passes defended, three forced fumbles and a fumble recovery in 48 games (41 starts) ... earned second-team All-Conference USA honors and named a semifinalist for the Jim Thorpe Award after totaling 67 tackles, six INTs (third in the FBS) and 16 passes defended as a senior in 2018 ... received honorable mention All-Conference USA accolades with 57 tackles and a team-high four INTs in 13 games (all starts) as a sophomore in 2016.

## PERSONAL:

Served as team captain as a senior at Whitehouse (TX) High School ... two-way player earned second-team East Texas Football Super Team and second-team all-district 16-5A honors in 2014 ... ran for 289 yards and six TDs while throwing for 751 yards and five TDs ... added 41 tackles, three INTs, six passes defended and one defensive TD ... earned first-team all-district 16-4A recognition with four INTs and 53 tackles as a junior in 2013.



# MILES BROWN

**72 | DEFENSIVE LINEMAN | 6-2 | 320**

**COLLEGE:** Wofford

**HOW ACQUIRED:** FA-19

**HOMETOWN:** Cheverly, MD

**DOB:** September 4, 1997

◆ **ROOKIE** ◆


## COLLEGE CAREER:

Totaled 174 tackles, 38 tackles for loss and 13.5 sacks in 50 games (49 starts) in four seasons (2015-18) ... three-time (2016-18) first-team All-Southern Conference and two-time (2017-18) third-team All-American selection ... had 46 tackles, 9.5 tackles for loss and a team-high five sacks in 12 games (all starts) as a senior in 2018 ... started all 13 games and collected 44 total tackles and led the team with 10 tackles for loss and three sacks as a junior in 2017 ... posted 48 tackles, 12.5 tackles for loss and two sacks in 14 games (all starts) as a sophomore in 2016 ... played 11 games (10 starts) and posted 36 tackles, six tackles for loss and a team-high 3.5 sacks, earning second-team

All-Southern Conference honors as a freshman in 2015 ... also received Wofford Defensive Lineman and Defensive Freshman of the Year accolades.

## PERSONAL:

Four-year starter at Sidwell Friends (Washington, DC) School ... totaled 97 tackles, 12 sacks and two INTs as a senior ... also had 136 carries for 1,012 yards, 22 receptions for 314 yards and 28 total TDs as a RB and TE ... earned all-league and All-State honors while leading the team to a conference championship ... a member of the wrestling team, went 23-0 during his junior year as a heavyweight ... majored in Sociology.



# HAKEEM BUTLER

17 | WIDE RECEIVER | 6-5 | 227

COLLEGE: Iowa State

HOMETOWN: Baltimore, MD

DOB: May 16, 1996

ROUND 4  
103rd Overall



## NOTE CARDS

- Selected by the Cardinals in the fourth round (103rd overall) of the 2019 NFL Draft out of Iowa State. Became the first Cyclone receiver selected in the NFL Draft since Tracy Henderson was picked in the fifth round (132nd overall) by the Giants in 1985. Also became the 10th Iowa State player drafted by the Cardinals and the first since TE Mike Banks (223rd overall) in 2002.
- One of three Cardinals WRs drafted in 2019, all of whom ranked top-10 in FBS receiving yards last season – Massachusetts WR Andy Isabella (first), Fresno State WR KeeSean Johnson (sixth) and Butler (tied for eighth).
- Finished his college career with 110 receptions for 2,149 yards (fourth in program history) and 18 TDs (third) in 37 games. Had eight-career 100-yard performances, which is tied for the second-best total in program history.
- Established single-season school records with 1,318 receiving yards (tied for eighth in the nation) and a 22.0-yards-per-catch average (third) in 2018. Also set a program record with six 100-yard outings and ranked ninth nationally with 101.4 receiving yards per game as a junior.

### COLLEGE CAREER:

Totaled 110 receptions for 2,149 yards (fourth in program history) and 18 TDs (third) in 37 games ... also registered eight-career 100-yard performances, which is tied for the second-best total in program history ... finished his college career with a reception in 28 consecutive games, the third-longest streak in school history ... earned several honors after a breakout junior campaign in 2018, including second-team All-America (The Athletic and CFN), first-team (ESPN) and season-team (coaches and AP) All-Big 12 and All-Bowl Team (USA Today) ... also named a semifinalist for the Earl Campbell Tyler Rose Award, presented to the top Division I offensive player who exhibits characteristics of integrity, performance, teamwork, sportsmanship, drive, community and tenacity.

**2018:** Received second-team All-America (The Athletic and CFN), first-team (ESPN) and season-team (coaches and AP) All-Big 12 and All-Bowl Team (USA Today) recognition after one of the most productive seasons by a WR in school history ... member of the Biletnikoff Award watch list and a semifinalist for the Tyler Rose Award ... caught 60 passes for a school-record 1,318 yards and nine TDs (second most in program history) in 13 games (all starts) ... averaged 22.0 yards per catch, which set a single-season school record and ranked third in the nation ... also ranked ninth among FBS players with 101.4 receiving yards per game and third in the nation with 10 receptions of 40+ yards ... had six 100-yard receiving games, which tied a single-season school record ... set career highs in receptions (nine) and receiving yards (192) vs. Washington State in the Alamo Bowl; established a school bowl record with 192 receiving yards against the Cougars, which tied for the fifth-best single-game mark in school history.

**2017:** Totaled 41 catches for 697 yards and seven TDs in 13 games (six starts), earning honorable mention All-Big 12 recognition ... had four receptions of 50+ yards while tallying two 100-yard performances ... had seven catches for 75 yards and a TD vs. Northern Iowa ... caught five passes for 128 yards and two TDs, including a 74-yard TD grab vs. Iowa ... had a TD catch in Iowa State's upset victory vs. No. 4 TCU ... made a one-handed, over-the-shoulder snag for a 67-yard TD vs. Baylor ... posted his second 100-yard game of the season (111) on five receptions in the Liberty Bowl vs. Memphis; scored the first TD of the game on a 52-yard catch.

**2016:** Caught nine passes for 134 yards and two TDs in 11 games (one start) as a redshirt freshman ... scored his first-career TD on his first-career reception, a leaping, one-handed grab for 18 yards vs. Northern Iowa ... had a season-long 39-yard reception that went for a touchdown vs. Texas Tech ... tallied two receptions for 36 yards vs. West Virginia.

**2015:** Redshirted as a true freshman.

### PERSONAL:

Attended Travis (Fort Bend, TX) High School where he was a two-sport standout in football and basketball ... earned all-conference honors with 28 receptions for 378 yards and five TDs as a senior in 2014 ... averaged double figures on the hardwood during his junior season ... cousins Aaron and Andrew Harrison are former Kentucky basketball stars who currently play professionally ... lived with his aunt and uncle after his mother, Sheryl, passed away of cancer in 2012 ... earned a Liberal Studies degree in December 2018.

## BUTLER COLLEGE STATS

Year	GP/GS	No	Receiving Yds	Avg	Lg	TD
2016	11/1	9	134	14.9	39	2
2017	13/6	41	697	17.0	74	7
2018	13/13	60	1,318	22.0	83	9
<b>Total</b>	<b>37/20</b>	<b>110</b>	<b>2,149</b>	<b>19.5</b>	<b>83</b>	<b>18</b>





# DAMIERE BYRD

**14 | WIDE RECEIVER | 5-9 | 180**

**COLLEGE:** South Carolina

**HOMETOWN:** Sicklerville, NJ

**HOW ACQUIRED:** UFA-19 (Car)

**DOB:** January 27, 1993

**YEARS NFL/CARDINALS:** 4/1

## PRO CAREER:

Signed by the Panthers as an undrafted rookie free agent on 5/8/15. Released on 9/5/15 and signed to Carolina's practice squad on 9/7/15. Released on 9/19/15 and signed to the Panthers practice squad on 9/22/15. Re-signed with Carolina on 2/9/16. Released on 10/13/16 and signed to the Panthers practice squad on 10/15/16. Elevated to Carolina's active roster from the practice squad on 12/29/16. Re-signed with the Panthers on 4/16/18. Signed a one-year contract with the Cardinals on 3/26/19.

**2018:** Returned 11 punts for 104 yards and two kickoffs for 34 yards, adding an eight-yard reception in eight games ... inactive for three games and missed the final five contests on injured reserve (arm) ... returned three punts for 47 yards, including a 30-yarder to the Cowboys 35-yard line which setup a TD drive vs. Dal (9/9) ... caught an eight-yard pass for a first down, extending a fourth quarter TD drive in the 21-17 win @ Phi (10/21); also returned a punt nine yards ... had a 12-yard punt return into Buccaneers territory, resulting in a TD four plays later vs. TB (11/4) ... took the opening kickoff 22 yards to setup a TD drive vs. Det (11/18); returned two kickoffs for 34 yards ... suffered a broken arm vs. Sea (11/25) and was placed on injured reserve on 11/27.

**2017:** Set career highs in every receiving category with 10 catches for 105 yards and two TDs in eight games (three starts) ... also notched career highs with seven kickoff returns for 229 yards and a franchise-record 103-yard TD ... spent Weeks 5-12 on injured reserve (arm) ... returned to the active roster for Weeks 13-16 before being placed on injured reserve (leg) in Week 17 ... set career highs with five receptions for 37 yards in first-career start vs. Min (12/10) ... gained 25 yards and scored a career-high two TDs on three catches vs. GB (12/17); had his first-career TD catch on a nine-yard Cam Newton pass in the third quarter and

added his second on a 13-yarder in the fourth quarter ... caught a career long 31-yard reception and returned a kickoff a franchise-record 103 yards for a TD vs. TB (12/24).

**2016:** Spent time on the Panthers active roster and practice squad ... inactive for the first five games of the season and spent Weeks 6-16 on the practice squad ... had a 16-yard reception in his NFL debut @ TB (1/1/17).

## COLLEGE:

Played 47 games (20 starts) and totaled 68 catches for 1,265 yards and 10 TDs, including a career-long 94-yard reception on his first career TD ... had nine career receptions of 40 or more yards along with 22 carries for 141 yards and returned three kickoffs for 46 yards ... caught 20 passes for 308 yards and three TDs in 13 games (five starts) as a senior in 2014 ... gained 575 yards and scored four TDs on 33 receptions in 12 games (10 starts) as a junior in 2013 ... tallied 14 catches for 366 yards (26.1-yard avg.) and three TDs in 13 games (two starts) as a sophomore in 2012 ... played nine games (three starts) as a freshman in 2011, notching a 16-yard reception, 10 carries for 73 yards and a 24-yard kickoff return ... also ran track.

## PERSONAL:

First name pronounced "duh-MEER" ... attended Timber Creek Regional (Erial, NJ) High School where he had more than 1,500 scrimmage yards as a senior ... earned NUC All-World Bowl offensive MVP with five receptions for 52 yards and a TD ... received first-team all-conference and Group III and second-team All-South Jersey as a junior ... posted 38 catches for 605 yards and four TDs, 78 carries for 685 yards and eight TDs and two punt returns for TDs in 2009 ... also a track and field standout who won the state indoor 55-meter title as a sophomore in 6.39 seconds ... majored in Sport and Entertainment Management.

## BYRD CAREER STATS

DATE TEAM	GP GS	RECEIVING					RUSHING				
		NO.	YDS	AVG	LG	TD	NO.	YDS.	AVG.	LG	TD
2016 Panthers	1 0	1	16	16.0	16	0	0	0	0.0	0	0
2017 Panthers	8 3	10	105	10.5	31	2	1	12	12.0	12	0
2018 Panthers	8 0	1	8	8.0	8	0	0	0	0.0	0	0
<b>NFL TOTALS</b>	<b>17 3</b>	<b>12</b>	<b>129</b>	<b>10.8</b>	<b>31</b>	<b>2</b>	<b>1</b>	<b>12</b>	<b>12.0</b>	<b>12</b>	<b>0</b>

## BYRD CAREER STATS

DATE TEAM	RET.	KICKOFF RETURNS				NO.	FC	PUNT RETURNS			
		YDS.	AVG.	LG	TD			YDS	AVG	LG	TD
2016 Panthers	1	31	31.0	31	0	0	0	0	0.0	0	0
2017 Panthers	7	229	32.7	103t	1	1	0	9	9.0	9	0
2018 Panthers	2	34	17.0	22	0	11	5	104	9.5	30	0
<b>NFL TOTALS</b>	<b>10</b>	<b>294</b>	<b>29.4</b>	<b>103t</b>	<b>1</b>	<b>12</b>	<b>5</b>	<b>113</b>	<b>9.4</b>	<b>30</b>	<b>0</b>

### SINGLE-GAME HIGHS: RUSHING/RECEIVING

<b>Rush Attempts</b>	1 at New England Patriots, Oct 01, 2017	<b>Longest Kickoff Return</b>	103t vs. Tampa Bay Buccaneers, Dec 24, 2017
<b>Rushing Yards</b>	12 at New England Patriots, Oct 01, 2017	<b>Kickoff Return TDs</b>	1 vs. Tampa Bay Buccaneers, Dec 24, 2017
<b>Longest Runs</b>	12 at New England Patriots, Oct 01, 2017	<b>Fair Catches</b>	2 vs. Tampa Bay Buccaneers, Nov 04, 2018
<b>Receptions</b>	5 vs. Minnesota Vikings, Dec 10, 2017	<b>Punt Return Yards</b>	47 vs. Dallas Cowboys, Sep 09, 2018
<b>Receiving Yards</b>	37 vs. Minnesota Vikings, Dec 10, 2017	<b>Longest Punt Return</b>	30 vs. Dallas Cowboys, Sep 09, 2018
<b>Longest Receptions</b>	31 vs. Tampa Bay Buccaneers, Dec 24, 2017	<b>Punt Returns</b>	3 vs. Dallas Cowboys, Sep 09, 2018
<b>Receiving TDs</b>	2 vs. Green Bay Packers, Dec 17, 2017	<b>Special Teams Tackles</b>	1 vs. New Orleans Saints, Sep 24, 2017
<b>All-purpose yards</b>	177 vs. Tampa Bay Buccaneers, Dec 24, 2017	<b>Miscellaneous Tackles</b>	1 at New England Patriots, Oct 01, 2017
<b>Kickoff Returns</b>	3 vs. Tampa Bay Buccaneers, Dec 24, 2017	<b>Most TDs</b>	2 vs. Green Bay Packers, Dec 17, 2017
<b>Kickoff Return Yards</b>	146 vs. Tampa Bay Buccaneers, Dec 24, 2017		

### ARIZONA CARDINALS MOBILE APP

Cardinals fans can follow their team by downloading the official Arizona Cardinals mobile app on their iPhone, Android, Blackberry and Windows devices. The Cardinals mobile app can be found in iTunes and the Android Marketplace by searching "Arizona Cardinals" or at [www.azcardinals.com/app](http://www.azcardinals.com/app).

In addition to instant gameday alerts, this all-in-one app brings fans closer to the team through up-to-the-minute news and information plus exclusive content and features 365 days a year. Fans at State Farm Stadium can access in-stadium gameday features such as game feeds, NFL RedZone, live video and the Cardinals radio broadcast, in addition to parking, concession and seating maps.

Some of the features of the Arizona Cardinals Mobile App include:

- Real-time breaking news from the Cardinals, previews of upcoming matchups, Word From The Birds blog.
- Video of Cardinals press conferences plus coach and player interviews.
- Photo galleries of game-time action and events.
- Podcasts and audio interviews.
- Team roster, depth chart and injury report.
- Schedule of upcoming games, box scores and player stats.
- Real-time statistics and scores from around the league.
- Division and conference standings.
- Keep track of your favorite fantasy players.
- Check in to the stadium on game day, one-click Twitter and Facebook postings of all Cardinals media items and links to Cardinals Pinterest, Instagram and Google+ pages.
- See your face on the big screen of State Farm Stadium and share with your friends via social media.
- Problem-reporting feature for any issues around the stadium.
- Event calendar that allows you to sync Cardinals events directly to the calendar on your mobile device.
- Access to NFL RedZone, replays of every play and in-stadium camera angles when connected to Stadium WiFi powered by Cox inside the stadium.

Additional features are offered exclusively inside State Farm Stadium on gameday. These in-stadium features include:

- **Concessions Map:** An interactive map of State Farm Stadium that gives fans the ability to search for nearby concession stands and specific food/beverage items using keywords and section numbers.
- **50/50 Raffle:** Get the up-to-date running tally of the raffle pot and check the winning number each game.
- **Game Feeds/RedZone:** To enhance the in-game experience, the team offers fans at the stadium to select from live camera feeds, replays and NFL RedZone to enjoy right from their seats. Simply connect to the Stadium Wi-Fi to access these features.
- **In-Stadium Messaging:** Turn on your notifications in the app in order to receive important information at the stadium directly to your phone from the team.



# CHARLES CLAY

**85 | TIGHT END | 6-3 | 246**

**COLLEGE:** Tulsa

**HOW ACQUIRED:** FA-19

**YEARS NFL/CARDINALS:** 9/1

**HOMETOWN:** Little Rock, AR

**DOB:** February 13, 1989

## NOTE CARDS

- Signed a one-year contract with the Cardinals on 2/19/19.
- First TE in Bills history with 500 receiving yards in three consecutive seasons – 528 in 2015, 552 in 2016 and 558 in 2017.
- Eight-year NFL veteran has 339 receptions for 3,631 yards and 23 TDs in 112 career games (100 starts) for the Bills (2015-18) and Dolphins (2011-14). Selected by Miami in the sixth round (174th overall) of the 2011 NFL Draft out of Tulsa.

### PRO CAREER:

Originally selected by the Dolphins in the sixth round (174th overall) of the 2011 NFL Draft. Signed a five-year offer sheet with the Bills on 3/19/15. Released on 2/15/19 and signed a one-year contract with the Cardinals on 2/19/19.

**2018:** Recorded 21 receptions for 184 yards in 13 games (12 starts) ... gained 29 yards on two receptions, each occurring on Buffalo scoring drives vs. LAC (9/16) ... totaled 40 yards and converted three first downs on four receptions @ GB (9/30) ... caught three passes for 36 yards, including a 21-yarder to the Patriots 25-yard line midway through the fourth quarter vs. NE (10/29).

**2017:** Started all 13 regular season games in which he played, totaling 49 receptions for 558 yards and two TDs ... became the first TE in Bills history to post three consecutive seasons with at least 500 receiving yards ... tallied four catches for 53 yards and a TD, capping a 12-play, 77-yard scoring drive on the first possession of second half vs. NYJ (9/10) ... had 39 yards and a six-yard TD catch on a season-high six receptions vs. Den (9/24) ... registered his fourth-career 100-yard performance on five catches for 112 yards (22.4 yard avg.), including a season-long 44-yard reception to the Falcons nine-yard line to setup a TD on the next play @ Atl (10/1) ... caught three passes for 15 yards in his postseason debut @ Jax (1/7/18).

**2016:** Totaled 57 receptions (second most by a TE in Bills history) for 552 yards and four TDs in 15 games (all starts) ... caught five passes for 73 yards, including three receptions for 49 yards on the Bills first quarter TD drive @ LAR (10/9) ... scored on a 40-yard catch-and-run in the fourth quarter, matching the longest TD reception of his career vs. Pit (12/11) ... recorded seven catches for 72 yards and a 19-yard TD to cap a 13-play scoring drive with 34 second remaining in the first half vs. Cle (12/18) ... notched a season-high eight receptions for 85 yards and a career-high-tying two TDs vs. Mia (12/24); marked the second time in his career that he caught a TD pass in three consecutive games.

**2015:** Started all 13 games in which he played, posting 51 receptions for 528 yards and three TDs ... had three catches for 19 yards, including a nine-yard TD reception vs. NE (9/20) ... gained 82 yards and scored a TD on five receptions @ Mia (9/27);

caught three passes for 58 yards and a TD on the Bills first possession ... registered a career-high nine receptions for 111 yards vs. NYG (10/4) ... matched his career high with nine catches for 62 yards vs. Cin (10/18) ... secured a career-long 40-yard TD catch to put Buffalo ahead, 27-21, with 1:53 left in the game vs. Hou (12/6).

**2014:** Posted 58 catches for 605 yards and three TDs in 14 games (all starts) ... made big plays on two of Miami's three second quarter TD drives, recovering a fumble and catching a 15-yard pass to extend one possession and notching a 17-yard catch on a nine-play, 90-yard possession @ Oak (9/28) ... caught four passes for 58 yards and a TD, scoring on a 13-yarder to cap an eight-play, 81-yard drive @ Chi (10/19) ... recorded five catches for 65 yards and a TD, securing a six-yard scoring grab on Miami's first possession of the game vs. SD (11/2) ... had a season-high seven receptions for 45 yards, including four catches for 27 yards on Miami's fourth quarter scoring drive @ Det (11/9) ... registered a career-high 114 yards on six receptions, including a season-long 41-yard catch vs. Min (12/21) ... capped an 11-play, 93-yard scoring drive with a 23-yard TD reception vs. NYJ (12/28); had five receptions for 45 yards against the Jets.

**2013:** Played all 16 games (15 starts) and registered career highs in all receiving categories with 69 catches for 759 yards and six TDs ... also had seven carries for 15 yards and a TD ... notched five catches for 109 yards, his first-career 100-yard performance, and scored a TD on his first-career carry @ Ind (9/15); secured a career-long 67-yard catch to the Colts 10-yard line, setting up a TD on the next play ... tallied a TD reception in three consecutive games – @ NO (9/30), vs. Bal (10/6) and vs. Buf (10/20) ... posted six catches for 90 yards and a TD, scoring on a 39-yard reception vs. SD (11/17) ... tallied a season-high seven receptions in back-to-back games @ NYJ (12/1) and @ Pit (12/8), gaining 80 yards against the Jets and 97 against the Steelers; also scored a career-high two TDs against Pittsburgh.

**2012:** Caught 18 passes for 212 yards and two TDs in 14 games (nine starts) ... had three receptions for 35 yards, including a 24-yarder on third-and-10 to extend Miami's second quarter TD drive @ Cin (10/7) ... capped the Dolphins 85-yard scoring drive with a 31-yard TD reception @ Ind (11/4) ... turned in his best game of the season with six catches for 84 yards and a TD, tying the game, 21-21, midway through the fourth quarter with a 29-yard scoring grab vs. Sea (11/25).





# PLAYERS

**2011:** Played 14 games (nine starts) and registered 16 receptions for 233 yards and three TDs during his rookie campaign ... had two catches for 34 yards, including a 31-yarder to the Chargers 20-yard line to help setup a TD four plays later @ SD (10/2) ... totaled season highs in receptions (four) and receiving yards (69), caught a season-long 46-yarder to the Bills 11-yard line and scored his first-career TD on a 12-yard reception vs. Buf (11/20).

## COLLEGE:

Four-year (2007-10) starter at Tulsa, where he totaled 2,544 yards and 28 TDs on 189 receptions (13.5-yard avg.) and rushed for 911 yards and 10 TDs on 179 carries (5.1-yard avg.) ... recorded 526 yards and seven TDs on 43 catches, adding 226 yards on 34 rushes as a senior in 2010 ... caught 38 passes for 464 yards and

a career-high nine TDs while posting 25 carries for 145 yards and two TDs as a sophomore in 2008 ... named to the Conference USA all-freshman team and earned All-Conference USA honorable mention with 69 catches for 1,024 yards and seven TDs in 2007 ... also had 304 yards and a TD on 57 carries as a freshman.

## PERSONAL:

Two-way player at Central (Little Rock, AR) High School, where he rushed for 891 yards and 11 TDs and caught four TD passes as a senior in 2006 ... has a daughter, CharliRose, with his wife, Tenia ... father, Charles, played football at Arkansas from 1975-78 ... hosts the annual "Charles Clay Youth Football ProCamp" at his high school alma mater ... has incorporated Bikram yoga and boxing into his training regimen ... self-taught guitarist ... majored in Business.

## CLAY CAREER STATS

DATE TEAM	GP	GS	RECEIVING					RUSHING				
			NO.	YDS	AVG	LG	TD	NO.	YDS.	AVG.	LG	TD
2011 Dolphins	14	9	16	233	14.6	46	3	0	0	0.0	0	0
2012 Dolphins	14	9	18	212	11.8	31t	2	0	0	0.0	0	0
2013 Dolphins	16	15	69	759	11.0	67	6	7	15	2.1	13	1
2014 Dolphins	14	14	58	605	10.4	41	3	0	0	0.0	0	0
2015 Bills	13	13	51	528	10.4	40t	3	0	0	0.0	0	0
2016 Bills	15	15	57	552	9.7	40t	4	0	0	0.0	0	0
2017 Bills	13	13	49	558	11.4	44	2	0	0	0.0	0	0
2018 Bills	13	12	21	184	8.8	21	0	0	0	0.0	0	0
<b>NFL TOTALS</b>	<b>112</b>	<b>100</b>	<b>339</b>	<b>3,631</b>	<b>10.7</b>	<b>67</b>	<b>23</b>	<b>7</b>	<b>15</b>	<b>2.1</b>	<b>13</b>	<b>1</b>

## CLAY POSTSEASON STATS

DATE TEAM	GP	GS	RECEIVING					RUSHING				
			NO.	YDS	AVG	LG	TD	NO.	YDS.	AVG.	LG	TD
2017 Bills	1	1	3	15	5.0	10	0	0	0	0.0	0	0
<b>NFL TOTALS</b>	<b>1</b>	<b>1</b>	<b>3</b>	<b>15</b>	<b>5.0</b>	<b>10</b>	<b>0</b>	<b>0</b>	<b>0</b>	<b>0.0</b>	<b>0</b>	<b>0</b>

## SINGLE-GAME HIGHS: RUSHING/RECEIVING

**Rush Attempts** 2 at Tampa Bay Buccaneers, Nov 11, 2013  
**Rushing Yards** 13 vs. Cincinnati Bengals, Oct 31, 2013  
**Longest Runs** 13 vs. Cincinnati Bengals, Oct 31, 2013  
**Rushing TDs** 1 at Indianapolis Colts, Sep 15, 2013  
**Receptions** 9 vs. Cincinnati Bengals, Oct 18, 2015  
 ...1 more at 9.

**Receiving Yards** 114 vs. Minnesota Vikings, Dec 21, 2014  
**Longest Receptions** 67 at Indianapolis Colts, Sep 15, 2013  
**Receiving TDs** 2 vs. Miami Dolphins, Dec 24, 2016  
 ...1 more at 2.  
**Most TDs** 2 vs. Miami Dolphins, Dec 24, 2016  
 ...1 more at 2.

## SINGLE-GAME HIGHS - POSTSEASON: RUSHING/RECEIVING

**Receptions** 3 at Jacksonville Jaguars, Jan 07, 2018  
**Receiving Yards** 15 at Jacksonville Jaguars, Jan 07, 2018

**Longest Receptions** 10 at Jacksonville Jaguars, Jan 07, 2018  
**All-purpose yards** 15 at Jacksonville Jaguars, Jan 07, 2018



# MASON COLE

**52 | OFFENSIVE LINEMAN | 6-5 | 307**

**COLLEGE:** Michigan

**HOMETOWN:** Tarpon Springs, FL

**HOW ACQUIRED:** D3-18

**DOB:** March 28, 1996

**YEARS NFL/CARDINALS:** 2/2

## NOTE CARDS

- Selected by the Cardinals in the third round (97th overall) of the 2018 NFL Draft out of Michigan. Joined Hall of Fame T Dan Dierdorf (1971) as the only Wolverine offensive linemen selected by the Cardinals in the common draft era (since 1967).
- After starting all 16 games at center for Arizona in 2018, has now started 120 consecutive games in a streak that dates back to his freshman season at East Lake (Tarpon Springs, FL) High School.
- One of just six rookie offensive linemen to start all 16 games in 2018, joining G Will Hernandez (NYG), T Mike McGlinchey (SF), T Kolton Miller (Oak), G Quenton Nelson (Ind) and C Frank Ragnow (Det).
- Became just the fourth rookie in franchise history to start all 16 games along the offensive line, joining Bobbie Massie (2012), Alex Stepanovich (2004) and Leonard Davis (2001).

### PRO CAREER:

Selected by the Cardinals in the third round (97th overall) of the 2018 NFL Draft and started 16 games at center as a rookie in '18.

**2018:** Started all 16 games at center, becoming the fourth rookie in franchise history, and the first since Bobby Massie in 2012, to start all 16 games on the offensive line ... was the mainstay of an O-Line that featured 10 different starting combinations ... only Cardinal to play every offensive snap throughout the season and joined LT Korey Cunningham and LG Colby Gossett as the first rookie trio since 1978 to start at LT, LG and center (excluding the 1987 strike season) ... started his NFL debut in the season-opener vs. Was (9/9) ... started at center for a unit that allowed just one sack vs. Sea (9/30) ... helped RB David Johnson rush for 98 yards and a TD on 21 carries @ KC (11/11) ... started at center for a unit that allowed one sack and helped Johnson rush for 137 yards on 25 carries (5.5-yard average) vs. Oak (11/18) ... started at center and played every offensive snap for a unit that gained a season-high 182 rushing yards on 29 carries (6.3-yard average) @ GB (12/2).

### COLLEGE:

In four seasons at Michigan (2014-17), started all 51 games setting a school record for an offensive lineman and tying the overall record for a Wolverine player ... started 25 consecutive games at left tackle for the Wolverines before switching to center in 2016 ... started all 13 games at center in 2016 before switching back to left tackle for his senior season ... earned All-Big Ten honors at both left tackle and center – and was also on the Outland Trophy watch list at both positions ... as a senior in 2017, started all 13 games at left tackle, running his streak of

consecutive starts to 51 in a row ... All-Big Ten honoree (second team, coaches and media) and All-Big Ten selection by the Associated Press (second team offense) ... tied Jon Jansen for most consecutive starts for a Michigan offensive lineman against Ohio State as a senior (50 consecutive) and broke that record the following game in the Outback Bowl against South Carolina (1/1/18) ... as a junior in 2016, switched to center and started all 13 games after starting at LT in each of his first two seasons with the Wolverines ... named All-Big Ten second team by the conference coaches and media ... on the preseason watch list for the Outland and Rimington Trophy awards ... started all 13 games at LT as a sophomore in 2015, earning his second letter ... Wolverines finished 10-3 overall to reach the double-digit win plateau for the 27th time in program history ... helped the offense rank top 25 in five offensive categories, including seventh in red zone scoring efficiency (92.9 percent scoring rate) ... as a true freshman in 2014, started all 12 games at LT ... made his collegiate debut against Appalachian State and started at left tackle, becoming the first true freshman in Michigan history to start a season opener on the offensive line.


### PERSONAL:

Started 53 consecutive games in four years at East Lake (Tarpon Springs, FL) High School ... played in the 2014 U.S. Army All-American Bowl ... named to the USA TODAY Sports Preseason High School All-America Team as a senior in 2013 ... one of the nation's top lineman recruits, received 22 scholarship offers which included Alabama, Clemson, Florida, Ohio State and USC ... named first-team All-state and all-area as a junior in 2012 ... enrolled in the College of Literature, Science and the Arts at Michigan.

### COLE CAREER STATS:

**GP/GS (Career):** 16/16; **2018 (AZ):** 16/16



**TARIQ COLE****60 | OFFENSIVE LINEMAN | 6-6 | 335****COLLEGE:** Rutgers**HOMETOWN:** Long Beach, NY**DOB:** February 9, 1996**HOW ACQUIRED:** FA-19◆ **ROOKIE** ◆**COLLEGE CAREER:**

Played 42 games in four seasons (2015-18), starting the final 34 contests of his college career at LT ... captained the 2018 Scarlet Knights and started all 11 games at LT as a senior in 2018 ... anchored an offensive line that ranked second in the Big Ten and 19th nationally with 1.33 sacks allowed per game ... started all 12 games at LT and received honorable mention All-Big Ten honors by coaches and media as a junior in 2017 ... part of an offensive line that allowed a conference-low 1.5 sacks per game ... received honorable mention All-Big Ten honors by the coaches

after starting all 11 games at LT as a sophomore in 2016 ... saw action on special teams in eight games as a redshirt freshman in 2015 ... redshirted in 2014.

**PERSONAL:**

Four-year starter at LT at Long Beach (NY) High School ... named MSG Varsity/Newsday second-team All-Long Island as a senior in 2013 ... also played basketball and competed in the shot put and 55-meter dash with the track and field team ... majored in Labor and Employment Relations.

**PHAROH COOPER****12 | WIDE RECEIVER | 5-11 | 208****COLLEGE:** South Carolina**HOW ACQUIRED:** WV-18 (LAR)**YEARS NFL/CARDINALS:** 4/2**HOMETOWN:** Havelock, NC**DOB:** March 7, 1995 **PRO BOWL SELECTION: 2017****NOTE CARDS**

- Earned Pro Bowl and All-Pro honors as a returner with 932 yards and one TD on 34 kickoff returns (27.4-yard average) and 399 yards on 32 punt returns (12.5-yard average) in 2017.

**PRO CAREER:**

Selected by the Rams in the fourth round (117th overall) of the 2016 NFL Draft. Released on 12/18/18 and claimed off waivers by the Cardinals on 12/19/18.

**2018:** Played five games with the Rams and two with the Cardinals ... missed nine games with LA due to an ankle injury ... totaled 277 yards on 13 kickoff returns and 12 yards on two punt returns in five games with the Rams ... added 67 yards on six punt returns with Arizona ... placed on injured reserve on 9/11 after suffering an injury on a punt return @ Oak (9/10) ... activated from injured reserve in Week 11 and returned four kickoffs for 78 yards vs. KC (11/19) ... returned two kickoffs for 52 yards @ Det (12/2) ... waived on 12/18 and claimed by the Cardinals on 12/19 ... returned one punt against his former team in his Cardinals debut vs. LAR (12/23) ... returned five punts for 66 yards, including a 45-yarder to the Seahawks 21-yard line to set up a scoring drive @ Sea (12/30).

**2017:** Earned Pro Bowl and All-Pro honors as a returner with

932 yards and one TD on 34 kickoff returns (27.4-yard average) and 399 yards on 32 punt returns (12.5-yard average) in 16 games ... led the NFL with 1,331 combined return yards (fifth most in Rams history) ... also caught 11 passes for 84 yards ... returned four kickoffs for 123 yards (30.8-yard average), including a 66-yarder that set up a five-play scoring drive @ Dal (10/1) ... returned the opening kickoff a career-long 103 yards for a TD @ Jax (10/16), tying for the third-longest kickoff return in Rams history and the second-longest kickoff return in the NFL that season ... returned three punts for 59 yards (19.6-yard average) and four kickoffs for 110 yards (27.5-yard average) vs. NO (11/26) ... had seven punt returns for 128 yards and a 53-yard long (all career bests) @ Sea (12/17) ... returned six kickoffs for 120 yards in his postseason debut in the NFC Wild Card Playoff vs. Atl (1/6/18).

**2016:** Totaled 323 yards on 14 kickoff returns and 106 yards on 14 receptions in 10 games (three starts) ... made his NFL debut on offense and special teams, returning one kickoff for 23 yards vs. Buf (10/9) ... had an eight-yard reception in his first-career start @ NE (12/4) ... posted three receptions for 22 yards,



including a long of 19 yards vs. Atl (12/11) ... started and had three catches for 21 yards and five kickoff returns for 98 yards @ Sea (12/15) ... registered a career high with 129 yards on four kickoff returns, including a long of 51 yards vs. SF (12/24) ... set career highs with four receptions for 36 yards vs. Ari (1/1/17).

#### COLLEGE:

Played 36 games (25 starts) at South Carolina where he earned first-team All-SEC accolades as a WR (AP and coaches) and all-purpose back (coaches) as a senior in 2015 ... also received second-team all-conference honors as an all-purpose back from the AP ... had 66 receptions for 973 yards and a team-high eight receiving TDs ... also led the Gamecocks with nine total TDs ... named first-team (WR) and second-team (all-purpose back) All-SEC by the AP and coaches as a junior in 2014 ... ranked third in the SEC in receptions (69), second in receiving yards (1,136) and

ninth in all-purpose yards per game (108.5) ... earned Freshman All-SEC recognition as an all-purpose back and return specialist with 655 all-purpose yards (third on the team) as a true freshman in 2013 ... moved from CB to WR a week into fall camp.

#### PERSONAL:

Won consecutive 3A state titles at Havelock (NC) High School where he helped lead the Rams to a 15-1 season as a senior and a perfect 16-0 campaign during his junior season ... played QB, RB and WR in addition to serving as the primary returner on punts and kickoffs in the Shrine Bowl of the Carolinas ... gained 253 total yards, including a 45-yard TD run, and earned offensive MVP honors for the North Carolina squad ... rushed for 300 yards and caught 65 passes for 1,285 yards and 14 TDs as a junior in 2011 ... also had 58 tackles and six interceptions ... earned a degree in Sport and Entertainment Management.

### COOPER CAREER STATS

DATE TEAM	GP GS	RECEIVING					RUSHING				
		NO.	YDS	AVG	LG	TD	NO.	YDS.	AVG.	LG	TD
2016 Rams	10 3	14	106	7.6	23	0	0	0	0.0	0	0
2017 Rams	16 1	11	84	7.6	26	0	1	6	6.0	6	0
2018 Rams	6 0	0	0	0.0	0	0	0	0	0.0	0	0
Went from Rams to Cardinals.											
2018 Cardinals	1 0	0	0	0.0	0	0	0	0	0.0	0	0
2018 TOTAL	7 0	0	0	0.0	0	0	0	0	0.0	0	0
NFL TOTALS	33 4	25	190	7.6	26	0	1	6	6.0	6	0

### COOPER CAREER STATS

		KICKOFF RETURNS				PUNT RETURNS					
DATE TEAM	RET.	YDS.	AVG.	LG	TD	NO.	FC	YDS	AVG	LG	TD
2016 Rams	14	323	23.1	51	0	5	3	5	1.0	6	0
2017 Rams	34	932	27.4	103t	1	32	8	399	12.5	53	0
2018 Rams	13	277	21.3	28	0	2	1	12	6.0	12	0
Went from Rams to Cardinals.											
2018 Cardinals	0	0	0.0	0	0	6	0	67	11.2	45	0
2018 TOTAL	13	277	21.3	28	0	8	1	79	9.9	45	0
NFL TOTALS	61	1,532	25.1	103t	1	45	12	483	10.7	53	0

### COOPER POSTSEASON STATS

		KICKOFF RETURNS				PUNT RETURNS					
DATE TEAM	RET.	YDS.	AVG.	LG	TD	NO.	FC	YDS	AVG	LG	TD
2017 Rams	6	120	20.0	26	0	4	0	7	1.8	9	0
NFL TOTALS	6	120	20.0	26	0	4	0	7	1.8	9	0



## SINGLE-GAME HIGHS: RUSHING/RECEIVING

<b>Rush Attempts</b>	1 at Arizona Cardinals, Dec 03, 2017
<b>Rushing Yards</b>	6 at Arizona Cardinals, Dec 03, 2017
<b>Longest Runs</b>	6 at Arizona Cardinals, Dec 03, 2017
<b>Receptions</b>	4 vs. Arizona Cardinals, Jan 01, 2017
<b>Receiving Yards</b>	36 vs. Arizona Cardinals, Jan 01, 2017
<b>Longest Receptions</b>	26 vs. San Francisco 49ers, Dec 31, 2017
<b>All-purpose yards</b>	180 at Seattle Seahawks, Dec 17, 2017
<b>Kickoff Returns</b>	5 at Seattle Seahawks, Dec 15, 2016
<b>Kickoff Return Yards</b>	129 vs. San Francisco 49ers, Dec 24, 2016

<b>Longest Kickoff Return</b>	103t at Jacksonville Jaguars, Oct 15, 2017
<b>Kickoff Return TDs</b>	1 at Jacksonville Jaguars, Oct 15, 2017
<b>Fair Catches</b>	2 vs. New Orleans Saints, Nov 26, 2017 ...1 more at 2.
<b>Punt Return Yards</b>	128 at Seattle Seahawks, Dec 17, 2017
<b>Longest Punt Return</b>	53 at Seattle Seahawks, Dec 17, 2017
<b>Punt Returns</b>	7 at Seattle Seahawks, Dec 17, 2017
<b>Miscellaneous Tackles</b>	1 vs. Arizona Cardinals, Jan 01, 2017 ...1 more at 1.
<b>Most TDs</b>	1 at Jacksonville Jaguars, Oct 15, 2017

## SINGLE-GAME HIGHS - POSTSEASON: RUSHING/RECEIVING

<b>All-purpose yards</b>	127 vs. Atlanta Falcons, Jan 06, 2018
<b>Kickoff Returns</b>	6 vs. Atlanta Falcons, Jan 06, 2018
<b>Kickoff Return Yards</b>	120 vs. Atlanta Falcons, Jan 06, 2018
<b>Longest Kickoff Return</b>	26 vs. Atlanta Falcons, Jan 06, 2018

<b>Punt Return Yards</b>	7 vs. Atlanta Falcons, Jan 06, 2018
<b>Longest Punt Return</b>	9 vs. Atlanta Falcons, Jan 06, 2018
<b>Punt Returns</b>	4 vs. Atlanta Falcons, Jan 06, 2018

**KOREY CUNNINGHAM****79 | OFFENSIVE LINEMAN | 6-6 | 311****COLLEGE:** Cincinnati**HOMETOWN:** Montevallo, AL**HOW ACQUIRED:** D7-18**DOB:** May 17, 1995**YEARS NFL/CARDINALS:** 2/2**PRO CAREER:**

Selected by the Cardinals in the seventh round (254th overall) of the 2018 NFL Draft, Cunningham started all six games he appeared in at LT as a rookie.

**2018:** Started six games at LT for an offensive line that featured 10 different starting combinations ... became the seventh Cardinals offensive lineman placed on injured reserve (foot) on 12/25 ... joined C Mason Cole and LG Colby Gossett as the first rookie trio since 1978 to start at LT, LG and center (excluding the 1987 strike season) ... inactive Games 1-6 and 8 ... DNP vs. Den (10/18) and @ KC (11/11) ... started at LT for an injured D.J. Humphries (knee) and played every offensive snap for a unit that allowed one sack and helped RB David Johnson rush for 137 yards on 25 carries (5.5-yard average) vs. Oak (11/18) ... started at LT for Humphries and played every offensive snap for the second consecutive game @ LAC (11/25) ... started at LT and played every offensive snap for a unit that gained a season-high 182 rushing yards on 29 carries (6.3-yard average) @ GB (12/2) ... suffered a foot injury late in the fourth quarter vs. LAR (12/23) and was placed on IR on 12/25.

**COLLEGE:**

Recruited to Cincinnati as a TE, switched to the offensive line and went on to appear in 45 games with the Bearcats ... closed out his college career by starting the final 24 games he appeared in ... as a senior in 2017, earned second-team All-American Athletic

Conference honors and was named one of UC's senior tri-captains ... anchored an O-Line that gave up nine less sacks than it did in 2016, ranking in the top half of the league ... according to ProFootballFocus.com, led the nation in most pass blocking snaps (469) without allowing a sack ... took home the Bearcats' Jim Kelly Spirit Award at the team's postseason senior awards banquet ... started 12 games at LT as a junior in 2016 ... was on the field for 831 of UC's 850 total offensive plays ... appeared in nine games as a sophomore in 2015 ... played a key part on the O-Line as the Bearcats ranked fifth nationally in total offense (559.4 ypg), fourth nationally in passing offense (373.1 ypg) and fourth in the conference in rushing offense (186.3 ypg) ... as a freshman in 2014, served as part of an O-Line which tallied the second highest yardage total (5,982) in school history ... Bearcats ranked in the top five in the American Athletic Conference in scoring offense (2/35.4 points), passing offense (2/300.2 yards), rushing offense (4/157.6 yards) and total offense (2/457.8 yards) ... UC only allowed 16 sacks, which ranked second in the conference ... redshirted as a true freshman in 2013.


**PERSONAL:**

A three-star TE prospect by Scout.com at Montevallo (AL) High School where he was rated as one of the top-60 TE prospects in the country ... named to the AL.com All-Shelby team as a DE as a senior after totaling 45 tackles and four sacks ... named to the All-Metro preseason team by the Birmingham News at TE ... also played baseball and basketball in high school.

**CUNNINGHAM CAREER STATS:**

GP/GS (Career): 6/6; 2018 (AZ): 6/6





# DARRELL DANIELS

81 | TIGHT END | 6-3 | 256

COLLEGE: Washington

HOMETOWN: Pittsburg, CA

HOW ACQUIRED: WV-18 (Sea)

DOB: November 22, 1994

YEARS NFL/CARDINALS: 3/2

## PRO CAREER:

Signed with Indianapolis as an undrafted rookie free agent on 5/4/17. Traded to the Seahawks in exchange for WR Marcus Johnson on 9/1/18. Waived on 9/25/18 and signed to Seattle's practice squad on 9/26/18. Elevated to the Seahawks active roster from the team's practice squad on 10/3/18. Released on 11/26/18 and claimed off waivers by the Cardinals on 11/26/18. Signed a one-year contract with the Cardinals on 4/8/19 as an exclusive rights free agent.

**2018:** Appeared in 11 games (three starts) with Seattle and Arizona ... played nine games (two starts) with the Seahawks and had one special teams tackle after being traded from the Colts on 9/1 ... played in two games (one start) with Arizona after being acquired off waivers on 11/26 ... made his Seahawks debut on special teams @ Den (9/9) ... started in a two-TE set vs. LAR (10/7) and @ Oak (10/14) ... recorded a special teams tackle in his Cardinals debut @ GB (12/2) ... inactive vs. Det (12/9), @ Atl (12/16) and vs. LAR (12/23) ... started at TE, playing on offense and special teams @ Sea (12/30).

**2017:** Played 12 games (three starts) and had three receptions for 26 yards and three special teams tackles ... made his NFL debut in the season-opener @ LAR (9/10) ... had his

first-career reception for six yards vs. Cle (9/24) ... notched a career-long 13-yard reception vs. SF (10/8) ... caught a seven-yard pass vs. Jax (10/22).

## COLLEGE:

Totaled 47 receptions for 728 yards and five TDs in 49 games (18 starts) ... named All-Pac-12 honorable mention with 17 catches for 307 yards and three TDs in 14 games (six starts) as a senior in 2016 ... helped lead the Huskies to a 12-2 record, a conference title and an appearance in the College Football Playoff ... played all 13 games (eight starts) and recorded 19 receptions for 250 yards and one TD as a junior in 2015 ... had 11 catches for 171 yards and a TD in 11 games (four starts) as a sophomore in 2014 ... played primarily on special teams in 11 games as a true freshman ... converted from WR to TE as a freshman.

## PERSONAL:

Prepped at Freedom (Oakley, CA) High School where he was named the Bay Valley Athletic League Co-MVP and earned first-team (WR) and second-team (defense) All-East Bay ... also received first-team all-metro honors from the San Francisco Chronicle as a WR ... played in the Semper Fidelis All-American Bowl following his senior season ... attended high school with Bengals RB Joe Mixon ... held his first football camp for children ages 8-18 in his hometown in May, 2018.

## DANIELS CAREER STATS

DATE TEAM	GP GS	RECEIVING					RUSHING				
		NO.	YDS	AVG	LG	TD	NO.	YDS.	AVG.	LG	TD
2017 Colts	12 3	3	26	8.7	13	0	0	0	0.0	0	0
2018 Seahawks	9 2	0	0	0.0	0	0	0	0	0.0	0	0
Went from Seahawks to Cardinals.											
2018 Cardinals	2 1	0	0	0.0	0	0	0	0	0.0	0	0
<b>2018 TOTAL</b>	<b>11 3</b>	<b>0</b>	<b>0</b>	<b>0.0</b>	<b>0</b>	<b>0</b>	<b>0</b>	<b>0</b>	<b>0.0</b>	<b>0</b>	<b>0</b>
<b>NFL TOTALS</b>	<b>23 6</b>	<b>3</b>	<b>26</b>	<b>8.7</b>	<b>13</b>	<b>0</b>	<b>0</b>	<b>0</b>	<b>0.0</b>	<b>0</b>	<b>0</b>

## SINGLE-GAME HIGHS: RUSHING/RECEIVING

**Receptions** 1 vs. Jacksonville Jaguars, Oct 22, 2017  
...2 more at 1.

**Receiving Yards** 13 vs. San Francisco 49ers, Oct 08, 2017

**Longest Receptions** 13 vs. San Francisco 49ers, Oct 08, 2017

**All-purpose yards** 13 vs. San Francisco 49ers, Oct 08, 2017

**Special Teams Tackles** 1 at Green Bay Packers, Dec 02, 2018  
...3 more at 1.

**Miscellaneous Tackles** 1 at Oakland Raiders, Oct 14, 2018

**MICHAEL DOGBE****91 | DEFENSIVE LINEMAN | 6-3 | 280****COLLEGE:** Temple**HOMETOWN:** Morris Plains, NJ**DOB:** May 5, 1996**ROUND 7**  
**249th Overall****NOTE CARDS**

- Selected by the Cardinals with their second pick in the seventh round (249th overall) of the 2019 NFL Draft out of Temple.
- Like his former teammate at Temple – and Cardinals 2017 first round draft pick LB Haason Reddick – Dogbe was awarded a single-digit jersey number (switched from 98 to 9) in 2018. Single-digit jerseys are given to the toughest Temple players, as voted by teammates.

**COLLEGE CAREER:**

Played in 54 games and recorded 158 tackles, 19.5 tackles for loss, 8.5 sacks and five forced fumbles during his career at Temple.

**2018:** Awarded a coveted single-digit jersey in the spring and changed from #98 to #9 (Temple awards single-digits to the nine toughest players on the team) ... entered the season as a starter on the defensive line and led the team in sacks (7.0), while finishing third on the team in tackles (72) ... added 12.5 tackles for loss and three forced fumbles ... had a career day against Maryland setting career-highs in tackles for loss (3.5), forced fumbles (2) and sacks (2.5) ... had career-high eight tackles against Tulsa, Navy and USF ... made a sack in the last minute of regulation to force overtime vs. #20 Cincinnati.

**2017:** Started all 12 games and finished the year with 26 tackles ... wore the #1 jersey vs. Villanova – given to the team's toughest player on a weekly basis.

**2016:** Saw action in a deep D-line rotation and started the final nine games ... finished the season with a career-high 43 tackles, 1.5 sacks, five tackles for loss and a forced fumble ... twice earned Defensive Effort Player of the Week honors from the

team coaches ... had his first career sack vs. SMU ... had a career-high in tackles (7) and tackles (3.0) @ Memphis.

**2015:** Played in 11 games and totaled 14 tackles and a forced fumble ... part of a defensive line rotation that led the American Athletic Conference in total defense ... had his first career forced fumble @ UMass.

**2014:** Played on defense and special teams in the first four games of the season and redshirted.

**PERSONAL:**

Attended Parsippany Hills (Morris Plains, NJ) High School where he was named the Newark Star Ledger Player of the Year at DE ... led team to a 9-3 record including a trip to the NJSIAA North II, Group Three Final ... as a senior collected 145 tackles (45 solo), 18 tackles for loss and 22.0 sacks ... played in the 2013 Chesapeake Bowl and NJ/NY All Star Game ... a three year letter-winner, he finished his high school career with 245 tackles (74 solo), 30.0 sacks, three forced fumbles and a blocked punt ... part of the Japan 8 (8 Temple players who traveled to Japan in the spring for a week of football clinics) ... received his undergraduate degree in Strategic Communications and is currently pursuing his masters in Entrepreneurship & Innovation Management.

**DOGBE COLLEGE STATS**

Year	GP/GS	Tackles			Sacks		Interceptions					FR	FF
		Solo	Asst	Ttl	Sk	Yds	Int	Yds	Lg	TD	PD		
2014	4/0	2	1	3	0.0	0	0	0	0	0	0	0	0
2015	12/0	7	7	14	0.0	0	0	0	0	0	0	0	1
2016	13/9	18	25	43	1.5	12	0	0	0	0	0	0	1
2017	12/12	14	12	26	0.0	0	0	0	0	0	0	0	0
2018	13/13	36	36	72	7.0	49	0	0	0	0	0	0	3
<b>Total</b>	<b>54/34</b>	<b>77</b>	<b>81</b>	<b>158</b>	<b>8.5</b>	<b>61</b>	<b>0</b>	<b>0</b>	<b>0</b>	<b>0</b>	<b>0</b>	<b>0</b>	<b>5</b>





# VONTARRIUS DORA

**54 | LINEBACKER | 6-4 | 256**

**COLLEGE:** Louisiana Tech

**HOMETOWN:** West Point, MS

**HOW ACQUIRED:** FA-18

**DOB:** September 7, 1992

**YEARS NFL/CARDINALS:** 2/2

## PRO CAREER:

Signed with the Denver Broncos as an undrafted rookie free agent on 5/3/16. Released on 9/3/16 and signed to the Broncos practice squad on 9/4/16. Elevated to the active roster on 12/16/16 and was released on 9/2/17. Signed to the Cardinals practice squad on 10/4/17 and was released on 10/14/17. Signed to the Colts the practice squad on 10/31/17 and was released on 11/14/17. Signed to the Cardinals practice squad on 12/19/17 and signed a future contract with Arizona on 1/2/18. Released by Arizona on 9/2/18 and signed to the team's practice squad on 10/30/18. Elevated to the Cardinals active roster from the team's practice squad on 11/17/18 before being released on 11/20/18 and re-signing to the practice squad on 11/22/18. Elevated to the Cardinals active roster from the team's practice squad on 12/4/18.

**2018:** Saw action in three games, recording three tackles and a pass defended ... spent the majority of the season moving between the practice squad and active roster ... made his season debut on special teams vs. Oak (11/18), marking his second career game played and first since 2016 ... inactive vs. Det (12/9) and @ Atl (12/16) ... tallied two tackles and a QB hit in 35 defensive snaps vs. LAR (12/23); marked his first career snaps

on defense ... notched one tackle, a QB hit and his first-career pass defended in 32 defensive snaps @ Sea (12/30).

**2016:** Played in one game with the Broncos after spending the first 13 weeks of his rookie season on the practice squad ... made his NFL debut appearing on special teams vs. Oak (1/1/17).

## COLLEGE:

While at Louisiana Tech, was a four-year starter and played in 45 games, totaling 147 tackles, 13.5 sacks, two forced fumbles and two fumble recoveries ... as a senior in 2015, earned Honorable Mention All-Conference USA recognition after starting all 13 games at DE and tallying 48 tackles (31 solo), 6.0 sacks, one pass defended, two forced fumbles and one fumble recovery ... as a junior in 2014, totaled 29 tackles, 6.5 tackles for loss and 4.0 sacks ... started seven of 10 games played as a sophomore in 2013, totaling 31 tackles, 6.5 tackles for loss and 2.5 sacks.

## PERSONAL:

Attended West Point (MS) High School ... earned four letters in football and basketball ... named to the Class 5A All-Mississippi first team as a senior and led his school to consecutive state championships ... played in Mississippi's North/South Game.

## DORA CAREER STATS

DATE TEAM	GP GS	TK	S	A	TACKLES					QBH	INTERCEPTIONS					FUMBLES		
					TFL	YDS	SK	YDS			NO	YDS	LG	TD	PD	FF	FR	YDS
2016 Broncos	1 0	0	0	0	0	0	0.0	0.0		0	0	0	0	0	0	0	0	0
2018 Cardinals	3 0	3	2	1	0	0	0.0	0.0		2	0	0	0	0	1	0	0	0
<b>NFL TOTALS</b>	<b>4 0</b>	<b>3</b>	<b>2</b>	<b>1</b>	<b>0</b>	<b>0</b>	<b>0.0</b>	<b>0.0</b>		<b>2</b>	<b>0</b>	<b>0</b>	<b>0</b>	<b>0</b>	<b>1</b>	<b>0</b>	<b>0</b>	<b>0</b>

## SINGLE-GAME HIGHS: DEFENSIVE

**Total Tackles** 2 vs. Los Angeles Rams, Dec 23, 2018

**Passes Defensed** 1 at Seattle Seahawks, Dec 30, 2018

**CHASE EDMONDS****29 | RUNNING BACK | 5-9 | 205****COLLEGE:** Fordham**HOMETOWN:** Harrisburg, PA**HOW ACQUIRED:** D4-18**DOB:** April 13, 1996**YEARS NFL/CARDINALS:** 2/2**NOTE CARDS**

- Selected by the Cardinals in the fourth round (134th overall) of the 2018 NFL Draft out of Fordham. Became just the second Fordham player selected in the NFL Draft in the last 50 years (1969-2018) joining Cardinals 2010 fifth round pick (155th overall) QB John Skelton.
- Appeared in all 16 games for the Cardinals as a rookie in 2018, rushing for 208 yards and a pair of TDs on 60 attempts.
- One of four Cardinals rookies to appear in 16 games in '18 (OL Mason Cole, LB Dennis Gardeck and LB Ezekiel Turner).
- One of the most accomplished players in Patriot League and NCAA FCS history, was a three-time consensus All-American (2014-16) who closed out his career as the Patriot League all-time leading rusher and graduated as the Patriot League all-time leader in career TDs (74) and rushing TDs (67).
- Hails from Harrisburg, PA, the same hometown as Cardinal GM Steve Keim. Edmonds was the MVP of the 2014 Big-33 All-Star game for Pennsylvania's best high school players. Keim played in that game in 1991.

**PRO CAREER:**

Selected by Arizona in the fourth round (134th overall) of the 2018 NFL Draft, Edmonds appeared in all 16 games as a rookie.

**2018:** Played all 16 games and totaled 208 rushing yards and two TDs on 60 carries plus 103 receiving yards on 20 receptions ... also added nine special teams tackles and 48 yards on three kickoff returns ... gained 48 scrimmage yards – 24 rushing on four carries and 24 receiving on four receptions – in his NFL debut vs. Was (9/9) ... had a 12-yard reception on the Cardinals 12-play, 78-yard scoring drive vs. SF (10/28) ... had a five-yard carry to the Chiefs one-yard line that set up David Johnson's TD plunge on the next play @ KC (11/11) ... scored both of the Cardinals TDs and gained 53 of the team's season-high 182 rushing yards @ GB (12/2); became the first Fordham alum to score an NFL TD since Jets WR Kurt Sohn in 1988; scored his first-career TDs at Lambeau Field at 1265 Lombardi Ave, the namesake of another Fordham alum who played for the Rams from 1933-36.

**COLLEGE:**

A three-time consensus All-American, started all 44 games he appeared in at Fordham and closed out his career as the Patriot League all-time leading rusher and ranked fifth in NCAA FCS history with 5,862 career rushing yards ... graduated as the Patriot League all-time leader in career TDs (74) and rushing TDs (67) ... his 67 rushing TDs rank fourth in NCAA FCS history ... amassed 7,374 career all-purpose yards, a school and Patriot League career record which also ranks 10th in NCAA FCS history ... as a senior in 2017, the Patriot League preseason Offensive Player of the Year was limited to seven games due to injury but still managed to garner second-team All-League honors ... rushed 136 times for 577 yards and five TDs and also caught 11 passes for 129 yards ... a consensus first-team All-American as a junior in 2016, started all 11 games he appeared in and rushed for 1,799 yards and 19 TDs on 257 carries, averaging 7.0 yard per attempt ... also caught 25 passes for 272 yards and a TD and returned two kickoffs for 70 yards ... led the NCAA FCS in rushing yards per game (163.5) and ranked second in scoring (10.1 points/game); also ranked second in the FCS in total rushing yards and all-purpose yards per game (194.6) ... established a school and Patriot League record with 359 rushing yards vs. Lafayette,

setting an NCAA FCS record by averaging 21.1 yards per carry ... became the fastest Fordham RB to reach the 1,000-yard mark in a season (six games) ... started all 12 games as a sophomore in 2015 and was named the Patriot League and ECAC Offensive Player of the Year ... earned second-team AP All-America honors as well as first-team STATS NCAA FCS and second-team College Sports Madness All-America honors ... rushed for 1,648 yards and 20 TDs on 251 attempts and caught 31 passes for 383 yards and five TDs ... led the Patriot League and was third in the NCAA FCS in rushing yards and led the league and was fourth in the NCAA FCS in rushing yards per game (137.3) and rushing TDs ... led the league and was fourth in the NCAA FCS in all-purpose yards per game (184.2) and was second in the nation in scoring (12.5 points per game) ... set a school and Patriot League record with 347 rushing yards and three TDs versus Lehigh ... also caught two passes for 55 yards and TD against Lehigh to break the Patriot League single game all-purpose yardage mark (402) ... started all 14 games at RB as a freshman in 2014 and was named the Jerry Rice Award winner as the NCAA FCS Rookie of the Year after rushing for a career-high and school-record 1,838 yards and 23 TDs on 294 carries, all of which were Patriot League highs ... also caught 19 passes for 121 yards and a TD and returned 24 kickoffs for 514 yards ... named the Patriot League and ECAC Rookie of the Year ... led the Patriot League in rushing yards per game (131.3) and was second in the NCAA FCS in rushing TDs (23) and fourth in total rushing yards (1,838) ... helped the offense rush for a school-record 2,353 yards, shattering the former mark of 2,162 set in 2013, and scoring with 569 points, surpassing the 2013 record of 526 ... set Fordham freshman rushing record with 231 yards on 22 carries with four TDs against Rhode Island.

**PERSONAL:**

Attended Central Dauphin East (Harrisburg, PA) High School where he was a consensus first-team All-State selection as a senior in 2013 ... named MVP of the Big-33 Game where he rushed nine times for 73 yards and TD and caught four passes for 31 yards ... also named Mid-Penn Player of the Year ... accumulated 2,378 total yards and 25 TDs, including 1,984 rushing yards, as a senior ... also a member of the basketball team at Central Dauphin East ... earned a degree in Communications ... has a daughter, Avery.





## EDMONDS CAREER STATS

DATE TEAM	GP GS	RUSHING					RECEIVING				
		NO.	YDS.	AVG.	LG	TD	NO.	YDS	AVG	LG	TD
2018 Cardinals	16 0	60	208	3.5	29	2	20	103	5.2	13	0
<b>NFL TOTALS</b>	<b>16 0</b>	<b>60</b>	<b>208</b>	<b>3.5</b>	<b>29</b>	<b>2</b>	<b>20</b>	<b>103</b>	<b>5.2</b>	<b>13</b>	<b>0</b>

## EDMONDS CAREER STATS

DATE TEAM	RET.	KICKOFF RETURNS					PUNT RETURNS				
		YDS.	AVG.	LG	TD	NO.	FC	YDS	AVG	LG	TD
2018 Cardinals	3	48	16.0	18	0	0	0	0	0.0	0	0
<b>NFL TOTALS</b>	<b>3</b>	<b>48</b>	<b>16.0</b>	<b>18</b>	<b>0</b>	<b>0</b>	<b>0</b>	<b>0</b>	<b>0.0</b>	<b>0</b>	<b>0</b>

## SINGLE-GAME HIGHS: RUSHING/RECEIVING

**Rush Attempts** 8 at Atlanta Falcons, Dec 16, 2018  
**Rushing Yards** 53 at Green Bay Packers, Dec 02, 2018  
**Longest Runs** 29 at Green Bay Packers, Dec 02, 2018  
**Rushing TDs** 2 at Green Bay Packers, Dec 02, 2018  
**Receptions** 5 at Los Angeles Rams, Sep 16, 2018  
**Receiving Yards** 24 vs. Washington Redskins, Sep 09, 2018  
**Longest Receptions** 13 at Atlanta Falcons, Dec 16, 2018

**All-purpose yards** 66 at Green Bay Packers, Dec 02, 2018  
**Kickoff Returns** 1 at Seattle Seahawks, Dec 30, 2018  
 ...2 more at 1.  
**Kickoff Return Yards** 18 at Seattle Seahawks, Dec 30, 2018  
**Longest Kickoff Return** 18 at Seattle Seahawks, Dec 30, 2018  
**Special Teams Tackles** 2 at Los Angeles Chargers, Nov 25, 2018  
 ...1 more at 2.  
**Miscellaneous Tackles** 1 vs. Oakland Raiders, Nov 18, 2018  
 ...1 more at 1.  
**Most TDs** 2 at Green Bay Packers, Dec 02, 2018

## CARDINALS PLAYER AND COACH BIRTHDAYS

## JANUARY

3 Brian Natkin  
 4 Josh Miles  
 8 Don Shumpert  
 10 Budda Baker  
 12 Jeff Rodgers  
 18 Byron Murphy  
 19 Rodney Gunter  
 22 Darius Philon  
 27 Damiere Byrd

## FEBRUARY

8 Lamond Gaillard  
 9 Tariq Cole  
 11 Deionte Thompson  
 13 Charles Clay  
 15 Marcus Gilbert  
 23 Vincent Valentine  
 26 Trent Sherfield  
 27 Chandler Jones  
 28 Brooks Reed

## MARCH

7 Pharoh Cooper  
 9 Pita Taumoepeenu  
 12 Greg Williams  
 15 Ricky Seals-Jones  
 18 Spencer Whipple  
 22 Dantae Strickland  
 23 James Saxon  
 26 Tyler Sigler  
 27 Josh Shaw  
 28 Mason Cole

## APRIL

8 J.R. Sweezy  
 12 Maxx Williams  
 13 Chase Edmonds  
 18 Drew Belcher  
 29 William Sweet  
 30 Ryan Winslow

## MAY

5 Michael Dogbe  
 7 Zane Gonzalez  
 16 Hakeem Butler  
 17 Korey Cunningham  
 22 A.Q. Shipley

## JUNE

2 A.J. Richardson  
 5 Wes Hills  
 8 Deatrick Nichols  
 8 Corey Peters  
 9 Zeke Turner  
 15 Brett Hundley  
 18 Tom Clements  
 23 Colby Gossett  
 25 Kevin White  
 27 Jordan Hicks

## JULY

5 Aaron Brewer  
 11 Patrick Peterson  
 15 Caleb Wilson  
 18 Jalen Thompson  
 20 Terrell McClain  
 22 Jonathan Owens  
 28 Coleman Shelton  
 29 Cameron Turner

## AUGUST

7 Kyler Murray  
 9 Dennis Gardeck  
 9 Kliff Kingsbury  
 9 Sean Kugler  
 11 Andy Lee  
 13 Chris Jones  
 15 Justin Pugh  
 19 Randall McCray  
 20 Zach Allen  
 20 Tramaine Brock, Sr.  
 22 Cameron Malveaux  
 31 Larry Fitzgerald

## SEPTEMBER

1 D.J. Swearinger  
 3 T.J. Logan  
 4 Miles Brown  
 5 Nate Brooks  
 7 Vontarius Dora  
 9 David Raih  
 9 Brandon Williams  
 13 Sterling Bailey  
 18 Chris Achuff  
 19 Robert Nkemdiche  
 20 Vance Joseph  
 21 Steve Heiden  
 22 Rob Grosso  
 22 Haason Reddick  
 23 Rees Odhiambo  
 28 Charlie Bullen  
 29 Buddy Morris

## OCTOBER

2 Dante Booker  
 2 Marcus Robertson  
 6 Peter Badovinac  
 6 Charles Kanoff  
 8 Desmond Harrison  
 9 KeeSean Johnson  
 11 Terrell Suggs  
 12 Jeremy Vujnovich  
 18 Drew Anderson  
 19 Chad Williams

## NOVEMBER

1 Robert Alford  
 1 Rudy Ford  
 5 Bill Davis  
 9 Max Garcia  
 18 Andy Isabella  
 18 Christian Kirk  
 22 Darrell Daniels  
 22 D.J. Foster  
 30 Vernon Stephens

## DECEMBER

2 Pete Robertson  
 11 Joe Walker  
 16 David Johnson  
 16 Tanner Vallejo  
 24 Xavier Turner  
 28 D.J. Humphries

*Italics indicates coach*

**LARRY FITZGERALD****11 | WIDE RECEIVER | 6-3 | 218****COLLEGE:** Pittsburgh**HOMETOWN:** Minneapolis, MN**HOW ACQUIRED:** D1-04**DOB:** August 31, 1983**YEARS NFL/CARDINALS:** 16/16**PRO BOWL SELECTION:** 2005, 2007, 2008, 2009, 2010, 2011, 2012, 2013, 2015, 2016, 2017**NOTE CARDS**

- Originally selected by the Cardinals in the first round (3rd overall) of the 2004 NFL Draft and has played his entire career in Arizona. Only players taken ahead of him were QB Eli Manning (No. 1 to San Diego; traded to NY Giants) and T Robert Gallery (No. 2 to Oakland).
- His 234 games played are tied with K Jim Bakken (1962-78) for the most in franchise history.
- Selected to a franchise-record 11 Pro Bowls. Fitzgerald (11) joins Hall of Famer Jerry Rice (13) as the only wide receivers in NFL history to be selected to the Pro Bowl at least 11 times.
- Named a co-winner (along with QB Eli Manning) of the 2016 Walter Payton NFL Man of the Year award. The award, which Fitzgerald was also one of three finalists for in 2012, is the only league award that recognizes a player's off-the-field community service as well as his playing excellence.
- Franchise career leader in receptions (1,303), receiving yards (16,279), receiving TDs (116), total TDs (116), 100-yard receiving games (47) and consecutive games with a reception (227).
- Ranks second in NFL history in career receiving yards (16,279), third in receptions (1,303) and is tied for sixth in NFL history with 116 career TD receptions.
- His 1,303 career receptions are the most for any player in NFL history with a single team, surpassing the previous record held by WR Jerry Rice (1,281 with SF).
- In NFL history, only six players (all in the Hall of Fame) have more TDs with a single team than Fitzgerald (116) has with Arizona: WR Jerry Rice (187 w/SF), RB Emmitt Smith (164 w/Dal), RB LaDainian Tomlinson (153 w/SD), WR Marvin Harrison (128 w/Ind), RB Jim Brown (126 w/Cle) and RB Walter Payton (125 w/Chi).
- Fitzgerald's streak of 227 consecutive games with a reception is the second-longest in NFL history. He has at least one catch in 233 of 234 career games played.
- Enters the 2019 season having started 68 consecutive games in a streak that dates back to 2014. That represents the longest active starts streak among NFL WRs.
- In Week 16 of the 2018 season vs. the Rams, threw his first career TD pass (32 yards to RB David Johnson). It was the first TD pass by a WR in team history. At 35 years, 114 days old he became the oldest WR in NFL history to throw a TD pass.
- Has led the NFL in receptions twice (2005, 2016) and in receiving TDs twice (2008, 2009).
- Has been named NFC Offensive Player of the Week four times in his career.
- Led the NFL in receptions with 107 in 2016. It marked the second time in his career (tied Steve Smith for NFL lead with 103 in 2005) he led the league in receptions. He became the first player in NFL history to lead the NFL in catches at least 11 years apart. Prior to Fitzgerald, the longest span between leading the league in receptions was six years by Jerry Rice (1990, 1996).
- Tied his own franchise record with 109 receptions in 2017, becoming the oldest player in NFL history to record 100+ receptions in a season. The '17 season marked the fifth of his career with 100+ receptions.
- In 13 seasons (102 games) at State Farm Stadium, has 598 receptions for 7,438 yards and 53 TDs on the Cardinals home field. In NFL history only Jerry Rice (646 at Candlestick Park) has more catches in a single venue.
- Has caught at least one pass in all 42 different stadiums he has played in during his NFL career and has at least one TD reception in 27 different stadiums.
- Has more career receptions against the Rams (185) than any player in NFL history against any single opponent.
- With 2,306 career receiving yards against the Rams, 2,098 against the 49ers and 2,022 against the Seahawks, joins Jerry Rice (Falcons, Rams, Saints) as the only players in NFL history with 2,000+ receiving yards against three different teams.
- Finished the 2015 season with 109 receptions for 1,215 yards and nine TDs. His 109 receptions set a franchise single-season record (tied that mark in 2017), surpassing his previous mark of 103, set in 2005.
- One of the best postseason performers in NFL history, Fitzgerald has 57 receptions for 942 yards and 10 TDs in just nine postseason contests. He is the only player in NFL history to average at least 100+ receiving yards and a TD in the postseason.
- Had one of the best postseasons of any player in NFL history during the Cardinals run to Super Bowl XLIII in 2008, shattering the NFL single postseason record for receptions (30), receiving yards (546) and receiving TDs (seven).
- In the Divisional matchup vs. Green Bay in 2015, caught eight passes for 176 yards and scored the game-winning TD in the 26-20 OT victory over the Packers. His 176 receiving yards set a new franchise postseason record.
- Has five 100-yard receiving performances in the postseason and is the only player in NFL history with at least three games of 150+ receiving yards in the playoffs.
- In February of 2018, joined PGA pro Kevin Streelman in winning the Pebble Beach Pro-Am golf tournament. Became the first African-American amateur to win the event – which dates back to 1937 – and the first professional athlete to win the title since Dan Marino in 1988.





## PRO CAREER:

Selected in the first round of the 2004 NFL Draft; was the first receiver taken and the third player overall behind QB Eli Manning (San Diego) and T Robert Gallery (Oakland). Agreed to new contracts with Arizona on 3/11/08, 8/20/11, 2/18/15, 8/5/16, 11/17/17 and most recently on 1/23/19 that will keep him in a Cardinals uniform through the 2019 season. In his 15 seasons with the Cardinals, has established franchise records for receptions (1,303), receiving yards (16,279), receiving TDs (116), total TDs (116), 100-yard receiving games (47) and 1,000-yard receiving seasons (nine). Has also been voted to the Pro Bowl a franchise-record 11 times.

**2018:** Started all 16 games for the fourth consecutive season and 11th time in his career after being chosen as an offensive captain for the eighth time ... ended the year having started 68 consecutive games dating back to 2014, the longest active starts streak among NFL WRs ... led the Cardinals in every receiving category with 69 receptions for 734 yards and six TDs while also throwing his first-career TD pass ... extended his streak of consecutive games with a catch to 227, which trails only Hall of Fame WR Jerry Rice for the most in NFL history and stands alone as the most by any player with a single team in league history ... finished the season ranked third in NFL history with 1,303 receptions and second with 16,279 receiving yards ... had seven receptions for 76 yards in the season-opener vs. Was (9/9); posted a catch in his 212th consecutive game, passing Tony Gonzalez for the second-longest streak in NFL history ... secured his 111th-career TD catch vs. Den (10/18), his first-ever against the Broncos, tying TE Tony Gonzalez for seventh most in NFL history; passed Marvin Harrison (7,189 in 87 games at RCA Dome) for the third-most receiving yards in a single venue with 7,205 in 98 games at State Farm Stadium ... scored the game's final two points on a key two-point conversion catch and registered his 47th-career 100-yard receiving performance and his 112th-career receiving TD on a season-high eight receptions vs. SF (10/28); became the second player in NFL history (Rice) with at least 18 TD catches against two different teams (18 against the Seahawks); marked his 11th-career 100-yard game against the 49ers, which tied Rice for the most such performances against a single opponent in league history; became the first player in NFL history with 170+ career receptions against multiple opponents (179 against the Rams; 173 against the 49ers) ... passed Hall of Fame WR Terrell Owens (15,902) for the second most receiving yards in NFL history with a 15-yard fourth quarter catch @ KC (11/11); had six receptions for 50 yards against the Chiefs ... registered his 19th-career multi-TD game with scoring grabs of five and 18 yards in his 100th game at State Farm Stadium vs. Oak (11/18) ... caught a 25-yard TD pass to cap a nine-play, 76-yard scoring drive on the Cardinals opening possession, marking the 41st NFL stadium (StubHub Center) in which he has caught a pass @ LAC (11/25) ... secured a diving, contested catch for a 32-yard gain on third-and-23 to extend the Cardinals fourth quarter scoring drive @ GB (12/2) ... passed Rice (1,281 with the 49ers) for the most receptions with one team in NFL history with five catches for 55 yards vs. Det (12/9) ... caught seven passes for 82 yards @ Atl (12/16) in his first regular season game at Mercedes-Benz Stadium, the 42nd NFL venue in which he has a reception, trailing only Rice (46) for the most in league history; extended his streak of consecutive games with a catch to 225, tying Rice for the longest with one team ... threw his first-career TD pass on a 32-yard double pass to David Johnson vs. LAR (12/23), becoming first WR in franchise history and oldest WR in NFL history (35 year and 114 days) to accomplish the feat ... became the second player in NFL history to record 2,000 receiving yards against three different teams - 49ers (2,306), Rams (2,098) and Seahawks (2,022) - with 36 yards on four receptions @ Sea (12/30); tied Antonio Gates for the sixth most TD receptions in NFL history (116) with a one-handed, over-the-shoulder catch; played his 234th career game, which tied Jim Bakken (1962-78) for the most in franchise history.

## #11 MOVES INTO #2 ALL-TIME

Fitzgerald caught six passes for 50 yards against the Chiefs in Week 10 last season and in the process passed Hall of Fame WR Terrell Owens (15,934) for second place on the NFL's all-time receiving yardage list.

Through 15 NFL seasons, Fitzgerald has accumulated 16,279 career receiving yards.



### NFL All-Time Receiving Yardage Leaders

Rnk	Yards	Player	Years
1	22,895	Jerry Rice+	1985-2004
2	16,279	Larry Fitzgerald	2004-
3	15,934	Terrell Owens+	1996-2010
4	15,292	Randy Moss+	1998-2012
5	15,208	Isaac Bruce	1994-2009

+Hall of Fame Inductee

### HOW THEY GOT WHERE THEY ARE

Below is a breakdown on Fitzgerald's career receiving yards by quarterback, compared to the career total of Rice.

Jerry Rice		Larry Fitzgerald	
Receiving Yds By QB (23)		Receiving Yds By QB (20)	
Yds	Quarterback	Yds	Quarterback
8,763	Steve Young	4,583	Kurt Warner
6,121	Joe Montana	4,033	Carson Palmer
2,721	Rich Gannon	1,255	John Skelton
1,428	Jeff Garcia	1,207	Josh McCown
916	Elvis Grbac	1,017	Kevin Kolb
727	Jeff Kemp	967	Matt Leinart
648	Steve Bono	726	Drew Stanton
352	Rick Mirer	629	Derek Anderson
276	Matt Hasselbeck	567	Josh Rosen
110	Steve Stenstrom	305	Blaine Gabbert
106	Matt Cavanaugh	218	Ryan Lindley
94	Marques Tuiasosopo	141	Max Hall
93	Mike Moroski	129	Shaun King
87	Ty Detmer	113	Sam Bradford
86	Trent Dilfer	97	John Navarre
62	Tee Martin	91	Rich Bartel
52	Jeff Brohm	81	Tim Rattay
50	Harry Sydney	63	Brian Hoyer
41	John Taylor	54	Mike Glennon
36	Kerry Collins	3	Brian St. Pierre
28	Cary Conklin		
26	Rob Johnson		
24	Terry Kirby		

**2017:** Started all 16 games for the 10th time in his career after being chosen as an offensive captain for the seventh time ... matched his own single-season franchise record with 109 receptions (second most in the NFL) for 1,156 yards and a team-high six TDs ... finished the season with 90+ receptions for an NFL-record eighth time and 1,000+ receiving yards for the ninth time in his career, which trails only HOF WR Jerry Rice (14) and 2018 Hall of Fame Finalist Randy Moss (10) for the most in league history ... became the oldest player in NFL history to reach 100+ receptions and 1,000+ receiving yards in a season ... selected to his 11th Pro Bowl, which is the most by any player in franchise history and trails only Rice (13) among wide receivers in NFL history ... extended his streak of consecutive games with a catch to 211, which ties Tony Gonzalez for second in NFL history ... finished the season ranked third in NFL history in both receptions (1,234) and receiving yards (15,545) ... had three receptions for 21 yards in his first career game at Lucas Oil Stadium @ Ind (9/17) ... matched a career high with 13 receptions (tied for the highest single-game total in the NFL in 2017), including a spectacular sideline grab over CB Orlando Scandrick, for 149 yards and a TD vs. Dal (9/25) ... gained 32 yards on four receptions, including a 19-yard game-winning catch to cap a seven-play, 75-yard OT scoring drive vs. SF (10/1); became the first player in NFL history to catch an OT TD pass during the regular season and postseason (vs. GB on 1/16/2016) ... had six catches for 51 yards @ Phi (10/8); became the third player in NFL history - Rice (274) and Gonzalez (211) - with at least one reception in 200 consecutive games ... caught 10 passes for 138 yards and one TD vs. TB (10/15), passing WR Steve Smith, Sr. (14,731) for seventh

## ONE GAME FOR THE RECORD

Selected by the Cardinals #3 overall in the 2004 NFL Draft, **Fitzgerald** is entering his 16th season with Arizona in 2019.

The first game he appears in during the regular season will be his 235th contest - and he will pass K Jim Bakken (234) for the most games played in franchise history.

## Franchise Record - Career Games Played

Rnk	Player (Years)	Games
1t	<b>WR Larry Fitzgerald (2004-)</b>	<b>234</b>
1t	K Jim Bakken (1962-78)	234
3	QB Jim Hart (1966-83)	199
4	TE Jackie Smith (1963-77)	198
5	CB Roger Wehrli (1969-82)	193

Only New England QB Tom Brady has played more seasons with one team than Fitzgerald has with the Cardinals.

## Seasons with One NFL Team (Active)

Rnk	Player (Team)	Season
1	QB Tom Brady (New England)	20
2t	<b>WR Larry Fitzgerald (Arizona)</b>	<b>16</b>
2t	TE Jason Witten (Dallas)	16
2t	QB Eli Manning (N.Y. Giants)	16
2t	QB Philip Rivers (L.A. Chargers)	16
2t	QB Ben Roethlisberger (Pittsburgh)	16
2t	LS Don Muhlbach (Detroit)	16

In franchise history, only QB Jim Hart (18) and K Jim Bakken (17) have played more seasons with the Cardinals.

## Franchise Record - Most Seasons Played

Rnk	Player (Years)	Seasons
1	QB Jim Hart (1966-83)	18
2	K Jim Bakken (1962-78)	17
3	<b>WR Larry Fitzgerald (2004-)</b>	<b>16</b>
4	TE Jackie Smith (1963-77)	15
5t	CB Roger Wehrli (1969-82)	14
5t	LB Larry Stallings (1963-76)	14
5t	T Ernie McMillan (1961-74)	14

on the NFL's all-time receiving yards chart ... gained 29 yards on three receptions @ LAR (10/22) in London's Twickenham Stadium, which became the 40th NFL venue in which he has a reception ... gained 70 yards on five receptions @ SF (11/5), passing HOF WR Tim Brown (14,934) for sixth on the NFL's all-time receiving yards chart ... had 10 receptions for 113 yards vs. Sea (11/9); at 34 years and 70 days old, became the second-youngest player (Jerry Rice - 33 years, 72 days) in NFL history to reach the 15,000-yard mark; became the first player in NFL history with more than 150 receptions against three different opponents - Rams, 49ers and Seahawks ... caught nine passes for 91 yards and one TD @ Hou (11/19), passing TE Tony Gonzalez (15,127) for fifth on the NFL's all-time receiving yards chart ... totaled 98 yards and one TD on 10 receptions - his 17th-career 10-catch game, and fourth in 2017 - vs. LAR (12/3); secured his 1,200th-career reception on a 15-yard TD against the Rams, reaching the milestone in the fewest games in NFL history (214); finished the game with 176-career receptions against the Rams, which is the most in NFL history against a single opponent, and 18 TD receptions against the Rams, which is the most against a single opponent by an active player ... passed Moss (15,292) for third place on the NFL's all-time receiving yards chart with 44 yards on five receptions vs. Ten (12/10) ... finished the game @ Was (12/17) with 92 catches on the season, extending his NFL record to eight seasons with at least 90 receptions ... notched his first career pass completion - a 21-yarder to Jaron Brown - and totaled 100+ receiving yards in a game for the fourth time on the season and 46th time in his career, which ties for the most among active NFL players vs. NYG (12/24); finished the final home game of the season with 561 receptions at University of Phoenix Stadium, which is the second most by any player at a single venue in NFL history - Rice (646 at Candlestick Park) ... matched a career high with eight first-half receptions, including four on the Cardinals 10-play, 73-yard scoring drive to start the game @ Sea (12/31).

**2016:** After being chosen as an offensive captain for the sixth time in his career, started all 16 games for the ninth time and led the team with 107 receptions for 1,023 yards while tying for the team lead with six TDs ... his 107 receptions were the second-most in his career and led the NFL by one over Pittsburgh's Antonio Brown, marking the second time (2005) he led the league in catches; at 33 years, 123 days old to end the season, became third-oldest player to lead the NFL in receptions; 11-year span between leading the league in catches is longest ever ... marked his fourth career 100-catch season and his eighth career 1,000-yard season ... earned 10th career Pro Bowl selection, extending his record for the most by any player in franchise history; only WR with more career Pro Bowls is Jerry Rice with 13 ... extended his streak of consecutive games with a reception to 195, the third-longest streak in NFL history ... finished the season ranked third on NFL's all-time receptions list, eighth in TD catches and ninth in receiving yards ... named the Arizona Cardinals/Walter Payton NFL Man of the Year for the second time (2012) ... led the team with eight catches for 81 yards and two TDs vs. NE (9/11); reached 100 career TD receptions, becoming just the 10th player in NFL history to hit that milestone; passed Torrey Holt (13,382) for 14th on NFL's all-time receiving yardage list ... had team-leading five receptions for 77 yards and a TD vs. TB (9/18); broke tie with HOFers Tim Brown and Steve Largent for eighth on all-time TD catches list with 101 ... led team with six catches for 81 yards and two TDs @ SF (10/6); gave him 16 career TD receptions against the 49ers and 103 overall for his career; marked his 18th career multi-TD game; both TDs came from Drew Stanton, the 13th different QB he has caught a TD pass from ... had team-leading six receptions for 49 yards vs. NYJ (10/17); extended streak of consecutive games with a catch to 185, tying Terrell Owens for the fifth-longest streak in NFL history ... led team with nine catches for 70 yards vs. Sea (10/23); reached 186 straight games with a catch, tying Hines Ward for the fourth-longest streak in NFL history; passed Henry Ellard (13,777) for 13th all-time in receiving yards ... had team-high 10 receptions for 74 yards @ Car (10/30); passed Hall of Famer Cris Carter (13,899) for 12th place on NFL's all-time receiving yardage list and surpassed Reggie Wayne (1,070) for seventh all-time in receptions ... notched season highs with 12 receptions for 132 yards vs. SF (11/13); marked 42nd career 100-yard receiving game; gave him 10+ receptions in back-to-back games for the first time in his career; surpassed both 150 receptions and 2,000 receiving yards for his career against the 49ers; passed Terrell Owens (1,078) for sixth all-time in receptions and Hall of Famer James Lofton (14,004) for 11th all-time in receiving yards; became third-youngest player in NFL history to reach 14,000 career receiving yards (33 years, 74 days) behind only Randy Moss and Jerry Rice ... caught four passes for 53 yards @ Atl (11/27); passed Hall of Famer Tim Brown (1,094) for fifth all-time in receptions; reached 190 straight games with a catch, tying Marvin Harrison for third-longest streak in NFL history ... led team with 10 receptions for 78 yards vs. Was (12/4); became youngest player in league history (33 years, 95 days) to reach 1,100 career receptions and passed HOFers Cris Carter (1,101) and Marvin Harrison (1,102) to move into third all-time in receptions; marked his 13th career game with 10 or more catches, the most in franchise history; surpassed Andre Johnson (14,185) for 10th on NFL's all-time receiving yardage list ... had three catches for 12 yards @ Mia (12/11); topped 90 catches on the season for the seventh time in his career, the most in NFL history ... played in his 200th career game vs. NO (12/18), the second-most in franchise history behind only K Jim Bakken (234); led team with seven receptions for 57 yards ... had four catches for 31 yards @ Sea (12/24); reached 100 receptions on the season, his fourth career 100+ catch season; passed Reggie Wayne (14,345) for ninth all-time in receiving yards ... led team with five catches for 43 yards and a TD @ LAR (1/1/17); topped 1,000 yards on the season, his eighth career 1,000-yard campaign; five-yard TD catch in fourth quarter was his 107th catch of the year and made him NFL's receptions leader for 2016 season; also marked his 17th





career TD against the Rams, the most he has against any NFL team.

**2015:** Started every game for the eighth time in his career and led the team with a single-season franchise-record 109 catches for 1,215 yards and nine TDs ... added a team-best 206 yards and a TD on 12 catches in two playoff games ... earned ninth career Pro Bowl selection, breaking a tie with Hall of Fame S Larry Wilson for the most selections in franchise history; now tied for second-most Pro Bowls by a WR in NFL history, behind only Jerry Rice (13) ... marked his third season with 100+ receptions and his seventh career 1,000-yard season ... surpassed 1,000 career catches, becoming the youngest player in NFL history to reach that mark (32 years, 97 days old) ... finished the season ranked 11th on NFL's all-time receptions list and 15th all-time in receiving yards ... extended his streak of consecutive games with a catch to 179, the longest active streak in the NFL ... had a team-leading eight catches for 112 yards and a regular-season career-best three TD receptions @ Chi (9/20); only previous game with three TD catches came in the 2008 NFC

Championship Game against the Eagles; first TD of the game was the 90th of his career, making him just the 10th player in NFL history with 12,000+ receiving yards and 90+ receiving TDs in their career; moved into 11th on the NFL's all-time list with 92 career TD catches and into 20th on the NFL's all-time receiving yardage list; marked his 39th career 100-yard receiving game; named NFC Offensive Player of the Week for the fourth time in his career, tied for the second-most in team history ... recorded a season-high 134 yards on nine catches and caught two TDs vs. SF (9/27); gave him 14 career TD receptions against the 49ers, the most of any player against San Francisco in NFL history; notched multiple TD catches in back-to-back regular season games for just the second time in his career and was his 16th career multi-TD game; marked 40th career 100-yard game and the ninth time in his career he recorded 100+ yards in consecutive games ... led the team with nine catches for 84 yards and a TD @ Cle (11/1); passed Steve Smith (961) for 14th on NFL's all-time receptions list and moved into 17th all-time in receiving yards by passing Irving Fryar (12,785); TD catch in fourth quarter was first of his career against the Browns, leaving just three teams (Ravens,

### RECORD RECEPTIONS TOTAL IN AZ

Receptions By QB (20)		Receptions By Opp. (31)		Receptions By Opp. (31)		Rec By Down		Rec By Conference	
Rec	Quarterback	Rec	Opponent	Rec	Opponent	Rec	Down	Rec	Conference
363	Carson Palmer	185	L.A. Rams	19	Tennessee	536	1st	1,022	NFC
345	Kurt Warner	173	San Francisco	18	Denver	441	2nd	281	AFC
84	Josh McCown	170	Seattle	18	Kansas City	299	3rd		
82	John Skelton	60	Carolina	17	Jacksonville	27	4th		
70	Matt Leinart	55	Minnesota	17	NY Jets				
70	Kevin Kolb	52	Washington	17	New England				
68	Drew Stanton	48	NY Giants	16	Green Bay				
54	Josh Rosen	49	Detroit	14	L.A. Chargers				
49	Derek Anderson	47	Philadelphia	12	Cleveland				
32	Blaine Gabbert	38	Atlanta	11	Baltimore				
21	Ryan Lindley	38	Dallas	8	Oakland				
13	Max Hall	34	Tampa Bay						
12	Sam Bradford	30	New Orleans						
10	Shaun King	27	Chicago						
8	John Navarre	23	Houston						
7	Rich Bartel	22	Cincinnati						
6	Brian Hoyer	22	Miami						
5	Tim Rattay	22	Pittsburgh						
3	Mike Glennon	21	Indianapolis						
1	Brian St. Pierre	20	Buffalo						

### THE FRANCHISE

Fitzgerald enters the 2019 season with 1,303 career receptions, all of which have come with the Cardinals. His 1,303 receptions are the most in NFL history with a single team, surpassing the previous record held by Hall of Fame WR Jerry Rice (1,281 with San Francisco).

Fitzgerald finished the 2018 season with 1,303 career receptions.

#### NFL History – Receptions with One Team

Rnk	Player	Rec	Team
1	Larry Fitzgerald*	1,303	Arizona
2	Jerry Rice+	1,281	San Francisco
3	Jason Witten*	1,152	Dallas
4	Marvin Harrison+	1,102	Indianapolis
5t	Reggie Wayne	1,070	Indianapolis
5t	Tim Brown+	1,070	L.A./Oakland

+Hall of Fame Inductee \*Active Player

### 23 CATCHES FROM 2ND ALL-TIME

Fitzgerald's 1,303 career receptions rank third all-time in NFL history. He is 23 catches shy of passing TE Tony Gonzalez (1,325) for second place behind Jerry Rice (1,549).

NFL All-Time Receptions Leaders		Rec		
Rnk	Rec	Player	Years	To Pass
1	1,549	Jerry Rice+	1985-2004	247
2	1,325	Tony Gonzalez	1997-2013	23
3	1,303	Larry Fitzgerald*	2004-	-
4	1,152	Jason Witten*	2003-17; 19-	-
5	1,102	Marvin Harrison+	1996-2008	-

+Hall of Fame Inductee \*Active Player



### 15 SEASONS IN, FITZ THROWS 1ST TD PASS

In Week 16 of the 2018 season vs. the Rams - playing in his 233rd career game - Fitzgerald threw his first career TD pass on a 32-yard strike to RB David Johnson.

It was the first TD pass by a WR in franchise history and the first TD pass by a non-QB for the Cards since RB Emmitt Smith's 21-yard TD pass on 10/3/04 vs. NO.

Fitzgerald was 35 years, 114 days old playing against the Rams in Week 16. He became the oldest WR in NFL history to throw a TD pass. Prior to Fitzgerald, the record was held by Philadelphia's Harold Carmichael (34 years, 38 days old).





## BREAKDOWN OF FITZGERALD'S 116 CAREER TOUCHDOWNS

#	Date	Opp	Yds	Quarterback	#	Date	Opp	Yds	Quarterback
1	10/10/2004	@SF	24	Josh McCown	59	1/3/2010	GNB	3	Brian St. Pierre
2	10/24/2004	SEA	25	Josh McCown	60	9/12/2010	@STL	21	Derek Anderson
3	11/7/2004	@MIA	2	Josh McCown	61	9/26/2010	OAK	8	Derek Anderson
4	11/21/2004	@CAR	21	Shaun King	62	10/31/2010	TB	3	Max Hall
5	12/19/2004	STL	8	Josh McCown	63	10/31/2010	TB	5	Derek Anderson
6	12/19/2004	STL	4	Josh McCown	64	11/21/2010	@KC	3	Derek Anderson
7	12/26/2004	@SEA	29	Josh McCown	65	1/2/2011	@SF	10	John Skelton
8	12/26/2004	@SEA	29	Josh McCown	66	9/18/2011	@WAS	73	Kevin Kolb
9	9/11/2005	@NYG	1	Kurt Warner	67	9/25/2011	@SEA	12	Kevin Kolb
10	10/2/2005	SF	17	Josh McCown	68	11/6/2011	STL	13	John Skelton
11	10/9/2005	CAR	26	Josh McCown	69	11/13/2011	@PHI	10	John Skelton
12	10/23/2005	TEN	34	Josh McCown	70	11/13/2011	@PHI	7	John Skelton
13	11/13/2005	@DET	8	Kurt Warner	71	11/20/2011	@SF	23	Richard Bartel
14	11/20/2005	@STL	7	Kurt Warner	72	12/11/2011	SF	46	John Skelton
15	11/27/2005	JAX	5	Kurt Warner	73	12/24/2011	@CIN	30	John Skelton
16	12/18/2005	@HOU	12	John Navarre	74	9/23/2012	PHI	37	Kevin Kolb
17	12/24/2005	PHI	25	Josh McCown	75	9/30/2012	MIA	3	Kevin Kolb
18	1/1/2006	@IND	25	Josh McCown	76	10/14/2012	BUF	9	Kevin Kolb
19	9/24/2006	STL	12	Kurt Warner	77	11/4/2012	@GB	31	John Skelton
20	10/8/2006	KAN	5	Matt Leinart	78	9/8/2013	@STL	4	Carson Palmer
21	12/3/2006	@STL	11	Matt Leinart	79	9/8/2013	@STL	24	Carson Palmer
22	12/10/2006	SEA	5	Matt Leinart	80	9/29/2013	@TB	13	Carson Palmer
23	12/24/2006	@SF	6	Matt Leinart	81	10/13/2013	@SF	75	Carson Palmer
24	12/31/2006	@SD	9	Kurt Warner	82	10/27/2013	ATL	10	Carson Palmer
25	10/7/2007	@STL	7	Kurt Warner	83	11/17/2013	@JAX	14	Carson Palmer
26	11/11/2007	DET	1	Kurt Warner	84	11/24/2013	IND	4	Carson Palmer
27	11/11/2007	DET	20	Kurt Warner	85	11/24/2013	IND	26	Carson Palmer
28	11/18/2007	@CIN	5	Kurt Warner	86	12/1/2013	@PHI	43	Carson Palmer
29	11/25/2007	SF	28	Kurt Warner	87	12/8/2013	STL	7	Carson Palmer
30	11/25/2007	SF	48	Kurt Warner	88	10/12/2014	WAS	24	Carson Palmer
31	12/9/2007	@SEA	11	Kurt Warner	89	10/26/2014	PHI	80	Carson Palmer
32	12/16/2007	@NO	18	Kurt Warner	90	9/20/2015	@CHI	8	Carson Palmer
33	12/30/2007	STL	21	Kurt Warner	91	9/20/2015	@CHI	28	Carson Palmer
34	12/30/2007	STL	6	Kurt Warner	92	9/20/2015	@CHI	9	Carson Palmer
35	9/7/2008	@SF	1	Kurt Warner	93	9/27/2015	SF	4	Carson Palmer
36	9/21/2008	@WAS	62	Kurt Warner	94	9/27/2015	SF	8	Carson Palmer
37	10/5/2008	BUF	2	Kurt Warner	95	10/11/2015	@DET	2	Carson Palmer
38	10/5/2008	BUF	2	Kurt Warner	96	11/1/2015	@CLE	6	Carson Palmer
39	10/12/2008	DAL	2	Kurt Warner	97	12/27/2015	GB	3	Carson Palmer
40	11/10/2008	SF	5	Kurt Warner	98	1/3/2016	SEA	17	Carson Palmer
41	11/27/2008	@PHI	1	Kurt Warner	99	9/11/2016	NE	3	Carson Palmer
42	11/27/2008	@PHI	7	Kurt Warner	100	9/11/2016	NE	1	Carson Palmer
43	12/7/2008	STL	12	Kurt Warner	101	9/18/2016	TB	4	Carson Palmer
44	12/21/2008	@NE	78	Matt Leinart	102	10/6/2016	@SF	21	Drew Stanton
45	12/28/2008	SEA	5	Kurt Warner	103	10/6/2016	@SF	29	Drew Stanton
46	12/28/2008	SEA	38	Kurt Warner	104	1/1/2017	@LA	5	Carson Palmer
47	9/13/2009	SFO	5	Kurt Warner	105	9/25/2017	DAL	15	Carson Palmer
48	9/20/2009	@JAX	22	Kurt Warner	106	10/1/2017	SF	19	Carson Palmer
49	10/11/2009	HOU	9	Kurt Warner	107	10/15/17	TB	11	Carson Palmer
50	10/11/2009	HOU	26	Kurt Warner	108	11/19/17	@Hou	20	Blaine Gabbert
51	10/18/2009	@SEA	2	Kurt Warner	109	12/3/17	LAR	15	Blaine Gabbert
52	11/8/2009	@CHI	11	Kurt Warner	110	12/24/17	NYG	13	Drew Stanton
53	11/8/2009	@CHI	17	Kurt Warner	111	10/18/18	DEN	4	Josh Rosen
54	11/15/2009	SEA	18	Kurt Warner	112	10/28/18	SF	13	Josh Rosen
55	11/22/2009	@STL	11	Kurt Warner	113	11/18/18	Oak	18	Josh Rosen
56	12/6/2009	MIN	34	Kurt Warner	114	11/18/18	Oak	5	Josh Rosen
57	12/20/2009	@DET	1	Kurt Warner	115	11/25/18	@LAC	25	Josh Rosen
58	12/27/2009	STL	10	Kurt Warner	116	12/30/18	@Sea	15	Josh Rosen





## BREAKDOWN OF FITZGERALD'S 116 CAREER TOUCHDOWNS

TD Rec. By Opp.		TD Rec. By Opp.		Teams w/No TDs Against		TD Rec. By QB (15)		TDs By Quarters	
TDs	Opponent	TDs	Opponent	Team	Games	TDs	Quarterback	TDs	Quarter
18	L.A./St. Louis Rams	2	Carolina	Baltimore	3	39	Kurt Warner	41	2nd
18	San Francisco	2	Cincinnati	NY Jets	3	28	Carson Palmer	34	4th
12	Seattle	2	Dallas	Pittsburgh	3	12	Josh McCown	25	3rd
8	Philadelphia	2	Kansas City			7	John Skelton	15	1st
5	Chicago	2	L.A./SD Chargers			6	Josh Rosen	1	O
5	Detroit	2	Miami			5	Kevin Kolb		
5	Tampa Bay	2	NY Giants			5	Matt Leinart		
4	Houston	1	Atlanta			4	Derek Anderson		
3	Green Bay	1	Cleveland			3	Drew Stanton		
3	Indianapolis	1	Denver			2	Blaine Gabbert		
3	Jacksonville	1	Minnesota			1	Max Hall		
3	New England	1	New Orleans			1	Richard Bartel		
3	Buffalo	1	Tennessee			1	John Navarre		
3	Oakland					1	Shaun King		
3	Washington					1	Brian St. Pierre		

## TOUCHDOWNS BY STADIUM

Fitzgerald has accumulated at least one TD catch in 27 different NFL stadiums during his career.

## Fitzgerald's 116 Career TDs by Stadium

TDs	Stadium
53	State Farm Stadium
7	Sun Devil Stadium*
7	Edward Jones Dome*
6	Candlestick Park*
6	CenturyLink Field
5	Soldier Field
5	Lincoln Financial Field
3	Ford Field
2	FedEx Field
2	Levi's Stadium
2	NRG Stadium
2	Paul Brown Stadium
2	TIAA Bank Field
1	Arrowhead Stadium
1	Bank of America Stadium
1	Estadio Azteca (Mexico City)
1	FirstEnergy Stadium
1	Giants Stadium*
1	Gillette Stadium
1	Hard Rock Stadium
1	Lambeau Field
1	Los Angeles Memorial Coliseum
1	Mercedes-Benz Superdome
1	RCA Dome*
1	Raymond James Stadium
1	StubHub Center
1	Qualcomm Stadium*

\*Stadium no longer an NFL venue



## 19 GAMES WITH MORE THAN ONE

Fitzgerald finished the Cardinals Week 11 matchup vs. Oakland last season with two receptions, both of which went for TDs.

It marked Fitzgerald's 19th outing with multiple TD catches. No active player has more games with multiple TD receptions.

## NFL Leaders – Games with 2+ TD Catches (Active)

Rnk	Player (Team)	Games
1	Larry Fitzgerald (AZ)	19
2	Antonio Brown (Pit)	17
3	Jimmy Graham (GB)	15
4	Odell Beckham (Cle)	11
4t	Demaryius Thomas (NE)	11

Below chronological look at every one of Fitzgerald's 116 TD receptions.

Broncos and Jets) that he has not scored a TD against ... led the team with a season-high 10 receptions for 130 yards @ Sea (11/15); his 41st career 100-yard game and ninth career game with 10 or more receptions ... had a team-leading eight catches for 90 yards vs. Cin (11/22), including receptions on back-to-back plays of 18 and 20 yards on the game-winning FG drive with less than a minute remaining; surpassed 13,000 career receiving yards with his second catch of the game, becoming the third-youngest player (32 years, 83 days) in NFL history to reach that milestone (trailing only Randy Moss and Jerry Rice) ... collected eight receptions for 55 yards @ StL (12/6); became the youngest player (32 years, 97 days) in NFL history with 1,000 career receptions with his last catch of the game; surpassed 1,000 receiving yards on the season, extending his own franchise record with his seventh career 1,000-yard season ... had four receptions for 29 yards and a TD vs. GB (12/27); reached 100 catches on the season for the third time in his career ... recorded six catches for 55 yards and a TD vs. Sea (1/3/16); with first catch of the game, broke his own franchise record (103 in 2005) for most receptions in a season ... posted team-leading eight catches for 176 yards and game-winning TD in overtime of Divisional Playoff vs. GB (1/16/16); 176 yards set a new franchise postseason record,

breaking his own mark of 166 yards on 1/10/09 at Carolina; marked fifth career 100-yard game in the playoffs, tied for third-most in NFL history, and his third game of 150+ yards, the most ever; accounted for all 80 yards on game-winning OT drive with a 75-yard catch-and-run on the first play and a five-yard TD on a shovel pass two plays later; marked his 10th career postseason TD catch, tied for third all-time ... had four catches for 30 yards in NFC Championship Game @ Car (1/24/16).

**2014:** Played in 14 games (13 starts) and led the team with 63 receptions, ranked second on the team with 784 yards and had two TD receptions ... named a Pro Bowl alternate ... extended his streak of consecutive games with a catch to 163, the longest active streak in the NFL ... moved up to 19th all-time with 909 career receptions and to 21st with 12,151 yards ... ended season ranked ninth in franchise history in games played with 170 ... recorded a reception for the 150th consecutive game vs. SD (9/8); his catch was a 22-yarder on the game-winning drive in the fourth quarter to help set up the go-ahead TD four plays later ... posted a team-leading 98 yards on six catches and caught his first TD of the season with a 24-yard catch-and-run in the second quarter vs. Was (10/12); marked the 88th TD



reception of his career, tying him with Hall of Famer Don Maynard for 12th on the NFL's all-time list; passed Jimmy Smith (862) and Muhsin Muhammad (860) on NFL's all-time receptions list ... recorded seven catches for a season-high 160 yards and had a career-long 80-yard TD reception on the opening drive of the third quarter vs. Phi (10/26); was his 37th career 100-yard receiving game; has at least one TD reception in all seven career games against the Eagles, and his 11 total TDs against Philadelphia trail only Bobby Mitchell and Charley Taylor (14 each) for the most ever against the Eagles; named NFC Offensive Player of the Week for the third time in his career ... led the team with five receptions for 70 yards @ Dal (11/2); passed Hall of Famer Don Maynard (11,834) to move into top 25 on NFL's all-time receiving yards list ... had a team-best and season-high nine catches for 112 yards vs. StL (11/9); marked his 38th career 100-yard receiving game, extending his own franchise record; moved past Hall of Famer Michael Irvin (11,904) on the NFL's all-time receiving yardage list ... caught two passes for 33 yards vs. Det (11/16); reached 12,000 career receiving yards with 22-yard reception in the first quarter, becoming the second-youngest player in NFL history to reach the milestone at 31 years, 77 days old behind only Randy Moss (30 years, 306 days) ... saw streak of 110 consecutive games played end when he was inactive (knee) @ Sea (11/23) and @ Atl (11/30) ... had a team-high seven receptions for 30 yards @ StL (12/11); with his fourth catch of the game, became the youngest player in NFL history with 900 career receptions (31 years, 102 days); passed Derrick Mason (12,061) and Hines Ward (12,083) on NFL's all-time receiving yardage list ... had two receptions for 29 yards @ SF (12/28); moved past Hall of Famer Charlie Joiner (12,146) for 21st on the NFL's all-time receiving yardage list.

**2013:** After being selected as an offensive captain by his teammates for the fifth consecutive year, started all 16 games and led the team with 82 receptions and 10 TD catches while totaling 954 receiving yards ... named to his eighth career (and seventh straight) Pro Bowl ... caught a pass in all 16 games, extending his own franchise record to 149 straight games with a reception ... became the youngest player in NFL history to reach 800 career receptions and 11,000 career receiving yards ... also had two rushes for eight yards and had one pass attempt on a reverse ... caught a team-high six passes for 68 yards, including a game-tying 13-yard TD in the fourth quarter @ TB (9/29); all six of his receptions came in the second half; TD reception was the 80th of his career, making him just the 17th player in NFL history to reach 10,000 career receiving yards and 80 career TD receptions ... led the team with six catches for a season-high 117 yards and a TD @ SF (10/13); 75-yard TD reception in the first quarter was the second-longest reception of his career; gave him 12 career TDs against San Francisco, tied with Andre Rison for the most ever against the 49ers; also had a four-yard run, his first rushing attempt since 2005 ... with four catches for 48 yards and a TD, reached 800 career receptions vs. Atl (10/27); became the youngest player in NFL history (30 years, 57 days) to record 800 catches; 10-yard TD reception in the second quarter was his first TD catch against Atlanta, giving him at least one TD reception against every NFC team (excluding Arizona) ... tied a career high with two TD catches, both coming in the first half, and surpassed 11,000 career receiving yards vs. Ind (11/24); became the youngest player in NFL history (30 years, 85 days) to reach 11,000 receiving yards; marked his 14th career game with two TD receptions and second of the season; had a four-yard run on a lateral pass and threw an incomplection on a reverse, his first career pass attempt ... tied for the team lead with five catches for 72 yards and had a 43-yard TD reception in the second quarter @ Phi (12/1); marked his 10th career TD catch against the Eagles in just six games (including postseason) and he has at least one TD in all six games ... posted a season-high 12 catches for 96 yards and a TD vs. StL (12/8); second-quarter TD was his 10th of the season, making him the ninth player in NFL history to record 10+ receiving TDs in a season at least five times; tied Andre Reed

## 42 STADIUMS WITH A CATCH

After passes at both StubHub Center (Week 12) and Mercedes-Benz Stadium (Week 15) in 2018, **Fitzgerald** has caught at least one pass in all 42 different stadiums he has played in during his NFL career.



### Fitzgerald Career Receptions by Stadium

Rec	Stadium
598	State Farm Stadium
78	Edward Jones Dome*
78	CenturyLink Field
64	Sun Devil Stadium*
47	Candlestick Park*
33	Bank of America Stadium
27	Giants Stadium*
26	Mall of America Field*
26	Lincoln Financial Field
26	Ford Field
25	Levi's Stadium
25	FedExField
21	Georgia Dome*
17	Soldier Field
15	NRG Stadium
14	Paul Brown Stadium
12	Arrowhead Stadium
11	U.S. Bank Stadium
11	Qualcomm Stadium*
10	Raymond James Stadium
10	TIAA Bank Field
10	Nissan Stadium
9	FirstEnergy Stadium
9	Lambeau Field
8	Los Angeles Memorial Coliseum
8	M&T Bank Stadium
8	Hard Rock Stadium
8	Heinz Field
7	MetLife Stadium
7	Mercedes-Benz Stadium
7	New Era Field
7	Mercedes-Benz Superdome
7	Estadio Azteca (Mexico City)
6	RCA Dome*
5	AT&T Stadium
4	Texas Stadium*
4	Oakland Coliseum
4	Gillette Stadium
3	Lucas Oil Stadium
3	Twickenham Stadium (London)
3	Broncos Stadium at Mile High
2	StubHub Center

\*Stadium no longer an NFL venue

### ONLY RICE IS AHEAD OF HIM

In NFL history, only Jerry Rice (46) has caught a pass in more stadiums during his NFL career than Fitzgerald (42).

### NFL History – Most Stadiums with a Reception

Rnk	Player (Years)	Venues
1	Jerry Rice (1985-04)	46
2t	<b>Larry Fitzgerald (2004-18)</b>	<b>42</b>
2t	Terrell Owens (1996-10)	42
2t	Keenan McCardell (1992-07)	42
5	Tim Brown (1988-2004)	41

for 12th all-time with 87 career TD catches; gave him 16 career TD receptions against the Rams, more than any other active player has against an individual opponent; marked his fourth straight game with a TD catch ... led the team with 113 yards on six catches vs. SF (12/29); marked his second 100-yard receiving game this season (both against San Francisco) and the 36th of his career, extending his own franchise record.

**2012:** After being selected as an offensive captain by his teammates for the fourth consecutive year, started all 16 games and earned his sixth straight (seventh overall) Pro Bowl selection ... led the team with 71 receptions and 798 receiving yards and finished second on the team with four TD catches ... became the franchise record holder for consecutive games with a reception (133) ... also became the youngest player in NFL history to reach



700 career receptions and the second-youngest to reach 10,000 career receiving yards ... led the team with nine catches for 114 yards and a TD vs. Phi (9/23); with his second catch of the game, he became the youngest player (29 years, 23 days old) in NFL history to reach 700 career receptions; had 105 yards on seven catches in the first half alone, the fifth time in his career he has topped 100 yards receiving in the first half; his 37-yard TD reception in the second quarter was his ninth career TD in five games against the Eagles (including postseason); named NFC Offensive Player of the Week; marked the second time in his career he earned the honor, with the first coming in 2011, also after a victory over the Eagles ... posted a team-leading eight catches for 92 yards @ StL (10/4); it was his 122nd straight game with a catch, establishing a new franchise record ... led the team with six receptions for 93 yards and a TD vs. Buf (10/14); with his 14-yard reception in the fourth quarter, reached 10,000 career receiving yards, becoming the second-youngest player in NFL history to reach that mark and joining Randy Moss as the only players to do so before the age of 30.

**2011:** After being selected as an offensive captain for the third consecutive year, started all 16 games and led the team with 80 receptions for 1,411 yards and eight receiving TDs ... named a Pro Bowl starter, his fifth consecutive and sixth overall Pro Bowl selection ... became the first Cardinal since Aeneas Williams (1994-99) to earn five consecutive selections ... became the franchise's all-time leader in receiving yards, receiving TDs, overall TDs, and 100-yard receiving games ... surpassed 1,400 yards receiving for the fourth time in his career, becoming just the fourth player in NFL history with four or more seasons of 1,400+ yards ... had six 100-yard receiving games on the season, just one short of his career high (7; 2005, 2008) ... tied Detroit's Calvin Johnson and NYG's Victor Cruz for the NFL lead with 17 receptions of 25+ yards ... had an NFL-high 14 receptions of 20+ yards in the fourth quarter or OT ... had seven receptions for 133 yards, including a 73-yard TD @ Was (9/18); 73-yarder marked the 66th TD reception of his career, tying him with Roy Green (1979-90) for the most in franchise history; marked his 27th career 100-yard receiving game, which tied Anquan Boldin (2003-09) for the most in team history ... collected five receptions for 64 yards and a TD @ Sea (9/25); marked his 67th career TD reception, giving him the franchise record for receiving TDs ... had eight catches for 102 yards vs. NYG (10/2), including a 47-yard reception in the third quarter that made him the franchise's all-time leader in receiving yards, surpassing Roy Green (8,497); marked his 28th career 100-yard receiving game, breaking a tie with Anquan Boldin for the most in Cardinals history ... totaled 146 yards on seven receptions and scored two

TDs @ Phi (11/13); became the franchise's all-time leader with 70 overall career TDs, passing Roy Green (69, 1979-90); marked his 12th career game with two TD receptions; second TD tied the game at 14 in the fourth quarter, the second straight week he caught a game-tying TD in the fourth quarter; became the third-youngest player in NFL history to reach 70 career receiving TDs, behind only Randy Moss and Hall of Famer Jerry Rice; named NFC Offensive Player of the Week for the first time in his career ... caught three passes for 41 yards and a TD @ SF (11/20); surpassed the 9,000-yard receiving mark for his career with 18-yard reception in the third quarter; at 28 years, 81 days old, became the second-youngest player in NFL history to reach 9,000 career receiving yards (Randy Moss, 27 years, 310 days) ... totaled a season-high 149 yards and a TD on seven catches vs. SF (12/11); on his 46-yard TD reception in the third quarter, surpassed the 1,000-yard receiving mark for the fifth straight season and sixth time in his career... caught six passes for a team-high 105 yards and a TD @ Cin (12/24); had five receptions for 92 yards in the fourth quarter alone, including a 30-yard TD and a 39-yard catch that set up a FG; TD reception gave him 440 career points scored, which moved him past K Neil O'Donoghue (439, 1980-85) into fourth all-time in franchise history ... recorded a season-high nine receptions for 149 yards vs. Sea (1/1/12); had three receptions for 46 yards on the game-winning FG drive in OT; moved him over 1,400 yards receiving for the fourth time in his career, making him one of four players in NFL history (Jerry Rice, 6; Randy Moss and Marvin Harrison, 4) with four or more seasons of 1,400+ yards in their career.

**2010:** After being selected as an offensive captain by his teammates for the second consecutive year, started 15 of 16 games and registered 90 receptions for 1,137 yards and six TDs ... became the first player in NFL history to record 90+ receptions five times in their first seven seasons ... appeared in his fourth consecutive (fifth overall) Pro Bowl, a franchise record for a WR ... posted his fourth consecutive 1,000-yard receiving season, extending his own franchise record; marked fifth 1,000-yard season of his career, tying Anquan Boldin for the most in franchise history ... became the franchise's all-time receptions leader and moved into second place on the franchise career receiving yardage list, trailing only Roy Green (8,497, 1979-90) ... became the youngest player in NFL history (27 years, 110 days old) to reach 600 career receptions ... became the second youngest player in NFL history to reach 8,000 career receiving yards (Randy Moss, 26 years, 297 days old) ... saw first action after suffering a knee injury in the first preseason game (8/14) and recorded the game-winning TD reception in the season opener @ StL (9/12); dating back to the 2009 regular season,

## FAR AND AWAY, FITZ IS ON TOP

During his 15 NFL seasons, **Fitzgerald** has not only surpassed virtually every single franchise receiving record - he has added to those totals to the point of making them nearly untouchable.

Fitzgerald broke the franchise record for receptions in 2010 and since then has more than doubled the previous record. With 1,303 career receptions, Fitzgerald has over 700 more than any other player in team history.

Fitzgerald would hold the franchise record for receptions with all 31 other NFL franchises. He would hold the record for receiving yards with 30 of the 31 other teams, with the lone exception being Jerry Rice (19,247) in San Francisco.



Rnk	Player (Years)	Rec	Difference
1	Larry Fitzgerald (2004-)	1,303	N/A
2	Anquan Boldin (2003-09)	586	-717
3	Larry Centers (1990-98)	535	-768
4	Roy Green (1979-90)	522	-781
5	Frank Sanders (1995-02)	493	-810

Established record in Week 14 of 2010 season

Fitzgerald's 16,279 career receiving yards eclipse the second-highest total in franchise history by nearly 8,000 yards. The difference between first place and fifth place is over 9,200 yards.

Rnk	Player (Years)	Yds	Difference
1	Larry Fitzgerald (2004-)	16,279	N/A
2	Roy Green (1979-90)	8,497	-7,782
3	Jackie Smith (1963-77)	7,918	-8,361
4	Anquan Boldin (2003-09)	7,520	-8,759
5	Pat Tilley (1976-86)	7,005	-9,274

Established record in Week 4 of 2011 season

With 116 career TD receptions, Fitzgerald has exactly 50 more TD catches than any other player in franchise history.

Rnk	Player (Years)	TDs	Difference
1	Larry Fitzgerald (2004-)	116	N/A
2	Roy Green (1979-90)	66	-50
3	Sonny Randle (1959-66)	60	-56
4	Mel Gray (1971-82)	45	-71
5	Anquan Boldin (2003-09)	44	-72

Established record in Week 3 of 2011 season





## FITZGERALD OFF THE FIELD

During his 15 seasons in the NFL, Fitzgerald has used his platform as a professional athlete to promote countless causes in communities throughout the United States and internationally. He has taken part in international humanitarian efforts with highly-respected aid organizations, hosts numerous annual fundraising events to support his two foundations, visits local children's hospitals and homeless shelters, holds kids camps for disadvantaged youth around the country and for the children of military members and used his play on the field to support breast cancer awareness and prevention efforts.

Most of Fitzgerald's humanitarian work is done through his two foundations — the Larry Fitzgerald First Down Fund and the Carol Fitzgerald Memorial Fund. He has also teamed with a number of international aid foundations such as Oxfam America and the Starkey Hearing Foundation. Fitzgerald also works alongside countless foundations around the country such as the Semper Fi Fund, Plano Child Development Center, Make-A-Wish, Big Brothers-Big Sisters, the Boys & Girls Club and many others.



The primary goals of Fitzgerald's humanitarian efforts include:

- Promoting reading proficiency and technology access for K-12 youth as cornerstones to success at school and in life.
- Building youth football initiatives to give kids access to updated facilities and equipment.
- Raising awareness for breast cancer research and prevention.
- Supporting members of the United States Armed Forces and their families.
- Providing much needed medical supplies and food/water sources to people in impoverished countries around the world who have no way to afford them.
- Get vision and hearing care to disadvantaged children around the world.

The results of Fitzgerald's community efforts have been profound. In 2018 alone, the First Down Fund provided grants totaling over \$600,00. In the Arizona and Minnesota communities, Fitzgerald:

- Has helped tens of thousands of kids through the First Down Fund, donating hundreds of thousands of dollars (including \$300,000 in grants last year alone) to schools and organizations with demonstrated success closing the reading and technology gaps for underserved children.
- Has served as a regular donor to both the Phoenix Children's Hospital and the Phoenix Children's Hospital Rainbow Camp.
- Teamed up with Riddell to donate state of the art youth football helmets to outfit the entire Minneapolis Parks and Recreation youth football program where Larry first played football as a young child.
- In 2018, partnered with Microsoft to donate tablet computers to Minnehaha Academies in Minneapolis. The school utilizes the tablets in the classroom and also as a virtual lending library for students to be able to take books home to read.
- Last year, the First Down Fund also made grants to America's Foundation for Chess, Big Brothers Big Sisters of Arizona, Phoenix Children's hospital, Rev Dr. Martin Luther King Jr Park of the Minneapolis Parks system, Plano Child Development Center in Chicago, the Carol Fitzgerald Memorial Fund, and the African American Breast Cancer Alliance for support services for breast cancer survivors.
- Donated a computer lab to Horizons Youth program, which was leveraged by the organization to establish a computer lab open to the entire community.
- Previous grants also included the St. Paul Promise initiative of Wilder Foundation which successfully serves homeless youth pursuing their education without permanent housing. A grant to Stansfield school in Arizona to purchase a robotics classroom curriculum, Pillsbury House in Minneapolis to support their Reading for Success Program, and a grant to Reading Partners for their Take Reading Home program to provide books to 450 students and their family members.

### International Aid Work

Fitzgerald has done extensive work with the Starkey Hearing Foundation, helping fit hundreds of hearing aids for those in need all over Africa, working alongside President Bill Clinton and his daughter Chelsea. In July 2019, he received the Foundation's Caring Award for his work with the organization.

He has also traveled to Ethiopia with good friend Anquan Boldin on behalf of Oxfam America, helping work on irrigation systems and digging wells in local communities.

### Breast Cancer Research & Awareness

The Carol Fitzgerald Memorial Fund was established to honor Larry's late mother, Carol, and Fitzgerald is heavily involved in furthering breast cancer research. He has long served as a spokesman for the NFL's A Crucial Catch campaign, donating funds for each reception, TD reception and Cardinals victory during the month of October. He has donated hundreds of thousands of dollars based on his on-the-field performance.

### Youth Football Initiatives

Fitzgerald with Riddell to donate 1,000 state of the art youth football helmets, as well as training, to outfit the entire Minneapolis Parks and Recreation youth football program where Larry first played football as a young child. The First Down Fund refurbished a basketball court at the park in Minneapolis where Larry first played football and basketball. He has previously donated football equipment and holiday gifts to the park.

Fitzgerald has also hosted a youth football camp in Minnesota and in Arizona for several years. Every year scholarship slots are funded by Larry so that underprivileged youth can attend. The camps provided boys and girls ages 7-14 the opportunity to learn fundamentals from Fitzgerald and other NFL players and coaches.

## RECOGNITION FOR FITZGERALD'S HUMANITARIAN EFFORTS

### Walter Payton NFL Man of the Year

Fitzgerald joined Giants QB Eli Manning as co-winners of the 2016 Walter Payton NFL Man of the Year award, the only league award that recognizes a player's off-the-field community service as well as his playing excellence.

### PFWA Good Guy Award

In June of 2017, Fitzgerald was named the recipient of the Pro Football Writers of America (PFWA) Good Guy Award, given annually to an NFL player for his "qualities and professional style in helping pro football writers do their jobs."

### Art Rooney Sportsmanship Award

In the lead up to Super Bowl XLIX following the 2014 season, Fitzgerald was named the inaugural winner of the Art Rooney NFL Sportsmanship Award, given to the player who best represents the important role that sportsmanship plays in the game and how NFL players that demonstrate integrity and honor on the field serve as role models for other players at all levels.

### Georgetown Lombardi Award

Fitzgerald was the 2013 recipient of the NFL Players Association Georgetown Lombardi Award, which was established to honor a leader in the sports industry whose life and family have been touched by cancer, and who encourages cancer research, prevention and treatment through awareness and philanthropy.

### Arthur S. Arkush Humanitarian Award

In 2012, Fitzgerald was named the recipient of the 14th Annual Arthur S. Arkush Humanitarian Award by Pro Football Weekly, which is given to the NFL player whose contributions to the community and charitable organizations are especially outstanding.





## GIVING THE DIVISION FITZ

**Fitzgerald** (Rams, 49ers, Seahawks) and Hall of Fame WR **Jerry Rice** (Falcons, Rams, Saints) are the only players in NFL history with 2,000+ receiving yards against three different opponents.

### NFL History – Receiving Yards vs. Single Opp.

Rnk	Player	Yds	Opponent	Gms
1	Jerry Rice	2,731	Falcons	30
2	Jerry Rice	2,551	Rams	32
3	<b>Larry Fitzgerald</b>	<b>2,306</b>	<b>49ers</b>	<b>30</b>
4	<b>Larry Fitzgerald</b>	<b>2,098</b>	<b>Rams</b>	<b>30</b>
5	Reggie Wayne	2,028	Jaguars	25
6	Jerry Rice	2,025	Saints	29
7	<b>Larry Fitzgerald</b>	<b>2,022</b>	<b>Seahawks</b>	<b>29</b>
8	Tim Brown	2,021	Chiefs	27
9	Isaac Bruce	1,925	49ers	26
10	Tim Brown	1,826	Broncos	29



Fitzgerald has achieved record-breaking results against division opponents throughout his career. His reception totals against the Rams (185), 49ers (173) and Seahawks (170) are three of the four highest totals in NFL history against a single opponent.

### NFL History – Receptions vs. Single Opponent

Rnk	Player	Rec	Opponent	Gms
1	<b>Larry Fitzgerald</b>	<b>185</b>	<b>Rams</b>	<b>30</b>
2	Jerry Rice	175	Falcons	30
3	<b>Larry Fitzgerald</b>	<b>173</b>	<b>49ers</b>	<b>30</b>
4	<b>Larry Fitzgerald</b>	<b>170</b>	<b>Seattle</b>	<b>29</b>
5	Jerry Rice	166	Rams	32

Only two players in NFL history (Jerry Rice and Bob Hayes) have more career receiving TDs vs. a single opponent than Fitzgerald has against both the Rams (18) and 49ers (18).

### NFL History – TD Receptions vs. Single Opponent

Rnk	Player	TDs	Opponent	Gms
1	Jerry Rice	25	Falcons	30
2	Jerry Rice	20	Rams	32
3	Bob Hayes	19	Giants	16
4t	<b>Larry Fitzgerald</b>	<b>18</b>	<b>Rams</b>	<b>30</b>
4t	<b>Larry Fitzgerald</b>	<b>18</b>	<b>49ers</b>	<b>30</b>
4t	Don Hutson	18	Rams	18

was fourth consecutive game with a TD reception, tying for the third longest streak in franchise history ... totaled 72 yards on six receptions vs. Den (12/12) to surpass Anquan Boldin (586, 2003-09) as the franchise all-time receptions leader; with 72 yards receiving moved past Jackie Smith (7,918, 1963-77) into second place on the franchise career receiving yardage list ... registered nine receptions for 125 yards @ Car (12/19) to surpass 600 career receptions; accounted for five of the Cardinals six longest plays of the game (receptions of 14, 15, 17, 20 and 41 yards) ... registered one reception vs. Dal (12/25), a 26-yard catch that converted a 4th-n-15 from the AZ 19 with just over a minute to play in the game, extending a drive that resulted in a game winning FG.

**2009:** Selected as a team captain, started all 16 regular season games for the second straight season and for the fourth time in his career ... earned his fourth Pro Bowl selection after establishing a career-high and tying for the league lead with 13 receiving TDs ... became the first player in franchise history to record 10+ TDs in three consecutive seasons ... selected to the Sporting News All-Pro team and to the Associated Press All-Pro second team ... ranked second in the NFC in receptions (97) ... registered fourth 1,000-yard receiving season of his career and his third straight, becoming the first player in franchise history with three straight 1,000-yard receiving seasons; joined Anquan Boldin (5) as the only receivers in team history with at least four 1,000-yard seasons ... recorded 71 yards receiving in the season opener vs. SF (9/13) to surpass 6,000 career yards, becoming the second youngest receiver in NFL history to reach the milestone (26 years, 13 days) ... registered one TD @ Jax (9/20) to mark the eighth consecutive game with a TD dating back to the 2008 regular and postseason ... tied career-high with 13 receptions (13, @ NYG, 9/11/05) for 100 yards and one TD @ Sea (10/18); marked 51st TD of his career, tying Ottis Anderson and John David Crow for third-highest total in franchise history ... recorded one TD on seven receptions for 73 yards vs. Sea (11/15); moved past Mel Gray (6,644, 1971-82) for fifth place on the franchise receiving yardage list ... totaled four receptions @ Ten (11/29) to eclipse 500 in just his 87th career game, becoming the second-fastest receiver (in terms of games played) in NFL history to reach the mark (Anquan Boldin-80 games) ... registered a team-high eight receptions for a season-high 143 yards and one TD vs. Min (12/6); second quarter TD reception gave him 10 TDs on the season, making him the first player in franchise history to record 10+ TDs in three consecutive seasons (10-2007, 12-2008) ... recorded three receptions for 17 yards and one TD in the regular season finale vs. GB (1/3/10) to set a single season career-high of 13 TDs (third most in franchise history), surpassing his old career-high of 12 TDs set in 2008; moved into third place on the

franchise career receptions list (523), passing Roy Green (522, 1979-90) ... registered 82 yards on six receptions with two TDs vs. GB (1/10/10) in the Wild Card matchup; had more receiving yards (628) in his first five postseason games than any player in NFL history, passing Randy Moss (584); had at least one TD reception in five consecutive postseason games, tying the third longest streak in NFL postseason history (John Stallworth-8, David Givens-7); marked ninth TD reception in fifth postseason game, an NFL record for a player in their first five postseason games ... registered a team-high 77 receiving yards on six receptions @ NO (1/16/10); recorded at least six receptions in all six career postseason games.

**2008:** Started all 20 games in 2008, recording 11 100-yard receiving games and for the second straight year, led the NFC with 96 receptions and a career-best 1,431 receiving yards with 12 TDs during the regular season ... earned first selection to the Associated Press All-Pro Team ... became the first player in NFL history with four consecutive 100+ yard receiving games in a single postseason ... recorded third straight 100-yard receiving game with 122 yards on eight receptions @ NYJ (9/28); joined Anquan Boldin (10 rec., 119 yds.) to mark the second time in three weeks that both eclipsed 100 yards receiving in the same game; Steve Breaston added 122 yards on nine receptions to mark only the second time in franchise history that three receivers went over 100 yards receiving in the same game (last happened on 11/10/68 vs. Pit) ... with Boldin injured, stepped up to tie for the team lead with seven receptions for 52 yards and hauled in two TDs vs. Buf (10/5); in 65th career game, reached 5,000 career receiving yards, tying WR Isaac Bruce as the seventh-fastest receiver in league history to reach the milestone ... with five receptions for 71 yards vs. NYG (11/23) he surpassed 400 career receptions, becoming the youngest receiver in NFL history (25 years, 119 days) to reach the milestone; eclipsed 1,000 receiving yards on the season to become the third WR in franchise history with three 1,000-yard seasons (Boldin-4 and Roy Green-3); marked the second time he and Boldin have each gone over 1,000 yards in the same season (2005) and third time in franchise history that two receivers have eclipsed 1,000 yards ... had 130 yards on five receptions and two TDs vs. Sea (12/28) to establish a then career-high of 12 TDs on the season; 46th career TD passed Mel Gray (1971-82) for third most in franchise history ... in his playoff debut, recorded 101 yards on six receptions including a 42-yard TD on a flea flicker vs. Atl (1/3/09) that was the fourth longest pass play in Arizona postseason history ... established a new franchise record for receiving yards in a postseason game with 166 on eight receptions and one TD @ Car (1/10/09) ... tied the NFL postseason record for most TDs in a game by scoring a career-best three TDs in the first half and



registered 152 receiving yards vs. Phi (1/18/09), establishing a new NFL record for receiving yards in a single postseason with 419, surpassing the 409 yards that Jerry Rice amassed in the 1988 playoffs with San Francisco ... tied a Super Bowl record with two TDs on seven receptions for 127 yards vs. Pit (2/1/09); dating back to the regular season he totaled over 100 receiving yards in a career-high six straight games.

**2007:** Started all 15 games played and was selected as a starter for second career Pro Bowl (2005) after finishing the season atop the NFC in receptions (100) and receiving yards (1,409); receiving yards tied his own career best set in 2005 for the fourth-most in franchise history; along with Anquan Boldin, became the first teammates in NFL history to record performances of 11+ catches and 160+ receiving yards in consecutive weeks (Boldin, 13 for 162 and 2 TDs vs. Atl 12/23; Fitzgerald 11 for 171 and 2 TDs vs. StL 12/30) ... recorded first 100-yard receiving game of the season and 10th of his career, catching a game-high 10 passes for 120 yards and recovering a Jeff Reed onside kick vs. Pit (9/30) ... for the eighth straight week led team in receptions with nine for a season-high 156 yards and two TDs including a 48-yard hail mary to end the first half vs. SF (11/25); surpassed 1,000 receiving yards on the season for the second time in his career (1,409 in 2005); by doing it in 11 games became the second-fastest Cardinal receiver to reach the mark; passed Larry Centers (29, 1990-98) to record the most TDs by a Cardinal (30) since the team moved to Arizona in 1988 ... after being limited in practice for second straight week, recorded an 18-yard TD reception @ NO (12/16) to give him at least one in five consecutive games ... set franchise record with 136 receiving yards in the first half and went on to register a season-best 11 receptions for 171 yards (13th career 100+ yard game, fourth of 2007) and two TDs vs. StL (12/30); teamed with Edgerrin James (102) and Kurt Warner (300) to become the first trio to record at least 100-yards receiving, 100-yards rushing and 300-yards passing in the same game since 10/7/84 @ Dal when Neil Lomax (354), Roy Green (189) and Ottis Anderson (110) achieved the feat; total of 10 TDs on the season tied his previous career-best, set in 2005.

**2006:** With 946 yards on 69 catches (six TDs), he finished just shy of his second career 1,000-yard season despite missing three starts due to injury ... for the second year in a row, opened the season with over 100 yards receiving after hauling in nine passes for 133 yards vs. SF (9/10) ... starting his 37th straight game, caught two passes for 15 yards, including a five-yard TD reception to give the Cardinals an early 14-0 lead before leaving in the second quarter with a hamstring injury vs. KC (10/8) ... inactive for the first time in his NFL career with a hamstring injury vs. Chi (10/16) on Monday Night and had to miss the next three contests ... while recording his ninth career 100-yard game, set a new career-high with 172 yards on 11 receptions @ Min (11/26); his 172 yards were the highest in the NFL in Week 12 and with Anquan Boldin's 140 yards marked the fifth time that the duo both finished a game with over 100 yards receiving; 11 receptions also put him over 200 career receptions (205) ... led the team with 77 yards on five catches vs. Den (12/17); eclipsed the 3,000-yard receiving mark for his career ... for the second game in a row, led the Cardinals with 93 receiving yards on four catches, including a six-yard TD @ SF (12/24).

**2005:** Set a new franchise record for receptions in a season with 103 in his second season ... recorded a career-high 13 receptions for 155 yards and one TD in the season opener @ NYG (9/11) ... had his second consecutive 100-yard receiving day vs. Car (10/9), hauling in nine receptions for 136 yards and one TD ... posted his fourth 100-yard game of the season after grabbing eight passes for 102 yards vs. Sea (11/6) ... had his fifth 100-yard receiving game and his second consecutive @ Det (11/13) after hauling in nine passes for 141 yards, including an eight-

yard TD pass from Kurt Warner ... recorded four receptions for 41 yards and fell one yard shy of breaking 1,000 yards on the season vs. Jax (11/27); added a five-yard TD reception from Warner to put the Cardinals within seven points with just under three minutes remaining in the game ... surpassed 1,000 yards on his first reception of the day @ SF (12/4) and finished the afternoon with eight receptions for 129 yards ... totaled six catches for 85 yards and one TD @ Hou (12/18) and became only the sixth player in team history to record more than 90 receptions in a single season ... set a new team record for receptions in a season with 103 for 1,409 yards after posting six receptions for 80 yards @ Ind (1/1/06) ... along with Boldin, the duo became only the third pair of teammates in NFL history to post 1,400+ receiving yards in a season and the third set to record over 100 receptions in the same season.

**2004:** The Cardinals first-round selection in the 2004 Draft (third overall), led the team and finished second among NFL rookies in receiving with 58 receptions for 780 yards and eight TDs ... in his first career start @ StL (9/12), caught nine passes for a team-high 70 receiving yards; opened the game with a 37-yard flea flicker reception from Josh McCown which was the longest offensive play of the game for either team ... had a team-high five receptions for 94 yards and scored his first career TD, a 24-yard pass from McCown @ SF (10/10) ... recorded a 39-yard reception on the second play of the game en route to four receptions for a team-high 73 yards vs. Sea (10/24); attempted a pass on the first play of the game but was sacked for a loss of seven yards; recorded a 25-yard TD grab on the Cardinals second drive of the game, putting the Cards on the board first with a 7-0 lead ... did not record a reception for the first time all season @ Buf (10/31); in the windy conditions the Cardinals completed only nine passes ... tied Boldin for receptions with five for 92 yards @ Mia (11/7); four of those receptions came for 84 yards in the fourth quarter; set up a five-yard Emmitt Smith TD run after connecting with McCown for a 32-yard gain; caught a 48-yard pass from McCown to put the Cardinals on the Miami three yard-line with 1:07 remaining and four plays later tied the score at 23 with a two-yard TD reception with 19 seconds remaining; Neil Rackers extra point gave the Cardinals a 24-23 lead to win the game; his 48-yard reception at Miami was the team's longest all season ... snagged two 29-yard TD passes from McCown in the fourth quarter @ Sea (12/26) to put the Cardinals within three points; finished the game with four receptions for 70 yards ... became the first Cardinals receiver since the 1970 NFL/AFL Merger to catch two TD passes in consecutive games.

## COLLEGE:

Attended prep school at Valley Forge (PA) Military Academy after his senior year of high school ... eligible for the 2004 NFL Draft since three years had passed since his high school class graduated ... one of the most decorated receivers in Big East Conference history ... a Heisman Trophy finalist in 2003, finished second to Oklahoma QB Jason White by just 128 points (1,481-1,353) ... Walter Camp Player-of-the-Year, Biletnikoff Award winner and Columbus Touchdown Club Player of the Year ... unanimous All-America selection as a sophomore at University of Pittsburgh ... in just 26 games with the Panthers, caught 161 passes for 2,677 yards (16.6-yard avg.) and 34 TDs ... his 34 receiving scores broke the school career record of 30 set by Antonio Bryant (1999-2001) ... ranks fifth in school history in receptions, sixth in receiving yards ... set school record with at least one TD catch in 16 consecutive games ... first player in school history with back-to-back 1,000-yard seasons receiving ... his 14 games with at least 100 yards receiving broke the previous Panthers all-time record of 13 set by Bryant ... had his No. 1 jersey retired at Pittsburgh in September 2013, becoming the ninth player in school history to have his jersey retired ... posted 35 receptions for 420 yards and seven TDs in six games at Valley Forge Military Academy.

**PERSONAL:**

Two-time All-State and prep All-America receiver at Academy of the Holy Angels (Minneapolis, MN) High School ... recorded 73 receptions for 1,254 yards (17.2 yard avg.) and 17 TDs as a senior, and had 54 catches for 1,347 yards (24.9 yard avg.) with 12 TDs and 10 consecutive 100-yard receiving games as a junior ... also a three-year defensive starter, playing free safety as a senior and OLB as a junior and sophomore ... lettered twice in basketball and once in track ... studied in the College of Arts and Sciences at Pittsburgh ... father, Larry Sr., played football at

Indiana State from 1975-77 and is currently the sports editor for the Minnesota Spokesman-Recorder ... his mother, Carol, passed away in April of 2003 after a seven-year bout with cancer; Larry keeps her driver's license in his wallet next to his own ... younger brother, Marcus, played WR at Marshall from 2004-07 ... following the 2013 season, was named to the USA Football All-Fundamentals Teams, one of 26 players (11 offense, 11 defense, 4 special teams) honored for exemplary football techniques for youth players to emulate ... earned a degree in Communications from University of Phoenix in May of 2016.

**FITZGERALD CAREER STATS**

DATE TEAM	GP	GS	RECEIVING					RUSHING				
			NO.	YDS	AVG	LG	TD	NO.	YDS.	AVG.	LG	TD
2004 Cardinals	16	16	58	780	13.4	48	8	8	14	1.8	10	0
2005 Cardinals	16	16	103	1,409	13.7	47	10	8	41	5.1	15	0
2006 Cardinals	13	13	69	946	13.7	57	6	0	0	0.0	0	0
2007 Cardinals	15	15	100	1,409	14.1	48t	10	0	0	0.0	0	0
2008 Cardinals	16	16	96	1,431	14.9	78t	12	0	0	0.0	0	0
2009 Cardinals	16	16	97	1,092	11.3	34t	13	0	0	0.0	0	0
2010 Cardinals	16	15	90	1,137	12.6	41	6	0	0	0.0	0	0
2011 Cardinals	16	16	80	1,411	17.6	73t	8	0	0	0.0	0	0
2012 Cardinals	16	16	71	798	11.2	37t	4	0	0	0.0	0	0
2013 Cardinals	16	16	82	954	11.6	75t	10	2	8	4.0	4	0
2014 Cardinals	14	13	63	784	12.4	80t	2	0	0	0.0	0	0
2015 Cardinals	16	16	109	1,215	11.1	44	9	0	0	0.0	0	0
2016 Cardinals	16	16	107	1,023	9.6	32	6	2	5	2.5	4	0
2017 Cardinals	16	16	109	1,156	10.6	37	6	0	0	0.0	0	0
2018 Cardinals	16	16	69	734	10.6	37	6	0	0	0.0	0	0
<b>NFL TOTALS</b>	<b>234</b>	<b>232</b>	<b>1303</b>	<b>16,279</b>	<b>12.5</b>	<b>80t</b>	<b>116</b>	<b>20</b>	<b>68</b>	<b>3.4</b>	<b>15</b>	<b>0</b>

**FITZGERALD POSTSEASON STATS**

DATE TEAM	GP	GS	RECEIVING					RUSHING				
			NO.	YDS	AVG	LG	TD	NO.	YDS.	AVG.	LG	TD
2008 Cardinals	4	4	30	546	18.2	64t	7	0	0	0.0	0	0
2009 Cardinals	2	2	12	159	13.3	33t	2	0	0	0.0	0	0
2014 Cardinals	1	1	3	31	10.3	14	0	0	0	0.0	0	0
2015 Cardinals	2	2	12	206	17.2	75	1	0	0	0.0	0	0
<b>NFL TOTALS</b>	<b>9</b>	<b>9</b>	<b>57</b>	<b>942</b>	<b>16.5</b>	<b>75</b>	<b>10</b>	<b>0</b>	<b>0</b>	<b>0.0</b>	<b>0</b>	<b>0</b>

**SINGLE-GAME HIGHS: RUSHING/RECEIVING**

**Rush Attempts** 2 at Seattle Seahawks, Sep 25, 2005

...4 more at 2.

**Rushing Yards** 25 vs. Los Angeles Rams, Sep 18, 2005

**Longest Runs** 15 vs. Los Angeles Rams, Sep 18, 2005

**Receptions** 13 vs. Dallas Cowboys, Sep 25, 2017

...2 more at 13.

**Receiving Yards** 172 at Minnesota Vikings, Nov 26, 2006

**Longest Receptions** 80t vs. Philadelphia Eagles, Oct 26, 2014

**Receiving TDs** 3 at Chicago Bears, Sep 20, 2015

**All-purpose yards** 172 at Minnesota Vikings, Nov 26, 2006

**Miscellaneous Tackles** 2 at Atlanta Falcons, Dec 16, 2018

...2 more at 2.

**Most TDs** 3 at Chicago Bears, Sep 20, 2015





## SINGLE-GAME HIGHS - POSTSEASON: RUSHING/RECEIVING

<b>Receptions</b>	9 vs. Philadelphia Eagles, Jan 18, 2009	<b>All-purpose yards</b>	176 vs. Green Bay Packers, Jan 16, 2016
<b>Receiving Yards</b>	176 vs. Green Bay Packers, Jan 16, 2016	<b>Miscellaneous Tackles</b>	1 at Carolina Panthers, Jan 03, 2015 ...1 more at 1.
<b>Longest Receptions</b>	75 vs. Green Bay Packers, Jan 16, 2016	<b>Most TDs</b>	3 vs. Philadelphia Eagles, Jan 18, 2009
<b>Receiving TDs</b>	3 vs. Philadelphia Eagles, Jan 18, 2009		



## RUDY FORD

30 | SAFETY | 6-0 | 204

COLLEGE: Auburn

HOW ACQUIRED: D6-17

YEARS NFL/CARDINALS: 3/3

HOMETOWN: Big Cove, AL

DOB: November 1, 1994

## PRO CAREER:

The Cardinals sixth round selection (208th overall) in the 2017 NFL Draft, Ford appeared in 23 games during his first two seasons in Arizona.

**2018:** Totaled four tackles on defense and eight stops on special teams in 13 games (one start) ... saw action on defense and notched a special teams tackle vs. Was (9/9) ... matched a career high with two special teams tackles @ LAR (9/16) ... inactive (ankle) vs. Chi (9/23) ... had a special teams tackle @ SF (10/7) and @ Min (10/14) ... made his first-career start for an injured Tre Boston, registering a career-high three tackles and a special teams tackle vs. Den (10/18) ... tallied a special teams tackle in his fourth consecutive game, tackling Richie James Jr. on the opening kickoff vs. SF (10/28) ... inactive (heel) vs. Oak (11/18) and @ LAC (11/25).

**2017:** Played on special teams in the first 10 games and totaled five special teams tackles before suffering a season-ending knee injury ... notched a special teams tackle in his NFL debut @ Det (9/10), @ SF (11/5) and vs. Sea (11/9) ... collected a career-high two special teams tackles @ Hou (11/19) ... inactive (knee) vs. Jax (11/26) and vs LAR (12/3) ... placed on injured reserve (knee) on 12/7.

## COLLEGE:

Appeared in 52 games (34 starts) and totaled 275 tackles, 1.5 sacks, 11.5 tackles for loss, five INTs, three forced fumbles and a fumble recovery ... led the Tigers in tackles in both the 2014 (93) and 2015 (118) seasons ... three-year starter in the secondary ...

as a senior in 2016, started 10 of 12 games he appeared in and was named a Reese's Senior Bowl selection ... totaled 59 tackles and a career-high seven passes defended ... in the preseason, was named to the Bednarik, Paul Hornung Award and Senior Bowl watch lists ... as a junior in '15, started 11 games at the nickel corner spot while also seeing time at safety ... for the second consecutive season, led the team in tackles, recording 118 stops on the year ... his 118 tackles were the most for an Auburn player since 2001 ... posted double-digit tackles in six games ... added a sack, two INTs (one returned 48 yards for his first career TD), two passes defended and two forced fumbles ... during his first season as a starter as a sophomore in '14, led the team in tackles after starting all 13 games at safety ... totaled 93 tackles and also finished third on team with a career-high three INTs ... also had 1.5 tackles for loss, a half-sack and a forced fumble ... earned honorable mention Sophomore All-America honors from College Football News ... appeared in all 14 games as a freshman in 2013 after moving from running back to cornerback during fall camp ... totaled five tackles on the season ... also saw action at running back in two games ... rushed two times for 45 yards, including a 38-yard TD against Western Carolina ... earned a spot on the SEC First-Year Academic Honor Roll.

## PERSONAL:

Attended New Hope (Big Cove, AL) High School where he gained 1,669 yards and scored 27 TDs as a senior ... a Class 3A first-team All-State selection, was also chosen to play in the Alabama-Mississippi All-Star game ... named the top RB prospect in Alabama on Rivals.com ... given first name is Johnathan, nicknamed "Rudy" as a child by his Uncle Phillip.

## FORD CAREER STATS

DATE TEAM	GP	GS	TACKLES								INTERCEPTIONS					FUMBLES			ST				
			TK	S	A	TFL	YDS	SK	YDS	QBH	NO	YDS	LG	TD	PD	FF	FR	YDS	TK	S	A	FF	FR
2017 Cardinals	10	0	0	0	0	0	0	0.0	0.0	0	0	0	0	0	0	0	0	0	5	5	0	0	0
2018 Cardinals	13	1	4	2	2	0	0	0.0	0.0	0	0	0	0	0	0	0	0	0	8	7	1	0	0
<b>NFL TOTALS</b>	<b>23</b>	<b>1</b>	<b>4</b>	<b>2</b>	<b>2</b>	<b>0</b>	<b>0</b>	<b>0.0</b>	<b>0.0</b>	<b>0</b>	<b>0</b>	<b>0</b>	<b>0</b>	<b>0</b>	<b>0</b>	<b>0</b>	<b>0</b>	<b>0</b>	<b>13</b>	<b>12</b>	<b>1</b>	<b>0</b>	<b>0</b>

## SINGLE-GAME HIGHS: DEFENSIVE

<b>Total Tackles</b>	3 vs. Denver Broncos, Oct 18, 2018	<b>Special Teams Tackles</b>	2 at Los Angeles Rams, Sep 16, 2018 ...1 more at 2.
----------------------	------------------------------------	------------------------------	--



# D.J. FOSTER

**37 | RUNNING BACK | 6-0 | 205**

**COLLEGE:** Arizona State

**HOMETOWN:** Scottsdale, AZ

**HOW ACQUIRED:** FA-17

**DOB:** November 22, 1993

**YEARS NFL/CARDINALS:** 4/3

## PRO CAREER:

Originally signed with New England as a rookie free agent on 5/6/16. Released on 11/28/16 and signed to the Patriots practice squad on 11/30/16. Elevated to New England's 53-man roster from the practice squad on 12/3/16. Released on 9/2/17 and re-signed to the Patriots practice squad on 9/3/17. Signed with the Cardinals from New England's practice squad on 9/12/17. Signed a one-year contract with Arizona on 3/8/19.

**2018:** Suffered a season-ending injury in the Cardinals preseason game @ Dal (8/26) and was placed on injured reserve (knee) on 8/28.

**2017:** Joined the Cardinals from the Patriots practice squad in Week 2 and served primarily as a third-down back and kick returner, totaling 336 all-purpose yards (19 on six carries, 133 on 17 receptions and 184 on eight kickoff returns) in seven games ... inactive Weeks 2-10 ... had two receptions for 26 yards in his Cardinals debut @ Hou (11/19) ... had a four-yard run and 18 yards on three receptions, including a crucial 12-yard sideline grab to setup Phil Dawson's 57-yard game-winning FG on the next play vs. Jax (11/26); returned two kickoffs for 50 yards ... gained 22 yards on a career-high four receptions @ Was (12/17) ... secured two receptions for 16 yards during a second quarter scoring drive (13-yard Larry Fitzgerald TD reception) vs. NYG (12/24) ... had a three-yard run, a 17-yard reception and 101 yards on three kickoff returns, including a career-long 55-yard return to setup a scoring drive in the season finale win @ Sea (12/31).

**2016:** Made the 53-man roster out of training camp as a rookie free agent and had seven carries for 24 yards and one reception for two yards in three games ... inactive for 13 regular season games and three postseason contests, including New England's Super Bowl LI victory ... had a seven-yard run and two-yard reception in his NFL debut vs. Mia (9/18).

## COLLEGE:

Played 53 games during his four-year career at Arizona State where he was a two-time All-Pac-12 honoree and 2012 freshman All-American ... totaled 2,355 yards and 18 TDs on 444 carries and 2,458 yards and 14 TDs on 222 receptions ... became the fifth player in NCAA Division I history to rush and receive for more than 2,000 yards ... caught at least one pass in all 53 games, the longest streak in conference history ... converted to WR in 2015 after three seasons at RB.

## PERSONAL:

Led Saguaro (Scottsdale, AZ) High School to the Arizona Division III State Championship and set a single-season state record with 60 total TDs as a senior in 2011 ... during his senior year, was teammates with Cardinals 2018 second round draft pick Christian Kirk ... earned national acclaim in Sports Illustrated after totaling 508 yards and 10 TDs (both single-game state records) on 20 carries ... rushed for more than 5,000 yards during his prep career ... in May of 2018, received his bachelor's degree in Liberal Studies.

## FOSTER CAREER STATS

DATE TEAM	GP GS	RUSHING					RECEIVING				
		NO.	YDS.	AVG.	LG	TD	NO.	YDS	AVG	LG	TD
2016 Patriots	3 0	7	24	3.4	7	0	1	2	2.0	2	0
2017 Cardinals	7 0	6	19	3.2	5	0	17	133	7.8	20	0
<b>NFL TOTALS</b>	<b>10 0</b>	<b>13</b>	<b>43</b>	<b>3.3</b>	<b>7</b>	<b>0</b>	<b>18</b>	<b>135</b>	<b>7.5</b>	<b>20</b>	<b>0</b>

## FOSTER CAREER STATS

KICKOFF RETURNS						PUNT RETURNS					
DATE TEAM	RET.	YDS.	AVG.	LG	TD	NO.	FC	YDS	AVG	LG	TD
2016 Patriots	1	30	30.0	30	0	0	0	0	0.0	0	0
2017 Cardinals	8	184	23.0	55	0	0	0	0	0.0	0	0
NFL TOTALS	9	214	23.8	55	0	0	0	0	0.0	0	0



## SINGLE-GAME HIGHS: RUSHING/RECEIVING

**Rush Attempts** 6 at Cleveland Browns, Oct 09, 2016  
**Rushing Yards** 17 at Cleveland Browns, Oct 09, 2016  
**Longest Runs** 7 vs. Miami Dolphins, Sep 18, 2016  
**Receptions** 4 at Washington Redskins, Dec 17, 2017  
**Receiving Yards** 26 at Houston Texans, Nov 19, 2017

**Longest Receptions** 20 at Houston Texans, Nov 19, 2017  
**All-purpose yards** 121 at Seattle Seahawks, Dec 31, 2017  
**Kickoff Returns** 3 at Seattle Seahawks, Dec 31, 2017  
**Kickoff Return Yards** 101 at Seattle Seahawks, Dec 31, 2017  
**Longest Kickoff Return** 55 at Seattle Seahawks, Dec 31, 2017

**LAMONT GAILLARD****65 | OFFENSIVE LINEMAN | 6-3 | 305****COLLEGE:** Georgia**HOMETOWN:** Fayetteville, NC**DOB:** February 8, 1996**ROUND 6**  
**179th Overall**

## NOTECARDS

- Selected by the Cardinals with their second pick in the sixth round (179th overall) of the 2019 NFL Draft out of Georgia. First Georgia player drafted by the Cardinals since TE Leonard Pope (2006) and just the third Bulldog selected by Arizona in the last 25 years (1995-2019).
- Started all 42 games in his final three years at Georgia, including 29 contests at center in his last two seasons.
- Named first-team (coaches) and second-team (AP) All-SEC as a senior in 2018 after starting all 14 games for a unit that was a finalist for the Joe Moore Award as the nation's top offensive line.
- Under Armour All-American and All-State selection as a DT at Pine Forest (Fayetteville) High School prior to making the switch to the offensive line at Georgia.

**COLLEGE CAREER:**

Three-year starter at Georgia, where he started all 42 games in his final three seasons ... first-team All-SEC center for the #7 ranked Bulldogs that claimed the 2018 SEC Eastern Division championship ... started all 15 games for the SEC Champion Bulldogs that won the Rose Bowl, clinched an appearance in the CFB National Championship game and finished the 2017 season ranked No. 2 in the AP polls.

**2018:** Earned first-team (coaches) and second-team (AP) All-SEC accolades after starting all 14 games at center, extending his streak of consecutive starts to 42 games ... key contributor to a unit that gained an SEC-leading 238.8 rushing yards per game, helping the team win an SEC Eastern Division title ... named one of three captains for games against USC, Florida, Kentucky, Alabama and Texas ... one of two Bulldog players recognized with the Offensive Up Front Award.

**2017:** Started all 15 games at center for the SEC Champion Bulldogs that won the Rose Bowl (54-48) over Oklahoma en route to a CFB Championship game appearance against Alabama ... part of Georgia's 800th win in program history with a 41-0 victory over

Tennessee ... received the Own the Trenches award following spring drills.

**2016:** Entered the starting lineup and opened all 13 games at RG ... made his first-career start (the first of 42 straight) in the season-opener vs. North Carolina ... received the offense's Most Improved award at the conclusion of spring practice.

**2015:** Played two games during his redshirt freshman season ... saw action against South Carolina and Southern.

**PERSONAL:**

Last name pronounced 'GIL-yerd' ... attended Pine Forest (Fayetteville, NC) High School where he was an Under Armour All-American, All-State selection, four-star prospect and top-five ranked DT in the country ... first-team Mid-South All-Conference pick after totaling 82 tackles as a senior ... helped lead the Trojans to a 10-2 record and its second-consecutive playoff appearance ... first-team Mid-South All-Conference honoree with 108 tackles, seven for loss and four sacks as a junior ... earned a Sociology degree in December, 2018.

**GAILLARD COLLEGE STATS:**

**GP/GS (Career):** 44/42; **2018:** 14/14; **2017:** 15/15; **2016:** 13/13; **2015:** 2/0





# MAX GARCIA

**73 | OFFENSIVE LINEMAN | 6-4 | 309**

**COLLEGE:** Florida

**HOMETOWN:** Norcross, GA

**HOW ACQUIRED:** UFA-19 (Den)

**DOB:** November 9, 1991

**YEARS NFL/CARDINALS:** 5/1

## PRO CAREER:

Selected by the Denver Broncos in the fourth round (133rd overall) of the 2015 NFL Draft. Spent four seasons in Denver before signing a one-year contract with the Cardinals on 3/16/19.

**2018:** Played nine games (four starts) before an ACL injury ended his season ... appeared on special teams in the first five games of the season ... started at RG and saw action at LG vs. LAR (10/14) ... started at LG in the next three contests - @ AZ (10/18), @ KC (10/28) and vs. Hou (11/4) ... suffered an ACL injury in a Week 11 practice and was inactive @ LAC (11/18), ending streak of 57 consecutive games played ... placed on IR on 11/20.

**2017:** Started all 16 games at LG for the second consecutive season, pushing his streak to 48 consecutive games played to begin his NFL career ... called for holding just once and allowed just four sacks on the season, according to STATS, Inc. ... part of an offense that rushed for 100+ yards in 11 games and 140 yards in six contests; only Jacksonville (8) and New Orleans (7) rushed for 140+ yards in more games ... helped C.J. Anderson (1,007) register his first career 1,000-yard campaign.

**2016:** Started all 16 games at LG and every offensive snap in his second NFL season ... allowed just three sacks and was called for holding just twice in 16 games during the regular season, according to STATS, Inc. ... played the 32nd consecutive game of his NFL career vs. Oak (1/1/17).

**2015:** Played all 16 regular season (five starts) and three postseason contests as a rookie ... played LG and RG, helping the

Broncos rush for 100+ yards in nine games and 140+ yards in six games ... made his NFL debut on the O-line and special teams vs. Bal (9/13) ... made his first career start at LG on Sunday Night Football vs. NE (11/29), playing all 79 offensive snaps at both guard positions; helped rush for 179 yards and three TDs on 32 attempts ... started at LG @ Pit (12/20) which would begin a streak of 35 consecutive regular season starts at LG ... made his postseason debut in the Divisional Round matchup vs. Pit (1/17/16) ... played 26 snaps on the offensive line in the AFC Championship Game vs. NE (1/24/16) ... played on offense and special teams in Super Bowl 50 vs. Car (2/7/16).

## COLLEGE:

Started 37-of-39 games played at Florida and the Maryland, earning starts at LT, LG and center ... played in the 2015 Senior Bowl and Medal of Honor Bowl ... voted second-team All-SEC as a senior in 2014 after starting all 13 games at center for the Gators following an offseason transition from LT and LG ... graded out to more than 97 percent in his 757 snaps played ... member of the Rimington Trophy (nation's top center) watch list ... named SEC Offensive Lineman of the Week on two occasions ... as a junior in 2013, started all 12 games and saw action at both LT and LG in his first year with the Gators ... anchored the offensive line after being the only starter to not miss time due to injury ... redshirted in 2012 ... started 12 games at left tackle for Maryland in 2011.

## PERSONAL:

Attended Norcross (GA) High School where he was named honorable mention Class 5A All-Georgia as a senior ... also competed in the shot put and discus events and traveled to Australia in the summer of 2009 to compete in a World Track meet ... majored in Family, Youth and Community Sciences.

## GARCIA CAREER STATS:

GP/GS (Career): 57/41; 2018 (DEN): 9/4; 2017 (DEN): 16/16; 2016 (DEN): 16/16; 2015 (DEN): 16/5

## GARCIA POSTSEASON STATS:

GP/GS (Career): 3/0; 2015 (DEN): 3/0

**DENNIS GARDECK****92 | LINEBACKER | 6-0 | 232****COLLEGE:** Sioux Falls**HOMETOWN:** Lake in the Hills, IL**HOW ACQUIRED:** FA-18**DOB:** August 9, 1994**YEARS NFL/CARDINALS:** 2/2**NOTE CARDS**

- Originally signed by the Cardinals as a rookie free agent out of Sioux Falls in 2018, Gardeck appeared in all 16 games in his debut season. He was one of four rookies who appeared in all 16 games for Arizona in '18, joining C Mason Cole, RB Chase Edmonds and LB Ezekiel Turner.
- Led all NFL rookies with 388 total snaps on special teams in 2018. Among all NFL players, only Jets WR Terrence Brooks (395) played more snaps on special teams last season.
- Finished the 2018 season with eight special teams tackles and scored his first career TD in the season finale at Seattle when he recovered a blocked punt in the endzone. It was his first TD since his senior year at Crystal Lake (IL) South High School when he returned a fumble 80 yards for a TD.

**PRO CAREER:**

Signed by the Cardinals as a rookie free agent on 4/30/18 and appeared in all 16 games for during his rookie season.

**2018:** Saw action in all 16 games, collected eight special teams tackles and led all NFL rookies with 388 special teams snaps ... made his NFL debut on special teams in the season-opener vs. Was (9/9) ... notched his first-career special teams tackle @ LAR (9/16) ... tackled Rashaad Penny on a kickoff return vs. Sea (9/30) ... tackled Marcus Sherels after a five-yard punt return following the Cardinals first possession of the game @ Min (10/14) ... tallied a career-high two special teams tackles vs. SF (10/28) ... dropped Tyreek Hill for a two-yard loss at the Chiefs 18-yard line on punt coverage @ KC (11/11) ... recovered a loose ball in the Seattle end zone for his first-career TD after Cameron Malveaux blocked a punt at the Seahawks 25-yard line with 21 seconds left in the third quarter @ Sea (12/30); also tackled Tyler Lockett on a kickoff and deflected a punt that led to an Arizona TD earlier in the game.

**COLLEGE:**

Recorded 345 tackles, 32 sacks, 57.5 tackles for loss, nine forced fumbles, two fumble recoveries and one INT in three seasons at

West Virginia State and one at Sioux Falls ... played three seasons at WVSU before transferring to Sioux Falls in 2017 as a graduate transfer ... named to five Division II All-America teams as a senior in 2017 after leading the Cougars with 14 sacks, 75 tackles and 21 tackles for loss to go along with two forced fumbles and one fumble recovery ... selected as a finalist for the Cliff Harris Award (Small College Defensive Player of the Year) and nominated for the Harlon Hill Trophy as the DII Player of the Year in 2017, while earning first-team All-NSIC and NSIC Defensive Newcomer of the Year honors ... as a junior at West Virginia State in 2016, named second-team All-Mountain East after collecting 111 tackles, three sacks, four forced fumbles and seven tackles for loss ... named first-team All-Mountain East as a sophomore in 2015 after posting 102 tackles, 22.5 tackles for loss, eight passes defended, three forced fumbles, an INT and a fumble recovery.

**PERSONAL:**

Attended Crystal Lake (IL) South High School where he earned All-Fox Valley Conference and All-Area honors as a senior linebacker ... also earned second-team all-conference honors as a defenseman in lacrosse ... earned his degree from West Virginia State and is currently studying for a Master of Business Administration degree at USF.

**GARDECK CAREER STATS**

DATE TEAM	GP	GS	TACKLES							QBH	INTERCEPTIONS					FUMBLES			ST				
			TK	S	A	TFL	YDS	SK	YDS		NO	YDS	LG	TD	PD	FF	FR	YDS	TK	S	A	FF	FR
2018 Cardinals	16	0	0	0	0	0	0	0.0	0.0	0	0	0	0	0	0	0	0	0	8	5	3	0	0
<b>NFL TOTALS</b>	<b>16</b>	<b>0</b>	<b>0</b>	<b>0</b>	<b>0</b>	<b>0</b>	<b>0</b>	<b>0.0</b>	<b>0.0</b>	<b>0</b>	<b>0</b>	<b>0</b>	<b>0</b>	<b>0</b>	<b>0</b>	<b>0</b>	<b>0</b>	<b>0</b>	<b>8</b>	<b>5</b>	<b>3</b>	<b>0</b>	<b>0</b>

**SINGLE-GAME HIGHS: DEFENSIVE****Special Teams Tackles**

2 vs. San Francisco 49ers, Oct 28, 2018

**Additional Special Teams Statistics:** TD: Recovered blocked punt in endzone at Seattle, Dec 30, 2018



# MARCUS GILBERT

**76 | OFFENSIVE LINEMAN | 6-6 | 330**

**COLLEGE:** Florida

**HOMETOWN:** Fort Lauderdale, FL

**HOW ACQUIRED:** TR-19 (Pit)

**DOB:** February 15, 1988

**YEARS NFL/CARDINALS:** 9/1

## NOTE CARDS

- Selected by the Steelers in the second round (63rd overall) in the 2011 NFL Draft, started 87 of 88 games played during the regular season in addition to all eight postseason contests.
- During his time in Pittsburgh, Gilbert blocked for QB Ben Roethlisberger – who threw for 4,000+ yards five times – and RB Le'Veon Bell – who rushed for 1,000+ yards three times.

### PRO CAREER:

Selected by the Steelers in the second round (63rd overall) of the 2011 NFL Draft. Signed a six-year contract with Pittsburgh on 8/19/14. Traded to the Cardinals in exchange Arizona's 2019 sixth-round pick (207th overall) on 3/13/16.

**2018:** Started five games at RT (Games 1-2 and 4-6) before a knee injury ended his season ... inactive with a hamstring injury in Week 3 and inactive in Weeks 8-15 with a knee injury ... placed on injured reserve (knee) on 12/15 ... helped Steelers pile up over 470 net yards of offense in each of the two first two games of the season: 472 @ Cle (9/9) and 475 vs. KC (9/16); Ben Roethlisberger threw for 787 total yards in the first two games ... Steelers put up over 400 yards of total offense in three of Gilbert's five starts, 300+ passing yards in three starts and 100+ rushing yards in three of his starts.

**2017:** Started all seven regular season games he played at RT and started the Steelers postseason matchup ... part of an O-line that yielded just 24 sacks, tied for the third-fewest in the NFL ... missed five contests due to hamstring injury (Games 3-5 and 7-8) and reserve/suspended for Games 11-14 ... team had 100+ rushing yards in four of his seven starts during the regular season ... part of an O-line that gave up zero sacks on 29 pass attempts @ Hou (12/25) ... started at RT in the AFC Divisional matchup vs. Jax (1/14/18), but left the game with a head injury and did not return.

**2016:** Started 13 regular season games and all three postseason games at RT ... missed three games (Weeks 5-7) due to an ankle injury ... helped gain over 400 total yards in five contests and 100+ rushing yards in eight matchups during the regular season ... part of an O-line that led the way for Le'Veon Bell to rush for 1,268 yards for his second career 1,000-yard campaign ... helped the offense rank seventh in the NFL in total yards and 10th in points per game ... O-line gave up one sack or fewer in eight of 13 games Gilbert started during the regular season, including just seven sacks total over the final seven games ... part of an O-line that allowed just two sacks total in three postseason contests while rushing for 404 yards (134.7 ypg).

**2015:** Started all 16 games at RT for the second time in his career and second time in three seasons ... also started both postseason contests ... helped offense pile up 450+ net yards in six games, including four straight (Games 9-12) to tie an NFL record ... part of an O-line that did not allow a sack in three games during the regular season ... made his fourth straight season-opening start at RT and was part of an offense that

produced a 300-yard passer (Roethlisberger, 351), a 100-yard rusher (DeAngelo Williams, 127) and 100-yard receiver (Antonio Brown, 133) in the season opener @ NE (9/10) ... blocked for an offense that totaled a season-high 597 total net yards (195 rushing, 402 passing) in a victory vs. Oak (11/8) ... started at RT in the Wild Card matchup @ Cin (1/9/16) and helped lead the Steelers on a nine-play, 74-yard game-winning drive that resulted in a 35-yard FG for a 18-16 victory ... started in the AFC Divisional game @ Den (1/17/16).

**2014:** Started all 12 games he played at RT during the regular season and started the team's postseason contest ... helped Le'Veon Bell establish career highs in rushing yards (1,361) and receiving yards (854) on his way to establishing a franchise single-season record with 2,215 yards from scrimmage; also became just the second player in NFL history (Marshall Faulk in 1999) with 1,350+ rushing yards and 850+ receiving yards in a season ... protected Ben Roethlisberger as he threw for an NFL-high 4,952 passing yards with 32 TD passes ... Steelers finished the season with the NFL's #2 ranked offense and #2 ranked passing attack while leading the league in average time of possession ... blocked for an offense that set team single-season records for points (436), total yards (6,577) and total first downs (379) during the regular season ... missed one game with a concussion and three games with an ankle injury ... helped Roethlisberger throw six TD passes in back-to-back games vs. Ind (10/26) and vs. Bal (11/2) as he established an NFL record for TD passes in consecutive games (12) ... led the way for Bell, who rushed for 204 yards @ Ten (11/17), the fourth-highest single-game rushing total in franchise history ... started at RT in the AFC Wild Card matchup vs. Bal (1/3/15) but left late in the fourth quarter (ankle).

**2013:** Started all 16 games at RT for the first time in his career and was the only Steelers offensive lineman to start every contest ... blocked for Ben Roethlisberger who threw for 4,261 yards and 28 TDs ... part of an O-Line that allowed just seven sacks over the final seven games of the season ... helped the Pittsburgh offense post 434 yards and four drives of 75+ yards vs. Min (9/29) at London's Wembley Stadium ... part of an offensive line that did not allow a sack @ Cle (11/24), snapping a streak of 22 games in which the Steelers had allowed at least one sack ... for the second consecutive game, part of an O-Line that did not allow a sack while also helping the offense to three scoring drives of 60+ yards in its final four possessions @ Bal (11/28) ... led the way as rookie RB Le'Veon Bell had his first career 100-yard rushing performance (124 yards on 24 carries) @ GB (12/22).

**2012:** Started the first five games of the season at RT before





suffering an ankle injury ... inactive (ankle) for six games before being placed on injured reserve on 11/26.

**2011:** Started 13 of the 14 games he played during the regular season and started the Steelers lone postseason contest as a rookie, becoming the first Pittsburgh rookie to start at tackle since Willie Colon (2006) ... recipient of the Joe Greene Great Performance Award ... helped Steelers offense average 372.3 yards per game and for QB Ben Roethlisberger who threw for 4,077 yards and 21 TDs ... made his NFL debut when he started at RT vs. Sea (9/18) ... started at RT and helped the Steelers rush for 174 yards and for Roethlisberger to pass for 228 yards and five TDs vs. Ten (10/9) ... inactive (shoulder) vs. Jax (10/16) ... blocked for a Steelers offense that piled up 445 total net yards @ AZ (10/23) ... helped Pittsburgh offense go over 400+ total net yards for the second consecutive game as they finished with 427 vs. NE (10/30) ... saw action on special teams vs. StL (12/24), marking the only game he did not start in his NFL career ... made his first career postseason start in the AFC Wild Card game @ Den (1/8/12).

#### GILBERT CAREER STATS:

GP/GS (Career): 88/87; 2018 (PIT): 5/5; 2017 (PIT): 7/7; 2016 (PIT): 13/13; 2015 (PIT): 16/16; 2014 (PIT): 12/12; 2013 (PIT): 16/16; 2012 (PIT): 5/5; 2011 (PIT): 14/13

#### GILBERT POSTSEASON STATS:

GP/GS (Career): 8/8; 2017 (PIT): 1/1; 2016 (PIT): 3/3; 2015 (PIT): 2/2; 2014 (PIT): 1/1; 2011 (PIT): 1/1

#### COLLEGE:

Played 52 games (30 starts) where he was a member of two National Championship teams (2006 and '08) ... named second-team (The NFL Draft Report) and third-team (Phil Steele) All-SEC with 142 knockdowns and 22 TD-resulting blocks in 13 games (all starts) as a senior in 2010 ... started all 14 games for the 13-1 Gators squad that won the Allstate Sugar Bowl and finished third in the final polls ... played 13 games during Florida's SEC and BCS National Championship season in 2008.

#### PERSONAL:

Two-way lineman at St. Thomas Aquinas (Ft. Lauderdale, FL) High School ... class 5A All-District XVI honors and 2006 Cali-Florida Bowl participant ... also played basketball and threw shotput and discus for the track and field team ... father, Jeff, is a retired secret service agent who protected Presidents Bill Clinton and Barack Obama ... received special recognition from President Obama during the Gators White House visit to celebrate their 2008 National Championship ... majored in Family, Youth and Community Science.



# ZANE GONZALEZ

5 | KICKER | 6-0 | 202

COLLEGE: Arizona State

HOW ACQUIRED: FA-18

YEARS NFL/CARDINALS: 3/2

HOMETOWN: Deer Park, TX

DOB: May 7, 1995

#### NOTE CARDS

- Attended Arizona State, where he was named the 2016 Lou Groza Award winner as the best kicker in college football. In four seasons with the Sun Devils, became the FBS all-time leader in FGs made (96) and points by a kicker (494). Also became the first player in FBS history to make 20 or more FGs in each of his four seasons, tied the FBS record for career games with four or more FGs (six) and FGs from 50+ yards in a single game (three).
- In Week 17 of the 2018 season at Seattle, connected on FGs of 50 and 55 yards, becoming the first Cardinals player with multiple FGs of 50+ yards in a game since Neil Rackers in 2005.

#### PRO CAREER:

Selected by the Browns in the seventh round (224th overall) of the 2017 NFL Draft. Released by Cleveland on 9/17/18 and signed to the Cardinals practice squad on 11/20/18. Elevated to Arizona's active roster on 11/26/18.

**2018:** Appeared in seven games for the Browns (two) and Cardinals (five) during his second NFL season ... opened the year in Cleveland, released on 9/17 and signed to Arizona's practice squad on 11/20 ... elevated to the active roster on 11/26 and played the final five games for the Cardinals ... made seven-of-nine FGAs in five games after being elevated to the Cardinals active roster from the team's practice squad in Week 13 ... converted two PATs and two 44-yard FGs, including a game-

winner with 1:41 remaining in the game, in snowy and windy conditions @ GB (12/2); sealed his first-career NFL win and the Cardinals first road victory over the Packers since 1949 with his game-winning FG ... matched a career high with three made FGs, including two from 50+ yards @ Sea (12/30); connected on a career-long 55-yard FG to tie the game, 24-24, with 1:49 left in the fourth quarter; became the first Cardinals kicker to make multiple 50-yard FGs in a game since Neil Rackers (9/25/05 at Seattle).

**2017:** Converted 15-of-20 FGAs and 25-of-26 PATs for 70 points ... set a rookie franchise record for made FGs (15) and scored the second-most points (70) by a Browns rookie in team history ... matched a rookie franchise record set in 1987 by Jeff



Jaeger with a career-high three FGs (31, 47, 54) vs. Ten (10/22); 54-yard FG that sent the Titans game into OT was the longest ever by a Browns rookie and the longest among all Cleveland kickers since Phil Dawson's 54-yard against the Bengals in 2011.

#### COLLEGE:

The 2016 Lou Groza Award winner (nation's top college kicker) played 51 games in four seasons (2013-16) ... became the FBS all-time leader in FGs made (96) and points by a kicker (494) ... also became the first player in FBS history to kick 20 or more FGs in each of his four seasons ... tied the FBS record for career games with four or more FGs (six) and FGs from 50+ yards in a

single game (three) ... finished with an 82.8 career FG percentage ... converted 23-of-25 FGs (92%) as a senior in 2016, including a career-long 59-yarder (longest FBS FG that season) ... made a career-high 26 FGs as a junior in 2015 ... took over kickoff duties in 2015, accumulating 126 touchbacks in two seasons.

#### PERSONAL:

Attended Deer Park (TX) High School where he was perfect on all FG and PAT attempts as a senior in 2012 ... also played soccer for four years ... majored in Communications with a minor in Business.

### GONZALEZ CAREER STATS

DATE TEAM	GP	FGM	FGA	PCT.	LG	XP	XPA	PCT.	BLK	PTS
2017 Browns	16	15	20	75.0	54	25	26	96.2	0	70
2018 Browns	2	2	5	40.0	39	3	5	60.0	1	9
Went from Browns to Cardinals.										
2018 Cardinals	5	7	9	77.8	55	5	6	83.3	0	26
2018 TOTAL	7	9	14	64.3	55	8	11	72.7	1	35
NFL TOTALS	23	24	34	70.6	55	33	37	89.2	1	105

### GONZALEZ CAREER STATS

DATE TEAM	1-19	PCT.	20-29	PCT.	30-39	PCT.	40-49	PCT.	50+	PCT.
2017 Browns	0-0	0.0	5-5	100.0	4-6	66.7	4-6	66.7	2-3	66.7
2018 Browns	0-0	0.0	0-0	0.0	2-2	100.0	0-2	0.0	0-1	0.0
Went from Browns to Cardinals.										
2018 Cardinals	0-0	0.0	1-1	100.0	2-2	100.0	2-2	100.0	2-4	50.0
2018 TOTAL	0-0	0.0	1-1	100.0	4-4	100.0	2-4	50.0	2-5	40.0
NFL TOTALS	0-0	0.0	6-6	100.0	8-10	80.0	6-10	60.0	4-8	50.0

#### SINGLE-GAME HIGHS: KICKER

##### Field Goals Made

3 at Seattle Seahawks, Dec 30, 2018  
...2 more at 3.

##### Field Goal Attempts

4 at New Orleans Saints, Sep 16, 2018  
...1 more at 4.

##### Longest Field Goals Made

55 at Seattle Seahawks, Dec 30, 2018

##### PATs Made

4 at Indianapolis Colts, Sep 24, 2017

##### PAT Attempts

4 at Indianapolis Colts, Sep 24, 2017

##### Points

10 at Seattle Seahawks, Dec 30, 2018  
...1 more at 10.



## COLBY GOSSETT

70 | OFFENSIVE LINEMAN | 6-5 | 331

COLLEGE: Appalachian State

HOMETOWN: Cumming, GA

HOW ACQUIRED: FA-18

DOB: June 23, 1995

YEARS NFL/CARDINALS: 2/2

#### PRO CAREER:

Selected by the Vikings in the sixth round (213th overall) of the 2018 NFL Draft. Waived on 9/1/18 and signed to Minnesota's practice squad on 9/2/18. Signed by the Cardinals off the Vikings

practice squad on 10/30/18.

**2018:** Signed by the Cardinals from the Vikings practice squad in Week 9 and played five games, starting the season's final four



at LG for a unit that started 10 different offensive line combinations ... joined C Mason Cole and LT Korey Cunningham as the first rookie trio since 1978 to start at LT, LG and center (excluding the 1987 strike season) ... inactive @ KC (11/11), vs. Oak (11/18) and @ LAC (11/25) ... made his NFL debut at RG @ GB (12/2); part of unit that gained a season-high 182 rushing yards and allowed just two sacks to a Packers defense that entered the game with the NFL's third-most sacks (37) ... played every offensive snap at LG in his first-career start vs. Det (12/9).

**COLLEGE:**

Played 47 games and started 46 straight to finish his college career ... earned first-team All-Sun Belt Conference honors as a junior and senior ... part of two (2016-17) Sun Belt Conference championship teams, member of the 11-2 Mountaineer squad in 2015 and helped the team win bowl games in each of his final three seasons (2015-17) ... started all 13 games at RG and helped

the team go 9-4 and win the Sun Belt Conference as a senior in 2017 ... did not allow a sack on the season and was flagged for just three penalties ... started all 13 games at RG and helped the Mountaineers to a 10-3 mark and a Sun Belt title as a junior in 2016 ... allowed one sack on the season ... started all 13 games for the 11-2 squad that finished runner-up in the Sun Belt in 2015 ... stepped into the starting lineup as a redshirt freshman in the final seven games of the 2014 season, helping the team win six of those seven games and finish the season 7-5 ... made first career start against Liberty ... redshirted in 2013.

**PERSONAL:**

Two-way player (OT/DE) at North Forsyth (Cumming, GA) High School where he was named first-team all-region offensive lineman as a senior ... played in the 2012 Chamber Bowl all-star game ... has four sisters, and married his wife, Hannah, in July 2018 ... avid outdoorsman who enjoys hunting and fishing ... earned bachelor's degree in Business Management.

**GOSSETT CAREER STATS:**

GP/GS (Career): 5/4; 2018 (AZ): 5/4

**RODNEY GUNTER**

**95 | DEFENSIVE LINEMAN | 6-5 | 305**

**COLLEGE:** Delaware State

**HOMETOWN:** Lake Hamilton, FL

**HOW ACQUIRED:** D4-15

**DOB:** January 19, 1992

**YEARS NFL/CARDINALS:** 5/5

**NOTE CARDS**

- The Cardinals entered the fourth round of the 2015 NFL Draft with the 123rd overall selection and made a trade with Cleveland to move up to the 116th overall pick where they selected Gunter out of Delaware State.
- Appeared in all 64 games (25 starts) in his first four seasons (2015-18) with the Cardinals, totaling 124 tackles, 8.0 sacks, 22 tackles for loss, a pass defended, two forced fumbles, a fumble recovery and a blocked FG during the regular season.
- In 2018, set career highs with 48 tackles, 14 tackles for loss, 4.5 sacks, one pass defended and two forced fumbles while starting 10 games.
- Did not receive a lot of attention from college scouts coming out of Haines City (FL) High School, where he played just one season of football. His time on the gridiron was cut short due to working 32 hours a week after school as a dishwasher and waiter at Spring Haven Retirement Home to help pay the household bills for his single mother and two younger brothers.

**PRO CAREER:**

The Cardinals fourth-round selection (116th overall) in the 2015 NFL Draft, Gunter played all 64 games (25 starts) in his first four seasons with Arizona. Re-signed with the Cardinals on 4/8/19, signing a one-year contract as a free agent.

**2018:** Played all 16 games (10 starts) for the fourth consecutive season and set career highs with 48 tackles, 14 tackles for loss, 4.5 sacks, one pass defended and two forced fumbles ... started and collected four tackles, two for loss, two QB hits and his first-career forced fumble @ SF (10/7); forced a Raheem Mostert fumble that was returned 49 yards to the 49ers 18-yard line by Patrick Peterson, setting up a Cardinals TD four plays later ... started and had a career-high-tying seven tackles, one for loss, two QB hits, two QB pressures and a half-sack for a unit that limited the 49ers to 160 net passing yards vs. SF (10/28); paired with Budda Baker to sack C.J. Beathard on third-and-six late in the fourth quarter to force a 49ers punt ... recorded two tackles, both for loss, two QB hits, a QB pressure and a sack for a unit that held the NFL's top-ranked scoring

offense to a season-low 26 points @ KC (11/11); tallied one of Arizona's five sacks, dropping Patrick Mahomes for a seven-yard loss in the second quarter ... matched a career high with seven tackles, including one for loss, and had a QB pressure vs. Oak (11/18) ... had a strip-sack of Philip Rivers, adding four tackles, two for loss, two QB hits, a QB pressure and his first-career pass defended @ LAC (11/25) ... had two tackles, one for loss and a QB pressure for a defense that held Aaron Rodgers to a 4.66 yards-per-pass-attempt average (233 yards on 50 attempts) and a 79.8 passer rating @ GB (12/2) ... had five tackles, two for loss, a career-high two sacks and two QB hits for a defense that held the Seahawks to 109 net passing yards @ Sea (12/30); both sacks occurred on third down, forcing two of Seattle's eight punts.

**2017:** Played in all 16 games for the third consecutive season, recording 24 tackles, a tackle for loss, a sack, eight QB pressures and four QB hits for the NFL's sixth-ranked defense ... posted a season-high five tackles on just 15 defensive snaps vs. SF (10/1) ... tallied three tackles and one QB pressure @ Phi (10/8) ... dropped C.J. Beathard for a six-yard loss, which helped force a





three-and-out in the second quarter @ SF (11/5) ... stepped into the starting lineup and posted two tackles and one QB pressure @ Hou (11/19) ... started and tallied one tackle and a QB pressure for a defense that held the NFL's No. 1 rushing attack (160.6 ypg) to 91 yards on the ground vs. Jax (11/26) ... tallied two tackles, two QB pressures and a QB hit for a defense that held the Titans to 204 total net yards (fewest by any opponent in 2017) vs. Ten (12/10) ... had two tackles for a defense that held the Redskins to a season-low 31 rushing yards @ Was (12/17) ... started and notched two tackles in the shutout win vs. NYG (12/24).

**2016:** Appeared in all 16 games (one start) and had 18 tackles, two for loss, 1.5 sacks and a fumble recovery ... added nine QB pressures, four QB hits and a blocked FG ... registered two tackles @ SF (10/6) ... collected one solo tackle each vs. NYJ (10/17) and vs. Sea (10/23) ... recorded three tackles @ Car (10/30) ... made only start @ Min (11/20) ... recorded one solo tackle for loss and two QB pressures vs. Was (12/4) ... recovered a fumble in the first quarter @ Mia (12/11) ... had one solo tackle vs. NO (12/18) ... blocked a Steven Hauschka 45-yard FGA in the first quarter and then sacked Russell Wilson on fourth-and-goal from the one-yard line @ Sea (12/24); marked first-career blocked kick and his second-career sack; added a season-best four solo tackles, including one for loss ... shared a sack of Jared Goff with Markus Golden in the third quarter @ LAR (1/1/17); also had two solo tackles.

**2015:** Played in all 16 games and made 11 starts at NT, totaling 34 tackles, one sack and five tackles for loss ... tied for third on the team with 12 QB pressures and added two QB hits ... added six tackles and four QB pressures in two playoff games ... totaled two tackles in NFL debut vs. NO (9/13) ... made first career start at NT and had one QB pressure @ Chi (9/20) ... recorded four tackles, including one for loss vs. SF (9/27) ... collected two tackles, including one for loss, and had two QB pressures @ Det (10/11) ... tied then season high with four tackles @ Pit (10/18) ... registered his first career sack vs. Cin

(11/22), taking down Andy Dalton for a 10-yard loss in the fourth quarter; added three tackles, including one for loss, and two QB pressures ... led the D-line with a career-best seven solo tackles, including two for loss vs. Sea (1/3/16) ... recorded three tackles in Divisional Playoff vs. GB (1/16/16) ... had three tackles and a team-high four QB pressures in NFC Championship Game @ Car (1/24/16).

#### COLLEGE:

A four-year starter and three-time All-MEAC selection, totaled 188 tackles, 37 tackles for loss, 18.0 sacks, a forced fumble and a fumble recovery during his career ... led the team in sacks each of his final three seasons ... was a Delaware State and MEAC Scholar-Athlete ... earned second-team All-MEAC honors after posting a career-high 57 tackles, seven sacks and 12 tackles for loss as a senior in 2014 ... his seven sacks led the Hornets and ranked eighth in the MEAC ... finished 16th in the league with 12 tackles for loss ... named first-team All-MEAC as a junior after posting 43 tackles and a team-high 4.5 sacks ... marked second straight season leading the team in sacks ... finished second on the team with 10.5 tackles for loss ... appeared in all 11 games in 2012 and was named second-team All-MEAC after posting 49 tackles and a team-high 5.5 sacks ... led all D-linemen with 27 solo tackles and ranked second on the team with nine tackles for loss ... also credited with three QB hurries, a forced fumble, a fumble recovery and a pass defended ... played in all 11 games as a true freshman and ranked fifth on the Hornets with 39 total tackles (24 solos) ... also finished fifth on the team with 4.5 tackles for loss to go along with a sack and a QB hurry.

#### PERSONAL:

Attended Haines City (FL) High School where he was a standout performer in both football and basketball ... played just one season of football ... earned honorable mention All-State honors as a senior in his lone season on the gridiron ... cousin of D.C. Jefferson, who played football at Rutgers and was a seventh-round selection (219th overall) of the Cardinals in the 2013 NFL Draft.

### GUNTER CAREER STATS

DATE TEAM	GP GS	TK	S	A	TACKLES					QBH	INTERCEPTIONS					FUMBLES		
					TFL	YDS	SK	YDS	YDS		NO	YDS	LG	TD	PD	FF	FR	YDS
2015 Cardinals	16 11	34	17	17	5	14	1.0	10.0	2		0	0	0	0	0	0	0	0
2016 Cardinals	16 1	18	14	4	2	7	1.5	11.0	4		0	0	0	0	0	0	1	0
2017 Cardinals	16 3	24	12	12	1	6	1.0	6.0	4		0	0	0	0	0	0	0	0
2018 Cardinals	16 10	48	34	14	14	31	4.5	32.0	12		0	0	0	0	1	2	0	0
<b>NFL TOTALS</b>	<b>64 25</b>	<b>124</b>	<b>77</b>	<b>47</b>	<b>22</b>	<b>58</b>	<b>8.0</b>	<b>59.0</b>	<b>22</b>		<b>0</b>	<b>0</b>	<b>0</b>	<b>0</b>	<b>1</b>	<b>2</b>	<b>1</b>	<b>0</b>

### GUNTER POSTSEASON STATS

DATE TEAM	GP GS	TK	S	A	TACKLES					QBH	INTERCEPTIONS					FUMBLES		
					TFL	YDS	SK	YDS	YDS		NO	YDS	LG	TD	PD	FF	FR	YDS
2015 Cardinals	2 0	6	3	3	0	0	0.0	0.0	0		0	0	0	0	0	0	0	0
<b>NFL TOTALS</b>	<b>2 0</b>	<b>6</b>	<b>3</b>	<b>3</b>	<b>0</b>	<b>0</b>	<b>0.0</b>	<b>0.0</b>	<b>0</b>		<b>0</b>	<b>0</b>	<b>0</b>	<b>0</b>	<b>0</b>	<b>0</b>	<b>0</b>	<b>0</b>



## SINGLE-GAME HIGHS: DEFENSIVE

<b>Total Tackles</b>	7 vs. Oakland Raiders, Nov 18, 2018 ...2 more at 7.	<b>Forced Fumbles</b>	1 at Los Angeles Chargers, Nov 25, 2018 ...1 more at 1.
<b>Sacks</b>	2.0 at Seattle Seahawks, Dec 30, 2018	<b>Fumble Recoveries</b>	1 at Miami Dolphins, Dec 11, 2016
<b>Passes Defensed</b>	1 at Los Angeles Chargers, Nov 25, 2018	<b>Tackles For Loss</b>	2 at Seattle Seahawks, Dec 30, 2018 ...4 more at 2.

## SINGLE-GAME HIGHS - POSTSEASON: DEFENSIVE

<b>Total Tackles</b>	3 at Carolina Panthers, Jan 24, 2016 ...1 more at 3.
----------------------	---

**Additional Special Teams Statistics:** Blocked Field Goals: 1: at Seattle, Seahawks Dec 24, 2016

**JORDAN HICKS****58 | LINEBACKER | 6-1 | 236****COLLEGE:** Texas**HOMETOWN:** Cincinnati, OH**HOW ACQUIRED:** UFA-19 (Phi)**DOB:** June 27, 1992**YEARS NFL/CARDINALS:** 5/1

## NOTE CARDS

- Signed a four-year contract with the Cardinals on 3/15/19 as a free agent after beginning his NFL career with the Eagles.
- A third-round selection (84th overall) by Philadelphia in the 2015 NFL Draft, Hicks played 43 games (40 starts) for the Eagles, totaling 266 tackles, 12 tackles for loss, five sacks, seven INTs (one returned for a TD), 19 passes defensed, a forced fumble and six fumble recoveries.
- Has recorded 12 total takeaways (seven INTs, five FR) in 43 career NFL games.

**PRO CAREER:**

Entered the NFL as a third-round (84th overall) selection of the Eagles in the 2015 NFL Draft. Played four seasons in Philadelphia before signing a four-year contract with the Cardinals on 3/15/19 as an unrestricted free agent.

**2018:** Started 12 games and appeared in both postseason contests (one start) ... recorded 89 tackles, a career-high 3.0 sacks, six QB hits, five tackles for loss, five passes defensed and a fumble recovery in the regular season ... had a team-high seven tackles, a career-high 1.5 sacks, a tackle for loss, two QB hits and a pass defensed vs. Atl (9/6) ... had a team-high nine tackles and recovered a WR Mike Evans fumble to end a scoring threat @ TB (9/16) ... recorded a team-high eight tackles (all solo) and tied his single-game career high with two passes defensed vs. Ind (9/23) ... led the team in tackles (10) and added one pass defensed @ NYG (10/17) ... posted a season-high 13 tackles, tied his career high with 1.5 sacks, adding two QB hits and a tackle for loss vs. Jax (10/28) at Wembley Stadium in London; marked the seventh time in the first eight games that he led the team in tackles ... inactive for Weeks 12-15 with a calf injury ... started in his postseason debut and had four tackles, a tackle for loss and a QB hit in the Wild Card victory @ Chi (1/6/19) ... totaled nine tackles in the Divisional matchup @ NO (1/13/19).

**2017:** Started the first seven games and had 28 tackles and a fumble recovery before an Achilles injury ended his season ... posted seven tackles and recovered a fumble forced by Fletcher Cox in the season opener @ Was (9/10); marked his 12th-career takeaway ... led the team with a season-high nine tackles @ LAC (10/1) ... suffered an Achilles injury on Monday Night Football

vs. Was (10/23) ... placed on injured reserve on 10/31.

**2016:** Started all 16 games in his second NFL season and registered career highs in tackles (95), INTs (five) and passes defensed (11) ... led all NFL LBs and tied for fifth in the NFL with five INTs; league's only non-DB with at least five INTs, the most by a non-DB for the Eagles since 1974 (Bill Bergey, five) ... joined Rams LB Alex Ogletree (11) as the NFL's only ILBs with at least 11 passes defensed ... with six total takeaways in 2016 (five INT, one FR), became the first NFL LB to record 11+ takeaways in their first 24 career games since Hall of Famer Jack Ham (1971-72) ... had his first takeaway of the season @ Chi (9/19) when he jumped on a loose ball following a sack of QB Jay Cutler in the third quarter ... finished with a season-high 12 tackles, a sack, a career-high three tackles for loss, two QB hits and two passes defensed vs. Min (10/23) ... posted 10 tackles, his first INT of the season and a tackle for loss @ Dal (10/30); with the game tied at 10 late in the second quarter, intercepted a Dak Prescott pass at the Eagles goal line that resulted in a touchdown and Philly took a 13-10 halftime lead on the ensuing possession ... had seven tackles, an INT and two passes defensed @ NYG (11/6); with Eagles trailing 28-23 with under two minutes remaining, intercepted an Manning pass at the Giants 37-yard line that gave Philly possession and a chance to win the game ... recorded five tackles and his first-career multi-INT performance with two INTs off Mark Sanchez in the regular season finale vs. Dal (1/1/17); became the first Eagles LB with multiple INTs in a game since William Thomas (2) on 9/22/96 @ Atl.

**2015:** Appeared in eight games (five starts) during his rookie campaign, collecting 54 tackles, a sack, two INTs (one returned for a TD), three passes defensed, a career-high three fumble



recoveries, a forced fumble and a special teams tackle ... saw his first-career action on defense, totaling seven tackles and dropping QB Tony Romo for a sack-fumble in the third quarter vs. Dal (9/20) ... made first-career start and established a single-game career high with 14 tackles while adding his first-career INT and recovered his first-career fumble @ NYJ (9/27) ... saw action and totaled six tackles and a fumble recovery @ Was (10/4); marked second-consecutive game with a fumble recovery ... made second-career start the following week vs. NO (10/11) and finished with four tackles, a fumble recovery and a pass defended; marked his third-consecutive game with a fumble recovery as he became the first NFL rookie to accomplish that feat since Jack Del Rio in 1985 ... recorded a team-high 10 tackles and a tackle for loss vs. NYG (10/19) ... returned a INT of Cowboys Matt Cassell 67 yards for his first career TD @ Dal (11/8); marked the first INT return TD for an Eagles rookie since Bill Bradley (56 yards) on 10/19/69 at Dallas; suffered a torn pectoral muscle later in the game and was placed on injured reserve on 11/9.

#### COLLEGE:

A five-year LB who appeared in 45 career games (28 starts), recording 299 tackles (148 solo), 24 tackles for loss, 5.5 sacks, two INTs, seven passes defended and a fumble recovery ... as a senior in 2014, started all 13 games at weakside linebacker and was named a second-team All-American selection by the Walter Camp Football Foundation and the Football Writers Association of America (FWAA) ... second team All-Big 12 selection by the Associated Press and the coaches ... first-team Academic All-Big 12 choice ... led the team with a career-high 147 tackles, which tied for seventh on the UT all-time single-season list and was the most since Winfred Tubbs tallied 157 in 1992 ... tied for second on the team in tackles for loss (13) and fourth in INTs (2) ... named a semifinalist for the Chuck Bednarik Award (top defensive player in the nation) ... as a junior in 2013, started the first four games at weakside linebacker before his season ended due to an

Achilles injury ... led the team with 41 tackles at the time of the injury ... started the first three games at weakside LB in 2012, but missed the remainder of the season and earned a medical redshirt ... appeared in all 13 games with eight starts as a sophomore in 2011 ... first-team Academic All-Big 12 selection ... appeared in all 12 games as a freshman in 2010 ... named honorable mention Big 12 Defensive Freshman of the Year by the league's coaches ... posted 23 tackles (nine solo), one sack, one TFL and one pressure.

#### PERSONAL:

Attended Lakota West (Cincinnati, OH) High School where he was a prep All-American, two-time first-team All-State, all-county and all-district selection at linebacker ... named the Butkus Award winner as the nation's top LB and Gatorade's Ohio High School Player of the Year as a senior in 2009 ... also named a USA Today, EA Sports and PARADE first-team All-American selection that year ... posted 216 tackles, 8.5 sacks, 36 TFL, three forced fumbles, four INTs, 10 PBU and a TD over his final three seasons ... also lettered in basketball and set district records for most varsity basketball games played (87) and total steals (170) ... born in Colorado Springs, CO and also lived in Indiana (ages 1-6) and South Carolina (ages 6-11) before moving to Ohio ... four-time academic all-conference performer in high school and seven-time member of Big 12 Commissioner's Honor Roll (fall 2010; spring 2011; spring 2012; spring 2013; fall 2013; spring 2014; fall 2014) at Texas ... named to the 2015 NFF Hampshire Honor Society (players from all divisions who maintained a 3.2-plus cumulative GPA throughout their career) ... graduated in December, 2013 with a degree in Sport Management ... along with former teammates Chris Maragos and Trey Burton, launched TopTier Wealth Management in 2018, a financial management firm that aides professional athletes with their financial planning ... has a son, Ayven, with his wife, Ivana.

### HICKS CAREER STATS

DATE TEAM	GP GS	TK	S	A	TACKLES					QBH	INTERCEPTIONS					FUMBLES		
					TFL	YDS	SK	YDS	YDS		NO	YDS	LG	TD	PD	FF	FR	YDS
2015 Eagles	8 5	49	42	7	1	3	1.0	6.0	1	1	2	67	67t	1	3	1	3	11
2016 Eagles	16 16	85	58	27	6	16	1.0	3.0	5	5	5	41	34	0	11	0	1	0
2017 Eagles	7 7	28	19	9	0	0	0.0	0.0	2	2	0	0	0	0	0	0	1	0
2018 Eagles	12 12	91	61	30	5	35	3.0	22.0	6	6	0	0	0	0	5	0	1	13
<b>NFL TOTALS</b>	<b>43 40</b>	<b>253</b>	<b>180</b>	<b>73</b>	<b>12</b>	<b>54</b>	<b>5.0</b>	<b>31.0</b>	<b>14</b>	<b>14</b>	<b>7</b>	<b>108</b>	<b>67t</b>	<b>1</b>	<b>19</b>	<b>1</b>	<b>6</b>	<b>24</b>

### HICKS POSTSEASON STATS

DATE TEAM	GP GS	TK	S	A	TACKLES					QBH	INTERCEPTIONS					FUMBLES		
					TFL	YDS	SK	YDS	YDS		NO	YDS	LG	TD	PD	FF	FR	YDS
2017 Eagles	0 0	0	0	0	0	0	0.0	0.0	0	0	0	0	0	0	0	0	0	0
2018 Eagles	2 1	12	9	3	1	1	0.0	0.0	0	0	0	0	0	0	0	0	0	0
<b>NFL TOTALS</b>	<b>2 1</b>	<b>12</b>	<b>9</b>	<b>3</b>	<b>1</b>	<b>1</b>	<b>0.0</b>	<b>0.0</b>	<b>0</b>	<b>0</b>	<b>0</b>	<b>0</b>	<b>0</b>	<b>0</b>	<b>0</b>	<b>0</b>	<b>0</b>	<b>0</b>





## SINGLE-GAME HIGHS: DEFENSIVE

**Total Tackles** 13 at Jacksonville Jaguars, Oct 28, 2018  
**Sacks** 1.5 at Jacksonville Jaguars, Oct 28, 2018  
 ...1 more at 1.5.  
**Passes Defensed** 2 vs. Indianapolis Colts, Sep 23, 2018  
 ...4 more at 2.  
**Forced Fumbles** 1 vs. Dallas Cowboys, Sep 20, 2015  
**Fumble Recoveries** 1 at Tampa Bay Buccaneers, Sep 16, 2018  
 ...5 more at 1.

**Tackles For Loss** 3 vs. Minnesota Vikings, Oct 23, 2016  
**Interceptions** 2 vs. Dallas Cowboys, Jan 01, 2017  
**Interception Return Yards** 67 at Dallas Cowboys, Nov 08, 2015  
**Special Teams Tackles** 1 at Dallas Cowboys, Nov 08, 2015

## SINGLE-GAME HIGHS - POSTSEASON: DEFENSIVE

**Total Tackles** 9 at New Orleans Saints, Jan 13, 2019

**Tackles For Loss** 1 at Chicago Bears, Jan 06, 2019



# WES HILLS

## 49 | RUNNING BACK | 6-0 | 218

**COLLEGE:** Slippery Rock

**HOW ACQUIRED:** FA-19

**HOMETOWN:** Wildwood, NJ

**DOB:** June 5, 1995

◆ **ROOKIE** ◆

**COLLEGE CAREER:**

Rushed for 3,563 yards and 31 TDs on 532 carries (6.7 yard avg.) in 44 total games (16 starts) for Slippery Rock (2018) and Delaware (2013-16) ... voted team captain for his lone season at SRU ... earned Division II second-team All-American and first-team All-Pennsylvania State Athletic Conference West honors with a single-season school record 1,714 yards (third in NCAA Division II) and 17 TDs on 246 carries in 12 games (10 starts) in 2018 ... totaled 200+ rushing yards in three consecutive games and gained 150+ yards in seven contests, including all three playoff games ... named MVP of the NFLPA Collegiate Bowl and played in the Reese's Senior Bowl ... two-time captain at Delaware where he had 1,849 yards and 14 TDs on 286 carries in 32 games ...

earned All-Colonial Athletic Association honors with 728 yards and seven TDs on 88 attempts as a junior in 2016.

**PERSONAL:**

Three-sport prep athlete (football, basketball and track and field) and Wildwood (NJ) High School's all-time leading rusher ... earned first-team All-State at RB and LB ... led the Warriors to its first playoff trip in 40 years in 2012 ... two-time all-league selection at RB and LB/DE ... rushed for 2,107 yards and 35 TDs as a senior and totaled 1,294 yards and 10 TDs as a junior ... all-conference track and field athlete who set school records in the triple jump and 400 meters ... majored in Criminal Justice.

**BETHANY HOME ROAD RENAMED TO CARDINALS WAY**

In recognition of the Cardinals significant economic and community impact in Glendale, the West Valley and the entire state of Arizona, the Glendale City Council renamed Bethany Home Road to Cardinals Way between 91st to 99th Avenues in June.

"Naming the road in front of the stadium, Cardinals Way, was something I wanted to do as a special way to recognize an organization that represents Glendale and Arizona in the very best ways," said Glendale Mayor Jerry Weiers. "The Bidwill family has established a winning football tradition and a true spirit of community giving in Arizona. When visitors from all over the state, the U.S. and the world travel to the stadium, it is only fitting that they should be heading towards Cardinals Way."

Due to the leadership and relationships of Cardinals president Michael Bidwill, the NFL owners recently awarded Super Bowl LVII in 2023 to Arizona. The stadium has already hosted two Super Bowls, the Pro Bowl, the NCAA Men's Final Four, CONCACAF Gold Cup, WrestleMania, BCS and CFP National Championships in addition to hosting the biggest bands and artists in the world including; the Rolling Stones, U2, Guns N' Roses, Taylor Swift and many more.

In addition to the tremendous economic impact of the Cardinals, the Cardinals charitable and community work is having an even bigger impact in Arizona. Through programs such as Cardinals Charities, Players Kids Camps, Good Sports Programs, Touchdown for Schools, Arizona Cardinals Women's Club, Military Recognition and Make a Wish programs, the Cardinals organization is partnering to make a real difference in people's lives every day.

Bethany Home Road between 83rd to 91st Avenues will also be named Cardinals Way once planned developments have concluded.





# D.J. HUMPHRIES

**74 | OFFENSIVE LINEMAN | 6-5 | 307**

**COLLEGE:** Florida

**HOMETOWN:** Charlotte, NC

**HOW ACQUIRED:** D1-15

**DOB:** December 28, 1993

**YEARS NFL/CARDINALS:** 5/5

## NOTE CARDS

- Cardinals first-round selection (24th overall) in the 2015 NFL Draft, Humphries became the first Florida player ever drafted by the Cardinals in the first round.
- Started all 27 NFL games he has played, including the first 10 at RT before moving to LT full-time prior to the 2017 season.
- Started 10 games at RT and three at LT in 2016, helping the NFL's #9 ranked offense total 418 points (fourth-most in team history); blocked for RB David Johnson, who established franchise single-season records for total yards (2,118), total TDs (20) and rushing TDs (16).

### PRO CAREER:

Selected by the Cardinals in the first round (24th overall) of the 2015 NFL Draft, Humphries started 27 games – 17 at LT and 10 at RT – in his first four NFL seasons.

**2018:** Played every offensive snap at LT in Games 1-9 for a unit that started 10 different offensive line combinations throughout the season ... one of seven Cardinals offensive linemen to suffer a season-ending injury ... helped David Johnson into the end zone with two rushing TDs and blocked for Josh Rosen, who was sacked just once @ SF (10/7) ... gave Rosen time to find Christian Kirk for the go-ahead TD on third-and-goal with 34 seconds left in the game vs. SF (10/28) ... inactive (knee) vs. Oak (11/18), @ LAC (11/25) and @ GB (12/2) ... placed on injured reserve (knee) on 12/5.

**2017:** Started five games at LT, missing Weeks 2-5 and 11-17 with a knee injury ... made his fourth career start at LT but suffered a knee injury on the eighth offensive play of the game @ Det (9/10) ... returned from the injury and helped Adrian Peterson rush for 134 yards and two TDs on 26 carries vs. TB (10/15) ... started for an offensive line that did not allow a sack and helped Peterson rush for 159 yards on a franchise-record 37 carries @ SF (11/5) ... suffered a season-ending knee injury in the first quarter vs. Sea (11/9) ... placed on injured reserve on 11/13.

**2016:** Started first 13 games (first 10 at RT, next three at LT) before suffering a concussion and missed the last three games ... helped the Cardinals score 418 points (fourth-most in franchise history) and finish as the NFL's #9 ranked offense ... made first career appearance in the season opener and helped gain 92 rushing yards and a TD on 19 attempts vs. NE (9/11) ... helped Arizona run for 118 yards on 25 carries vs. LAR (10/2) ... contributed to a line that helped Cardinals rush for 172 yards and two TDs on 37 attempts while allowing just one sack @ SF (10/6) ... blocked as Cardinals ran for 171 yards and three TDs on 35 carries while not allowing a sack vs. NYJ (10/17) ... helped Arizona rush for 132 yards on 37 attempts vs. Sea (10/23) ...

blocked as Cardinals rushed for 135 yards and a TD on 28 carries @ Min (11/20) ... made first career start at LT @ Atl (11/27) ... started at LT but left in the first half with a concussion @ Mia (12/11) ... inactive (concussion) the last three games.

**2015:** Inactive for all 16 regular season games and both playoff contests.

### COLLEGE:

Appeared in 29 games (19 starts) at LT before declaring for the NFL Draft following his junior season ... started all 10 games in which he appeared at LT in 2014, missing two games due to injury ... Gators rushed for 100+ yards in all 10 games he played, including four games with 200+ yards and a season-best 418 yards on the ground vs. Georgia ... Florida also posted 20 rushing TDs in his 10 games ... helped the offense accumulate 655 net yards of offense and seven TDs in a 65-0 victory over Eastern Michigan in the season opener ... part of an offensive line that allowed one sack or fewer in six of 10 games he started, including four games with no sacks ... played in seven games as a sophomore, starting the first six at LT, before a knee injury ended his season ... in the six games he started, the Gators averaged 178.5 rushing yards per game, compared to 113.0 rushing yards per game in the six games he did not start ... team averaged more than 100 fewer net yards per game in the games he did not start (367.8 ypg vs. 265.5 ypg) ... appeared in all 12 games (three starts) as a true freshman and was named to the SEC Coaches All-Freshman team and was a Sporting News Freshman All-American ... enrolled in January of 2012.

### PERSONAL:

Attended Mallard Creek (Charlotte, NC) High School, where he was named a first-team high school All-American by USA Today, ESPN, Rivals.com, MaxPreps and Sports Illustrated ... started all four seasons and did not allow a sack over the final three years of his prep career ... led Mallard Creek to a 13-1 record and berth in the NCHSAA Class 4AA State Semifinals ... named an AP All-State first-team selection ... selected to participate in the 2012 U.S. Army All-America Bowl ... serves as a spokesperson for the NFL's Fuel Up To Play 60 program partnering with the Dairy Council of Arizona.

### HUMPHRIES CAREER STATS:

**GP/GS (Career):** 27/27; **2018 (AZ):** 9/9; **2017 (AZ):** 5/5; **2016 (AZ):** 13/13





# BRETT HUNDLEY

7 | QUARTERBACK | 6-3 | 226

COLLEGE: UCLA

HOW ACQUIRED: UFA-19 (Sea)

YEARS NFL/CARDINALS: 5/1

HOMETOWN: Chandler, AZ

DOB: June 15, 1993

## NOTE CARDS

- Selected by the Packers in the fifth round (147th overall) of the 2015 NFL Draft out of UCLA; spent his first four NFL seasons with Green Bay (2015-17) and Seattle (2018). Signed a one-year contract with the Cardinals on 3/14/19.
- A native of Chandler, AZ, Hundley attended Chandler High School where he was named the Gatorade Player of the Year in the state of Arizona as a junior in 2009.
- As a senior at Chandler High, was named the Arizona Cardinals High School Player of the Week in November of 2010.

### PRO CAREER:

The Packers fifth round selection (147th overall) in the 2015 NFL Draft, Hundley spent three seasons with Green Bay (2015-17) before being traded to Seattle on 8/30/18. Signed a one-year contract with Arizona on 3/14/19 as a free agent.

**2018:** After being traded to Seattle prior to the start of the season, was active but DNP in all 16 regular season games and the Seahawks Wild Card contest.

**2017:** Appeared in a career-high 11 games with a career-best nine starts and completed 192-of-316 pass attempts (60.8%) for 1,836 yards and nine TDs with 12 INTs for a 70.6 passer rating ... rushed for 270 yards and two TDs on 36 carries (7.5-yard avg.), with 12 of the runs going for 10-plus yards and 21 picking up first downs ... among QBs with 25+ rushing attempts, led the league in yards-per-carry average ... had a passer rating of 100+ three times, tied with Matt Flynn for the second-most by a QB in his first nine starts with the Packers (Aaron Rodgers, 5) dating back to 1960 ... his 7.5 rushing average was also the top mark by any player in team history (min. 25 att.) and was the best rushing average by an NFL QB (min. 25 att.) since Eagles QB Michael Vick in 2013 (8.5 avg. on 36 carries) ... became just the second QB in franchise history (Rodgers, twice) to register a passer rating of 110+ in three consecutive road starts (Weeks 10, 12, 14) ... saw the most significant action of his career to that point @ Min (10/15) coming in for an injured Rodgers (collarbone) on Green Bay's second series; threw for 157 yards and a TD with three INTs on 18-of-33 passing; threw his first career TD pass, finding Davante Adams for a 14-yard TD on third down early in the second quarter ... made his first NFL start vs. NO (10/22) and completed 12-of-25 pass attempts for 87 yards and rushed for 44 yards and a TD on three carries (14.7 avg.), the highest rushing average by a Green Bay QB (min. three att.) since Bart Starr rushed for 48 yards on three carries (16.0 avg.) @ Chicago on Oct. 31, 1965; midway through the second quarter, scrambled down the left sideline for a 14-yard TD, the first TD run of his career ... had a 110.8 passer rating as he completed 18-of-25 pass attempts (72.0%) for 212 yards and a TD with no INTs @ Chi (11/12); registered a perfect 158.3 rating in the fourth quarter as he connected on 5-of-6 passes for 89 yards and a TD; with Green Bay leading 16-13 midway through the fourth quarter, led the offense on an eight-play, 75-yard drive that was capped off with his 19-yard TD pass to Adams; after Chicago kicked a FG to make it a one-score game, connected with Adams again, this time on a 42-yard pass on third-n-10 with just over two minutes remaining in the game ... registered a career-high 134.3 passer rating, connecting on 17-of-26 pass attempts (65.4%) for 245 yards and

a career-best three TDs with no INTs @ Pit (11/26); threw TD passes of 39, 54 and 55 yards, becoming one of only two QBs in the league in 2017 (Chiefs QB Alex Smith, at N.Y. Jets, Week 13) to throw three TD passes of at least 35 yards in a game; averaged 9.42 yards per attempt, the best mark of his career (min. 15 att.) and posted a career-best four completions of 25-plus yards; recorded a perfect 158.3 passer rating on third down, completing 6-of-7 attempts for 120 yards and two TDs ... posted a career-high 66 rushing yards on seven attempts (9.4 avg.) in an OT win vs. TB (12/3), the most rushing yards by a Green Bay QB since Majkowski rushed for 88 yards on eight carries at Detroit on Sept. 30, 1990 ... threw for a career-high 265 yards and matched his career high with three TD passes on 35-of-46 passing for a 111.2 passer rating @ Cle (12/10); became just the second QB in team history (Rodgers, twice) to register a 110-plus passer rating in three-plus consecutive road starts; his 76.1 completion percentage was a career high and was the best single-game mark in team history among QBs with 35+ completions; completed 27-of-33 passes (81.8%) for 185 yards and two TDs for a 110.2 rating in the second half/OT; with 17 seconds remaining and the Packers trailing, 21-14, found Adams on a back-shoulder throw for a 1-yard TD to tie the game and sent it into OT; connected with Adams again on Green Bay's first possession in OT, finding him over the middle for a game-winning 25-yard TD; helped the Packers post back-to-back wins in OT for the first time in team history... served as the No. 2 QB with Rodgers back in the lineup @ Car (12/17) but did not see action ... returned to the starting lineup vs. Min (12/23) with Rodgers being placed on IR (collarbone) and completed 17-of-40 pass attempts for 130 yards with two INTs and rushed for 48 yards on five carries (9.6 avg.), including a career-long 24-yard run in the second quarter.

**2016:** Played four games and served as the No. 2 QB for the other 12 contests as well as two playoff games ... completed 2-of-10 passes for 17 yards in the regular season ... saw action in one postseason contest ... made his regular-season NFL debut, taking over at QB for the final series @ Ten (11/13) and threw his first career completion to RB Ty Montgomery ... took over at QB for the final series and completed 1-of-3 passes for 9 yards @ Was (11/20) ... took over for Rodgers with just under 12 minutes remaining vs. Sea (12/11) ... saw brief action in the fourth quarter vs. Min (12/24) with Green Bay holding a 38-19 lead ... made his NFL postseason debut in the final series in the NFC Championship Game @ Atl (1/22/17); did not have a passing attempt, but picked up a first down with a 14-yard run.

**2015:** Served as the No. 3 QB all season and was inactive for all 16 regular-season contests and both playoff games.



**COLLEGE:**

Started all 40 games played in three seasons (2012-14) and became the first UCLA QB to lead the team to 9+ wins in three straight seasons as a starter ... finished his career ranked No. 1 in school history in passing TDs (75), total offense (11,713 yards) and completions (837) despite playing just three seasons ... ranked No. 2 in school annals in passing yards (9,966), rushing yards by a QB (1,747) and rushing TDs by a QB (30) at the end of his career ... threw for 300+ yards in a game 10 times ... only Cade McNown (44) started more games at QB for the Bruins ... as a junior in 2014, started all 13 games and threw for 3,155 yards and 22 TDs with just five INTs on 271-of-392 passing ... his 69.1 completion percentage ranked No. 2 in school history and No. 1 among QBs with 200+ completions in a season ... added 644 rushing yards and 10 TDs on 159 attempts (4.1 avg.) ... finalist for the Manning Award and the Johnny Unitas Golden Arm Award and was a semifinalist for the Davey O'Brien Award ... earned second-team All-Pac-12 honors and was a team co-captain ... received the team's Red Sanders Award for MVP and the Bobby Field Captains Award ... posted five 300-yard passing games and two 100-yard rushing games ... as a sophomore in 2013, started all 13 contests and completed 248-of-371 passes (66.8%) for 3,071 yards and 24 TDs with nine INTs ... rushed for a career-high 748 yards, the third most by a Bruins QB in a season, and a career-best 11 TDs on 160 carries (4.7 avg.) ... earned honorable mention All-Pac-12 recognition and was a team co-captain ... became the first Bruin ever to throw for a TD (17-yard pass), run for a score (36-yard run) and catch a TD pass (7-yard reception) when he did so @ Utah (Oct. 3) ... started all 14 contests as a freshman in 2012 and set a school record for the most passing

yards in a season with 3,740 on 318-of-478 passing (66.5%) ... his 318 completions established a school single-season record ... threw 29 TD passes, the second most in a season in school annals behind only Drew Olson (34 in 2005) ... added 355 rushing yards and nine TDs on 160 carries (2.2 avg.), giving him a school-record 4,095 yards of total offense on the season ... earned honorable mention All-Pac-12 recognition ... scored a TD on his first collegiate play, a 72-yard run in the season opener @ Rice.

**PERSONAL:**

Chandler (AZ) High School where he was named a SuperPrep All-American as a senior in 2010 after completing 139-of-225 pass attempts (61.8%) for 2,348 yards, 20 TDs and just two INTs ... added a team-high 856 rushing yards (7.0 avg.) and nine TDs ... awarded the Arizona Cardinals High School Player of the Week in November of '10 ... named SuperPrep's Far West Offensive Player of the Year and was rated as the No. 3 QB in the nation by Scout.com and SuperPrep ... played in the Under Armour All-Star Game following his senior campaign and threw a 58-yard TD pass ... won the passing competition at the Under Armour All-American Game Skills Challenge ... named Arizona's Gatorade Player of the Year as a junior in 2009 after completing 107-of-170 pass attempts (62.9%) for 1,517 yards, 16 TDs and just two INTs ... also rushed for 1,208 yards and 12 TDs ... father, Brett Sr., played RB at the University of Arizona, and his uncle, Albert Hundley, played QB at Wichita State ... majored in Sociology ... along with his wife, Dawnielle, the couple created the Hundley Hero Foundation, which focuses on helping children and families where there is a need for extra assistance and also raising awareness and funds to find a cure for epilepsy and childhood cancer.

**HUNDLEY CAREER STATS**

DATE TEAM	GP	GS	PASSING											RUSHING				
			ATT.	CMP.	PCT.	YDS	AVG.	TD	INT.	LG	SK	LST	RATE	NO.	YDS.	AVG.	LG	TD
2015 Packers	0	0	0	0	0.0	0	0.0	0	0	0	0	0	0.0	0	0	0.0	0	0
2016 Packers	4	0	10	2	20.0	17	1.7	0	1	9	0	0	0.0	3	-2	-0.7	0	0
2017 Packers	11	9	316	192	60.8	1,836	5.8	9	12	55t	29	197	70.6	36	270	7.5	24	2
2018 Seahawks	0	0	0	0	0.0	0	0.0	0	0	0	0	0	0.0	0	0	0.0	0	0
<b>TOTALS</b>	<b>15</b>	<b>9</b>	<b>326</b>	<b>194</b>	<b>59.5</b>	<b>1,853</b>	<b>5.7</b>	<b>9</b>	<b>13</b>	<b>55t</b>	<b>29</b>	<b>197</b>	<b>67.9</b>	<b>39</b>	<b>268</b>	<b>6.9</b>	<b>24</b>	<b>2</b>

**HUNDLEY POSTSEASON STATS**

DATE TEAM	GP	GS	PASSING											RUSHING				
			ATT.	CMP.	PCT.	YDS	AVG.	TD	INT.	LG	SK	LST	RATE	NO.	YDS.	AVG.	LG	TD
2015 Packers	0	0	0	0	0.0	0	0.0	0	0	0	0	0	0.0	0	0	0.0	0	0
2016 Packers	1	0	0	0	0.0	0	0.0	0	0	0	0	0	0.0	1	14	14.0	14	0
2018 Seahawks	0	0	0	0	0.0	0	0.0	0	0	0	0	0	0.0	0	0	0.0	0	0
<b>TOTALS</b>	<b>1</b>	<b>0</b>	<b>0</b>	<b>0</b>	<b>0.0</b>	<b>0</b>	<b>0.0</b>	<b>0</b>	<b>0</b>	<b>0</b>	<b>0</b>	<b>0</b>	<b>0.0</b>	<b>1</b>	<b>14</b>	<b>14.0</b>	<b>14</b>	<b>0</b>

**SINGLE-GAME HIGHS: QUARTERBACK**

**Pass Attempts** 46 at Cleveland Browns, Dec 10, 2017  
**Pass Completions** 35 at Cleveland Browns, Dec 10, 2017  
**Yards Passing** 265 at Cleveland Browns, Dec 10, 2017  
**TD Passes** 3 at Cleveland Browns, Dec 10, 2017  
 ...1 more at 3.  
**Long Passes** 55t at Pittsburgh Steelers, Nov 26, 2017  
**Completion Percentage** 76.1 at Cleveland Browns, Dec 10, 2017


**Passer Rating** 134.3 at Pittsburgh Steelers, Nov 26, 2017  
**Rush Attempts** 7 at Cleveland Browns, Dec 10, 2017  
 ...1 more at 7.  
**Rushing Yards** 66 vs. Tampa Bay Buccaneers, Dec 03, 2017  
**Longest Runs** 24 vs. Minnesota Vikings, Dec 23, 2017  
**Rushing TDs** 1 vs. Detroit Lions, Nov 06, 2017  
 ...1 more at 1.



## SINGLE-GAME HIGHS - POSTSEASON: QUARTERBACK

**Rush Attempts** 1 at Atlanta Falcons, Jan 22, 2017  
**Rushing Yards** 14 at Atlanta Falcons, Jan 22, 2017

**Longest Runs** 14 at Atlanta Falcons, Jan 22, 2017

**ANDY ISABELLA****89 | WIDE RECEIVER | 5-9 | 188****COLLEGE:** Massachusetts**HOMETOWN:** Mayfield, OH**DOB:** November 18, 1996**ROUND 2**  
**62nd Overall****NOTECARDS**

- Second of the Cardinals second-round picks (62nd overall) in the 2019 NFL Draft out of Massachusetts, Isbella became the first UMass player ever drafted by the Cardinals. Just the second player in Cardinals history to come from UMass, joining RB Marcel Shipp (2001-07).
- Named a Biletnikoff Award Finalist and consensus first-team All-American in 2018 after leading the FBS with a single-season program-record 1,698 receiving yards, which were 288 more than the second-ranked player. Ranked second in the country with 102 receptions and tied for fifth with 13 TD catches.
- One of three WRs drafted by the Cardinals in 2019, all of whom ranked top-10 in receiving yards among FBS players last season – Isabella (first), Fresno State WR KeeSean Johnson (sixth) and Iowa State WR Hakeem Butler (tied for eighth).
- Totaled 231 receptions for a school-record 3,526 yards and 30 TDs in 44 games during his college career. Added 40 carries for 342 yards and two TDs, 23 kickoff returns for 443 yards and nine punt returns for 77 yards.
- Turned in one of the most productive games in college football history last season, catching nine passes for a single-game school-record 303 yards (most by an FBS player in 2018) and two TDs against Liberty. Only known player in FBS history with 300 yards on fewer than 10 catches.
- Played for Cardinals offensive quality control coach Spencer Whipple, who served as passing game coordinator/WR coach (2015-17) and passing game coordinator/QBs coach (2018) at UMass.

**COLLEGE CAREER:**

Had 231 catches for a program-record 3,526 yards and 30 TDs in 44 games ... added 40 rushing attempts for 342 yards and two TDs, 23 kickoff returns for 443 yards and nine punt returns for 77 yards ... registered 12 games with 100+ receiving yards, including two against top-25 opponents – 219 against #5 Georgia and 174 against #21 USF ... named a Biletnikoff Award Finalist and consensus first-team All-American after posting an FBS-leading and single-season school-record 1,698 receiving yards and 13 TDs (tied for fifth in the nation) on 102 catches (second) as a senior in 2018.

**2018:** Received consensus All-American status and named a Biletnikoff Award Finalist after leading all FBS players with a single-season school-record 1,698 yards, while ranking second with 102 receptions and tying for fifth with 13 TD catches ... ranked second among FBS WRs with 152.7 all-purpose yards per game ... had six 100-yard performances and three contests with at least 10 receptions ... scored a career-high-tying three TDs and gained 198 yards on 12 receptions vs. Ohio ... caught 13 passes for 191 yards and a TD vs. #21 USF ... totaled a single-game program-record 303 receiving yards and two TDs on nine receptions vs. Liberty, becoming the first FBS player with at least 300 yards on fewer than 10 catches ... capped his college career with a prolific output vs. #5 Georgia, gaining 219 yards and scoring two TDs on 15 receptions, the most by an opposing player in the history of Sanford Stadium (1929-present); his 219 receiving yards are the second-most all-time.

**2017:** Led the Minutemen in all receiving categories with 65

receptions for 1,020 yards and 10 TDs in 12 games (all starts), earning second-team All-ECAC and first-team All-Independent (Phil Steele) honors ... had 14 carries for 135 yards (9.6-yard avg.) and a TD ... one of just 10 FBS players with three or more 65+ yard TDs – Georgia Southern (68 yards), Mississippi State (69) and Maine (69) ... had four 100-yard performances – Coastal Carolina (101), Old Dominion (105), Mississippi State (158) and Maine (152) ... notched seven receptions for a season-high 158 yards and a 69-yard TD catch vs. #21 Mississippi State.

**2016:** Recorded 62 receptions for 801 yards and seven TDs in 12 games (10 starts), receiving first-team All-Independent honors (Phil Steele) ... also had 100 rushing yards on just 12 carries (8.3-yard avg.) ... gained 95 yards on three receptions, including a 53-yard catch-and-run vs. #25 Florida ... caught eight passes for 123 yards and a TD vs. Wagner ... had seven catches for 134 yards and a TD vs. Hawaii.

**2015:** Returned 17 kickoffs for 315 yards, caught two passes for seven yards and carries the ball three times for 28 yards in 10 games (one start) as a true freshman.

**PERSONAL:**

Prepped at Mayfield (OH) High School where he was a standout athlete on the track and the football field ... clocked the nation's fastest 60-meter time (6.72 second) as a senior in 2015 ... beat current Browns CB Denzel Ward for the 100-meter state title with a personal-best 10.51-second mark ... received just two Division I scholarship offers from Air Force and Massachusetts ... majored in Mechanical Engineering.



## ISABELLA COLLEGE STATS

Year	GP/GS	No	Receiving				Att	Rushing			
			Yds	Avg	Lg	TD		Yds	Avg	Lg	TD
2015	10/1	2	7	3.5	8	0	3	28	9.3	14	0
2016	12/10	62	801	12.9	55	7	12	100	8.3	26	0
2017	12/12	65	1,020	15.7	69	10	14	135	9.6	42	1
2018	12/12	102	1,698	16.6	89	13	11	79	7.2	17	1
Total	46/35	231	3,526	15.3	89	30	40	342	8.6	42	2

Year	Att	Yds	Punt Returns			No	Yds	Kickoff Returns		
			Avg	Lg	TD			Avg	Lg	TD
2015	0	0	0.0	0	0	17	315	18.5	31	0
2016	0	0	0.0	0	0	1	14	14.0	14	0
2017	2	22	11.0	15	0	5	114	22.8	44	0
2018	7	55	7.9	25	0	0	0	0.0	0	0
<b>Total</b>	<b>9</b>	<b>77</b>	<b>8.6</b>	<b>25</b>	<b>0</b>	<b>23</b>	<b>443</b>	<b>19.3</b>	<b>44</b>	<b>0</b>

## FROM A FAN TO TEAMMATE OF FITZGERALD

Arizona's 2019 second-round (62nd overall) selection, WR **Andy Isabella**, is one of several rookie wideouts now sharing a meeting room with Cardinals all-time leading receiver **Larry Fitzgerald**.

Shortly after being drafted, a photo (right) of an 12-year-old Isabella wearing a muddied Fitzgerald jersey after a pickup football game on Thanksgiving day in 2009 surfaced.

"I saw that (picture)," Fitzgerald said during the team's offseason program. "That makes you feel old, you see some of the young guys coming in now and they're like in grade school when you were playing (in the NFL). That's not a good feeling."

On the day the photo was taken, Isabella's future teammate Fitzgerald was preparing for a road game against the Titans, a game in which Fitzgerald had four catches for 34 yards. He totaled 97 catches for 1,092 yards and 13 TDs in a 10-win campaign that season, while Isabella was a seventh grader.



"He's all football all day long," Fitzgerald said of Isabella. "He knows his playbook, he works his tail off every day."

## JERSEY NO. 89

It's customary for rookies to select from the available jersey numbers in the order they were drafted, and after QB **Kyler Murray** took No. 1 and CB **Byron Murphy** claimed No. 33, Isabella grabbed No. 19. However, sixth-round pick WR **KeeSean Johnson** was the 19th wide receiver taken in the draft, and Johnson was hoping to get that number.

Isabella "didn't really care," so he gave his teammate No. 19 and settled on No. 89, the only option left (receivers must wear Nos. 10-19 or 80-89).

The 5-foot-9 Isabella likes that 89 was worn by a smaller star in former Panthers and Ravens WR **Steve Smith**. "When I picked it, I thought, 'Maybe I can be like Steve Smith,'" Isabella said. "He was someone I looked up to. That was a pretty special moment."

Unless he switches jersey numbers before the start of the season, Isabella would be the first Cardinals WR on the 53-man roster to wear a jersey number in the 80s since **Early Doucet**, who wore No. 85 in the 2012 season.



**DAVID JOHNSON****31 | RUNNING BACK | 6-1 | 224****COLLEGE:** Northern Iowa**HOMETOWN:** Clinton, IA**HOW ACQUIRED:** D3-15**DOB:** December 16, 1991**YEARS NFL/CARDINALS:** 5/5**PRO BOWL SELECTION: 2016****NOTE CARDS**

- The Cardinals third-round selection (86th overall) in the 2015 NFL Draft, Johnson signed a three-year extension with Arizona on 9/8/18 that will keep the All-Pro RB with the Cardinals through the 2021 season.
- Has played 49 games (38 starts) during his first four NFL seasons and accumulated 5,230 all-purpose yards (2,783 rushing; 1,849 receiving; 598 KOR) and 43 total TDs (31 rushing; 11 receiving; 1 KOR).
- Despite missing nearly the entire 2017 season due to a wrist injury, his 43 career TDs are nine more than any other player in franchise history through their first four seasons.
- His 43 career TDs are tied for the ninth-most in franchise history, despite playing in 20 fewer games than any other player in the top-10.
- Owns franchise single-season records for total TDs (20 in 2016), rushing TDs (16 in 2016) and TDs by a rookie (13 in 2015).
- Ranks fifth on the Cardinals all-time list with 31 career rushing TDs. Johnson (42 games) reached 30 career rushing TDs in 19 fewer games than any other player in franchise history. The previous record holder was RB Ottis Anderson (61 games).
- With 10 TDs in 2018, Johnson (10 in 2018; 20 in 2016; 13 in 2015) joins WR Larry Fitzgerald (five times) as the only players in franchise history with 10+ TDs in at least three seasons.
- Dating back to his rookie season in 2015, Johnson's 13 multi-TD performances rank second among NFL players behind only Rams RB Todd Gurley (15). His 11 multi-TD performances between 2015-16 are tied for the most in NFL history in a player's first two seasons.
- Earned first-team All-Pro honors (AP, PFWA, Sporting News, Pro Football Focus) and was named to his first Pro Bowl after leading the NFL and establishing a new franchise single-season record with 2,118 scrimmage yards (1,239 rushing; 879 receiving) in 2016. Also led the NFL and set a franchise record with 20 TDs in 2016, including a franchise record 16 rushing TDs.
- In 2016, became one of just four players in NFL history with at least 1,200+ rushing yards and 800+ receiving yards in a season and just the seventh player since the 1970 merger to lead the NFL in both scrimmage yards and TDs in a season.
- In 2016, Johnson became the first player in NFL history to post 100+ scrimmage yards in each of the first 15 games of a season. His 15 games with 100+ scrimmage yards tied Barry Sanders (1997) for the most in NFL history in a single season.
- Only player in Cardinals history with 100+ rushing yards and three or more rushing TDs in a game multiple times in their career. Became the first player since Adrian Peterson (two such games as a rookie in 2007) to accomplish the feat in their first two NFL seasons.
- Led all NFL RBs in receptions (80) and receiving yards (879) in 2016.
- His 1,239 rushing yards in 2016 are the fifth-best single-season total in franchise history.
- Has been named NFC Offensive Player of the Week twice (Weeks 5 & 13 in 2016); NFC Special Teams Player of the Week once (Week 2 in 2015); NFC Offensive Player of the Month once (October of 2016); NFL Offensive Rookie of the Month once (Dec./Jan. of 2015).
- Became the first Cardinals RB selected to the Pro Bowl since Johnny Johnson in 1990. Also became the first Northern Iowa player selected to the Pro Bowl since former Cardinals QB Kurt Warner in 2008 and just the third Pro Bowler ever from that school (LB Bryce Paup).
- In 2015, he totaled 1,636 all-purpose yards (581 rushing yards, 457 receiving yards, 598 kickoff return yards), becoming just the fourth player in NFL history to post 500+ rushing yards, 400+ receiving yards, 500+ kickoff return yards and 13+ TDs in a season, joining Timmy Brown (1962), Gale Sayers (1965) and Maurice Jones-Drew (2006).
- Only player in NFL history with a rushing TD, receiving TD and kickoff return TD in his first two career games. Johnson had a 55-yard TD reception in Week 1 win vs. New Orleans and then recorded a 108-yard kickoff return TD and a 13-yard TD run at Chicago in Week 2. His 108-yard return on the game's opening kickoff in Chicago marked the longest TD in franchise history and is tied for the second-longest play in NFL history.
- Just the second Northern Iowa player ever selected by the Cardinals, joining T Brandon Keith, who was taken in the seventh round (225th overall) in 2008.
- While at UNI, Johnson earned his way on the Dean's List twice for having a GPA of 3.5 or above and was a 3.0 honoree for multiple semesters. Johnson worked full-time jobs all four summers while in school. He worked on a crew removing asbestos his first summer and he worked 5:30 AM to 2:00 PM every day over the final three summers as a maintenance man in the school dorms.



## PRO CAREER:

The Cardinals third-round selection (86th overall) in the 2015 NFL Draft, Johnson appeared in 49 games (and two postseason contests) in his first four seasons. Signed a three-year contract extension on 9/8/18.

**2018:** Returned from a season-ending wrist injury in 2017 to play all 16 games (all starts) for the third time in his career and record 1,386 scrimmage yards (940 rushing and 446 receiving) and 10 total TDs ... joined Larry Fitzgerald as the only players in franchise history to score 10+ TDs in three different seasons – 13 in 2015 and 20 in 2016 ... gained 940 rushing yards and scored seven TDs on 258 carries, adding 446 yards and three TDs on 50 receptions ... finished the season ranked fifth in franchise history with 31 career rushing TDs and tied for ninth in team history with 43 total TDs ... his 4,632 career scrimmage yards trail only Ottis Anderson (6,029 in 56 games) and Anquan Boldin (4,721 in 56) for the most through a players first four seasons in franchise history ... scored his 35th-career TD on a 21-yard reception vs. Chi (9/23), passing Larry Fitzgerald for the most TDs by a Cardinal in his first four seasons ... gained 112 scrimmage yards – 71 rushing and 41 receiving – and scored on a one-yard TD plunge vs. Sea (9/30); covered 30 yards on a screen pass, setting up a Josh Rosen-to-Chad Williams TD pass two plays later ... scored two rushing TDs and gained 55 yards on 18 carries @ SF (10/7), marking his 12th-career multi-TD performance ... scored his 39th-career TD on a one-yard carry @ Min (10/14); just eight players in NFL history, including five Pro Football Hall of Famers, had more TDs in their first 39 NFL games ... gained 100 scrimmage yards vs. SF (10/28); had three carries for 18 yards and a 15-yard catch on a second quarter scoring drive ... had 21 carries for 98 rushing yards and one TD and caught seven passes for 85 yards and a TD @ KC (11/11); moved into fifth place in franchise history with his 30th-career rushing TD ... rushed for a season-high 137 yards on 25 carries (5.5-yard average) and caught a 17-yard pass vs. Oak (11/18); carried five times for 17 yards on a first-quarter TD drive and ripped off a 53-yard run to set up a TD four plays later and give the Cardinals a fourth quarter lead ... gained 69 of the team's season-high 182 rushing yards @ GB (12/2) ... scored his 42nd career TD on a one-yard rush on his 27th birthday @ Atl (12/16), becoming the fifth NFL player and second Cardinal (Christian Kirk vs. Oak on 11/18) to score a TD on his birthday in 2018 ... caught a 32-yard TD pass from Larry Fitzgerald vs. LAR (12/23), marking the first TD pass by a WR in franchise history.

**2017:** Suffered a dislocated wrist in the season-opener @ Det (9/10) and was placed on injured reserve on 9/12 ... suffered the injury on a 24-yard sideline reception to the Lions three-yard line, which setup a TD run by RB Kerwynn Williams on the next play.

**2016:** Submitted perhaps the best season by a RB in franchise history, starting all 16 games and running for 1,239 yards and 16 TDs on 293 carries while adding 80 receptions for 879 yards and four TDs ... earned first career Pro Bowl honor, becoming the first Cardinals RB selected to the Pro Bowl since Johnny Johnson (1990) and just the sixth since the 1970 merger ... was a first-team AP All-Pro selection, earned PFWA All-NFL honors and was a finalist for the FedEx Ground Player of the Year ... led the NFL with a franchise-record 2,118 scrimmage yards, becoming just the second Cardinal to lead the league in yards (John David Crow, 1960) ... had an NFL-best 20 TDs and ranked second in the league with 16 rushing TDs (both franchise records) ... tied the NFL record with 15 consecutive games with 100+ yards from scrimmage in a single season (Barry Sanders, 1997) and became the first player to open the season with 15 straight 100-yard games ... also led all NFL RBs in both receptions and receiving yards ... named NFC Offensive Player of the Week twice (Weeks 5 and 13) and was October's NFC Offensive Player of the Month ... posted team-leading 98 yards on three receptions, including a career-long 58-yard catch in the third quarter vs. TB (9/18); also rushed for 45 yards on 12 carries; became first Cardinal with 130+ total yards in each of the first two games of a season since Ottis Anderson in 1979 ... rushed for a season-high 157 yards and two TDs on 27 carries and had three catches for 28 yards @ SF (10/6); named NFC Offensive Player of the Week, making him third player in team history to win Player of the Week in two different categories (won Special Teams Player of the Week in Week 2, 2015) and the first Cardinals RB to win Offensive Player of the Week since LeShon Johnson in 1996 ... ran for 111 yards and a career-high-tying three TDs on 22 carries vs. NYJ (10/17); added three catches for 27 yards; gave him 21 TDs in just 22 career games, setting a franchise record for the most by a player in his first two seasons; became first player in team history with multiple games of 100+ rushing yards and three or more rushing TDs in their career ... ran for 113 yards on a career-high 33 carries vs. Sea (10/23); also had eight receptions for 58 yards; marked fourth career 100-yard rushing game and third straight, becoming the fourth player in team history with three consecutive 100-yard games; reached 1,004 scrimmage yards on the season, the most in franchise history through the first seven games of a season ... named NFC Offensive Player of the Month in October after finishing the month with an NFL-leading 726 yards from scrimmage and tying for the league lead with five rushing TDs ... scored both of team's TDs vs. SF (11/13) with a three-yard reception in the first quarter and an 18-yard run in the second; totaled 55 yards on 19 carries and added five catches for 46 yards; marked first career game with both a rushing and receiving TD and was his seventh game with multiple TDs; became first player in franchise history to record 10+ TDs in each of his first two seasons and is just the fourth player in team history to have 10 or more TDs in consecutive seasons ... recorded first career 100-yard receiving game with eight catches for 103 yards and a TD @ Atl (11/27); also ran for 58 yards on

## A PRODUCTIVE FOUR SEASONS

Although he was in his fourth NFL season in 2018 – Johnson has only played 49 career games – which equals out to just over three full 16 game seasons.

Despite that fact, Johnson has already accumulated 4,632 career yards from scrimmage (2,783 rushing, 1,849 receiving). That represents the third-best total in franchise history through player's first four seasons.

### Franchise Record - Scrimmage Yards in 1st 4 Seasons

Rnk	Player (Years)	Yards	Gms	Yds/Gm
1	RB Ottis Anderson (1979-82)	6,029	56	107.7
2	WR Anquan Boldin (2003-06)	4,721	56	84.3
3	RB David Johnson (2015-18)	4,632	49	94.5
4	WR Larry Fitzgerald (2004-07)	4,599	60	76.7
5	WR Terry Metcalf (1973-76)	4,158	51	81.5

### RECORD 43 TOUCHDOWNS THROUGH 4 SEASONS

Johnson's 43 career TDs are nine more than any other player in franchise history through their first four seasons.

### Franchise Record - Touchdowns in 1st Four Seasons

Rnk	Player (Years)	TDs	Gms
1	David Johnson (2015-18)	43	49
2	Larry Fitzgerald (2004-07)	34	60
3	Mal Kutner (1946-49)	33	47
4	Sonny Randle (1959-62)	32	50
5t	Ottis Anderson (1979-82)	31	56
5t	Ollie Matson (1952; 54-56)	31	48





## JOHNSON RISES THE CHARTS



Despite having played just four seasons in the NFL, **Johnson** is already tied for ninth on the franchise all-time list for career TDs with 43. Johnson has appeared in 20 fewer games than any other player in the top-10.

## Franchise Record – Total Touchdowns

Rnk	Player (Years)	TDs	Gms
1	Larry Fitzgerald (2004-18)	116	234
2	Roy Green (1979-90)	69	168
3	Sonny Randle (1959-66)	60	99
4t	Ottis Anderson (1979-86)	51	99
4t	John David Crow (1958-64)	51	69
6	Ollie Matson (1952, '54-58)	50	72
7	Mel Gray (1971-82)	46	145
8	Anquan Boldin (2003-09)	45	95
9t	<b>David Johnson (2015-18)</b>	<b>43</b>	<b>49</b>
9t	Jackie Smith (1963-77)	43	198

13 carries; became first player in franchise history to score 13+ TDs in multiple seasons and the 10th in NFL history to have 13 or more TDs in each of their first two years in the league ... ran for 84 yards and a TD on 18 carries while adding a career-best nine receptions for 91 yards and a TD vs. Was (12/4); reached 1,000 rushing yards on the season, the 15th 1,000-yard season by a Cardinal and first since Beanie Wells (1,047) in 2011; named NFC Offensive Player of the Week for the second time on the season ... rushed for 80 yards on 20 attempts and had five catches for 41 yards @ Mia (12/11); tied Edgerrin James (Colts, 2005) for the most consecutive games to open a season with 100+ yards from scrimmage in NFL history ... became first player in NFL with 100+ yards from scrimmage in each of the first 14 games of a season vs. NO (12/18), totaling 53 yards and two TDs on 12 rushing attempts and adding four receptions for 55 yards; also broke franchise record for scrimmage yards in a season previously held by Ottis Anderson (1,913 in 1979) and tied the franchise record for TDs in a season with 17 (John David Crow, 1962); gave him 30 TDs in first 30 career games ... tied career high with three rushing TDs and totaled 95 yards on 28 carries @ Sea (12/24); also had four catches for 41 yards, including a 29-yarder to help set up game-winning FG; marked 15th straight game with 100+ yards from scrimmage, joining Barry Sanders (1997) as the only players in NFL history to have 100+ scrimmage yards in at least 15 straight games in a season; became first player in franchise history to surpass 2,000 yards from scrimmage in a season; set new franchise records with 20 total TDs and 16 rushing TDs; marked his 11th career multi-TD game and eighth of the year, the most in a single season in franchise history; was third career game with three TDs, trailing only Sonny Randle (6) for the most games in franchise history with three or more TDs ... caught three passes for 38 yards and ran for six yards on five carries before leaving the game in the first quarter with a knee injury @ LAR (1/1/17).

**2015:** Played every game, starting the last five contests in the regular season and both playoff games ... led the team and set a franchise rookie record with 13 total TDs (eight rushing, four receiving and one kick return); 13 TDs led all rookies in the NFL in 2015 and tied for the fifth-best season total in franchise history... helped the Cardinals finish with the #1 offense in the NFL for the first time in team history and set franchise record for points (489) and TDs (59) ... finished with 581 yards on 125 carries and added 36 receptions for 457 yards ... also led the team with 598 yards on 22 kick returns to give him 1,636 all-purpose yards ... named NFL Offensive Rookie of the Month for Dec/Jan after leading the NFL with 658 yards from scrimmage;

Johnson finished the 2018 season with a team-high 10 TDs, marking the third time in his career he has reached double-digit TDs in a season (13 in 2015; 20 in 2016). He joins Larry Fitzgerald (5) as the only players in team history with 10+ TDs in at least three seasons.

## Franchise Record – Seasons with 10+ Touchdowns

Rnk	Player	Seasons
1	WR Larry Fitzgerald	5 – 2013 (10); 2009 (13); 2008 (12); 2007 (10); 2005 (10)
2	<b>RB David Johnson</b>	<b>3 – 2015 (13); 2016 (20); 2018 (10)</b>
3t	RB Stump Mitchell	2 – 1984 (11); 1985 (10)
3t	WR Roy Green	2 – 1983 (14); 1984 (12)
3t	WR Sonny Randle	2 – 1960 (15); 1963 (12)

Johnson posted his 31st career rushing TD - and seventh rushing TD of 2018 - in the Cardinals Week 15 contest at Atlanta. His 31 rushing TDs rank fifth on the Cardinals all-time list.

## Franchise Record – Career Rushing TDs

Rnk	Player (Years)	TDs	Gms
1	Ottis Anderson (1979-86)	46	99
2	Wayne Morris (1976-83)	37	110
3	John David Crow (1958-64)	33	69
4	Stump Mitchell (1981-89)	32	116
5	<b>David Johnson (2015-18)</b>	<b>31</b>	<b>49</b>

became sixth player in team history and third on offense to be named Rookie of the Month ... ran for 95 yards and a TD and caught a team-high 15 passes for 111 yards in two playoff games ... had a 55-yard TD catch-and-run with 1:33 left in the game on his only offensive touch vs. NO (9/13); score gave the Cardinals a 31-19 lead; became first Cardinals rookie RB in the Super Bowl era with a TD catch in first career game and was the longest TD catch by a Cardinals rookie in Week 1 since Anquan Boldin had a 71-yard TD in 2003 against Detroit; also had a 43-yard kickoff return to total 98 net yards on just two touches ... returned opening kickoff of the game 108 yards for a TD and also ran for 42 yards and a TD on five carries @ Chi (9/20); became first player in NFL history with a rushing TD, receiving TD and kickoff return TD in his first two career games; 108-yard kick return was the longest TD in franchise history; marked eighth game-opening kickoff return TD in team history and the first since 2010; became first Cardinals player with a KO return TD and a rushing TD in the same game since Ollie Matson did so on 12/13/58; named NFC Special Teams Player of the Week, becoming the eighth rookie in team history to be named Player of the Week ... scored two rushing TDs on just three carries @ Det (10/11); gave him six TDs in first five career games, tying a franchise record held by Ollie Matson (1952) and Bob Shaw (1950) ... scored his seventh TD with a 16-yard catch in the third quarter vs. Cin (11/22); added 82 yards on three kickoff returns ... had eight carries for 21 yards and a one-yard TD in the third quarter @ SF (11/29); also caught two passes for eight yards and had one special teams tackle ... made first career start and ran for 99 yards on 22 carries while adding two catches for 21 yards and a TD @ StL (12/6); 10-yard TD catch in the third quarter was his ninth TD of the season; joined Gale Sayers as the only rookies in NFL history with 4+ rush TDs, 4+ receiving TDs and a kick return TD in a season ... rushed for 92 yards on 19 carries while posting a season-high five receptions for 31 yards vs. Min (12/10) ... ran for 187 yards and three TDs on 29 carries while catching four passes for 42 yards @ Phi (12/20); had a career-long 47-yard scoring run in the second quarter; set franchise rookie record for total TDs in a season; became first player in team history to rush for 180+ yards and three TDs in a game; 187 rushing yards ranks as the fifth-best single-game total in franchise history and his 229 yards from scrimmage were the fourth-most in team history and the most by a rookie; joined Jim Brown as the only players in NFL history to rush for 185+ yards and three TDs against the Eagles; his 187 yards were the most by a rookie against Philly since Tony Dorsett (206) in 1977; was the first Cardinal with three rushing TDs in a game since Beanie Wells had three on 12/16/12 vs. Detroit; named FedEx Ground NFL Player of the Week ... caught three





passes for 88 yards and rushed nine times for 39 yards, including a 14-yard TD in the third quarter vs. GB (12/27); marked his 13th overall TD of the season, tied for the fifth-best single-season total in franchise history ... had six catches for 43 yards and ran for 35 yards on 15 carries in Divisional Playoff vs. GB (1/16/16) ... rushed for 60 yards and a TD on 15 carries while adding a team-high nine receptions for 68 yards in NFC Championship Game @ Car (1/24/16).

#### COLLEGE:

Appeared in 49 games (36 starts) during his record-breaking college career, rushing for 4,687 yards and 49 TDs on 866 attempts while adding 141 receptions for 1,734 yards and 14 TDs ... led the team in rushing each of his final three seasons as he posted three consecutive 1,000-yard campaigns. ... saw action in all 14 games as a senior in 2014, leading UNI to its 17th FCS playoff appearance ... broke 15 school records during the season while earning his second straight All-Missouri Valley Football Conference first-team selection ... named to the AP and Sports Network FCS All-American teams ... named the College Football Performance Awards All-Purpose Performer of the Year ... totaled 1,553 rushing yards and 536 receiving yards with 438 yards and a TD on 12 kickoff returns ... his 36.5 yards per return average established a school single-season record ... finished the season ranked third nationally and first in the conference in all-purpose yards ... earned All-MVFC Scholar-Athlete honors ... started 10 of the 11 games he appeared in as a junior and led the team in rushing with 1,286 yards on 222 carries ... earned first team All-MVFC honors ... finished third on the team in receiving yards with 393 and led the team in all-purpose yards with 1,679 ... ended

the season ranked 11th in all-purpose yards in the FCS and 10th in rushing yards per game (116.9) ... rushed for 100+ yards seven times during the season ... saw action in all 11 games with seven starts as a sophomore ... named to the All-MVFC second team ... led the team in scoring with 108 points on 18 TDs ... finished the season with five multi-TD games and 1,021 rushing yards and 13 rushing TDs ... led the conference in scoring and was tied for fifth in the FCS in scoring with 9.82 points per game ... saw action in 13 games with five starts in 2011... finished fourth in voting for the Jerry Rice Award (awarded to the nation's top FCS freshman) and was the runner-up for MVFC Freshman of the Year ... named to the MVFC All-Newcomer Team ... carried 179 times for 822 yards (4.6 avg.) and nine TDs on the season ... caught 33 passes for 422 yards (12.8 avg.) and three TDs ... tallied 1,244 all-purpose yards on the year ... redshirted in 2010.

#### PERSONAL:

Attended Clinton (IA) High School where he earned first-team Class 4A All-State honors from the Des Moines Register and Iowa Newspaper Association as a senior in 2009 after he led Clinton to an 11-1 record ... accounted for a school record 42 TDs as a senior ... school's all-time leader in career receptions, career receiving yards, career and single-season total offense and the single-game record for TDs (six) ... 2010 Shrine Bowl All-Star game invitee ... two-time Drake Relays and state qualifier in track ... second-place finish in 4x200 and 4x400 relays at the Drake Relays ... second-team all-conference in basketball as a junior ... maintained over a 3.0 GPA throughout high school ... is one of six kids, and is a triplet with sisters Darnecia and Danielle ... along his wife, Meghan, the couple have a son, David Jr., and a daughter, Londyn ... Physical Education major.

### JOHNSON CAREER STATS

			RUSHING					RECEIVING				
DATE	TEAM	GP GS	NO.	YDS.	AVG.	LG	TD	NO.	YDS	AVG	LG	TD
2015	Cardinals	16 5	125	581	4.6	47t	8	36	457	12.7	55t	4
2016	Cardinals	16 16	293	1,239	4.2	58t	16	80	879	11.0	58	4
2017	Cardinals	1 1	11	23	2.1	6	0	6	67	11.2	24	0
2018	Cardinals	16 16	258	940	3.6	53	7	50	446	8.9	40	3
<b>NFL TOTALS</b>		<b>49 38</b>	<b>687</b>	<b>2,783</b>	<b>4.1</b>	<b>58t</b>	<b>31</b>	<b>172</b>	<b>1,849</b>	<b>10.8</b>	<b>58</b>	<b>11</b>

### JOHNSON POSTSEASON STATS

			RUSHING					RECEIVING				
DATE	TEAM	GP GS	NO.	YDS.	AVG.	LG	TD	NO.	YDS	AVG	LG	TD
2015	Cardinals	2 2	30	95	3.2	23	1	15	111	7.4	16	0
<b>NFL TOTALS</b>		<b>2 2</b>	<b>30</b>	<b>95</b>	<b>3.2</b>	<b>23</b>	<b>1</b>	<b>15</b>	<b>111</b>	<b>7.4</b>	<b>16</b>	<b>0</b>

### SINGLE-GAME HIGHS: RUSHING/RECEIVING

**Rush Attempts** 33 vs. Seattle Seahawks, Oct 23, 2016  
**Rushing Yards** 187 at Philadelphia Eagles, Dec 20, 2015  
**Longest Runs** 58t vs. New York Jets, Oct 17, 2016  
**Rushing TDs** 3 at Seattle Seahawks, Dec 24, 2016  
 ...2 more at 3.  
**Receptions** 9 vs. Washington Redskins, Dec 04, 2016  
**Receiving Yards** 103 at Atlanta Falcons, Nov 27, 2016  
**Longest Receptions** 58 vs. Tampa Bay Buccaneers, Sep 18, 2016  
**Receiving TDs** 1 vs. Los Angeles Rams, Dec 23, 2018  
 ...10 more at 1.

**All-purpose yards** 229 at Philadelphia Eagles, Dec 20, 2015  
**Kickoff Returns** 6 at Pittsburgh Steelers, Oct 18, 2015  
**Kickoff Return Yards** 122 at Pittsburgh Steelers, Oct 18, 2015  
**Longest Kickoff Return** 108t at Chicago Bears, Sep 20, 2015  
**Kickoff Return TDs** 1 at Chicago Bears, Sep 20, 2015  
**Special Teams Tackles** 1 at San Francisco 49ers, Nov 29, 2015  
 ...1 more at 1.  
**Miscellaneous Tackles** 2 vs. Los Angeles Rams, Oct 02, 2016  
**Most TDs** 3 at Seattle Seahawks, Dec 24, 2016  
 ...2 more at 3.



## SINGLE-GAME HIGHS - POSTSEASON: RUSHING/RECEIVING

**Rush Attempts** 15 at Carolina Panthers, Jan 24, 2016  
...1 more at 15.

**Rushing Yards** 60 at Carolina Panthers, Jan 24, 2016

**Longest Runs** 23 at Carolina Panthers, Jan 24, 2016

**Rushing TDs** 1 at Carolina Panthers, Jan 24, 2016

**Receptions** 9 at Carolina Panthers, Jan 24, 2016

**Receiving Yards** 68 at Carolina Panthers, Jan 24, 2016

**Longest Receptions** 16 at Carolina Panthers, Jan 24, 2016

**All-purpose yards** 128 at Carolina Panthers, Jan 24, 2016

**Most TDs** 1 at Carolina Panthers, Jan 24, 2016

## CARDINALS IN THE COMMUNITY

On his way to becoming a record-setting running back and one of the league's top offensive weapons, David Johnson has also made a big impact off the field, taking part in a significant number of the team's charitable programs and continuing his efforts to help combat childhood bullying.

In 2017, Johnson, along with his wife, Meghan, created the "Mission 31" Foundation, which was developed to provide opportunities, support and resources to seriously ill children and their families by offering daily support and life changing experiences. One of the first programs undertaken by the "Mission 31" Foundation was "David's Lockers." These technology centers provide school children, patients and their family members access to electronics that serve as a source of entertainment, a portal for communication and education, and a diversion during treatment and recovery.



David and Meghan unveiled their inaugural David's Locker at Phoenix Children's Hospital in April 2018. It was designed to be mobile in order to fit the hospital's needs for technology on an isolation floor. The second David's Locker was unveiled at Cardon Children's Medical Center in September 2018. It serves a variety of needs for many children as the hospital sees children from birth to age 18, treating 60,000 children annually. The third locker – and the first to be installed in a Title I school, was unveiled in April of 2019 at Emerson Elementary School in Phoenix. Filled with iPads, noise-canceling headphones and more, it was designed to further support and enhance the choice-based and student-centered education offered at Emerson.

David and Meghan host numerous events throughout the year to help raise funds+ for their work through the Mission 31 Foundation. In April of 2019, the two held the second-annual "An Evening with David & Meghan" event at Sanctuary Resort in Scottsdale. The event featured a pleasant evening of cocktails, catered hors d'oeuvres and an extensive silent auction for the 40 guests in attendance. Each guest spent one-on-one time with David and Meghan, pledging support for the Foundation's next David's Lockers that will be unveiled in the Greater Phoenix area.

In June of 2019, Johnson hosted the second-annual David Johnson Youth Football Camp in at the Reach 11 Sports Complex in Phoenix. The camp hosted 250 area kids ages six to 16 and focused on football as well as being a positive role model and good leader.

In October of 2018, David and Meghan hosted the "Johnson Family: Agents of Change" event at Mountain Shadows Resort, in which the Johnson family was joined by Cardinals teammates and the members of the community for a reception followed by a live and silent auction. In December of 2017, Johnson hosted the inaugural "Mission 31: Possible" fundraiser at Mountain Shadows Resort. Over 200 guests helped raise nearly \$200,000 during the event, which features food, wine and auctions.

Johnson has long been open about his struggles being bullied as a child, and in 2016 wrote a piece for The Players' Tribune website titled Let's Talk About Bullying in which he shared his experiences with bullying while growing up in Clinton, IA. He also detailed his work with STOMP Out Bullying to help other kids going through the same experiences. In the NFL's inaugural My Cause, My Cleats campaign in 2016, Johnson wore custom STOMP cleats in support of efforts to eliminate bullying. In 2017 Johnson teamed up with Cox Communications for the "Run Thru Bullying" campaign, in which nearly 500 children from four school districts around the Valley participated in an anti-bullying program and wrote essays about their experiences. Two winning essayists were named co-winners after detailing how bullying has affected them and how they implemented the "Run Thru Bullying" program at Sunnyslope Elementary.

Johnson has also been a regular volunteer at various team and player community events during his time in Arizona. During the 2016 Christmas season, along with a number of his Cardinals teammates, Johnson participated in the Cardinals "Teddy Bear Express" event at Phoenix Children's Hospital. The players delivered white personalized Cardinals teddy bears to children in the pediatric units throughout the hospital. He also visited Boys Hope Girls Hope for the team's annual Christmas party. Boys Hope Girls Hope helps academically capable and motivated children by providing family-like homes, opportunities and education through college.

During the 2017 offseason, Johnson served as the honorary starter at Pat's Run. Honoring former Cardinals safety Pat Tillman, the annual Pat's Run event is one of the main events of the Tillman Foundation. Last season Johnson also participated in the seventh annual "Pro Vs. G.I. Joe" program, a video game competition with military personnel from bases all over Arizona that has Cardinals players joining troops, both home and abroad, competing in an assortment of games on Xbox.

In July of 2017, Johnson hosted the Hyundai NFL Youth Camp at the Arizona Sports Complex in Glendale, AZ. The skills camp played host to 400 kids ages seven to 13 from the Valley. At the event, Hyundai's non-profit organization, Hyundai Hope on Wheels, announced it would donate \$15 million to children's hospitals across the country.

In 2016, Johnson was part of a Cardinals contingent that took part in the "Feed the Families" event at the Phoenix Ronald McDonald House, providing the children and their families at the house with dinner, drinks and dessert. Johnson was back at the Ronald McDonald House in 2017 as part of the "Light the House" party in December, in which all of the houses were lit with holiday lights and children received dinner, drinks and stockings for the holidays. The Ronald McDonald House Charities of Phoenix provides a welcoming "home away from home" for children and their families who travel to Phoenix to receive treatment for serious, often life-threatening illnesses and injuries.

Johnson also joined teammates and Cardinals President Michael Bidwill at the team's annual "Help Feed the Hungry" event in 2016, serving Thanksgiving dinner to over 500 of those less fortunate at the Phoenix Rescue Mission.

Joining a number of teammates and groups from the Cardinals Women's Club, Johnson has also visited Phoenix Children's Hospital for birthday parties in the Kids Zone. Each month, the Kids Zone at PCH holds a party for all patients who have a birthday in that month. The Arizona Cardinals Women's Club sponsors the event, which featured games with the patients as well as pizza and cake.





# KEESEAN JOHNSON

19 | WIDE RECEIVER | 6-1 | 201

COLLEGE: Fresno State

HOMETOWN: East Palo Alto, CA

DOB: October 9, 1996

ROUND 6

174th Overall



## NOTE CARDS

- Selected by Arizona in the sixth round (174th overall) of the 2019 NFL Draft out of Fresno State, Johnson became the seventh Fresno State player drafted by the Cardinals. First Bulldog WR drafted since Packers WR Davante Adams (2014).
- One of three WRs drafted by the Cardinals in 2019, all of whom ranked top-10 in receiving yards among FBS players last season – Massachusetts WR Andy Isabella (first), Johnson (sixth) and Iowa State WR Hakeem Butler (tied for eighth).
- Played 52 games and established school records with 3,463 receiving yards and 275 receptions, 42 more than the previous record held by Adams (233). Led the Bulldogs in all receiving categories in each of his final three seasons and finished his college career with the most receptions and second-most receiving yards among active FBS players.
- Caught at least one pass in 51 of 52 games, including each of his final 50 college contests, which set school and Mountain West Conference records and stood as the longest streak among FBS players.

### COLLEGE CAREER:

Fresno State's all-time leader in catches (275) and receiving yards (3,463), while scoring 24 receiving TDs in 52 career games ... finished his college career with the most receptions and second-most receiving yards among active FBS players ... led the Bulldogs in all receiving categories in each of his final three college seasons ... caught at least one pass in 50 consecutive games to conclude his college career, which set school and conference records and stood as the longest streak in FBS ... redshirted as a true freshman.

**2018:** Named second-team All-Mountain West, started all 14 games and led the Bulldogs in receptions (95), receiving yards (1,340) and TDs (eight) for the third-straight year ... had the fifth-most receptions (95) and receiving yards (1,340) in a single-season school history, ranking fifth and sixth among FBS players in 2018, respectively ... registered six 100-yard performances, the second most in the conference.

**2017:** Started all 14 games and led the team in receptions (77), receiving yards (1,013) and TDs (eight) for the second-straight season, earning second-team All-Mountain West ... extended his streak of games with a catch to 36, breaking a school record previously held by Henry Ellard (34) since 1982 ... had four 100-yard receiving games ... secured season-high eight

catches in two games – at #1 Alabama and vs. Houston ... had a career-long 81-yard TD reception vs. #23 Boise State.

**2016:** Started all 12 games and led the team in receptions (66), receiving yards (773) and TDs (six), receiving honorable mention All-Mountain West recognition ... also returned 11 kickoffs for 227 yards and six punts for 36 yards ... set single-game career bests in receptions (10), receiving yards (142) and TDs (three) in a breakout performance vs. Air Force.

**2015:** Had 37 receptions for 364 yards and two TDs, adding a seven-yard punt return in 12 games (10 starts) ... had seven receptions for 90 yards and his first-career TD vs. San Jose State.

### PERSONAL:

Two-way standout at Palo Alto (CA) High School where he helped lead the Vikings to the 2013 Division II CIF Central Coast Section semifinals appearance ... caught 58 passes for 1,015 yards and 14 TDs and returned three punts for TDs as a senior ... also had 38 total tackles and three INTs on defense ... played guard on the Palo Alto basketball team ... older brother, Vince Miles, played safety at San Jose State (2014-15) after transferring from Arizona ... attended the same high school as Packers WR Davante Adams ... majored in Criminology-Law Enforcement.

## JOHNSON COLLEGE STATS

	Receiving						Rushing					
Year	GP/GS	No	Yds	Avg	Lg	TD	Att	Yds	Avg	Lg	TD	
2015	12/10	37	337	9.1	29	2	0	0	0.0	0	0	
2016	12/12	66	773	11.7	53	6	3	13	4.3	10	0	
2017	14/14	77	1,013	13.2	81	8	1	0	0.0	0	0	
2018	14/14	95	1,340	14.1	45	8	4	14	3.5	7	0	
Total	52/50	275	3,463	12.6	81	24	8	27	3.4	10	0	

	Punt Returns						Kickoff Returns					
Year	Att	Yds	Avg	Lg	TD	No	Yds	Avg	Lg	TD		
2015	1	7	7.0	7	0	0	0	0.0	0	0		
2016	6	36	6.0	10	0	11	227	20.6	29	0		
2017	4	21	5.3	14	0	0	0	0.0	0	0		
2018	4	0	0.0	2	0	0	0	0.0	0	0		
Total	15	64	4.3	14	0	11	227	20.6	29	0		



**CHANDLER JONES****55 | LINEBACKER | 6-5 | 255****COLLEGE:** Syracuse**HOMETOWN:** Endicott, NY**HOW ACQUIRED:** TR-16 (NE)**DOB:** February 27, 1990**YEARS NFL/CARDINALS:** 8/4**PRO BOWL SELECTION:** 2015, 2017**NOTE CARDS**

- Acquired by the Cardinals in a trade with the New England Patriots on 3/15/16. Cardinals sent Jonathan Cooper and their 2016 second-round pick (#61) to the Patriots. Jones received the franchise tag on 2/27/17 and signed a new five-year contract on 3/10/17.
- A two-time Pro Bowl selection (2015, '17), has played in 103 games (100 starts) and recorded 396 tackles, 77.0 sacks, 19 forced fumbles, five fumble recoveries, one INT and 19 passes defended. Also has 18 tackles, 2.0 sacks and a forced fumble in nine postseason games (eight starts), including the Patriots Super Bowl XLIX victory at State Farm Stadium.
- Recorded 179 tackles, 57 tackles for loss, 41.0 sacks (seventh in Cardinals history), 81 QB hits, 49 QB pressures, nine forced fumbles, three fumble recoveries and 11 passes defended during his three seasons in Arizona.
- Leads the NFL in sacks (41.0) and tied for the league lead in tackles for loss (57) since joining the Cardinals in 2016. One of only two NFL defenders (Aaron Donald) in the top-five in each category during that span (2016-18).
- Leads the NFL with 53.5 sacks since his final year with New England in 2015. One of only two NFL players (Ryan Kerrigan) with 11.0+ sacks in each of the last four seasons (12.5 in 2015; 11.0 in 2016; 17.0 in 2017; 13.0 in 2018).
- Became the first Cardinal to record 10.0+ sacks in three consecutive seasons and the first player in team history with at least 11.0 sacks in three different seasons. Joined Curtis Greer (two) as the only players in Cardinals history with multiple seasons with 13.0+ sacks.
- Has at least 1.0 sack in 32 of 48 games since joining the Cardinals in 2016. No other player in the NFL has a sack in more than 26 games during that span.
- Since 2013, only Houston's J.J. Watt (21) has more games with multiple sacks (1.5+) than Jones (19).
- Has been named NFC Defensive Player of the Month (December, 2017), AFC Defensive Player of the Month (November, 2013), NFL Rookie of the Month (September, 2012), AFC Defensive Player of the Week (Week 2, 2014) and NFC Defensive Player of the Week (Week 5, 2018). Became the third player in franchise history to be named Defensive Player of the Month after totaling 16 tackles, 5.0 sacks, 8 TFL, 12 QB hits and a forced fumble in December, 2017.
- Donated \$40,000 to Phoenix Children's Hospital after pledging \$20,000 for each of his sacks during the final two games of the 2018 season.
- Named a Pro Bowl alternate after starting all 16 games and totaling 54 tackles, 14 tackles for loss, a team-high 13.0 sacks, a career-high six passes defended, three forced fumbles and a fumble recovery in 2018.
- Tied for the sixth-highest single-season total in franchise history with 13.0 sacks in 2018 and passed DT Darnell Dockett (40.5) for seventh place on the franchise all-time sacks list with 41.0 in his first 48 games with Arizona.
- Earned a Pro Bowl selection and first-team All-Pro (AP, PFWA, Sporting News) honors after leading the NFL with a franchise single-season record 17.0 sacks in 2017. Jones, who became the first Cardinal to ever lead the league in sacks, also led the NFL in tackles for loss (28) and QB hits (38) that season. Named the Deacon Jones Award winner for leading the NFL in sacks.
- One of four players to lead the NFL in both sacks and tackles for loss in a season since STATS, Inc. began tracking tackles for loss in 2008: Demarcus Ware (2008 and 2010), J.J. Watt (2012 and 2015) and Aaron Donald (2018).
- Had at least 1.0 sack in 13 of 16 games in 2017, becoming the first player in franchise history with a sack in at least 13 games in a single season. Since individual sacks became an official statistic in 1982, only Ware (14 in 2008) had a sack in more games in a season.
- Named a Pro Bowl alternate after starting all 16 games and collecting 57 tackles, 15 tackles for loss, 11.0 sacks, four forced fumbles, two fumble recoveries, 14 QB pressures and 22 QB hits during his first season with Arizona in 2016.
- Combined with Markus Golden's 12.5 sacks, the 2016 season marked just the third season in franchise history (1983, 1984) the Cardinals had multiple players with double-digit sacks.
- In his first season with the Cardinals, Arizona led the NFL in sacks (48.0) for just the second time in franchise history (1983).
- Named to his first Pro Bowl with New England in 2015 after collecting 12.5 sacks, fifth most in the NFL that season.
- Has two brothers: Arthur, a Super Bowl-champion defensive tackle, and Jon "Bones" Jones, a two-time UFC Light Heavyweight champion.

**PRO CAREER:**

Originally entered the NFL as a first-round pick (21st overall) of New England in the 2012 NFL Draft. Traded to the Cardinals in exchange for G Jonathan Cooper and Arizona's 2016 second-round pick (#61) on 3/15/16. Received "non-exclusive" franchise tag on 2/27/17 and signed a new five-year contract with Cardinals on 3/10/17.

**2018:** Voted a team captain for the first time in his career and played all 16 games (all starts) at defensive end for the third consecutive season and fourth time overall, totaling 54 tackles, 14 tackles for loss, a team-high 13.0 sacks, a career-high six passes defended, three forced fumbles and a fumble recovery ... named the Lloyd Herberg team MVP by the local PFWA chapter for the second consecutive season ... donated \$40,000 to Phoenix



Children's Hospital after pledging \$20,000 for each of his sacks during the final two games of the season ... had three tackles, one for loss, two QB hits, a QB pressure and a strip-sack of Alex Smith in the season-opener vs. Was (9/9) ... sacked Mitchell Trubisky for a five-yard loss on third down and tipped a Trubisky pass that was intercepted by Tre Boston vs. Chi (9/23); became the fastest player in franchise history to collect 30.0 sacks with the team (35 games) ... sacked Russell Wilson for a six-yard loss on fourth-and-one with 34 seconds remaining in the first half vs. Sea (9/30) ... had six tackles, recovered his own strip-sack of C.J. Beathard and matched a career high with two passes defended, including a batted pass on a failed two-point conversion @ SF (10/7); earned NFC Defensive Player of the Week honors for his performance ... had a strip-sack of Kirk Cousins, which was recovered and returned 36 yards for a TD by Budda Baker to tie the game at 10 late in the second quarter @ Min (10/14); finished the game with five tackles, one for loss, 1.5 sacks, two QB hits, one pass defended and a forced fumble ... dropped Case Keenum in the second quarter vs. Den (10/18), notching his fifth consecutive game with a sack, tying the second-longest streak in franchise history ... recorded six tackles, two for loss, two QB hits, two QB pressures and two sacks for a unit that held the NFL's top-ranked scoring offense to a season-low 26 points @ KC (11/11) ... collected four tackles, one for loss, two QB hits, two QB pressures and two sacks vs. Oak (11/18); trailed only Freddie Joe Nunn (11.0 in 1988) for the most sacks through 10 games in franchise history with 10.5 ... totaled three tackles, two for loss, two QB hits, three QB pressures, a sack and a pass defended for a defense that held Aaron Rodgers to a 4.66 yards-per-pass-attempt average (233 yards on 50 attempts) and a 79.8 passer rating @ GB (12/2); became the fastest player in franchise history to reach 40.0 sacks (43 games) with his first-career sack of Rodgers ... sacked Wilson for a seven-yard loss on third-and-three to force one of Seattle's eight punts @ Sea (12/30); notched a strip-sack of Wilson late in the third quarter, which was returned for a TD by Patrick Peterson, but the play was nullified by a questionable defensive holding penalty.

**2017:** Started all 16 games and set a single-season franchise record with an NFL-leading 17.0 sacks; the previous record was set by Simeon Rice (16.5) in 1999 ... finished his second season in Arizona with 68 tackles, 17.0 sacks, 28 tackles for loss, 38 QB hits, two forced fumbles and 15 QB pressures, earning first-team All-Pro honors for the first time in his career and his second career Pro Bowl bid (first as a Cardinal and first as a LB) ... became the first player in team history to lead the NFL in sacks, while also pacing the league in tackles for loss (28) and QB

hits (38) ... had seven more tackles for loss than any other player in the NFL, the biggest gap between first and second place since 2012 when J.J. Watt (39) topped Von Miller (28) ... had four tackles and sacked Matthew Stafford for a seven-yard loss @ Det (9/10) ... totaled a season-high seven tackles, 2.0 sacks, two tackles for loss, two QB hits and a forced fumble @ Ind (9/17) ... tallied three tackles, one for loss and a sack vs. Dal (9/25) ... recorded five tackles, one for loss, 1.0 sack and two QB hits @ Phi (10/8) ... notched four tackles and two sacks vs. TB (10/15) ... collected five tackles and one sack @ LAR (10/22) ... posted two tackles, one sack, one tackle for loss and two QB hits @ SF (11/5); dropped C.J. Beathard for a four-yard loss late in the fourth quarter to seal the win ... posted four tackles, one for loss, 1.0 sack, one pass defended, three QB pressures and one QB hit vs. Sea (11/9); had a sack in five consecutive games for the second time on the season (Weeks 16-17 in 2016 and Weeks 1-3 in 2017), which matched the second-longest streak in franchise history ... collected seven tackles, a career-high five for loss, two sacks, two QB pressures and three QB hits vs. Jax (11/26); his five tackles for loss against the Jaguars are the most by an NFL player since Watt had six vs. KC (9/13/15) ... recorded four tackles, one for loss, a strip-sack, one QB pressure and three QB hits vs. LAR (12/3) ... had five tackles, a sack, three tackles for loss and two QB hits vs. Ten (12/10) ... tallied three tackles, one for loss, 1.0 sack and four QB hits for a defense that held the Redskins to a season-low 31 rushing yards @ Was (12/17) ... registered six tackles, three for loss, 2.0 sacks and three QB hits in the season finale win @ Sea (12/31).

**2016:** Started all 16 games and finished second on the team with 11.0 sacks and tied for second with 18 tackles for loss ... marked his third double-digit sack season in five NFL seasons ... paired with Markus Golden (12.5) to form the Cardinals third double-digit sacks duo in franchise history and first since 1984 ... tied for the team lead and matched career high with four forced fumbles and added 57 tackles, two fumble recoveries, three passes defended, 22 QB hits and 14 QB pressures ... selected as a Pro Bowl alternate ... in his Cardinals debut against his former team, had a sack and a fumble recovery vs. NE (9/11); recovered a fumble in the second quarter that led to a Cardinals TD and then sacked Jimmy Garoppolo for a five-yard loss in the fourth quarter; totaled five tackles, including one for loss ... had a 10-yard sack on game's final drive vs. TB (9/18); also had one solo tackle for loss and team highs with four QB pressures and four QB hits ... registered a sack for third straight game when he brought down Tyrod Taylor for a two-yard loss in the second quarter @ Buf (9/25); totaled five tackles, including a

## A MARVELOUS RUN IN ARIZONA

By any measure, **Jones** has been one of the best defenders in the NFL since he came to Arizona in a trade prior to the 2016 season. Since joining the team, Jones leads the NFL in sacks (41.0) and is tied for the lead in tackles for loss (57).

### NFL Leaders – Sacks (2016-18)

Rnk	Player (Team)	Sacks
1	<b>Chandler Jones (AZ)</b>	<b>41.0</b>
2	Aaron Donald (LAR)	39.5
3	Von Miller (Den)	38.0
4	Ryan Kerrigan (Was)	37.0
5t	Khalil Mack (Chi)	34.0
5t	Danielle Hunter (Min)	34.0

### NFL Leaders – Tackles for Loss (2016-18)

Rnk	Player (Team)	TFL
1t	<b>Chandler Jones (AZ)</b>	<b>57</b>
1t	Aaron Donald (LAR)	57
3	Jadeveon Clowney (Hou)	53
4	Cameron Jordan (NO)	52
5	Calais Campbell (Jax)	46



### JONES GETS 40TH SACK AS A MEMBER OF THE CARDINALS

Jones recorded his 40th sack as a member of the Cardinals when he took down Packers QB Aaron Rodgers in Week 13. Jones reached 40 sacks with the Cardinals in just his 44th game with the team. He reached the career milestone in fewer games than any other player in franchise history.

### JONES RANKS 7TH ON CARDINALS ALL-TIME SACKS LIST

Despite having played just three seasons in Arizona, Jones (41.0) ranks seventh on the franchise all-time sacks list.

### Franchise Career Leaders – Sacks

Rnk	Player (Years)	Sacks	Games
1	Freddie Joe Nunn (1985-93)	66.5	131
2	Calais Campbell (2008-16)	56.5	138
3	Simeon Rice (1996-2000)	53.5	79
4	Curtis Greer (1980-88)	50.5	94
5	Ken Harvey (1988-93)	47.5	90
6	Eric Swann (1991-99)	45.5	110
7	<b>Chandler Jones (2016-18)</b>	<b>41.0</b>	<b>48</b>
8	Darnell Dockett (2004-14)	40.5	158
9	Bertrand Berry (2004-09)	40.0	72
10	Al Baker (1983-86)	37.5	63



## RECORD SETTING SEASONS



## JONES MAKES HISTORY IN 2018

Cardinals All-Pro **Chandler Jones** recorded 13.0 sacks in 2018. Combined with his 11.0 sacks in 2016 and 17.0 sacks in 2017, he became the first player in franchise history with 10+ sacks in three consecutive seasons.

Jones is the only player in franchise history with at least 11.0+ sacks in three different seasons. He joined Washington's Ryan Kerrigan also the only players in the NFL with 11.0+ sacks in each of the last three seasons.

## Franchise Record – Seasons with 10+ Sacks

Rnk	Player	Seasons
1t	<b>Chandler Jones</b>	3 – 2016 (11.0), 2017 (17.0), 2018 (13.0)
1t	Simeon Rice	3 – 1996 (12.5), 1998 (10.0), 1999 (16.5)
1t	Al Baker	3 – 1983 (13.0), 1984 (10.0), 1986 (10.5)
4t	Freddie Joe Nunn	2 – 1987 (11.0), 1988 (14.0)
4t	Curtis Greer	2 – 1983 (16.0), 1984 (14.0)

Jones tied for seventh in the NFL with 13.0 sacks in 2018.

## A SEASON TO REMEMBER IN 2017

Jones recorded an NFL-high and franchise record 17.0 sacks in 2017, becoming the first player in franchise history to lead the NFL in sacks in a season. Jones also led the NFL in tackles for loss (28) and QB hits (38).

## NFL Leaders – Sacks (2017)

Rnk	Player (Team)	Sacks
1	<b>Chandler Jones (AZ)</b>	<b>17.0</b>
2t	Calais Campbell (Jax)	14.5
2t	Demarcus Lawrence (Dal)	14.5
4t	Everson Griffen (Min)	13.0
4t	Cameron Jordan (NO)	13.0
4t	Ryan Kerrigan (Was)	13.0

## NFL Leaders – Tackles for Loss (2017)

Rnk	Player (Team)	TFL
1	<b>Chandler Jones (AZ)</b>	<b>28</b>
2	Jadeveon Clowney (Hou)	21
3t	Melvin Ingram (LAC)	17
3t	Cameron Jordan (NO)	17
3t	Matt Judon (Bal)	17
3t	Von Miller (Den)	17

team-leading three for loss, and added two QB pressures and two QB hits ... notched four solo tackles and a sack vs. LAR (10/2); forced and recovered a fumble by Case Keenum on his third-quarter sack; fourth straight game with a sack made him the first player in team history (joined later in the same game by Golden) with a sack in each of the season's first four games ... posted season-high seven tackles, including one for loss @ SF (10/6); also had one pass defended (deflecting pass that was picked off by Calais Campbell) ... sacked Russell Wilson and forced a fumble in the fourth quarter vs. Sea (10/23); also had three solo tackles and three QB hits ... recorded a season-high two sacks vs. SF (11/13); marked his 11th-career multi-sack game and first with Arizona; totaled four tackles, including two for loss, and had three QB hits ... sacked Sam Bradford and forced a fumble that Cardinals recovered in the fourth quarter @ Min (11/20); added five tackles, including two for loss ... registered four tackles and a team-high three for loss @ Mia (12/11) ... recorded 1.5 sacks @ Sea (12/24); totaled five tackles, one for loss, and added three QB pressures and three QB hits ... notched 1.5 sacks for the second straight week @ LAR (1/1/17); marked his third multi-sack game of the season and 13th career; also had two tackles, one for loss, a forced fumble, one pass defended and two QB hits.

**2015:** Started 15 games and both postseason contests, totaling 44 tackles with 12.5 sacks and four forced fumbles ... also had his first career INT and added one pass defended ... selected to first Pro Bowl ... posted a career-high three sacks @ Buf (9/20); had two sacks in the second quarter and added another in the third quarter, marking his seventh career multi-sack game ... recorded four tackles and 2.5 sacks of Andrew Luck @ Ind (10/18), his second multi-sack game of the season and eighth of his career ... forced a fumble on a sack of Ryan Fitzpatrick vs. NYJ (10/25) ... notched his third multi-sack game in the season's first seven games when he had two vs. Mia (10/29) ... had one sack each vs. Was (11/8) and @ NYG (11/15), giving him at least one sack in five consecutive games, the longest streak of his career; also forced a fumble on the sack of Eli Manning against the Giants ... collected his first career INT when he picked off Brock Osweiler @ Den (11/29); led to a TD on the Patriots ensuing possession; also forced a fumble later in the game ... sacked and forced a fumble by Marcus Mariota that was recovered in the end zone for a Patriots TD vs. Ten (12/20); added a second sack in the third quarter for his fourth multi-sack game of the season and the 10th of his career ... inactive (abdomen/toe) for regular season finale @ Mia (1/3/16) ... registered four tackles, a sack of Alex Smith and forced a Knile Davis fumble in Divisional Playoff win vs. KC (1/16/16) ... had one solo tackle in AFC Championship Game @ Den (1/24/16).

**2014:** Played in 10 games (eight starts) and finished with 43 tackles, six sacks, two forced fumbles, a fumble recovery and two passes defended ... also started all three postseason games, recording eight tackles and a sack as the Patriots won Super Bowl XLIX at State Farm Stadium ... had season highs with eight tackles and two sacks and scored his second career TD when he blocked a 48-yard FG attempt and returned it 58 yards for a score @ Min (9/14); marked his second career blocked FG; earned AFC Defensive Player of the Week honors for the first time in his career ... recorded a half-sack @ KC (9/29) ... had five tackles and a sack while forcing and recovering a Kyle Orton fumble @ Buf (10/12) ... added a sack in second straight game vs. NYJ (10/16) ... inactive (hip) the next six games ... returned from injury to record seven tackles, 1.5 sacks and a forced fumble vs. Mia (12/14) ... collected four tackles in Divisional Playoff vs. Bal (1/10/15) ... had one tackle in AFC Championship Game vs. Ind (1/18/15) ... notched three tackles and his first career postseason sack in Super Bowl XLIX victory vs. Sea (2/1/15).

**2013:** Started all 16 games and had a career-high 82 tackles, 11.5 sacks, one forced fumble, a fumble recovery for a TD and a blocked FG ... became first Patriots player with five or more sacks in each of his first two seasons since Chris Slade (1993-94) ... tied for third in the AFC and ranked seventh in the NFL in sacks ... had five tackles and a season-best two sacks vs. NYJ (9/12) ... recorded two half-sacks vs. TB (9/22) ... posted a half-sack @ Cin (10/6) and a full sack vs. NO (10/13) ... totaled a career-high 11 tackles and added 2.0 sacks and a forced fumble @ NYJ (10/20); gave him a sack in three straight games and four sacks in two meetings with the Jets ... blocked a 39-yard FG attempt with 2:51 remaining to help preserve New England's victory vs. Mia (10/27) ... totaled four sacks in a three-game span: two vs. Pit (11/3) and one each @ Car (11/18) and vs. Den (11/24); earned AFC Defensive Player of the Month for November with 16 tackles and four sacks in three games ... registered his final sack of the season @ Mia (12/15) ... scored first career TD when he recovered a fumbled shotgun snap in the end zone @ Bal (12/22) ... started Divisional Playoff vs. Ind (1/11/14) and AFC Championship Game (1/19/14) and had three total tackles.

**2012:** Played 14 games (13 starts) and totaled 48 tackles, six sacks, five passes defended and three forced fumbles ... started in his NFL debut @ Ten (9/9) and had six tackles and his first career sack and forced fumble; forced fumble was recovered by fellow rookie Dont'a Hightower and returned for a TD ... had a sack and forced fumble in his second straight game vs. Ari (9/16) ... recorded six tackles and a sack @ Buf (9/30); gave him three





## SACKS IN BUNCHES

## MORE THAN JUST THE ONE

Dating back to 2013, only Houston's J.J. Watt (21) has more games with multiple sacks than Jones. Jones had three multi-sack games in 2018 and has 10 career multi-sack performances as a member of the Cardinals.

## NFL Leaders – Multi-Sack Games (2013-18)

Rnk	Player (Team)	Gms
1	J.J. Watt (Hou)	21
2	<b>Chandler Jones (AZ)</b>	<b>19</b>
3	Justin Houston (Ind)	18
4	Cameron Jordan (NO)	16
5t	Ryan Kerrigan (Was)	15
5t	Cameron Wake (Ten)	15

## GAME AFTER GAME, JONES GETS A SACK

Jones has 41.0 sacks in 48 career games with the Cardinals. He has at least one sack in 32 of 48 games in three seasons (2016-18) with Arizona. Dating back to 2016, no player in the NFL has a sack in more games than Jones.

## NFL Leaders – Games with 1.0+ Sack (2016-18)

Rnk	Player (Team)	Games
1	<b>Chandler Jones (Arizona)</b>	<b>32</b>
2t	Khalil Mack (Chicago)	26
2t	Von Miller (Denver)	26
2t	Ryan Kerrigan (Washington)	26
5	Danielle Hunter (Minnesota)	25

sacks in first four career games, the most by a Patriots rookie since Chris Slade had five (1993) ... named NFL Rookie of the Month for September after totaling 19 tackles, three sacks and two forced fumbles in four games ... set season highs with nine tackles and three sacks and added a forced fumble @ Sea (10/14); marked his first career multi-sack game ... collected four tackles and a sack @ StL (10/28) ... suffered ankle injury vs. Ind (11/18) and missed the next two games ... returned for last four games of the season, and capped off regular season with six tackles and two passes defended vs. Mia (12/30) ... started and had two tackles in Divisional Playoff vs. Hou (1/13/13) ... played in AFC Championship Game vs. Bal (1/20/13).

## COLLEGE:

Played in 32 games (28 starts) and totaled 147 tackles, 27 tackles for loss, 10.0 sacks, one INT, five forced fumbles and a fumble recovery ... entered NFL Draft following his junior season ... earned first-team All-Big East honors as a junior in 2011 when he made seven starts and had 38 tackles, 7.5 tackles for loss and a

career-best 4.5 sacks ... also had two forced fumbles and an INT ... was a second-team all-conference selection as a sophomore after starting all 13 games and recording 57 tackles, 9.5 tackles for loss, four sacks, three forced fumbles and a fumble recovery ... received second-team National All-Freshman honors from Phil Steele in 2009 ... played all 12 games (eight starts) and finished with 52 tackles, 10 tackles for loss and 1.5 sacks ... member of the 2010 Spring Athletic Director's Honor's Roll ... redshirted in 2008.

## PERSONAL:

Attended Union-Endicott (NY) High School where he was rated among the top 15 prospects in the state by Scout.com and Super Prep ... earned first-team All-State and all-Metro honors after totaling 75 tackles, seven sacks, two forced fumbles and three fumble recoveries as a senior in 2007 ... also played TE and averaged a team-high 17.4 yards per catch ... has two brothers: Arthur, a former NFL defensive tackle and Jon, a UFC fighter ... majored in Child and Family Studies.

## CARDINALS IN THE COMMUNITY

Pro Bowler Chandler Jones leads the NFL with 41 sacks since coming to the Cardinals in 2016. While dominating on the field, he has also been active in the Arizona community.

Last season, Jones donated \$40,000 to Phoenix Children's Hospital in December. He originally pledged \$20,000 to PCH for every sack he collected in the Cardinals final two games of the season. He recorded one in the team's season finale at Seattle, but opted to double the donation to \$40,000.

In the offseason, he joined representatives from the Cardinals and the Be Kind Crew to participate in an anti-bullying assembly in Phoenix. Jones passed along a message about kindness and what to do instead of what not to do when it comes to bullying.

He also hosted his second annual football camp last June for 75 kids at the Dignity Health Cardinals Training Center. The kids had the opportunity to learn proper technique and training tips while also taking part in a Q&A with Jones.



## JONES CAREER STATS

DATE	TEAM	GP	GS	TK	S	TACKLES					INTERCEPTIONS					FUMBLES			
						A	TFL	YDS	SK	YDS	QBH	NO	YDS	LG	TD	PD	FF	FR	YDS
2012	Patriots	14	13	53	29	24	8	17	6.0	33.0	12	0	0	0	0	5	3	0	0
2013	Patriots	16	16	84	54	30	14	73	11.5	73.5	22	0	0	0	0	0	1	1	0
2014	Patriots	10	8	43	27	16	5	29	6.0	49.5	10	0	0	0	0	2	2	1	0
2015	Patriots	15	15	44	31	13	11	72	12.5	89.5	17	1	0	0	0	2	4	0	0
2016	Cardinals	16	16	57	43	14	18	48	11.0	85.5	22	0	0	0	0	3	4	2	0
2017	Cardinals	16	16	68	56	12	28	130	17.0	113.0	38	0	0	0	0	2	2	0	0
2018	Cardinals	16	16	54	41	13	14	61	13.0	71.0	21	0	0	0	0	6	3	1	0
NFL TOTALS		103	100	403	281	122	98	430	77.0	515.0	142	1	0	0	0	20	19	5	0



## JONES POSTSEASON STATS

DATE TEAM	GP GS	TK	S	A	TACKLES					QBH	INTERCEPTIONS					FUMBLES		
					TFL	YDS	SK	YDS			NO	YDS	LG	TD	PD	FF	FR	YDS
2012 Patriots	2 1	2	1	1	0	0	0.0	0.0		0	0	0	0	0	0	0	0	0
2013 Patriots	2 2	3	2	1	0	0	0.0	0.0		2	0	0	0	0	0	0	0	0
2014 Patriots	3 3	8	7	1	1	3	1.0	3.0		5	0	0	0	0	0	0	0	0
2015 Patriots	2 2	5	3	2	1	3	1.0	3.0		1	0	0	0	0	0	1	0	0
<b>NFL TOTALS</b>	<b>9 8</b>	<b>18</b>	<b>13</b>	<b>5</b>	<b>2</b>	<b>6</b>	<b>2.0</b>	<b>6.0</b>		<b>8</b>	<b>0</b>	<b>0</b>	<b>0</b>	<b>0</b>	<b>0</b>	<b>1</b>	<b>0</b>	<b>0</b>

## SINGLE-GAME HIGHS: DEFENSIVE

**Total Tackles** 11 at New York Jets, Oct 20, 2013  
**Sacks** 3.0 at Buffalo Bills, Sep 20, 2015  
**Passes Defensed** 2 at San Francisco 49ers, Oct 07, 2018  
 ...2 more at 2.  
**Forced Fumbles** 1 at Minnesota Vikings, Oct 14, 2018  
 ...18 more at 1.

**Fumble Recoveries** 1 at San Francisco 49ers, Oct 07, 2018  
 ...4 more at 1.  
**Tackles For Loss** 5 vs. Jacksonville Jaguars, Nov 26, 2017  
**Interceptions** 1 at Denver Broncos, Nov 29, 2015

## SINGLE-GAME HIGHS - POSTSEASON: DEFENSIVE

**Total Tackles** 4 vs. Kansas City Chiefs, Jan 16, 2016  
 ...1 more at 4.  
**Sacks** 1.0 vs. Kansas City Chiefs, Jan 16, 2016  
 ...1 more at 1.0.

**Forced Fumbles** 1 vs. Kansas City Chiefs, Jan 16, 2016  
**Tackles For Loss** 1 vs. Kansas City Chiefs, Jan 16, 2016  
 ...1 more at 1.

## SINGLE-GAME HIGHS: RUSHING/RECEIVING

**Punt Returns** 1 at Seattle Seahawks, Dec 24, 2016

**Most TDs** 1 at Minnesota Vikings, Sep 14, 2014  
 ...1 more at 1.

**CHRIS JONES****25 | CORNERBACK | 6-0 | 200****COLLEGE:** Nebraska**HOMETOWN:** Jacksonville, FL**HOW ACQUIRED:** FA-18**DOB:** August 13, 1995**YEARS NFL/CARDINALS:** 1/1**PRO CAREER:**

Signed with Detroit as an undrafted rookie free agent on 5/11/18. Released by the Lions on 9/1/18 and signed to the Cardinals practice squad on 9/3/18. Elevated to Arizona's active roster from the team's practice squad on 11/20/18. Released by the Cardinals on 11/27/18 and re-signed to the practice squad on 11/29/18. Elevated to Arizona's active roster on 12/18/18.

**2018:** Spent most of his rookie season on the Cardinals practice squad and saw action on special teams in two games for Arizona ... saw action on special teams in his NFL debut @ LAC (11/25) and the season finale @ Sea (12/30).

**COLLEGE:**

Played 45 games in four years (2014-17) ... had seven tackles and a pass breakup in seven games (six starts) as a senior in 2017 ... missed the first five games of the season due to injury ... earned honorable mention All-Big Ten accolades from the coaches and media after recording 37 tackles, three INTs, 10 passes defensed and one TD in 13 games (all starts) as a junior in 2016 ... played in 13 games (seven starts), totaling 25 tackles, two INTs and five passes defensed as a sophomore in 2015 ... saw action on special teams in 12 games as a true freshman in 2014.

**PERSONAL:**

Helped lead Sandalwood (FL) High School to an 8-3 record and an appearance in the Class 8A state playoffs as a senior in 2013 ... received All-First Coast team honors by the Florida Times-Union with 32 tackles and four INTs (one returned for a TD).



# CHARLES KANOFF

6 | QUARTERBACK | 6-4 | 227

**COLLEGE:** Princeton

**HOW ACQUIRED:** FA-18

**YEARS NFL/CARDINALS:** 1/1

**HOMETOWN:** Pacific Palisades, CA

**DOB:** October 6, 1994

## PRO CAREER:

Signed with the Cardinals as an undrafted rookie free agent on 5/11/18 and was released on 9/1/18. Re-signed to the practice squad on 9/2/18 and was elevated to the active roster on 11/24/18. Released on 11/29/18 and re-signed to the practice squad on 11/30/18. Signed a future contact on 12/31/18.

## COLLEGE:

Played 32 games (30 starts) and set school career records for passing yards (7,510) and completions (655) ... completed 655-of-1,015 career pass attempts for 7,510 yards, 43 TDs and 22 INTs ... also rushed for 147 yards and a TD ... set Ivy League and Princeton single-season records with 3,474 passing yards and a 73.2 completion percentage as a senior in 2017 ... set single-season program records for completions (284) and TD passes (29) ... named the Ivy League Offensive Player of the Year and unanimous first-team All-Ivy League selection after starting all 10

games ... awarded the William Winston Roper Trophy, which goes to "a male senior of high scholastic rank and outstanding qualities of sportsmanship and general proficiency in athletics" ... a team tri-captain and a second-team All-Ivy League selection as a junior in 2016, led Princeton to the league championship ... became the first Princeton QB since Chad Roghair (1991) to win his first four career starts, throwing for 2,295 yards and eight TDs as a sophomore in 2015.

## PERSONAL:

One of the top-ranked dual-threat QBs in the nation by ESPN.com ... two-time first-team all-league selection at Harvard Westlake (Los Angeles, CA) High School ... named first-team All-CIF as a senior after throwing for 3,400 yards and 38 TDs in 2012 ... totaled 85 TDs (rushing and receiving) during his prep career ... also played volleyball and helped team win CIF championship in basketball ... named a national AP Scholar with distinction and earned CIF Scholar-Athlete award.



# CHRISTIAN KIRK

13 | WIDE RECEIVER | 5-11 | 200

**COLLEGE:** Texas A&M

**HOW ACQUIRED:** D2-18

**YEARS NFL/CARDINALS:** 2/2

**HOMETOWN:** Scottsdale, AZ

**DOB:** November 18, 1996

## NOTE CARDS

- Selected by the Cardinals in the second round (47th overall) of the 2018 NFL Draft out of Texas A&M. A native of Scottsdale who attended Saguaro High School, Kirk became the first Cardinals draft pick who played high school football in Arizona since the team selected G Deuce Lutui in the second round in 2006.
- Played with Cardinals 2019 #1 overall draft pick QB Kyler Murray when both were freshman at Texas A&M in 2015. Caught Murray's first career completion and first TD pass at the college level.
- Appeared in 12 games (seven starts) during his rookie season with Arizona, totaling 43 receptions for 590 yards and three TDs while adding 21 punt returns for 164 yards and 35 rushing yards on three attempts. Named to the PFWA All-Rookie team as a punt returner.
- Prior to the foot injury that cut his debut season short, Kirk ranked second in the NFL in receptions and third in the NFL in receiving yards among rookie WRs through Week 13.
- Kirk (75 and 59-yard TD receptions) joined Giants RB Saquon Barkley (five), Browns RB Nick Chubb (two) and Falcons WR Calvin Ridley (two) as the only rookies with multiple TDs of 50+ yards in 2018. Kirk and Ridley were the only rookies with multiple TD catches of 50+ yards.
- During his time at Saguaro, Kirk (the Gatorade Player of the Year in Arizona in 2014) was a teammate of current Cardinals RB D.J. Foster (2011) and CB Byron Murphy (2014). Kirk was named the Arizona Cardinals High School Player of the Week following the first game of his senior season in 2014.



## PRO CAREER:

Selected by the Cardinals in the second round (47th overall) of the 2018 NFL Draft, Kirk 12 games (seven starts) as a rookie before a foot injury landed him on injured reserve on 12/4/18.

**2018:** Turned in a highly-productive rookie campaign with 43 receptions for 590 yards and three TDs, three carries for 35 yards and 21 punt returns for 164 yards in 12 games (seven starts) prior to a season-ending foot injury ... ranked second in receptions (43) and third in receiving yards (590) among rookie WRs through Week 13 ... notched a season-long 44-yard punt return in his NFL debut vs. Was (9/9), the Cardinals longest punt return since Ted Ginn Jr. (71 yards) in 2014 ... had season highs in receiving yards (90) and catches (seven) vs. Chi (9/23) ... caught a 75-yard TD pass from Josh Rosen on the Cardinals first offensive play of the game (the third-longest rookie-to-rookie TD play in franchise history) @ SF (10/7); became the fifth Arizona-born player to score a TD for the Cardinals and first since TE Todd Heap (Mesa) on 1/1/12 ... scored the game-winning TD with a nine-yard reception on third-and-goal with 34 seconds left in the game vs. SF (10/28) ... caught three passes for 77 yards, including a 59-yard TD reception on his 22nd birthday vs. Oak (11/18); became the first Cardinal with a TD on his birthday since WR Ernie Jones (12/15/91 at Den) caught a TD pass on his 27th birthday ... had a 23-yard carry and a 37-yard reception on consecutive plays to start Arizona's third quarter FG drive @ GB (12/2); left the game with a foot injury in the fourth quarter and was placed on injured reserve on 12/4.

## COLLEGE:

During his three seasons at Texas A&M, started 36 of 39 games played and totaled 234 receptions for 2,856 yards and 26 TDs receiving, 23 rushing attempts for 120 yards, 48 kickoff returns for 1,048 yards and a TD, and 37 punt returns for 814 yards and six TDs ... three-year total added up to 4,838 all-purpose yards and 33 total TDs ... despite playing just three seasons, fell just 29 receptions shy of breaking the SEC all-time receptions record (262 by Jordan Matthews) and 19 receptions shy of breaking the Aggies career receptions record (252 by Ryan Swope) ... earned first-team All-SEC honors as a return man and as an all-purpose player in both 2016 and 2017 ... also added first-team All-SEC honors as a WR in 2016 ... left Texas A&M as the NCAA's career active leader in punt return average (22.0) and punt return TDs (6) ... his six career punt return TDs doubled the previous school career record ... against New Mexico State in 2016, became the first player in A&M history with two punt return TDs in a game ... only player in Texas A&M history to post consecutive seasons with

80+ receptions, doing so with 80 catches in 2015 and 83 receptions in 2016 ... led the Aggies in receptions in both of those seasons and led the SEC in receptions in 2016 ... served as an offensive captain as a junior in 2017, starting all 13 games ... named first team All-SEC as all-purpose and return specialist and tabbed as a second team All-SEC selection at WR ... racked up 919 receiving yards on 71 catches with a career-high 10 receiving TDs ... returned 22 kickoffs for 490 yards and a TD ... returned 10 punts for 191 yards and a TD ... averaged 125.5 all-purpose yards per game ... was the only SEC player to return both a punt and kickoff for a TD in 2017 ... started 12 of 13 games as a sophomore in 2016 and caught an SEC-leading 83 passes for 928 yards and nine TDs ... led the nation with three punt return TDs ... averaged 21.7 yards on 13 punt returns ... named third-team All-American by the AP ... picked first-team All-SEC at WR, as a return man and as an all-purpose player ... his 12 total TDs (9 receiving, 3 punt returns) led the team ... finished the season with a team-high 1,418 all-purpose yards ... returned two punts for TDs against New Mexico State, a school record and added a TD catch in the game ... started 11 of 13 games played during his record-setting freshman campaign in 2015, leading the Aggies in receptions (80), receiving yards (1,009), all-purpose yards (1,789), punt return yards (341), kickoff return yards (385) and total TDs (8) ... among SEC freshmen, led the way in receptions (6.2 per game), receiving yards (77.6 per game), punt return average (24.4) and all-purpose yardage ... earned Freshman All-America honors from the Sporting News, first-team All-SEC honors (all-purpose) from the Associated Press, SEC Freshman of the Year (coaches) and SEC Newcomer of the Year (AP) ... in the first game of his freshman season against Arizona State, caught six passes for 106 yards and a TD and added a 79-yard punt return TD.

## PERSONAL:

Attended Saguaro (Scottsdale, AZ) High School where he was named an All-American by Under Armour, MaxPreps and PrepStar and was the Gatorade Player of the Year in Arizona as a senior in 2014 ... during his senior season, surpassed 3,000 all-purpose yards, including nearly 1,700 as a rusher and 1,200 as a receiver ... scored 25 rushing TDs, 17 receiving TDs, two kick return TDs and returned two INTs for TDs in his final year ... named the Arizona Cardinals High School Player of the Week (Wk 1) in 2014 ... as a junior, gained more than 2,000 all-purpose yards, including 1,183 receiving yards and 832 rushing yards ... totaled 33 TDs, including 17 as a WR, 13 rushing and three as a returner ... on defense, contributed 55 tackles and two INTs ... majored in University Studies with a concentration in Business at the Mays Business School.

## CARDINALS IN THE COMMUNITY

Arizona native Christian Kirk was drafted by the Cardinals in 2018 and got the opportunity to start his NFL career in his hometown. While excelling on the field, he has made sure give back to the community in which he was raised.

As a rookie, he created the "Kicks from Kirk" program which offered fans the opportunity to win a free pair of Adidas shoes each week courtesy of Kirk by submitting a write up of someone who has significantly impacted their lives. Kirk selected a winner each week as part of the contest.

He joined Cardinals teammates to visit Luke Air Force base in November as part of the NFL's Salute to Service month. The group from the Cardinals got an up-close look at F-35's and F-16's from the 61st Fight Squadron and visited various personnel stationed on the base.

In the offseason, he teamed with the Stabler Foundation to provide backpacks for the Sunshine Pack Drive to benefit the Arizona Children's Cancer Foundation. Kirk donated 400 backpacks and took part in an event to help collect arts and crafts, books, journals, games, headphones and other small goods to include in the packs for children.





## KIRK CAREER STATS

DATE TEAM	GP GS	RECEIVING					RUSHING				
		NO.	YDS	AVG	LG	TD	NO.	YDS.	AVG.	LG	TD
2018 Cardinals	12 7	43	590	13.7	75t	3	3	35	11.7	23	0
<b>NFL TOTALS</b>	<b>12 7</b>	<b>43</b>	<b>590</b>	<b>13.7</b>	<b>75t</b>	<b>3</b>	<b>3</b>	<b>35</b>	<b>11.7</b>	<b>23</b>	<b>0</b>

## KIRK CAREER STATS

KICKOFF RETURNS						PUNT RETURNS					
DATE TEAM	RET.	YDS.	AVG.	LG	TD	NO.	FC	YDS	AVG	LG	TD
2018 Cardinals	0	0	0.0	0	0	21	17	164	7.8	44	0
NFL TOTALS	0	0	0.0	0	0	21	17	164	7.8	44	0

## SINGLE-GAME HIGHS: RUSHING/RECEIVING

**Rush Attempts** 1 at Green Bay Packers, Dec 02, 2018  
...2 more at 1.

**Rushing Yards** 23 at Green Bay Packers, Dec 02, 2018

**Longest Runs** 23 at Green Bay Packers, Dec 02, 2018

**Receptions** 7 vs. Chicago Bears, Sep 23, 2018

**Receiving Yards** 90 vs. Chicago Bears, Sep 23, 2018

**Longest Receptions** 75t at San Francisco 49ers, Oct 07, 2018

**Receiving TDs** 1 vs. Oakland Raiders, Nov 18, 2018  
...2 more at 1.

**All-purpose yards** 115 vs. Oakland Raiders, Nov 18, 2018

**Fair Catches** 5 vs. San Francisco 49ers, Oct 28, 2018

**Punt Return Yards** 44 vs. Washington Redskins, Sep 09, 2018

**Longest Punt Return** 44 vs. Washington Redskins, Sep 09, 2018

**Punt Returns** 4 vs. Oakland Raiders, Nov 18, 2018

**Miscellaneous Tackles** 1 at Los Angeles Chargers, Nov 25, 2018  
...1 more at 1.

**Most TDs** 1 vs. Oakland Raiders, Nov 18, 2018  
...2 more at 1.

**ANDY LEE****4 | PUNTER | 6-1 | 185****COLLEGE:** Pittsburgh**HOW ACQUIRED:** FA-17**YEARS NFL/CARDINALS:** 16/3**HOMETOWN:** Westminster, SC**DOB:** August 11, 1982**PRO BOWL SELECTION:** 2007, 2009, 2011**NOTE CARDS**

- Three-time Pro Bowl (2007, 2009, 2011) and four-time All-Pro (2007, 2009, 2011-12) selection ranks sixth in NFL history in career punting average (46.6) and fifth in punts inside the 20-yard line (404).
- Has appeared in 233 career games, including all 32 games in two seasons with the Cardinals.
- In 2018, led the NFL and established a franchise single-season record with a 48.6-yard punting average, marking the second time in his career (2011) he led the NFL in punting average.
- Established a Cardinals single-season record for punting average in each of his two seasons in Arizona: 47.3 in 2017 and 48.6 in 2018.
- Owns the franchise single-season record for punting average for both the Cardinals (48.6 yards in 2018) and 49ers (50.9 yards in 2011).
- Has finished in the top-10 in punting average in 12 of his 15 NFL seasons.
- Averaged 50.0+ yards per punt in six games during the 2018 season, setting a franchise single-season record and tying for the most such performances in the NFL last season.
- In Week 11 of the 2017 season at Houston, matched a single-game franchise record with a career-high six punts downed inside the 20-yard line.
- Appeared in 176 games over 11 seasons (2004-14) with San Francisco, setting franchise records in punts (941), punting yards (43,468), gross average (46.2) and punts inside the 20-yard line (300).
- Led the league in gross (50.9) and net (44.0) averages during the 2011 season, setting a single-season NFL record (since broken) for net punting average.
- Led the NFL with 49 punts of 50 or more yards and 42 punts downed inside the 20-yard line (then-NFL record) during the 2007 season.

**PRO CAREER:**

Originally selected by the San Francisco 49ers in the sixth round (188th overall) of the 2004 NFL Draft. Re-signed with the 49ers on 3/9/07 (six-year contract) and 5/23/12 (six-year extension). Traded to the Cleveland Browns for a 2017 seventh-round pick on 6/6/15. Traded to the Carolina Panthers for a 2018 fourth-round draft pick on 8/29/16. Released by the Panthers on 9/2/17. Signed a two-year contract with the Cardinals on 9/4/17 and a two-year contract extension on 6/14/18 that will keep him in Arizona through the 2020 season.

**2018:** Appeared in all 16 games for the second consecutive season with Arizona and broke his own single-season franchise record and led the NFL in gross punting average for the second time in his career with a 48.6-yard mark ... averaged 50.0+ yards per punt in six games, which established a new single-season franchise record and tied for the NFL lead in 2018 ... ranked fifth in the NFL with a 42.6-yard net punting average, which is the best single-season mark by a Cardinals punter since at least 1991 ... averaged 52.6 yards on five punts, including three inside the Redskins 20-yard line and a 60-yarder in the season-opener vs. Was (9/9) ... had a special teams tackle and eight punts for 403 yards (50.4-yard average) @ LAR (9/16) ... averaged 50.8 yards on four punts, including a 61-yarder to the Bears six-yard line @ Chi (9/23) ... dropped a season-high five punts inside the 20-yard line, including a 52-yarder to the 16, and allowed just three punt return yards @ SF (10/7); one of just seven NFL punters to down at least five punts inside the 20-yard line in a game in 2018 ... punted five times for a 49.4-yard average and limited Tyreek Hill to zero yards on two punt returns @ KC (11/11) ... averaged 52.3 yards on eight punts and downed two inside the

Raiders 20-yard line, including a 57-yarder to the Oakland two-yard line with 3:16 remaining in the fourth quarter vs. Oak (11/18) ... registered a season-long 64-yard punt that was downed at the Packers five-yard line with 11:28 remaining in the game @ GB (12/2) ... averaged 49.8 yards per punt, landed three punts inside the Lions 20-yard line and limited Detroit to eight yards on three returns (2.7-yard average) vs. Det (12/9) ... dropped four of his five punts inside the Rams 20-yard line, including a 47-yarder to the five-yard line in the fourth quarter vs. LAR (12/23).

**2017:** Played all 16 games for the Cardinals and established a franchise single-season record with a 47.3-yard punting average in 2017 ... ranked second in the NFL in gross punting average (48.0) and punts inside the 20-yard line (19) over the final eight weeks of the season ... finished his first season in Arizona with 88 punts for a 47.3-yard gross average, a 39.7-yard net average, 29 punts inside the 20-yard line and a long of 63 yards ... dropped two punts inside the 20-yard line, including a 51-yarder to the Dallas 11-yard line, on six punts vs. Dal (9/25) ... averaged 48.8 yards on six punts, including a 58-yarder to the 49ers 13-yard line to flip the field late in the fourth quarter vs. SF (10/1) ... dropped a 40-yard punt on the Buccaneers one-yard line (downed by Budda Baker), his 350th career punt downed inside the opponent's 20-yard line vs. TB (10/15) ... landed three punts inside the 49ers 20-yard line on six attempts - averaging 45.0 yards and netting 43.3 @ SF (11/5) ... matched a single-game franchise record with a career-high six punts inside the 20-yard line, allowing just 1.5 yards per return @ Hou (11/19) ... stopped four of his six punts inside the Jaguars 20-yard line, including kicks to the four, seven and 10-yard lines, while





averaging 45.7 yards per attempt vs. Jax (11/26); held for all four of Phil Dawson's FGs, including his 57-yard game-winner with 0:01 on the clock against the Jaguars ... allowed just 14 return yards and dropped two inside the 20-yard line on six punts vs. Ten (12/10) ... averaged 50.2 yards and netted 46.6 yards on five punts, including a 54-yarder to the Redskins six-yard line and a 62-yarder to the Redskins 12-yard line @ Was (12/17) ... averaged a season-high 53.2 yards per punt and registered a season-long 63-yarder in the season finale win @ Sea (12/31).

**2016:** Played in nine games and posted a 49.1-yard gross average, 40.4-yard net average, 18 punts inside the 20-yard line, four touchbacks and a franchise-record 76-yarder on 36 punts ... placed on injured reserve on 11/14 after suffering a hamstring injury vs. KC (11/13) ... set single-game team records with a career-best 63.0-yard gross average and a 76-yard punt @ Den (9/8).

**2015:** Punted 70 times for a 46.7-yard gross average, 40.1-yard net average, 25 punts inside 20-yard line and four touchbacks ... set Browns single-season franchise records in gross and net average ... punted four times with a 51.3 gross average and a 67-yard long punt vs. Oak (9/27) ... dropped three punts inside the Steelers 20-yard line, entering the NFL's all-time top-10 in that category, vs. Pit (11/15).

**2014:** Averaged 46.8 yards, netted 39.6 yards and landed 28 punts inside the 20-yard line on 72 punts ... averaged more than 50 yards per punt in five games ... dropped four punts inside the 20-yard line and allowed just 12 returns yards on five punts @ StL (10/13) ... punted five times for 272 yards (54.4 average), including a 71-yard season long @ Den (10/19).

**2013:** Punted 79 times for 3,804 yards, a 48.2-yard gross average, a 41.7-yard net average and 27 inside the 20-yard line ... posted a 60+ yard punt in six games and did not commit more than one touchback in any game during the season ... recorded a 54.7-yard gross average, 52.0-yard net average and two punts downed inside the 20-yard line on a season-high seven punts @ StL (9/26).

**2012:** First-team All Pro selection led the NFL with a 43.2-yard net average, marking the fourth-highest single-season total in league history ... dropped 36 punts inside the 20-yard line, third-most in the league ... dropped a season-high four punts inside the 20-yard line in three games – vs. Sea (10/18), vs. Chi (11/19) and @ StL (12/2) – not allowing a touchback in any of those contests ... punted five times for a 56.6-yard gross average, 54.0-yard net average and three downed inside the 20-yard line @ NE (12/16).

**2011:** First-team All-Pro and Pro Bowl selection led the NFL in both gross (50.9) and net (44.0) average, setting a then-single-season league record in net average ... posted single-game franchise records with a 59.6 gross average and a 54.2 net average vs. Sea (9/11) ... punted nine times for 430 yards, including four inside the 20-yard line @ Det (10/16) ... named NFC Special Teams Player of the Week after punting six times for 285 yards with a 49.5-yard net average and four punts inside the 20-yard line vs. Pit (12/19).

**2010:** Totaled 91 punts for 4,203 yards (46.2 average), a 38.2-yard net average and 34 inside the 20-yard line ... averaged 53.7 yards and netted 39.3 yards on three punts, including a 60-yard long, vs. Phi (10/10) ... posted season highs with a 53.8 gross average and a 52.0 net average on six punts @ StL (12/26).

**2009:** Second-team All Pro and Pro Bowl selection ranked

second and third in gross average (47.6) and net average (41.0), respectively, in the NFL ... totaled nine punts for 465 yards (51.7 average) and a 40.8-yard net average @ Min (9/27) ... recorded season highs in gross (56.7) and net (53.3) averages on three punts, allowing one return for 10 yards, vs. Ten (11/8).

**2008:** Punted 66 times for 3,155 yards (47.8 average), 13 inside the 20-yard line and a 39.0 net average ... launched a career-long 82-yard punt, finished the game with five punts for a 54.0-yard gross average and a 46.2 net average, vs. NE (10/5) ... dropped a season-high three punts inside the 20-yard line, averaging 47.3 yards and netting 39.2 yards on six punts, @ Buf (11/30).

**2007:** First-team All Pro and Pro Bowl selection punted 105 times for 4,968 yards, a 47.3-yard gross average, a 41.0-yard net average and a career-high 42 punts downed inside the 20-yard line (then-NFL record) ... ranked second in the NFL in gross and net punting average ... led the league with 49 punts of 50 or more yards, notching at least one such kick in all but one game ... averaged 57.2 yards, netted 46.0 yards and dropped two inside the 20-yard line on five punts @ Pit (9/23) ... punted a career-high 10 times for 543 yards (54.3 average), a 44.1-yard net average, two downed inside the 20-yard line and a 71-yard long vs. Sea (9/30).

**2006:** Totaled 81 punts for 3,625 yards (44.8 average), 22 inside the 20-yard line, a 66-yard long and 36.8-yard net average ... averaged 45.0 yards, netted 40.8 yards and dropped two inside the 20-yard line on eight punts @ Sea (12/14) ... downed a season-high four punts inside the 20-yard line on seven punts, allowing just three return yards, @ Den (12/31).

**2005:** Allowed just three touchbacks on a career-high 107 punts, recording a 41.6-yard gross average, a 36.3-yard net average, a 58-yard long and 15 downed inside the 20-yard line ... landed three inside the 20-yard line and averaged 43.1 yards on seven punts @ Phi (9/18) ... punted nine times for 369 yards (41.0 average), a 37.8-yard net average, and two downed inside the 20-yard line vs. TB (10/30).

**2004:** Punted 96 times for 3,990 yards (41.6 average), an 81-yard long, 25 downed inside the 20-yard line and a 35.3-yard net average ... pinned the Seahawks inside the 20-yard line three times on six punts, averaging 42.5 yards and netting 39.0 per punt, @ Sea (11/7) ... averaged 48.3 yards, netted 46.0 yards and landed one inside the 20-yard line on seven punts, including a season-long 81-yarder, @ TB (11/21).

#### COLLEGE:

Played 47 games during his four-year (2000-03) career at Pittsburgh, where he became the first player to win the Big East Conference Special Teams Player of the Year twice ... two-time (2002-03) All-Big East honoree finished his career with a 42.4-yard gross average with 61 inside the 20-yard line on 244 punts, 28 touchbacks, long of 73 yards and three blocks ... ranked first in school history with 244 punts and second with 10,354 punting yards ... set single-season program records with 77 punts and 3,399 yards in 2003.

#### PERSONAL:

Attended West Oak (Westminster, SC) High School and majored in Economics with a History minor at Pittsburgh ... earned a master's degree in Business Administration from North Carolina ... he and his wife, Rachel, have two sons, Ryan and Adam ... wore #8 after joining the Browns in honor of his late daughter, Madelyn ... given a key to the city for Westminster, SC on July 12, 2008, which was declared 'Andy Lee Day' ... first NFL game ever attended was as a player in 2004 during his rookie season.



## CARDINALS IN THE COMMUNITY

**Andy Lee** and his wife, **Rachel**, tragically lost their infant daughter, Madelyn, just eight days after she was born in 2015, but while Madelyn's life was brief, her impact has been immense.

To honor their daughter's memory, the Lee's established Madelyn's Fund, a non-profit designed to support NICU (Neonatal Intensive Care Unit) families through the process, including those who experience the trauma of losing a child. The average NICU daily cost is \$3,500 per infant, so for many, the grief is compounded by financial stress.

Each year, Madelyn's fund hosts a celebrity golf tournament in Charlotte and a Pink Bow Gala to raise money for NICU patients and their families.

Since joining the team in 2017, Andy has also been active in the Phoenix community. Last year, he attended the Cardinals annual "Teddy Bear Express" event to deliver teddy bears to children in the pediatric units at Phoenix Children's Hospital.



## LEE CAREER STATS

DATE TEAM	GP	NO.	YDS.	AVG.	OPP. RET.	YDS.	NET. YDS.	AVG.	TB	IN20	LG	BK
2004 49ers	16	96	3,990	41.6	51	445	3,385	35.3	8	25	81	0
2005 49ers	16	107	4,447	41.6	62	471	3,916	36.3	3	15	58	1
2006 49ers	16	81	3,625	44.8	35	462	2,983	36.8	9	22	66	0
2007 49ers	16	105	4,968	47.3	53	402	4,306	41.0	13	42	74	0
2008 49ers	16	66	3,155	47.8	39	364	2,611	39.0	9	13	82	1
2009 49ers	16	99	4,711	47.6	57	495	4,056	41.0	8	30	64	0
2010 49ers	16	91	4,203	46.2	54	483	3,480	38.2	12	34	64	0
2011 49ers	16	78	3,970	50.9	39	315	3,475	44.0	9	28	68	1
2012 49ers	16	67	3,226	48.1	36	249	2,897	43.2	4	36	66	0
2013 49ers	16	79	3,804	48.2	38	330	3,294	41.7	9	27	62	0
2014 49ers	16	72	3,369	46.8	36	336	2,893	39.6	7	28	71	1
2015 Browns	16	70	3,270	46.7	37	381	2,809	40.1	4	25	67	0
2016 Panthers	9	36	1,769	49.1	19	236	1,453	40.4	4	18	76	0
2017 Cardinals	16	88	4,159	47.3	48	506	3,493	39.7	8	29	63	0
2018 Cardinals	16	94	4,568	48.6	44	420	4,008	42.6	7	32	64	0
<b>NFL TOTALS</b>	<b>233</b>	<b>1,229</b>	<b>57,234</b>	<b>46.6</b>	<b>648</b>	<b>5,895</b>	<b>49,059</b>	<b>39.8</b>	<b>114</b>	<b>404</b>	<b>82</b>	<b>4</b>

## LEE POSTSEASON STATS

DATE TEAM	GP	NO.	YDS.	AVG.	OPP. RET.	YDS.	NET. YDS.	AVG.	TB	IN20	LG	BK
2011 49ers	2	18	851	47.3	9	84	747	41.5	1	7	63	0
2012 49ers	3	9	443	49.2	7	34	369	41.0	2	3	62	0
2013 49ers	3	9	373	41.4	5	37	316	35.1	1	2	52	0
<b>NFL TOTALS</b>	<b>8</b>	<b>36</b>	<b>1,667</b>	<b>46.3</b>	<b>21</b>	<b>155</b>	<b>1,432</b>	<b>39.8</b>	<b>4</b>	<b>12</b>	<b>63</b>	<b>0</b>

## SINGLE-GAME HIGHS: PUNTER

<b>Punts</b>	10 vs. Seattle Seahawks, Sep 30, 2007	<b>Longest Punts</b>	82 vs. New England Patriots, Oct 05, 2008
<b>Gross Punting Yards</b>	543 vs. Seattle Seahawks, Sep 30, 2007	<b>Inside the 20</b>	6 at Houston Texans, Nov 19, 2017
<b>Gross Punting Avg</b>	63.0 at Denver Broncos, Sep 08, 2016	<b>Pass Attempts</b>	1 at New York Giants, Nov 16, 2014
<b>Net Punting Yards</b>	441 vs. Seattle Seahawks, Sep 30, 2007	<b>Rush Attempts</b>	1 at Cincinnati Bengals, Sep 25, 2011
<b>Net Punting Avg</b>	54.2 vs. Seattle Seahawks, Sep 11, 2011	<b>Special Teams Tackles</b>	2 vs. Miami Dolphins, Nov 28, 2004



## SINGLE-GAME HIGHS - POSTSEASON: PUNTER

<b>Punts</b>	10 vs. New York Giants, Jan 22, 2012	<b>Net Punting Avg</b>	48.3 at Atlanta Falcons, Jan 20, 2013
<b>Gross Punting Yards</b>	455 vs. New York Giants, Jan 22, 2012	<b>Longest Punts</b>	63 vs. New Orleans Saints, Jan 14, 2012
<b>Gross Punting Avg</b>	53.0 vs. Baltimore Ravens, Feb 03, 2013	<b>Inside the 20</b>	4 vs. New Orleans Saints, Jan 14, 2012
<b>Net Punting Yards</b>	400 vs. New York Giants, Jan 22, 2012	<b>Pass Attempts</b>	1 at Carolina Panthers, Jan 12, 2014



# T.J. LOGAN

## 22 | RUNNING BACK | 5-11 | 195

**COLLEGE:** North Carolina

**HOMETOWN:** Greensboro, NC

**HOW ACQUIRED:** D5b-17

**DOB:** September 3, 1994

**YEARS NFL/CARDINALS:** 3/3

**PRO CAREER:**

Drafted by Arizona in the fifth round (179th overall) of the 2017 NFL Draft. Missed his rookie campaign after suffering a wrist injury during the preseason and played 10 games last season.

**2018:** Totaled 296 yards on 12 kickoff returns (24.7-yard avg.), 37 yards on seven receptions and two yards on two carries in 10 games ... made his NFL debut with three kickoff returns for 49 yards @ LAR (9/16) ... had two receptions for 14 yards and returned three kickoffs for 89 yards @ KC (11/11); returned the opening kickoff of the second half 36 yards to the Cardinals 39-yard line, which set up a 12-play, 61-yard TD drive ... sparked a nine-play, 64-yard TD drive in the first quarter with a 32-yard kickoff return vs. Oak (11/18) ... returned five kickoffs for 126 yards (both career highs) and had a five-yard reception @ LAC (11/25) ... had his first-career carry for five yards @ GB (12/2) ... set career highs in receptions (four), receiving yards (18) and long reception (17) @ Atl (12/16).

**2017:** Missed his rookie season after suffering a dislocated wrist in the preseason Hall of Fame Game vs. Dal (8/3) ... placed on injured reserve on 9/4.

**COLLEGE:**

Amassed 4,926 all-purpose yards and 27 TDs in 49 games in four seasons ... rushed for 2,165 yards and 19 TDs on 398 carries (5.4-yard avg.) while adding 663 yards and four TDs on 76 receptions and 2,098 yards and four TDs on 77 kickoff returns ... his 4,926 career all-purpose yards rank fourth in school history while his four career kickoff return TDs established a school career record ... as a senior in '16, appeared in all 13 games (three starts) and finished second on the team with 650 yards and seven TDs on 120 carries (5.4 avg.) ... also had 29 catches for 244 yards and three TDs ... led the team with 1,584 all-purpose yards, averaging 121.8 yards per game, which ranked fifth in the ACC ... ranked first in the ACC and third nationally with a 32.9-yard kickoff

return average ... had a 100-yard TD return vs. The Citadel, which was the longest by a Carolina player at Kenan Stadium and the third 100-yard kickoff return in stadium history ... played in all 14 games as a junior in '15, finishing the season with 400 rushing yards and five TDs on 66 carries ... added 11 catches for 151 yards and a TD while averaging 23.4 yards per kickoff return (21 returns for 492 yards) ... scored a 46-yard TD reception in the ACC Championship Game against Clemson ... made a career-high nine starts in 13 games played as a sophomore in 2014 ... finished the season with 582 rushing yards and three TDs ... also caught 26 passes for 144 yards and returned 16 kickoffs for 205 yards ... appeared in nine games with four starts at RB as a true freshman in 2013 ... finished the season with 533 rushing yards and four TDs, averaging 5.7 yards per carry ... also caught 10 passes for 124 yards and added 19 kickoffs for 511 yards and two TDs ... in the Belk Bowl victory over Cincinnati, totaled 201 all-purpose yards and a kickoff return for a TD; had 15 carries for 77 yards, one catch for four yards and three kickoff returns for 120 yards, including the 78-yard TD return ... ran the 40-yard dash in 4.37 seconds at the 2017 NFL Combine, making him the fastest RB at the event and the sixth-fastest player overall.

**PERSONAL:**

One of the top prep recruits in the nation while at Northern Guilford (Greensboro, NC) High School, Logan was named a PrepStar All-American and was voted the No. 2 overall player in North Carolina by Rivals.com ... earned AP All-State honors and was named North Carolina's AP Player of the Year as a senior in 2012 ... rushed for 5,614 yards and 85 TDs over his final two prep seasons ... in his senior season alone he totaled 3,146 rushing yards and scored 53 TDs despite playing into the fourth quarter just twice ... as senior, also added 25 receptions for 344 yards and six TDs and completed all eight pass attempts for 144 yards ... set NCHSAA records with 510 yards and eight touchdowns in the state championship game as Northern Guilford completed an undefeated season and won the 3AA title ... majored in Exercise and Sports Science.

**LOGAN CAREER STATS**

DATE TEAM	GP GS	RUSHING					RECEIVING				
		NO.	YDS.	AVG.	LG	TD	NO.	YDS	AVG	LG	TD
2017 Cardinals	0 0	0	0	0.0	0	0	0	0	0.0	0	0
2018 Cardinals	10 0	2	2	1.0	5	0	7	37	5.3	17	0
<b>NFL TOTALS</b>	<b>10 0</b>	<b>2</b>	<b>2</b>	<b>1.0</b>	<b>5</b>	<b>0</b>	<b>7</b>	<b>37</b>	<b>5.3</b>	<b>17</b>	<b>0</b>





## LOGAN CAREER STATS

DATE TEAM	RET.	KICKOFF RETURNS				PUNT RETURNS					
		YDS.	AVG.	LG	TD	NO.	FC	YDS	AVG	LG	TD
2017 Cardinals	0	0	0.0	0	0	0	0	0	0.0	0	0
2018 Cardinals	12	296	24.7	36	0	0	0	0	0.0	0	0
<b>NFL TOTALS</b>	<b>12</b>	<b>296</b>	<b>24.7</b>	<b>36</b>	<b>0</b>	<b>0</b>	<b>0</b>	<b>0</b>	<b>0.0</b>	<b>0</b>	<b>0</b>

## SINGLE-GAME HIGHS: RUSHING/RECEIVING

<b>Rush Attempts</b>	1 at Atlanta Falcons, Dec 16, 2018 ...1 more at 1.	<b>Longest Receptions</b>	17 at Atlanta Falcons, Dec 16, 2018
<b>Rushing Yards</b>	5 at Green Bay Packers, Dec 02, 2018	<b>All-purpose yards</b>	131 at Los Angeles Chargers, Nov 25, 2018
<b>Longest Runs</b>	5 at Green Bay Packers, Dec 02, 2018	<b>Kickoff Returns</b>	5 at Los Angeles Chargers, Nov 25, 2018
<b>Receptions</b>	4 at Atlanta Falcons, Dec 16, 2018	<b>Kickoff Return Yards</b>	126 at Los Angeles Chargers, Nov 25, 2018
<b>Receiving Yards</b>	18 at Atlanta Falcons, Dec 16, 2018	<b>Longest Kickoff Return</b>	36 at Kansas City Chiefs, Nov 11, 2018



## CAMERON MALVEAUX

94 | LINEBACKER | 6-5 | 265

COLLEGE: Houston

HOMETOWN: Beaumont, TX

HOW ACQUIRED: FA-18

DOB: August 22, 1994

YEARS NFL/CARDINALS: 3/2

## PRO CAREER:

Signed by Miami as an undrafted rookie free agent on 5/5/17. Waived on 9/2/17 and signed to the Dolphins practice squad on 9/3/17. Promoted to Miami's active roster from the practice squad on 12/2/17. Released on 9/1/18 and signed to the Dolphins practice squad on 9/2/18. Released on 9/11/18 and re-signed to Miami's practice squad on 9/26/18. Elevated to the Dolphins active roster from the practice squad on 10/3/18. Released on 11/13/18 and re-signed to Miami's practice squad on 11/15/18. Signed with the Cardinals from Miami's practice squad on 11/28/18.

**2018:** Appeared in five games with the Dolphins and four with the Cardinals ... began the year with Miami and was signed by the Cardinals off the Dolphins practice squad on 11/28 ... for the year, totaled 11 tackles, a sack, a pass defended and also added a blocked punt on special teams ... had six tackles in five games for the Dolphins after starting the season on Miami's practice squad ... promoted to the active roster on 10/3 and had two tackles @ Cin (10/7) ... had a career-high three tackles @ Chi (10/14) ... had one tackle vs. Det (10/21) ... totaled five tackles, one for loss, a sack, a pass defended and a blocked punt (returned for a TD) in four games after signing with the Cardinals ... had two tackles, a tackle for loss, a QB hit, a QB pressure and his second-career sack in his Cardinals debut vs. Det (12/9); helped limit the Lions to a season-low 96 net passing yards ... matched a career high with two solo tackles @ Atl (12/16) ... had one tackle and blocked a punt at the Seahawks 25-yard line that was recovered by Dennis Gardeck in the end zone for an Arizona TD @ Sea (12/30); became the first Cardinal since Sean Morey (10/12/08 vs. Dal) to block a punt for a TD.

**2017:** Played four games, inactive for one other and spent the rest of the season on Miami's practice squad ... had five tackles and a sack after being promoted to the active roster from the practice squad on 12/2 ... made his NFL debut vs. Den (12/3) ... notched two tackles, the first of his career @ KC (12/24) ... dropped Tyrod Taylor in the fourth quarter for his first-career sack and added two tackles vs. Buf (12/31).

## COLLEGE:

Four-year letterman, two-year starter and senior captain who had 81 tackles, four sacks, five passes defended and three fumble recoveries in 52 games (27 starts) ... started all 13 games and recorded 21 tackles, a sack, one pass defended and a team-high two fumble recoveries as a senior in 2016 ... collected 33 tackles, 2.5 sacks and three passes defended in 14 games (13 starts) as a junior in 2015 ... played all 13 games (one start) and had 15 tackles, a half-sack and one pass defended as a sophomore in 2014 ... had 12 tackles and a fumble recovery in 12 games as a redshirt freshman in 2013 ... redshirted in 2012.

## PERSONAL:

Last name is pronounced "mal-VOH" ... two-way (DL and TE) player at Hamshire-Fannett (TX) High School where he earned first-team all-district honors with 74 tackles, 272 receiving yards and three TDs as a senior in 2011 ... also received all-district honors in basketball and threw discus and shot put in track ... uncle, Felman Malveaux Jr., played WR at Michigan, in the CFL and spent time in the NFL with the Washington Redskins (1997-98) and Tampa Bay Buccaneers (1999) ... majored in Supply Chain And Logistics Technology.



## MALVEAUX CAREER STATS

DATE TEAM	GP GS	TK	S	A	TACKLES					QBH	INTERCEPTIONS					FUMBLES		
					TFL	YDS	SK	YDS			NO	YDS	LG	TD	PD	FF	FR	YDS
2017 Dolphins	4 0	5	4	1	3	14	1.0	8.0		1	0	0	0	0	0	0	0	0
2018 Dolphins	5 0	6	1	5	0	0	0.0	0.0		0	0	0	0	0	0	0	0	0
Went from Dolphins to Cardinals.																		
2018 Cardinals	4 0	5	3	2	1	5	1.0	5.0		1	0	0	0	0	1	0	0	0
2018 TOTAL	9 0	11	4	7	1	5	1.0	5.0		1	0	0	0	0	1	0	0	0
NFL TOTALS	13 0	16	8	8	4	19	2.0	13.0		2	0	0	0	0	1	0	0	0

## SINGLE-GAME HIGHS: DEFENSIVE

**Total Tackles** 3 vs. Chicago Bears, Oct 14, 2018  
**Sacks** 1.0 vs. Detroit Lions, Dec 09, 2018  
 ...1 more at 1.0.

**Passes Defensed** 1 vs. Los Angeles Rams, Dec 23, 2018  
**Tackles For Loss** 1 vs. Detroit Lions, Dec 09, 2018  
 ...3 more at 1.



## TERRELL MCCLAIN

90 | DEFENSIVE LINEMAN | 6-2 | 302

COLLEGE: South Florida

HOMETOWN: Pensacola, FL

HOW ACQUIRED: FA-19

DOB: July 20, 1988

YEARS NFL/CARDINALS: 9/1

## NOTECARDS

- Signed a one-year contract with the Cardinals on 5/22/19.
- Carolina's third-round selection (65th overall) of the 2011 NFL Draft, McClain has played 87 games (34 starts) in eight seasons with Carolina (2011), New England (2012), Houston (2012-13), Dallas (2014-16), Washington (2017) and Atlanta (2018).
- Has 110 tackles, 11 tackles for loss, 6.5 sacks, 16 QB hurries, three fumble recoveries and three forced fumbles in his NFL career.

## PRO CAREER:

Originally selected by Carolina in the third round (65th overall) of the 2011 NFL Draft. Waived by the Panthers on 9/2/12 and signed with the Patriots on 9/26/12. Released by the Patriots on 10/3/12 and signed with the Texans on 10/29/12. Signed with the Cowboys as an unrestricted free agent on 3/12/14. Signed with the Redskins as an unrestricted free agent on 3/10/17. Released by Washington on 4/30/18. Signed with Atlanta on 5/11/18. Signed with the Cardinals on 5/22/19.

**2018:** Played 13 games (five starts) with Atlanta and totaled 17 tackles, a tackle for loss and a sack ... had a season-high three tackles vs. NO (9/23) ... also had a three-tackle performances vs. TB (10/14) and vs. Dal (11/18) ... collected two tackles and dropped Drew Brees for a six-yard sack @ NO (11/22).

**2017:** Registered 20 tackles, three tackles for loss, two sacks, three QB hits and a fumble recovery in 12 games (two starts) ... inactive (toe) for four games (Weeks 12-15) ... recovered a Todd Gurley fumble at the Rams 30-yard line, setting up a scoring drive @ LAR (9/17) ... had three tackles, a sack and two QB hits @ KC (10/2) ... tallied a career-high seven tackles (five solo) and a tackle for loss vs. Dal (10/29) ... matched a career high with five solo tackles and added a sack of Russell Wilson @ Sea (11/5).

**2016:** Started 15 regular season and one postseason game, setting career highs in tackles (40), solo tackles (21), sacks (2.5) and forced fumbles (two) for the NFL's top-ranked rushing defense (83.5 ypg) ... had five tackles, including one for loss, in the season-opener vs. NYG (9/11) ... recorded six tackles and a career-high 1.5 sacks vs. Cin (10/9) ... forced a fumble in an OT win vs. Phi (10/30) ... added another six-tackle performance in Week 14 @ NYG (12/11) ... recorded a sack-fumble of Jameis Winston vs. TB (12/18) ... inactive (ankle) @ Phi (1/1/17) ... started NFC Divisional Playoff game vs. GB (1/15/17).

**2015:** Posted two tackles in two games before being placed on injured reserve (toe) on 9/22 ... had one tackle and a QB pressure, helping limit the Eagles to seven yards on 17 carries (0.4 avg.) @ Phi (9/20).

**2014:** Recorded 19 tackles, three for loss, a sack, three QB hits and a forced fumble in 13 games ... made his Cowboys debut @ Ten (9/14) ... posted three tackles in the comeback win @ StL (9/21) ... had two tackles for loss vs. NYG (10/19) ... tallied three tackles @ Jax (11/9) in London ... recorded a sack and forced his first-career fumble @ Was (12/28) ... made his postseason debut in the Wild Card Playoff game vs. Det (1/4).

**2013:** Played all 16 games and recorded 10 tackles, a QB hit



# PLAYERS

and a fumble recovery ... had his second-career fumble recovery vs. Sea (9/29) ... tallied three tackles at KC (10/20) and vs. Oak (11/17) ... logged a season-high four tackles vs. Den (12/22).

**2012:** Spent training camp with the Panthers and appeared in three games for the Texans and one with the Patriots ... released by Carolina on 9/2 and signed with New England on 9/26 ... made his season debut @ Buf (9/30) ... released on 10/3 and signed with Houston on 10/29 ... inactive vs. Buf (11/4) and DNP @ Chi (11/11) ... made his Texans debut vs. Jax (11/18) ... saw action @ Det (11/22) and @ Ten (12/2) ... inactive for the final four regular season games and both postseason games.

**2011:** Registered 19 tackles, two tackles for loss, a sack and a fumble recovery in 12 games (all starts) before suffering a season-ending knee injury ... recovered a fumble @ Was (10/23) ... dropped Christian Ponder for his first-career sack vs. Min (10/30) ... had three solo tackles vs. Ten (11/13) ... had two solo tackles before leaving the game with a knee injury @ TB (12/4) ... placed on injured reserve (knee) on 12/6.

## COLLEGE:

Played 50 games (33 starts) and totaled 89 tackles, 17 tackles for loss, 7.5 sacks, two forced fumbles, one fumble recovery and one pass defended ... named first-team All-Big East with 24 tackles, 4.5 tackles for loss and three sacks in 13 games (all starts) as a senior in 2010 ... played in East-West Shrine Game ... registered 25 tackles, five tackles for loss, 1.5 sacks and one forced fumble for a defense that ranked second in the Big East and 17th nationally (317.9 ypg) in 2009 ... played 12 games (nine starts) and notched 32 tackles, 3.5 tackles for loss, three sacks and one forced fumble as a sophomore in 2008 ... totaled eight tackles, four tackles for loss, one fumble recovery and one pass defended in 12 games as a freshman.

## PERSONAL:

Attended Pensacola (FL) High School where he earned Class 3A first-team all-state recognition with 65 tackles and eight sacks as a senior in 2006 ... MVP of the Max Emfinger Shreveport All-American Bowl Game ... also won MVP of Pensacola East-West All-Star Game ... majored in Social Sciences.

## MCCLAIN CAREER STATS

DATE TEAM	GP GS	TK	S	A	TACKLES					QBH	INTERCEPTIONS					FUMBLES		
					TFL	YDS	SK	YDS			NO	YDS	LG	TD	PD	FF	FR	YDS
2011 Panthers	12 12	19	13	6	2	0	1.0	0.0		2	0	0	0	0	0	0	1	0
2012 Patriots	1 0	0	0	0	0	0	0.0	0.0		0	0	0	0	0	0	0	0	0
Went from Patriots to Texans.																		
2012 Texans	3 0	0	0	0	0	0	0.0	0.0		0	0	0	0	0	0	0	0	0
<b>2012 TOTAL</b>	<b>4 0</b>	<b>0</b>	<b>0</b>	<b>0</b>	<b>0</b>	<b>0</b>	<b>0.0</b>	<b>0.0</b>		<b>0</b>	<b>0</b>	<b>0</b>	<b>0</b>	<b>0</b>	<b>0</b>	<b>0</b>	<b>0</b>	<b>0</b>
2013 Texans	16 0	10	8	2	0	0	0.0	0.0		1	0	0	0	0	0	0	1	0
2014 Cowboys	13 0	19	14	5	3	6	1.0	13.0		3	0	0	0	0	0	1	0	0
2015 Cowboys	2 0	2	2	0	0	0	0.0	0.0		0	0	0	0	0	0	0	0	0
2016 Cowboys	15 15	40	21	19	3	10	2.5	15.5		7	0	0	0	0	0	2	0	0
2017 Redskins	12 2	20	17	3	3	19	2.0	18.0		3	0	0	0	0	0	0	1	0
2018 Falcons	13 5	17	9	8	1	6	1.0	6.0		1	0	0	0	0	0	0	0	0
<b>NFL TOTALS</b>	<b>87 34</b>	<b>127</b>	<b>84</b>	<b>43</b>	<b>12</b>	<b>41</b>	<b>7.5</b>	<b>52.5</b>		<b>17</b>	<b>0</b>	<b>0</b>	<b>0</b>	<b>0</b>	<b>0</b>	<b>3</b>	<b>3</b>	<b>0</b>

## MCCLAIN POSTSEASON STATS

DATE TEAM	GP GS	TK	S	A	TACKLES					QBH	INTERCEPTIONS					FUMBLES		
					TFL	YDS	SK	YDS			NO	YDS	LG	TD	PD	FF	FR	YDS
2012 Texans	0 0	0	0	0	0	0	0.0	0.0		0	0	0	0	0	0	0	0	0
2014 Cowboys	1 0	0	0	0	0	0	0.0	0.0		0	0	0	0	0	0	0	0	0
2016 Cowboys	1 1	0	0	0	0	0	0.0	0.0		0	0	0	0	0	0	0	0	0
<b>NFL TOTALS</b>	<b>2 1</b>	<b>0</b>	<b>0</b>	<b>0</b>	<b>0</b>	<b>0</b>	<b>0.0</b>	<b>0.0</b>		<b>0</b>	<b>0</b>	<b>0</b>	<b>0</b>	<b>0</b>	<b>0</b>	<b>0</b>	<b>0</b>	<b>0</b>

## SINGLE-GAME HIGHS: DEFENSIVE

**Total Tackles** 7 vs. Dallas Cowboys, Oct 29, 2017  
**Sacks** 1.5 vs. Cincinnati Bengals, Oct 09, 2016  
**Forced Fumbles** 1 vs. Tampa Bay Buccaneers, Dec 18, 2016  
 ...2 more at 1.

**Fumble Recoveries** 1 at Los Angeles Rams, Sep 17, 2017  
 ...2 more at 1.  
**Tackles For Loss** 2 vs. New York Giants, Oct 19, 2014





# JOSH MILES

**66 | OFFENSIVE LINEMAN | 6-5 | 325**

**COLLEGE:** Morgan State

**HOMETOWN:** Baltimore, MD

**DOB:** January 4, 1996

**ROUND 7**  
**248th Overall**



## NOTE CARDS

- Selected by the Cardinals with their first pick in the seventh round (248th overall) of the 2019 NFL Draft, becoming the first Morgan State player ever drafted by the Cardinals.
- One of two Bears players selected in the NFL Draft in the previous 37 years (1983-2019), joining TE Visanthe Shiancoe (91st overall – Giants in 2003).
- Became the first player in Morgan State history to play in the East-West Shrine game after allowing just one sack as a senior in 2018.

### COLLEGE CAREER:

Three-year starter at Morgan State, where he played 31 games (29 starts) ... started all 11 games at LT as a senior and allowed just one sack, earning third-team All-Mid-Eastern Athletic Conference honors.

**2018:** Named third-team All-MEAC after starting all 11 games at LT and allowed just one sack all season ... voted as a team captain by his teammates ... earned MEAC Offensive Lineman of the Week recognition three times and helped the Bears compile 3,250 yards of total offense, including 1,812 yards on the ground ... received an invite to the East-West Shrine game, becoming the first player in program history to play in the all-star contest ... blocked for an offense that ran the ball 43 times for 132 yards in an upset victory over #4 North Carolina A&T.

**2017:** Did not play the 2017 season.

**2016:** Started all 11 games at LT and blocked for an offense that gained 3,089 total yards (1,319 rushing and 1,770 passing)

... helped block for a unit that gained 365 total yards of offense, including 168 rushing yards on 41 attempts vs. Delaware State ... led the way for 229 yards on 54 rushing attempts vs. Savannah State.

**2015:** Played nine games (seven starts) for a Bears offense that gained 3,292 yards of total offense, including 1,392 rushing yards ... part of a unit that allowed the third-fewest sacks in the MEAC ... made his first-career start in the season-opener vs. Air Force ... blocked for an offense that rushed for 208 yards on 40 carries ... started and helped the Bears gain 250 yards on 45 carries vs. Delaware State.

**2014:** Provided offensive line depth as a true freshman.

### PERSONAL:

Two-sport athlete at Western Tech (Baltimore, MD) High School where he was a two-time (2012-13) all-division selection in football and played center for the Wolverines basketball team ... served as a team captain in the Baltimore City vs. County All-Star Game.

### MILES COLLEGE STATS:

**GP/GS (Career):** 31/29; **2018:** 11/11; **2016:** 11/11; **2015:** 9/7



# BYRON MURPHY

**33 | CORNERBACK | 5-11 | 190**

**COLLEGE:** Washington

**HOMETOWN:** Scottsdale, AZ

**DOB:** January 18, 1998

**ROUND 2**  
**33rd Overall**



## NOTE CARDS

- The first of two Cardinals 2019 second-round (33rd overall) picks, Murphy was once a teammate of each of Arizona's two previous second-round selections. He was a high school teammate of 2018 second-round pick (47th overall) WR Christian Kirk and a college teammate of 2017 second-rounder (36th overall) S Budda Baker.
- The second CB – and fourth DB – selected in the 2019 NFL Draft.
- A native of Scottsdale, he attended Saguaro High School where he was a teammate of Kirk in 2014. In their lone season playing together for the Sabercats in '14, Murphy (a junior) and Kirk (a senior) helped lead the team to a perfect 14-0 record and state title. Both players earned first-team All-State honors as they combined for 57 total TDs and over 4,300 total yards rushing and receiving.
- Named the Arizona Cardinals High School Player of the Year in 2015 following his senior year at Saguaro.
- Prior to transferring to Saguaro in 2014, was a teammate of former ASU star WR N'Keal Harry at Marcos de Niza High School in Tempe, AZ. Harry (32nd overall to the Patriots) went one pick before Murphy in the 2019 draft.
- Named a second-team All-American by the Associated Press, SI.com, USA Today and The Sporting News and was named first-team All-American by ProFootballFocus.com in 2018.

### COLLEGE CAREER:

After a redshirt season in 2016, Murphy started all 20 games he played over his final two seasons (2017-18) with the Huskies and totaled 74 tackles, seven INTs (one returned for a TD), 27 passes defended, seven tackles for loss, a sack and two forced fumbles.

**2018:** Started all 14 games at CB and was named second-team All-American by the Associated Press, SI.com, USA Today and The Sporting News and was named first-team All-American by ProFootballFocus.com after recording 58 tackles, four INTs (one returned for a TD), four tackles for loss, 17 passes defended and a forced fumble ... also earned first-team All-Pac 12 honors ... named the MVP of the Pac-12 Championship Game when he scored the game's only TD on a 66-yard INT return; also had another INT in the win over the Utes.

**2017:** Started all six games he played – the first three and the last three ... missed seven games in between while recovering from an injury suffered in a practice ... made his debut in the Washington win @ Rutgers, where he had two INTs; also had one tackle and downed two punts inside the two-yard line ... playing at State Farm Stadium against Penn State in the Fiesta Bowl, had seven tackles, including two for loss (one of them a sack) and an INT in the end zone.

**2016:** Redshirted ... won the Mark Drennan Defensive Scout Squad MVP.

### PERSONAL:

After two seasons at Marcos de Niza (Tempe, AZ) High School, played his final two prep seasons (2014-15) at Saguaro (Scottsdale, AZ) High School ... as a senior in 2015, earned Arizona Division II Player of the Year and All-Arizona first team from the Arizona Republic and was named to the MaxPreps.com Medium-Sized Schools All-America first-team and All-America (all levels) second team as a wide receiver ... one of four finalists for the Lockheed Martin Air Defender Of the Year (top DB in the nation) ... rated the No. 1 prospect in Arizona by the Arizona Republic newspaper ... helped lead the Sabercats to a 12-2 overall record and the Division II state championship as a senior ... caught 88 passes for 1,733 yards and 21 TDs, while he was also credited with seven INTs and 52 total tackles ... invited to play in the U.S. Army All-American Bowl and had an INT in the game ... as a junior in 2014, had 65 receptions for 1,348 yards and 13 TDs, as well as 53 tackles and seven INTs, earning All-Arizona honors at wide receiver ... along with Cardinals WR Christian Kirk, helped lead the Sabercats to a 14-0 mark and the Division III state title as a junior ... attended Marcos de Niza in Tempe as a sophomore, when he was credited with 60 tackles, three picks and three forced fumbles ... also a standout on the basketball team ... has one son, Malakai.

## MURPHY COLLEGE STATS

Year	GP/GS	Solo	Tackles		Ttl	Sacks		Int	Interceptions			PD	FR	FF
			Asst			Sk	Yds		Yds	Lg	TD			
2017	6/6	13	3		16	1.0	1	3	17	17	0	10	0	1
2018	14/14	37	21		58	0.0	0	4	78	66t	1	17	0	1
<b>Total</b>	<b>20/20</b>	<b>50</b>	<b>24</b>		<b>74</b>	<b>1.0</b>	<b>1</b>	<b>7</b>	<b>95</b>	<b>66t</b>	<b>1</b>	<b>27</b>	<b>0</b>	<b>2</b>



# KYLER MURRAY

**1 | QUARTERBACK | 5-10 | 207**

**COLLEGE:** Oklahoma

**HOMETOWN:** Allen, TX

**DOB:** August 7, 1997

**ROUND 1**

**1st Overall**



## NOTE CARDS

- The #1 overall selection in the 2019 NFL Draft, Murray became the first player taken by the Cardinals with the #1 overall pick since 1958 (QB King Hill – Rice).
- Selected #9 overall by the Oakland Athletics in the 2018 MLB Draft, he is the first person ever to be selected in the first round of both the NFL and MLB drafts.
- A first-team All-American as a junior in 2018, won the Heisman Trophy, was named the Associated Press Player of the Year and earned Davey O'Brien Quarterback of the Year, Manning Award and Earl Campbell Tyler Award honors.
- Posted a 57-3 record in 60 starts at QB in high school and college, including a perfect 43-0 record at national powerhouse Allen (TX) High School.
- As a junior at Oklahoma in 2018, became the first FBS player ever to average at least 300 passing yards (311.5) and at least 70 rushing yards (71.5) per game for a full season.
- One of the most accomplished high school players in state history at Allen High School, Murray led the team to three consecutive state titles while posting 14,515 total yards and 186 TDs.

### COLLEGE CAREER:

After starting his college career at Texas A&M in 2015, went on to play two seasons at Oklahoma (2017-18) ... for his career (2015, 2017-18), appeared in 29 games (17 starts) and completed 350-of-519 pass attempts (67.4%) for 5,406 yards, 50 TDs and just 14 INTs ... also rushed for 1,478 yards and 13 TDs on 2017 carries (7.1 avg.) ... threw for 300+ yards in 10 games, including one game with 432 yards ... threw multiple TDs in a game 14 times, including 11 games with at least three TDs ... rushed for 100+ yards four times and had two games with multiple rushing TDs.

**2018:** Named OU's seventh Heisman Trophy winner and took home the Davey O'Brien Quarterback of the Year Award, Manning Award and Earl Campbell Tyler Rose Award ... named AP Player of the Year and was a first-team All-American (AP and FWAA) ... Big 12 Offensive Player of the Year and Big 12 Male Athlete of the Year ... voted Most Outstanding Player of the Big 12 Championship ... tied league record by being named Big 12 Offensive Player of the Week five times ... an Academic All-Big 12 second-team honoree for the second-consecutive season ... played in all 14 games with starts in 13 contests ... first FBS player to average at least 300.0 passing yards (311.5) and at least 70.0 rushing yards (71.5) per game for a full season ... joined Clemson's Deshaun Watson (2015) as the only FBS players to ever record at least 4,000 passing yards and at least 1,000 rushing yards in a season ... led nation in total yards (school-record 5,362), points responsible for (324; tied), yards per completion (16.8) and yards per pass attempt (single-season FBS record of 11.6; former record was 11.1) ... ranked second in passing efficiency rating (199.2; FBS record entering season was 198.9), third in passing TDs (42) and fifth in completion percentage (.690) ... 11.1% of his passes went for TDs (FBS record is 11.6%) ... threw for at least two TD passes in all but one game and threw at least three TD passes in 11 of 14 contests ... set school and Big 12 records by assembling a streak of eight games with at least three TD passes ... passed for at least 300 yards and rushed for at least 65 yards in a game seven times (most nationally since at least 1996) ... led Big 12 league play in total offense at 409.3 yards per game (second was 335.1), passing efficiency rating with a 208.2 mark (second was 176.7) and in total TDs with 37 (next most was 31) ... completed 260 of

377 passes for 4,361 yards and 42 TDs with only seven INTs (6-to-1 ratio) ... rushed for 1,001 yards and another 11 TDs ... only player in school history to throw for 300 yards and rush for 100 in a game and did it three times (360 and 100 @ Texas Tech on 11/3; 364 and 114 @ No. 12 West Virginia on 11/23; 308 and 109 vs. No. 1 Alabama in CFP Semifinal at the Orange Bowl on 12/29) ... became first QB to ever rush for 100 yards against a Nick Saban-coached Alabama defense ... passed for 379 yards and three TDs (no INTs) and ran for 39 yards in Big 12 Championship win vs. Texas (12/1) ... finished 17-of-21 for 432 yards, six TDs and no INTs while adding 45 rushing yards and a score in OU's 66-33 win over Baylor (9/29); his 348.0 passing efficiency rating set school and Big 12 records (as did his 20.6 yards per pass attempt and 25.4 yards per completion) and was the highest in the FBS since at least 1996.

**2017:** Appeared in seven games (one start) while backing up Heisman Trophy winner and 2018 #1 overall draft pick Baker Mayfield ... academic All-Big 12 second-team selection ... completed 85.7% of his pass attempts (18-of-21) and threw three TDs without an INT ... went 2-for-2 passing for 52 yards and a TD and ran three times for a season-high 80 yards (including a career-long 66-yarder) vs. West Virginia in first career start (11/25) ... completed all three of his passes for 103 yards, including a career-long 87 yard TD throw, and ran once for eight yards against Tulane (9/16) ... made OU debut by completing 10-of-11 pass attempts for 149 yards and a TD vs. UTEP (9/2).

**2016:** Sat out the season after transferring from Texas A&M.

**2015:** Played in eight games and made three starts at QB in his lone season at Texas A&M ... finished second on team with 335 rushing yards and 1,021 yards of total offense ... made first career start and threw for career-high 223 yards on 20-of-28 passing with one TD while running for a career-high 156 yards and a TD on 20 attempts vs. South Carolina ... made his college debut vs. Arizona State (9/5) and completed his first pass to current Cardinals WR Christian Kirk ... completed 9-of-14 pass attempts for 65 yards and threw his first career TD pass (10-yarder to Kirk) vs. Ball State (9/12).





## PERSONAL:

Attended Allen (TX) High School where he ranked as one of most accomplished Texas high school players ever after leading Allen to three straight state titles while never losing a game as a starting QB (43-0) ... had 14,515 total yards (10,386 passing; 4,129 rushing) and 186 total TDs (117 passing, 69 rushing) ... as a senior in 2014, earned National Player of the Year honors from Gatorade, Parade and USA Today after completing 278-of-433 pass attempts (64.2%) for 4,713 yards and 54 TDs while rushing for 1,485 yards and 25 TDs ... named Mr. Texas Football Player of the Year in 2014 by Dave Campbell's Texas Football magazine ... completed 207-of-325 passes (63.7%) for 3,669 yards and 46 TDs

as a junior while adding another 1,274 yards and 19 scores on ground ... rushed for 1,370 yards and 25 TDs as a sophomore while passing for 2,004 yards and 17 TDs ... also starred on Allen's baseball team and was first player ever selected to play in Under Armour All-American games for both football and baseball ... an outfielder on the Oklahoma baseball team, started 50 of his 51 games for the Sooners in 2018 and hit .296 with 10 home runs, 13 doubles, 47 RBI, 46 runs and 10 stolen bases ... father, Kevin, lettered at Texas A&M from 1983-86 and finished career holding virtually every season and career passing record ... Kevin was also inducted into Texas A&M Athletic Hall of Fame in 1999 and the Cotton Bowl Hall of Fame in 2012 ... Human Relations major.

## MURRAY COLLEGE STATS

Year	GP/GS	Att	Cmp	Pct	Passing		TD	Int	Lg
					Yds	Yds/Att			
2015	8/3	121	72	59.5	686	5.7	5	7	26
2017	7/1	21	18	85.7	359	17.1	3	0	87t
2018	14/13	377	260	69.0	4,361	11.6	42	7	86t
<b>Total</b>	<b>29/17</b>	<b>519</b>	<b>350</b>	<b>67.4</b>	<b>5,406</b>	<b>10.4</b>	<b>50</b>	<b>14</b>	<b>87t</b>

Year	Att	Yds	Rushing		Lg	TD
			Avg			
2015	53	335	6.3		34	1
2017	14	142	10.1		66	0
2018	140	1,001	7.2		75t	12
<b>Total</b>	<b>207</b>	<b>1,478</b>	<b>7.1</b>		<b>75t</b>	<b>13</b>

## CARDS LAND DRAFT HAUL IN 2019

The Cardinals selected 11 players in the 2019 NFL Draft, including the No. 1 overall selection, QB **Kyler Murray**.

### Cardinals 2019 NFL Draft Picks

Rd	Overall	Name	Pos	College
1	1st	Kyler Murray	QB	Oklahoma
2a	33rd	Byron Murphy	CB	Washington
2b	62nd	Andy Isabella	WR	Massachusetts
3	65th	Zach Allen	DL	Boston College
4	103rd	Hakeem Butler	WR	Iowa State
5	139th	Deionte Thompson	S	Alabama
6a	174th	KeeSean Johnson	WR	Fresno State
6b+	179th	Lamont Gaillard	OL	Georgia
7a*	248th	Josh Miles	OL	Morgan State
7b*	249th	Michael Dogbe	DL	Temple
7c*	254th	Caleb Wilson	TE	UCLA

\*Compensatory Pick

+From Tampa Bay

It marked the franchise's most draft picks since the NFL moved to a seven-round format (also had 11 in 1999), and only the Minnesota Vikings (12) had more picks in 2019.

### Most Picks in the 2019 NFL Draft

Rnk	Team	Picks
1	Minnesota Vikings	12
<b>2t</b>	<b>Arizona Cardinals</b>	<b>11</b>
2t	Seattle Seahawks	11
4t	Cincinnati Bengals	10
4t	Indianapolis Colts	10
4t	New England Patriots	10
4t	New York Giants	10
4t	Washington Redskins	10

## ARIZONA BOOKENDS THE DRAFT

The Cardinals made the first (Murray) and final (Wilson) picks of the 2019 NFL Draft. It marked just the fourth time since the inception of the common-draft era (since 1967) that the first and last picks in the same draft were used by the same team – the Houston Texans in 2002 and 2014 and the Indianapolis Colts in 2012.





# DEATRICK NICHOLS

28 | CORNERBACK | 5-10 | 189

COLLEGE: South Florida

HOMETOWN: Miami, FL

HOW ACQUIRED: FA-18

DOB: June 8, 1994

YEARS NFL/CARDINALS: 2/2

## PRO CAREER:

Signed with the Cardinals as an undrafted rookie free agent on 4/30/18. Released on 10/8/18 and signed to Arizona's practice squad on 10/10/18. Elevated to the Cardinals active roster from the team's practice squad on 10/18/18. Released on 10/22/18 and signed to Arizona's practice squad 10/23/18. Elevated to the Cardinals active roster from the team's practice squad on 12/18/18. Released on 12/28/18. Signed a future contract with the Cardinals on 12/31/18.

**2018:** Made the Cardinals Week 1 roster and played two games after signing with the team as an undrafted rookie free agent ... made his NFL debut on special teams @ LAR (9/16) ... notched his first-career special teams tackle @ SF (10/7) ... inactive for five games and spent Weeks 6 and 8-17 on Arizona's practice squad.

## COLLEGE:

Appeared in 50 games (39 starts) in four seasons, starting all 38 games during his final three years ... named to the Bednarik Award, Jim Thorpe Award and Nagurski Award watch lists in 2017 ... finished his career with 175 tackles (136 solo), 11 INTs (third most in school history), 24 passes defended, three forced fumbles, one fumble recovery, one sack and 14.5 tackles for loss ... three-time All-American Athletic Conference selection, earning first-team honors in 2015 and 2017 and second-team honors in 2016

... started all 12 games and was a first-team All-AAC selection after totaling 56 tackles (44 solo), three INTs, four tackles for loss, a team-leading 12 passes defended and a forced fumble as a senior in 2017 ... started all 13 games and was a second-team All-AAC selection as a junior in 2016 ... totaled 49 tackles (37 solo), a team-leading four INTs, two tackles for loss, 11 passes defended and led the team with seven passes defended ... started all 13 games and collected 62 tackles (48 solo) and 8.5 tackles for loss as a sophomore in 2015 ... earned first-team all-conference honors and received the team's Most Improved Player award ... recorded a team-high four INTs and added five passes defended, a team-best two forced fumbles, one fumble recovery and a sack ... ranked fifth in the AAC in INTs (four) and 14th in passes defended (eight) ... appeared in 12 games (one start) as a true freshman in 2014.

## PERSONAL:

First name pronounced "DEE-trick" ... attended Miami Central (FL) High School ... rated as a three-star recruit by Rivals and was No. 69 on the Florida High School Football Class of 2014 Top 150 list ... had 105 tackles, 12 INTs and two forced fumbles in his high school career ... played for one of the most successful programs in Florida as Miami Central won its second straight state championship in 2013 and third in four years while advancing to four consecutive state finals ... also ran track, posting a 10.63 in the 100 meters and 22.07 in the 200.

## NICHOLS CAREER STATS

DATE TEAM	GP	GS	TACKLES							QBH	INTERCEPTIONS					FUMBLES			ST				
			TK	S	A	TFL	YDS	SK	YDS		NO	YDS	LG	TD	PD	FF	FR	YDS	TK	S	A	FF	FR
2018 Cardinals	2	0	0	0	0	0	0	0.0	0.0	0	0	0	0	0	0	0	0	0	1	1	0	0	0
<b>NFL TOTALS</b>	<b>2</b>	<b>0</b>	<b>0</b>	<b>0</b>	<b>0</b>	<b>0</b>	<b>0</b>	<b>0.0</b>	<b>0.0</b>	<b>0</b>	<b>0</b>	<b>0</b>	<b>0</b>	<b>0</b>	<b>0</b>	<b>0</b>	<b>0</b>	<b>0</b>	<b>1</b>	<b>1</b>	<b>0</b>	<b>0</b>	<b>0</b>

## SINGLE-GAME HIGHS: DEFENSIVE

### Special Teams Tackles

1 at San Francisco 49ers, Oct 07, 2018

**REES ODHIAMBO****63 | OFFENSIVE LINEMAN | 6-4 | 297****COLLEGE:** Boise State**HOMETOWN:** Mansfield, OH**HOW ACQUIRED:** FA-18**DOB:** September 23, 1992**YEARS NFL/CARDINALS:** 4/2**PRO CAREER:**

Selected by Seattle in the third round (97th overall) of the 2016 NFL Draft. Waived on 9/2/18 and signed to the Colts practice squad on 9/24/18. Signed with Atlanta from the Colts practice squad on 10/24/18. Waived on 11/12/18 and re-signed to the Colts practice squad on 11/14/18. Signed with the Cardinals from the Colts practice squad on 12/5/18.

**2018:** Played one game, DNP in two contests and was inactive for one other after signing with the Cardinals from the Colts practice squad in Week 14 ... DNP vs. Det (12/9) and @ Sea (12/30) and was inactive vs. LAR (12/23) ... made his Cardinals debut on special teams @ Atl (12/16).

**2017:** Started the first seven games of the season at LT before being placed on injured reserve (fingers) on 11/8 ... made his first-career start at LT @ GB (9/10) ... part of a unit that gained 477 yards of total offense, including a season-high 194 rushing yards on 33 carries (5.9-yard avg.) vs. Ind (10/1) ... helped the Seahawks pass for 446 yards and score 41 points vs. Hou (10/29).

**2016:** Appeared in eight games, inactive for seven others and DNP in one other as a rookie ... made his NFL debut on special teams @ LA (9/18) ... active but DNP @ NO (10/30) ... subbed for an injured George Fant (shoulder) and saw his first-career action at tackle vs. Phi (11/20) ... played on special teams @ TB

(11/27) ... replaced Fant for one series at LT vs. Car (12/4) ... lined up as an extra blocker in jumbo packages @ GB (12/11), vs. Ari (12/24) and @ SF (1/1/17) ... played at guard vs. LA (12/15) ... inactive for the Wild Card game vs. Det (1/7/17) and saw his most extensive action of the season at RG when Germain Ifedi went down in the Divisional Playoff game @ Atl (1/14/17).

**COLLEGE:**

Played 32 games (25 starts) and earned first-team (2015) and second-team (2014) All-Mountain West accolades ... named to the Rotary Lombardi Award and the Outland Trophy preseason watch lists as a senior in 2015 ... helped lead the 12-2 Broncos to a Mountain West championship, a Fiesta Bowl win and a No. 16 ranking in the final AP and coaches polls as a junior in 2014.

**PERSONAL:**

Name pronounced 'reece' 'oh-dee-AHM-bo' ... earned two varsity letters at Mansfield (OH) Legacy High ... named second-team all-conference as a senior and honorable mention all-conference as a junior ... recorded 26 knockdowns and 14 pancakes, while only allowing one sack as a senior ... tallied 10 knockdowns and four pancakes as a junior ... also recorded 10 tackles and one tackle for loss at nose guard as a junior ... academic all-district as a junior and senior ... earned one varsity letter in track and field ... majored in Exercise Science ... born in Nairobi, Kenya and moved to the United States when he was six years old.

**ODHIAMBO CAREER STATS:**

GP/GS (Career): 16/7; 2018 (AZ): 1/0; 2017 (SEA): 7/7; 2016 (SEA): 8/0

**ODHIAMBO POSTSEASON STATS:**

GP/GS (Career): 1/0; 2016 (SEA): 1/0





# JONATHAN OWENS

**42 | SAFETY | 5-11 | 210**

**COLLEGE:** Missouri Western

**HOMETOWN:** St. Louis, MO

**HOW ACQUIRED:** FA-18

**DOB:** July 22, 1995

**YEARS NFL/CARDINALS:** 2/2

## PRO CAREER:

Signed by the Cardinals as an undrafted rookie free agent out of Missouri Western on 4/30/18 and was waived/injured (knee) on 6/11/18. Spent his rookie season on injured reserve (knee).

## COLLEGE:

Played in 43 games and started 22 contests in his final two seasons, finishing his career with 260 tackles, seven INTs, four forced fumbles, two fumble recoveries and 2.5 sacks ... named to the MIAA Academic Honor Roll each year for the Griffons ... started all 11 games as a senior in 2017, earning second-team

All-MIAA honors after posting a career-high 95 tackles, two INTs, two forced fumbles, a fumble recovery, seven passes defended and a sack ... named honorable mention All-MIAA as a sophomore after totaling 85 tackles and posting career highs for INTs (four) and passes defended (nine).

## PERSONAL:

Attended Christian Brothers College (St. Louis, MO) High School where he was named all-conference, all-district and the CBC Linebacker of the Year as a senior after leading the team to the state championship game in 2012 ... majored in Pre-Physical Therapy.

## CARDINALS PRIMARY HOME STADIUMS

Since the NFL was founded in 1920, the following venues have served as the primary site for Cardinals home games:

1920-1921 ..... Normal Park, Chicago *	1959 ..... Soldier Field, Chicago
1922-1925 ..... Comiskey Park, Chicago	1960-1965 ..... Busch Stadium, St. Louis ***
1926-1928 ..... Normal Park, Chicago *	1966-1987 ..... Busch Memorial Stadium, St. Louis
1929-1930 ..... Comiskey Park, Chicago	1988-2005 ..... Sun Devil Stadium, Tempe
1931-1938 ..... Wrigley Field, Chicago	2006- ..... State Farm Stadium, Glendale ****
1939-1958 ..... Comiskey Park, Chicago **	

\* Normal Park was also known as Normal Field

\*\* In 1944, the Cardinals and Steelers merged during WWII and home games were split between Comiskey Park and Pittsburgh's Forbes Field

\*\*\* Busch Stadium was known as Sportsman's Park from 1909-1952; the Cardinals moved to the newly-opened Busch Memorial Stadium in 1966

\*\*\*\* State Farm Stadium was known as University of Phoenix Stadium from 2006-17



# COREY PETERS

**98 | DEFENSIVE LINEMAN | 6-3 | 335**

**COLLEGE:** Kentucky

**HOMETOWN:** Louisville, KY

**HOW ACQUIRED:** UFA-15 (Atl)

**DOB:** June 8, 1988

**YEARS NFL/CARDINALS:** 10/5

## NOTE CARDS

- Signed a three-year contract with the Cardinals on 3/11/15 as an unrestricted free agent after spending his first five NFL seasons with the Atlanta Falcons. Signed a three-year contract extension on 12/1/17 that will keep him with the team through the 2020 season.
- Voted team captain for the first time in his career in 2018. Also selected as the Cardinals Art Rooney Sportsmanship Award nominee and named the Steve Schoenfeld Media Good Guy by the local PFWA chapter. In 2011, Peters was named the Falcons 2011 Walter Payton Man of the Year in honor of his off-the-field community service as well as his play on the field.
- After missing entire 2015 season with torn left Achilles, has played in 42 games (41 starts) over the last three seasons and totaled 111 tackles, 25 tackles for loss, 3.5 sacks, a fumble recovery, 28 QB pressures and 12 QB hits.
- Appeared in 70 games (55 starts) during his five seasons with the Falcons, collecting 172 tackles, 11.0 sacks, a forced fumble, a fumble recovery (returned 13 yards for a TD), an INT and six passes defended. Peters also started all four of the Falcons postseason games during his tenure in Atlanta, totaling 12 tackles, a sack and a pass defended.

### PRO CAREER:

Originally drafted by Atlanta in the third round (83rd overall) of the 2010 NFL Draft and re-signed (one-year contract) with the Falcons on 3/4/14. Signed a three-year contract with the Cardinals as an unrestricted free agent on 3/11/15. Signed a three-year contract extension with the Cardinals on 12/1/17.

**2018:** After being selected as a team captain for the first time in his career, started all 15 games he played and had a career-high 51 tackles, nine tackles for loss, 2.5 sacks, a pass defended, a fumble recovery, six QB pressure and five QB hits ... selected as the Cardinals Art Rooney Sportsmanship Award nominee and named the Steve Schoenfeld Media Good Guy by the local PFWA chapter ... had four tackles and a QB pressure in his 100th career game @ LAR (9/16) ... recovered a Mitchell Trubisky fumble, resulting in a Cardinals TD on the next play vs. Chi (9/23); had three tackles against the Bears ... recorded three tackles, including a tackle for loss, for a defense that forced five turnovers @ SF (10/7) ... totaled five tackles, two for loss, a career-high two sacks and two QB hits @ Min (10/14); notched the first of consecutive sacks that stalled a six-play, 12-yard Vikings drive that started at the Cardinals 31-yard line and resulted in a FG ... inactive (ankle) vs. SF (10/28) ... collected four tackles, one for loss, two QB hits, three QB pressures and a pass defended for a unit that held the NFL's top-ranked scoring offense to a season-low 26 points @ KC (11/11) ... set a career-high with eight tackles, including a career-high-tying six solo tackles and a tackle for loss vs. Oak (11/18) ... totaled three tackles, one for loss and a QB hit for a defense that held Aaron Rodgers to a 4.66 yards-per-pass-attempt average (233 yards on 50 attempts) and a 79.8 passer rating @ GB (12/2).

**2017:** Started all 12 games in which he played and totaled 30 tackles, eight for loss, a sack, a pass defended, nine QB pressures and five QB hits for the NFL's sixth ranked defense ... signed a three-year extension with the Cardinals on 12/1 ... missed Weeks 11-14 (ankle) ... had three solo tackles in the season-opener @ Det (9/10) ... tallied three tackles, one QB pressure and two QB hits @ Ind (9/17) ... notched a season-high four tackles vs. Dal (9/25) ... posted two tackles, stopping RB Carlos Hyde for no gain on each play vs. SF (10/1) ... registered three tackles, one for loss, one QB pressure and a pass defended @ Phi (10/8) ...

collected three tackles, a sack (his first since 2014), one tackle for loss and two QB hits @ SF (11/5) ... returned from an ankle injury to record four tackles, one for loss, for a defense that held the Redskins to a season-low 31 rushing yards @ Was (12/17).

**2016:** Started 14 of 15 games played and had 30 tackles, including eight for loss, while adding 13 QB pressures and two QB hits ... made his Cardinals debut after missing 2015 season with Achilles injury and had one tackle vs. NE (9/11) ... tackled LeSean McCoy in the end zone for a safety in the fourth quarter @ Buf (9/25); had two solo tackles with one for loss ... assisted on two tackles and tied for team lead with three QB pressures @ SF (10/6) ... registered three solo tackles and one for loss vs. NYJ (10/17) ... collected one solo tackle and two QB pressures vs. Sea (10/23) ... notched four tackles, including one for loss @ Car (10/30) ... inactive (foot) @ Min (11/20) ... posted a season-high six tackles, with one for loss @ Atl (11/27) ... recorded three solo tackles, one for loss, and two QB pressures @ Sea (12/24) ... had three tackles, with two for loss, and two QB pressures @ LAR (1/1/17).

**2015:** Suffered a torn left Achilles during training camp and was placed on injured reserve on 8/21.

**2014:** Making his return from a torn right Achilles suffered late in the '13 season, appeared in 14 games (two starts) and had 30 tackles and two sacks ... tied for second on the team with six tackles for loss ... registered four tackles and his first sack of the season when he took down Mike Glennon in the second quarter vs. TB (9/18) on TNF ... saw action at DT and recorded four total tackles @ NYG (10/5) ... posted three total tackles @ Bal (10/19) ... recorded three total tackles vs. Cle (11/23) ... had his second sack of the season when he took down Drew Brees in the third quarter @ NO (12/21); his sack was one of five for the day by Atlanta; added two tackles, a tackle for loss and a QB hit.

**2013:** Started 15 games and had 48 total tackles (35 solo) and five sacks, while also adding six tackles for loss and two passes defended ... had one of the best games of his career in the season opener @ NO (9/8), setting career highs in tackles (7) and solo tackles (6) while taking down QB Drew Brees for his first sack of the season ... totaled five tackles in an SNF matchup vs.



NE (9/29) ... registered three tackles (two solo) and a sack vs. NYJ (10/7), dropping Geno Smith for a 10-yard loss ... posted his third sack of the season when he took down Carson Palmer for a nine-yard loss @ AZ (10/27); also tied his career-high with seven total tackles and one tackle for loss ... finished the contest @ GB (12/8) with six tackles, a QB hit, his fourth sack of the season and a tackle for loss; marked his second consecutive game with six tackles (five solo) ... registered his fifth sack of the season, a single-season career high, when he took down Colin Kaepernick on a third-down play in the first half @ SF (12/23); suffered a torn right achilles later in the game that ended his season.

**2012:** After spending the first six weeks of the season on the reserve/non-football injury list, went on to appear in 10 regular season games (eight starts) and started both postseason contests ... recorded 21 tackles, a pass defended and his first career forced fumble in the regular season and added six tackles, a sack and a pass defended in postseason play ... saw action as a reserve DT in the first two contests following his return: @ Phi (10/28) and vs. Dal (11/4) ... made his first start of the season @ NO (11/11) and had two tackles and a pass defended ... registered three tackles in the Falcons 24-23 come-from-behind victory @ TB (11/25) ... had season highs with six tackles and five solo tackles @ Det (12/22) ... started his third career postseason game and totaled two tackles in the Divisional Playoff matchup vs. Sea (1/13/13) ... started at DT in the NFC Championship Game vs. SF (1/20/13) and finished with four tackles, a sack, a tackle for loss and a pass defended; took down Colin Kaepernick for a nine-yard loss on 3rd-n-4 in the first quarter, forcing a 49ers punt.

**2011:** Started all 15 games he played during the regular season and started the team's Wild Card matchup against the Giants ... named the Falcons Walter Payton Man of the Year ... had 33 tackles, three sacks, his first career INT and his first career fumble recovery (which he returned 13 yards for his first career TD) ... helped the Falcons rank sixth in the NFL in rushing yards allowed (97.0 yards per game) ... inactive (knee) for the season opener @ Chi (9/11) ... registered five tackles and two QB hits @ Sea (10/2); held the Seahawks to just 53 rushing yards on 15 attempts, including 24 yards on eight attempts by Marshawn Lynch ... the following week, posted four tackles, his first sack of the season, two tackles for loss and a QB hit vs. GB (10/9); took down Aaron Rodgers for a seven-yard loss on the first play of the third quarter ... with the Falcons holding a 24-17 lead midway through the fourth quarter, hauled in his first career INT when he picked off a Cam Newton pass at the CAR 40-yard line; Atlanta took a 14-point lead on the ensuing drive, sealing the victory ... recorded his second sack of the season, and second in three games, when he took down Matthew Stafford for a 10-yard loss on

a 3rd-n-goal from the ATL 6-yard line to force a FG attempt @ Det (10/23) ... posted a sack of Curtis Painter @ Ind (11/6), marking his second sack in as many games and third sack in a span of four games ... scored the first TD of his NFL career when he recovered a Blaine Gabbert fumble in the third quarter and returned it 13 yards for a TD and a 34-0 Falcons lead vs. Jax (12/15) ... made his second career postseason start and had one tackle in Wild Card matchup @ NYG (1/8/12).

**2010:** Made an immediate impact during his rookie season, starting 15 of 16 regular season contests and the Divisional Playoff game vs. Green Bay ... totaled 40 tackles, a sack and a pass defended ... made his NFL debut in the regular season opener vs. Pit (9/12) and had one tackle ... logged his first career start vs. AZ (9/19) ... posted a season-high five tackles (four solo) @ Cle (10/10) ... tied his season high with five tackles @ Car (12/12) ... registered his first career sack and added three tackles in the regular season finale vs. Car (1/2); took down Jimmy Clausen in the second quarter ... made his postseason debut starting at DT in the Divisional matchup vs. GB (1/15/11) and had five tackles.

#### COLLEGE:

Three-year starter who totaled 146 tackles (83 solo), 27 tackles for loss, 11.5 sacks, 11 passes defended, three fumble recoveries and a forced fumble ... two-team SEC Academic Honor Roll member (2007-08) ... named the Wildcats Most Outstanding Defensive Player as a senior in '09 after posting a career-high 56 tackles, four sacks, 12 tackles for loss, five passes defended and a forced fumble ... totaled 36 tackles while appearing in 13 games as a junior in '08, adding 10 tackles for loss and 4.0 sacks ... as a sophomore in '07, was named Most Improved Defensive Player as chosen by the Wildcat coaches ... totaled 43 tackles on the season, including four for loss and 2.5 sacks ... claimed a spot on the SEC Academic Honor Roll ... as a freshman in '06, appeared in 11 games (two starts) and totaled 18 tackles on the season.

#### PERSONAL:

Attended Central (Louisville, KY) High School where he was a four-year letterman and three-year starter on the defensive line ... first-team (Louisville Courier-Journal) and second-team (AP) All-State selection as a senior with 91 tackles, 15 sacks, three INTs, five forced fumbles, three fumble recoveries and seven passes defended ... played in the Kentucky-Tennessee High School All-Star game ... part of a Central team that went to the state playoffs all three years he was a starter ... lettered and advanced to the state meet four consecutive years in wrestling ... participated in baseball and track and field ... in June of 2019, was inducted into the Kentucky Pro Football Hall of Fame ... earned a degree in Secondary Education.

### PETERS CAREER STATS

DATE TEAM	GP GS	TK	S	A	TACKLES					YDS	QBH	INTERCEPTIONS					FUMBLES		
					TFL	YDS	SK					NO	YDS	LG	TD	PD	FF	FR	YDS
2010 Falcons	16 15	32	24	8	2	0	1.0			4.0	1	0	0	0	0	1	0	0	0
2011 Falcons	15 15	26	21	5	6	0	3.0			29.0	6	1	1	1	0	3	0	1	13
2012 Falcons	10 8	15	11	4	0	0	0.0			0.0	0	0	0	0	0	1	1	0	0
2013 Falcons	15 15	46	29	17	6	46	5.0			41.0	7	0	0	0	0	2	0	0	0
2014 Falcons	15 2	26	15	11	6	42	2.0			14.0	5	0	0	0	0	0	0	0	0
2016 Cardinals	15 14	30	23	7	8	7	0.0			0.0	2	0	0	0	0	0	0	0	0
2017 Cardinals	12 12	30	21	9	8	11	1.0			6.0	5	0	0	0	0	1	0	0	0
2018 Cardinals	15 15	51	31	20	9	17	2.5			11.0	5	0	0	0	0	1	0	1	0
<b>NFL TOTALS</b>	<b>113 96</b>	<b>256</b>	<b>175</b>	<b>81</b>	<b>45</b>	<b>123</b>	<b>14.5</b>			<b>105.0</b>	<b>31</b>	<b>1</b>	<b>1</b>	<b>1</b>	<b>0</b>	<b>9</b>	<b>1</b>	<b>2</b>	<b>13</b>





## PETERS POSTSEASON STATS

DATE TEAM	GP GS	TK	S	A	TACKLES					QBH	INTERCEPTIONS					FUMBLES		
					TFL	YDS	SK	YDS			NO	YDS	LG	TD	PD	FF	FR	YDS
2010 Falcons	1 1	5	4	1	1	0	0.0	0.0		0	0	0	0	0	0	0	0	0
2011 Falcons	1 1	1	1	0	1	0	0.0	0.0		0	0	0	0	0	0	0	0	0
2012 Falcons	2 2	5	3	2	1	0	1.0	9.0		1	0	0	0	0	1	0	0	0
<b>NFL TOTALS</b>	<b>4 4</b>	<b>11</b>	<b>8</b>	<b>3</b>	<b>3</b>	<b>0</b>	<b>1.0</b>	<b>9.0</b>		<b>1</b>	<b>0</b>	<b>0</b>	<b>0</b>	<b>0</b>	<b>1</b>	<b>0</b>	<b>0</b>	<b>0</b>

## SINGLE-GAME HIGHS: DEFENSIVE

<b>Total Tackles</b>	8 vs. Oakland Raiders, Nov 18, 2018	<b>Tackles For Loss</b>	4 vs. Tampa Bay Buccaneers, Sep 18, 2014
<b>Sacks</b>	2.0 at Minnesota Vikings, Oct 14, 2018	<b>Interceptions</b>	1 vs. Carolina Panthers, Oct 16, 2011
<b>Passes Defensed</b>	2 at Detroit Lions, Oct 23, 2011	<b>Interception Return Yards</b>	1 vs. Carolina Panthers, Oct 16, 2011
<b>Forced Fumbles</b>	1 at Detroit Lions, Dec 22, 2012	<b>Safeties</b>	1 at Buffalo Bills, Sep 25, 2016
<b>Fumble Recoveries</b>	1 vs. Chicago Bears, Sep 23, 2018	<b>Special Teams Tackles</b>	1 vs. Cincinnati Bengals, Oct 24, 2010
...1 more at 1.			

## SINGLE-GAME HIGHS - POSTSEASON: DEFENSIVE

<b>Total Tackles</b>	5 vs. Green Bay Packers, Jan 15, 2011	<b>Passes Defensed</b>	1 vs. San Francisco 49ers, Jan 20, 2013
<b>Sacks</b>	1.0 vs. San Francisco 49ers, Jan 20, 2013	<b>Tackles For Loss</b>	1 vs. San Francisco 49ers, Jan 20, 2013
...2 more at 1.			

## CARDINALS IN THE COMMUNITY

Ever since defensive lineman Corey Peters signed with the Cardinals as a free agent in 2015, he has displayed his commitment to the Arizona community through his various charitable appearances.

This past offseason, Peters and team mascot Big Red participated in a Gatorade Jr. Training Camp in Gilbert for 150 special needs students. For the second time as a Cardinal, Peters and Nicole Bidwill took part in the team's annual "Pink Game" to support Breast Cancer Awareness. Last season, the group from the Cardinals recognized Breast Cancer survivors at the Mesa High School game against Westwood High School in October. In 2016, Peters visited Greenway High School for the Cardinals annual "Pink Game" and participated in a special halftime presentation to honor breast cancer survivors.



Peters was also selected as the Cardinals 2018 nominee for the Art Rooney Sportsmanship Award. Established in 2014 in honor of the late founding owner of the Pittsburgh Steelers and Pro Football Hall of Famer Art Rooney, Sr., the annual award recognizes players who demonstrate qualities of on-field sportsmanship, including fair play, respect for the game and opponents and integrity in competition.

In 2017, Peters joined a number of teammates and a group from the Cardinals Women's Club to visit Phoenix Children's Hospital for a birthday party in the Kids Zone. Each month, the Kids Zone at PCH holds a party for all patients who have a birthday in that month. The Arizona Cardinals Women's Club sponsored the event, which featured games with the patients as well as pizza and cake. Peters also hosted 20 families from the Arizona Cardinals Preparatory Academy for a Holiday Kids Camp. Peters and his teammates adopted the students and families at the Preparatory Academy so they could have a happy holiday season. In addition to the Kids Camp, the students got presents from the Cardinals and each family received a free mattress donated by Brooklyn Bedding.

During the holiday season, Peters and Cardinals teammates visited Boys Hope Girls Hope for the team's annual Christmas Party. Boys Hope Girls Hope helps academically capable and motivated children by providing family like homes, opportunities and education through college.

In the 2017 offseason, Peters was part of a group of Cardinals players that joined Arizona Governor Doug Ducey to participate in the annual "Read Across America" program at the Phoenix Salvation Army KROC Center. The event took place on Dr. Seuss' birthday (March 2) and helps motivate children to read and focuses the country's attention on the importance of reading. He was back at the KROC Center and partnered with teammates for the "Team Smile" event to provide 300 kids free dental care while participating in an Easter Egg hunt.

In 2016, he was part of a group from the Cardinals that took part in a field ribbon cutting ceremony at Thew Elementary School in Tempe, AZ to create a lighted football field for the school's physical education program and for the city. Peters and his Cardinals teammates also hosted the team's annual "Pro vs. G.I. Joe" program where Cardinals players competed in video games with Arizona soldiers from the Wounded Warrior Regiment who are based in Iraq and Kuwait as part of a program set up through the USO.



# PATRICK PETERSON

**21 | CORNERBACK | 6-1 | 203**

**COLLEGE:** LSU

**HOW ACQUIRED:** D1-11

**YEARS NFL/CARDINALS:** 9/9

**HOMETOWN:** Pompano Beach, FL

**DOB:** July 11, 1990

**PRO BOWL SELECTION:** 2011, 2012, 2013, 2014, 2015, 2016, 2017, 2018

## NOTE CARDS

- The Cardinals first-round selection in the 2011 NFL Draft and the fifth overall pick, Peterson was the first cornerback taken in draft. Signed a five-year extension on 7/29/14 that will keep him under contract with the Cardinals through 2020.
- Voted to his eighth straight Pro Bowl in 2018; has been selected to the Pro Bowl seven times at cornerback (2012-18) and once as a kick returner (2011). Joined Hall of Famers Jim Brown and Barry Sanders as the only players in NFL history to be chosen to eight Pro Bowls before their 29th birthday. Peterson is the only player in team history to be selected to the Pro Bowl in each of his first eight NFL seasons and his eight consecutive Pro Bowl selections are a franchise record.
- Earned first-team All-Pro honors three times, with two selections at cornerback (2013, 2015) and one as a kick returner (2011).
- After starting all 16 games in 2018, started all 128 games over his first eight seasons, never missing a game in his NFL career. According to the Elias Sports Bureau, became the first Cardinals player since at least the 1970 NFL-AFL merger to start 100+ consecutive games to begin his career.
- In 128 games over his first eight NFL seasons, has recorded 373 tackles, 23 INTs (one returned for a TD), three sacks, 102 passes defended, a forced fumble and three fumble recoveries.
- Selected as a team captain five times (2013, 2015-18), including each of the last four seasons.
- Only seven players in franchise history have more career INTs than Peterson (23).
- Only two current NFL players – San Francisco's Richard Sherman (32) and Oakland's Reggie Nelson (29) have more INTs than Peterson (23), dating back to his rookie season in 2011.
- Has been named NFC Defensive Player of the Week twice in his career (Week 10 of the '14 season vs. St. Louis; Week 4 of '13 season at Tampa Bay), NFC Special Teams Player of the Week twice (Weeks 9 and 12 of the '11 season) and Special Teams Player of the Month (November 2011).
- In Week 2 of the '13 season vs. Detroit, became the first NFL defender since at least the 1970 merger to post a reception and a completion in the same game. Peterson's gloves as well as the football used on the pass completion were sent to the Pro Football Hall of Fame in Canton, OH.
- In 2012, ranked fourth in the NFL with seven INTs and became the first Cardinals player since Aeneas Williams in 1994 to record an INT in four consecutive games (Games 11-14).
- As a rookie in 2011, tied the NFL record and became just the fourth player in league history to return four punts for TDs in a single season. Joined Jack Christiansen (Detroit, 1951) as the only rookies in NFL history with four punt return TDs during their inaugural season.
- With punt return TDs of 99, 89, 82 and 80 yards in '11, became the first player in NFL history with four punt return TDs of 80+ yards in a single season.
- Led the NFL in punt return yards (699) and TDs (four) in '11 while finishing second in punt return average (15.9) behind Chicago's Devin Hester (16.2).
- Established an NFL rookie record with 699 punt return yards, surpassing the previous record of 656, set by Pittsburgh's Louis Lipps in 1984. In addition to being a rookie record, his 699 punt return yards rank as the second-highest single-season total in NFL history behind Desmond Howard's 875 yards for Green Bay in 1996.
- His 99-yard punt return TD in overtime against St. Louis in Week 9 of the '11 campaign was the second-longest punt return in NFL history (103, Robert Bailey, 10/23/94). It also tied for the longest play in overtime in NFL history (99-yard pass from Philadelphia's Ron Jaworski to Mike Quick, 11/10/85).
- Is a cousin of former NFL CB Bryant McFadden, CB Walter McFadden and WRs Santana Moss and Sinorice Moss.

### PRO CAREER:

The Cardinals first-round selection (fifth overall) in the 2011 NFL Draft, Peterson has earned first-team All-Pro honors as both a cornerback and kick returner. An eight-time Pro Bowl selection, Peterson started all 128 regular season games and three postseason matchups during his first eight NFL seasons. Signed a five-year contract extension on 7/29/14 that will keep him with the Cardinals through the 2020 season.

**2018:** After being selected as a team captain for the fourth consecutive season (fifth time in his career), started all 16 games for the eighth consecutive year and recorded 51 tackles, two for loss, a sack, two INTs, five passes defended and a fumble recovery

... became the first player in franchise history selected to the Pro Bowl in each of his first eight NFL seasons, joining HOF RBs Jim Brown and Barry Sanders as the only players in NFL history named to eight Pro Bowls before their 29th birthday ... played the second-most snaps (1,107) among NFL CBs and allowed just 364 receiving yards and three TDs on 30 receptions, the fewest catches allowed among CBs who played at least 80% of defensive snaps, according to ProFootballFocus.com ... had one tackle and his third-career sack vs. Was (9/9) ... matched a career-high with seven tackles (all solo) and intercepted a Jared Goff pass at the Cardinals two-yard line to halt a Rams scoring threat @ LAR (9/16); his seven INTs against the Rams are his most against any single opponent ... recorded six tackles, including one for loss,



for a unit that did not allow a third-down conversion vs. Sea (9/30) ... returned a fumble 49 yards to the 49ers 18-yard line, setting up a TD four plays later @ SF (10/7); had five tackles and a pass defended against the 49ers ... secured his 23rd-career INT vs. Den (10/18), eighth most in team history ... tallied three tackles for a unit that held the NFL's top-ranked scoring offense to a season-low 26 points @ KC (11/11) ... held Davante Adams to an eight-yard catch on four targets @ GB (12/2) ... did not face a target while covering 60% of Kenny Golladay's routes vs. Det (12/9), according to ProFootballFocus.com, helping limit the Lions to a season-low 96 net passing yards and held Matthew Stafford to 101 passing yards, the lowest complete-game total of his career ... led a coverage unit that held the Seahawks to 109 net passing yards @ Sea (12/30); returned a sack-fumble forced by Chandler Jones for a TD, but the play was nullified by a questionable defensive holding penalty.

**2017:** After being selected as a team captain for the third consecutive season (fourth time in his career), started all 16 games for the seventh consecutive year and totaled 33 tackles, an INT, nine passes defended and one fumble recovery for the NFL's sixth ranked defense ... earned seventh consecutive Pro Bowl selection and sixth straight as a CB, joining HOF RBs Jim Brown and Barry Sanders as the only players in NFL history to be named to the Pro Bowl seven times before their 28th birthday ... selected as Cardinals nominee for the 2017 Art Rooney Sportsmanship Award and the Arizona Cardinals/Walter Payton NFL Man of the Year for the second time (2015) ... faced the fewest targets (60) and allowed the fewest receptions (28) among CBs with 500+ snaps in 2017, according to Pro Football Focus ... had four tackles and one pass defended while limiting Pierre Garcon to four catches for 36 yards in his 100th career game (all starts) vs. SF (10/1) ... notched one tackle and held Alshon Jeffery to 31 yards on three receptions @ Phi (10/8) ... tallied two tackles @ LAR (10/22); targeted just once and did not allow a completion against the Rams ... registered one pass defended and returned a fumble (forced by Tyrann Mathieu) 47 yards to the 49ers six-yard line, which setup a TD three plays later @ SF (11/5) ... had two tackles, three passes defended and an INT, which led to a Cardinals TD two plays later @ Hou (11/19) ... limited Sammy Watkins to one reception for 13 yards on passes thrown his direction vs. LAR (12/3) ... tallied four tackles for a defense that held Marcus Mariota to a career-low 39.6 passer

rating vs. Ten (12/10) ... notched one tackle in the shutout win vs. NYG (12/24); was not targeted once in the Cardinals shutout victory ... matched a season high with four tackles in the season finale win @ Sea (12/31).

**2016:** Voted a team captain for the third time overall and second straight season, started all 16 games for the sixth consecutive year since being drafted and recorded 46 tackles, three INTs, eight passes defended and one special teams tackle ... earned sixth consecutive Pro Bowl and fifth straight at CB; joins Hall of Fame HB Ollie Matson as only players in franchise history selected to the Pro Bowl each of their first six NFL seasons; became fifth player in Cardinals history to be selected to six straight Pro Bowls ... finished second on the team with 13 punt returns for 81 yards ... selected as Cardinals Ed Block Courage Award Winner following his battle overcoming diabetes ... recorded first INT of the season when he picked off a Jameis Winston deep ball in the end zone vs. TB (9/18); also had two solo tackles and one pass defended ... acrobatic interception of Tyrod Taylor deep throw in the second quarter @ Buf (9/25); added five tackles and a pass defended ... recorded one tackle and a pass defended on Rams fourth-down pass attempt in the fourth quarter vs. LAR (10/2) ... had one tackle and helped limit Brandon Marshall to three receptions vs. NYJ (10/17) ... sealed victory with INT of Kirk Cousins at the AZ 18 as Redskins were driving for potential game-tying TD vs. Was (12/4); marked his 20th career INT, becoming the 16th player in team history to have 20 or more INTs; added three tackles and a pass defended ... collected four solo tackles vs. NO (12/18) ... equaled career high with seven tackles @ Sea (12/24).

**2015:** Selected as a team captain for the second time in his career (2013), started every game for the fifth straight season and had 35 tackles, two INTs, 10 passes defended, a forced fumble and two special teams tackles ... added three tackles, one INT and a pass defended in two playoff games ... totaled 260 yards on 32 punt returns ... named Arizona Cardinals/Walter Payton NFL Man of the Year ... selected to fifth consecutive Pro Bowl (fourth straight at CB); joins Hall of Famer Ollie Matson as only players in franchise history to earn Pro Bowl honors in each of their first five NFL seasons ... was a first-team AP All-Pro selection, his third career All-Pro honor (2011 at KR, 2013 at CB) and earned PFWA All-NFL honors ... picked off Jimmy Clausen on

## ON TOP OF HIS GAME



Despite playing in a new system in 2018, Cardinals All-Pro CB Patrick Peterson not only maintained his status among the NFL's most elite pass defenders last season – he posted one of the best years of his career.

Peterson ranked near the top in several key coverage categories among NFL CBs with at least 700 snaps in 2018, according to ProFootballFocus.com.

Category	Stat	Rnk
Total Snaps	1,107	2
Targets	52	4t
Receptions	30	6t
Receiving Yards	364	4
Yards Allowed per Snap	0.63	1
Snaps per Reception	19.2	2
Snaps per Target	11.1	3

Source: ProFootballFocus.com; CBs with at least 700 snaps

In 1,107 plays last season, Peterson allowed just 30 receptions for 364 yards and three TDs on 52 targets. His 30 receptions allowed ranked first among NFL CBs who played at least 80% of defense snaps, according to PFF.

### Receptions Allowed – NFL CBs (2018)

Rk	Player	Team	Tgt	Rec	Yds	TD	INT
1t	Patrick Peterson	AZ	52	30	364	3	2
1t	Tre'Davious White	Buf	52	30	357	2	2
3t	Tramon Williams	GB	51	32	387	8	0
3t	Casey Hayward Jr.	LAC	56	32	488	3	0
5	Minkah Fitzpatrick	Mia	62	35	416	1	2

Source: ProFootballFocus.com; CBs who played at least 80% of defensive snaps

He also allowed just 194 yards and two TDs on 10 receptions while “shadowing” a receiver in 2018.

### Receivers “Shadowed” By Peterson in 2018

Wk	Receiver	Opp	Tar	Rec	Yds	TD
6	Stefon Diggs	Min	2	2	26	0
8	Marquise Goodwin	SF	3	1	55	1
10	Tyreek Hill	KC	3	2	42	0
13	Davante Adams	GB	4	1	8	0
14	Kenny Golladay	Det	0	0	0	0
15	Julio Jones	Atl	4	3	45	1
16	Brandin Cooks	LAR	1	1	18	0
<b>Total</b>			<b>17</b>	<b>10</b>	<b>194</b>	<b>2</b>

Source: ProFootballFocus.com





## #21 GETS INTERCEPTION #23

The Cardinals selected CB **Patrick Peterson** with the fifth pick in the 2011 NFL Draft, and in his first eight seasons, he earned eight Pro Bowl selections and was named first-team All-Pro three times. Considered one of the game's best shutdown corners, he has proven to be one of the most unique talents in NFL history.

Since his rookie season in 2011, only two active players have more INTs than Peterson.

**Active NFL Leaders – Interceptions (2011-18)**

Rnk	Player (Team)	INTs
1	Richard Sherman (Sea/SF)	32
2	Reggie Nelson (Cin/Oak)	29
3t	<b>Patrick Peterson (AZ)</b>	<b>23</b>
3t	Earl Thomas (Sea)	23
3t	Eric Weddle (SD/Bal)	23



the opening drive of the third quarter to help set up a TD @ Chi (9/20); was his 16th career INT; also had three tackles and a pass defended ... had one pass defended and helped hold Torrey Smith without a catch vs. SF (9/27) ... posted second INT of the season in the third quarter @ Det (10/11); 40-yard return helped set up a TD; added season-high five solo tackles ... recorded four solo tackles and a pass defended @ Cle (11/1); also returned four punts for 50 yards, including a season-long 38-yard return in the third quarter that helped set up the go-ahead TD ... had two solo tackles vs. Cin (11/22); left game in fourth quarter with ankle injury ... started 75th consecutive game since entering the NFL and had two solo tackles, a pass defended and one special teams tackle @ SF (11/29) ... led the team with five solo tackles and added one pass defended and his first career forced fumble @ StL (12/6) ... helped hold James Jones without a reception in Divisional Playoff vs. GB (1/16/16) ... had three tackles, an INT that he returned 72 yards and a pass defended in NFC Championship Game @ Car (1/24/16).

**2014:** After signing a five-year contract extension during training camp, started all 16 games for the fourth consecutive season and totaled 46 tackles, three INTs, eight passes defended, one sack and one QB hit ... three INTs tied for second on the team ... earned fourth straight Pro Bowl selection overall and third at CB ... had two solo tackles and limited Dez Bryant to just two catches for 15 yards on 10 targets @ Dal (11/2); Bryant did not record his first reception until the final two minutes of the game ... recorded two INTs in the fourth quarter on back-to-back possessions vs. StL (11/9), returning the second one 30 yards for his first career INT return TD to give the Cardinals a 24-14 lead; marked his first INTs of the season and his second career multi-INT game; in his two career multi-INT games, all INTs came in the fourth quarter; became sixth player in franchise history with multiple INTs in each of his first four seasons; also had two tackles and one pass defended; named NFC Defensive Player of the Week for the second time in his career; in addition to his two Special Teams Player of the Week honors in 2011, he became first player in team history to be selected as Player of the Week multiple times in two different categories ... collected four tackles and a pass defended vs. Det (11/16); limited Calvin Johnson to five catches for 59 yards ... had a team-high and season-best eight solo tackles vs. KC (12/7); also had a sack and a QB hit; marked second career sack and first since his rookie season in 2011 ... picked off Shaun Hill on final play of the game @ StL (12/11); was his third INT of the season (all against the Rams and all in the fourth quarter); marked his sixth career INT against St. Louis ... had four solo tackles in Wild Card game @ Car (1/3/15).

**2013:** After being chosen by his teammates as a team captain for the first time in his career started all 16 games for the third straight season ... selected to the Pro Bowl for third straight year and was named first-team AP All-Pro at CB, his second career All-Pro honor after being named as a kick returner in 2011 ... tied for

Only seven players in franchise history, including four Pro Football Hall of Fame inductees, have more INTs than Peterson.

**Franchise Leaders – Interceptions (All-Time)**

Rnk	Player (Years)	INTs
1	Larry Wilson (1960-72)+	52
2	Aeneas Williams (1991-2000)+	46
3	Roger Wehrli (1969-82)+	40
4	Night Train Lane (1954-59)+	30
5	Pat Fischer (1961-67)	29
6	Adrian Wilson (2001-12)	27
7	Kwamie Lassiter (1995-2002)	24
8	<b>Patrick Peterson (2011-)</b>	<b>23</b>
9	Norm Thompson (1971-76)	22
10t	Jerry Davis (1948-51)	21
10t	Ray Ramsey (1950-53)	21

+Hall of Fame Inductee

second on the team with three INTs, recorded a team-leading and career-high 30 passes defended and had 40 tackles ... served as team's top punt returner and totaled 198 yards on 33 returns ... also saw action on offense throughout the season, catching six passes for 54 yards, running for 21 yards on four carries and completing a 17-yard pass ... had four solo tackles and one pass defended vs. Det (9/15); helped limit Calvin Johnson to just two catches for 20 yards in the second half; played five snaps on offense, catching a 17-yard pass in the third quarter and later in the quarter completed a 17-yard pass to Kerry Taylor on a reverse pass play; marked his first career pass attempt; according to the Elias Sports Bureau, became the first NFL defender to catch a pass and complete a pass in the same game since the 1970 merger ... recorded two fourth-quarter INTs to help the Cardinals earn a 13-10 win after trailing 10-0 through three quarters @ TB (9/29); marked his first career game with multiple INTs; first INT came with 3:23 left in the fourth quarter and the Buccaneers leading 10-3; INT and 11-yard return led to game-tying TD on the next play; second INT came with under a minute remaining and the Cardinals leading 13-10 to seal the win; became the first Cardinal with two INTs in the fourth quarter since Kwamie Lassiter on 11/18/01 against Detroit and the first Cardinal since Tim McDonald on 10/20/91 vs. Atlanta to record two INTs in the final four minutes of the fourth quarter; named NFC Defensive Player of the Week; became second player in team history (Calais Campbell) to win Player of the Week honors in two different categories after he won Special Teams Player of the Week twice during the 2011 season ... intercepted a Cam Newton pass intended for Steve Smith in the second quarter vs. Car (10/6); led the team with four passes defended and had two tackles ... collected five tackles and a team-high four passes defended vs. Sea (10/17); also had a career-long 19-yard reception in the third quarter ... had four unassisted tackles and a team-high four passes defended vs. Hou (11/10); recorded season highs with six punt returns for 74 yards, including a season-long 22-yard return in the second quarter ... recorded one pass defended @ Jax (11/17); had an 11-yard reception on first-quarter TD drive and returned four punts for 22 yards ... collected three solo tackles and two passes defended vs. Ind (11/24); had a reception and a two-yard run on offense and returned three punts for 23 yards.

**2012:** Started all 16 games for the second straight season, leading the team and finishing fourth in the NFL with seven INTs ... selected to the Pro Bowl as a CB, joining Hall of Famer Rod Woodson as the only players in NFL history to be named to the Pro Bowl as both a defender and kick returner ... totaled 59 tackles, a team-high 17 passes defended and one fumble recovery ... also had 51 punt returns for 426 yards (8.4 avg.) and three catches for 11 yards and two carries for 13 yards on offense ... collected his first INT of the season @ NE (9/16), picking off Tom Brady's pass that was deflected by Darnell Dockett on the Patriots first play of the game; added three tackles, including one for loss, and one pass defended on defense; appeared on offense for two plays in a Wildcat formation, running once for 17 yards ...



recovered a fumble by Legedu Naanee and returned it 60 yards in the fourth quarter vs. Mia (9/30), the first fumble recovery of his career; also had five tackles and one pass defended ... picked off a Sam Bradford pass in the end zone during the third quarter @ StL (10/4); led the DBs with five tackles and had a team-high two passes defended; also had a season-high 76 yards on five punt returns ... recorded his third INT of the season by picking off wildcat QB Brad Smith's pass in the end zone in the fourth quarter vs. Buf (10/14); totaled four tackles and three passes defended ... recorded his fourth INT of the season vs. StL (11/25), picking off Sam Bradford in the end zone in the second quarter; added five tackles and one pass defended; returned four punts for 59 yards and matched his season-long with a 26-yard return in the first quarter ... collected his fifth INT of the season when he picked off Mark Sanchez in the second quarter @ NYJ (12/2); also had four solo tackles and one pass defended ... picked off Russell Wilson in the second quarter for his sixth INT of the year @ Sea (12/9); became first Cardinal with an INT in three straight games since Dexter Jackson in 2003; also had two punt returns for 11 yards and caught one pass for seven yards on offense ... recorded an INT for the fourth straight game vs. Det (12/16), picking off Matthew Stafford in the second quarter and returning it 31 yards to set up a go-ahead TD; became the first Cardinals player with an INT in four straight games since Aeneas Williams in 1994.

**2011:** Started all 16 games at CB and had a record-setting season as a punt returner, scoring four TDs and totaling 699 yards on 44 returns ... tied the NFL single-season record and set the franchise all-time record with four punt return TDs ... established an NFL rookie record with 699 punt return yards, which is also a franchise single-season record and ranks as the second-highest single-season total in NFL history (Desmond Howard, 875, 1996) ... led the league with four punt return TDs and 699 punt return yards and ranked second with a 15.9-yard return average ... selected to the Pro Bowl as a kick returner, becoming the first Cardinal rookie since Anquan Boldin (2003) to earn Pro Bowl honors; joined Johnny Bailey (1992) and Vai Sikahema (1986-87) as the only players in franchise history to be named to the Pro Bowl as a kick returner ... named to the AP All-Pro team as a kick returner, the only rookie named to the team ... on defense, totaled 63 tackles and one sack, and tied for second on the team with two INTs and 13 passes defended ... blocked two FGs, helping the Cardinals lead the NFL with five blocked FGs on the season ... started at CB in first career NFL game vs. Car (9/11); scored the game-winning TD with an 89-yard punt return in the fourth quarter, which marked the second-longest punt return in franchise history at the time (95 yards, Frank Bernardi, 10/14/56 at Washington); became the first player in Cardinals history to return a punt for a TD in the season opener and it was the third-longest play on opening weekend in team history; became the fifth Cardinals rookie to return a punt for a TD; also recorded three solo tackles on defense ... recorded his first career INT @ Sea (9/25) ... returned a punt 82 yards for a TD in the second quarter @ Bal (10/30); marked his second punt return TD of the season, becoming the eighth player in franchise history to have at least two punt returns for TDs in a season; became the first player in team history with two career punt returns of 80+ yards ... scored the game-winning TD with a franchise-record 99-yard punt return in overtime vs. StL (11/6); became the first player in NFL history with three punt return TDs in his first eight career games; marked just the second game-winning punt return in overtime in NFL history (Kansas City's Tamarick Vanover, 86 yards vs. San Diego, 10/9/95); was the second-longest punt return in NFL history, behind only L.A. Rams Robert Bailey's 103-yard TD return vs. New Orleans on 10/23/94; became the first player in franchise history with three punt return TDs in a season and tied Ollie Matson and Vai Sikahema for the franchise career record; became the first player in Cardinals history and just the eighth player in the NFL since 1970 with a punt return TD in consecutive games; also had his second INT of the season, picking off Sam

Bradford on a flea flicker in the first quarter, and collected four tackles and a career-high three passes defended; named NFC Special Teams Player of the Week ... blocked David Akers 30-yard FG attempt in the second quarter @ SF (11/20); also had four unassisted tackles on defense and returned two punts for 22 yards ... returned a punt 80 yards for a TD in the third quarter @ StL (11/27); fourth punt return TD gave him the most of any player in franchise history, breaking a tie with Ollie Matson and Vai Sikahema; tied the NFL single-season record with four punt return TDs in a season and was just the second rookie to do so (Jack Christiansen, Detroit, 1951); became the first player in NFL history with four punt return TDs of 80+ yards in a season; combined with his 99-yard punt return TD against the Rams in week nine, joined Vai Sikahema (two against Tampa Bay on 12/21/96) as the only Cardinals with multiple punt return TDs against a single opponent in the same season; also led the DBs with five tackles; named NFL Special Teams Player of the Week; became the first player in team history to win Player of the Week twice in the same season against the same team; won NFC Special Teams Player of the Month for November ... recorded his first career sack vs. SF (12/11), helping the Cardinals total five sacks for the second straight game; totaled five tackles and had one QB pressure ... had a 32-yard punt return in OT that helped lead to the game-winning FG vs. Cle (12/18); collected two tackles on defense ... posted one tackle for loss and two passes defended @ Cin (12/24); also had his first career pass reception on offense ... returned four punts for 63 yards vs. Sea (1/1/12), setting a new rookie record with 699 punt return yards on the season; surpassed previous record-holder Louis Lipps (656, 1984) with a 42-yard return in the second quarter; blocked Steven Hauschka's 24-yard FG attempt in the third quarter, his second FG block of the season and fifth overall by the Cardinals; added four tackles on defense.

## COLLEGE:

Played in 39 games (30 starts) and totaled 135 tackles, seven INTs, 22 passes defended, a forced fumble and a fumble recovery in three seasons before leaving for the NFL following his junior season ... one of the nation's most decorated collegiate players in 2010, winning both the Bednarik Award (nation's top defender) and the Thorpe Award (nation's top defensive back) ... the first LSU player to win either award and became the first defensive back to win the Bednarik Award since Michigan's Charles Woodson in 1997 ... scored four TDs during his Tigers career, returning two punts, an INT and a blocked FG for TDs ... a unanimous All-American selection as a junior in '10 ... also became the first player in LSU history to win the Thorpe Award as the nation's top DB ... earned SEC Defensive Player of the Year and Special Teams Player of the Year honors from the league's coaches ... All-SEC first-team selection as a CB and return specialist ... a defensive captain, started all 13 games at right CB and totaled 42 tackles (29 solos), four INTs and six passes defended ... added 1.5 tackles for loss, one QB hurry and blocked a FGA for a defense that ranked in the top 12 nationally in three categories (scoring defense, pass defense and total defense) ... returned two punts for TDs ... established school records with 32 kickoffs for 932 yards, ranking first in the SEC and ninth in the country with an average of 29.1 yards per return ... 932 kick return yards ranked as the fifth-best total in SEC history and shattered the previous school record of 618 yards (Domanick Davis-1999) ... returned 26 punts for 418 yards and two TDs, placing first in the SEC and fourth in the country with an average of 16.1 yards per return ... All-SEC second-team choice by the league's coaches and media and co-recipient of LSU's Percy E. Roberts Award as the team's most outstanding defensive player during his sophomore season in '09 ... earned second-team All-American honors from the Sporting News ... started all 13 games at right CB and tallied a career-high 52 tackles (43 solos), two INTs (one of which he returned for a TD) and 13 passes defended ... also recovered one fumble ... picked up a blocked FGA and raced 53 yards for a TD in the first quarter at Ole Miss ... played in 13 games with four starts as a freshman in '08, starting the final four contests of the





## CARDINALS IN THE COMMUNITY

Pro Bowler Patrick Peterson's play on the field has made him one of the NFL's brightest stars. The Cardinals two-time (2015 and '17) "Walter Payton NFL Man of the Year" has used his status to give back to the community through the development of his own foundation, the Patrick Peterson Foundation for Success.

Being selected as the Cardinals "Walter Payton NFL Man of the Year" helps recognize a player's off-the-field community service as well as his playing excellence. As part of the award in 2017, Peterson received a \$50,000 donation to the Patrick Peterson Foundation for Success and an additional \$50,000 donation in his name to expand Arizona's United Way Character Playbook program. He also received two Super Bowl LII tickets to give to a community hero. In 2015, the NFL provided \$5,000 to Peterson's foundation and Nationwide offered an additional \$10,000 for receiving the honor.

Peterson was also selected as the Cardinals 2017 nominee for the Art Rooney Sportsmanship Award. Established in 2014 in honor of the late founding owner of the Pittsburgh Steelers and Pro Football Hall of Famer Art Rooney, Sr., the annual award recognizes players who demonstrate qualities of on-field sportsmanship, including fair play, respect for the game and opponents and integrity in competition.

Established in 2013, the Patrick Peterson Foundation for Success aims to provide low-income and inner-city youth with opportunities and resources to reach their full potential. The foundation hopes to implement an excellent balance for community development through a variety of programs, events and charitable initiatives held throughout the year. The foundation's signature program is "Patrick's Corner" – a literacy program that places libraries in schools and inner-city community center. All 14 Patrick's Corners are furnished with bookshelves, beanbag chairs, a reading module, audio library, and a stereo listening center—providing at-risk students with access to 1,200 age-appropriate books. Each corner serves as a dedicated area where students and their families can read, learn and explore together.

In collaboration with "Patrick's Corner," Peterson launched the "Pick Up a Book" initiative within the Phoenix community which is designed to bring families, schools and communities together to support children's literacy development.

The program works to:

- Help families foster the skills, attitudes and behaviors that support children's literacy development
- Help schools engage families through fun, literacy-based events
- Better prepare children for reading and learning
- Support schools with their family engagement goals

In September of 2017, Peterson expanded upon the foundation's signature program through a community partnership with Arizona non-profit, Furnishing Dignity. Through the partnership, mini Patrick's Corners have been implemented into the homes of families who need furnishings and other essential household items.

In May of 2017, Peterson and his wife, Antonique, visited Haiti as guests of Mission of Hope. They visited schools, helped children read and write, and played soccer and kickball. Antonique, who is a doctor, assisted at medical centers. The pair also collected fresh water from local spring wells for villages without clean water.

Last December, Peterson hosted his sixth annual "Shop with a Jock" event at Walmart. Peterson, with the help of Santa and his teammates, hosts the holiday event each year for 50 low-income and at-risk inner-city families and provides the children with a unique holiday shopping experience. He has also hosted an annual "Show and Tell" car show in the offseason the last six years in Mesa to benefit his foundation.

He hosted his fourth annual Patrick Peterson "Celebrity Golf Tournament" in May of 2019. The two-day event included a red-carpet VIP welcome party and a golf tournament at Superstition Mountain Golf and Country Club in Gold Canyon. Peterson has also hosted "Celebrity Golf Challenge" events at Topgolf in Arizona to benefit his foundation and his "Celebs and Steaks" fundraising dinner featuring celebrities as waiters.

His commitment to helping people isn't exclusive to Arizona. When devastating floods ravaged Baton Rouge, LA in 2016, Peterson and his former LSU and Cardinals teammate Tyrann Mathieu stepped up to help. They joined forces and purchased school supplies and clothing for 700 children, including 100 kids from the Boys & Girls Club of Baton Rouge. In addition, Peterson helped raise more than \$40,000 for the Baton Rouge Area Foundation through a fantasy football-based charity tournament with the winners getting the opportunity to attend the LSU-Alabama game as Peterson's guests. Peterson plans to expand the Patrick's Corner initiative to his home state of Florida in the future.

In addition to his foundation work, Peterson is also very active at Cardinals team community events. He has visited Boys Hope Girls Hope for the team's annual Christmas party. Boys Hope Girls Hope helps academically capable and motivated children-in-need to meet their full potential by providing value-centered, family-like homes, opportunities and education through college. He also made a special trip to Dignity Health Chandler Regional Medical Center in 2017 to visit families in the birth center, congratulate new parents and deliver Cardinals teddy bears.

In 2016, he joined Cardinals teammates for the annual "Light the House" party to help spread holiday cheer at the Phoenix Ronald McDonald House. The group provided the families at the house with dinner, drinks and dessert while also passing out stockings to the children.

Peterson has also participated in the team's annual "Teddy Bear Express" event at Phoenix Children's Hospital. The players delivered personalized Cardinals teddy bears to children in the pediatric units throughout the hospital. This past November, Peterson and the Cardinals took part at Phoenix Children Hospital's annual Giving Tuesday fundraiser, helping to raise over \$200,000 for the hospital.

As part of Breast Cancer Awareness Month in 2014, Peterson visited Red Mountain High School in Mesa for a special pregame presentation for 10 breast cancer survivors prior to a high school football game against Desert Mountain. He joined Nicole Bidwill and presented each survivor with a commemorative football while the Cardinals provided both teams with pink gloves, wrist bands, socks and shoelaces.

This past Thanksgiving, Peterson hosted his second annual "Thanksgiving Giveaway" where he partnered with the United Food Bank of Arizona to provide Thanksgiving meals to 221 Arizona families in need. He also previously took part at the team's "Feed the Hungry" program at the Phoenix Rescue Mission during Thanksgiving. Peterson joined team President Michael Bidwill and Cardinals teammates and served Thanksgiving dinner for the less fortunate.

In January of 2015, Peterson joined Bidwill and Cardinals teammates at the NFL's Super Bowl Legacy Grant event leading up to Super Bowl XLIX in Arizona by participating at a press conference that was followed up by a Heads Up Football Clinic at ASU Preparatory Academy. In the spring of 2013, Peterson joined Cardinals teammates, Bidwill, former Cardinals head coach Bruce Arians and General Manager Steve Keim and took part in a tweetup hosted by NBC's Peter King at Tom's Tavern the night before Pat's Run to benefit the Tillman Foundation.

For more information about Peterson's foundation and community work, visit <http://www.patrickpeterson.org>







# PLAYERS

season, including a bowl win over Georgia Tech ... totaled 41 tackles, an INT, three passes defended, a forced fumble and a QB hurry.

## PERSONAL:

One of the most highly prized recruits in the country, Peterson was named the USA Today Defensive Player of the Year as a senior in 2007 at Blanche Ely (Pompano Beach, FL) High School and was named to the Parade All-America team and the USA Today All-America Team ... played in the U.S. Army All-American Bowl and

was one of six finalists for the U.S. Army Player of the Year Award ... totaled 21 tackles and five INTs as a senior, adding 733 yards rushing and 11 TDs on offense ... as a junior, earned All-Broward County first-team and 5A All-State second-team honors after totaling seven INTs and 37 tackles ... scored six TDs as a junior, three on kickoff returns, two as a receiver and one on the ground ... rushed for 213 yards on just 10 carries as a RB ... donated \$1 million to LSU's weight room that is now named after Peterson ... brother, Avery Johnson, played WR at Cincinnati ... Sports Administration major ... wife Antonique is a doctor; the couple has a daughter, Paityn.

## PETERSON CAREER STATS

DATE TEAM	GP	GS	TK	S	TACKLES						QBH	INTERCEPTIONS					FUMBLES			ST				
					A	TFL	YDS	SK	YDS	NO		YDS	LG	TD	PD	FF	FR	YDS	TK	S	A	FF	FR	
2011 Cardinals	16	16	63	57	6	1	0	1.0	4.0	0	2	1	1	0	13	0	0	0	0	0	0	0	0	1
2012 Cardinals	16	16	59	50	9	2	0	0.0	0.0	0	7	64	31	0	17	0	1	60	0	0	0	0	0	4
2013 Cardinals	16	16	40	37	3	0	0	0.0	0.0	0	3	59	43	0	30	0	0	0	0	0	0	0	0	2
2014 Cardinals	16	16	46	39	7	0	0	1.0	0.0	1	3	30	30t	1	8	0	0	0	0	0	0	0	0	0
2015 Cardinals	16	16	35	34	1	0	0	0.0	0.0	0	2	41	40	0	10	1	0	0	2	2	0	0	0	0
2016 Cardinals	16	16	46	39	7	1	1	0.0	0.0	0	3	27	25	0	8	0	0	0	1	1	0	0	0	1
2017 Cardinals	16	16	33	28	5	0	0	0.0	0.0	0	1	22	22	0	9	0	1	47	0	0	0	0	0	0
2018 Cardinals	16	16	51	42	9	2	4	1.0	0.0	0	2	0	0	0	5	0	1	49	0	0	0	0	0	0
NFL TOTALS	128	128	373	326	47	6	5	3.0	4.0	1	23	244	43	1	100	1	3	156	3	3	0	0	0	8

## PETERSON POSTSEASON STATS

DATE TEAM	GP	GS	TK	S	A	TACKLES					QBH	INTERCEPTIONS					FUMBLES			ST				
						TFL	YDS	SK	YDS	NO		YDS	LG	TD	PD	FF	FR	YDS	TK	S	A	FF	FR	
2014 Cardinals	1	1	4	4	0	0	0	0.0	0.0	0	0	0	0	0	0	0	0	0	0	0	0	0	0	
2015 Cardinals	2	2	3	3	0	0	0	0.0	0.0	0	1	72	72	0	1	0	0	0	0	0	0	0	0	
NFL TOTALS	3	3	7	7	0	0	0	0.0	0.0	0	1	72	72	0	1	0	0	0	0	0	0	0	0	

## SINGLE-GAME HIGHS: DEFENSIVE

**Total Tackles** 8 vs. Kansas City Chiefs, Dec 07, 2014  
**Sacks** 1.0 vs. Washington Redskins, Sep 09, 2018  
 ...2 more at 1.0.  
**Passes Defensed** 5 at Tampa Bay Buccaneers, Sep 29, 2013  
**Forced Fumbles** 1 at St. Louis Rams, Dec 06, 2015  
**Fumble Recoveries** 1 at San Francisco 49ers, Oct 07, 2018  
 ...2 more at 1.

**Tackles For Loss** 1 at San Francisco 49ers, Oct 07, 2018  
 ...5 more at 1.  
**Interceptions** 2 vs. St. Louis Rams, Nov 09, 2014  
 ...1 more at 2.  
**Interception Return Yards** 43 vs. Carolina Panthers, Oct 06, 2013  
**Special Teams Tackles** 1 at Los Angeles Rams, Jan 01, 2017  
 ...2 more at 1.  
**Special Teams Fumble Recoveries** 3 vs. Miami Dolphins, Sep 30, 2012

## SINGLE-GAME HIGHS - POSTSEASON: DEFENSIVE

**Total Tackles** 4 at Carolina Panthers, Jan 03, 2015  
**Passes Defensed** 1 at Carolina Panthers, Jan 24, 2016

**Interceptions** 1 at Carolina Panthers, Jan 24, 2016  
**Interception Return Yards** 72 at Carolina Panthers, Jan 24, 2016



## SINGLE-GAME HIGHS: RUSHING/RECEIVING

<b>Rush Attempts</b>	1 vs. St. Louis Rams, Dec 08, 2013 ...6 more at 1.	<b>Longest Kickoff Return</b>	24 vs. San Francisco 49ers, Sep 27, 2015
<b>Rushing Yards</b>	17 at New England Patriots, Sep 16, 2012	<b>Fair Catches</b>	6 at Seattle Seahawks, Dec 22, 2013
<b>Longest Runs</b>	17 at New England Patriots, Sep 16, 2012	<b>Punt Return Yards</b>	127 vs. St. Louis Rams, Nov 06, 2011
<b>Receptions</b>	1 vs. Indianapolis Colts, Nov 24, 2013 ...9 more at 1.	<b>Longest Punt Return</b>	99t vs. St. Louis Rams, Nov 06, 2011
<b>Receiving Yards</b>	19 vs. Seattle Seahawks, Oct 17, 2013	<b>Punt Returns</b>	6 vs. Houston Texans, Nov 10, 2013 ...1 more at 6.
<b>Longest Receptions</b>	19 vs. Seattle Seahawks, Oct 17, 2013	<b>Punt Return TDs</b>	1 at St. Louis Rams, Nov 27, 2011 ...3 more at 1.
<b>All-purpose yards</b>	127 vs. St. Louis Rams, Nov 06, 2011	<b>Special Teams Tackles</b>	1 at Los Angeles Rams, Jan 01, 2017 ...2 more at 1.
<b>Kickoff Returns</b>	1 at Seattle Seahawks, Dec 24, 2016 ...3 more at 1.	<b>Most TDs</b>	1 vs. St. Louis Rams, Nov 09, 2014 ...4 more at 1.
<b>Kickoff Return Yards</b>	24 vs. San Francisco 49ers, Sep 27, 2015		

## SINGLE-GAME HIGHS - POSTSEASON: RUSHING/RECEIVING

<b>All-purpose yards</b>	74 at Carolina Panthers, Jan 24, 2016	<b>Longest Punt Return</b>	12 vs. Green Bay Packers, Jan 16, 2016
<b>Fair Catches</b>	2 vs. Green Bay Packers, Jan 16, 2016	<b>Punt Returns</b>	2 at Carolina Panthers, Jan 24, 2016
<b>Punt Return Yards</b>	12 vs. Green Bay Packers, Jan 16, 2016		



## DARIUS PHILON

93 | DEFENSIVE LINEMAN | 6-1 | 286

COLLEGE: Arkansas

HOMETOWN: Mobile, AL

HOW ACQUIRED: UFA-19 (LAC)

DOB: January 22, 1994

YEARS NFL/CARDINALS: 5/1

## NOTECARDS

- Four-year NFL veteran who entered the league as a sixth-round selection (192nd overall) in the 2015 NFL Draft by the Chargers and signed with the Cardinals as an unrestricted free agent in 2019. Has appeared in 54 career games (19 starts) during the regular season and totaled 80 tackles, 9.5 sacks, 21 tackles for loss, two forced fumbles and three passes defended.
- Enters the 2019 season having appeared in 43 consecutive games (41 regular season; 2 postseason) dating back to his second NFL season in 2016.

## PRO CAREER:

Originally entered the NFL as a sixth-round selection (192nd overall) by the Chargers in the 2015 NFL Draft and played four seasons with the team before signing a two-year contract with the Cardinals on 3/21/19 as an unrestricted free agent.

**2018:** Played in all 16 regular season games and both postseason contests, starting a career-high 13 games in the regular season ... had a career-high 33 tackles along with 4.0 sacks, seven tackles for loss and a forced fumble ... played in both of the team's postseason contests, posting three solo stops and a tackle for loss ... started at DT in the season opener for the seventh start of his career and posted one tackle vs. KC (9/9) ... started at DT and had a season-high five tackles (four solo) and two tackles for loss @ LAR (9/23); also appeared on special teams ... started at DT and recorded two tackles, a tackle for loss and a sack vs. Oak (10/7); on the sack, took down Derek Carr for a seven-yard loss on third down, forcing a punt ... opened the game at DT and totaled five tackles (four solo), a sack and a tackle for loss vs. Ten (10/21) at Wembley Stadium in London ... appeared in the 50th game of his career, starting at DT @ Pit (12/2) and posting three tackles ... started at DT, collecting two solo tackles and a tackle for loss vs. Cin (12/9); kept the Chargers

in the lead by sacking Jeff Driskel on a two-point attempt that would have tied the game in the fourth quarter ... had a tackle for loss in a win @ KC (12/13); made a pivotal play late in the game when brought down RB Damien Williams for a three-yard loss, forcing a KC punt that proceeded the Chargers game-winning drive ... started at DT and recorded five tackles, 1.5 sacks and a tackle for loss vs. Bal (12/22); forced a fumble when he stripped the ball from RB Kenneth Dixon early in the third quarter; split a sack of Lamar Jackson with Joey Bosa; recorded a solo sack on third-and-five to force a punt ... made his postseason debut in the AFC Wild Card matchup @ Bal (1/6/19) and was part of a defense that set team postseason records for the fewest single-game net yards allowed (229), including a record 69 in the first half, which was the fewest allowed in a postseason game since the 2006 AFC Wild Card; recorded a solo stop and a tackle for loss ... appeared on defense and special teams in the AFC Divisional round matchup @ NE (1/13/19) and finished with two solo tackles.

**2017:** Played in all 16 games (four starts), posting 31 tackles (16 solo), a career-high 4.5 sacks and seven tackles for loss ... part of a defensive unit that tied for fifth in the NFL with 43 sacks ... saw action on both defense and special teams, collecting



# PLAYERS

three tackles and a tackle for loss vs. Mia (9/17) ... had the second sack of his career, taking down Carson Wentz for a two-yard loss vs. Phi (10/1); also saw time on special teams ... registered a sack in his second-consecutive game, dropping Eli Manning for an 11-yard loss on third down to force a punt midway through fourth quarter @ NYG (10/8); finished with a career-high five solo tackles, a sack and two tackles for loss ... started in place of DT Corey Liuget vs. Den (10/22) and totaled two tackles ... had his third sack of the season, totaling two tackles, a pass defended and a tackle for loss @ NE (10/29); sacked Tom Brady for a seven-yard loss and also knocked down a pass at the line of scrimmage on third down in the fourth quarter to force a punt ... started in place of Liuget at DT and also saw action on special teams vs. Cle (12/3); finished with two solo tackles and the fifth sack of his career; chased DeShone Kizer down for a three-yard loss in the fourth quarter ... started for Liuget and recorded four tackles, a half-sack and a forced fumble vs. Oak (12/31); in the second quarter, combined with Melvin Ingram for a sack of Derek Carr; on fourth-and-one in the fourth quarter, stopped Carr on an attempt at a QB-sneak before stripping the ball free for a forced fumble that was recovered by Joey Bosa.

**2016:** Played in 14 games (two starts) and totaled 11 tackles (seven solo), a sack and two QB hits ... made the first start of his career @ Jax (9/18) ... posted a season-high three tackles @ Ind (9/25) ... registered the first sack of his career to help force a Browns three-and-out @ Cle (12/24).

**2015:** Appeared in eight games and finished with five tackles, two tackles for loss and a pass defended ... suffered a hip injury and was placed on injured reserve with designation to return on 10/17 ... returned to active roster on 12/12 ... made his NFL debut vs. Det (9/13) ... had two tackles and a tackle for loss @

Cin (9/20) ... inactive (hip) vs. Pit (10/12) ... returned to action vs. KC (12/13) ... had a tackle for a five-yard loss @ Den (1/3/16).

## COLLEGE:

Appeared in 25 games (18 starts) in two seasons after redshirting as a true freshman in 2012 ... totaled 92 tackles, 8.0 sacks, 20.5 tackles for loss, three forced fumbles and three fumbles recoveries (one returned for a TD) ... as a sophomore in 2014, started all 13 games and was named an Associated Press second-team All-SEC selection after registering 46 tackles, including 11.5 for a loss, 4.5 sacks, a forced fumble, three fumble recoveries, six QB hurries and two passes defended ... his three fumbles recovered tied for the conference lead and ranked 10th in the nation ... returned a fumble 14 yards to the end zone for his first-career TD vs. Northern Illinois on 9/20/14 ... appeared in all 12 games and started the last five as a redshirt freshman in 2013 ... recorded 46 tackles, including 9.0 for loss with 3.0 sacks, two forced fumbles and two QB hurries ... made his first career start against #1 ranked Alabama and finished the game with a career-high eight tackles ... redshirted as a true freshman in 2012.

## PERSONAL:

Last name pronounced "FYE-lon" ... attended Vigor (Prichard, AL) High School where he lettered in both football and basketball ... as a senior in 2011, collected 66 tackles, including 20 for loss with 11.0 sacks, while helping lead Vigor to the 5A state championship game, where he had 10 tackles, 1.0 sack and one fumble recovery ... selected to play in the Alabama/Mississippi All-Star game following his senior year ... as a junior in 2010, recorded 89 tackles, including 20 for loss, as the Wolves advanced to the quarterfinal round of the state playoffs ... majored in Sociology.

## PHILON CAREER STATS

DATE TEAM	GP	GS	TACKLES							QBH	INTERCEPTIONS					FUMBLES			ST					MISC	
			TK	S	A	TFL	YDS	SK	YDS		NO	YDS	LG	TD	PD	FF	FR	YDS	TK	S	A	FF	FR	S	A
2015 Chargers	8	0	5	4	1	2	6	0.0	0.0	2	0	0	0	0	1	0	0	0	0	0	0	0	0	0	0
2016 Chargers	14	2	11	7	4	0	0	1.0	0.0	2	0	0	0	0	0	0	0	0	0	0	0	0	0	0	0
2017 Chargers	16	4	31	16	15	7	29	4.5	26.0	9	0	0	0	0	1	1	0	0	0	0	0	0	0	0	0
2018 Chargers	16	13	33	19	14	7	22	4.0	17.5	9	0	0	0	0	0	1	0	0	0	0	0	0	0	0	0
<b>NFL TOTALS</b>	<b>54</b>	<b>19</b>	<b>80</b>	<b>46</b>	<b>34</b>	<b>16</b>	<b>57</b>	<b>9.5</b>	<b>43.5</b>	<b>22</b>	<b>0</b>	<b>0</b>	<b>0</b>	<b>0</b>	<b>2</b>	<b>2</b>	<b>0</b>	<b>0</b>	<b>0</b>	<b>0</b>	<b>0</b>	<b>0</b>	<b>0</b>	<b>0</b>	<b>0</b>

## PHILON POSTSEASON STATS

DATE TEAM	GP	GS	TACKLES								INTERCEPTIONS					FUMBLES			ST					MISC	
			TK	S	A	TFL	YDS	SK	YDS	QBH	NO	YDS	LG	TD	PD	FF	FR	YDS	TK	S	A	FF	FR	S	A
2018 Chargers	2	0	3	3	0	1	1	0.0	0.0	0	0	0	0	0	0	0	0	0	0	0	0	0	0	0	
NFL TOTALS	2	0	3	3	0	1	1	0.0	0.0	0	0	0	0	0	0	0	0	0	0	0	0	0	0		

## SINGLE-GAME HIGHS: DEFENSIVE

**Total Tackles** 5 vs. Baltimore Ravens, Dec 22, 2018  
...3 more at 5.

**Sacks** 1.5 vs. Baltimore Ravens, Dec 22, 2018

**Passes Defensed** 1 at New England Patriots, Oct 29, 2017  
...1 more at 1.

**Forced Fumbles** 1 vs. Baltimore Ravens, Dec 22, 2018  
...1 more at 1.

**Tackles For Loss** 2 at Los Angeles Rams, Sep 23, 2018  
...2 more at 2.

## SINGLE-GAME HIGHS - POSTSEASON: DEFENSIVE

**Total Tackles** 2 at New England Patriots, Jan 13, 2019

**Tackles For Loss** 1 at Baltimore Ravens, Jan 06, 2019





# JUSTIN PUGH

**67 | OFFENSIVE LINEMAN | 6-5 | 311**

**COLLEGE:** Syracuse

**HOW ACQUIRED:** UFA-18 (NYG)

**YEARS NFL/CARDINALS:** 7/2

**HOMETOWN:** Holland, PA

**DOB:** August 15, 1990

## NOTE CARDS

- Started all 70 games he has appeared in during his first six NFL seasons. Has started at right tackle (36), left guard (26), right guard (7) and left tackle (1) during his NFL career.
- Signed a five-year contract with the Cardinals on 3/17/18 as an unrestricted free agent after spending his first five NFL seasons (2013-17) with the Giants. Originally entered the NFL as the Giants first round selection (19th overall) in 2013.

### PRO CAREER:

Originally drafted by the New York Giants in the first round (19th overall) of the 2013 NFL Draft. Signed a five-year contract with the Cardinals as an unrestricted free agent on 3/17/18.

**2018:** Played seven games (all starts) at RG in his first season with Arizona and did not miss an offensive snap in Games 1-5 ... one of seven Cardinals offensive lineman to suffer a season-ending injury after being placed on injured reserve (knee) on 11/13 ... part of a unit that allowed just one sack in Josh Rosen's first NFL start vs. Sea (9/30) ... helped lead David Johnson into the end zone on two rushing TDs against the 49ers and blocked for Rosen, who was sacked just once @ SF (10/7) ... DNP (hand) vs. Den (10/18) and was inactive (hand) vs. SF (10/28) ... helped Johnson rush for 62 yards on 15 carries before leaving the game with a knee injury in the third quarter @ KC (11/11); Johnson went on to total 98 rushing yards and a TD on 21 carries.

**2017:** Started all eight games he appeared in with three starts at LG and five starts at RT ... Giants nominee for the Art Rooney Sportsmanship Award ... started the season with back-to-back starts at LG before moving to RT for two games ... after switching back to LT for a game, moved back to RT where he made his final three starts ... placed on injured reserve on 12/14 (back).

**2016:** Started all 11 regular season games in which he played at LG and also started in his first career postseason contest ... inactive for five games due to a knee injury he suffered vs. Phi in Week 9 ... one of the primary contributors on an offensive line that allowed only 22 sacks during the regular season, which was the third-lowest total in the NFL behind only Oakland (19) and Pittsburgh (21) ... helped block for Eli Manning as he threw for 4,000+ yards and 25+ TD passes for the third consecutive season.

**2015:** Started all 14 games in which he played, including 12 starts at LG, and one start at each RT and LT ... after two seasons at RT, was moved in the offseason to LG, where he started the first two games ... key component on a line that helped the Giants finish sixth in the NFL in scoring (26.3 pts/game) and eighth in total offense (372.3 yds/game) and helped Manning tie for second in the NFL with a career-high 35 TD passes while setting a franchise record with 387 completions; marked the second consecutive season Manning set the franchise record for completions ... part of line that tied for fourth in the NFL in fewest sacks allowed (27) ... tied Cincinnati with an NFL-high five games in which the line allowed zero sacks ... after starting the first two games at LG, moved to LT vs. Was (9/24) with Ereck

Flowers out due to an ankle injury ... inactive vs. NE (11/15) and @ Was (11/29) with a concussion ... made his first career start at RT in the season finale vs. Phi (1/3).

**2014:** Started all 14 games in which he played at LT ... part of a line that helped the Giants rank 10th in the NFL in total offense (367.2 yds/game), while finishing the year with the NFL's seventh-ranked passing attack (267.0 yds/game) ... instrumental in Manning setting a then-franchise record with 379 completions while setting a career-high in completion percentage (63.1%) ... part of an O-Line that helped the Giants tied for eighth in the NFL in sack rate, allowing a sack on just 4.7% of its pass attempts ... left game vs. SF (11/16) with a quad injury and missed the next two games: vs. Dal (11/23) and @ Jax (11/30) ... when he missed the game @ Dal in Week 12, it snapped a streak of 26 consecutive starts to begin his career.

**2013:** Started all 16 games at RT as a rookie, becoming the first Giants rookie to start an entire 16-game season since Barry Cofield in 2006, and the first offensive lineman to do so since David Diehl in 2003 ... also became the first Giants first-round draft choice start all 16 games as a rookie since Hall of Fame linebacker Lawrence Taylor in 1981 ... named to the PFWA All-Rookie team ... started in the season opener @ Dal (9/8), becoming the first Giants rookie to start a season opener since Greg Jones in 2011; also became the first Giants rookie offensive lineman to start an opener since Chris Snee in 2004.

### COLLEGE:

After redshirting in 2009, started all 34 games in which he played at left tackle over his final three seasons ... blocked for a 1,000-yard rusher in each of his three seasons as a starter ... credited with 40 TD-resulting blocks and 288 knockdowns during his career ... as a junior in 2012, missed the first four games while recovering from offseason left shoulder surgery, but became Syracuse's first offensive lineman to earn All-American honors (third-team by The NFL Draft Report) since center John Flannery in 1990 ... also named All-Big East Conference for the third consecutive year, including the second time as a first-team choice ... started the final nine games at LT as a junior, recording 13 TD-resulting blocks for a running attack that scored 21 times and averaged 187.0 yards per game ... registered 102 knockdowns, marking the first time an Orange lineman recorded back-to-back seasons of 100+ knockdowns ... helped the team set school single-season records for completions (295), TD passes (26), passing yards (3,757) and total offense (6,188 yards) which led the Big East and was tied for 17th in the FBS with an average



of 476.0 yards per game ... protected fellow Giants draft choice Ryan Nassib, who threw for 3,749 yards and 26 TDs ... as a sophomore in 2011, started all 12 games at LT and earned All-Big East first-team honors ... started all 13 games at LT as a redshirt freshman in 2010 and was named second-team All-Big East.

## PERSONAL:

Starred at Council Rock South (Holland, PA) High School where he earned the Maxwell Award as a senior, an award presented to the Top 50 high school scholar-athletes in the tri-state area

(Pennsylvania, New Jersey and Delaware) ... added all-area and all-suburban league first-team honors as a junior and senior in addition to being named second-team all-area and All-State as a defensive lineman by the Pennsylvania Football News during the 2008 season ... earlier in his prep career, he was a second-team all-area choice as a sophomore tackle ... as a senior was named his team's MVP and Defensive Player of the Year while serving as team captain in 2008 ... selected to play for Pennsylvania in the 2009 Big 33 All-Star Classic ... graduated in December of 2012 with a degree in Finance from the Martin J. Whitman School of Management.

## CARDINALS IN THE COMMUNITY

Since entering the league with the Giants in the first round of the 2013 NFL Draft, offensive lineman **Justin Pugh** has used the platform provided to him to become a positive influence in the community. He stayed busy in the Arizona community during his first season with the Cardinals in 2018.

As the brother of an active duty United State Air Force servicemember, supporting the military and first responders has always been close to Pugh's heart. He joined Cardinals teammates to visit Luke Air Force base in November as part of the NFL's Salute to Service month. The group from the Cardinals got an up-close look at F-35's and F-16's from the 61st Fight Squadron and visited various personnel stationed on the base.



As part of the NFL's "My Cause, My Cleats" campaign the past three years he has partnered with Merging Vets and Players, a program that was designed to address the challenge of transitioning from the battlefield to home by creating an environment where veterans and athletes can share their strength and experience.

Last December, Pugh hosted 50 local youth for a private, advance screening of Spider-Man: Into the Spider-Verse. The group of kids came from Heart for the City AZ, a Phoenix-based nonprofit that works with underprivileged youth to provide wholistic academic, physical, mental and professional programming. In addition to the screening, Pugh provided concessions and surprised the kids with holiday gifts.

During the 2017 NFL Draft, Pugh visited Joint Base McGuire-Dix-Lakehurst in New Jersey to thank members of the military for their service, host a youth football event for their kids and announce the Giants fifth-round pick on television with his brother Michael, who was stationed at the base.

Pugh has also participated in a Pro vs. GI Joe event where players competed in video games against military veterans through the Wounded Warrior Project which works to provide services and programs for wounded service members. On the 15th anniversary of 9/11, Pugh honored first responders by joining firefighters from Engine 34 Ladder 21 for a BBQ dinner at their firehouse in Hell's Kitchen.

Beyond the causes, campaigns and charitable organizations with which Pugh is associated, he hasn't missed the opportunity to impact lives through simple kindness.

While living in Jersey City, he befriended his elderly neighbor, Bill, who had lost his wife, suffered a back injury and fallen behind on his rent. The two developed a special bond, and Pugh's financial assistance prevented Bill from being evicted from his home of more than 30 years. Despite the move to Arizona, Pugh continues to speak with Bill and his son weekly.

Each summer since 2015 he hosts the Pugh Crew Summer Kickoff, a free football camp in his hometown of Bucks County, PA. The camp allows 250 local boys and girls the opportunity to receive instruction from Pugh, other NFL and college players and professional coaches while also developing teambuilding skills, learning how to set goals and building confidence.

During his time in New York, Pugh served as the national spokesperson for Shriners Hospitals for Children and their Game Day for LOVE campaign which supports the life-saving and life-changing care to kids in need of specialized medical care. As part of the campaign, Pugh hosted a viewing party, featuring a raffle and silent auction, in New York City when his alma mater, Syracuse, took on Clemson in 2014. In Week 17 the 2014 season, Pugh hosted three Shriners patients at the Giants home game against the Eagles. The patients and their families were treated to a VIP tour of the stadium and received pregame field passes. Pugh also supported Shriners on the gameshow "Who Wants to be a Millionaire" during their charity week in 2015 and won \$10,000 for the organization, in addition to a \$10,000 check from Pugh directly.

Since entering the league in 2013, Pugh has hosted and supported many other charitable causes and events including the following:

- Play 60 clinic at the NFL Experience during Super Bowl LI
- Co-host for the 2017 NBC4 and Telemundo Health and Fitness Expo Presented by Quest Diagnostics at MetLife Stadium
- Attended the Tom Coughlin Jay Fund's Champions for Children Gala which raises money to support the families of children with cancer
- Attended The Children's Hospital of Philadelphia's annual fundraising gala

**PUGH CAREER STATS:**

GP/GS (Career): 70/70; 2018 (AZ): 7/7; 2017 (NYG): 8/8; 2016 (NYG): 11/11; 2015 (NYG): 14/14; 2014 (NYG): 14/14; 2013 (NYG): 16/16

**PUGH POSTSEASON STATS:**

GP/GS (Career): 1/1; 2016 (NYG): 1/1



# HAASON REDDICK

**43 | LINEBACKER | 6-1 | 235**

**COLLEGE:** Temple

**HOMETOWN:** Camden, NJ

**HOW ACQUIRED:** D1-17

**DOB:** September 22, 1994

**YEARS NFL/CARDINALS:** 3/3

## NOTE CARDS

- The Cardinals first-round selection (13th overall) in the 2017 NFL Draft, Reddick was the first linebacker and fifth defensive player selected that year.
- Has appeared in all 32 games (15 starts) during his first two NFL seasons, totaling 141 tackles, 6.5 sacks, 14 tackles for loss, three forced fumbles, six passes defended and six special teams tackles.
- Started 12 of 16 games played in 2018 and had his first career 100-tackle campaign after recording 102 stops last season.
- As a rookie in 2017, played all 16 games (three starts) and registered 39 tackles, five tackles for loss, 2.5 sacks and two forced fumbles for the NFL's sixth ranked defense. He totaled 10 tackles in each of his first two starts while Deone Bucannon missed time with an ankle injury.
- Became the fourth Temple player ever selected in the first round, joining DT Muhammad Wilkerson (30th overall by the Jets in 2011), RB Paul Palmer (19th overall by the Chiefs in 1987) and G John Rienstra (ninth overall by the Steelers in 1986). Reddick joined RB George Sutch (22nd round) and LB Al Drulis (27th round), both selected in 1943, as the only other Temple players ever drafted by the Cardinals.
- Injuries ended both his junior and senior seasons at Haddon Heights (NJ) High School, and he attended Temple as a walk-on cornerback. He received a scholarship after his junior season, and his mother, Raelakia, took out a loan for a meal plan so he could eat with the scholarship players.

**PRO CAREER:**

Selected by the Cardinals in the first round (13th overall) of the 2017 NFL Draft and appeared in all 32 games (15 starts) during his first two seasons in Arizona.

**2018:** Played all 16 games (12 starts) for the second consecutive season and had his first-career 100-tackle campaign with 102 (led Arizona's LBs), adding nine tackles for loss, four sacks, six passes defended, a forced fumble, three QB pressures and five QB hits ... sacked Russell Wilson for a six-yard loss on a delayed blitz on Seattle's final possession of the first half vs. Sea (9/30) ... had nine tackles (seven solo), a tackle for loss, a sack, three passes defended and a forced fumble in one of the best performances of his career @ SF (10/7); helped seal a win with a strip-sack of C.J. Beathard that was returned 23 yards for a TD by Josh Byrnes; two of his three pass breakups occurred in the end zone ... totaled five tackles, one for loss, a QB hit and a pass defended for a unit that limited the 49ers to 160 net passing yards vs. SF (10/28) ... led Cardinals LBs with seven tackles for a unit that held the NFL's top-ranked scoring offense to a season-low 26 points @ KC (11/11) ... led the team with a career-high 15 tackles (12 solo) @ LAC (11/25) ... notched eight tackles for a defense that held Aaron Rodgers to a 4.66 yards-per-pass-attempt average (233 yards on 50 attempts) and a 79.8 passer rating @ GB (12/2) ... collected 11 tackles, two tackles for loss, a QB hit and a QB pressure for a defense that limited the Lions to

a season-low 96 net passing yards vs. Det (12/9); marked his second 10+ tackle performance in three games ... dropped Matt Ryan for his third sack of the season on third-and-10 to force a three-and-out in the first quarter @ Atl (12/16); had eight tackles, one for loss, a QB pressure, a sack and a pass defended against the Falcons ... sacked Jared Goff for a nine-yard loss on third-and-six late in the third quarter vs. LAR (12/23), marking his fourth sack of the season and second in as many games; tallied nine tackles, one for loss and a QB hit against the Rams ... posted seven tackles for a defense that held the Seahawks to 109 net passing yards @ Sea (12/30).

**2017:** Played all 16 games (three starts) and totaled 39 tackles, five for loss, 2.5 sacks, two forced fumbles, eight QB pressures and six QB hits for the NFL's sixth ranked defense ... led the team with a career-high 10 tackles (seven solo), including two for loss, in his NFL debut @ Det (9/10) ... matched a team high with 10 tackles (six solo) @ Ind (9/17); stopped TE Jack Doyle short of the first down marker during the Colts final possession of regulation, which resulted in a three-and-out ... had one tackle and paired with Olsen Pierre to bring down C.J. Beathard for his first-career sack @ SF (11/5) ... had a strip-sack of Seahawks Russell Wilson for his first-career full-sack and forced fumble vs. Sea (11/9) ... forced a fumble for the second time in three weeks vs. Jax (11/26) ... tallied three tackles, one tackle for loss, one sack and a QB hit for a defense that held the Titans





# PLAYERS

to 204 total net yards (fewest by any opponent in 2017) vs. Ten (12/10); dropped Marcus Mariota for an eight-yard loss to force third-and-18 with 2:23 remaining in the fourth quarter ... posted his first career special teams tackle and saw action on defense in the shutout win vs. NYG (12/24) ... had a tackle for loss and a career-high three special teams tackles in the season finale win @ Sea (12/31).

## COLLEGE:

Started 32 of 46 games, totaling 150 tackles, 18.0 sacks, 46.0 tackles for loss (second most in American Athletic Conference history), an INT, five forced fumbles, a fumble recovery and four passes defended ... awarded a single-digit jersey number (changed from 58 to 7), which is given to the toughest Temple players as voted by teammates, as a senior ... earned first-team All-American Athletic Conference honors and a Senior Bowl invite after he started all 14 games and totaled 65 tackles, an FBS-leading and AAC single-season record 22.5 tackles for loss, a team-high 10.5 sacks, an INT, three forced fumbles and a fumble recovery ... earned a starting role at defensive end and started 12 of 14 games with 46 tackles, 5.0 sacks, 12.5 tackles for loss, five QB hits, two forced fumbles and a pass defended, receiving honorable mention all-conference honors as a junior ... moved

from LB to DL and played nine games with two starts as a sophomore, recording 25 tackles, 1.5 sacks and seven tackles for loss ... missed the final three games of the 2014 campaign due to an injury suffered in practice ... did not see action in the first three games of his redshirt freshman season but appeared in each of the final nine contests with four starts ... contributed primarily on special teams until midway through the 2013 season before collecting 14 tackles, four for loss, a sack, a pass defended and a fumble recovery at LB ... redshirted as a true freshman.

## PERSONAL:

First name pronounced "ha-SAHN" ... attended Haddon Heights (Camden, NJ) High School where he lettered three times in football at running back and safety ... limited to four total games during his junior and senior seasons due to a broken leg (junior) and a torn meniscus in his knee (senior) ... a native of Camden, Reddick was awarded a Key to the City in a ceremony aboard the Battleship New Jersey the week he was drafted ... in 2017, helped provide free turkeys during Thanksgiving week at the MD Anderson Cancer Center in his hometown of Camden, NJ ... hosts the annual Strikes for Kids AZ Bowling Classic benefitting the Strikes For Kids Backpack Giveaway Program, which donates backpacks to 100 children from the Boys and Girls Clubs of the East Valley each year ... earned a degree in Criminal Justice.

## REDDICK CAREER STATS

DATE TEAM	GP	GS	TACKLES								INTERCEPTIONS					FUMBLES			ST				
			TK	S	A	TFL	YDS	SK	YDS	QBH	NO	YDS	LG	TD	PD	FF	FR	YDS	TK	S	A	FF	FR
2017 Cardinals	16	3	39	26	13	5	16	2.5	14.0	6	0	0	0	0	0	2	0	0	4	3	1	0	0
2018 Cardinals	16	12	102	68	34	9	29	4.0	39.0	5	0	0	0	0	6	1	0	0	2	0	2	0	0
<b>NFL TOTALS</b>	<b>32</b>	<b>15</b>	<b>141</b>	<b>94</b>	<b>47</b>	<b>14</b>	<b>45</b>	<b>6.5</b>	<b>53.0</b>	<b>11</b>	<b>0</b>	<b>0</b>	<b>0</b>	<b>0</b>	<b>6</b>	<b>3</b>	<b>0</b>	<b>0</b>	<b>6</b>	<b>3</b>	<b>3</b>	<b>0</b>	<b>0</b>

## SINGLE-GAME HIGHS: DEFENSIVE

**Total Tackles** 15 at Los Angeles Chargers, Nov 25, 2018

**Sacks** 1.0 vs. Los Angeles Rams, Dec 23, 2018  
...5 more at 1.0.

**Passes Defended** 3 at San Francisco 49ers, Oct 07, 2018

**Forced Fumbles** 1 at San Francisco 49ers, Oct 07, 2018  
...2 more at 1.

**Tackles For Loss** 2 vs. Detroit Lions, Dec 09, 2018  
...1 more at 2.

**Special Teams Tackles** 3 at Seattle Seahawks, Dec 31, 2017



# BROOKS REED

**50 | LINEBACKER | 6-3 | 254**

**COLLEGE:** Arizona

**HOMETOWN:** Tucson, AZ

**HOW ACQUIRED:** FA-19

**DOB:** February 28, 1987

**YEARS NFL/CARDINALS:** 9/1

## NOTE CARDS

- A native of Tucson, AZ, Reed attended Sabino High School before going on to a standout career at the University of Arizona. As a senior in 2010, Reed was named first-team All-Pac-12 after collecting 47 tackles, 6.5 sacks and 10 tackles for loss.
- Selected by the Texans in second round (42nd overall) of the 2011 NFL Draft, Reed has played 120 games (86 starts) in eight seasons with the Texans (2011-14) and Falcons (2015-18). He has 269 tackles (179 solo), 21.5 sacks, three forced fumbles, two fumble recoveries and one INT during the regular season while also adding 29 tackles, 6.0 sacks and a forced fumble in nine career postseason contests (five starts).

### PRO CAREER:

Originally entered the NFL as a second-round pick (42nd overall) of Houston in the 2011 NFL Draft. After four seasons (2011-14) with the Texans, signed with Atlanta on 3/10/15 as an unrestricted free agent. Released by Atlanta on 2/7/19 and signed a one-year contract with Arizona on 2/9/19 as a free agent.

**2018:** For the second consecutive season, and for the fifth time in his career, appeared in all 16 games, starting eight contests for the Falcons ... ended the year with an active streak of 46 consecutive games played during the regular season ... totaled 24 tackles, a sack, a forced fumble and four QB hits ... finished with six tackles and a QB hit @ Pit (10/7) ... recorded a sack of Jameis Winston on a third down play late in the first quarter vs. TB (10/14) ... had four tackles @ NO (11/22) ... started at DT in the season finale @ TB (12/30), marking his 46th consecutive game played for the Falcons.

**2017:** Appeared in all 16 games (14 starts) with the Falcons during the regular season and also appeared in both postseason contests ... recorded 41 tackles, 4.0 sacks, six tackles for loss, seven QB hits and added two special teams tackles during the regular season ... added three tackles in the postseason ... posted one of the best games of his career in the season opener @ Chi (9/10), tying his career high with 2.0 sacks and establishing a new career high with three tackles for loss; added five tackles and two QB hits; with the Falcons holding a 23-17 lead and the Bears facing a 4th-n-goal from the ATL 5-yard line, Reed took down Chicago QB Mike Glennon for a nine yard loss to seal the victory ... tied his career single-game high with seven tackles vs. Buf (10/1) while adding a sack, a QB hit and two tackles for loss; sacked Tyrod Taylor for a nine-yard loss on the opening play of the second half ... finished with three tackles, a sack, a QB hit and a tackle for loss in a victory vs. Dal (11/12); sacked Dak Prescott for an 11-yard loss on a 4th-n-6 play late in the fourth quarter ... recorded three tackles and a QB hit in the Divisional round matchup @ Phi (1/13/18).

**2016:** Started seven of 15 games played during the regular season and also appeared in all three postseason games (one start) for the Falcons ... had 21 tackles, 2.0 sacks, two tackles for loss, seven QB hits, a pass defended, a forced fumble and a career high four special teams tackles during the regular season ... added seven tackles, two tackles for loss and a sack during the playoffs ... suffered a shoulder injury in the season opener vs. TB (9/11) and was inactive the following week @ Oak (9/18) ... had

his first sack as a member of the Falcons when he took down Chargers QB Philip Rivers in the second quarter vs. SD (10/23) ... finished with a season high four tackles and a QB hit in a victory @ TB (11/3) ... recorded three tackles, a half sack and a season high two QB hits @ Car (12/24) ... started at DE and totaled three tackles, a sack, a QB hit and a tackle for loss in the Divisional round matchup vs. Sea (1/14/17); with the Seahawks at the Falcons 17-yard line in the second quarter, sacked Russell Wilson for a seven yard loss and Seattle was forced to attempt a FG three plays later; sack of Wilson gave Reed 6.0 sacks in his first five career postseason games ... played in Super Bowl LI vs. NE (2/5/17) and totaled three tackles and a tackle for loss.

**2015:** Appeared in 13 games (five starts) during his first season in Atlanta, posting 17 tackles, two tackles for loss and two QB hits ... missed the first three games of the season with a groin injury ... made his Falcons debut in Week 4 against his former team, recording two tackles and a tackle for loss vs. Hou (10/4) ... established a season high with five tackles @ SF (11/8) ... recorded three tackles and a tackle for loss in the season finale vs. NO (1/3/16).

**2014:** For the second consecutive season – and for the third time in four seasons – appeared in all 16 games, with 13 starts at SLB ... recorded 41 tackles, 3.0 sacks, 10 QB hits, five tackles for loss, a career high four passes defended and also had his first career INT ... in the season opener vs. Was (9/7), finished with five tackles, a sack, a tackle for loss and three QB hits ... had his first career INT @ Oak (9/14) when he stepped in front of a Derek Carr pass intended for Darren McFadden in the fourth quarter in a win over the Raiders ... totaled three tackles, his second sack of the season, a tackle for loss and a QB hit in a win @ Cle (11/16); sack came when he took down Brian Hoyer late in the third quarter ... recorded a season-high five solo tackles while adding a sack, a pass defended, a QB hit and a tackle for loss @ Jax (12/7) ... in the season finale vs. Jax (12/28), finished with three tackles, a career high two passes defended, a QB hit and a tackle for loss.

**2013:** Started all 16 games at SLB for the first time in his career and set career highs in total tackles (56), solo tackles (43 solo) and tackles for loss (9) to go along with 3.0 sacks and six QB hits ... tied his career high with seven tackles and added a tackle for loss @ Bal (9/22) ... had six tackles and added his first sack of the season vs. Sea (9/29) ... tallied five tackles and a QB hit vs. StL (10/13) ... recorded six tackles and a QB hit @ AZ (11/10) ... registered three solo tackles and posted his second



# PLAYERS

sack of the season @ Jax (12/5) ... for the second consecutive game, finished with three solo tackles and a sack @ Ind (12/15).

**2012:** Started in all 12 games he played in at SLB and also started both postseason contests ... recorded 42 tackles, 2.5 sacks and a forced fumble ... tied his career regular season high with seven tackles in the season opener vs. Mia (9/9) ... recorded his first sack of the season to go along with three tackles @ Jax (9/16) ... teamed with J.J. Watt to sack Peyton Manning in the first quarter @ Den (9/23) ... totaled three tackles and a pass defended vs. Ten (9/30) ... sacked Mark Sanchez while forcing a fumble @ NYJ (10/8) ... suffered a groin injury @ Det (11/22) and was inactive for the next three games ... returned to action and had four tackles vs. Min (12/23) ... recorded three tackles and sacked Andy Dalton in the fourth quarter in the AFC Wild Card contest vs. Cin (1/5/13); gave him at least one full sack in each of his first three career postseason games ... had three tackles and half a sack in AFC Divisional matchup @ NE (1/13/13).

**2011:** Appeared in all 16 games as a rookie, starting the final 11 games at SLB while also starting both postseason contests ... recorded 44 tackles (30 solo), a franchise-rookie record 6.0 sacks, and two fumble recoveries ... added 13 tackles, 3.5 sacks and a forced fumble in the postseason ... totaled four tackles filling in for an injured Mario Williams vs. Oak (10/9) ... made his first career NFL start @ Bal (10/16) and finished with six tackles and a pass defended ... had his first career sack and finished with four solo tackles @ Ten (10/23) ... recorded four tackles and sacked Blaine Gabbert for a 7-yard loss vs. Jax (10/30) ... had his first multi-sack performance vs. Cle (11/6), finishing with two sacks of Colt McCoy; also added five tackles ... recorded a sack in his fourth consecutive game and knocked a Josh Freeman pass down at the line @ TB (11/13) ... had a sack for the fifth consecutive game as he brought down Gabbert down for a 1-yard loss at Jax (11/27) ... finished with three tackles and his first career fumble recovery @ Cin (12/11); recovered an Andy Dalton fumble to start the second half that set-up a come from behind victory over the

Bengals ... had three solo tackles and fumble recovery @ Ind (12/22) ... started in his postseason debut and finished with five tackles and a sack in an AFC Wild Card matchup vs. Cin (1/7/12) ... had a career game in the AFC Divisional matchup @ Bal (1/15/12), recording eight tackles (six solo), 2.5 sacks and one forced fumble; his eight tackles and 2.5 sacks are career highs (regular or postseason).

## COLLEGE:

Started 34-of-45 games at the University of Arizona, recording 114 tackles (61 solo), 17.0 sacks and 25 tackles for loss for his career; also forced four fumbles and had four passes defended ... as a senior in 2010, earned first-team All-Pac-10 honors after starting all 13 games, tallying a career-best 47 tackles, 6.5 sacks and 10 tackles for loss along with two passes defended and a forced fumble ... started eight of the 10 games he appeared in as a junior in 2009, recording 23 tackles and 2.0 sacks while contributing to a defense that ranked 4th in the Pac-10 and 29th nationally in yards per game allowed ... enjoyed a breakout season as a sophomore in 2008 when he started all 13 games at DE and garnered an All-Pac-10 honorable mention honors, as he had 38 tackles, 9.5 tackles for loss and a team-high 8.0 sacks, adding three forced fumbles, a QB hurry and two passes defended ... after starting his freshman season as an H-back in 2007, switched to DE and saw action in the final nine games of the season and posted seven tackles and a half-sack ... redshirted as a true freshman in 2006.

## PERSONAL:

Attended Sabino (Tucson, AZ) High School where he earned Tucson Citizen first-team All-3A-4A and Arizona Daily Star first-team All-Southern Arizona honors as a senior defensive lineman in 2005 ... as a junior in 2004, earned first-team all-league, honorable mention All-State and Arizona Daily Star All-Southern Arizona honors as a running back ... along with his wife, Natalie, the couple welcomed their first child in July.

## REED CAREER STATS

DATE TEAM	GP GS	TK	S	TACKLES						QBH	INTERCEPTIONS					FUMBLES			ST				
				A	TFL	YDS	SK	YDS	NO		YDS	LG	TD	PD	FF	FR	YDS	TK	S	A	FF	FR	
2011 Texans	16 11	44	30	14	7	3	6.0	36.0	11	0	0	0	0	3	0	2	0	1	1	0	0	0	
2012 Texans	12 12	27	19	8	4	0	2.5	11.5	7	0	0	0	0	3	1	0	0	0	0	0	0	0	
2013 Texans	16 16	56	43	13	9	43	3.0	17.0	6	0	0	0	0	0	0	0	0	0	0	0	0	0	
2014 Texans	16 13	41	25	16	5	28	3.0	19.0	10	1	5	5	0	4	0	0	0	0	0	0	0	0	
2015 Falcons	13 5	17	10	7	2	4	0.0	0.0	2	0	0	0	0	0	0	0	0	0	0	0	0	0	
2016 Falcons	15 7	21	14	7	2	6	2.0	12.0	7	0	0	0	0	1	1	0	0	4	3	1	0	0	
2017 Falcons	16 14	39	22	17	6	45	4.0	41.0	7	0	0	0	0	0	0	0	0	2	1	1	0	0	
2018 Falcons	16 8	24	16	8	0	0	1.0	0.0	4	0	0	0	0	0	1	0	0	0	0	0	0	0	
NFL TOTALS	120 86	269	179	90	35	129	21.5	136.5	54	1	5	5	0	11	3	2	0	7	5	2	0	0	

## REED POSTSEASON STATS

DATE TEAM	GP	GS	TACKLES								INTERCEPTIONS					FUMBLES			ST				
			TK	S	A	TFL	YDS	SK	YDS	QBH	NO	YDS	LG	TD	PD	FF	FR	YDS	TK	S	A	FF	FR
2011 Texans	2	2	13	9	4	2	0	3.5	23.0	3	0	0	0	0	0	1	0	0	0	0	0	0	0
2012 Texans	2	2	6	4	2	0	0	1.5	4.5	2	0	0	0	0	0	0	0	0	0	0	0	0	0
2016 Falcons	3	1	7	6	1	2	8	1.0	7.0	1	0	0	0	0	0	0	0	0	0	0	0	0	0
2017 Falcons	2	0	3	3	0	0	0	0.0	0.0	1	0	0	0	0	0	0	0	0	0	0	0	0	0
NFL TOTALS	9	5	29	22	7	4	8	6.0	34.5	7	0	0	0	0	0	1	0	0	0	0	0	0	0





## SINGLE-GAME HIGHS: DEFENSIVE

<b>Total Tackles</b>	7 vs. Buffalo Bills, Oct 01, 2017 ...1 more at 7.	<b>Tackles For Loss</b>	3 at Chicago Bears, Sep 10, 2017
<b>Sacks</b>	2.0 at Chicago Bears, Sep 10, 2017 ...1 more at 2.0.	<b>Interceptions</b>	1 at Oakland Raiders, Sep 14, 2014
<b>Passes Defensed</b>	2 vs. Jacksonville Jaguars, Dec 28, 2014	<b>Interception Return Yards</b>	5 at Oakland Raiders, Sep 14, 2014
<b>Forced Fumbles</b>	1 at Cleveland Browns, Nov 11, 2018 ...2 more at 1.	<b>Special Teams Tackles</b>	1 at Tampa Bay Buccaneers, Dec 18, 2017 ...6 more at 1.
<b>Fumble Recoveries</b>	1 at Indianapolis Colts, Dec 22, 2011 ...1 more at 1.		

## SINGLE-GAME HIGHS - POSTSEASON: DEFENSIVE

<b>Total Tackles</b>	8 at Baltimore Ravens, Jan 15, 2012	<b>Forced Fumbles</b>	1 at Baltimore Ravens, Jan 15, 2012
<b>Sacks</b>	2.5 at Baltimore Ravens, Jan 15, 2012	<b>Tackles For Loss</b>	1 vs. New England Patriots, Feb 05, 2017 ...3 more at 1.



# A.J. RICHARDSON

## 83 | WIDE RECEIVER | 6-0 | 212

**COLLEGE:** Boise State

**HOW ACQUIRED:** FA-19

**HOMETOWN:** Lomita, CA

**DOB:** June 2, 1995

# ◆ ROOKIE ◆

**COLLEGE CAREER:**

Played in 53 career games (22 starts) at Boise State and had 99 receptions for 1,474 yards and 11 TDs ... set career-highs as a senior in 2018 with 54 receptions for 825 yards and eight TDs while playing in all 13 games (eight starts) ... finished last season with a career-high three games of 100+ receiving yards ... as a junior in 2017, appeared in all 14 games (13 starts) and finished the season with 33 receptions for 494 yards and two TDs ... had first career 100-yard outing with 123 receiving yards on three receptions vs. Air Force (11/18/17); his 87 yard TD catch vs. Air Force was longest reception for a Boise State player in 15 years ... in 2016, appeared in 13 games (one start) with two receptions for 42 yards and a TD ... caught his first-career TD against Colorado State ... as a freshman in 2015, was named to the Mountain West All-Academic Team and played in all 13 games

and had 10 receptions for 113 yards ... redshirted as a freshman in 2014.

**PERSONAL:**

Attended Narbonne (Lomita, CA) High School where he was named a Semper Fidelis All-American following his senior season ... also named to All-Marine League, all-city section and All-State teams that year ... led the team to back-to-back CIF Los Angeles City Section Division I Championships in 2011 and 2012 ... as a senior in 2013, totaled 60 receptions for 1,000 yards and 18 TDs and rushed 22 times for 121 yards and four TDs ... rated as a three-star prospect coming out of high school according to Scout.com and Rivals.com ... rated No. 50 at his position by Scout.com and No. 84 by Rivals.com ... ranked as one of the top 10 receivers in the West by Scout.com.

**PETE ROBERTSON****45 | LINEBACKER | 6-2 | 243****COLLEGE:** Texas Tech**HOMETOWN:** Longview, TX**HOW ACQUIRED:** FA-18**DOB:** December 2, 1992**YEARS NFL/CARDINALS:** 2/1**PRO CAREER:**

Signed with Seattle as an undrafted rookie free agent on 5/9/16. Released on 8/30/16 and signed a future contract with the Redskins on 1/6/17. Released on 9/2/17 before being signed to Washington's practice squad on 9/3/17. Elevated to the Redskins active roster on 11/21/17. Released on 12/4/17 and re-signed to Washington's practice squad on 12/6/17. Elevated to the active roster on 12/10/17 and was released on 9/2/18. Signed to the Cardinals practice squad on 12/19/18 and signed a future contract on 12/31/18.

**2017:** Played in four games after being elevated from the practice squad on 11/21 ... made NFL debut vs. NYG (11/23) ... inactive @ DAL (11/30) ... played on special teams vs. AZ (12/17) ... recorded a solo tackle vs. DEN (12/24) ... had an assisted tackle @ NYG (12/31).

**COLLEGE:**

Played in 52 career games (36 starts) at Texas Tech (2012-15), collecting 227 tackles (140 solo), two interceptions, eight passes defended, eight forced fumbles and four fumble recoveries ... finished career fifth in school history with 21 sacks and ranked

second on the team with 36 career starts ... as a senior in 2015, appeared in 12 games (11 starts) ... led the Red Raiders with 13.5 tackles for a loss and ranked sixth on the team with 66 tackles ... also led the defense with five sacks and three quarterback hurries ... had a career-high 81 tackles (47 solo) and 12 sacks during his junior season in 2014, ranking sixth in the country ... earned AP All-Big 12 first team honors and had the most sacks (12.0) and tackles for loss (14.5) by a Red Raider in a season since 2009 ... as a sophomore in 2013, started and played in all 13 games with 60 tackles (38 solo), nine tackles for loss (34 yards), 2.5 sacks, four quarterback hurries, three pass breakups, two interceptions, two forced fumbles and one fumble recovery and earned All-Big 12 honorable mention ... as a freshman in 2012, played in 12 games and had 20 tackles (16 solo) with 1.5 sacks and one forced fumble.

**PERSONAL:**

Attended Longview (Longview, TX) High School ... three-star prospect by Rivals, Scout and ESPN.com ... in 2010, earned both All-State and District 11-5A honors ... played quarterback and passed for 1,559 yards while rushing for 1,159 yards and 13 touchdowns ... majored in Business Marketing.

**ROBERTSON CAREER STATS**

DATE TEAM	GP	GS	TACKLES							QBH	INTERCEPTIONS					FUMBLES			ST				
			TK	S	A	TFL	YDS	SK	YDS		NO	YDS	LG	TD	PD	FF	FR	YDS	TK	S	A	FF	FR
2017 Redskins	4	0	2	1	1	0	0	0.0	0.0	1	0	0	0	0	0	0	0	0	2	1	1	0	0
<b>NFL TOTALS</b>	<b>4</b>	<b>0</b>	<b>2</b>	<b>1</b>	<b>1</b>	<b>0</b>	<b>0</b>	<b>0.0</b>	<b>0.0</b>	<b>1</b>	<b>0</b>	<b>0</b>	<b>0</b>	<b>0</b>	<b>0</b>	<b>0</b>	<b>0</b>	<b>0</b>	<b>2</b>	<b>1</b>	<b>1</b>	<b>0</b>	<b>0</b>

**SINGLE-GAME HIGHS: DEFENSIVE**

**Total Tackles** 1 at New York Giants, Dec 31, 2017  
...1 more at 1.

**Special Teams Tackles** 2 vs. New York Giants, Nov 23, 2017



# RICKY SEALS-JONES

**86 | TIGHT END | 6-5 | 243**

**COLLEGE:** Texas A&M

**HOMETOWN:** Sealy, TX

**HOW ACQUIRED:** FA-17

**DOB:** March 15, 1995

**YEARS NFL/CARDINALS:** 3/3

## NOTE CARDS

- Has appeared in 25 games (six starts) and totaled 46 receptions for 544 yards and four TDs in his first two NFL seasons after entering the league as a rookie free agent out of Texas A&M in 2017.
- Caught 12 passes for 201 yards (16.8 avg.) and three TDs in 2017. In doing so, joined Robert Awalt (6 in 1987) and Doug Marsh (4 in 1980) as the only rookie TEs in franchise history with at least three TD receptions.
- Had two TD receptions at Houston in Week 11 of the 2017 season, joining HOFer Jackie Smith as the only rookie TEs in franchise history with multiple TD catches in a game.

### PRO CAREER:

Signed with the Cardinals as an undrafted rookie free agent on 5/2/17. Released on 9/2/17 and re-signed to the practice squad on 9/3/17. Elevated to the active roster on 9/25/17. Signed a one-year contract on 3/21/19 as an exclusive rights free agent.

**2018:** Set career highs with 15 games played, five starts, 34 receptions and 343 receiving yards while adding his fourth-career TD catch ... started and caught three passes for 19 yards, converting two first downs in the season-opener vs. Was (9/9) ... had his fourth-career TD catch on a 35-yard reception on the Cardinals fourth play from scrimmage vs. Chi (9/23) ... secured a 31-yard reception to the Seahawks 49-yard line on the first play of Arizona's fourth-quarter scoring drive and caught a 21-yard pass to the Seahawks 42-yard line with 5:10 left in the fourth quarter vs. Sea (9/30) ... had a career-high five receptions for 69 yards, including a career-long 40-yard catch on the first play from scrimmage in the second quarter @ Min (10/14) ... caught a 13-yard pass to the 49ers 15-yard line with 1:24 left in the game to help set up a go-ahead TD four plays later vs. SF (10/28) ... matched a career high with five receptions for 51 yards, including a 21-yard catch to the Chiefs 29-yard line on a first quarter TD drive @ KC (11/11) ... had three receptions for 31 yards, including a 12-yarder on a fourth quarter scoring drive vs. Det (12/9) ... inactive (shoulder) in the season finale @ Sea (12/30).

**2017:** Played 10 games (one start), was inactive for four others and had 12 receptions for 201 yards and three TDs ... only a trio of first round draft picks – Evan Engram (NYG), O.J. Howard (TB) and David Njoku (Cle) – had more TD receptions among

rookie TEs ... made his NFL debut on special teams vs. Dal (9/25) ... targeted five times on eight offensive snaps, securing catching three passes for 54 yards and two TDs @ Hou (11/19); became the second Cardinals rookie TE with two TD receptions in a game (HOFer Jackie Smith, two vs. Pit on 10/13/63) ... had a game-high 72 yards and a 29-yard TD reception on four catches vs. Jax (11/26) ... secured a 20-yard reception on the Cardinals first possession of the fourth quarter vs. Ten (12/10) ... caught two passes for 11 yards in his first-career start @ Was (12/17).

### COLLEGE:

Appeared in 39 games (31 starts) and had 123 receptions for 1,442 yards (11.7 yard avg.) and 10 TDs in three seasons while playing wide receiver ... played 11 games as a junior in 2016 and had 26 receptions for 333 yards and one TD ... as a sophomore in 2015, saw action in all 13 games (11 starts) and posted 45 catches for 560 yards and four TDs ... as a freshman in 2014, saw action in all 13 games (10 starts) and recorded 49 receptions for 465 yards and four TDs ... played in two games as a true freshman in 2013 before suffering a season-ending injury.

### PERSONAL:

Attended Sealy (TX) High School where he was named a U.S. Army All-American ... missed a large portion of his senior year with an early-season injury, but returned to action late in the year ... in 2011, played quarterback and had 114 carries for 1,245 yards and 15 TDs along with 761 passing yards and eight TDs to earn District 24-3A MVP honors ... on defense, recorded 68 tackles and five INTs as a junior ... five-star recruit by Scout.com, four-star recruit by ESPN.com and Rivals.com ... cousin is Pro Football Hall of Fame RB Eric Dickerson ... majored in Sports Management.

## SEALS-JONES CAREER STATS

DATE TEAM	GP GS	RECEIVING					RUSHING				
		NO.	YDS	AVG	LG	TD	NO.	YDS.	AVG.	LG	TD
2017 Cardinals	10 1	12	201	16.8	29t	3	0	0	0.0	0	0
2018 Cardinals	15 5	34	343	10.1	40	1	0	0	0.0	0	0
<b>NFL TOTALS</b>	<b>25 6</b>	<b>46</b>	<b>544</b>	<b>11.8</b>	<b>40</b>	<b>4</b>	<b>0</b>	<b>0</b>	<b>0.0</b>	<b>0</b>	<b>0</b>





## SINGLE-GAME HIGHS: RUSHING/RECEIVING

**Receptions** 5 at Kansas City Chiefs, Nov 11, 2018  
...1 more at 5.

**Receiving Yards** 72 vs. Jacksonville Jaguars, Nov 26, 2017

**Longest Receptions** 40 at Minnesota Vikings, Oct 14, 2018

**Receiving TDs** 2 at Houston Texans, Nov 19, 2017

**All-purpose yards** 72 vs. Jacksonville Jaguars, Nov 26, 2017

**Special Teams Tackles** 1 vs. New York Giants, Dec 24, 2017  
...1 more at 1.

**Miscellaneous Tackles** 1 at Los Angeles Rams, Sep 16, 2018  
...1 more at 1.

**Most TDs** 2 at Houston Texans, Nov 19, 2017

**JOSH SHAW****27 | DEFENSIVE BACK | 6-1 | 197****COLLEGE:** USC**HOW ACQUIRED:** UFA-19 (TB)**YEARS NFL/CARDINALS:** 5/1**HOMETOWN:** Palmdale, CA**DOB:** March 27, 1992**PRO CAREER:**

Originally drafted by Cincinnati in the fourth round (120th overall) of the 2015 NFL Draft. Released by the Bengals on 9/6/18 and signed with the Chiefs on 10/2/18. Released by Kansas City on 11/19/18 and signed with Tampa Bay on 11/21/18. Signed a one-year contract with the Cardinals on 3/18/19 as a free agent.

**2018:** Played in eight total games with Kansas City (four games) and Tampa Bay (four games) ... totaled 10 tackles and a fumble recovery ... had three tackles and a special teams tackle in four games with the Chiefs ... added seven tackles on defense and had a tackle and fumble recovery on special teams with the Buccaneers ... posted his first career fumble recovery when he jumped on a muffed punt at the Ravens 14-yard line midway through the third quarter @ Bal (12/16); Bucs kicked a FG on the ensuing possession.

**2017:** Played in 16 games (one start) as the fifth DB in Bengals nickel defense ... totaled 34 tackles (28 solo) on defense and added three passes defended ... also recorded two tackles on special teams ... had a season-high seven tackles on defense @ Ten (11/12), which ranked second on the team ... had five tackles and one pass defended @ Den (11/19) ... logged four tackles vs. Pit (12/4) and had three tackles vs. Chi (12/10).

**2016:** Appeared in all 16 games with a career-high 12 starts as a nickel DB ... finished the year with a career-high 47 tackles, his first career INT and three passes defended ... also finished third on team with a career-high nine special teams tackles ... made his second career start in the season opener @ NYJ (9/11) and recorded his first career INT on a pivotal play late in the game; with Cincinnati holding a 23-22 lead and only 40 seconds remaining in the fourth quarter, jumped in front of a Ryan Fitzpatrick pass intended for Eric Decker and came away with the game-sealing INT ... finished with a career-high eight tackles (seven solo) @ NE (10/16) ... had six tackles in a 27-27 tie game vs. Was (10/30) at Wembley Stadium in London ... recorded five tackles and a pass defended vs. Pit (12/18).

**2015:** Appeared in the final 15 regular season games and made one start, finishing the year with 15 tackles, a pass defended and eight special teams tackles ... also made his postseason debut in the Bengals Wild Card matchup ... inactive in Week 1 @ Oak (9/13) ... made NFL debut and posted one special teams tackle vs. SD (9/20) ... logged his first tackle on defense @ AZ (11/22) ... had two tackles on defense and his first career pass defended vs. StL (11/29) ... tallied a season-high seven tackles and added a special teams stop vs. Pit (12/13) ... made his playoff debut in the Bengals Wild Card matchup vs. Pit (1/9/16) and finished with one special teams tackle.

**COLLEGE:**

Played in 30 games (23 starts) in three seasons at USC (2012-14) after previously playing two seasons at the University of Florida (2010-11) where he played in 11 games (one start) ... his 2010 campaign at Florida was counted as a redshirt year after he suffered knee injury in his first game ... granted a hardship waiver by NCAA that allowed him to transfer from Florida to USC without sitting out a season ... full career college totals include 130 tackles, six INTs and 14 passes defended.

**PERSONAL:**

Attended Palmdale (CA) High School, where he was named a 2009 first-team All-American by Parade, Under Armour, SuperPrep and PrepStar ... played CB, RB, QB and WR during his prep career ... as a senior in 2009, had 50 tackles, two fumble recoveries, two blocked FGs and an INT on defense, and also completed 126-of-236 pass attempts for 2,279 yards with 18 TDs while rushing for 921 yards and 14 TDs on offense ... also returned 12 kickoffs for a 35.2-yard avg. ... as a junior in 2008, named an All-CIF Western Division and All-Golden League selection as he made 40 tackles, six tackles for a loss and four INTs on defense and also had 27 catches for 443 yards and 133 rushing yards and five TDs on just five carries on offense ... earned degree in Sociology from USC and was chosen to speak at school's 2014 Student-Athlete Graduation Ceremony ... spent five days with USC teammates in Haiti in the spring of 2012, building homes and assisting those in need ... along with his wife, Angela, the couple have one daughter, Alaina.



## SHAW CAREER STATS

TACKLES											INTERCEPTIONS					FUMBLES			ST				
DATE TEAM	GP	GS	TK	S	A	TFL	YDS	SK	YDS	QBH	NO	YDS	LG	TD	PD	FF	FR	YDS	TK	S	A	FF	FR
2015 Bengals	15	1	15	13	2	0	0	0.0	0.0	0	0	0	0	0	1	0	0	0	8	4	4	0	0
2016 Bengals	16	12	47	31	16	0	0	0.0	0.0	0	1	0	0	0	3	0	0	0	9	7	2	0	0
2017 Bengals	16	1	34	28	6	1	1	0.0	0.0	0	0	0	0	0	3	0	0	0	2	2	0	0	0
2018 Chiefs	4	0	3	3	0	0	0	0.0	0.0	0	0	0	0	0	0	0	0	0	1	0	1	0	0
Went from <b>Chiefs</b> to <b>Buccaneers</b> .																							
2018 Buccaneers	4	0	7	6	1	1	6	0.0	0.0	0	0	0	0	0	0	0	0	0	1	1	0	0	1
2018 TOTAL	8	0	10	9	1	1	6	0.0	0.0	0	0	0	0	0	0	0	0	0	2	1	1	0	1
NFL TOTALS	55	14	106	81	25	2	7	0.0	0.0	0	1	0	0	0	7	0	0	0	21	14	7	0	1

## SHAW POSTSEASON STATS

TACKLES											INTERCEPTIONS					FUMBLES			ST				
DATE TEAM	GP	GS	TK	S	A	TFL	YDS	SK	YDS	QBH	NO	YDS	LG	TD	PD	FF	FR	YDS	TK	S	A	FF	FR
2015 Bengals	1	0	0	0	0	0	0	0.0	0.0	0	0	0	0	0	0	0	0	0	1	0	1	0	0
NFL TOTALS	1	0	0	0	0	0	0	0.0	0.0	0	0	0	0	0	0	0	0	0	1	0	1	0	0

## SINGLE-GAME HIGHS: DEFENSIVE

**Total Tackles** 8 at New England Patriots, Oct 16, 2016

**Passes Defensed** 1 at Baltimore Ravens, Dec 31, 2017  
...6 more at 1.

**Tackles For Loss** 1 vs. New Orleans Saints, Dec 09, 2018  
...1 more at 1.

**Interceptions**

**Special Teams Tackles**

1 at New York Jets, Sep 11, 2016

2 at Houston Texans, Dec 24, 2016  
...2 more at 2.

**Special Teams Fumble Recoveries** 1 at Baltimore Ravens, Dec 16, 2018

## SINGLE-GAME HIGHS - POSTSEASON: DEFENSIVE

**Special Teams Tackles**

1 vs. Pittsburgh Steelers, Jan 09, 2016

## THE NEST GETS A NEW NAME

In September of 2018, the Cardinals and State Farm announced an 18-year naming rights commitment that resulted in the team's home venue becoming State Farm Stadium.

"We were intent on finding a relationship that was an ideal fit with our organization and this community in terms of values, priorities and culture," said Cardinals President **Michael Bidwill**. "With State Farm, we absolutely did that. While this is a comprehensive marketing agreement, there will be a major focus on community programs that will have a positive impact across our state. State Farm is one of the most-respected and recognizable brands in the world and Phoenix is fortunate to be one of its three hub markets."

"State Farm is committed to making a difference and so are the Arizona Cardinals," said State Farm Chairman and Chief Executive Officer **Michael Tipsord**. "Working with them gives us the chance to build even stronger communities in Arizona and helps us build our brand nationally."

Arizona is home to one of three of State Farm regional hubs. State Farm is an active member of the local community employing approximately 7,000 individuals. State Farm prides itself on activating its workforce in the communities they reside. Over the past four years, State Farm staff has volunteered more than 2 million hours in their respective communities.

Since it opened in 2006, the stadium has become one of the most iconic and well-known landmarks in the state of Arizona. The building has hosted some of the most incredible and unforgettable sporting events in America. In addition to 134 consecutive sold-out Cardinals home games and the Fiesta Bowl annually, the multi-purpose facility has also hosted two Super Bowls, the 2015 Pro Bowl, three college football national championship games and the NCAA men's basketball Final Four in 2017. It was recently selected to host Super Bowl LVII in 2023 and the Final Four again in 2024. In addition, State Farm Stadium will host a College Football Playoff semifinal game three times between now and 2026.





**COLEMAN SHELTON****61 | OFFENSIVE LINEMAN | 6-4 | 299****COLLEGE:** Washington**HOW ACQUIRED:** FA-18**YEARS NFL/CARDINALS:** 1/1**HOMETOWN:** Pasadena, CA**DOB:** July 28, 1995**PRO CAREER:**

Signed with the 49ers as an undrafted rookie free agent on 5/2/18 but was released on 9/1/18. Signed to the Titans practice squad on 9/3/18 and was released on 10/9/18. Signed to the Cardinals practice squad on 10/15/18 and signed to a future contact on 12/31/18.

**COLLEGE:**

Played in 53 games (47 starts) in five years at Washington ... as a senior in 2017, earned first-team All-Pac-12 and honorable mention academic All-Pac-12 honors ... started all 13 games at center and was recipient of Washington's John P. Angel Lineman of the Year Award and Academic Achievement Award ... as a junior in 2016, started all 14 games at center and earned second-

team All-Pac-12 and honorable mention academic All-Pac-12 honors ... started all 13 games on the offensive line and was the recipient of the John P. Angel Lineman of the Year Award as a sophomore in 2015 ... as a freshman in 2014 played in 13 games (seven starts) ... redshirted in 2013.

**PERSONAL:**

Attended Loyola (Los Angeles, CA ) High School where he played on the offensive and defensive line and was rated the nation's #19 center prospect by Rivals.com ... as a junior and senior earned All-Serra League honors and helped lead the Cubs to an 8-3 record and a trip to the CIF Southern Section Pac-5 playoffs ... prior to his junior and senior season was named a top offensive lineman in the area by the Los Angeles Times.

**PFWA PHOENIX CHAPTER RECOGNIZES JONES AND PETERS IN 2018**

Cardinals defensive end **Chandler Jones** was named the team's MVP in 2018 by the Arizona chapter of the Pro Football Writers Association, and defensive tackle **Corey Peters** was given the Good Guy Award.

It marked the second-consecutive season that Jones earned the team's MVP award. He recorded 13.0 sacks in 2018, becoming the first player in team franchise history with 10+ sacks in three consecutive seasons (11.0 in 2016; 17.0 in 2017). After being named a team captain for the first time in his career, Peters started all 15 games he appeared in and totaling a career-high 51 tackles, nine tackles for loss and 2.5 sacks.

The MVP award is named after Lloyd Herberg, who covered the Cardinals for The Arizona Republic from 1988 until his death in 1994.

The Good Guy award is named after Steve Schoenfeld, who covered the Cardinals and the NFL for The Arizona Republic from 1988 to 2000. Schoenfeld was killed by a hit-and-run driver in 2000. The award in his name is given to a player who is professional, accessible and insightful in dealing with reporters.

**LLOYD HERBERG MVP AWARD WINNERS**

2001 – Kwamie Lassiter	2007 – Larry Fitzgerald	2013 – Karlos Dansby
2002 – L.J. Shelton	2008 – Kurt Warner	2014 – Jared Veldheer
2003 – Anquan Boldin	2009 – Darnell Dockett	2015 – Carson Palmer
2004 – Bertrand Berry	2010 – Kerry Rhodes	2016 – David Johnson
2005 – Anquan Boldin	2011 – Calais Campbell	2017 – Chandler Jones
2006 – Adrian Wilson	2012 – Daryl Washington	<b>2018 – Chandler Jones</b>

**STEVE SCHOENFELD GOOD GUY AWARD WINNERS**

2001 – Frank Sanders	2007 – Calvin Pace	2013 – Lyle Sendlein
2002 – Pete Kendall	2008 – Rod Hood	2014 – Larry Foote
2003 – Marcus Bell	2009 – Kurt Warner	2015 – Tyrann Mathieu
2004 – James Darling	2010 – Tim Hightower	2016 – Kevin Minter
2005 – Kurt Warner	2011 – Larry Fitzgerald	2017 – Frostee Rucker
2006 – Obafemi Ayanbadejo	2012 – Paris Lenon	<b>2018 – Corey Peters</b>





# TRENT SHERFIELD

**16 | WIDE RECEIVER | 6-1 | 219**

**COLLEGE:** Vanderbilt

**HOW ACQUIRED:** FA-18

**YEARS NFL/CARDINALS:** 2/2

**HOMETOWN:** Danville, IL

**DOB:** February 26, 1996

## PRO CAREER:

Signed by the Cardinals as a rookie free agent out of Vanderbilt on 4/30/18 and appeared in 13 games with two starts during his debut NFL season.

**2018:** Played 13 games (two starts) and was inactive for three others, totaling 19 receptions for 210 yards and a TD ... saw action on special teams in his NFL debut vs. Was (9/9), vs. Chi (9/23), vs. Sea (9/30) and vs. Den (10/18) ... played on special teams and saw the first offensive snaps of his career vs. SF (10/28) ... picked up a first down on a six-yard catch, his first-career reception, and made an acrobatic play on punt coverage to push the ball across the goal line while falling into the end zone, resulting in a 57-yard punt downed at the Raiders two-yard line vs. Oak (11/18) ... had a season-long 21-yard reception to convert a third-and-seven on a second quarter TD drive @ GB (12/2) ... registered five receptions for a career-high 77 yards in his first-career start, including catches of 17 and 18 yards on consecutive plays during a fourth quarter scoring drive vs. Det (12/9) ... hauled in his first career TD on a seven-yard pass from Mike Glennon to cap a 13-play, 64-yard fourth quarter scoring drive @ Atl (12/16) ... had a career-high six receptions for 62 yards, including catches on three consecutive plays for 39 yards on the Cardinals final drive vs. LAR (12/23).

## COLLEGE:

A three-year starter, finished his college career with 136 receptions for 1,869 yards (13.7-yard avg.) and nine TDs in 48

games (27 starts) ... finished his career ranked eighth in school history in both receptions and receiving yards ... as a senior captain in 2017, had 50 receptions for a team-leading and career-high 729 yards and five TDs to go along with eight carries for 92 yards while playing in 12 games (eight starts) ... appeared in all 13 games (seven starts) as a junior in 2016 and finished the year second on the team in both receptions (34) and receiving yards (472) while also adding a TD reception ... rushed seven times for 97 yards ... started all 12 games as a sophomore in 2015 and led the Commodores in receptions (51), receiving yards (659) and receiving TDs (3) ... established a school single-game record with 240 receiving yards vs. Austin Peay (9/19/15) ... one of two true freshman WRs to play for Vanderbilt in 2014, appearing in seven games.

## PERSONAL:

A four-year letterman and two-time team captain at Danville (IL) High School, started on both offense and defense in his final three seasons ... started at QB as junior and senior, accounting for 4,790 yards and 64 total TDs on offense ... as three-year starter at DB, amassed 146 tackles and six INTs ... as a senior QB, accumulated 2,429 total yards, threw 22 TD passes and rushed for 11 TDs ... also registered 83 tackles as senior ... accounted for 443 total yards and seven TDs – four rushing and three passing – in the 2013 season opener ... two-time honorable mention All-State and all-area recipient who played in postseason Offense-Defense All-American Bowl ... also a three-year letterman as a guard in basketball and at track and field.

## SHERFIELD CAREER STATS

DATE TEAM	GP GS	RECEIVING					RUSHING				
		NO.	YDS	AVG	LG	TD	NO.	YDS.	AVG.	LG	TD
2018 Cardinals	13 2	19	210	11.1	21	1	0	0	0.0	0	0
<b>NFL TOTALS</b>	<b>13 2</b>	<b>19</b>	<b>210</b>	<b>11.1</b>	<b>21</b>	<b>1</b>	<b>0</b>	<b>0</b>	<b>0.0</b>	<b>0</b>	<b>0</b>

## SINGLE-GAME HIGHS: RUSHING/RECEIVING

**Receptions** 6 vs. Los Angeles Rams, Dec 23, 2018  
**Receiving Yards** 77 vs. Detroit Lions, Dec 09, 2018  
**Longest Receptions** 21 at Green Bay Packers, Dec 02, 2018  
**Receiving TDs** 1 at Atlanta Falcons, Dec 16, 2018

**All-purpose yards** 77 vs. Detroit Lions, Dec 09, 2018  
**Special Teams Tackles** 1 vs. Denver Broncos, Oct 18, 2018  
**Most TDs** 1 at Atlanta Falcons, Dec 16, 2018

**A.Q. SHIPLEY****53 | OFFENSIVE LINEMAN | 6-1 | 307****COLLEGE:** Penn State**HOMETOWN:** Moon Township, PA**HOW ACQUIRED:** FA-15**DOB:** May 22, 1986**YEARS NFL/CARDINALS:** 8/5**NOTE CARDS**

- Originally signed with Cardinals as a free agent in 2015 after spending two seasons with Colts (2012, 2014) and one with Ravens (2013). Re-signed to a two-year contract on 3/9/17 and signed a one-year contract extension on 8/24/18.
- Started all 16 games and played every offensive snap at center for the Cardinals in 2017, marking the second consecutive year he was the only Arizona O-lineman to start every game.
- Started all 16 games at center in 2016 and helped Arizona total 418 points (fourth-most in franchise history) and finish as the NFL's #9 ranked offense.
- During his first season in Arizona in 2015, appeared in 12 games (three starts) and helped pave the way as the Cardinals finished the 2015 season with the NFL's #1 ranked offense for the first time in franchise history.

**PRO CAREER:**

Originally drafted by the Steelers in the seventh round (226th overall) of the 2009 NFL Draft. Released on 9/5/09 and added to Steelers practice squad on 9/6/09 where he remained for the entire season. Signed with Eagles on 1/11/10, but was released on 9/4/10. Added to Eagles practice squad on 9/5/10 and spent the entire season there. Signed to a future contract by the Eagles on 1/10/11. Released on 9/2/11. Signed with Colts on 1/28/12. Released on 9/10/12 and added to Colts practice squad on 9/11/12. Elevated to active roster on 10/1/12. Traded to Ravens for a conditional 2014 draft pick on 5/9/13. Released on 8/30/14 and claimed off waivers by Colts on 8/31/14. Signed a two-year contract with Cardinals as a free agent on 3/11/15. Re-signed with the Cardinals on a two-year contract on 3/9/17 and signed a one-year contract extension on 8/24/18.

**2018:** Suffered a knee injury in training camp and was placed on injured reserve on 8/7.

**2017:** Started at center in all 16 games and played every offensive snap, the only Cardinals offensive lineman to start every game from 2016-17 ... helped lead Adrian Peterson to 134 rushing yards and two TDs on 26 carries vs. TB (10/15) ... started for an offensive line that did not allow a sack and helped Peterson rush for 159 yards on a franchise-record 37 carries @ SF (11/5) ... started for an offensive line that allowed just one sack against a Jaguars defense that entered the game with an NFL-high 40 sacks vs. Jax (11/26) ... helped Kerwynn Williams rush for 97 yards on 16 carries (6.1-yard avg.) vs. LAR (12/3) ... helped the Cardinals rush for 136 yards on 29 carries (4.7-yard average) against the Titans No. 3-ranked rush defense (86.2 ypg) vs. Ten (12/10) ... blocked for an offense that rushed for 141 yards @ Was (12/17) and 116 yards in the season finale win @ Sea (12/31), allowing just one sack against the Seahawks.

**2016:** Started at center in all 16 games, the only Cardinals O-lineman to start every game ... helped Arizona total 418 points (fourth-most in franchise history) and finish as the NFL's #9 ranked offense ... helped Cardinals rush for 92 yards and a TD on 19 attempts vs. NE (9/11) ... blocked as Cardinals allowed just one sack in 36 pass plays and ran for 105 yards and a TD on 30 attempts vs. TB (9/18) ... helped Arizona run for 118 yards on 25 carries vs. LA (10/2) ... blocked as Cardinals rushed for 172 yards and two TDs on 37 attempts and allowed just one sack @ SF (10/6) ... helped Cardinals run for 171 yards and three TDs on 35

carries while not allowing a sack vs. NYJ (10/17) ... blocked as Arizona rushed for 132 yards on 37 attempts vs. Sea (10/23) ... helped Cardinals rush for 135 yards and a TD on 28 carries @ Min (11/20) ... part of line that limited Redskins to two sacks in 48 pass plays vs. Was (12/4) ... helped block as Cardinals ran for season-high 175 yards and a TD on 27 attempts @ Mia (12/11) ... blocked as Arizona ran for 116 yards and three TDs while allowing just one sack vs. NO (12/18) ... helped Cardinals run for three TDs and allow just one sack @ Sea (12/24) ... helped Cardinals allow just one sack and score season-high 44 points @ LA (1/1/17).

**2015:** Appeared in 12 games (three starts), playing mainly as a FB/eligible lineman ... helped the Cardinals finish with the #1 offense in the NFL for the first time in team history and set franchise records for points (489) and TDs (59) ... started at FB twice and at C in Week 15 with Lyle Sendlein injured ... served as FB and lead blocker on Andre Ellington's one-yard TD run in the second quarter vs. NO (9/13) ... DNP @ Chi (9/20) ... played as a FB on five short-yardage snaps vs. SF (9/27); also played center for the last three snaps of the game ... played one snap at FB in the first quarter vs. StL (10/4) ... played center for 10 snaps in the fourth quarter @ Det (10/11) ... DNP @ Pit (10/18) ... started at FB and played seven total snaps vs. Bal (10/26) ... played 13 snaps as a FB @ Cle (11/1) ... DNP the next two games ... started at FB and appeared in six plays @ SF (11/29) ... played five snaps at center on final possession @ StL (12/6) ... appeared for nine snaps at FB vs. Min (12/10) ... started at C with Lyle Sendlein injured and helped Cardinals run for season-high 230 yards and three TDs on 39 attempts @ Phi (12/20); marked most rushing yards by the team in over four years (268, @ StL, 11/27/11) ... played the final 10 snaps of the game at C and appeared at FB for one snap in the first half vs. GB (12/27) ... saw action at C on the last five snaps vs. Sea (1/3/16) ... DNP in Divisional Playoff vs. GB (1/16/16) and NFC Championship Game @ Car (1/24/16).

**2014:** Played in 15 games (five starts) after being claimed off waivers by Indianapolis on 8/31 ... started the first four games of the season at C and then started at LG in Week 17 ... started in season opener @ Den (9/7) and helped block as Colts finished with 408 total yards ... made second straight start vs. Phi (9/15) as Indy did not allow a sack and ran for 169 yards ... helped Colts generate 529 total yards @ Jax (9/21), the 10th highest single-game total in franchise history; also blocked as Andrew Luck tied





his then career high with four TD passes ... part of offensive line that held the Titans without a sack vs. Ten (9/28); Colts totaled 498 yards and Luck again threw for four TD passes ... played in the next eight games on special teams and as a reserve lineman ... filled in at C after Jonotthan Harrison was injured @ Cle (12/7) and helped Colts rally from 21-7 third-quarter deficit to a 25-24 victory ... inactive vs. Hou (12/14) ... started at LG in regular season finale @ Ten (12/28) but left in second quarter with ankle injury ... inactive (ankle) for Wild Card game vs. Cin (1/4/15) ... played on special teams in Divisional Playoff game @ Den (1/11/15) and AFC Championship Game @ NE (1/18/15).

**2013:** Played in all 16 games with a career-high nine starts at LG with Baltimore after being acquired in an offseason trade ... helped Joe Flacco set career highs with 362 completions, 614 attempts and 3,912 passing yards ... appeared on special teams the first seven games of the season ... saw action at LG for an injured Kelechi Osemele @ Mia (10/6) ... made first start of the season @ Cle (11/3) and started every game the rest of the season ... helped Ravens rush for 174 yards, including a season-high 131 yards by Ray Rice @ Chi (11/17).

**2012:** Saw action in 14 games with five starts at C in his first season on an active roster ... made NFL debut @ Chi (9/9) ... released on 9/10 and added to Colts practice squad the next day ... elevated to 53-man roster on 10/1 ... made first career start vs. GB (10/7) and helped Andrew Luck throw for 362 yards and two TDs ... replaced the injured Samson Satele at C vs. Mia (11/4) and helped Colts total 516 yards ... started @ Jax (11/8) and blocked as Colts ran for 138 yards ... came on to replace the injured Satele vs. Ten (12/9) and then started the last three

games of the season: @ Hou (12/16), @ KC (12/23) and vs. Hou (12/30) ... saw action on special teams in his playoff debut in Wild Card game @ Bal (1/6/13).

#### COLLEGE:

Started his final 39 games at center ... won the Rimington Trophy as the nation's top center as a senior in 2008 ... also was an All-American and Big Ten Offensive Lineman of the Year ... helped Nittany Lions go 11-2 and earn a Rose Bowl invitation in 2008 ... earned first-team All-Big Ten honors from the league's coaches as a junior and was a candidate for the Rimington Trophy ... moved to center full-time during the spring prior to his sophomore year ... played on both the offensive and defensive lines as a redshirt freshman in 2005 ... redshirted and played defensive tackle on the scout team in 2004.

#### PERSONAL:

Full name is Allan Quay Shipley ... attended Moon Area (Moon Township, PA) High School where he helped team reach the 2003 Western Pennsylvania District Class AAA semifinals after winning the Parkway Conference championship ... four-year starter totaled 243 tackles, 41 tackles for loss and 13 sacks ... totaled 53 tackles, 13 tackles for loss, three sacks and two forced fumbles as a senior ... selected to Pittsburgh Post-Gazette Fabulous 22, the Pittsburgh Tribune-Review Terrific 25 and the Harrisburg Patriot-News Platinum 33 ... also a three-year starter in basketball and was a two-year captain of both football and basketball teams ... inducted into the Western Pennsylvania Interscholastic Athletic League Hall of Fame in June, 2018 ... majored in Labor and Industrial Relations ... he and his wife, Shari, have a daughter, Skylar.

#### SHIPLEY CAREER STATS:

GP/GS (Career): 89/54; 2017 (AZ): 16/16; 2016 (AZ): 16/16; 2015 (AZ): 12/3; 2014 (IND): 15/5; 2013 (BAL): 16/9; 2012 (IND): 14/5

#### SHIPLEY POSTSEASON STATS:

GP/GS (Career): 3/0; 2014 (IND): 2/0; 2012 (IND): 1/0

### DIGNITY HEALTH ARIZONA CARDINALS TRAINING CENTER


In October of 2018, the Cardinals and Dignity Health announced a 10-year naming rights commitment that resulted in the team's training center in Tempe, AZ, being named the "Dignity Health Arizona Cardinals Training Center."

"Dignity Health is a leading provider of healthcare services in the Phoenix marketplace and one of the nation's largest health care systems, and we are excited to expand our partnership with them over the next decade," said Cardinals President **Michael Bidwill**. "While this is a comprehensive marketing agreement, there will be a big focus on programs that will benefit high school athletes throughout the state of Arizona."

In addition to the naming rights aspect, the agreement also included a number of components that will impact the community at large. Dignity Health and the Cardinals, in conjunction with the NFL, will provide grant money to fund additional athletic training staff for high school athletic programs across the state. In addition, both organizations are collaborating on the continued development of Brainbook, a concussion education and awareness program for Arizona's high school athletes in all sports.

"Our organizations have been partners for many years and we share a similar value of giving back to the community," said Dignity Health in Arizona President and CEO Linda Hunt. "Now, we have the exciting opportunity to be the sponsor for the Cardinals Training Center and, at the same time, continue our ground-breaking educational efforts to keep Arizona's student athletes safe."

Dignity Health in Arizona is anchored by St. Joseph's Hospital and Medical Center and the Barrow Neurological Institute in downtown Phoenix. The organization also includes Chandler Regional and Mercy Gilbert Medical Centers, along with St. Joseph's Westgate Medical Center, Arizona General Hospital and dozens of clinics and other entities. Brainbook was launched in Arizona by Barrow in 2011, as the most comprehensive mandatory concussion education effort in the nation. Hundreds of thousands of high school athletes have received comprehensive concussion education using the web-based learning tool.





**TYLER SIGLER****39 | SAFETY | 6-2 | 215****COLLEGE:** Wheaton**HOMETOWN:** Grand Rapids, MI**DOB:** March 26, 1996**HOW ACQUIRED:** FA-19◆ **ROOKIE** ◆**COLLEGE CAREER:**

Totaled 141 tackles, eight tackles for loss, two forced fumbles, one fumble recovery, a sack and eight INTs (returned two for TDs) in 47 career games ... also averaged 26.5 yards on 11 kickoff returns and 10.7 yards on 23 punt returns ... earned second-team All-North Region and first-team All-CCIW honors after recording 50 tackles, 4.5 tackles for loss, a sack, one INT, three pass breakups, two forced fumbles and a fumble recovery in 10 games (all starts) as a senior in 2018 ... had five tackles and returned an INT 95 yards for a TD before suffering a season-ending injury in the season-opener in 2017 ... named a third-team All-North Region and first-team All-CCIW selection in 2016 after having 46 tackles, 1.5 tackles for loss, two INTs and 11 pass breakups ... also returned nine punts for 133 yards ... had 40 tackles and a career-high four INTs for a Thunder defense that allowed 11.2 points per game in 2015 ... averaged 21.8 yards on eight kickoff returns and caught one pass for five yards in 2014 ... also played

baseball for the Thunder as a freshman and averaged .248 at the plate, stole 15 bases and registered a .848 fielding percentage in the outfield and infield.

**PERSONAL:**

Two-year varsity starter and two-time all-conference, all-district and all-region selection during his prep career ... earned team MVP and second-team All-State honors as a senior at Grand Rapids (MI) Christian High School ... quarterbacked the Eagles to a 7-2 regular season and a postseason appearance in 2013 ... transferred to Grand Rapids Christian from Jenison (Georgetown Township, MI) Senior High School for his senior year ... married his wife, Emmalynn, just weeks after earning a contract from the Cardinals following an offseason tryout; the couple postponed their honeymoon so Tyler could attend OTAs and minicamp ... also played baseball ... majored in Business/Economics.

**DONTAE STRICKLAND****34 | RUNNING BACK | 5-11 | 201****COLLEGE:** Syracuse**HOMETOWN:** Dayton, NJ**DOB:** March 22, 1997**HOW ACQUIRED:** FA-19◆ **ROOKIE** ◆**COLLEGE CAREER:**

Rushed for 1,717 yards and 15 TDs on 432 carries in 47 games (27 starts), finishing his college career 25th on Syracuse's all-time rushing list ... also gained 505 yards and scored four TDs on 63 receptions, which ranks third all-time in school history among RBs ... named the team's Ray Martino Award winner for loyalty, enthusiasm and perseverance as a senior ... had 588 rushing yards and six TDs on 121 carries, adding 15 receptions for 94 yards in 13 games (six starts) ... had 482 yards and four TDs on 128 carries and 142 yards and two TDs on 18 receptions in 10 games (nine starts) as a junior in 2017 ... started all 12 games as a sophomore in 2016 and had a team-high 566 yards and four TDs on 162 carries ... ran the ball 21 times for 81 yards and one TD,

caught nine passes for 137 yards and two TDs and returned four kickoffs for 82 yards as a freshman in 2015.

**PERSONAL:**

Prepped at South Brunswick (NJ) High School where he earned NJ.com All-State, Greater Middlesex Conference Player of the Year and All-Middlesex County accolades as a senior in 2014 ... led the Vikings to an 11-1 record and the state championship game with 1,179 yards and 16 TDs on the ground ... named Home News Tribune All-Area selection after rushing for 988 yards and 11 TDs as a junior in 2013 ... Human Development and Family Science major.



# TERRELL SUGGS

**56 | LINEBACKER | 6-3 | 265**

**COLLEGE:** Arizona State

**HOMETOWN:** Chandler, AZ

**HOW ACQUIRED:** UFA-19 (Bal)

**DOB:** October 11, 1982

**YEARS NFL/CARDINALS:** 17/1

**PRO BOWL SELECTION:** 2004, 2006, 2008, 2010, 2011, 2013, 2017

## NOTE CARDS

- A native of Chandler, AZ, Suggs was a prep All-American and Gatorade Arizona Player of the Year at Hamilton High School before playing at Arizona State where he was a consensus All-American who was named the Bronko Nagurski Award (nation's top defensive player) and Lombardi Trophy (nation's top lineman) winner.
- Entering his 17<sup>th</sup> NFL season in 2019, he has appeared in 229 career regular season games (213 starts) and has 846 tackles, 132.5 sacks, 153 tackles for loss, seven INTs (two returned for TDs), 63 passes defended, 35 forced fumbles and 14 fumble recoveries.
- A seven-time Pro Bowl selection and 2011 first-team All-Pro, he has been named NFL Defensive Player of the Year (2011), AP Defensive Rookie of the Year (2003), AFC Defensive Player of the Month (two times) and AFC Defensive Player of the Week (five times).
- Has started all 18 postseason games he has appeared in, totaling 80 tackles, 12.5 sacks, 10 tackles for loss, an INT, three passes defended, four forced fumbles and two fumble recoveries. His 12.5 playoff sacks rank third all-time in NFL postseason history.
- Only active NFL player with at least 800 tackles, 100.0 sacks and 30 forced fumbles in his career.
- Leads all active NFL defenders in games played (229), career sacks (132.5), sack yardage (944.5), forced fumbles (35) and strip sacks (31.0).
- His 132.5 career sacks are tied with Leslie O'Neal and Hall of Famer Lawrence Taylor for 13<sup>th</sup> on the NFL's all-time sacks list.
- Has recorded multiple sacks (1.5 or more) in a game 27 times in his career, at least 2.0 sacks in a game 21 times and 3.0 sacks in five contests during the regular season.
- Has three career TDs during the regular season: two INT return TDs and a fumble return TD.
- Played his first 16 NFL seasons in Baltimore (2003-18) and left as the Ravens all-time leader in games played (229), sacks (132.5), sack yards (944.5), forced fumbles (35) and ranks second in career fumble recoveries (14); also the franchise leader in postseason sacks (12.5).
- During his tenure in Baltimore, the Ravens ranked in the top-10 in total defense 13 times and had a top-10 scoring defense 12 times. Baltimore made nine postseason appearances during Suggs' time, winning five division titles and Super Bowl XLVII.
- Had 7.0 sacks for the Ravens in 2018, marking the 12<sup>th</sup> time in his career he has had at least seven sacks in a season. In NFL history, only Julius Peppers (15) and Hall of Famers Bruce Smith (15), Reggie White (14) and Chris Doleman (13) had more seasons with at least seven sacks.
- Led the NFL and established a Ravens franchise single-season record with seven forced fumbles in 2011.
- Established a franchise rookie-record with 12.0 sacks in 2003 on his way to being named the AP Defensive Rookie of the Year. Tied an NFL rookie record with a sack in each of his first four games that season.

## PRO CAREER:

Originally selected by Baltimore in the first round (10<sup>th</sup> overall) of the 2003 NFL Draft out of Arizona State. Re-signed with the Ravens on 7/15/09, agreeing to a six-year contract. Re-signed with the Ravens on 2/17/14, agreeing to a five-year contract. Signed a one-year contract with the Cardinals on 3/13/19 as an unrestricted free agent.

**2018:** Started all 16 regular season contests for the ninth time in his career ... became the franchise leader in all-time games played (229) in the regular season finale ... had 34 tackles (25 solo), seven sacks, six passes defended, a forced fumble and his first-career fumble return TD while playing for the league's #1 ranked overall defense and #2 ranked scoring defense ... his seven sacks tied (Matthew Judon) for second on the team ... had two tackles and a sack for a defense that registered six sacks, two INTs and limited the Bills to 153 yards in a 47-3 season-opening win vs. Buf (9/9) ... tied his career high with a team-best three passes defended @ Cin (9/13) ... led the team with 1.5 sacks while also posting five tackles, two QB hits and a forced fumble for a defense that held the Broncos to 173 passing yards in the

27-14 victory vs. Den (9/23) ... tallied three tackles and a sack for a defense that posted franchise records in sacks (11) and passing yards allowed (51) in a shutout victory @ Ten (10/14) ... scored his third career TD – and first fumble return TD – when he went 43 yards for a score after picking up a Derek Carr fumble in the fourth quarter vs. Oak (11/25) ... had three tackles, a sack and two tackles for loss as the Ravens defense allowed just 131 total yards in a victory @ Atl (12/2) ... finished with four tackles, a half-sack and two QB hits @ KC (12/9); his half-sack of Patrick Mahomes gave Suggs 132.5 sacks for his career, tying

Leslie O'Neal and Hall of Famer Lawrence Taylor for 13<sup>th</sup> place on the NFL's all-time sacks list ... appeared in his 229<sup>th</sup> career game in the Ravens regular season finale vs. Cle (12/30), surpassing Ray Lewis (228) for most games played in franchise history ... had one tackle in the Ravens Wild Card matchup vs. LAC (1/6/19).

**2017:** Selected to his seventh career Pro Bowl after starting all 16 regular season contests and leading the Ravens with 11 sacks, marking the seventh time in his career he produced double-digit sacks ... also had 49 tackles, four forced fumbles, four passes defended and 11 tackles for loss for a unit that led





the league in both takeaways (34) and INTs (22) ... all four of his forced fumbles came on strip-sacks ... produced six tackles, two sacks, a forced fumble and a pass defended (which led to an INT) for a defense that forced five turnovers (4 INTs; 1 FR) and posted the 11th shutout in franchise history in a 20-0 victory @ Cin (9/10) ... recorded a sack, a forced fumble and four QB hits as part of a unit that forced five turnovers (4 INTs; 1 FR) for the second consecutive game in a win vs. Cle. (9/17); marked the first time in franchise history the Ravens registered at least five turnovers in back-to-back games ... appeared in his 200th career game vs. Jax (9/24) at Wembley Stadium in London ... had his 120th career sack when he took down Marcus Mariota for an eight-yard loss on the final play of second quarter @ Ten (11/5) ... produced two fourth quarter sacks and a forced fumble for a defense that forced five turnovers, registered six sacks and posted its third shutout of the season in a 23-0 win @ GB (11/19); marked just the third time in franchise history the Ravens recorded six sacks and forced five turnovers in a game ... registered two sacks and a forced fumble to halt a Texans fourth quarter drive vs. Hou. (11/27); marked his second consecutive games with multiple sacks and a forced fumble ... secured his seventh career double-digit sack campaign when he took down Matthew Stafford in a win vs. Det (12/3); sack gave him 10.5 sacks for the season ... tallied three tackles and a half-sack @ Pit (12/10), tying Dwight Freeney for second in total sacks (125.5) among active players.

**2016:** Started all 15 games he appeared in and led the team in sacks (eight) for the eighth time in his career, while also posting 35 tackles, 11 tackles for loss, 16 QB hits, three forced fumbles and four passes defended ... played much of the season with a torn biceps while helping lead a defense that allowed the NFL's fifth-fewest rushing yards (89.4 ypg) and ranked seventh overall (322.1 ypg) ... had two tackles and a fourth quarter sack (12 yards) in the season-opener vs. Buf (9/11) ... posted three tackles and two sacks @ Jax (9/25) ... tallied three tackles and a sack as the Ravens defense allowed just 60 yards rushing vs. Was (10/9) ... had five solo tackles, a sack, two QB hits and two tackles for loss as part of a defense that held the Giants to 38 rushing yards @ NYG (10/16); suffered a biceps injury after sacking Eli Manning in the fourth quarter and did not return ... helped the Ravens accumulate two of their three takeaways, forcing a fumble on a strip-sack and registering a pass defenses which led to a Jeraud Powers INT, in a win vs. Cle (11/10); part of a defense that limited the Browns to 144 total yards ... produced a season-best two forced fumbles and tied his season high with two sacks vs. Cin (11/27) ... posted six tackles, including a game-high three tackles for loss, vs. Phi (12/18).

**2015:** Missed the final 15 games after suffering a season-ending injury (achilles) in the season opener @ Den (9/13) ... started for a defense that did not allow a TD and held the Broncos to just 175 passing yards before suffering the fourth-quarter injury (achilles).

**2014:** Started all 16 games in the regular season for the eighth time and also started both postseason contests ... finished the regular season with 61 tackles (36 solo), adding 12 sacks (tied for the second-highest single-season total of his career) for a defense that ranked second in the league (tied with Philadelphia) with 49 total sacks (Buffalo-54) ... teamed with Elvis Dumervil (17.0) to post the most sacks by a defensive duo (29.0) in the NFL ... totaled 11.5 sacks over the final 11 regular season games, including a stretch of five games with at least one sack which tied the franchise record for consecutive games with a sack ... started both postseason games and had eight tackles, his first-career postseason INT and a half-sack for a defense that produced seven sacks and allowed just 82 rushing yards ... had two solo tackles, including a sack in the end zone – the Ravens first safety since 2008 – vs. Atl (10/19) ... became the 31st

## AMONG THE ALL-TIME SACK LEADERS

Suggs enters the 2019 season – his 17th in the NFL – having accumulated 132.5 sacks in his career. That ties him with Leslie O'Neal and Hall of Fame LB Lawrence Taylor for 13th place on the NFL's all-time sacks list.

### NFL All-time Sack Leaders (Top 20)

Rnk	Player	Sacks	Years
1	Bruce Smith*	200.0	1985-2003
2	Reggie White*	198.0	1985-2000
3	Kevin Greene*	160.0	1985-1999
4	Julius Peppers	159.5	2002-2018
5	Chris Doleman*	150.5	1985-1999
6	Michael Strahan	141.5	1993-2007
7	Jason Taylor*	139.5	1997-2011
8	DeMarcus Ware#	138.5	2005-2016
9t	John Randle*	137.5	1990-2003
9t	Richard Dent*	137.5	1983-1997
11	Jared Allen	136.0	2004-2015
12	John Abraham	133.5	2000-2014
13t	<b>Terrell Suggs#</b>	<b>132.5</b>	<b>2003-</b>
13t	Leslie O'Neal	132.5	1986-1999
13t	Lawrence Taylor*	132.5	1981-1993
16	Rickey Jackson*	128.0	1981-1995
17	Derrick Thomas*	126.5	1989-1999
18	Dwight Freeney	125.5	2002-2017
19	Robert Mathis	123.0	2003-2016
20	Simeon Rice	122.0	1996-2007

\*Hall of Fame Inductee

#Active Player

### NFL'S ACTIVE SACKS LEADER

Suggs' 132.5 sacks lead all active players in the NFL. He has 34.5 sacks more than any other active player entering the '19 campaign. Suggs will join new teammate LB Chandler Jones on Arizona's defense this season. Jones ranks ninth among active players with 77.0 career sacks.

### NFL Leaders – Career Sacks (Active Players)

Rnk	Player (Team)	Sacks
1	<b>Terrell Suggs (AZ)</b>	<b>132.5</b>
2t	Von Miller (Den)	98.0
2t	Cameron Wake (Ten)	98.0
4	J.J. Watt (Hou)	92.0
5	Ryan Kerrigan (Was)	84.5
6	Clay Matthews (LAR)	83.5
7	Calais Campbell (Jax)	81.5
8	Justin Houston (Ind)	78.5
9	Chandler Jones (AZ)	77.0
10	Carlos Dunlap (Cin)	72.5

player in NFL history to amass 100.0 career sacks after producing six tackles and one QB drop @ NO (11/24); also recorded his 800th career tackle against the Saints ... registered four tackles and a team-leading 2.5 sacks for a defense that posted a season-high eight sacks vs. Jax (12/14); tied a franchise record with a sack in his fifth consecutive game ... produced three tackles, a sack, a pass defended and a fumble recovery in a playoff-clinching victory vs. Cle (12/28) ... tallied six tackles and a highlight reel between-the-legs INT as the defense held the Steelers to 68 yards rushing and had five sacks in the Wild Card matchup @ Pit (1/3/15).

**2013:** Started all 16 games and earned his sixth Pro Bowl selection after leading the team with 10 sacks, marking his fifth career season with double-digit sacks and third in four years ... also added 80 tackles (47 solo) and a fumble recovery ... played in his 150th career game and recorded six tackles and a sack in the season opener @ Den (9/5) ... led the team and established a career high with 17 tackles while adding a sack @ Buf (9/29) ... had five solo tackles, including a career-high-tying three sacks, for a defense that allowed just 22 rushing yards (fourth fewest by an opponent in franchise history) @ Mia (10/6); Suggs tied a team record with at least one sack in five straight games ... moved into second on the Ravens all-time tackles list, passing Kelly Gregg (721) with 10 stops vs. GB (10/13) ... netted two tackles (including his 500th career solo stop) and a fumble recovery for a defense that allowed just three points and held the Jets to 1-of-12 on third down vs. NYJ (11/24).





### SUGGS' SACKS BY TEAM



Suggs has recorded at least a partial sack against 30 of the 31 teams he has faced in his NFL career. The only team Suggs has faced without recording a sack is the Philadelphia Eagles. Suggs has more sacks against the Browns (19.0) than he does against any other team.

Opponent	Sacks	Gms	Opponent	Sacks	Gms
Cleveland	19.0	29	New England	3.0	6
Pittsburgh	15.0	29	New Orleans	3.0	4
Cincinnati	12.5	28	San Francisco	3.0	3
Miami	8.5	9	Kansas City	2.5	5
Houston	8.0	8	Seattle	2.0	3
Buffalo	7.0	7	L.A. Rams	2.0	3
Jacksonville	6.5	7	Carolina	1.5	4
Atlanta	5.0	4	Dallas	1.5	3
Oakland	5.0	8	Arizona	1.0	3
L.A. Chargers	4.5	8	Detroit	1.0	4
Washington	4.0	3	NY Giants	1.0	4
Denver	3.5	9	NY Jets	1.0	6
Tennessee	3.5	7	Tampa Bay	1.0	4
Green Bay	3.0	3	Chicago	0.5	4
Indianapolis	3.0	7	Minnesota	0.5	4

**2012:** Started all eight games he appeared in during the regular season and also started all four postseason contests for the Ravens ... produced 22 tackles, two sacks and four passes defended ... missed eight games due to injury, including the first six of the season (Achilles) and one due to a biceps injury ... totaled 21 tackles, two sacks, a pass defended and a forced fumble for a defense that forced 10 turnovers in four playoff games en route to winning Super Bowl XLVII ... placed on the Physically Unable to Perform list (Achilles) on 8/27 and missed the season's first six weeks ... activated from the PUP list (Achilles) on 10/20 ... played in first game of the season after returning and recorded four tackles, a sack and a pass defended @ Hou (10/21) ... had three tackles and two passes defended vs. Oak. (11/11) ... posted four solo tackles, a sack and a pass defended @ SD (11/25) ... recorded two tackles and two QB hits in the Wild Card victory vs. Ind (1/6/13) ... finished second on the team with 10 solo tackles, two sacks, a pass defended and a forced fumble in the 38-35 double-OT win in the Divisional Playoff @ Den (1/12/13) ... followed up with five tackles in the AFC Championship Game @ NE (1/20/13) ... had two tackles in Super Bowl XLVII vs. SF (2/3/13).

**2011:** Started all 16 regular season games for the sixth time in his career, named NFL Defensive Player of the Year and earned his fifth Pro Bowl selection after leading the AFC with a career high 14 sacks and recording an NFL-high and franchise record seven forced fumbles ... named first-team All-Pro by the Associated Press and Pro Football Weekly while also earning Defensive Player of the Year honors from Pro Football Weekly and KC 101 ... named AFC Defensive Player of the Week three times (Weeks 1, 12 and 14) and earned AFC Defensive Player of the Month honors (Dec/Jan) after producing 21 tackles, four sacks, two passes defended and four forced fumbles, helping the Ravens to a 4-1 record to close out the season ... added 70 tackles, 20 tackles for loss, 23 QB hits, six passes defended and a career-high-tying two INTs ... helped lead the Ravens win AFC North as the team finished with the NFL's #3 ranked defense (288.9 ypg), #2 ranked run defense and #1 ranked red zone defense ... finished third on the team with 11 tackles and a pass defended for a team that forced seven turnovers in two playoff games ... posted three sacks

### SUGGS' SACKS BY QUARTERBACK

Suggs has sacked 72 different quarterbacks in his NFL career. That list is led by Bengals QB Andy Dalton, who Suggs has sacked 6.0 times.

#### TERRELL SUGGS SACKS BY QUARTERBACK

Quarterback	Sacks	Quarterback	Sacks
Andy Dalton	6.0	Connor Shaw	1.0
Ryan Tannehill	4.5	JaMarcus Russell	1.0
Blake Bortles	4.5	Sage Rosenfels	1.0
Matt Ryan	4.0	Aaron Rodgers	1.0
Carson Palmer	4.0	Nathan Peterman	1.0
Drew Brees	4.0	Chad Pennington	1.0
Derek Anderson	4.0	Colt McCoy	1.0
Philip Rivers	3.5	Josh McCown	1.0
Charlie Frye	3.5	Baker Mayfield	1.0
Alex Smith	3.0	Peyton Manning	1.0
Matt Schaub	3.0	Eli Manning	1.0
Dan Orlovsky	3.0	J.P. Losman	1.0
David Carr	3.0	Cleo Lemon	1.0
Tom Brady	3.0	Byron Leftwich	1.0
Andrew Walter	2.0	Kevin Kolb	1.0
Tom Savage	2.0	DeShone Kizer	1.0
Marcus Mariota	2.0	Danny Kanell	1.0
E.J. Manuel	2.0	Kelly Holcomb	1.0
Tommy Maddox	2.0	Chad Henne	1.0
Jon Kitna	2.0	Mike Glennon	1.0
Brett Hundley	2.0	Blaine Gabbert	1.0
Matt Hasselbeck	2.0	Gus Frerotte	1.0
Trent Green	2.0	Trent Edwards	1.0
Tim Couch	2.0	Trent Dilfer	1.0
Jason Campbell	2.0	Kirk Cousins	1.0
Mark Brunell	2.0	Sam Bradford	1.0
Drew Bledsoe	2.0	Charlie Batch	1.0
Zach Mettenberger	1.5	Mitchell Trubisky	0.5
Case Keenum	1.5	Mark Sanchez	0.5
Brandon Weeden	1.0	Tony Romo	0.5
Seneca Wallace	1.0	Cam Newton	0.5
Michael Vick	1.0	Patrick Mahomes	0.5
Vinny Testaverde	1.0	Brad Johnson	0.5
Tyrod Taylor	1.0	Jeff Garcia	0.5
Matthew Stafford	1.0	Ryan Fitzpatrick	0.5
Brian St. Pierre	1.0	Brooks Bollinger	0.5

in three games, with only Hall of Fame LB Lawrence Taylor (4 in 1986) producing more such games in a single season in league history ... earned AFC Defensive Player of the Week honors after posting five solo tackles and a career-high-tying three sacks, becoming the Ravens all-time sacks leader in the 35-7 season-opening victory vs. Pit (9/11); also had two forced fumbles for a defense that forced a franchise-record seven turnovers against the Steelers ... recorded three tackles and two QB hits for a defense that forced four turnovers and tied an NFL record with three defensive TDs vs. NYJ (10/2) ... led the team with 13 tackles, a sack and two QB hits (one of which led to a Ravens INT) for a defense that recorded six sacks vs. AZ (10/30) ... named AFC Defensive Player of the Week after posting a forced fumble and a career-high-tying three sacks as part of a team-record-tying nine sacks, in a win vs. SF (11/24) ... had five solo tackles, including a career-high-tying three sacks and a career-high three forced fumbles in the 24-10 victory vs. Ind. (12/11); with his three sacks, established a then-single-season career high with 13 sacks; set a franchise single-game record with his three forced fumbles, earning his third Defensive Player of the Week award in 2011 ... in the regular season finale @ Cin (1/1/12), totaled six tackles, his 14th sack of the season, a forced fumble a pass defended and two QB hits ... tallied six tackles and a pass defended in an AFC Divisional matchup win vs. Hou (1/15/12) and had five tackles in the AFC Championship Game @ NE (1/22/12).

**2010:** Started all 16 games in the regular season and both postseason contests ... earned fourth Pro Bowl selection after recording 68 tackles (53 solo), a team-leading 11 sacks, 18 tackles for loss, 21 QB hits, two forced fumbles and two passes defended ... had 10 tackles, a team-leading five sacks and a forced fumble for a defense that forced seven turnovers in two postseason games ... had at least a partial sack in 10 regular



season games and in both postseason contests ... named AFC Defensive Player of the Month (November) for the first time in his career after posting 13 tackles and four sacks in four games ... began the season by recording six tackles, a half-sack and a forced fumble in the season opener @ NYJ (9/13) ... had four tackles and his 60th career sack in a 17-14 victory @ Pit (10/3) ... recorded four tackles and had two sacks @ Atl (11/11) ... finished with seven tackles, a sack, a pass defended and added three tackles for loss @ Car (11/21) ... in the Wild Card win @ KC (1/9/11), had four tackles, two sacks, two tackles for loss and four QB hits against the Chiefs ... turned in a dominant performance by recording six tackles, a franchise-record-tying three sacks and a forced fumble (that was recovered by the Ravens and returned for a TD) in the Divisional Playoff @ Pit (1/15/11).

**2009:** Started all 13 regular season games he appeared in and both postseason contests ... totaled 59 tackles (44 solo), five passes defended, 4.5 sacks, nine tackles for loss, seven QB hits, a forced fumble and a fumble recovery for a defense that ranked #2 in the AFC and #3 in the NFL ... missed three games (Weeks 11-13) with a knee injury, which marked the first three missed games of his career ... started both playoff games and had 10 tackles, a sack, a forced fumble and a fumble recovery ... when he missed the Week 11 matchup, it snapped a streak of 105 consecutive games played to begin his career ... played in his 100th game and posted six tackles, including a sack, a forced fumble (on the sack, which was recovered by Dwan Edwards for a TD) and a pass defended @ NE (10/4) ... had three tackles and a sack in the playoff-clinching 21-13 win in the season finale @ Oak (1/3/10) ... netted three tackles, a sack, a forced fumble and a fumble recovery as part of a defense that allowed just 64 yards rushing in the 33-14 win in the Wild Card @ NE (1/10/10); part of a Ravens defense held QB Tom Brady to a 49.1 QB rating, while forcing four turnovers, including three INTs.

**2008:** Selected to his third Pro Bowl after starting all 16 regular season games and three postseason contests ... finished the regular season with 69 tackles (54 solo), a team-leading eight sacks, a career-high nine passes defended, 19 tackles for loss, 15 QB hits, two forced fumbles and a fumble recovery for the NFL's #2 ranked defense ... tied his career high with two INTs, both of which he returned for TDs (44 and 42 yards) ... team finished 2008 not allowing a 100-yard rusher in 35-consecutive games ... posted 11 tackles (10 solo), a fumble recovery and a team-leading four sacks while starting all three playoff games ... had at least one full sack in each postseason contest ... earned AFC Defensive Player of the Week honors for the second time in his career after posting seven tackles, a sack and an INT @ Mia (10/19); picked off a Chad Pennington pass in the second quarter and returned it 44 yards for his first career TD, giving Baltimore a 10-3 lead ... tallied five tackles, two tackles for loss and his 50th career sack in a victory vs. Oak (10/26) ... posted two tackles, two passes defended and added his second INT of the season to seal a 10-point victory @ Cle (11/2); with the Ravens holding a 30-27 lead late in the fourth quarter, intercepted a Derek Anderson pass near midfield and returned it 42 yards for a TD, marking his second INT return TD in three games ... recorded four tackles, his first career postseason sack, a fumble recovery and a tackle for loss in an AFC Wild Card win @ Mia (1/4/09) ... had five tackles, a sack, a tackle for loss and a QB hit in the Divisional Round victory @ Ten (1/10/09) ... had two sacks despite playing with a significant shoulder injury and not practicing all week leading up to the AFC Championship Game @ Pit (1/18/09).

**2007:** Started all 16 regular season games for the third time in his career and finished the season with 78 tackles (51 solo), including a team-leading five sacks, while also adding six passes defended, a forced fumble and 15 QB hits ... helped hold the Jets to 2.6 yards per rush, posting four tackles, two QB hits and two passes defended vs. NYJ (9/16) ... had three tackles, his first sack

of the season and a pass defended vs. StL (10/14) ... had five tackles, a sack and two QB hits @ Buf (10/21) ... tallied nine tackles, a sack and three QB hits @ Pit (11/5), marking his third consecutive game with a sack ... posted nine tackles and a sack vs. Cle (11/18), giving him four sacks in a five game span.

**2006:** Started 15 of the 16 regular season games he appeared in and also started the team's postseason contest ... named to his second Pro Bowl after posting 65 tackles (47 solo), 9.5 sacks, 15 QB hits, seven passes defended, three forced fumbles and two fumble recoveries ... had 6.5 sacks of the final seven games as the Ravens posted a 6-1 record in those contests ... recorded seven tackles, tied a season-high with two sacks and had a forced fumble and fumble recovery vs. Oak (9/17) ... had four tackles and posted his second forced fumble of the season @ Den (10/9) ... tallied six tackles and matched his season high with two sacks in a crucial division win vs. Pit (11/26) ... registered nine tackles (eight solo), a sack, a forced fumble and a fumble recovery as the Ravens snapped the Chiefs 18-game December home winning streak in the 20-10 win @ KC (12/10) ... started and produced seven tackles and a forced fumble while helping hold the Colts to 2.9 yards per rush in the Divisional Playoff vs. Ind (1/13/07).

**2005:** Started all 16 regular season games for the second consecutive season and totaled 69 tackles (46 solo), eight sacks, four forced fumbles, a fumble recovery, five passes defended and two INTs (returned for 38 yards) ... earned a game ball when he totaled eight tackles, a pass defended and a half-sack vs. NYJ (10/2) ... shared the defensive game ball (Adalius Thomas) when he netted six tackles and added a career-high three sacks and a forced fumble in the 16-15 win vs. Hou (12/4) ... tallied four tackles, a half-sack and three QB pressures vs. Min (12/25) ... had six tackles, a season-high two forced fumbles and 1.5 sacks in the season finale @ Cle (1/1/06).

**2004:** Selected to his first-career Pro Bowl after starting all 16 games and leading the team with 10.5 sacks (third in the AFC), while also recording 60 tackles, a pass defended, two fumble recoveries and a forced fumble ... one of just five Raven defensive players to start every game ... had six tackles (five solo) and two sacks as he helped the Ravens defense hold the Redskins to 107 total yards (second-lowest total in team history), including just 52 yards rushing @ Was (10/10) ... had a season-high seven tackles, including two sacks (third multi-sack game of the season) and a forced fumble vs. Buf (10/24) ... posted five tackles and a sack vs. Dal (11/21); his sack was the 20th of his career in his 26th game, tying him for the fourth-fastest in NFL history to reach 20 sacks; also had a fumble recovery, which led to a TD two plays later ... had four tackles, two tackles for loss and a sack in the season finale vs. Mia (1/2/05).

**2003:** Earned AP Defensive Rookie of the Year honors after establishing a franchise record with 12 sacks, which ranked fourth in the AFC and eighth in the NFL ... also earned 2003 Defensive Rookie of the Month Award for September ... played in all 16 regular season games (one start) and had 27 tackles, a team-high six forced fumbles, four fumble recoveries, three passes defended and an INT during the regular season ... also started the Ravens postseason game ... became just the second Raven (Peter Boulware-1997) to earn AP Defensive Rookie of the Year honors ... tied the NFL record with at least one sack in each of his first four career games ... subbed and recorded his first NFL sack in his first NFL game in the season opener @ Pit (9/7) ... had a sack for the second-consecutive game as the defense held the Browns to 60 net rushing yards vs. Cle (9/14) ... used mainly in passing situations at DE and recorded his third sack in as many games in the 24-10 win @ SD (9/21); notched his first career INT, leading to a Jamal Lewis TD two plays later ... tied an NFL record (Santana Dotson-1992) with a sack in each of the first four career games vs. KC (9/28) ... saw action as a backup and posted two sacks vs. Sea (11/23), his first career multi-sack performance



... had five tackles and two sacks @ Cle (12/21); established a new franchise rookie record with 12 sacks (Peter Boulware–11.5 in 1997) on the season; had two forced fumbles and a fumble recovery in the 35-0 victory against the Browns ... made his first career start and responded with three tackles, a pass defended and fumble recovery in the regular season finale vs. Pit (12/28) ... made his postseason debut in the Wild Card contest vs. Ten (1/3/04) and finished with one tackle.

#### COLLEGE:

One of the most dominant pass rushers in college football history during his three-year run, playing in 36 games (34 starts) and amassing 163 tackles (109 solo), 44 sacks, 65.5 tackles for loss, 14 forced fumbles, three fumble recoveries, two INTs and nine passes defended ... consensus All-American and first-team All-Pac-10 Conference selection in 2002 after recording 73 tackles (44 solo), 24 sacks (school, conference and NCAA single-season record) and 31.5 tackles for loss (school and conference single-season record) ... also led the conference with six forced fumbles and had three passes defended and an INT ... received the Bronko Nagurski Award (nation's top defensive player), Lombardi Trophy (nation's top lineman), Morris Trophy (Pac-10's top lineman), Hendricks Award (nation's top DE), Pac-10 Defensive Player of the Year and team MVP honors as a junior in 2002 ... as a sophomore in 2001, named second-team All-American and earned first-team All-Pac 10 honors after starting every game and recording 42 tackles, 10 sacks and 18 tackles for loss ... named Pac-10

Freshman of the Year in 2010 and earned third-team Freshman All-American honors after recording 48 tackles, including 10 sacks and 16 tackles for loss ... also added four forced fumbles and three fumble recoveries ... became just the second true freshman in school history to start the first game of the season, totaling five tackles and a sack against San Diego State.

#### PERSONAL:

Attended Hamilton (Chandler, AZ) High School where he was a Parade All-American and Gatorade Arizona Player of the Year as a senior in 2000 ... also named to the All-American team and as the Arizona Player of the Year by USA Today as a senior after rushing for 2,274 yards and 26 TDs on 297 carries ... transferred from Chandler (AZ) High School where he was originally a blocking back and LB ... set the Hamilton school record with 367 rushing yards and five TDs in a single game ... finished first in the state in rushing yards (2,274), third in TDs (26) and fourth in scoring (156) as a senior ... once scored four TDs and had 205 yards in just three quarters ... lettered three times in football, three times in basketball and once in track & field ... owns independent film company "Team Sizzle Productions" and co-wrote and produced "When Beautiful People Do Ugly Things," a short film that was shot in Baltimore and was shown at the Cannes Film Festival in 2011; also produced "The Commitment," another film that was selected to Cannes in 2012 ... was honored by his hometown of Chandler on 1/25/01 with "Terrell Suggs Day"... majored in Secondary Education/History.

### SUGGS CAREER STATS

TACKLES											INTERCEPTIONS					FUMBLES		
DATE TEAM	GP	GS	TK	S	A	TFL	YDS	SK	YDS	QBH	NO	YDS	LG	TD	PD	FF	FR	YDS
2003 Ravens	16	1	27	19	8	0	0	12.0	97.0	0	1	11	11	0	3	6	4	7
2004 Ravens	16	16	60	46	14	17	91	10.5	83.5	9	0	0	0	0	1	1	2	24
2005 Ravens	16	16	69	46	23	1	0	8.0	64.5	0	2	38	38	0	5	4	1	0
2006 Ravens	16	15	65	47	18	0	0	9.5	64.5	15	0	0	0	0	7	3	2	0
2007 Ravens	16	16	78	51	27	2	5	5.0	34.0	15	0	0	0	0	6	1	0	0
2008 Ravens	16	16	69	54	15	19	14	8.0	69.5	15	2	86	44t	2	9	2	1	0
2009 Ravens	13	13	59	44	15	9	4	4.5	33.0	7	0	0	0	0	5	1	1	0
2010 Ravens	16	16	68	53	15	18	0	11.0	73.0	21	0	0	0	0	2	2	0	0
2011 Ravens	16	16	70	50	20	20	0	14.0	91.0	23	2	9	9	0	6	7	0	0
2012 Ravens	8	8	22	17	5	3	0	2.0	15.0	5	0	0	0	0	4	0	0	0
2013 Ravens	16	16	80	47	33	13	53	10.0	48.0	19	0	0	0	0	0	0	1	0
2014 Ravens	16	16	61	36	25	16	104	12.0	87.0	20	0	0	0	0	1	0	1	0
2015 Ravens	1	1	0	0	0	0	0	0.0	0.0	0	0	0	0	0	0	0	0	0
2016 Ravens	15	15	35	28	7	11	53	8.0	62.0	16	0	0	0	0	4	3	0	0
2017 Ravens	16	16	49	37	12	11	74	11.0	71.5	20	0	0	0	0	4	4	0	0
2018 Ravens	16	16	34	25	9	13	88	7.0	51.0	15	0	0	0	0	6	1	1	43
NFL TOTALS	229	213	846	600	246	153	486	132.5	944.5	200	7	144	44t	2	63	35	14	74





## SUGGS POSTSEASON STATS

TACKLES											INTERCEPTIONS					FUMBLES		
DATE TEAM	GP	GS	TK	S	A	TFL	YDS	SK	YDS	QBH	NO	YDS	LG	TD	PD	FF	FR	YDS
2003 Ravens	1	1	1	0	1	0	0	0.0	0.0	0	0	0	0	0	0	0	0	0
2006 Ravens	1	1	7	5	2	0	0	0.0	0.0	1	0	0	0	0	0	1	0	0
2008 Ravens	3	3	11	10	1	4	0	4.0	35.0	5	0	0	0	0	0	0	1	0
2009 Ravens	2	2	10	7	3	0	0	1.0	9.0	1	0	0	0	0	0	1	1	0
2010 Ravens	2	2	10	9	1	4	18	5.0	25.0	6	0	0	0	0	0	1	0	0
2011 Ravens	2	2	11	7	4	0	0	0.0	0.0	1	0	0	0	0	1	0	0	0
2012 Ravens	4	4	21	13	8	1	0	2.0	8.0	4	0	0	0	0	1	1	0	0
2014 Ravens	2	2	8	3	5	1	1	0.5	2.0	2	1	3	3	0	1	0	0	0
2018 Ravens	1	1	1	1	0	0	0	0.0	0.0	0	0	0	0	0	0	0	0	0
NFL TOTALS	18	18	80	55	25	10	19	12.5	79.0	20	1	3	3	0	3	4	2	0

## SINGLE-GAME HIGHS: DEFENSIVE

<b>Total Tackles</b>	17 at Buffalo Bills, Sep 29, 2013	<b>Tackles For Loss</b>	4 vs. Arizona Cardinals, Oct 30, 2011
<b>Sacks</b>	3.0 at Miami Dolphins, Oct 06, 2013 ...4 more at 3.0.	<b>Interceptions</b>	1 at Pittsburgh Steelers, Nov 06, 2011 ...6 more at 1.
<b>Passes Defensed</b>	3 at Cincinnati Bengals, Sep 13, 2018	<b>Interception Return Yards</b>	44 at Miami Dolphins, Oct 19, 2008
<b>Forced Fumbles</b>	3 vs. Indianapolis Colts, Dec 11, 2011	<b>Safeties</b>	1 vs. Atlanta Falcons, Oct 19, 2014
<b>Fumble Recoveries</b>	1 vs. Oakland Raiders, Nov 25, 2018 ...13 more at 1.		

## SINGLE-GAME HIGHS - POSTSEASON: DEFENSIVE

<b>Total Tackles</b>	10 at Denver Broncos, Jan 12, 2013	<b>Fumble Recoveries</b>	1 at New England Patriots, Jan 10, 2010 ...1 more at 1.
<b>Sacks</b>	3.0 at Pittsburgh Steelers, Jan 15, 2011	<b>Tackles For Loss</b>	2 at Pittsburgh Steelers, Jan 15, 2011 ...2 more at 2.
<b>Passes Defensed</b>	1 at Pittsburgh Steelers, Jan 03, 2015 ...2 more at 1.	<b>Interceptions</b>	1 at Pittsburgh Steelers, Jan 03, 2015
<b>Forced Fumbles</b>	1 at Denver Broncos, Jan 12, 2013 ...3 more at 1.	<b>Interception Return Yards</b>	3 at Pittsburgh Steelers, Jan 03, 2015

## ARIZONA AND DAYLIGHT SAVING TIME


Every year people across the country turn their clocks ahead in the spring and back in the fall, except in Arizona.

Although Arizona stays on standard time throughout the year, never changing its clock forward or back, the time change, or lack thereof, does affect the Cardinals local kickoff times during the season.

In 2019, daylight saving time was observed on the second Sunday in March (March 10) and ends on the first Sunday in November (November 3). When daylight saving time is in effect, Arizona is three hours behind the east coast, making a 4:00 p.m. kickoff in New York a 1:00 p.m. kickoff in Arizona.

However, when daylight saving time ends, Arizona is only two hours behind the east coast, making a 4:00 p.m. kickoff in New York a 2:00 p.m. kickoff in Arizona.

In 1967 the Uniform Time Act was instituted, putting the entire country on daylight saving time. After one year, states could opt out, and Arizona went back to standard time and stayed there. Residents and lawmakers of Arizona knew there was an abundance of sunshine and did not see the need to move their clocks ahead in order to save any. The only other state that does not observe Daylight Saving Time is Hawaii.





# D.J. SWEARINGER

**36 | SAFETY | 5-10 | 205**

**COLLEGE:** South Carolina

**HOW ACQUIRED:** WV-18 (Was)

**YEARS NFL/CARDINALS:** 6/3

**HOMETOWN:** Greenwood, SC

**DOB:** September 1, 1991

## NOTE CARDS

- Played in 20 games (13 starts) for the Cardinals from 2015-16 and had a breakout season with Arizona in 2016 when he appeared in all 16 games (12 starts) and totaled 63 tackles, three INTs, 2.0 sacks, eight passes defended, four tackles for loss, two QB hits and two special teams tackles.
- Among NFL safeties, only Tennessee's Kevin Byard (12) has more INTs than Swearinger (11) over the last three seasons (2016-18). Swearinger and Chicago's Ha Ha Clinton-Dix are the only safeties in the NFL with at least three INTs in each of the past three seasons.
- Has 11 INTs and 28 passes defended in the last three seasons to go along with 3.5 sacks and seven tackles for loss.

### PRO CAREER:

Entered the NFL as a second-round (57th overall) selection by Houston in the 2013 NFL Draft. Released on 5/11/15 and claimed off waivers by Tampa Bay on 5/12/15. Released by the Buccaneers on 11/17/15. Signed to Cardinals practice squad on 12/1/15 and promoted to active roster on 12/8/15. Signed a one-year contract as a restricted free agent on 4/18/16. Signed a three-year contract with Washington as an unrestricted free agent on 3/10/17. Waived by the Redskins on 12/24/18 and claimed off waivers by the Cardinals on 12/25/18.

**2018:** Started all 15 games in which he played for the Redskins, totaling 53 tackles and matching career highs with two sacks, four INTs, 10 passes defended and three forced fumbles ... picked off two Andrew Luck passes, which Washington converted into two scoring drives, for his second-career multi-INT game vs. Ind (9/16) ... strip-sacked Cam Newton and collected a season-high seven tackles vs. Car (10/14) ... forced and recovered a Dak Prescott fumble near midfield and had four tackles vs. Dal (10/21) ... posted five tackles, had a season-high three passes defended and intercepted two Eli Manning passes, the first intended for Odell Beckham Jr. at the Redskins nine-yard line @ NYG (10/28); marked his third-career multi-INT performance and second in six games ... recorded his second sack and third forced fumble of the season vs. Hou (11/18), matching career highs in each category ... waived by Washington on 12/24 and claimed by Arizona on 12/25 ... inactive for the Cardinals regular season finale @ Sea (12/30).

**2017:** Named a defensive captain in his first season with Washington ... started all 16 games for the first time in his career and set career highs in total tackles (79), solo tackles (61), passes defended (10) and INTs (four) ... had five solo tackles and a pass defended in his Redskins debut vs. Phi (9/10) ... recorded five solo tackles and a half-sack @ KC (10/2) ... registered six tackles (three solo) and a pass defended vs. SF (10/15) ... had three tackles and two passes defended @ SEA (11/5); picked off an attempted two-point conversion and nearly returned it for a score, completing laterals to and from Josh Norman before being tackled at the Seattle 16-yard line ... posted five tackles, a career-high two INTs and two passes defended vs. Min (11/12); marked the first multi-INT game of his career ... tallied six tackles, an INT and a pass defended at NO (11/19); intercepted a pass in back-to-back games for the first time in his career ... had four tackles (three solo) in a Thanksgiving night win vs. NYG (11/23) ... set career highs in total tackles (11) and solo tackles

(nine) and had his first forced fumble of the season @ NYG (12/31).

**2016:** Played in every game and started the final 12, recording 63 tackles, three INTs, eight passes defended and two sacks ... added four tackles for loss, two QB hits and two special teams tackles ... picked off Jameis Winston on the final play of the game vs. TB (9/18) ... collected three tackles on defense and two on special teams @ Buf (9/25) ... had seven tackles, a sack and a pass defended @ SF (10/6) ... recorded four solo tackles, an INT off Ryan Fitzpatrick in the end zone late in the third quarter and two passes defended vs. NYJ (10/17) ... had a season-high seven solo tackles @ Car (10/30) ... intercepted a Matt Ryan pass in the second quarter to help set up a FG before halftime @ Atl (11/27); tied season best with seven solo tackles, one for loss and two passes defended ... notched three tackles, including one for loss vs. NO (12/18) ... recorded six tackles and a pass defended @ Sea (12/24) ... had a 13-yard sack of Jared Goff in the fourth quarter @ LA (1/1/17); added five solo tackles, including one for loss.

**2015:** Played in 11 games with the Buccaneers and Cardinals, finishing the season with 19 tackles, two fumble recoveries, one forced fumble and a pass defended ... had 11 tackles, one fumble recovery and a special teams tackle in seven games with Tampa Bay before being released on 11/17 ... signed to Cardinals practice squad on 12/1 and elevated to active roster on 12/8 ... played in last four games and both playoff contests ... made Cardinals debut vs. Min (12/10) ... started as part of nickel defense and had three solo tackles and a pass defended @ Phi (12/20); recovered a fumble in the third quarter that led to a TD on the ensuing possession ... forced a James Starks fumble on the first play of the third quarter that helped set up a Cardinals TD two plays later vs. GB (12/27) ... recorded three tackles vs. Sea (1/3/16) ... played on special teams in both playoff games.

**2014:** Played 16 games (12 starts) and collected 73 tackles, two INTs, six passes defended, one sack, three forced fumbles and a fumble recovery ... recorded his first career sack in the season opener vs. Was (9/7), taking down Robert Griffin III for an eight-yard loss; added eight tackles and a forced fumble ... had a forced fumble and a fumble recovery @ Oak (9/14) ... registered his third forced fumble in the first four games vs. Buf (9/28) ... notched his first INT of the season @ Ten (10/26) and returned it 25 yards to set up a FG ... matched season high with eight tackles vs. Phi (11/2) ... collected second INT that led to a TD on



# PLAYERS

the ensuing possession @ Jax (12/7).

**2013:** Played all 16 games and started the final 10 as a rookie, finishing with 67 tackles, one INT, four passes defended, a forced fumble and four special teams tackles ... had a tackle on defense and special teams in his NFL debut @ SD (9/9) ... collected five tackles in his first career start @ KC (10/20) ... recorded his first career INT @ Ari (11/10) ... posted seven or more tackles in four of the last five games ... had a season-high 10 tackles and his first-career forced fumble in the season finale @ Ten (12/29).

## COLLEGE:

Started 33 of 52 games played and finished career with 244 tackles, 6.5 tackles for loss, 16 passes defended, six INTs (two returned for TDs), four forced fumbles and two fumble recoveries ... earned All-SEC honors as a senior after starting 12 games and

recorded 79 tackles, two INTs (one TD return), two forced fumbles and a fumble recovery ... had career-high 80 tackles as a junior ... added three INTs, three passes defended and a forced fumble ... tallied 66 tackles, five passes defended, one INT that he returned for a TD and one forced fumble as a sophomore ... appeared in all 13 games and had 19 tackles as a freshman.

## PERSONAL:

Full name is Dayario Jamal Swearingner ... attended Greenwood (SC) High School where he played run-option QB, WR and safety ... earned second-team All-State honors as a senior with 904 yards and 12 TDs on the ground and 20 catches for 201 yards ... had 77 tackles, eight passes defended and two forced fumbles on defense ... in April of 2019, hosted the first-annual D.J. Swearingner Celebrity Charity Basketball Game in his home state of South Carolina with proceeds from the event benefitting the Boys & Girls Club of the Midlands ... majored in Retailing Business.

## SWEARINGER CAREER STATS

DATE TEAM	GP GS	TK	S	A	TACKLES					QBH	INTERCEPTIONS					FUMBLES			ST				
					TFL	YDS	SK	YDS			NO	YDS	LG	TD	PD	FF	FR	YDS	TK	S	A	FF	FR
2013 Texans	16 10	67	50	17	3	5	0.0	0.0		0	1	0	0	0	4	1	0	0	4	4	0	0	0
2014 Texans	16 12	73	51	22	3	10	1.0	8.0		3	2	31	25	0	6	3	1	0	0	0	0	0	0
2015 Buccaneers	7 0	11	8	3	0	0	0.0	0.0		0	0	0	0	0	0	0	1	12	1	1	0	0	0
Went from <b>Buccaneers</b> to <b>Cardinals</b> .																							
2015 Cardinals	4 1	8	6	2	0	0	0.0	0.0		0	0	0	0	0	1	1	1	0	0	0	0	0	0
<b>2015 TOTAL</b>	<b>11 1</b>	<b>19</b>	<b>14</b>	<b>5</b>	<b>0</b>	<b>0</b>	<b>0.0</b>	<b>0.0</b>		<b>0</b>	<b>0</b>	<b>0</b>	<b>0</b>	<b>0</b>	<b>1</b>	<b>1</b>	<b>2</b>	<b>12</b>	<b>1</b>	<b>1</b>	<b>0</b>	<b>0</b>	<b>0</b>
2016 Cardinals	16 12	63	58	5	5	24	2.0	13.0		3	3	13	12	0	8	0	0	0	2	2	0	0	0
2017 Redskins	16 16	79	61	18	2	6	0.5	2.5		1	4	32	31	0	10	1	0	0	0	0	0	0	0
2018 Redskins	15 15	53	42	11	0	0	1.0	6.0		1	4	33	22	0	10	3	1	0	0	0	0	0	0
Went from <b>Redskins</b> to <b>Cardinals</b> .																							
2018 Cardinals	0 0	0	0	0	0	0	0.0	0.0		0	0	0	0	0	0	0	0	0	0	0	0	0	0
<b>2018 TOTAL</b>	<b>15 15</b>	<b>53</b>	<b>42</b>	<b>11</b>	<b>0</b>	<b>0</b>	<b>1.0</b>	<b>6.0</b>		<b>1</b>	<b>4</b>	<b>33</b>	<b>22</b>	<b>0</b>	<b>10</b>	<b>3</b>	<b>1</b>	<b>0</b>	<b>0</b>	<b>0</b>	<b>0</b>	<b>0</b>	<b>0</b>
<b>NFL TOTALS</b>	<b>90 66</b>	<b>354</b>	<b>276</b>	<b>78</b>	<b>13</b>	<b>45</b>	<b>4.5</b>	<b>29.5</b>		<b>8</b>	<b>14</b>	<b>109</b>	<b>31</b>	<b>0</b>	<b>39</b>	<b>9</b>	<b>4</b>	<b>12</b>	<b>7</b>	<b>7</b>	<b>0</b>	<b>0</b>	<b>0</b>

## SWEARINGER POSTSEASON STATS

DATE TEAM	GP GS	TK	S	A	TACKLES					QBH	INTERCEPTIONS					FUMBLES			ST				
					TFL	YDS	SK	YDS			NO	YDS	LG	TD	PD	FF	FR	YDS	TK	S	A	FF	FR
2015 Cardinals	2 0	0	0	0	0	0	0.0	0.0		0	0	0	0	0	0	0	0	0	0	0	0	0	0
<b>NFL TOTALS</b>	<b>2 0</b>	<b>0</b>	<b>0</b>	<b>0</b>	<b>0</b>	<b>0</b>	<b>0.0</b>	<b>0.0</b>		<b>0</b>	<b>0</b>	<b>0</b>	<b>0</b>	<b>0</b>	<b>0</b>	<b>0</b>	<b>0</b>	<b>0</b>	<b>0</b>	<b>0</b>	<b>0</b>	<b>0</b>	<b>0</b>

## SINGLE-GAME HIGHS: DEFENSIVE

**Total Tackles** 11 at New York Giants, Dec 31, 2017  
**Sacks** 1.0 vs. Carolina Panthers, Oct 14, 2018  
 ...3 more at 1.0.  
**Passes Defended** 3 at New York Giants, Oct 28, 2018  
**Forced Fumbles** 1 vs. Houston Texans, Nov 18, 2018  
 ...8 more at 1.  
**Fumble Recoveries** 1 vs. Dallas Cowboys, Oct 21, 2018  
 ...3 more at 1.

**Tackles For Loss** 2 at Los Angeles Rams, Jan 01, 2017  
**Interceptions** 2 at New York Giants, Oct 28, 2018  
 ...2 more at 2.  
**Interception Return Yards** 32 vs. Minnesota Vikings, Nov 12, 2017  
**Special Teams Tackles** 2 at Buffalo Bills, Sep 25, 2016





# WILLIAM SWEET

**75 | OFFENSIVE LINEMAN | 6-6 | 313**

**COLLEGE:** North Carolina

**HOW ACQUIRED:** FA-19

**HOMETOWN:** Jacksonville, FL

◆ **ROOKIE** ◆

**DOB:** April 29, 1997


## COLLEGE CAREER:

Appeared in 26 games during his collegiate career ... started all 10 games in 2018 and led a Tar Heels unit that allowed just 10 sacks, the seventh fewest in the NCAA ... received UNC's Offensive Lineman of the Week award three times in 2018, helping the Tar Heels average 442.1 yards of total offense including 193.0 rushing yards per game ... in 2017, started three games, but was sidelined due to a season-ending knee injury ... in 2016, played in all 13 games and was on an offensive line that amassed 2,714 yards on the ground with three teammates rushing for over 400

yards in current Bears starting QB Mitch Trubisky (463), Cardinals RB T.J. Logan (675) and Panthers RB Elijah Hood (908).

## PERSONAL:

Attended First Coast (Jacksonville, FL) High School where he helped lead the team to a combined record of 56-5 during his four seasons ... a four-star offensive tackle, was ranked the No. 127 overall player in the country, the No. 18 player in Florida and the No. 12 offensive tackle by Scout.com ... majored in Communication Studies.



# J.R. SWEETZ

**64 | OFFENSIVE LINEMAN | 6-5 | 310**

**COLLEGE:** North Carolina State

**HOMETOWN:** Mooresville, NC

**HOW ACQUIRED:** UFA-19 (Sea)

**DOB:** April 8, 1989

**YEARS NFL/CARDINALS:** 8/1

## NOTECARDS

- Signed a two-year contract with the Cardinals on 3/15/19 as an unrestricted free agent.
- Entered the NFL with Seattle as a seventh-round selection (225th overall) in the 2012 NFL Draft and played 88 games (78 starts) with the Seahawks (2012-15, '18) and Buccaneers (2016-17).
- Blocked for 2,000-yard rushing teams in each of his five seasons in Seattle, including league-leading totals with 2,560 yards in 2018 and 2,762 yards (franchise record) in 2014.

## PRO CAREER:

Selected by the Seahawks in the seventh round (225th overall) of the 2012 NFL Draft. Signed a five-year contract with the Buccaneers on 3/10/16. Released by Tampa Bay on 6/29/18 and signed with Seattle on 8/1/18. Signed a two-year contract with the Cardinals on 3/15/19.

**2018:** Started 15 regular season games (13 at LG and two at RG) and a playoff contest for the NFL's top-ranked rushing attack (160.0 ypg) and sixth-ranked scoring offense (28.6 ppg) ... started at LG for a unit that rushed for 190 yards vs. LAR (10/7), marking the first time since 2012 the Seahawks had a 100-yard rusher in three consecutive games ... helped Seattle gain 273 rushing yards @ LAR (11/11), the sixth-highest single-game total in franchise history ... started at LG for an offense that posted 173 rushing yards vs. GB (11/15), establishing a new franchise record for the most consecutive games with at least 150 rushing yards (seven) ... helped pave the way for 210 rushing yards vs. KC (12/23), the team's third 200-yard performance of the season; suffered a foot injury in the first half against the Chiefs ... inactive (foot) vs. AZ (12/30) ... started at LG in the NFC Wild

Card game @ Dal (1/5/19).

**2017:** Started 14 games at RG before missing the final two weeks of the season with a leg injury ... started at RG for an offense that led the NFL with 345.8 passing yards per game from Weeks 3-7 while allowing just eight sacks during that stretch ... part of an offensive line that helped gain 434 yards of total offense, including 323 passing yards while allowing just one sack vs. NYG (10/1) ... blocked for Jameis Winston who completed 32-of-44 passes for 384 yards and three TDs while taking just one sack @ Buf (10/22) ... helped total a season-high 165 rushing yards @ GB (12/3) ... suffered a leg injury vs. Atl (12/18) and was placed on injured reserve on 12/20.

**2016:** Missed the season with a back injury ... placed on the Active/Physically Unable to Perform list on 7/26 and placed on Reserve/Physically Unable to Perform list on 8/30.

**2015:** Started 15 regular season games and both postseason contests at RG, helping the Seahawks rush for more than 100 yards in 14 consecutive games to open the season ... helped gain



200 rushing yards, including a 169-yard output by Thomas Rawls @ Cin (10/11) ... part of an offense line that helped record 508 yards of total offense – 253 passing and 255 rushing – while allowing just two sacks vs. SF (11/22); helped Rawls establish a rookie franchise record with 209 rushing yards ... part of a unit that gained 424 yards of total offense while not allowing a sack @ Bal (12/13) ... inactive (concussion) @ AZ (1/3/16).

**2014:** Started all 16 regular season games and all three postseason contests at RG for an offense that led the NFL with a franchise-record 2,762 rushing yards ... helped lead the way for 207 rushing yards, including a 110-yard performance by Marshawn Lynch vs. GB (9/4) ... part of an offensive line that gained 225 rushing yards @ Was (10/6) ... blocked for Russell Wilson who became the first player in NFL history to throw for 300 yards and rush for 100 yards in a game @ StL (10/19) ... played every snap for an offense that totaled a single-season franchise-record 350 rushing yards and tied a club mark with five rushing TDs vs. NYG (11/9) ... helped total 204 rushing yards @ KC (11/16), which established a team record for the most rushing yards in consecutive games (554) ... part of a unit that gained a team-record 596 yards of total offense, including 267 on the ground while allowing just one sack @ AZ (12/21) ... led the way for Lynch to gain a Seahawks postseason-record 157 yards vs. GB (1/18/15) ... made his second Super Bowl appearance in as many years in Super Bowl XLIX vs. NE (2/1/15).

**2013:** Started 15 regular season games and all three playoff contests at RG for the Super Bowl XLVIII champions ... blocked for Wilson, who threw for 320 yards and one TD on 25-of-33 passing @ Car (9/8) ... part of an offensive line that led the way for 172 yards on 47 carries vs. SF (9/15) ... helped the offense total 479 yards, including 156 yards on the ground vs. Jax (9/22) ... helped lead the way for a season-high 218 rushing yards on 34 carries @ Ind (10/6) ... part of a unit that gained a season-high 490 yards of total offense, including 211 rushing yards while allowing just one sack @ Atl (11/10) ... inactive (concussion) vs.

AZ (12/22) ... blocked for Lynch, who rushed for 140 yards vs. NO (1/11/14) and 109 yards vs. SF (1/19/14) ... started at RG for a unit that totaled 135 rushing yards while not allowing a sack in the Super Bowl XLVIII victory vs. Den (2/2/14).

**2012:** Played 13 regular season games (three starts) and started both postseason contests, splitting time at RG for the NFL's fourth-rank rushing attack (161.2 ypg) ... started at RG in his NFL debut, helping gain 115 rushing yards @ AZ (9/9) ... split reps at RG for a unit that totaled 182 rushing yards vs. Dal (9/16) ... inactive @ SF (10/18), @ Mia (11/25) and @ Chi (12/2) ... rotated at RG for an offense that gained 493 yards, including 284 yards on the ground vs. AZ (12/9) ... part of a group that rushed for 270 yards and led Wilson to three rushing TDs @ Buf (12/16), a single-game franchise record by a QB ... started at RG for a unit that gained 176 rushing yards and allowed just one sack vs. SF (12/23) ... started at RG and helped total 153 yards on 30 carries vs. StL (12/30) ... started his postseason debut and blocked for a unit that gained 224 rushing yards, including a 132-yard output by Lynch in the NFC Wild Card game @ Was (1/6/13) ... started at RG and helped gain 491 yards of total offense in the Divisional Playoff @ Atl (1/13/13).

#### COLLEGE:

Played 35 games (20 starts) as a defensive lineman (2007-11), totaling 86 tackles, 22 tackles for loss, 11.0 sacks, three passes defended, two forced fumbles and two fumble recoveries ... voted a team captain as a senior in 2011 ... named All-ACC honorable mention as a junior in 2010 ... redshirted as a true freshman.

#### PERSONAL:

Full name is Justin Ross Sweezy ... attended Mooresville (NC) High School where he was a PrepStar all-region LB ... totaled more than 300 tackles and 20 tackles for loss during his final two seasons ... won the Class 3A heavyweight wrestling state championship ... majored in Sport Management.

#### SWEETZ CAREER STATS:

GP/GS (Career): 88/78; 2018 (SEA): 15/15; 2017 (TB): 14/14; 2015 (SEA): 15/15; 2014 (SEA): 16/16; 2013 (SEA): 15/15; 2012 (SEA): 13/3

#### SWEETZ POSTSEASON STATS:

GP/GS (Career): 11/11; 2018 (SEA): 1/1; 2015 (SEA): 2/2; 2014 (SEA): 3/3; 2013 (SEA): 3/3; 2012 (SEA): 2/2



# PITA TAUMOEPEAU

## 57 | LINEBACKER | 6-1 | 245

**COLLEGE:** Utah

**HOW ACQUIRED:** WV-19 (49ers)

**YEARS NFL/CARDINALS:** 3/1

**HOMETOWN:** Provo, UT

**DOB:** March 9, 1994

#### PRO CAREER:

Entered the NFL with San Francisco as a sixth-round (202nd overall) selection in the 2017 NFL Draft. Released on 9/1/18 and signed to the 49ers practice squad on 9/2/18. Elevated to San Francisco's active roster on 12/5/18. Released on 5/28/19 and claimed off waivers by the Cardinals on 5/29/19

**2018:** Played four games and had one tackle on defense and

two tackles on special teams after being elevated to the active roster on 12/5 ... had a tackle on defense and special teams in his season debut vs. Den (12/9) ... tackled Tyler Lockett after a three-year kickoff return to open OT vs. Sea (12/16).

**2017:** Saw action on special teams in two games ... played 16 special teams snaps in his NFL debut @ Ind (10/8) ... also saw action @ Was (10/15).



**COLLEGE:**

Totaled 73 tackles, 25.5 tackles for loss, 21.5 sacks (fifth most in program history), four forced fumbles and a fumble recovery in 46 games ... earned honorable mention All-Pac-12 recognition with 41 tackles, 12 tackles for loss, nine sacks (tied for fourth in the conference), three forced fumbles and a fumble recovery in 13 games (six starts) as a senior in 2016 ... played 13 games and had six sacks and a forced fumble as a junior in 2015 ... collected 5.5 sacks in 13 games as a sophomore in 2014.

**PERSONAL:**

Name pronounced 'PEET-uh' 'TAO-moy-PEH-new' ... played football for one season (2012) at Timpview (Provo, UT) High School where he earned first-team All-State and USA Today All-Utah Football Team accolades with 68 tackles and 25 sacks (tied for third highest in state history) ... helped lead the Thunderbirds to the 4A state championship ... also participated in track and field ... grew up with his mother's family in Tongatapu, the main island in the Tongan archipelago about 3,000 miles east of Australia ... played rugby while growing up in Tonga ... moved with his aunt to Utah at age 17 ... earned degrees in Economics and Sociology in three years.

**TAUMOEPEU CAREER STATS**

DATE TEAM	GP	GS	TACKLES								INTERCEPTIONS					FUMBLES			ST				
			TK	S	A	TFL	YDS	SK	YDS	QBH	NO	YDS	LG	TD	PD	FF	FR	YDS	TK	S	A	FF	FR
2017 49ers	2	0	0	0	0	0	0	0.0	0.0	0	0	0	0	0	0	0	0	0	0	0	0	0	0
2018 49ers	4	0	1	1	0	0	0	0.0	0.0	0	0	0	0	0	0	0	0	0	2	2	0	0	0
<b>NFL TOTALS</b>	<b>6</b>	<b>0</b>	<b>1</b>	<b>1</b>	<b>0</b>	<b>0</b>	<b>0</b>	<b>0.0</b>	<b>0.0</b>	<b>0</b>	<b>0</b>	<b>0</b>	<b>0</b>	<b>0</b>	<b>0</b>	<b>0</b>	<b>0</b>	<b>0</b>	<b>2</b>	<b>2</b>	<b>0</b>	<b>0</b>	<b>0</b>

**SINGLE-GAME HIGHS: DEFENSIVE**

**Total Tackles** 1 vs. Denver Broncos, Dec 09, 2018

**Special Teams Tackles** 1 vs. Seattle Seahawks, Dec 16, 2018  
...1 more at 1.



# DEIONTE THOMPSON

## 35 | SAFETY | 6-1 | 195

**COLLEGE:** Alabama

**HOMETOWN:** Orange, TX

**DOB:** February 11, 1997

**ROUND 5**  
**139th Overall**

**NOTE CARDS**

- Selected by the Cardinals in the fifth round (139th overall) of the 2019 NFL Draft out of Alabama.
- Earned consensus first-team All-American honors in his final season with the Crimson Tide as a junior in 2018 after starting all 15 games and recorded 79 tackles, 3.5 tackles for loss, two INTs, eight passes defended, four forced fumbles and a fumble recovery. His four forced fumbles tied for the ninth-best total in the FBS in '18.

**COLLEGE CAREER:**

In three seasons at Alabama, appeared in 43 games (17 starts) and totaled 113 tackles, 4.5 tackles for loss, three INTs, 10 passes defended, four forced fumbles and a fumble recovery.

**2018:** Started all 15 games as a junior ... named a consensus first-team All-America honoree after earning accolades from the Associated Press, The Sporting News and the AFCA ... also received first-team All-America recognition by Sports Illustrated ... earned All-SEC first-team honors from the conference coaches and second-team recognition by the Associated Press ... forced a team-high four fumbles to tie for second all-time on the school's single-season list ... ranked second with 79 tackles, including a team-high 48 solo stops ... added 3.5 tackles for loss, six passes defended, two INTs (65 return yards) and one fumble recovery ... named a semifinalist for the Bednarik Award, presented annually to the nation's top defensive player ... selected as a midseason

All-American by The Sporting News and ESPN.com while earning midseason first-team All-America accolades from the Associated Press ... named one of the coaching staff's defensive players of the week for his play against Louisville, Arkansas State, Ole Miss and Arkansas.

**2017:** Played all 14 games as a sophomore (two starts) and recorded 25 tackles, one tackle for loss, a pass breakup and one INT which he returned 21 yards ... named one of the coaching staff's special teams players of the week for his performances against Tennessee and Mississippi State ... selected as a defensive player of the week against Mercer ... started first career game at safety against Clemson in the Sugar Bowl and had four tackles ... started for a second consecutive game in the Crimson Tide's National Championship matchup against Georgia, finishing with three tackles and a pass defended.





# PLAYERS

**2016:** Played in 14 games as a redshirt freshman ... tied for the team lead with eight tackles on kickoff coverage as part of his nine total stops on the season.

**2015:** Redshirted as a true freshman.

## PERSONAL:

Attended West Orange (TX) Stark High School where he developed into one of the top safety prospects in the nation ... participated in the Under Armour All-America Game and Nike's 'The Opening' ... a consensus four-star prospect, he was a two-way impact player ... had five INTs with 120 return yards and two TDs as a senior ... at receiver, caught 37 passes for 692 yards and four more scores ... honorable mention All-State as a junior ... finished his prep career with 15 INTs.

## THOMPSON COLLEGE STATS

Year	GP/GS	Solo	Tackles		Ttl	Sacks		Int	Yds	Interceptions			PD	FR	FF
			Asst			Sk	Yds			Lg	TD				
2016	14/0	4	5		9	0.0	0	0	0	0	0	0	0	0	0
2017	14/2	18	7		25	0.0	0	1	21	21	0	2	0	0	0
2018	15/15	48	31		79	0.0	0	2	65	40	0	8	1	1	4
<b>Total</b>	<b>43/17</b>	<b>70</b>	<b>43</b>		<b>113</b>	<b>0.0</b>	<b>0</b>	<b>3</b>	<b>86</b>	<b>40</b>	<b>0</b>	<b>10</b>	<b>1</b>	<b>1</b>	<b>4</b>



# JALEN THOMPSON

**38 | DEFENSIVE BACK | 6-0 | 190**

**COLLEGE:** Washington State

**HOMETOWN:** Downey, CA

**DOB:** July 18, 1998

**HOW ACQUIRED:** SD5-19

◆ **ROOKIE** ◆

## COLLEGE CAREER:

Totaled 191 tackles, 11.5 tackles for loss, six INTs, 23 passes defended, two forced fumbles and five fumble recoveries in 39 games (all starts) in three seasons (2016-18) at Washington State.

**2018:** Earned All-Pac-12 Conference honorable mention and named to the Bednarik Award Watch List ... started all 13 games for the third consecutive season and totaled 67 tackles, three tackles for loss, two INTs, a career-high 10 passes defended, a forced fumble and a fumble recovery.

**2017:** Received first-team (AP) and second-team (coaches) All-Pac-12 Conference accolades ... registered career highs with 73 tackles (team high), 5.5 tackles for loss, four INTs and three fumble recoveries in 13 games (all starts) ... tied for third in the Pac-12 with four INTs and tied for the conference lead with three fumble recoveries.

**2016:** Named a True Freshman All-American by ESPN.com and received honorable mention Freshman All-American recognition by Campus Insiders ... started all 13 games and posted 51 tackles, three tackles for loss, a team-high seven passes defended, a forced fumble and a fumble recovery ... enrolled in January and participated in spring practices.

## PERSONAL:

Played football at Downey (CA) High School (2014-15) and La Serna (Whittier, CA) High School (2012-13) ... earned All-CIF Southern Section, All-San Gabriel Valley League and Long Beach Press-Telegram All-Area Dream Team honors after intercepting five passes and averaging 20.2 yards per catch as a senior for the Vikings ... garnered All-CIF and All-League accolades after recording 57 tackles and one INT as a junior in 2014 ... also caught 22 passes for 450 yards and four TDs ... received All-San Gabriel Valley League honorable mention and helped LSHS to a 11-3 record and a CIF Championship as a sophomore in 2013.

## THOMPSON COLLEGE STATS

Year	GP/GS	Solo	Tackles		Ttl	Sacks		Int	Yds	Interceptions			PD	FR	FF
			Asst			Sk	Yds			Lg	TD				
2016	13/13	35	16		51	0.0	0	0	0	0	0	7	1	1	1
2017	13/13	46	27		73	0.0	0	4	0	0	0	6	0	0	3
2018	13/13	41	26		67	0.0	0	2	0	0	0	10	1	1	1
<b>Total</b>	<b>39/39</b>	<b>122</b>	<b>69</b>		<b>191</b>	<b>0.0</b>	<b>0</b>	<b>6</b>	<b>0</b>	<b>0</b>	<b>0</b>	<b>23</b>	<b>2</b>	<b>2</b>	<b>5</b>



# EZEKIEL TURNER

**47 | LINEBACKER | 6-2 | 214**

**COLLEGE:** Washington

**HOMETOWN:** Pasadena, MD

**HOW ACQUIRED:** FA-18

**DOB:** June 9, 1996

**YEARS NFL/CARDINALS:** 2/2

## NOTE CARDS

- Originally signed by the Cardinals as a rookie free agent out of Washington in 2018, Turner appeared in all 16 games (one start) in his debut season. He was one of four rookies who appeared in every for Arizona in '18, joining C Mason Cole, RB Chase Edmonds and LB Dennis Gardeck.
- Led the NFL with 13 solo special teams tackles in 2018 and finished the year with 22 total special teams tackles.
- Named to the PFWA All-Rookie team as a special teamer and also earned Special Teams Player of the Month for September by ProFootballFocus.com.

### PRO CAREER:

Signed by Arizona as a rookie free agent on 4/30/18, went on to appear in all 16 games (one start) and was named to the PFWA All-Rookie team as a special teamer.

**2018:** Played all 16 games (one start), had a team-high 22 special teams tackles and led the NFL with 13 solo special teams tackles, according to league statistics ... named to the PFWA All-Rookie team as a special teamer ... had a special teams tackle in his NFL debut vs. Was (9/9) ... registered a season-high four special teams tackles @ LAR (9/16) ... tackled Tyler Lockett on three of his four punt returns vs. Sea (9/30); named Special Teams Player of the Month (September) by ProFootballFocus.com ... tackled Trent Taylor at the 49ers 19-yard line after a three-yard punt return @ SF (10/7) ... had two tackles on punt coverage @ Min (10/14) ... collected three special teams tackles vs. Oak (11/18) ... matched a game-high with three special teams tackles @ LAC (11/25) ... recorded his first-career defensive tackle and posted two on special teams @ GB (12/2) ... made his first career start at LB and finished the game with two special teams tackles vs. Det (12/9); stopped Quandre Diggs at the Lions

17-yard line for a four-yard return following a 57-yard punt.

### COLLEGE:

Played 38 games and recorded 100 tackles, 3.5 tackles for loss, two INTs, a forced fumble and four passes defended ... named the Huskies Special Teams Player of the Week four different times in his career ... as a senior in 2017, had 55 tackles, an INT and two passes defended while playing all 13 games ... selected as the co-winner of the Special Teams MVP award following the 2016 season after collecting 23 tackles (18 solo), 2.5 tackles for loss and one forced fumble ... in 2014, spent his freshman season at Pierce Junior College in Los Angeles ... played seven games and collected 35 tackles, a fumble recovery and an INT ... ranked the No. 4 junior college safety recruit in the country by ESPN.

### PERSONAL:

Attended Glen Burnie (MD) High School where he was named to the PrepStar All-Atlantic Region team and earned 2013 Big School All-State honorable mention honors as a senior ... also played basketball at Glen Burnie.

## TURNER CAREER STATS


DATE TEAM	GP	GS	TACKLES								INTERCEPTIONS					FUMBLES			ST				
			TK	S	A	TFL	YDS	SK	YDS	QBH	NO	YDS	LG	TD	PD	FF	FR	YDS	TK	S	A	FF	FR
2018 Cardinals	16	1	1	1	0	0	0	0.0	0.0	0	0	0	0	0	0	0	0	0	22	16	6	0	0
<b>NFL TOTALS</b>	<b>16</b>	<b>1</b>	<b>1</b>	<b>1</b>	<b>0</b>	<b>0</b>	<b>0</b>	<b>0.0</b>	<b>0.0</b>	<b>0</b>	<b>0</b>	<b>0</b>	<b>0</b>	<b>0</b>	<b>0</b>	<b>0</b>	<b>0</b>	<b>0</b>	<b>22</b>	<b>16</b>	<b>6</b>	<b>0</b>	<b>0</b>

### SINGLE-GAME HIGHS: DEFENSIVE

**Total Tackles** 1 at Green Bay Packers, Dec 02, 2018

**Special Teams Tackles** 4 at Los Angeles Rams, Sep 16, 2018



**XAVIER TURNER****44 | RUNNING BACK | 5-10 | 226****COLLEGE:** Tarleton State**HOW ACQUIRED:** FA-19**HOMETOWN:** North Richland Hills, TX◆ **ROOKIE** ◆**DOB:** December 24, 1994**COLLEGE CAREER:**

Played 25 games in two seasons (2017-18) at Tarleton State after transferring from Navarro (Corsicana, TX) College, where he played in 18 games over two seasons (2015-16) ... rushed for 3,352 yards and 37 TDs during his college career ... collected 2,234 yards and scored 33 TDs on 377 rushing attempts in 25 games at Tarleton State ... as a senior in 2018, rushed for 1,469 yards and 22 TDs on 228 carries (6.4-yard average) for the Texans, earning Offensive Back of the Year and first-team All-Lone Star Conference recognition ... as a junior in 2017, named to the All-LSC Second-Team and Commissioner's Honor Roll as well as being named the Offensive MVP after leading the team in rushing yards (765), and TDs (12) and posting three 100-yard rushing performances ...

became the second player in school history to have a passing, rushing, and receiving TD in the same game after collecting 237 all-purpose yards (including a season-high 92 receiving yards) at Midwestern State (11/4/17) ... in two seasons at Navarro College, totaled 1,118 rushing yards (18 games) with the Bulldogs.

**PERSONAL:**

Attended Birdville (North Richland Hills, TX) High School and was named District MVP and first-team all-district as a senior after rushing for 2,987 yards and 55 TDs in his final prep season in 2014 ... totaled 5,289 yards and 88 rushing TDs during his three varsity seasons (2012-14) ... has a son, Ayden ... majored in Kinesiology at Tarleton State.

**NFL CELEBRATES ITS 100TH YEAR IN 2019**

The NFL is celebrating its 100th season in 2019. As the United States' oldest professional football franchise still in existence, the Cardinals hold a unique place in league history.

The Cardinals were founded in 1898 as the Morgan Athletic Club, predating the formation of the NFL by over 20 years. By the time the NFL was founded in 1920 as the American Professional Football Association (APFA), the team was known as the Chicago Cardinals when it became one of the 14 charter members of the upstart league after paying a \$100 franchise fee. Today, the Cardinals and Chicago Bears remain the only two charter members of the NFL still in existence.

In 1933, Hall of Fame owner Charles W. Bidwill, Sr., then a vice president of the Bears, purchased the Cardinals. After divesting himself of his Bears' holdings, that began a period of family ownership that continues today with current owner **William V. Bidwill** and team president **Michael Bidwill**.

In 2019, the Cardinals will join the NFL in celebrating 100 years of play with a year-long series of "NFL 100" events, initiatives and programs celebrating fans, players and communities.

"For nearly 100 years, the NFL has been part of the fabric of America, unifying communities and bringing fans together to support their favorite teams and players," said NFL Commissioner **Roger Goodell**. "We have the greatest fans in the world and we will join them in celebrating what this incredible game means to each of us."

The historic and unprecedented celebration is a salute to the millions of fans who love the game; highlighting the unifying nature of football and its positive impact in communities; bringing together generations of past, present and future players; and looking ahead to the NFL's next 100 years. For an up-to-date listing of events and initiatives surrounding the celebration of the league's 100th year, please visit [www.nfl.com/100/](http://www.nfl.com/100/).

**100 Footballs Hidden Throughout Arizona Celebrate 100 Seasons Of The NFL**

To celebrate "NFL 100" the Cardinals participated in a fan-centered "Surprise and Delight" campaign that involved 100 customized NFL footballs hidden in various locations across the state of Arizona for fans to find. Among the 100 balls were three exclusive golden footballs that earned fans the chance to win Cardinals season tickets for the 2019 season.

**Cardinals vs. Bears and Cardinals vs. Packers - The NFL's Two Oldest Rivalries**

Having met twice during the NFL's inaugural season in 1920, the Cardinals and Bears hold the oldest rivalry in league history. The Cardinals and Packers – who joined the league in 1921 – represents the NFL's second-oldest rivalry. The Packers were formed in 1919 by Earl (Curly) Lambeau and George Calhoun but did not gain entry into the APFA until 1921.

- The Cardinals and Bears have faced each other 90 times during the regular season, dating back to 1920.
- The first-ever meeting between the Cardinals and Bears – then known as the Chicago Cardinals and Decatur Staleys – occurred at Normal Park in Chicago on November 28th, 1920, exactly 72 days after the league was conceived as the APFA during a meeting in Canton, OH. In that game, the Cardinals defeated the Staleys 7-6 at Normal Park.

• Having been lured to the Cardinals by owner Chris O'Brien shortly after the team joined the APFA with a then-unheard of \$3,000-a-year contract, future Hall of Fame HB John "Paddy" Driscoll scored on the game's only TD in the Cardinals first meeting against the Bears.

• The first meeting between the Cardinals and Packers (a 3-3 tie) occurred on November 20, 1921 at Normal Park in Chicago. The following week (November 27, 1921), the Packers and Bears met for the first time when the Staleys defeated the visitor from Green Bay 20-0.



1920 Chicago Cardinals





# VINCENT VALENTINE

**96 | DEFENSIVE LINEMAN | 6-3 | 331**

**COLLEGE:** Nebraska

**HOMETOWN:** Edwardsville, IL

**HOW ACQUIRED:** FA-18

**DOB:** February 23, 1994

**YEARS NFL/CARDINALS:** 3/2

## PRO CAREER:

Selected by New England in the third round (96th overall) of the 2016 NFL Draft. Released on 9/1/18 and signed to New England's practice squad on 9/2/18. Released on 10/8/18 and signed to the Cardinals practice squad on 10/31/18. Released on 11/27/18 and signed to the Seahawks practice squad on 12/4/18. Signed with Arizona from Seattle's practice squad on 12/11/18.

**2018:** Posted one tackle in three games after signing with Arizona from Seattle's practice squad in Week 15 ... made his Cardinals debut @ Atl (12/16) ... had one tackle @ Sea (12/30).

**2017:** Inactive for the first two games of the season for the Patriots before being placed on injured reserve (knee) on 9/22.

**2016:** Played 13 games (two starts) and recorded 19 tackles and a sack ... appeared in all three playoff games ... had a career-high three tackles and his first-career sack in his NFL debut @ AZ (9/11) ... had one tackle in his postseason debut in

the Divisional Playoff game vs. Hou (1/14/17).

## COLLEGE:

Played in 36 games (24 starts) and had 76 tackles, seven sacks, one forced fumble and two passes defended in three seasons (2013-15) ... had 10 tackles and three sacks in 10 games (seven starts) as a junior in 2015 ... totaled 45 tackles, three sacks, one forced fumble and two passes defended in 13 games (11 starts) as a sophomore in 2014 ... played all 13 games (six starts) and had 21 tackles and a sack as a redshirt freshman in 2013, earning Honorable-Mention Big Ten All-Freshman Team honors.

## PERSONAL:

Prepped at Edwardsville (IL) High School where he was named second-team All-State by the Chicago Tribune, first-team Class 7A All-State by the Illinois High School Coaches Association and first-team All-Southwest Conference with 35 tackles, 11 tackles for loss and three sacks as a senior in 2011 ... had 33 tackles, two sacks, two forced fumbles and a fumble recovery as a junior in 2010 ... majored in Journalism.

## VALENTINE CAREER STATS

DATE TEAM	GP GS	TK	S	A	TACKLES					QBH	INTERCEPTIONS					FUMBLES		
					TFL	YDS	SK	YDS			NO	YDS	LG	TD	PD	FF	FR	YDS
2016 Patriots	13 2	19	11	8	2	7	1.0	3.0		2	0	0	0	0	0	0	0	0
2017 Patriots	0 0	0	0	0	0	0	0.0	0.0		0	0	0	0	0	0	0	0	0
2018 Cardinals	3 0	1	0	1	0	0	0.0	0.0		0	0	0	0	0	0	0	0	0
<b>NFL TOTALS</b>	<b>16 2</b>	<b>20</b>	<b>11</b>	<b>9</b>	<b>2</b>	<b>7</b>	<b>1.0</b>	<b>3.0</b>		<b>2</b>	<b>0</b>	<b>0</b>	<b>0</b>	<b>0</b>	<b>0</b>	<b>0</b>	<b>0</b>	<b>0</b>

## VALENTINE POSTSEASON STATS


DATE TEAM	GP GS	TK	S	A	TACKLES					QBH	INTERCEPTIONS					FUMBLES		
					TFL	YDS	SK	YDS			NO	YDS	LG	TD	PD	FF	FR	YDS
2016 Patriots	3 0	2	2	0	1	3	0.0	0.0		0	0	0	0	0	0	0	0	0
2017 Patriots	0 0	0	0	0	0	0	0.0	0.0		0	0	0	0	0	0	0	0	0
<b>NFL TOTALS</b>	<b>3 0</b>	<b>2</b>	<b>2</b>	<b>0</b>	<b>1</b>	<b>3</b>	<b>0.0</b>	<b>0.0</b>		<b>0</b>	<b>0</b>	<b>0</b>	<b>0</b>	<b>0</b>	<b>0</b>	<b>0</b>	<b>0</b>	<b>0</b>

## SINGLE-GAME HIGHS: DEFENSIVE

**Total Tackles** 3 vs. New York Jets, Dec 24, 2016  
...2 more at 3.

**Sacks** 1.0 at Arizona Cardinals, Sep 11, 2016

**Tackles For Loss** 1 at San Francisco 49ers, Nov 20, 2016  
...1 more at 1.

**TANNER VALLEJO****48 | LINEBACKER | 6-1 | 230****COLLEGE:** Boise State**HOMETOWN:** Penn Valley, CA**HOW ACQUIRED:** WV-19 (Cle)**DOB:** December 16, 1994**YEARS NFL/CARDINALS:** 3/1**PRO CAREER:**

Entered the NFL as a sixth-round (195th overall) selection by Buffalo in the 2017 NFL Draft. Released on 9/1/18 and claimed off waivers by the Browns on 9/2/18. Placed on injured reserve (hamstring) on 12/28/18. Released on 2/4/19 and claimed off waivers by the Cardinals on 2/5/19.

**2018:** Totaled 20 tackles on defense and seven tackles on special teams in 13 games (one start) for Cleveland ... inactive vs. LAC (10/14) and vs. Cin (12/23) ... tallied a career-high seven tackles, including one for loss vs. KC (11/4) ... posted six tackles vs. Atl (11/11) ... had four tackles and forced a fumble on punt coverage @ Hou (12/2) ... recorded one tackle in his first-career start @ Den (12/15) ... placed on injured reserve (hamstring) on 12/28.

**2017:** Played 15 games and collected five special teams tackles ... inactive in the season-opener vs. NYJ (9/10) ... had a special teams tackle vs. NO (11/12) ... made his postseason debut and tackled Dede Westbrook after at two-yard punt return at the Jaguars 14-yard line in the AFC Wild Card game @ Jax

(1/7/18).

**COLLEGE:**

Three-time All-Mountain West honoree and played 42 games in four years (2013-16) ... turned in his best collegiate season and received second-team All-Mountain West accolades with 100 tackles as a sophomore in 2014 ... named Fiesta Bowl Defensive MVP in Boise State's win over #10 Arizona, leading the Broncos with 14 tackles and 1.5 sacks.

**PERSONAL:**

Last name pronounced 'vuh-LAY-ho' ... two-sports letterman (football and baseball) at Nevada Union (Grass Valley, CA) High School ... two-time (2011-12) Sierra Foothill League Defensive MVP ... second-team all-state, first-team All-SFL, first-team All-Sac-Joaquin Section, all-metro and MaxPreps All-American with 129 tackles, 2.0 sacks, an INT, three forced fumbles and three fumble recoveries as a senior ... had 158 tackles, 2.0 sacks, an INT, six forced fumbles and one fumble recovery as a junior ... served as a volunteer firefighter with his father and older brothers during the 2017 California wildfires ... worked 24-hour shifts to aid the Lake Tahoe region during the fires.

**VALLEJO CAREER STATS**

DATE TEAM	GP	GS	TK	TACKLES							INTERCEPTIONS					FUMBLES			ST				
				S	A	TFL	YDS	SK	YDS	QBH	NO	YDS	LG	TD	PD	FF	FR	YDS	TK	S	A	FF	FR
2017 Bills	15	0	0	0	0	0	0	0.0	0.0	0	0	0	0	0	0	0	0	0	5	3	2	0	0
2018 Browns	13	1	20	13	7	1	2	0.0	0.0	0	0	0	0	0	0	0	0	0	7	6	1	1	0
<b>NFL TOTALS</b>	<b>28</b>	<b>1</b>	<b>20</b>	<b>13</b>	<b>7</b>	<b>1</b>	<b>2</b>	<b>0.0</b>	<b>0.0</b>	<b>0</b>	<b>0</b>	<b>0</b>	<b>0</b>	<b>0</b>	<b>0</b>	<b>0</b>	<b>0</b>	<b>0</b>	<b>12</b>	<b>9</b>	<b>3</b>	<b>1</b>	<b>0</b>

**VALLEJO POSTSEASON STATS**

DATE TEAM	GP	GS	TK	TACKLES							INTERCEPTIONS					FUMBLES			ST				
				S	A	TFL	YDS	SK	YDS	QBH	NO	YDS	LG	TD	PD	FF	FR	YDS	TK	S	A	FF	FR
2017 Bills	1	0	0	0	0	0	0	0.0	0.0	0	0	0	0	0	0	0	0	0	1	1	0	0	0
<b>NFL TOTALS</b>	<b>1</b>	<b>0</b>	<b>0</b>	<b>0</b>	<b>0</b>	<b>0</b>	<b>0</b>	<b>0.0</b>	<b>0.0</b>	<b>0</b>	<b>0</b>	<b>0</b>	<b>0</b>	<b>0</b>	<b>0</b>	<b>0</b>	<b>0</b>	<b>0</b>	<b>1</b>	<b>1</b>	<b>0</b>	<b>0</b>	<b>0</b>

**SINGLE-GAME HIGHS: DEFENSIVE****Total Tackles** 7 vs. Kansas City Chiefs, Nov 04, 2018**Special Teams Tackles**

2 at Pittsburgh Steelers, Oct 28, 2018

**Tackles For Loss** 1 vs. Kansas City Chiefs, Nov 04, 2018

...1 more at 2.

**Special Teams Forced Fumbles** 1 at Houston Texans, Dec 02, 2018**SINGLE-GAME HIGHS - POSTSEASON: DEFENSIVE****Special Teams Tackles**

1 at Jacksonville Jaguars, Jan 07, 2018



# JEREMY VUJNOVICH

**68 | OFFENSIVE LINEMAN | 6-5 | 300**

**COLLEGE:** Louisiana College

**HOMETOWN:** Belle Chasse, LA

**HOW ACQUIRED:** WV-18 (Ind)

**DOB:** October 12, 1990

**YEARS NFL/CARDINALS:** 4/2

## PRO CAREER:

Signed with the Packers as an undrafted rookie free agent on 1/7/14. Released on 8/30/14 and signed to Green Bay's practice squad on 9/1/14. Re-signed with the Packers on 1/20/15. Released on 9/5/15 and signed to Green Bay's practice squad on 9/7/15. Re-signed with the Packers on 1/18/16. Released on 5/9/16 and signed with Indianapolis on 5/12/16. Released on 9/3/16 and signed to the Colts practice squad on 9/4/16. Elevated to the Colts active roster on 10/1/16. Released on 10/13/16 and signed to the Colts practice squad on 10/15/16. Elevated to the Colts active roster on 12/15/16. Released on 9/1/18 and claimed off waivers by the Cardinals on 9/2/18. Signed a one-year contract on 4/8/19 as an exclusive rights free agent.

**2018:** Played five games (two starts) for an offensive line that featured 10 different starting combinations ... one of seven Cardinals offensive linemen to suffer a season-ending injury after being placed on injured reserve (hamstring) on 11/29 ... inactive for five games and DNP for one other ... made his Cardinals debut on special teams vs. Chi (9/23) ... subbed at LG for an injured Mike Iupati @ Min (10/14) ... inactive (hamstring) vs. SF (10/28) ... started at LG and played every offensive snap for an injured Iupati (back), helping David Johnson rush for 98 yards and a TD on 21 carries @ KC (11/11) ... started at RG and played every offensive snap @ LAC (11/25).

**2017:** Started all 16 games at LG for an offense that averaged 103.8 rushing yards per game ... made first-career start @ LAR (9/10) ... helped the Colts gain 447 total net yards of offense,

including 159 on the ground vs. SF (10/8) ... blocked for an offense that rushed for 141 yards on 26 carries (5.4-yard avg.) @ Jax (12/3) ... part of an offense that ran the ball 46 times for 163 yards @ Buf (12/10).

**2016:** Opened the season on the Colts practice squad and was elevated to the active roster on 10/1 ... made his NFL debut on special teams @ Jax (10/2) ... promoted to the active roster again on 12/15 after returning to the practice squad ... saw action on offense @ Min (12/18).

## COLLEGE:

Played 29 games (28 starts) in four seasons ... earned first-team All-American Southwest Conference and second-team All-Louisiana honors after starting all 10 games as a senior in 2013 ... blocked for RB Ryan Morris, who totaled 1,110 yards and 13 TDs on 224 carries in 2012 ... started at LT in all nine games he played in for an offense that gained more than 500 yards in six different contests, earning first-team All-American Southwest Conference as a junior in 2011 ... named to the All-American Southwest Conference honorable mention team after starting nine games at as a sophomore in 2010 ... played one game as a true freshman.

## PERSONAL:

Last name pronounced 'VIEW-nuh-vitch' ... two-sport letterman (football and basketball) at Belle Chasse (LA) High School where he helped lead the Cardinals to the 2008 Class 4A state championship ... earned All-State, all-metro and all-district honors as a senior ... majored in Criminal Justice.

## VUJNOVICH CAREER STATS:

**GP/GS (Career):** 23/18; **2018 (AZ):** 5/2; **2017 (IND):** 16/16; **2016 (IND):** 2/0





# JOE WALKER

**59 | LINEBACKER | 6-2 | 236**

**COLLEGE:** Oregon

**HOW ACQUIRED:** FA-18

**YEARS NFL/CARDINALS:** 4/2

**HOMETOWN:** Palos Verdes, CA

**DOB:** December 11, 1992

## PRO CAREER:

Selected by Philadelphia in the seventh round (251st overall) of the 2016 NFL Draft. Released by the Eagles on 9/2/18 and was signed to the team's practice squad on 9/4/18. Signed by the Cardinals off the Eagles practice squad on 9/19/18.

**2018:** Had a career-high eight special teams tackles in a career-high 14 games after signing with the Cardinals off the Eagles practice squad in Week 3 ... had a special teams tackle in his Cardinals debut vs. Chi (9/23) ... tackled Trent Taylor for no gain on punt coverage 10-yard line @ SF (10/7) ... had a special teams tackle on punt coverage vs. SF (10/28) ... tackled Quandre Diggs at the Lions 17-yard line for a four-yard return following a 57-yard punt vs. Det (12/9) ... tackled Tyler Lockett at the Seahawks 16-yard line after a 15-yard kickoff return @ Sea (12/16).

**2017:** Played 12 games (three starts) and totaled 10 tackles (six solo), one pass defended and two special teams tackles ... made his NFL debut on special teams in the season-opener @ Was (9/10) ... saw his first-career action on defense and had one tackle vs. NYG (9/24) ... notched two tackles @ Car (10/12), vs. Den (11/5) and @ Dal (11/19) ... made his first-career start and

had a career-high three tackles and his first-career pass defended vs. SF (10/29) ... inactive (neck) @ Sea (12/3), @ LAR (12/10) and vs. Oak (12/25) and was placed on injured reserve on 12/29.

**2016:** Suffered a season-ending knee injury in a preseason game @ Pit (8/18) and was placed on injured reserve on 8/28.

## COLLEGE:

Three-year starter totaled 205 tackles, 17 tackles for loss and five sacks in 40 career games (21 starts) ... led the Ducks with 87 tackles and two fumble recoveries (one returned for a TD) in 12 games (all starts) as a senior in 2015 ... earned honorable mention all-conference recognition and the Dudley Clarke Memorial Award as the team's most improved player after collecting 81 tackles and returning a fumble recovery 100 yards for a TD as a junior in 2014 ... transferred to Oregon after one year at L.A. Harbor College where he had 102 tackles, 12 tackles for loss, one fumble recovery and an INT in 2012.

## PERSONAL:

Two-time All-Bay League standout at Palos Verdes (CA) High School, where he led the Sea Kings in tackles and played fullback as a senior ... majored in General Social Science.

## WALKER CAREER STATS

DATE TEAM	GP	GS	TACKLES								INTERCEPTIONS					FUMBLES			ST				
			TK	S	A	TFL	YDS	SK	YDS	QBH	NO	YDS	LG	TD	PD	FF	FR	YDS	TK	S	A	FF	FR
2016 Eagles	0	0	0	0	0	0	0	0.0	0.0	0	0	0	0	0	0	0	0	0	0	0	0	0	
2017 Eagles	12	3	10	6	4	0	0	0.0	0.0	0	0	0	0	1	0	0	0	2	2	0	0	0	
2018 Cardinals	14	0	0	0	0	0	0	0.0	0.0	0	0	0	0	0	0	0	0	8	7	1	0	0	
NFL TOTALS	26	3	10	6	4	0	0	0.0	0.0	0	0	0	0	1	0	0	0	10	9	1	0	0	

## WALKER POSTSEASON STATS

DATE TEAM	GP	GS	TACKLES								INTERCEPTIONS					FUMBLES			ST				
			TK	S	A	TFL	YDS	SK	YDS	QBH	NO	YDS	LG	TD	PD	FF	FR	YDS	TK	S	A	FF	FR
2017 Eagles	0	0	0	0	0	0	0	0.0	0.0	0	0	0	0	0	0	0	0	0	0	0	0	0	
NFL TOTALS	0	0	0	0	0	0	0	0.0	0.0	0	0	0	0	0	0	0	0	0	0	0	0	0	

## SINGLE-GAME HIGHS: DEFENSIVE

**Total Tackles** 3 vs. San Francisco 49ers, Oct 29, 2017

**Passes Defended** 1 vs. San Francisco 49ers, Oct 29, 2017

**Special Teams Tackles** 1 at Seattle Seahawks, Dec 30, 2018

...7 more at 1.



# KEVIN WHITE

**18 | WIDE RECEIVER | 6-3 | 216**

**COLLEGE:** West Virginia

**HOMETOWN:** Plainville, NJ

**HOW ACQUIRED:** UFA-19 (Chi)

**DOB:** June 25, 1992

**YEARS NFL/CARDINALS:** 5/1

## PRO CAREER:

Selected by the Bears in the first round (seventh overall) of the 2015 NFL Draft. Signed a one-year contract with the Cardinals on 3/15/19.

**2018:** Played nine games, totaling four receptions for 92 yards (23.0 yard avg) ... had a career-high 64 receiving yards on two catches, including a career-long 54-yard Hail Mary completion on the final play of the game that was stopped just short of the goal line vs. NE (10/21) ... converted a third-and-six with a 22-yard reception @ Min (12/30) ... inactive for Games 8-10, 12-15 and the NFC Wild Card game vs. Phi (1/6/19).

**2017:** Started the season-opener and caught two passes for six yards before sustaining an injury vs. Atl (9/10) ... placed on injured reserve on 9/12.

**2016:** Led the team with 19 receptions for 187 yards through four games before being placed on injured reserve on 10/6 ... had 34 yards on three catches, including a 19-yarder on third-and-15 to extend the Bears final drive in a comeback attempt @ Hou (9/11) ... caught four passes for 36 yards and had a nine-yard

carry vs. Phi (9/19) ... notched a career-high six receptions for 62 yards @ Dal (9/25) ... matched his career high with six catches for 55 yards vs. Det (10/2).

**2015:** Spent his rookie campaign on the PUP list.

## COLLEGE:

Played 24 games (22 starts) in two seasons (2013-14) at West Virginia, totaling 144 receptions for 1,954 yards and 15 TDs ... earned All-America, first-team All-Big 12 and WVU offensive MVP honors with 109 catches for 1,447 yards and 10 TDs in 13 games as a senior in 2014 ... named a finalist for the Biletnikoff award, presented annually to the nation's top college football receiver, and was a semifinalist for the Maxwell Award, presented annually to the nation's college player of the year ... transferred from Lackawanna College where he had 36 catches for 535 yards six TDs in two years (2011-12).

## PERSONAL:

Attended Emmaus (PA) High School where he was an All-Lehigh Valley Athletic Conference selection at two positions (WR and DB) ... majored in Multidisciplinary Studies.

## WHITE CAREER STATS

DATE TEAM	GP GS	RECEIVING						RUSHING				
		NO.	YDS	AVG	LG	TD		NO.	YDS.	AVG.	LG	TD
2016 Bears	4 4	19	187	9.8	32	0		1	9	9.0	9	0
2017 Bears	1 1	2	6	3.0	6	0		0	0	0.0	0	0
2018 Bears	9 0	4	92	23.0	54	0		0	0	0.0	0	0
<b>NFL TOTALS</b>	<b>14 5</b>	<b>25</b>	<b>285</b>	<b>11.4</b>	<b>54</b>	<b>0</b>		<b>1</b>	<b>9</b>	<b>9.0</b>	<b>9</b>	<b>0</b>

## SINGLE-GAME HIGHS: RUSHING/RECEIVING

**Rush Attempts** 1 vs. Philadelphia Eagles, Sep 19, 2016  
**Rushing Yards** 9 vs. Philadelphia Eagles, Sep 19, 2016  
**Longest Runs** 9 vs. Philadelphia Eagles, Sep 19, 2016  
**Receptions** 6 vs. Detroit Lions, Oct 02, 2016  
 ...1 more at 6.

**Receiving Yards** 64 vs. New England Patriots, Oct 21, 2018  
**Longest Receptions** 54 vs. New England Patriots, Oct 21, 2018  
**All-purpose yards** 64 vs. New England Patriots, Oct 21, 2018

**BRANDON WILLIAMS****26 | CORNERBACK | 6-0 | 200****COLLEGE:** Texas A&M**HOMETOWN:** Brookshire, TX**HOW ACQUIRED:** D3-16**DOB:** September 9, 1992**YEARS NFL/CARDINALS:** 4/4**PRO CAREER:**

Arizona's third-round pick (92nd overall) in the 2016 NFL Draft, Williams appeared in 45 games during his first three seasons.

**2018:** Played all 16 games for the second consecutive season and totaled six tackles on special teams, three on defense and 192 yards on 10 kickoff returns ... returned two kickoffs for 55 yards (27.5-yard average) and made a tackle on the game's opening kickoff vs. Sea (9/30) ... returned three kickoffs for 60 yards and had a special teams tackle @ Min (10/14) ... set career highs with five kickoff returns for 77 yards vs. Den (10/18) ... registered a career-high two special teams tackles, including a tackle of Jaire Alexander after a one-yard punt return @ GB (12/2) ... subbed for an injured David Amerson and played 61 defensive snaps, notching one tackle and two passes defended @ Atl (12/16) ... had a season-high two tackles on 24 defensive snaps vs. LAR (12/23).

**2017:** Played on special teams in all 16 games, collecting a special teams tackle @ Det (9/10) and vs. SF (10/1).

**2016:** Played 13 games (three starts) and totaled 23 tackles, four passes defended and three special teams tackles ... started at CB in his NFL debut and had three solo tackles and one pass defended vs. NE (9/11) ... recorded one tackle, a pass defended and one special teams tackle @ Mia (12/11) ... posted six solo tackles and one pass defended vs. NO (12/18) ... started for an injured Marcus Cooper and had a season-high 10 tackles and one pass defended @ Sea (12/24).

**COLLEGE:**

Appeared in 38 games in three seasons (2013-15) at Texas A&M, the first two at RB before switching to CB before his senior year ... began his college career at Oklahoma in 2011 and sat out the 2012 season after transferring ... voted a team captain during preseason camp and went on to appear in 12 games for the Aggies as a senior in 2015 ... finished the year with 34 tackles, seven passes defended and a tackle for loss ... started six of 13 games as a junior and rushed for 379 yards and three TDs on 87 carries, while adding 65 yards on nine catches ... appeared in 12 games during his first season with the Aggies in 2013 and amassed 302 all-purpose yards (269 rushing, 17 receiving and 16 kick return) and two TDs ... scored a TD in the first game of his Aggie career on a 10-yard reception against Sam Houston State ... rushed for 219 yards on 46 carries while seeing action in eight games at Oklahoma.

**PERSONAL:**

A five-star recruit at Royal (Brookshire, TX) High School where he was named an Under Armour All-American, a PrepStar Dream Team selection and was ranked as the No. 3 running back nationally by Rivals.com and Scout.com ... rushed for 2,438 yards and 33 TDs as a senior in 2010 while racking up 144 receiving yards with two TDs and was named 2010 Texas 3A All-State ... as a junior in 2009, rushed for 1,815 yards and 14 TDs while totaling 38 receptions for 512 yards and four TDs ... ran the 40-yard dash in 4.37 seconds at the 2016 NFL Combine ... majored in Agricultural Leadership and Development ... named the Cardinals 2018 Salute to Service Award Nominee; father was a civilian contractor repairing motor vehicles throughout the Middle East, specifically Iraq and Afghanistan ... has two daughters, Serenity and Lila.

**WILLIAMS CAREER STATS**

DATE TEAM	GP	GS	TK	TACKLES							INTERCEPTIONS					FUMBLES			ST				
				S	A	TFL	YDS	SK	YDS	QBH	NO	YDS	LG	TD	PD	FF	FR	YDS	TK	S	A	FF	FR
2016 Cardinals	13	3	23	18	5	0	0	0.0	0.0	0	0	0	0	0	4	0	0	0	3	2	1	0	0
2017 Cardinals	16	0	0	0	0	0	0	0.0	0.0	0	0	0	0	0	0	0	0	0	2	0	2	0	0
2018 Cardinals	16	0	3	2	1	0	0	0.0	0.0	0	0	0	0	0	2	0	0	0	6	5	1	0	0
<b>NFL TOTALS</b>	<b>45</b>	<b>3</b>	<b>26</b>	<b>20</b>	<b>6</b>	<b>0</b>	<b>0</b>	<b>0.0</b>	<b>0.0</b>	<b>0</b>	<b>0</b>	<b>0</b>	<b>0</b>	<b>0</b>	<b>6</b>	<b>0</b>	<b>0</b>	<b>0</b>	<b>11</b>	<b>7</b>	<b>4</b>	<b>0</b>	<b>0</b>

**SINGLE-GAME HIGHS: DEFENSIVE****Total Tackles** 10 at Seattle Seahawks, Dec 24, 2016**Special Teams Tackles** 2 at Green Bay Packers, Dec 02, 2018**Passes Defended** 2 at Atlanta Falcons, Dec 16, 2018





# CHAD WILLIAMS

10 | WIDE RECEIVER | 6-2 | 204

**COLLEGE:** Grambling State

**HOMETOWN:** Baton Rouge, LA

**HOW ACQUIRED:** D3-17

**DOB:** October 19, 1994

**YEARS NFL/CARDINALS:** 3/3

## PRO CAREER:

Arizona's third round pick (98th overall) in the 2017 NFL Draft, Williams played 16 games (10 starts) in his first two seasons.

**2018:** Set career highs with 17 catches for 171 yards and a TD in 10 games (seven starts) ... inactive with injury for six games ... tied the game in the fourth quarter with his first-career TD reception vs. Chi (9/23); also made an acrobatic, 27-yard catch that was ruled a TD on the field but overturned after replay in the first quarter ... had two receptions for 21 yards, each coming on scoring drives vs. SF (10/28); caught a seven-yard pass to the 49ers eight-yard line with 58 seconds left in the game to help set up Arizona's go-ahead TD ... caught five passes for 51 yards, both career highs, and had a nine-yard carry on Arizona's second quarter TD drive @ Sea (12/30).

**2017:** Played six games (one start) and had three receptions for 31 yards and two carries for 33 yards ... secured a 15-yard reception in his NFL debut @ Ind (9/17) ... had an eight-yard catch on Arizona's fourth quarter scoring drive vs. Dal (9/25) ... posted a 33-yard run to open a Cardinals fourth-quarter scoring drive (Phil Dawson 32-yard FG) vs. Ten (12/10).

## COLLEGE:

Totaled 210 receptions for 3,062 yards and 28 TDs in 47 games (31 starts) ... recruited by former head coach and Super Bowl MVP

Doug Williams ... earned FCS All-American honors with 90 receptions for 1,337 yards and 11 TDs in 12 games (11 starts) as a senior in 2016 ... led the SWAC in receptions, receiving yards and TD receptions ... registered one of the biggest performances of his career with 13 receptions for 152 yards at Arizona ... helped lead Grambling to a victory over North Carolina Central in the Celebration Bowl ... played 12 games (10 starts) and led the Tigers in receptions (64), receiving yards (1,012) and receiving TDs (10), earning All-SWAC honors as a junior in 2015 ... only 1,000-yard receiver in the conference ... appeared in 12 games (10 starts) and totaled 45 receptions for 572 yards and five TDs as a sophomore ... added six rushing attempts for 25 yards and a TD ... played seven games and had 11 receptions for 141 yards and two TDs as a freshman in 2013.

## PERSONAL:

Attended Madison (Baton Rouge, LA) Preparatory Academy where he was part of school's first-ever football team ... a two-way standout at QB and safety ... first Madison Prep student-athlete to receive an athletic scholarship ... started on defense for his middle school's eighth grade team as a sixth grader ... as a high school basketball team MVP, led his team to the Class B state championship ... Class B state champion in the 400-meter and 800-meter relay in track ... posted a 35.5-inch vertical, posted 21 reps on the bench press and ran the 40-yard dash in 4.37 seconds at his pro day prior to the 2017 NFL Draft.

## WILLIAMS CAREER STATS

DATE TEAM	GP GS	RECEIVING					RUSHING				
		NO.	YDS	AVG	LG	TD	NO.	YDS.	AVG.	LG	TD
2017 Cardinals	6 1	3	31	10.3	15	0	2	33	16.5	33	0
2018 Cardinals	10 7	17	171	10.1	22t	1	1	9	9.0	9	0
<b>NFL TOTALS</b>	<b>16 8</b>	<b>20</b>	<b>202</b>	<b>10.1</b>	<b>22t</b>	<b>1</b>	<b>3</b>	<b>42</b>	<b>14.0</b>	<b>33</b>	<b>0</b>

## SINGLE-GAME HIGHS: RUSHING/RECEIVING

**Rush Attempts** 1 at Seattle Seahawks, Dec 30, 2018  
...2 more at 1.

**Rushing Yards** 33 vs. Tennessee Titans, Dec 10, 2017

**Longest Runs** 33 vs. Tennessee Titans, Dec 10, 2017

**Receptions** 5 at Seattle Seahawks, Dec 30, 2018

**Receiving Yards** 51 at Seattle Seahawks, Dec 30, 2018

**Longest Receptions** 22t vs. Seattle Seahawks, Sep 30, 2018

**Receiving TDs** 1 vs. Seattle Seahawks, Sep 30, 2018

**All-purpose yards** 60 at Seattle Seahawks, Dec 30, 2018

**Miscellaneous Tackles** 1 vs. Chicago Bears, Sep 23, 2018  
...1 more at 1.

**Most TDs** 1 vs. Seattle Seahawks, Sep 30, 2018



# MAXX WILLIAMS

87 | TIGHT END | 6-4 | 252

COLLEGE: Minnesota

HOMETOWN: Waconia, MN

HOW ACQUIRED: UFA-19 (Bal)

DOB: April 12, 1994

YEARS NFL/CARDINALS: 5/1

## PRO CAREER:

Originally selected by Baltimore in the second round (55th overall) of the 2015 NFL Draft. Signed a one-year contract with the Cardinals on 5/3/19.

**2018:** Played 13 regular season games (six starts) and started the Ravens postseason Wild Card contest ... had 16 receptions for 143 yards and a TD, helping Baltimore win the AFC North and produce a single-season team record 5,999 net yards of offense ... standout run blocker who helped the Ravens finish second in the NFL with 2,441 rushing yards (152.6 ypg), the second-highest single-season total in team history ... started the season-opener and caught three passes in a 47-3 victory vs. Buf (9/9) ... had a key block on Alex Collins first quarter TD run vs. Den (9/23) ... posted five catches for 51 yards @ Pit (9/30); Ravens totaled 451 net yards, its most ever in a road game at Pittsburgh ... inactive in games 8-10 ... connected with rookie QB Lamar Jackson for a 10-yard TD catch @ Kansas City (12/9) ... started in his postseason debut and had one reception for eight yards in the Ravens Wild Card matchup vs. LAC (1/6/19).

**2017:** Appeared in 11 games with a career-high eight starts and hauled in 15 receptions for 86 yards and a TD ... helped Ravens finish the season with the NFL's #9 ranked scoring offense (24.7 ppg) ... inactive (ankle) for games 3-5 and 7-8 ... had four receptions for 21 yards and his first-career rushing attempt (two yards) vs. Cle (9/17) ... caught the second TD of his career on a four-yard reception vs. Ind (12/23).

**2016:** Played on offense and special teams in each of the first four games of the season before being placed on injured reserve (knee) on 10/7.

**2015:** Appeared in 14 games (seven starts) and set franchise records for a rookie TE with 32 receptions and 268 receiving yards ... helped the Ravens finish with the NFL's #8 ranked passing attack ... finished with four receptions for 40 yards, including a 21-yard TD reception vs. Jax (11/15); marked his first-career TD

catch ... set career highs in receptions (six) and receiving yards (53) in the regular season finale @ Cin (1/3/16) ... totaled 13 receptions (for 100 yards) over his final three games, which were more than he had in the previous eight games (12 receptions) combined.

## COLLEGE:

Played 25 games (17 starts) in two seasons (2013-14), posting 61 receptions for 986 yards and 13 TDs (10th in school history) ... earned multiple first-team and second-team All-American, first-team All-Big Ten and Kwalick Clark Big Ten TE of the Year honors in 2014 ... received the College Football Performance Awards Tight End Trophy and was tabbed a John Mackey Award finalist after posting team highs in catches (36), receiving yards (569) and receiving TDs (eight) as a senior ... his 569 receiving yards and eight TDs that season set single-season school records by a TE ... declared for the NFL Draft following his redshirt sophomore season ... led the Gophers in receiving yards (417) and tied for the team lead in receptions (25) and receiving TDs (five) as a freshman in 2013 ... redshirted in 2012.

## PERSONAL:

Attended Waconia (MN) High School where he threw for 784 yards and eight TDs and rushed for 902 yards and 13 TDs on 120 carries as a senior QB in 2011 ... also had 80 tackles and two INTs on defense that year ... played in Semper Fidelis All-American Bowl as a punter following his senior year, but also saw action at tight end, catching a TD pass in the game ... earned All-State honors from the AP and Minnesota Vikings ... father, Brian, lettered at Minnesota from 1986-88 and was then drafted by and played for the New York Giants (O-line) from 1989-99 ... grandfather, Bob, was an All-American QB at Notre Dame who was selected #2 overall by the Bears in the 1951 draft and played three seasons (1951-52 and 1955) for Chicago; Bob was inducted into the College Football Hall of Fame in 1988 ... mother, Rochelle, played volleyball at Minnesota from 1984-87 and received the Big Ten Medal of Honor in 1988 ... uncle, Ron, played football for the Gophers and played two seasons of professional football for Barcelona in the World League of American Football.

## WILLIAMS CAREER STATS

DATE TEAM	GP GS	RECEIVING						RUSHING				
		NO.	YDS	AVG	LG	TD		NO.	YDS.	AVG.	LG	TD
2015 Ravens	14 7	32	268	8.4	28	1		0	0	0.0	0	0
2016 Ravens	4 0	0	0	0.0	0	0		0	0	0.0	0	0
2017 Ravens	11 8	15	86	5.7	17	1		2	6	3.0	4	0
2018 Ravens	13 6	16	143	8.9	25	1		3	8	2.7	7	0
<b>NFL TOTALS</b>	<b>42 21</b>	<b>63</b>	<b>497</b>	<b>7.9</b>	<b>28</b>	<b>3</b>		<b>5</b>	<b>14</b>	<b>2.8</b>	<b>7</b>	<b>0</b>



## WILLIAMS POSTSEASON STATS

DATE TEAM	GP GS	RECEIVING					RUSHING				
		NO.	YDS	AVG	LG	TD	NO.	YDS.	AVG.	LG	TD
2018 Ravens	1 1	1	8	8.0	8	0	0	0	0.0	0	0
<b>NFL TOTALS</b>	<b>1 1</b>	<b>1</b>	<b>8</b>	<b>8.0</b>	<b>8</b>	<b>0</b>	<b>0</b>	<b>0</b>	<b>0.0</b>	<b>0</b>	<b>0</b>

## SINGLE-GAME HIGHS: RUSHING/RECEIVING

**Rush Attempts** 1 vs. Cleveland Browns, Dec 30, 2018  
...4 more at 1.

**Rushing Yards** 7 at Cincinnati Bengals, Sep 13, 2018

**Longest Runs** 7 at Cincinnati Bengals, Sep 13, 2018

**Receptions** 6 at Cincinnati Bengals, Jan 03, 2016

**Receiving Yards** 53 at Cincinnati Bengals, Jan 03, 2016

**Longest Receptions** 28 vs. Cincinnati Bengals, Sep 27, 2015

**Receiving TDs** 1 at Kansas City Chiefs, Dec 09, 2018  
...2 more at 1.

**All-purpose yards** 53 at Cincinnati Bengals, Jan 03, 2016

**Kickoff Returns** 1 at Cleveland Browns, Nov 30, 2015

**Kickoff Return Yards** 6 at Cleveland Browns, Nov 30, 2015

**Longest Kickoff Return** 6 at Cleveland Browns, Nov 30, 2015

**Special Teams Tackles** 2 vs. Cleveland Browns, Dec 30, 2018

**Miscellaneous Tackles** 1 at Cleveland Browns, Oct 07, 2018  
...1 more at 1.

**Most TDs** 1 at Kansas City Chiefs, Dec 09, 2018  
...2 more at 1.

## SINGLE-GAME HIGHS - POSTSEASON: RUSHING/RECEIVING

**Receptions** 1 vs. Los Angeles Chargers, Jan 06, 2019

**Receiving Yards** 8 vs. Los Angeles Chargers, Jan 06, 2019

**Longest Receptions** 8 vs. Los Angeles Chargers, Jan 06, 2019

**All-purpose yards** 8 vs. Los Angeles Chargers, Jan 06, 2019

**Miscellaneous Tackles** 1 vs. Los Angeles Chargers, Jan 06, 2019



## CALEB WILSON

84 | TIGHT END | 6-4 | 240

COLLEGE: UCLA

HOMETOWN: Dallas, TX

DOB: July 15, 1996

ROUND 7

254th Overall



## NOTECARDS

- Selected by the Cardinals with the final pick in the seventh round (254th overall) of the 2019 NFL Draft, Wilson was the draft's Mr. Irrelevant, the title bestowed each year on the last pick of the draft. Arizona's selection of Wilson marked the fourth time the team had the final pick in the NFL Draft: 2015-TE Gerald Christian (256th overall); 2011-TE Tevita Ofahengau'e (246th overall); 1948-G Bill Fischer (300th overall).
- Led all TEs in the NCAA FBS in receiving yards (965) and receptions per game (5.0) in 2018.
- Wilson's father, Chris, was a two-time team captain as a defensive lineman at Oklahoma and was drafted by the Bears in 1992. He went into coaching in 1993 and spent the last three seasons (2016-18) as the Eagles defensive line coach. He previously completed a minority coaching internship with the Cardinals in 1997.

## COLLEGE CAREER:

In three seasons with the Bruins, appeared in 29 games and totaled 114 receptions for 1,675 yards and five TDs ... started the final 17 games he played at UCLA.

**2018:** Started all 12 games and led the team in receptions (60) and receiving yards (965), the highest totals ever by a UCLA TE ... named second-team All-American by the Sporting News and CBS Sports, first-team All-Pac-12 by the league coaches and Associated Press ... also earned honorable mention All-Pac-12 Academic team ... finished the regular season leading the nation's FBS TEs in receptions per game (5.0), receiving yards per game (80.4) and total receiving yards (965) ... tied for 10th among all Pac-12 receivers in receptions per game and was tied

for fifth among all league receivers with an 80.4 receiving yards per game average ... had three 100-yard receiving games (102 yards-Washington, 164-Arizona State, 184-Stanford) ... his 60 catches tied for 11th-best on the school's all-time list ... his 965 receiving yards rank 11th on that school list ... winner of the Ed 'Coach K' Kezirian Award for balance of outstanding athletics and academic achievement.

**2017:** Started all five games and totaled 38 catches for 490 yards ... sat out the remainder of the season due to injury ... caught a school-record 15 passes for 208 yards in the comeback win over Texas A&M ... had 11 receptions for 145 yards against Stanford ... caught his first career TD pass against Hawaii ... named to the Mid-Season All-America team by The Athletic.





# PLAYERS

**2016:** Saw action in all 12 games and on special teams in his first season at UCLA ... totaled 16 receptions for 220 yards, including 10 catches for 146 yards in the last three games ... had at least one catch in eight games and multiple catches in four contests.

**2015:** Redshirted as a reserve TE as a freshman walk-on at USC in 2015.


## PERSONAL:

Attended Serra (Gardena, CA) High School where he played QB

and TE as a senior in 2014 ... completed 47-of-82 pass attempts for 610 yards with a TD ... also ran for 96 yards on 15 carries (6.4 avg) with a TD, caught 18 passes for 310 yards with seven TDs and averaged 36.5 yards on 32 punts ... also played basketball ... previously played QB at North Oconee (Bogart, GA) High as a junior in 2013, but missed that season with an injury (he did play basketball), and at Starkville (MS) High School as a 2012 sophomore while earning All-State second team honors as he threw for 1,200 yards and 12 TDs in 5 games ... earned a spot on the Athletic Director's Honor Roll in Fall 2016, Fall 2017, Winter 2017, Spring 2017 and Spring 2018 quarters ... Sociology major.

## WILSON COLLEGE STATS

Year	GP/GS	No	Receiving		Lg	TD
			Yds	Avg		
2012	12/0	16	220	13.8	35	0
2013	5/5	38	490	12.9	31	1
2014	12/12	60	965	16.1	66t	4
<b>Total</b>	<b>29/17</b>	<b>114</b>	<b>1,675</b>	<b>14.7</b>	<b>66t</b>	<b>5</b>



## RYAN WINSLOW

**2 | PUNTER | 6-5 | 217**

**COLLEGE:** Pittsburgh

**HOMETOWN:** Maple Glen, PA

**HOW ACQUIRED:** FA-19

**DOB:** April 30, 1994

**YEARS NFL/CARDINALS:** 1/1

## PRO CAREER:

Originally signed with the Bears as an undrafted rookie free agent on 5/11/18. Released by Chicago following training camp on 9/2/18. Played with the San Diego Fleet of the Alliance of American Football (AAF) in 2019. Signed with the Cardinals on 5/2/19.

## COLLEGE:

Played in 51 games over four seasons (2014-17), punting 226 times for 9,513 yards (42.1-yard avg.) with 70 punts landed inside the 20 and just 22 touchbacks ... had 36 punts of 50+ yards and a long punt of 63 yards ... as a senior in 2017, named first-team All-ACC by the league's coaches and the AP after averaging a career-high and ACC-leading 44.5 yards per punt on 57 punts ... threw a 15-yard TD pass to Nathan Bossory off a fake field goal @ Virginia Tech on 11/18/17 ... recipient of the ACC's Weaver-James-Corrigan Postgraduate Award and named a semifinalist for the National Football Foundation William V. Campbell Trophy (presented to the nation's top Scholar-Athlete) ... as a junior in 2016, averaged 42.6 yards on 56 attempts and placed 12 kicks inside the 20-yard line ... as a sophomore in 2015, averaged 41.1 yards on 63 punts while placing 21 kicks inside the 20-yard line ... executed a fake punt @ Syracuse (10/24/15) when he completed a 12-yard pass to Matt Galambos,

extending a fourth-quarter drive that concluded with Chris Blewitt's game-winning 25-yard field goal as time expired ... seized the starting punting job as a freshman in 2014 and averaged 40.1 yards on 50 punts for the year.

## PERSONAL:

Attended La Salle College (Maple Glen, PA) High School where he was rated one of the country's top four punters by Scout ... named first-team All-EasternPAFootball.com Big School Team (Class AAAA-Class AAA) ... also earned Philadelphia Daily News All-City honors and was an All-Catholic League selection as a senior ... in addition to his punting duties, also served as a placekicker and kickoff specialist ... averaged 42.3 yards per punt as a senior and scored 72 points as a placekicker, converting six FGs and 54-of-57 PATs ... helped the Explorers to consecutive 12-2 seasons and a pair of trips to PIAA Class AAAA semi-finals as a junior and senior ... father, George, was the first punter ever to earn a scholarship at Wisconsin and went on to punt in the NFL for the Cleveland Browns (1987) and New Orleans Saints (1989) ... mother, Teresa, played field hockey and lacrosse for Ursinus College and is a member of the school's Athletic Hall of Fame ... a member of the National Honor Society at La Salle, was a Finance major at Pitt who was twice named to the All-ACC Academic Team and was also named to the National Football Foundation & College Hall of Fame's prestigious Hampshire Honor Society.



**2018 SEASON  
IN REVIEW**



## 2018 FINAL STATISTICS

9/9/2018	L	6-24	Washington Redskins
9/16/2018	L	0-34	at Los Angeles Rams
9/23/2018	L	14-16	Chicago Bears
9/30/2018	L	17-20	Seattle Seahawks
10/7/2018	W	28-18	at San Francisco 49ers
10/14/2018	L	17-27	at Minnesota Vikings
10/18/2018	L	10-45	Denver Broncos
10/28/2018	W	18-15	San Francisco 49ers
11/11/2018	L	14-26	at Kansas City Chiefs
11/18/2018	L	21-23	Oakland Raiders
11/25/2018	L	10-45	at Los Angeles Chargers
12/2/2018	W	20-17	at Green Bay Packers
12/9/2018	L	3-17	Detroit Lions
12/16/2018	L	14-40	at Atlanta Falcons
12/23/2018	L	9-31	Los Angeles Rams
12/30/2018	L	24-27	at Seattle Seahawks

## TEAM

	Arizona	Opponent
<b>Total First Downs</b> .....	<b>239</b>	<b>357</b>
Rushing	76	139
Passing	137	186
Penalty	26	32
3rd Down: Made/Att	58/199	78/205
3rd Down Pct.	29.1%	38.0%
4th Down: Made/Att	6/16	8/13
4th Down Pct.	37.5%	61.5%
<b>Possession Avg.</b> .....	<b>26:33</b>	<b>33:27</b>
<b>Total Net Yards</b> .....	<b>3865</b>	<b>5741</b>
Avg. Per Game	241.6	358.8
Total Plays	902	1065
Avg. Per Play	4.3	5.4
<b>Net Yards Rushing</b> .....	<b>1342</b>	<b>2479</b>
Avg. Per Game	83.9	154.9
Total Rushes	355	510
<b>Net Yards Passing</b> .....	<b>2523</b>	<b>3262</b>
Avg. Per Game	157.7	203.9
Sacked/Yards Lost	52/361	49/333
Gross Yards	2884	3595
Attempts/Completions	495/283	506/342
Completion Pct.	57.2%	67.6%
Had Intercepted	18	7
<b>Punts/Average</b> .....	<b>94/48.6</b>	<b>80/45.5</b>
<b>Net Punting Avg.</b> .....	<b>42.6</b>	<b>39.3</b>
<b>Penalties/Yards</b> .....	<b>101/786</b>	<b>100/790</b>
<b>Fumbles/Ball Lost</b> .....	<b>23/10</b>	<b>20/9</b>
<b>Touchdowns</b> .....	<b>27</b>	<b>50</b>
Rushing	9	25
Passing	15	21
Returns	3	4

## SCORE BY PERIODS

	Q1	Q2	Q3	Q4	OT	Pts
Team	71	50	32	72	0	225
Opponents	87	158	100	80	0	425

## PASSING

	Att	Cmp	Yds	Cmp%	Yds/Att	TD	TD%	Int	Int%	Long	Sack/Lost	Rating
J.Rosen	393	217	2278	55.2%	5.8	11	2.8%	14	3.6%	75t	45/320	66.7
S.Bradford	80	50	400	62.5%	5.0	2	2.5%	4	5.0%	35t	6/33	62.5
M.Glennon	21	15	174	71.4%	8.3	1	4.8%	0	0.0%	26	1/8	112.0
L.Fitzgerald	1	1	32	100.0%	32.0	1	100.0%	0	0.0%	32t	0/0	158.3
<b>Team</b>	<b>495</b>	<b>283</b>	<b>2884</b>	<b>57.2%</b>	<b>5.8</b>	<b>15</b>	<b>3.0%</b>	<b>18</b>	<b>3.6%</b>	<b>75t</b>	<b>52/361</b>	<b>69.0</b>
<b>Opponents</b>	<b>506</b>	<b>342</b>	<b>3595</b>	<b>67.6%</b>	<b>7.1</b>	<b>21</b>	<b>4.2%</b>	<b>7</b>	<b>1.4%</b>	<b>64t</b>	<b>49/333</b>	<b>96.1</b>

## SCORING

	TD	Ru	Pa	Rt	PAT	FG	2Pt	Pts
D.Johnson	10	7	3	0	0/0	0/0	1	62
L.Fitzgerald	6	0	6	0	0/0	0/0	1	38
P.Dawson	0	0	0	0	15/15	5/8	0	30
Z.Gonzalez	0	0	0	0	5/6	7/9	0	26
C.Kirk	3	0	3	0	0/0	0/0	0	18
C.Edmonds	2	2	0	0	0/0	0/0	0	12
T.Sherfield	1	0	1	0	0/0	0/0	0	6
B.Baker	1	0	0	1	0/0	0/0	0	6
C.Williams	1	0	1	0	0/0	0/0	0	6
D.Gardeck	1	0	0	1	0/0	0/0	0	6
J.Bynes	1	0	0	1	0/0	0/0	0	6
R.Seals-Jones	1	0	1	0	0/0	0/0	0	6
M.McCrane	0	0	0	0	3/3	0/0	0	3
<b>Team</b>	<b>27</b>	<b>9</b>	<b>15</b>	<b>3</b>	<b>23/24</b>	<b>12/17</b>	<b>2</b>	<b>225</b>
<b>Opponents</b>	<b>50</b>	<b>25</b>	<b>21</b>	<b>4</b>	<b>42/42</b>	<b>25/31</b>	<b>3</b>	<b>425</b>

## RUSHING

	No.	Yds	Avg	Long	TD
D.Johnson	258	940	3.6	53	7
C.Edmonds	60	208	3.5	29	2
J.Rosen	23	138	6.0	33	0
C.Kirk	3	35	11.7	23	0
C.Williams	1	9	9.0	9	0
S.Bradford	2	7	3.5	8	0
D.Coleman	2	3	1.5	2	0
T.Logan	2	2	1.0	5	0
J.Nelson	4	0	0.0	8	0
<b>Team</b>	<b>355</b>	<b>1342</b>	<b>3.8</b>	<b>53</b>	<b>9</b>
<b>Opponents</b>	<b>510</b>	<b>2479</b>	<b>4.9</b>	<b>65</b>	<b>25</b>

## RECEIVING

	No.	Yds	Avg	Long	TD
L.Fitzgerald	69	734	10.6	37	6
D.Johnson	50	446	8.9	40	3
C.Kirk	43	590	13.7	75t	3
R.Seals-Jones	34	343	10.1	40	1
C.Edmonds	20	103	5.2	13	0
T.Sherfield	19	210	11.1	21	1
C.Williams	17	171	10.1	22t	1
J.Gresham	9	94	10.4	26	0
J.Nelson	7	64	9.1	17	0
T.Logan	7	37	5.3	17	0
J.Phillips	3	38	12.7	24	0
J.Tolliver	3	37	12.3	15	0
D.Coleman	2	17	8.5	12	0
<b>Team</b>	<b>283</b>	<b>2884</b>	<b>10.2</b>	<b>75t</b>	<b>15</b>
<b>Opponents</b>	<b>342</b>	<b>3595</b>	<b>10.5</b>	<b>64t</b>	<b>21</b>

## INTERCEPTIONS

	No.	Yds	Avg	Long	TD
T.Boston	3	9	3.0	9	0
P.Peterson	2	0	0.0	0	0
D.Amerson	1	25	25.0	25	0
B.Benwikere	1	21	21.0	21	0
<b>Team</b>	<b>7</b>	<b>55</b>	<b>7.9</b>	<b>25</b>	<b>0</b>
<b>Opponents</b>	<b>18</b>	<b>298</b>	<b>16.6</b>	<b>67t</b>	<b>4</b>





## PUNTING

	No	Yds	Avg	Net	TB	In	Lg	B
A.Lee	94	4568	48.6	42.6	7	32	64	0
<b>Team</b>	<b>94</b>	<b>4568</b>	<b>48.6</b>	<b>42.6</b>	<b>7</b>	<b>32</b>	<b>64</b>	<b>0</b>
<b>Opponents</b>	<b>80</b>	<b>3638</b>	<b>45.5</b>	<b>39.3</b>	<b>10</b>	<b>29</b>	<b>65</b>	<b>1</b>

## PUNT RETURNS

	Ret	FC	Yds	Avg	Long	TD
C.Kirk	21	17	164	7.8	44	0
P.Peterson	9	4	64	7.1	16	0
P.Cooper	6	0	67	11.2	45	0
<b>Team</b>	<b>36</b>	<b>21</b>	<b>295</b>	<b>8.2</b>	<b>45</b>	<b>0</b>
<b>Opponents</b>	<b>44</b>	<b>24</b>	<b>420</b>	<b>9.5</b>	<b>60</b>	<b>0</b>

## KICKOFF RETURNS

	No.	Yds	Avg	Long	TD
T.Logan	12	296	24.7	36	0
B.Williams	10	192	19.2	29	0
C.Edmonds	3	48	16.0	18	0
<b>Team</b>	<b>25</b>	<b>536</b>	<b>21.4</b>	<b>36</b>	<b>0</b>
<b>Opponents</b>	<b>27</b>	<b>583</b>	<b>21.6</b>	<b>40</b>	<b>0</b>

## FIELD GOALS

	1-19	20-29	30-39	40-49	50+
Z.Gonzalez	0/0	1/1	2/2	2/2	2/4
P.Dawson	0/0	2/2	2/2	1/3	0/1
<b>Team</b>	<b>0/0</b>	<b>3/3</b>	<b>4/4</b>	<b>3/5</b>	<b>2/5</b>
<b>Opponents</b>	<b>0/0</b>	<b>7/7</b>	<b>7/8</b>	<b>10/13</b>	<b>1/3</b>

**Fumbles Lost:** J.Rosen 5, D.Johnson 2, S.Bradford 2, J.Gresham 1  
**Total:** 10

**Opponent Fumble Recoveries:** B.Baker 2, C.Peters 1, P.Peterson 1, J.Bynes 1, C.Jones 1, B.Mayowa 1, T.Boston 1, D.Bucannon 1  
**Total:** 9

**2-Pt. Conversions:** Team 2/3, **Opponents:** 3/8

## SACKS:

C.Jones 13.0, R.Gunter 4.5, R.Nkemdiche 4.5, H.Reddick 4.0, B.Mayowa 4.0, Z.Moore 3.5, A.Bethea 3.0, M.Golden 2.5, C.Peters 2.5, J.Bynes 2.0, B.Baker 2.0, D.Bucannon 1.0, C.Malveaux 1.0, P.Peterson 1.0, B.Benwikere 0.5  
**Team:** 49.0, **Opponents:** 52.0

## 2018 INDIVIDUAL MILESTONES

### WR Larry Fitzgerald

- Ended the 2018 season with 1,303 career receptions, passing Hall of Fame WR Jerry Rice (1,281 with SF) for most receptions in NFL history with a single team. Also finished the season with 16,279 career receiving yards, passing Hall of Fame WR Terrell Owens (15,934) for second place on the NFL's all-time list for career receiving yards. In the season finale at Seattle, appeared in his 234th career game with Arizona, tying K Jim Bakken for the most games played in franchise history.

### CB Patrick Peterson

- Selected to his eighth consecutive Pro Bowl (7th as a CB), joining Hall of Famers Jim Brown and Barry Sanders as the only players in NFL history to be chosen to eight Pro Bowls before their 29th birthday.

### DE Chandler Jones

- Recorded 13.0 sacks in 2018. Combined with his 11.0 sacks in 2016 and NFL-high 17.0 sacks in 2017, he became the first player in franchise history with 10+ sacks in three consecutive seasons. Leads the NFL with 41.0 sacks since joining the Cardinals in 2016.

### P Andy Lee

- Led the NFL and established a franchise single-season record with a 48.6-yard punting average in 2018. Lee led the NFL in punting average for the second time in his career (2011) and he has now finished in the top-10 in punting average in 12 of his 15 NFL seasons. He has established a Cardinals single-season record for punting average in each of his first two years with Arizona: 47.3 in 2017 and 48.6 in 2018.

### RB David Johnson

- Scored 10 TDs (7 rushing, 3 receiving) in 2018, marking the third time in his career he has reached double-digit TDs in a season (13 in 2015; 20 in 2016). Joins WR Larry Fitzgerald (5) as the only players in team history with 10+ TDs in at least three seasons.

### S Antoine Bethea

- During his 13th NFL season, Bethea recorded a team-high 133 tackles in 2018. It marked his 10th season with 100+ tackles and his 133 stops in '18 represent the third-highest single-season total of his career (139 in 2011; 135 in 2016).

### QB Josh Rosen

- Rallied the Cardinals from 12 points down in the fourth quarter vs. San Francisco in Week 8, becoming the youngest QB in the Super Bowl era to win a game after leading his team back from a double-digit deficit in the fourth quarter.

### S Budda Baker

- Appeared in 14 games (13 starts) and totaled 107 tackles, eight tackles for loss, 2.0 sacks, three QB pressures, four QB hits, two passes defensed, a forced fumble and two fumble recoveries (one returned 36 yards for his first career TD). One of just three NFL safeties with 100+ tackles, 2.0+ sacks and 8+ tackles for loss in 2018.

### Rookie LBs Zeke Turner and Dennis Gardeck

- Turner led the NFL with 13 solo special teams tackles in 2018 while Gardeck led all NFL rookies with 388 total snaps on special teams.



## 2018 DEFENSIVE STATISTICS

(Based on coaches film review)

Name													SPECIAL TEAMS					
	TT	UT	AT	TFL	Sacks/Yds	INT	PD	FF	FR	PRS	HITS	QB	QB	TT	UT	AT	FF	FR BP/K
Antoine Bethea	133	114	19	5	3/21	-	5	1	-	5	6			-	-	-	-	-
Budda Baker	107	84	23	8	2/28	-	2	1	2	3	4			5	1	4	-	-
Haason Reddick	102	68	34	9	4/39	-	6	1	-	3	5			2	-	2	-	-
Tre Boston	85	71	14	2	-	3	9	1	1	2	3			1	1	-	-	-
Josh Byrnes	78	55	23	6	2/22	-	6	-	1	1	4			-	-	-	-	-
Gerald Hodges	58	43	15	2	-	-	-	-	-	-	1			5	3	2	-	-
Chandler Jones	54	41	13	14	13/71	-	6	3	1	20	21			-	-	-	-	-
Corey Peters	51	31	20	9	2.5/11	-	1	-	1	6	5			-	-	-	-	-
Patrick Peterson	51	42	9	2	1/0	2	5	-	1	-	-			-	-	-	-	-
Rodney Gunter	48	34	14	14	4.5/32	-	1	2	-	7	12			-	-	-	-	-
Bené Benwikere	45	34	11	2	.5/15	1	2	1	-	-	-			2	2	-	-	-
Benson Mayowa	38	28	10	13	4/35	-	4	1	1	8	12			-	-	-	-	-
Deone Bucannon	36	29	7	2	1/8	-	2	1	1	3	2			2	2	-	-	-
Robert Nkemdiche	36	23	13	12	4.5/20	-	1	1	-	7	8			-	-	-	-	-
Markus Golden	32	26	6	5	2.5/17	-	2	-	-	9	8			-	-	-	-	-
David Amerson	23	18	5	-	-	1	2	-	-	-	-			-	-	-	-	-
Zach Moore	17	10	7	4	3.5/24	-	-	-	-	3	5			-	-	-	-	-
Olsen Pierre	16	6	10	2	-	-	-	-	-	2	1			-	-	-	-	-
Jamar Taylor	16	13	3	-	-	-	3	-	-	-	-			-	-	-	-	-
Leonard Johnson	9	8	1	-	-	-	-	-	-	-	-			1	1	-	-	-
Cameron Malveaux	5	3	2	1	1/5	-	1	-	-	1	1			-	-	-	-	1
Rudy Ford	4	2	2	-	-	-	-	-	-	-	-			8	7	1	-	-
Brandon Williams	3	2	1	-	-	-	2	-	-	-	-			6	5	1	-	-
Vontarrius Dora	3	2	1	-	-	-	1	-	-	-	2			-	-	-	-	-
Garrison Smith	2	2	-	1	-	-	-	-	-	-	-			-	-	-	-	-
Jacques Smith	2	1	1	-	-	-	-	-	-	-	1			-	-	-	-	-
Ifeadi Odenigbo	1	-	1	-	-	-	-	-	-	-	-			-	-	-	-	-
Zeke Turner	1	1	-	-	-	-	-	-	-	-	-			22	16	6	-	-
Pasoni Tasini	1	-	1	-	-	-	-	-	-	-	-			-	-	-	-	-
Vincent Valentine	1	-	1	-	-	-	-	-	-	-	-			-	-	-	-	-
Chase Edmonds	-	-	-	-	-	-	-	-	-	-	-			9	6	3	-	-
Derrick Coleman	-	-	-	-	-	-	-	-	-	-	-			8	6	2	-	-
Dennis Gardeck	-	-	-	-	-	-	-	-	-	-	-			8	5	3	-	-
Joe Walker	-	-	-	-	-	-	-	-	-	-	-			8	7	1	-	-
Trent Sherfield	-	-	-	-	-	-	-	-	-	-	-			2	1	1	-	-
Aaron Brewer	-	-	-	-	-	-	-	-	-	-	-			2	1	1	-	-
Andy Lee	-	-	-	-	-	-	-	-	-	-	-			1	1	-	-	-
Eddie Pleasant	-	-	-	-	-	-	-	-	-	-	-			1	1	-	-	-
Thurston Armbrister	-	-	-	-	-	-	-	-	-	-	-			1	1	-	-	-
Darrell Daniels	-	-	-	-	-	-	-	-	-	-	-			1	1	-	-	-
Deatrick Nichols	-	-	-	-	-	-	-	-	-	-	-			1	1	-	-	-

## MISCELLANEOUS:

**Josh Byrnes:** 23-yard fumble return for a TD @ San Francisco, October 7**Budda Baker:** 36-yard fumble return for a TD @ Minnesota, October 14**Dennis Gardeck:** Fumble recovery of blocked punt in the end zone for a TD @ Seattle, December 30



## 2018 DEFENSIVE SUMMARIES

## SEPTEMBER 9 ■ CARDINALS VS. WASHINGTON REDSKINS ■ SCORE: 24-6 (L)

Top Tacklers	Sacks	INTs	Forced Fumbles	Recovered Fumbles
B. Baker (11)	C. Jones (1)		T. Boston (1)	T. Boston (1)
J. Bynes (11)	P. Peterson (1)		C. Jones (1)	
A. Betha (10)	R. Nkemdiche (1)			
D. Bucannon (8)				
T. Boston (7)				

## SEPTEMBER 16 ■ CARDINALS AT LOS ANGELES RAMS ■ SCORE: 34-0 (L)

Top Tacklers	Sacks	INTs	Forced Fumbles	Recovered Fumbles
A. Betha (11)	B. Mayowa (2)	P. Peterson (1)		
P. Peterson (7)				
B. Mayowa (7)				
G. Hodges (7)				
T. Boston (6)				

## SEPTEMBER 23 ■ CARDINALS VS. CHICAGO BEARS ■ SCORE: 16-14 (L)

Top Tacklers	Sacks	INTs	Forced Fumbles	Recovered Fumbles
J. Bynes (12)	C. Jones (1)	T. Boston (1)	R. Nkemdiche (1)	C. Peters (1)
B. Baker (10)	R. Nkemdiche (1)			
A. Betha (7)	B. Baker (.5)			
T. Boston (7)	B. Benwikere (.5)			

## SEPTEMBER 30 ■ CARDINALS VS. SEATTLE SEAHAWKS ■ SCORE: 20-17 (L)

Top Tacklers	Sacks	INTs	Forced Fumbles	Recovered Fumbles
T. Boston (11)	C. Jones (1)		D. Bucannon (1)	
A. Betha (9)	H. Reddick (1)		B. Benwikere (1)	
B. Baker (6)				
P. Peterson (6)				

## OCTOBER 7 ■ CARDINALS AT SAN FRANCISCO 49ERS ■ SCORE: 28-18 (W)

Top Tacklers	Sacks	INTs	Forced Fumbles	Recovered Fumbles
B. Baker (14)	C. Jones (1)	T. Boston (1)	C. Jones (1)	C. Jones (1)
A. Betha (14)	H. Reddick (1)	B. Benwikere (1)	R. Gunter (1)	J. Bynes (1)
J. Bynes (12)	J. Bynes (1)		H. Reddick (1)	P. Peterson (1)
H. Reddick (9)	B. Baker (1)			
T. Boston (8)				

## OCTOBER 14 ■ CARDINALS AT MINNESOTA VIKINGS ■ SCORE: 27-17 (L)

Top Tacklers	Sacks	INTs	Forced Fumbles	Recovered Fumbles
B. Baker (11)	C. Peters (2)	T. Boston (1)	C. Jones (1)	B. Baker (1)
A. Betha (10)	C. Jones (1.5)			
J. Bynes (7)	M. Golden (.5)			
H. Reddick (7)				

## OCTOBER 18 ■ CARDINALS VS. DENVER BRONCOS ■ SCORE: 45-10 (L)

Top Tacklers	Sacks	INTs	Forced Fumbles	Recovered Fumbles
A. Betha (10)	C. Jones (1)	P. Peterson (1)		
B. Baker (8)	Z. Moore (1)			
J. Bynes (6)				
P. Peterson (5)				
B. Benwikere (5)				

## OCTOBER 28 ■ CARDINALS VS. SAN FRANCISCO 49ERS ■ SCORE: 18-15 (W)

Top Tacklers	Sacks	INTs	Forced Fumbles	Recovered Fumbles
B. Benwikere (7)	M. Golden (1)			
R. Gunter (7)	Z. Moore (1)			
J. Bynes (6)	A. Betha (1)			
B. Baker (5)	R. Gunter (.5)			
H. Reddick (5)	B. Baker (.5)			
A. Betha (5)				





## NOVEMBER 11 ■ CARDINALS AT KANSAS CITY CHIEFS SCORE: 26-14 (L)

Top Tacklers	Sacks	INTs	Forced Fumbles	Recovered Fumbles
B. Benwikere (9)	C. Jones (2)		A. Bethea (1)	
H. Reddick (7)	J. Bynes (1)			
C. Jones (6)	B. Mayowa (1)			
B. Baker (6)	R. Gunter (1)			
A. Bethea (5)				
T. Boston (5)				

## NOVEMBER 18 ■ CARDINALS VS. OAKLAND RAIDERS ■ SCORE: 23-21 (L)

Top Tacklers	Sacks	INTs	Forced Fumbles	Recovered Fumbles
J. Bynes (9)	C. Jones (2)			
B. Benwikere (8)	A. Bethea (1)			
A. Bethea (8)	Z. Moore (1)			
C. Peters (8)				
T. Boston (8)				
R. Gunter (7)				

## NOVEMBER 25 ■ CARDINALS AT LOS ANGELES CHARGERS ■ SCORE: 45-10 (L)

Top Tacklers	Sacks	INTs	Forced Fumbles	Recovered Fumbles
H. Reddick (15)	R. Nkemdiche (2.5)		R. Gunter (1)	B. Mayowa (1)
G. Hodges (10)	R. Gunter (1)			
R. Nkemdiche (8)	C. Jones (.5)			
A. Bethea (8)				
L. Johnson (7)				

## DECEMBER 2 ■ CARDINALS AT GREEN BAY PACKERS ■ SCORE: 20-17 (W)

Top Tacklers	Sacks	INTs	Forced Fumbles	Recovered Fumbles
G. Hodges (14)	C. Jones (1)			
A. Bethea (11)				
H. Reddick (8)				
B. Baker (7)				

## DECEMBER 9 ■ CARDINALS VS. DETROIT LIONS ■ SCORE: 17-3 (L)

Top Tacklers	Sacks	INTs	Forced Fumbles	Recovered Fumbles
D. Amerson (12)	C. Malveaux (1)		B. Baker (1)	B. Baker (1)
H. Reddick (11)				
G. Hodges (10)				
A. Bethea (9)				

## DECEMBER 16 ■ CARDINALS AT ATLANTA FALCONS ■ SCORE: 40-14 (L)

Top Tacklers	Sacks	INTs	Forced Fumbles	Recovered Fumbles
H. Reddick (8)	M. Golden (1)			
T. Boston (6)	H. Reddick (1)			
G. Hodges (5)				
A. Bethea (5)				

## DECEMBER 23 ■ CARDINALS VS. LOS ANGELES RAMS ■ SCORE: 31-9 (L)

Top Tacklers	Sacks	INTs	Forced Fumbles	Recovered Fumbles
H. Reddick (9)	B. Mayowa (1)		B. Mayowa (1)	D. Bucannon (1)
T. Boston (8)	H. Reddick (1)			
A. Bethea (7)				
D. Bucannon (7)				

## DECEMBER 30 ■ CARDINALS AT SEATTLE SEAHAWKS ■ SCORE: 27-24 (L)

Top Tacklers	Sacks	INTs	Forced Fumbles	Recovered Fumbles
B. Baker (12)	R. Gunter (2)	D. Amerson (1)		
C. Peters (8)	C. Jones (1)			
H. Reddick (7)	D. Bucannon (1)			
D. Bucannon (7)	A. Bethea (1)			
R. Gunter (5)	C. Peters (.5)			
G. Hodges (5)	Z. Moore (.5)			



## STARTING LINEUPS

## OFFENSE

Opponent, Date	WR	LT	LG	C	RG	RT	TE	TE	QB	RB	FB
Washington, Sep. 9	Fitzgerald	Humphries	Iupati	Cole	Pugh	Smith	Seals-Jones	Holmes	Bradford	Johnson	Coleman
	WR	LT	LG	C	RG	RT	TE	WR	QB	RB	TE
at LA Rams, Sep. 16	Fitzgerald	Humphries	Iupati	Cole	Pugh	Wetzel	Seals-Jones	Williams	Bradford	Johnson	Holmes
	WR	LT	LG	C	RG	RT	TE	WR	QB	RB	WR
Chicago, Sep. 23	Fitzgerald	Humphries	Iupati	Cole	Pugh	Wetzel	Seals-Jones	Williams	Bradford	Johnson	Kirk
	WR	LT	LG	C	RG	RT	TE	WR	QB	RB	TE
Seattle, Sep. 30	Fitzgerald	Humphries	Iupati	Cole	Pugh	Wetzel	Gresham	Williams	Rosen	Johnson	Holmes
at San Francisco, Oct. 7	Fitzgerald	Humphries	Iupati	Cole	Pugh	Smith	Gresham	Kirk	Rosen	Johnson	Holmes
	WR	LT	LG	C	RG	RT	TE	WR	QB	RB	WR
at Minnesota, Oct. 14	Fitzgerald	Humphries	Iupati	Cole	Pugh	Smith	Gresham	Williams	Rosen	Johnson	Kirk
	WR	LT	LG	C	RG	RT	TE	WR	QB	RB	TE
Denver, Oct. 18	Fitzgerald	Humphries	Wetzel	Cole	Munyer	Smith	Seals-Jones	Nelson	Rosen	Johnson	Gresham
	WR	LT	LG	C	RG	RT	TE	WR	QB	RB	WR
San Francisco, Oct. 28	Fitzgerald	Humphries	Iupati	Cole	Wetzel	Smith	Seals-Jones	Williams	Rosen	Johnson	Kirk
	WR	LT	LG	C	RG	RT	TE	WR	QB	RB	FB
at Kansas City, Nov. 11	Fitzgerald	Humphries	Vujnovich	Cole	Pugh	Smith	Gresham	Kirk	Rosen	Johnson	Coleman
Oakland, Nov. 18	Fitzgerald	Cunningham	Iupati	Cole	Aboushi	Smith	Gresham	Kirk	Rosen	Johnson	Coleman
	WR	LT	LG	C	RG	RT	TE	WR	QB	RB	TE
at LA Chargers, Nov. 25	Fitzgerald	Cunningham	Iupati	Cole	Vujnovich	Smith	Gresham	Nelson	Rosen	Johnson	Phillips
	WR	LT	LG	C	RG	RT	TE	WR	QB	RB	FB
at Green Bay, Dec. 2	Fitzgerald	Cunningham	Iupati	Cole	Aboushi	Holden	Gresham	Kirk	Rosen	Johnson	Coleman
	WR	LT	LG	C	RG	RT	TE	WR	QB	RB	TE
Detroit, Dec. 9	Fitzgerald	Cunningham	Gossett	Cole	Aboushi	Barksdale	Gresham	Sherfield	Rosen	Johnson	Phillips
	WR	LT	LG	C	RG	RT	TE	WR	QB	RB	WR
at Atlanta, Dec. 16	Fitzgerald	Cunningham	Gossett	Cole	Aboushi	Barksdale	Gresham	Sherfield	Rosen	Johnson	Tolliver
	WR	LT	LG	C	RG	RT	TE	WR	QB	RB	TE
LA Rams, Dec. 23	Fitzgerald	Cunningham	Gossett	Cole	Aboushi	Barksdale	Gresham	Williams	Rosen	Johnson	Phillips
at Seattle, Dec. 30	Fitzgerald	Holden	Gossett	Cole	Aboushi	Barksdale	Daniels	Williams	Rosen	Johnson	Phillips

## DEFENSE

Opponent, Date	DE	DT	DT	DE	LB	LB	S	CB	CB	SS	FS
Washington, Sep. 9	Mayowa	Peters	Nkemdiche	Jones	Bynes	Bucannon	Boston	Peterson	Taylor	Baker	Betha
at LA Rams, Sep. 16	Mayowa	Peters	Nkemdiche	Jones	Bynes	Hodges	Boston	Peterson	Taylor	Baker	Betha
Chicago, Sep. 23	Golden	Peters	Nkemdiche	Jones	Bynes	Hodges	Boston	Peterson	Taylor	Baker	Betha
Seattle, Sep. 30	Golden	Peters	Nkemdiche	Jones	Bynes	Bucannon	Boston	Peterson	Benwikere	Baker	Betha
at San Francisco, Oct. 7	Mayowa	Peters	Nkemdiche	Jones	Bynes	Reddick	Boston	Peterson	Benwikere	Baker	Betha
at Minnesota, Oct. 14	Golden	Peters	Nkemdiche	Jones	Bynes	Reddick	Boston	Peterson	Benwikere	Baker	Betha
Denver, Oct. 18	Golden	Peters	Gunter	Jones	Bynes	Reddick	Ford	Peterson	Benwikere	Baker	Betha
	DE	DT	DT	DE	SLB	MLB	WLB	CB	CB	SS	FS
San Francisco, Oct. 28	Golden	Nkemdiche	Gunter	Jones	Reddick	Bynes	Bucannon	Peterson	Benwikere	Baker	Betha
	DE	DT	DT	DE	LB	LB	S	CB	CB	SS	FS
at Kansas City, Nov. 11	Golden	Peters	Gunter	Jones	Bynes	Reddick	Boston	Peterson	Benwikere	Baker	Betha
	DE	DT	DT	DE	SLB	MLB	WLB	CB	CB	SS	FS
Oakland, Nov. 18	Golden	Peters	Pierre	Jones	Reddick	Bynes	Bucannon	Peterson	Benwikere	Boston	Betha
	DE	DT	DT	DE	LB	LB	DB	CB	CB	SS	FS
at LA Chargers, Nov. 25	Golden	Peters	Gunter	Jones	Bynes	Reddick	L. Johnson	Peterson	Benwikere	Boston	Betha
	DE	DT	DT	DE	LB	LB	S	CB	CB	SS	FS
at Green Bay, Dec. 2	Golden	Peters	Gunter	Jones	Reddick	Hodges	Boston	Peterson	Amerson	Baker	Betha
	DE	DT	DT	DE	SLB	MLB	WLB	CB	CB	SS	FS
Detroit, Dec. 9	Golden	Peters	Gunter	Jones	Reddick	Hodges	Turner	Peterson	Amerson	Boston	Betha
	DE	DT	DT	DE	LB	LB	S	CB	CB	SS	FS
at Atlanta, Dec. 16	Golden	Peters	Gunter	Jones	Reddick	Hodges	Boston	Peterson	Amerson	Baker	Betha
LA Rams, Dec. 23	Mayowa	Peters	Gunter	Jones	Reddick	Bucannon	Boston	Peterson	Amerson	Baker	Betha
	DE	DT	DT	DE	SLB	MLB	WLB	CB	CB	SS	FS
at Seattle, Dec. 30	Moore	Peters	Gunter	Jones	Reddick	Hodges	Bucannon	Peterson	Amerson	Baker	Betha



## GAME-BY-GAME OFFENSE

	9/9 vs. Was	9/16 @ LAR	9/23 vs. CHI	9/30 vs. Sea	10/7 @ SF	10/14 @ Min	10/18 vs. Den	10/28 vs. SF	11/11 @ KC	11/18 vs. Oak	11/25 @ JAC	12/2 @ GB	12/9 vs. Det	12/16 @ Atl	12/23 vs. LAR	12/30 @ Sea	Totals
<b>Points</b>	<b>6</b>	<b>0</b>	<b>14</b>	<b>17</b>	<b>28</b>	<b>17</b>	<b>10</b>	<b>18</b>	<b>14</b>	<b>21</b>	<b>10</b>	<b>20</b>	<b>3</b>	<b>14</b>	<b>9</b>	<b>24</b>	<b>225</b>
1st Qtr	0	0	14	0	7	3	3	0	7	14	10	0	0	7	3	3	71
2nd Qtr	0	0	0	10	7	7	0	3	0	0	0	7	0	0	6	10	50
3rd Qtr	0	0	0	0	0	0	7	0	7	0	0	10	0	0	0	8	32
4th Qtr	6	0	0	7	14	7	0	15	0	7	0	3	3	7	0	3	72
Overtime	0	0	0	0	0	0	0	0	0	0	0	0	0	0	0	0	0
<b>TDs (Ru-P-Ret)</b>	<b>1-0-0</b>	<b>0-0-0</b>	<b>0-2-0</b>	<b>1-1-0</b>	<b>2-1-1</b>	<b>1-0-1</b>	<b>0-1-0</b>	<b>0-2-0</b>	<b>1-1-0</b>	<b>0-3-0</b>	<b>0-1-0</b>	<b>2-0-0</b>	<b>0-0-0</b>	<b>1-1-0</b>	<b>0-1-0</b>	<b>0-1-1</b>	<b>9-15-3</b>
PATs (M/A)	0-0	0-0	2-2	2-2	4-4	2-2	1-1	1-1	2-2	3-3	1-1	2-2	0-0	2-2	0-1	1-1	23-24
2PT Convs (M/A)	0-1	0-0	0-0	0-0	0-0	0-0	0-0	0-0	1-1	0-0	0-0	0-0	0-0	0-0	0-0	1-1	2-3
FGs (M/A)	0-0	0-0	0-0	1-3	0-0	1-1	1-1	1-1	0-0	0-0	1-2	2-2	1-2	0-0	1-2	3-3	12-17
Safeties	0	0	0	0	0	0	0	1	0	0	0	0	0	0	0	0	1
<b>First Downs</b>	<b>14</b>	<b>5</b>	<b>13</b>	<b>18</b>	<b>10</b>	<b>16</b>	<b>14</b>	<b>20</b>	<b>21</b>	<b>13</b>	<b>10</b>	<b>18</b>	<b>22</b>	<b>18</b>	<b>15</b>	<b>12</b>	<b>239</b>
Rushing	7	1	3	6	4	5	4	3	7	5	5	8	2	6	6	4	76
Passing	6	4	8	9	5	9	8	15	13	7	4	8	17	10	6	8	137
Penalty	1	0	2	3	1	2	2	2	1	1	1	2	3	2	3	0	26
<b>3rd Down Conv (M/A)</b>	<b>1-8</b>	<b>3-12</b>	<b>3-10</b>	<b>5-12</b>	<b>2-12</b>	<b>0-10</b>	<b>4-14</b>	<b>6-14</b>	<b>7-14</b>	<b>3-11</b>	<b>4-12</b>	<b>5-13</b>	<b>6-16</b>	<b>3-13</b>	<b>2-11</b>	<b>4-17</b>	<b>58-199</b>
3rd Down Conv Pct	12.5%	25.0%	30.0%	41.7%	16.7%	0.0%	28.6%	42.9%	50.0%	27.3%	33.3%	38.5%	37.5%	23.1%	18.2%	23.5%	29.2%
<b>4th Down Conv (M/A)</b>	<b>0-1</b>	<b>1-1</b>	<b>0-1</b>	<b>0-0</b>	<b>0-0</b>	<b>0-2</b>	<b>0-1</b>	<b>0-0</b>	<b>1-2</b>	<b>0-0</b>	<b>0-1</b>	<b>0-0</b>	<b>0-1</b>	<b>2-2</b>	<b>1-2</b>	<b>1-2</b>	<b>6-16</b>
4th Down Conv Pct	0.0%	100.0%	0.0%	0.0%	0.0%	0.0%	0.0%	0.0%	50.0%	0.0%	0.0%	0.0%	0.0%	100.0%	50.0%	50.0%	37.5%
<b>Red Zone Conv (M/A)</b>	<b>1-2</b>	<b>0-0</b>	<b>0-0</b>	<b>2-3</b>	<b>2-2</b>	<b>1-3</b>	<b>1-1</b>	<b>2-3</b>	<b>2-2</b>	<b>2-2</b>	<b>0-1</b>	<b>2-2</b>	<b>0-1</b>	<b>2-2</b>	<b>0-2</b>	<b>1-2</b>	<b>18-28</b>
Red Zone Conv Pct	50.0%	0.0%	0.0%	66.7%	100.0%	33.3%	100.0%	66.7%	100.0%	100.0%	0.0%	100.0%	0.0%	100.0%	0.0%	50.0%	64.3%
<b>Goal to Go Conv (M/A)</b>	<b>1-2</b>	<b>0-0</b>	<b>0-0</b>	<b>1-1</b>	<b>1-1</b>	<b>1-2</b>	<b>1-1</b>	<b>1-1</b>	<b>1-1</b>	<b>1-1</b>	<b>0-0</b>	<b>2-2</b>	<b>0-1</b>	<b>2-2</b>	<b>0-0</b>	<b>0-0</b>	<b>12-15</b>
Goal to Go Conv Pct	50.0%	0.0%	0.0%	100.0%	100.0%	50.0%	100.0%	100.0%	100.0%	100.0%	0.0%	100.0%	0.0%	100.0%	0.0%	0.0%	80.0%
<b>Total Net Yards</b>	<b>213</b>	<b>137</b>	<b>221</b>	<b>263</b>	<b>220</b>	<b>268</b>	<b>223</b>	<b>321</b>	<b>260</b>	<b>282</b>	<b>149</b>	<b>315</b>	<b>279</b>	<b>253</b>	<b>263</b>	<b>198</b>	<b>3865</b>
Total Off. Plays	51	43	48	56	49	55	66	64	69	52	45	57	65	65	53	64	902
Avg. Gain Per Play	4.2	3.2	4.6	4.7	4.5	4.9	3.4	5.0	3.8	5.4	3.3	5.5	4.3	3.9	5.0	3.1	4.3
<b>Net Yards Rushing</b>	<b>68</b>	<b>54</b>	<b>53</b>	<b>92</b>	<b>56</b>	<b>60</b>	<b>69</b>	<b>88</b>	<b>94</b>	<b>154</b>	<b>62</b>	<b>182</b>	<b>61</b>	<b>60</b>	<b>104</b>	<b>85</b>	<b>1342</b>
Total Rushing Plays	15	15	18	28	23	20	21	21	25	31	24	29	21	22	18	24	355
Avg. Gain Per Rush	4.5	3.6	2.9	3.3	2.4	3.1	3.3	4.2	3.8	5.0	2.6	6.3	2.9	2.7	5.8	3.5	3.8
<b>Net Yards Passing</b>	<b>145</b>	<b>83</b>	<b>168</b>	<b>171</b>	<b>164</b>	<b>208</b>	<b>154</b>	<b>233</b>	<b>166</b>	<b>128</b>	<b>87</b>	<b>133</b>	<b>218</b>	<b>193</b>	<b>159</b>	<b>113</b>	<b>2523</b>
Times Sacked	2	1	4	1	1	4	6	3	5	1	2	2	3	7	4	6	52
Yards Lost on Sacks	8	7	25	9	6	32	40	19	42	8	18	16	22	50	23	36	361
Gross Yards Passing	153	90	193	180	170	240	194	252	208	136	105	149	240	243	182	149	2884
Pass Attempts	34	27	26	27	25	31	39	40	39	20	19	26	41	36	31	34	495
Pass Completions	20	17	17	15	10	21	21	23	22	9	12	11	26	23	18	18	283
Completion Pct	58.8%	63.0%	65.4%	55.6%	40.0%	67.7%	53.9%	57.5%	56.4%	45.0%	63.2%	42.3%	63.4%	64.0%	58.1%	52.9%	57.2%
Avg. Gain Per Pass	4.0	3.0	5.6	6.1	6.3	5.9	3.4	5.4	3.8	6.1	4.1	4.8	5.0	4.5	4.5	2.8	4.6
Interceptions	1	1	3	0	0	1	3	1	2	2	1	0	1	2	0	0	18
<b>Fumbles / Fum. Lost</b>	<b>1-1</b>	<b>0-0</b>	<b>2-1</b>	<b>2-1</b>	<b>1-0</b>	<b>1-1</b>	<b>3-2</b>	<b>1-1</b>	<b>1-0</b>	<b>1-0</b>	<b>1-0</b>	<b>3-0</b>	<b>2-0</b>	<b>1-1</b>	<b>0-0</b>	<b>3-2</b>	<b>23-10</b>
<b>Penalties</b>	<b>9</b>	<b>9</b>	<b>6</b>	<b>5</b>	<b>5</b>	<b>5</b>	<b>7</b>	<b>9</b>	<b>3</b>	<b>7</b>	<b>3</b>	<b>7</b>	<b>8</b>	<b>8</b>	<b>7</b>	<b>3</b>	<b>101</b>
Penalty Yards	67	47	43	38	46	30	45	62	30	62	35	49	83	75	54	20	786
<b>Punts</b>	<b>5</b>	<b>8</b>	<b>4</b>	<b>5</b>	<b>8</b>	<b>6</b>	<b>6</b>	<b>5</b>	<b>5</b>	<b>8</b>	<b>5</b>	<b>6</b>	<b>6</b>	<b>7</b>	<b>5</b>	<b>5</b>	<b>94</b>
Gross Punting Average	52.6	50.4	50.8	50.6	39.6	48.0	50.7	45.8	49.4	52.3	49.2	44.8	49.8	48.0	49.2	49.4	48.6
Touchbacks	1	0	1	0	0	0	0	0	1	1	1	0	1	0	0	1	7
Inside20	3	1	1	1	5	1	1	1	1	2	0	3	3	2	4	3	32
Punts Blocked	0	0	0	0	0	0	0	0	0	0	0	0	0	0	0	0	0
Net Punting Average	46.2	33.8	39.8	42.8	39.3	43.7	46.8	39.4	45.4	45.9	39.6	40.7	45.2	46.6	44.0	45.4	42.6
<b>Punt Returns</b>	<b>2</b>	<b>0</b>	<b>2</b>	<b>1</b>	<b>1</b>	<b>3</b>	<b>2</b>	<b>0</b>	<b>3</b>	<b>4</b>	<b>1</b>	<b>3</b>	<b>5</b>	<b>3</b>	<b>1</b>	<b>5</b>	<b>36</b>
Punt Return Yards	44	0	7	0	0	17	17	0	8	38	26	14	26	31	1	66	295
Punt Return Avg.	22.0	0.0	3.5	0.0	0.0	5.7	8.5	0.0	2.7	9.5	26.0	4.7	5.2	10.3	1.0	13.2	8.2
Fair Catches	2	0	0	1	1	1	4	5	1	2	0	0	2	2	0	0	21
<b>Kickoff Returns</b>	<b>0</b>	<b>3</b>	<b>0</b>	<b>2</b>	<b>0</b>	<b>3</b>	<b>5</b>	<b>0</b>	<b>3</b>	<b>1</b>	<b>6</b>	<b>0</b>	<b>1</b>	<b>0</b>	<b>0</b>	<b>1</b>	<b>25</b>
Kickoff Return Yards	0	49	0	55	0	60	77	0	89	32	139	0	17	0	0	18	536
Kickoff Return Avg.	0.0	16.3	0.0	27.5	0.0	20.0	15.4	0.0	29.7	32.0	23.2	0.0	17.0	0.0	0.0	18.0	21.4
<b>Time of Possession</b>	<b>21:52</b>	<b>25:52</b>	<b>23:39</b>	<b>28:14</b>	<b>19:48</b>	<b>25:38</b>	<b>29:11</b>	<b>27:41</b>	<b>31:47</b>	<b>23:59</b>	<b>24:42</b>	<b>27:34</b>	<b>31:44</b>	<b>29:20</b>	<b>22:56</b>	<b>30:51</b>	<b>26:33</b>
<b>Kickoffs-EZ TB</b>	<b>2-1-0</b>	<b>1-1-0</b>	<b>3-3-3</b>	<b>4-1-1</b>	<b>5-4-3</b>	<b>4-3-3</b>	<b>3-1-1</b>	<b>5-4-3</b>	<b>3-0-0</b>	<b>4-3-2</b>	<b>3-1-0</b>	<b>5-3-2</b>	<b>2-2-2</b>	<b>3-2-2</b>	<b>3-3-3</b>	<b>6-5-3</b>	<b>56-37-28</b>





## GAME-BY-GAME DEFENSE

	9/9 vs. Was	9/16 @ LAR	9/23 vs. Chi	9/30 vs. Sea	10/7 @ SF	10/14 @ Min	10/18 vs. Den	10/28 vs. SF	11/11 @ KC	11/18 vs. Oak	11/25 @ LAC	12/2 @ GB	12/9 vs. Det	12/16 @ Atl	12/23 vs. LAR	12/30 @ Sea	Totals
<b>Points</b>	<b>24</b>	<b>34</b>	<b>16</b>	<b>20</b>	<b>18</b>	<b>27</b>	<b>45</b>	<b>15</b>	<b>26</b>	<b>23</b>	<b>45</b>	<b>17</b>	<b>17</b>	<b>40</b>	<b>31</b>	<b>27</b>	<b>425</b>
1st Qtr	0	0	0	7	6	10	21	2	10	7	0	0	0	10	7	7	87
2nd Qtr	21	19	3	0	0	3	14	3	10	7	28	10	3	16	14	7	158
3rd Qtr	0	8	10	10	0	14	7	7	0	6	14	0	7	7	3	7	100
4th Qtr	3	7	3	3	12	0	3	3	6	3	3	7	7	7	7	6	80
Overtime	0	0	0	0	0	0	0	0	0	0	0	0	0	0	0	0	0
<b>TDs (Ru-P-Ret)</b>	<b>1-2-0</b>	<b>3-1-0</b>	<b>1-0-0</b>	<b>2-0-0</b>	<b>1-2-0</b>	<b>2-1-0</b>	<b>2-2-2</b>	<b>0-1-0</b>	<b>1-2-0</b>	<b>0-2-0</b>	<b>3-3-0</b>	<b>1-1-0</b>	<b>1-0-1</b>	<b>2-2-1</b>	<b>3-1-0</b>	<b>2-1-0</b>	<b>25-21-4</b>
PATs (M/A)	3-3	1-1	1-1	2-2	0-0	3-3	6-6	1-1	2-2	2-2	6-6	2-2	2-2	4-4	4-4	3-3	42-42
2PT Convs (M/A)	0-0	3-3	0-0	0-0	0-3	0-0	0-0	0-0	0-1	0-0	0-0	0-0	0-0	0-1	0-0	0-0	3-8
FGs (M/A)	1-1	1-1	3-4	2-4	0-1	2-2	1-1	2-2	2-2	3-3	1-1	1-2	1-1	2-2	1-2	2-2	25-31
Safeties	0	0	0	0	0	0	0	0	0	0	0	0	0	0	0	0	0
<b>First Downs</b>	<b>30</b>	<b>24</b>	<b>21</b>	<b>19</b>	<b>33</b>	<b>20</b>	<b>15</b>	<b>16</b>	<b>20</b>	<b>19</b>	<b>30</b>	<b>22</b>	<b>16</b>	<b>23</b>	<b>33</b>	<b>16</b>	<b>357</b>
Rushing	10	8	7	11	9	8	6	5	8	9	11	6	7	8	18	8	139
Passing	13	14	11	6	22	12	8	9	12	9	17	15	6	14	11	7	186
Penalty	7	2	3	2	2	0	1	2	0	1	2	1	3	1	4	1	32
<b>3rd Down Conv (M/A)</b>	<b>6-13</b>	<b>8-15</b>	<b>5-14</b>	<b>0-10</b>	<b>10-17</b>	<b>5-14</b>	<b>5-13</b>	<b>5-14</b>	<b>4-11</b>	<b>5-15</b>	<b>3-7</b>	<b>3-14</b>	<b>4-12</b>	<b>5-13</b>	<b>6-9</b>	<b>4-14</b>	<b>78-205</b>
3rd Down Conv Pct	46.2%	53.3%	35.7%	0.0%	58.8%	35.7%	38.5%	35.7%	36.4%	33.3%	42.9%	21.4%	33.3%	38.5%	66.7%	28.6%	38.1%
<b>4th Down Conv (M/A)</b>	<b>1-1</b>	<b>1-3</b>	<b>1-1</b>	<b>1-2</b>	<b>1-2</b>	<b>0-1</b>	<b>0-0</b>	<b>0-0</b>	<b>0-0</b>	<b>0-0</b>	<b>1-1</b>	<b>2-2</b>	<b>0-0</b>	<b>0-0</b>	<b>0-0</b>	<b>0-0</b>	<b>8-13</b>
4th Down Conv Pct	100.0%	33.3%	100.0%	50.0%	50.0%	0.0%	0.0%	0.0%	0.0%	0.0%	100.0%	100.0%	0.0%	0.0%	0.0%	0.0%	61.5%
<b>Red Zone Conv (M/A)</b>	<b>3-4</b>	<b>4-6</b>	<b>1-3</b>	<b>1-2</b>	<b>3-3</b>	<b>2-3</b>	<b>1-2</b>	<b>0-2</b>	<b>2-4</b>	<b>1-3</b>	<b>5-6</b>	<b>2-3</b>	<b>1-1</b>	<b>2-4</b>	<b>3-4</b>	<b>2-3</b>	<b>33-53</b>
Red Zone Conv Pct	75.0%	66.7%	33.3%	50.0%	100.0%	66.7%	50.0%	0.0%	50.0%	33.3%	83.3%	66.7%	100.0%	50.0%	75.0%	66.7%	62.3%
<b>Goal to Go Conv (M/A)</b>	<b>1-1</b>	<b>2-3</b>	<b>1-2</b>	<b>1-1</b>	<b>3-3</b>	<b>1-1</b>	<b>1-1</b>	<b>0-1</b>	<b>2-2</b>	<b>0-1</b>	<b>5-5</b>	<b>1-1</b>	<b>1-1</b>	<b>2-3</b>	<b>3-4</b>	<b>1-1</b>	<b>25-31</b>
Goal to Go Conv Pct	100.0%	66.7%	50.0%	100.0%	100.0%	100.0%	100.0%	0.0%	100.0%	0.0%	100.0%	100.0%	100.0%	66.7%	75.0%	100.0%	80.7%
<b>Total Net Yards</b>	<b>429</b>	<b>432</b>	<b>316</b>	<b>331</b>	<b>447</b>	<b>411</b>	<b>309</b>	<b>267</b>	<b>330</b>	<b>325</b>	<b>414</b>	<b>325</b>	<b>218</b>	<b>435</b>	<b>461</b>	<b>291</b>	<b>5741</b>
Total Off. Plays	75	67	69	62	92	70	55	63	56	68	66	74	55	65	67	61	1065
Avg. Gain Per Play	5.7	6.4	4.6	5.3	4.9	5.9	5.6	4.2	5.9	4.8	6.3	4.4	4.0	6.7	6.9	4.8	5.4
<b>Net Yards Rushing</b>	<b>182</b>	<b>90</b>	<b>122</b>	<b>171</b>	<b>147</b>	<b>195</b>	<b>131</b>	<b>107</b>	<b>118</b>	<b>152</b>	<b>178</b>	<b>98</b>	<b>122</b>	<b>215</b>	<b>269</b>	<b>182</b>	<b>2479</b>
Total Rushing Plays	42	33	31	34	34	32	31	31	23	33	30	23	31	27	41	34	510
Avg. Gain Per Rush	4.3	2.7	3.9	5.0	4.3	6.1	4.2	3.5	5.1	4.6	5.9	4.3	3.9	8.0	6.6	5.4	4.9
<b>Net Yards Passing</b>	<b>247</b>	<b>342</b>	<b>194</b>	<b>160</b>	<b>300</b>	<b>216</b>	<b>178</b>	<b>160</b>	<b>212</b>	<b>173</b>	<b>236</b>	<b>227</b>	<b>96</b>	<b>220</b>	<b>192</b>	<b>109</b>	<b>3262</b>
Times Sacked	3	2	3	2	4	4	2	4	5	4	4	1	1	2	2	6	49
Yards Lost on Sacks	8	12	26	12	49	17	11	30	37	19	23	6	5	11	24	43	333
Gross Yards Passing	255	354	220	172	349	233	189	190	249	192	259	233	101	231	216	152	3595
Pass Attempts	30	32	35	26	54	34	22	28	28	31	32	50	23	36	24	21	506
Pass Completions	21	24	24	19	34	24	15	14	21	19	28	31	15	22	19	12	342
Completion Pct	70.0%	75.0%	68.6%	73.1%	63.0%	70.6%	68.2%	50.0%	75.0%	61.3%	87.5%	62.0%	65.2%	61.1%	79.2%	57.1%	67.6%
Avg. Gain Per Pass	7.5	10.1	5.1	5.7	5.2	5.7	7.4	5.0	6.4	4.9	6.6	4.5	4.0	5.8	7.4	4.0	5.9
Interceptions	0	1	1	0	2	1	1	0	0	0	0	0	0	0	0	1	7
<b>Fumbles / Fum. Lost</b>	<b>3-1</b>	<b>0-0</b>	<b>1-1</b>	<b>3-0</b>	<b>4-3</b>	<b>1-1</b>	<b>0-0</b>	<b>2-0</b>	<b>1-0</b>	<b>1-0</b>	<b>1-1</b>	<b>0-0</b>	<b>2-1</b>	<b>0-0</b>	<b>1-1</b>	<b>0-0</b>	<b>20-9</b>
<b>Penalties</b>	<b>9</b>	<b>5</b>	<b>7</b>	<b>8</b>	<b>9</b>	<b>9</b>	<b>5</b>	<b>5</b>	<b>8</b>	<b>4</b>	<b>4</b>	<b>7</b>	<b>7</b>	<b>6</b>	<b>6</b>	<b>1</b>	<b>100</b>
Penalty Yards	63	49	45	57	65	52	50	59	63	20	30	43	68	50	66	10	790
<b>Punts</b>	<b>4</b>	<b>2</b>	<b>3</b>	<b>4</b>	<b>4</b>	<b>5</b>	<b>6</b>	<b>7</b>	<b>5</b>	<b>8</b>	<b>2</b>	<b>7</b>	<b>7</b>	<b>6</b>	<b>2</b>	<b>8</b>	<b>80</b>
Gross Punting Average	46.5	51.0	52.7	47.5	44.3	45.0	43.5	40.7	46.6	45.1	52.5	48.4	45.3	44.3	51.5	41.3	45.5
Touchbacks	0	1	1	1	1	0	0	0	1	2	0	2	0	0	0	1	10
Inside20	2	1	1	2	1	2	2	4	3	1	1	2	4	0	2	1	29
Punts Blocked	0	0	0	0	0	0	0	0	0	0	0	0	0	0	0	1	1
Net Punting Average	35.5	41.0	43.7	42.5	39.3	41.6	40.7	40.7	41.0	35.4	39.5	40.7	41.6	39.2	51.0	30.5	39.3
<b>Punt Returns</b>	<b>2</b>	<b>6</b>	<b>2</b>	<b>4</b>	<b>3</b>	<b>3</b>	<b>3</b>	<b>4</b>	<b>2</b>	<b>4</b>	<b>2</b>	<b>2</b>	<b>3</b>	<b>2</b>	<b>2</b>	<b>0</b>	<b>44</b>
Punt Return Yards	12	133	24	39	3	26	23	32	0	31	28	25	8	10	26	0	420
Punt Return Avg.	6.0	22.2	12.0	9.8	1.0	8.7	7.7	8.0	0.0	7.8	14.0	12.5	2.7	5.0	13.0	0.0	9.5
Fair Catches	2	1	1	1	1	2	1	1	0	1	2	1	2	4	1	3	24
<b>Kickoff Returns</b>	<b>2</b>	<b>1</b>	<b>0</b>	<b>3</b>	<b>2</b>	<b>1</b>	<b>2</b>	<b>2</b>	<b>2</b>	<b>2</b>	<b>3</b>	<b>3</b>	<b>0</b>	<b>1</b>	<b>0</b>	<b>3</b>	<b>27</b>
Kickoff Return Yards	24	22	0	65	61	17	38	52	22	53	87	72	0	7	0	63	583
Kickoff Return Avg.	12.0	22.0	0.0	21.7	30.5	17.0	19.0	26.0	11.0	26.5	29.0	24.0	0.0	7.0	0.0	21.0	21.6
<b>Time of Possession</b>	<b>38:08</b>	<b>34:08</b>	<b>36:21</b>	<b>31:46</b>	<b>40:12</b>	<b>34:22</b>	<b>30:49</b>	<b>32:19</b>	<b>28:13</b>	<b>36:01</b>	<b>35:18</b>	<b>32:26</b>	<b>28:16</b>	<b>30:40</b>	<b>37:04</b>	<b>29:09</b>	<b>33:27</b>
<b>Kickoffs-EZ-TB</b>	<b>5-5-5</b>	<b>5-2-2</b>	<b>5-5-5</b>	<b>4-3-2</b>	<b>4-3-3</b>	<b>6-5-3</b>	<b>8-6-3</b>	<b>4-4-4</b>	<b>6-3-3</b>	<b>5-4-4</b>	<b>8-4-2</b>	<b>4-4-4</b>	<b>4-3-3</b>	<b>8-8-8</b>	<b>6-6-6</b>	<b>5-4-4</b>	<b>87-69-61</b>



## 2018 GAME SUMMARIES



### REDSKINS 24, CARDINALS 6

SEPTEMBER 9, 2018  
STATE FARM STADIUM – (61,613)



In week 1 of the regular season, Washington came to AZ and spoiled the Cardinals first game in recently renamed State Farm Stadium as well as the debut of first-year head coach Steve Wilks. Behind new QB Alex Smith and running backs Adrian Peterson and Chris Thompson, Washington's offense hummed while Arizona's had difficulty establishing a rhythm. It all added up to a 24-6 season opening home loss for the Cardinals.

In the late first quarter and into the second, the Redskins offense launched three consecutive lengthy TD drives (80, 73, and 92 yards) to take a 21-0 halftime lead. Those drives helped Washington achieve a 22:57 to 7:03 time of possession advantage in a first half that saw Arizona's offense possess it just three times and run only 14 plays. On the opening play of the 2nd quarter, Thompson caught a 13-yard pass from Smith that capped an 11-play, 80-yard drive that made it 7-0. Their next series saw them go 73 yards in 15 plays and ended with Peterson's 1-yard TD run that made it 14-0. With 0:08 remaining before intermission, Washington faced a 3rd-n-goal from the AZ 4 when Smith hit TE Jordan Reed with a TD pass that made it 21-0.

Neither team scored in the third quarter but early in the fourth, Dustin Hopkins' 31-yard FG made it 24-0. The next drive was Arizona's most efficient of the afternoon; on it, new Cards QB Sam Bradford was 8 for 8 passing for 42 yards and rookie RB Chase Edmonds added 20 yards on 3 carries. It ended when David Johnson ran it in from 2 yards out. It was the 34th TD in 34 games for Johnson who saw his first action since suffering a season-ending wrist injury in the 2017 opener. About 20 hours earlier the talented Johnson signed an extension that keeps him under contract with the Cardinals thru the end of the 2021 season.

Starting season #15 with the Cardinals, WR Larry Fitzgerald led all receivers with 7 catches for 76 yards. He also extended his streak of games with a reception to 212 games, #2 in NFL history behind only Jerry Rice (274). Another 15th year player out of Pitt also had an exceptional day for the Cardinals: punter Andy Lee repeatedly helped the Cardinals flip the field on Washington and averaged 52.6 yards (46.2 net) on his 5 punts, three of which landed inside the 20.

	1	2	3	4	OT	F
Redskins	0	21	0	3	—	24
CARDINALS	0	0	0	6	—	6

Team	Qtr.	Time	Scoring Play	Drive	Score
Redskins	2	14:54	Thompson 13-yard pass from Smith (Hopkins kick)	11-80, 5:53	7-0
Redskins	2	4:10	Peterson 1-yard run (Hopkins kick)	15-73, 9:06	14-0
Redskins	2	0:08	Reed 4-yard pass from Smith (Hopkins kick)	10-92, 3:11	21-0
Redskins	4	12:13	Hopkins 31-yard FG	10-63, 4:42	24-0
CARDS	4	5:47	Johnson 2-yard run (pass failed)	13-75, 6:26	24-6

### STATISTICS

	WAS	AZ
First Downs	30	14
3rd Down Eff. (Pct)	6-13 (46)	1-8 (13)
Total Plays	75	51
Avg. Gain	5.7	4.2
Rushes-Yards	42-182	15-68
Net Passing Yards	247	145
Total Net Yards	429	213
Passing (A-C-I)	30-21-0	34-20-1
Sacked by Opp.	3-8	2-8
Punts-Average	4-46.5	5-52.6
Fumbles-Lost	3-1	1-1
Penalties	9-63	9-67
Time of Possession	38:08	21:52

**Weather:** Indoors

#### RUSHING

**Redskins:** Peterson 26-96, TD; Thompson 5-65; A.Smith 8-14; Kelley 3-7.

**CARDS:** D.Johnson 9-37, TD; Edmonds 4-24; Bradford 2-7.

#### PASSING

**Redskins:** Smith 21-30, 255 yds, 2 TD, 0 INT.

**CARDS:** Bradford 20-34, 153 yds, 0 TD, 1 INT.

#### RECEIVING

**Redskins:** Thompson 6-63, TD; Reed 4-48, TD; Richardson 4-22; Crowder 3-32; Peterson 2-70; Doctson 1-11; Davis 1-9.

**CARDS:** Fitzgerald 7-76; D.Johnson 5-30; Edmonds 4-24; Seals-Jones 3-19; Kirk 1-4.

#### INTERCEPTIONS

**Redskins:** Dunbar 1(-3).  
**CARDS:** None.



### RAMS 34, CARDINALS 0

SEPTEMBER 16, 2018  
LOS ANGELES COLISEUM – (66,515)



In their first divisional match-up of the season, the Cards traveled to Los Angeles to take on the Rams at the Coliseum. On this day, it would be all LA as the hosts excelled in all three phases to drop the Cards to 0-2. After a scoreless opening quarter, the Rams scored 34 unanswered en route to a decisive victory that improved their mark to 2-0. RB Todd Gurley ran for 3 TDs while QB Jared Goff was 24-32 for 354 yards passing. WR Brandin Cooks led the way with 7 catches for 159 receiving yards. Defensively the Rams allowed just 5 first downs and 137 total yards while keeping the Cardinals off the scoreboard.

In the first quarter, the Cardinals defense did an excellent job containing Gurley who rushed six times for minus-1 yard. However, Goff completed 8 of 9 passes for 100 yards to 4 different receivers and by the second play of the 2nd quarter, the Rams had advanced to the AZ11. On 2nd-n-1 from there Gurley took a handoff from Goff, bounced right, and outraced the Cardinals defenders to the pylon. Because veteran kicker Greg Zuerlein injured his groin in pre-game warm-ups, LA went for 2 and converted on a Gurley run that made it 8-0. After a Cards 3-n-out, the Rams moved 52 yards in 10 plays and faced a 3rd-n-goal from the 2. Goff had WR Cooper Kupp open in the end zone but DE Chandler Jones alertly got his hand up and knocked the pass down. Punter Johnny Hekker then came on to attempt his first career FG and knocked it thru to make it 11-0. Late in the 2nd quarter, AZ punted it back to the Rams and returner Jolo Natson took it 60 yards to the AZ32. On the last play of the opening half, Gurley punched it on 4th-n-goal from the 1; his run on the subsequent 2-point conversion made it 19-0 at intermission.

Up 19-0, the Rams opened the 2nd half with a 57-yard completion from Goff to Cooks down the deep middle on their first play from scrimmage which took it to the AZ 22. Three plays later on 3rd-n-9 from the 21, Goff was flushed out of the pocket and rolled to his right but his pass attempt was intercepted by CB Patrick Peterson at the 2 to halt the threat. It was the 22nd career INT for the All-Pro Peterson, moving him into 8th in team history. AZ would pick up one first down before being forced to punt, after which the Rams would take over at their own 44. Five plays and 56 yards later, Gurley scored his 3rd TD of the day on a 1-yard run and Goff's pass to RB Malcolm Brown on the 2-point try made it 27-0 with 3:39 remaining in the 3rd quarter. A Goff TD pass to TE Tyler Higbee with 3:17 remaining in the game provided the contest's final points.

	1	2	3	4	OT	F
CARDINALS	0	0	0	0	—	0
Rams	0	19	8	7	—	34

Team	Qtr.	Time	Scoring Play	Drive	Score
Rams	2	14:29	Gurley 11-yard run (Gurley run)	4-59, 1:19	0-8
Rams	2	8:07	Hekker 20-yard FG	11-52, 4:45	0-11
Rams	2	0:00	Gurley 1-yard run (Gurley run)	8-32, 4:18	0-19
Rams	3	3:39	Gurley 2-yard run (Goff-Brown pass)	5-56, 2:10	0 27
Rams	4	3:17	Higbee 3-yard pass from Goff (Hekker kick)	7-25, 3:45	0-34

### STATISTICS

	AZ	LAR
First Downs	5	24
3rd Down Eff. (Pct)	3-12 (25)	8-15 (53)
Total Plays	43	67
Avg. Gain	3.2	6.4
Rushes-Yards	15-54	33-90
Net Passing Yards	83	342
Total Net Yards	137	432
Passing (A-C-I)	27-17-1	2-24-1
Sacked by Opp.	1-7	2-12
Punts-Average	8-50.4	2-51.0
Fumbles-Lost	0-0	0-0
Penalties	9-47	5-49
Time of Possession	25:52	34:08

**Weather:** Sunny and warm, 86 degrees, humidity 35%, wind SW 2 mph.

#### RUSHING

**CARDS:** D.Johnson 13-48; Edmonds 1-5; Coleman 1-1.

**Rams:** Brown 12-46; Gurley 19-42, 3 TD; Goff 2-2.

#### PASSING

**CARDS:** Bradford 17-27, 90 yds, 0 TD, 1 INT.

**Rams:** Goff 24-32, 354 yds, 1 TD, 1 INT.

#### RECEIVING

**CARDS:** Edmonds 5-15; Kirk 4-27; Seals-Jones 4-17; Fitzgerald 3-28; D. Johnson 1-3.

**Rams:** Cooks 7-159; Woods 6-81; Kupp 6-63; Gurley 3-31; Everett 1-17; Higbee 1-3, TD.

#### INTERCEPTIONS

**CARDS:** Peterson 1-0.  
**Rams:** Shields 1-22.



## BEARS 16, CARDINALS 14

SEPTEMBER 23, 2018  
STATE FARM STADIUM - (62,163)



The Bears (1-1) and Cardinals (0-2) met in week 3 at State Farm Stadium. Against a stout Chicago defense that had allowed just 6 total points in quarters 1-3 of their opening two games combined, the Cards jumped out to an early 14-0 lead after a pair of Sam Bradford TD passes. However the Bears chipped away and after a TD and three Cody Parkey FGs, they claimed their first lead of the day with 4:31 remaining. At that point, head coach Steve Wilks inserted rookie QB Josh Rosen in place of Bradford in hopes of creating a spark for a Cards offense that was held scoreless over the final three quarters. While it reached Chicago territory, the Rosen-led offense was not able to produce the points needed to pull it out.

As mentioned the game began in promising fashion for the Cards. On the game's 3rd play from scrimmage, AZ faced a 3rd-n-4 at its own 31. RB David Johnson picked up an A gap blitz allowing Bradford to find rookie WR Christian Kirk for a 30-yard completion to the CHI39 for the offense's biggest gain of the young season. Two snaps later, Bradford found TE Ricky Seals-Jones wide open across the field and their 35-yard TD connection put the Cards up 7-0. The Bears next drive saw them quickly move into AZ territory, but on 3rd-n-6 from the AZ13, DBs Budda Baker and Bené Benwikere came on a blitz and combined to drop Mitchell Trubisky for a 15-yard loss. The sack pushed the Bears back to the AZ28, forcing a 46-yard Parkey FG try that he missed wide right. Late in the 1st, the Bears faced a 3rd-n-7 at their own 27 when DT Robert Nkemdiche forced a Trubisky fumble that fellow DT Corey Peters recovered at the CHI21. On next play, Bradford lofted a 21-yard pass into the arms of RB David Johnson for a TD and 14-0 Cardinals lead. With a minute to go in the first half, AZ took over at the CHI24 after DE Chandler Jones tipped a Trubisky pass at the line and 5 Tre Boston made a diving INT. The Cards, however, came away pointless as a Khalil Mack sack of Bradford pushed them out of FG range.

Early in the 2nd, Bradford's deep pass to WR JJ Nelson was INT'd by S Eddie Jackson at the CHI33. From there, the Bears moved 67 yards in 9 plays - the biggest of which was a 39-yard completion to Allen Robinson - and Jordan Howard's 1-yard run made it 14-10 with 6:16 left in the 3rd. The next AZ drive ended when Bradford's pass intended for WR Chad Williams was picked off by DB Sherrick McManis and set the Chicago offense up at the AZ44. Parkey's 41-yard FG narrowed the deficit to 1 at 14-13. AZ seemed poised to add to its lead on the ensuing drive when Bradford hit Kirk down the left sideline with a 32-yard gain to the CHI23. On 2nd-n-8 from the 21, Bradford scrambled up the middle but was hit by Mack forcing a fumble that LB Danny Trevathan recovered at the 16. Chicago then moved 59 yards in 13 plays and Parkey's 43-yard FG put Chicago up 16-14. After that, Rosen entered the game. He moved AZ to the CHI42 but a 3-yard loss on 3rd down led to a 4th-n-5 at the CHI45 with 1:16 left. CB Bryce Callahan's INT effectively snuffed out Arizona's last best hope.

	1	2	3	4	OT	F
Bears	0	3	10	3	—	16
CARDINALS	14	0	0	0	—	14

Team	Qtr.	Time	Scoring Play	Drive	Score
CARDS	1	12:12	Seals-Jones 35-yard pass from Bradford (Dawson kick)	5-75, 2:48	0-7
CARDS	1	1:40	Johnson 21-yard pass from Bradford (Dawson kick)	1-21, 0:06	0-14
Bears	2	1:54	Parkey 20-yard FG	11-71, 5:27	3-14
Bears	3	6:16	Howard 1-yard run (Parkey kick)	9-67, 4:30	10-14
Bears	3	0:44	Parkey 41-yard FG	7-21, 2:54	13-14
Bears	4	4:31	Parkey 43-yard FG	13-59, 6:52	16-14

## STATISTICS

	CHI	AZ
First Downs.....	21	13
3rd Down Eff. (Pct).....	5-14 (36)	3-10 (30)
Total Plays.....	69	48
Avg. Gain.....	4.6	4.6
Rushes-Yards.....	31-122	18-53
Net Passing Yards.....	194	168
Total Net Yards.....	316	221
Passing (A-C-I).....	35-24-1	26-17-3
Sacked by Opp.....	3-26	4-25
Punts-Average.....	3-52.7	4-50.8
Fumbles-Lost.....	1-1	2-1
Penalties.....	7-45	6-43
Time of Possession.....	36:21	23:39

**Weather:** Indoors

### RUSHING

**Bears:** Howard 24-61, TD; Cohen 5-33; Trubisky 2-8.

**CARDS:** D.Johnson 12-31; Rosen 1-12; Edmonds 5-10.

### PASSING

**Bears:** Trubisky 24-35, 220 yds, 0 TD, 1 INT.

**CARDS:** Bradford 13-19, 157 yds, 2 TD, 2 INT; Rosen 4-7, 36 yds, 0 TD, 1 INT.

### RECEIVING

**Bears:** Gabriel 6-34; Burton 4-55; Miller 4-35; Robinson 3-50; Cohen 3-15; Howard 2-30; Cunningham 1-9; Bellamy 1-2.

**CARDS:** Kirk 7-90; D.Johnson 4-30, TD; Fitzgerald 2-9; Seals-Jones 1-35, TD; Coleman 1-12; Gresham 1-9; C.Williams 1-8.

### INTERCEPTIONS

**Bears:** Jackson 1-0; McManis 1-0; Callahan 1-0.  
**CARDS:** Boston 1-0.



## SEAHAWKS 20, CARDINALS 17

SEPTEMBER 30, 2018  
STATE FARM STADIUM - (61,845)



In week 4 at State Farm Stadium, the big story entering the game was rookie QB Josh Rosen. The team's 1st round pick and 10th overall selection, Rosen - at 21 years, 232 days old - became the youngest player in Cards history to start at QB. Twice in the game the Cardinals found themselves trailing the Seahawks and twice Rosen led them back. That included in the fourth quarter when Seattle led 17-10 before the rookie led a 5-play, 80-yard drive that Rosen capped with his 1st career TD pass to tie the game midway through the quarter. Later in the 4th, he marched the Cards into Seattle territory to set-up a go-ahead FG try, but Phil Dawson's 45-yarder was wide right with 1:50 left. That was enough time for Seattle to get into position for Sebastian Janikowski's 52-yard yard-as-time-expired that won the game for the Seahawks and dropped AZ to 0-4 in heart-breaking fashion.

After the teams traded punts to open the game, Seattle advanced to the AZ20 in 5 plays. From there, RB Mike Davis took a handoff and bounced outside before racing down the right sideline to give the Seahawks a 7-0 lead. On the next play from scrimmage, Cards RB David Johnson fumbled and Seattle recovered at the Cards 26. Suddenly staring down the barrel of an early double-digit deficit, the AZ defense stiffened and held the Seahawks to a 38-yard FG try that Janikowski pushed right. The Cards offense answered by driving into Seattle territory and appeared to tie the game on a 22-yard Rosen TD pass to WR Chad Williams. However, a replay review overturned it, saying that Williams did not get his 2nd foot down. That instead led to a 23-yard Dawson FG early in the 2nd quarter. With 5:30 to go before intermission, Seattle was threatening again but Janikowski's 52-yard FG try missed left giving the Cards great field position at their own 42. Thanks to a 21-yard David Johnson run and a 10-yard Larry Fitzgerald pass on 3rd-n-5, the Cards found themselves at the SEA18 at the 2:00 warning. A defensive pass interference penalty in the end zone then took it to the 1 where Johnson's TD run made it 10-7 AZ with 1:52 left. With just over 30 remaining, Seattle went for it on 4th-n-1 at the AZ44 but DE Chandler Jones sacked Russell Wilson for a 6-yard loss, turning it over to the Cards offense at midfield. Rosen moved the team into position for a FG try but Dawson's 50-yarder missed right as time expired.

Seattle's opening drive of the 3rd quarter resulted in a 40-yard Janikowski FG that tied it at 10. The Seahawks then went ahead 17-10 after Davis' 1-yard run capped a 5-play, 47-yard drive. The 3rd quarter was all Seattle, who doubled AZ in total plays (18-7) and time of possession (10:05-4:55). With 11:38 to play, the Cards found themselves at the SEA 20 and down 17-10. A 31-yard Rosen pass to TE Ricky Seals-Jones moved it to the SEA 49 and a 32-yard screen pass to Johnson moved it to the 19. Two plays later from the 22, Rosen hit Chad Williams in the end zone with the game-tying TD with 8:59 to go. After the defense sent Seattle 3-n-out, AZ began at its own 24 with 7:11 left. The Cards moved to the SEA27 at the 2:00 warning but Dawson missed from 45. With 1:50 left, the Seahawks took over at their own 25 and out of timeouts. But that was enough for Wilson to move into position for the game-winner.

	1	2	3	4	OT	F
SEAHAWKS	7	0	10	3	—	20
CARDINALS	0	10	0	7	—	17

Team	Qtr.	Time	Scoring Play	Drive	Score
Seahawks	1	6:09	Davis 20-yard run (Janikowski kick)	6-62; 2:57	7-0
CARDS	2	14:04	Dawson 23-yard FG	13-68; 5:30	7-3
CARDS	2	1:52	Johnson 1-yard run (Dawson kick)	6-58; 3:32	7-10
Seahawks	3	4:59	Janikowski 40-yard FG	14-57; 7:46	10-10
Seahawks	3	1:00	Davis 1-yard run (Janikowski kick)	5-47; 2:19	17-10
CARDS	4	8:59	Williams 22-yard pass from Rosen (Dawson kick)	5-80; 2:39	17-17
Seahawks	4	0:00	Janikowski 52-yard FG	7-31; 1:50	20-17

## STATISTICS

	SEA	AZ
First Downs.....	19	18
3rd Down Eff. (Pct).....	0-10 (0)	5-12 (42)
Total Plays.....	62	56
Avg. Gain.....	5.3	4.7
Rushes-Yards.....	34-171	28-92
Net Passing Yards.....	160	171
Total Net Yards.....	331	263
Passing (A-C-I).....	26-19-0	27-15-0
Sacked by Opp.....	2-12	1-9
Punts-Average.....	4-47.5	5-50.6
Fumbles-Lost.....	3-0	2-1
Penalties.....	8-57	5-38
Time of Possession.....	31:46	28:14

**Weather:** Indoors

### RUSHING

**Seahawks:** M.Davis 21-101, 2 TD; Penny 9-49; Wilson 4-21.

**CARDS:** D.Johnson 22-71, TD; Rosen 2-13; Kirk 1-7; Edmonds 3-1.

### PASSING

**Seahawks:** Wilson 19-26, 172, 0 TD, 0 INT.

**Bears:** Rosen 15-27, 180 yds, 1 TD, 0 INT.

### RECEIVING

**Seahawks:** Lockett 5-53; Baldwin 5-41; Davis 4-23; Moore 2-39; Vannett 1-6; Marshall 1-5; Dissly 1-5.

**CARDS:** Kirk 4-28; D.Johnson 3-41; Fitzgerald 3-28; Seals-Jones 2-52; C.Williams 1-22, TD; Coleman 1-5; Nelson 1-4.

### INTERCEPTIONS

**Seahawks:** None.  
**CARDS:** None.





**CARDINALS 28, 49ERS 18**  
 OCTOBER 7, 2018  
 LEVI'S STADIUM — (68,337)



The Cardinals recorded their first victory of 2018 and under head coach Steve Wilks thanks to a 10-point win over in San Francisco. The 49ers scored a TD on the opening drive of the afternoon and enjoyed a decisive edge in most statistical categories. However, the Cards hit on a 75-yard TD pass on their first play from scrimmage and had a 5-0 turnover advantage (3 fumble recoveries and 2 INTs). Three of those takeaways led to touchdowns including a fumble LB Josh Byrnes returned himself for a 4th quarter TD. Arizona DE Chandler Jones was exceptional throughout the game, finishing with 6 tackles, 2 tackles for loss, a sack, forced fumble, fumble recovery and knockdown of a pass on a 4th quarter 2-point try that would have tied the game with 6:51 remaining.

The 49ers began the day by methodically mowing the ball on the San Francisco's opening drive. Aided by completions of 16 and 25 yards to FB Kyle Juszczyk, San Fran capped the 8-play, 75-yard drive on CB Beathard's 5-yard shovel pass to WR Matt Breida but led just 6-0 after mishandling the PAT. The Cards wanted to time striking back. On Arizona's 1st offensive snap, Josh Rosen threw it deep to WR Christian Kirk and the 75-yard connection between the rookies put AZ up 7-6. On the 2nd play of the ensuing SF drive, AZ safety TE Boston made a diving INT to set the Cards up to the SF43 but they could not take advantage. Early in the 2nd quarter, the Niners trailed 7-6 but had advanced to the AZ40. On 1st down from there, RB Raheem Mostert fumbled on a hit by DT Rodney Gunter. CB Patrick Peterson scooped up the loose ball and raced 49 yards down the left sideline to the SF 18. After an 11-yard completion to TE Jermaine Gresham, David Johnson found the end zone on a 2-yard run to put AZ up 14-6.

Early in the 3rd, the 49ers trailed by 8 but had moved to the AZ39. On 1st down from there, Jones came off the edge to strip Beathard in the pocket and recovered the fumble himself. San Fran threatened again on its next series but after reaching the AZ27, the drive stalled and Robbie Gould's 45-yard FG was wide right. On the following possession, the 49ers again moved the ball deep into AZ territory and on 4th-n-goal from the 1, Beathard threw a TD pass to WR Trent Taylor that made it 14-12 with 6:51 left. A 2-point conversion would tie it but Jones snuffed out a screen pass and knocked it down at the line. With just under 5 minutes to play, AZ still led 14-12 but the Niners had it at their own 41. LB Haason Reddick then got to Beathard, forcing a fumble that Byrnes picked up and returned 23 yards for a TD that made it 21-12. A minute later, CB Ben Benwikere's INT and 21-yard return to the SF26 set up a 6-yard Johnson TD run 5 plays later that made it 28-12. The Niners then went 76 yards in 10 plays and narrowed the gap with Beathard's 1-yard TD run that made it 28-18 with 1:29 left. But after unsuccessfully executing both a 2-point try and an on-side kick, AZ was able to kneel down the game's remaining time.

	1	2	3	4	OT	F
CARDINALS	7	7	0	14	—	28
49ers	6	0	0	12	—	18

Team	Qtr.	Time	Scoring Play	Drive	Score
49ers	1	9:49	Breida 5-yard pass from Beathard (run failed)	8-75, 5:11	0-6
CARDS	1	9:39	Kirk 75-yard pass from Rosen (Dawson kick)	1-75, 0:10	7-6
CARDS	2	11:00	D.Johnson 2-yard run (Dawson kick)	4-18, 2:18	14-6
49ers	4	6:51	T.Taylor 1-yard pass from Beathard (pass failed)	14-83, 5:46	14-12
CARDS	4	4:33	Byrnes 23-yard fumble return (Dawson kick)	--	21-12
CARDS	4	3:21	D.Johnson 6-yard run (Dawson kick)	5-26, 0:27	28-12
49ers	4	1:29	Beathard 1-yard run (pass failed)	10-76, 1:52	28-18

## STATISTICS

	AZ	SF
First Downs . . . . .	10	33
3rd Down Eff. (Pct) . . . . .	2-12 (17)	10-17 (59)
Total Plays . . . . .	49	92
Avg. Gain . . . . .	4.5	4.9
Rushes-Yards . . . . .	23-56	34-147
Net Passing Yards . . . . .	164	300
Total Net Yards . . . . .	220	447
Passing (A-C-I) . . . . .	25-10-0	54-34-2
Sacked by Opp. . . . .	1-6	4-49
Punts-Average . . . . .	8-39.6	4-44.3
Fumbles-Lost . . . . .	1-0	4-3
Penalties . . . . .	5-46	9-65
Time of Possession . . . . .	19:48	40:12

**Weather:** Sunny and clear, 79 degrees, 19% humidity, Winds N 15 mph

### RUSHING

**CARDS:** D.Johnson 18-55, 2 TD; Kirk 1-5; Edmonds 1-(-1); Rosen 3-(-3).

**49ers:** Morris 18-61; Breida 8-56; Juszczyk 1-12; Mostert 5-11; Beathard 2-7, TD.

### PASSING

**CARDS:** Rosen 10-25, 170 yds, 1 TD, 0 INT.

**49ers:** Beathard 34-54, 349 yds, 2 TD, 2 INT,

### RECEIVING

**CARDS:** Kirk 3-85, TD; Fitzgerald 2-35; C.Williams 2-23; D.Johnson 2-16; Gresham 1-11.

**49ers:** T.Taylor 7-61, TD; Juszczyk 6-75; Kittle 5-83; Garcon 5-47; Bourne 4-33; Morris 3-30; Bolden 1-10; James 1-7; Breida 1-5, TD; Mostert 1-(-2).

### INTERCEPTIONS

**CARDS:** Benwikere 1-21; Boston 1-9.

**49ers:** None.



**VIKINGS 27, CARDINALS 17**  
 OCTOBER 14, 2018  
 U.S. BANK STADIUM — (66,801)



In week 6 at Minnesota, the Cards & Vikings were tied at 10 in the final minute of the 1st half. But from there the hosts scored 17 straight points on 3 straight possessions (FG-TD-TD) to take a lead that proved insurmountable. In the end, a 10-point Vikings win dropped AZ to 1-5 on the season. The loss came in spite of a strong defensive effort that saw the Cards consistently harass QB Kirk Cousins, knocking down 7 passes, sacking him 4 times, hurrying him on 7 other occasions and forcing a fumble that S Budda Baker returned for a defensive TD. DT Corey Peters had 2 of the sacks while DE Chandler Jones had 1.5.

On their opening series of the game, the Vikings took over at their own 31. They moved to the AZ42 but the Cards stopped them on both 3rd-n-2 and 4th-n-2 from there. On each play, the Cards knocked down Cousins passes at the line, first by DE Benson Mayowa and then by Peters. On the ensuing AZ drive, a 35-yard Josh Rosen to Christian Kirk pass moved it to the MN 11 and set up a 26-yard Phil Dawson FG that made it 3-0. The Vikings responded with a 6-play, 75-yard scoring drive that ended on Latavius Murray's 21-yard TD run to go up 7-3. On the next play from scrimmage, RB David Johnson fumbled and the Vikings recovered at the AZ31. A Peters sack for minus-7 and a Chandler Jones tackle for a 4-yard loss on consecutive plays forced Minnesota to settle for a 37-yard Dan Bailey FG that made it 10-3. Early in the 2nd, the Vikings faced a 3rd-n-1 at their own 40 when Mayowa pressured Cousins forcing a hurried pass that TE Boston INT'd at the MIN47. On the next play, Rosen connected deep down the left sideline with TE Ricky Seals-Jones on a 40-yard completion to the 7. After an incompletion on 3rd-n-goal from the 1, the Cards went for it but Johnson's run was stopped short of the goal line. On the next MN drive, Chandler Jones got to Cousins on a sack forcing a fumble that S Budda Baker scooped up and returned 36 yards for a TD that tied the game at 10. In the first half's final seconds, Bailey hit a 48-yard go-ahead FG to put the Vikes up 3 at intermission.

The Vikings opened the 3rd quarter with TDs on their first two drives. First, Cousins capped a 10-play, 75-yard drive with a 13-yard TD pass to WR Adam Thielen. The Vikings started their next drive at the AZ43 and on the first play, Murray rushed 34 yards to the 9. A play later, Cousins ran it around the right end of a 7-yard TD that made it 27-10. Thielen finished the game with 11 catches for 123 yards while Murray gained 155 rushing yards on 24 attempts. The Cards would add a TD in the 4th when Johnson's 1-yard run ended a 7-play, 69-yard drive. On it, Rosen was 5-5 for 68 yards and Seals-Jones and Larry Fitzgerald each had a pair of catches. Arizona could get no closer and would fall by that 27-17 margin.

	1	2	3	4	OT	F
CARDINALS	3	7	0	7	—	17
Vikings	10	3	14	0	—	27

Team	Qtr.	Time	Scoring Play	Drive	Score
CARDS	1	8:18	Dawson 26-yard FG	7-49, 2:47	3-0
Vikings	1	5:33	Murray 21-yard run (Bailey kick)	6-75, 2:45	3-7
Vikings	1	2:03	Bailey 37-yard FG	6-12, 3:23	3-10
CARDS	2	4:13	Baker 36-yard fumble recovery (Dawson kick)	--	10-10
Vikings	2	0:07	Bailey 48-yard FG	7-36, 1:13	10-13
Vikings	3	10:06	Thielen 13-yard pass from Cousins (Bailey kick)	10-75, 4:54	10-20
Vikings	3	6:37	Cousins 7-yard run (Bailey kick)	3-43, 1:11	10-27
CARDS	4	6:57	D.Johnson 1-yard run (Dawson kick)	7-69, 2:48	17-27

## STATISTICS

	AZ	MIN
First Downs . . . . .	16	20
3rd Down Eff. (Pct) . . . . .	0-10 (0)	5-14 (36)
Total Plays . . . . .	55	70
Avg. Gain . . . . .	4.9	5.0
Rushes-Yards . . . . .	20-60	32-195
Net Passing Yards . . . . .	208	216
Total Net Yards . . . . .	268	411
Passing (A-C-I) . . . . .	31-21-1	34-24-1
Sacked by Opp. . . . .	4-32	4-17
Punts-Average . . . . .	6-48.0	5-45.0
Fumbles-Lost . . . . .	1-1	1-1
Penalties . . . . .	5-30	9-52
Time of Possession . . . . .	25:38	34:22

**Weather:** Indoors

### RUSHING

**CARDS:** D.Johnson 18-54, 1 TD; Edmonds 1-4; Coleman 1-2.

**Vikings:** Murray 24-155, TD; Boone 1-20; Cousins 4-14, TD; Diggs 1-9; Ham 1-1; Thomas 1-(-4).

### PASSING

**CARDS:** Rosen 21-31, 240 yds, 0 TD, 1 INT.

**Vikings:** Cousins 24-34, 233, 1 TD, 1 INT.

### RECEIVING

**CARDS:** Kirk 6-77; Seals-Jones 5-69; Fitzgerald 5-39; D.Johnson 2-15; Gresham 1-26; Nelson 1-9; C.Williams 1-9.

**Vikings:** Thielen 11-123, TD; Treadwell 4-38; Rudolph 4-37; Diggs 3-33; Murray 1-3; Cousins 1-(-1).

### INTERCEPTIONS

**CARDS:** Boston 1-0.

**Vikings:** Harris 1-0.



## BRONCOS 45, CARDINALS 10

OCTOBER 18, 2018  
STATE FARM STADIUM (62,359)

In a Thursday night match-up in AZ, the Broncos started fast and never looked back. They recorded five takeaways and six different Denver players scored touchdowns. That included a pair of defenders who returned 1st quarter INTs for TDs that contributed to a 35-point 1st half for Denver. The 45-10 victory upheld the Broncos record to 3-4 while the loss dropped the Cards to 1-6 on the season.

The Cardinals' difficulties began almost immediately. On the game's 2nd play from scrimmage, QB Josh Rosen's pass was batted into the air at the line of scrimmage by Denver DE Derek Wolfe; LB Todd Davis hauled it in and returned the INT 20 yards for a TD. Following an Arizona punt, the Broncos offense took the field for the first time and moved from their own 23 to the A228 in 5 plays. On the 1st down play from there, WR Emmanuel Sanders took the ball on a reverse and ran to his right before lofting a pass into the end zone that WR Courtland Sutton dove to secure for a TD. Down 14-0, the Cards next drive advanced to the DEN25 thanks to Rosen completions to RB David Johnson, WR Larry Fitzgerald and TE Ricky Seals-Jones. They were stopped on 3rd-n-4 from there and came away with a 43-yard Phil Dawson FG that made it 14-3 with 5:23 in the opening quarter. That was as close as the Cards would get on this night. With just over 2 minutes left in the 1st quarter, the Cards faced a 3rd-n-1 at their own 46. Rosen targeted WR JJ Nelson who was knocked off his route and the ball was instead intercepted by Denver CB Chris Harris who took it 53 yards for a score. Up 21-3, Denver started its next drive on its own 35 early in the 2nd quarter. On the 1st play, Case Keenum found a wide-open Sanders deep downfield for a 64-yard TD pass that made it 28-3. The only other points of the 1st half came in the final quarter when RB Royce Freeman capped a 15-play, 70-yard drive with his 1-yard run that made it 35-3 at intermission.

The Broncos got the ball to start the 2nd half but CB Patrick Peterson snuffed out that drive with an INT off Keenum, the all-pro CB's 23rd career theft. On the ensuing series, the Cards turned in their best drive of the evening, an 11-play, 63-yard effort that ended when Rosen hit WR Larry Fitzgerald with a 4-yard TD pass. Trailing 35-10, the Cards had another chance to cut into the deficit after forcing a Denver 3-n-out. However, when AZ got the ball back, LB Von Miller forced a Rosen fumble that DE DeMarcus Walker recovered at the A243. Two plays later, RB Phillip Lindsay ran 28 yards for a TD that made it 42-10 with 3:23 left in the third. The game's final points came via a 41-yard Brandon McManus FG with 5:35 left in the game that made the final tally 45-10.

	1	2	3	4	OT	F
Broncos	21	14	7	3	—	45
CARDINALS	3	0	7	0	—	10

Team	Qtr.	Time	Scoring Play	Drive	Score
Broncos	1	14:01	T.Davis 20-yard INT return (McManus kick)	--	7-0
Broncos	1	8:38	Sutton 28-yard pass from Sanders (McManus kick)	6-77, 3:41	14-0
CARDS	1	5:18	Dawson 43-yard FG	9-61, 3:20	14-3
Broncos	1	2:02	Harris 53-yard INT return (McManus kick)	--	21-3
Broncos	2	14:40	Sanders 64-yard pass from Keenum (McManus kick)	1-64, 0:11	28-3
Broncos	2	0:21	Freeman 1-yard run (McManus kick)	15-70, 6:39	35-3
CARDS	3	8:33	Fitzgerald 4-yard pass from Rosen (Dawson kick)	11-63, 4:11	35-10
Broncos	3	3:32	Lindsay 28-yard run (McManus kick)	3-43, 1:35	42-10
Broncos	4	5:35	McManus 41-yard FG	4-(-11), 2:13	45-10

## STATISTICS

	DEN	AZ
First Downs.....	15	14
3rd Down Eff. (Pct).....	5-13 (38)	4-14 (29)
Total Plays.....	55	66
Avg. Gain.....	5.6	3.4
Rushes-Yards.....	31-131	21-69
Net Passing Yards.....	178	154
Total Net Yards.....	309	223
Passing (A-C-I).....	22-15-1	39-21-3
Sacked by Opp.....	2-11	6-40
Punts-Average.....	6-43.5	6-50.7
Fumbles-Lost.....	0-0	3-2
Penalties.....	5-50	7-45
Time of Possession.....	30:49	29:11

Weather: Clear, 82 degrees, Humidity 27%, Winds North 6 mph

## RUSHING

Broncos: Lindsay 14-90, TD; Freeman 13-37, TD; Keenum 4-4.  
CARDS: D.Johnson 14-39; Rosen 1-14; Edmonds 5-9; Nelson 1-7.

## PASSING

Broncos: Keenum 14-21, 161 yds, 1 TD, 1 INT; Sanders 1-1, 28, 1 TD, 0 INT.  
CARDS: Rosen 21-39, 194 yds, 1 TD, 3 INT.

## RECEIVING

Broncos: Sanders 6-102, TD; D.Thomas 5-42; Sutton 1-28, TD; LaCosse 1-12; Lindsay 1-6; Booker 1-(-1).  
CARDS: Fitzgerald 4-40, TD; C.Williams 4-34; Kirk 3-57; D.Johnson 3-31; Edmonds 3-12; Seals-Jones 2-12; Nelson 2-8.

## INTERCEPTIONS

Broncos: C.Harris 1-53, TD; T.Davis 1-20, TD; Roby 1-0.  
CARDS: Peterson 1-0.



## CARDINALS 18, 49ERS 15

OCTOBER 28, 2018  
STATE FARM STADIUM - (61,923)

The Cardinals closed the first half of the season at home against the 49ers and trailed by 12 in the 4th quarter. But behind rookie QB Josh Rosen and on the shoulders of 15-year vet Larry Fitzgerald, they would rally to score 15 unanswered including the go-ahead TD with 3:4 left. It was Arizona's 8th straight win in the series vs San Fran and made for a successful debut for Byron Leftwich in his first game as offensive coordinator. It marked the first time since 1999 that the Cards overcame a 4th quarter deficit of 12+ points and upheld the team's 2018 record to 2-6. Rosen became the NFL's first rookie QB to overcome a double-digit 4th quarter deficit since Andrew Luck and Russell Wilson both did it in 2012. In the pivotal final quarter Rosen was 12-18 for 150 yards with 2 TDs and 0 INTs (129.4 rating) while Fitzgerald caught 4 passes for 81 yards and a TD, adding another catch on a successful 2-point conversion.

While the game's finish was thrilling, its start was inauspicious for the Cards. Three plays after beginning their 2nd offensive series at their own 5, Rosen was flagged for intentional grounding in the end zone resulting in a safety. Later in the 1st half, AZ embarked on a long drive into San Fran territory. Rosen was 5-7 for 46 yards on the possession that would reach the SF8 and Phil Dawson's 31-yard FG ended the 12-play, 78-yard drive that made it 3-2. With 6:30 to go before halftime, Rosen was intercepted by San Fran S Jaquiski Tarta and the 23-yard return took it to the A212. A critical stand by the Cardinal defense ensued. S Budda Baker made a 5-yard tackle for loss on 1st down and DT Robert Nkemdi tipped a pass at the line on 3rd down to force a 27-yard Robbie Gould FG that put the 49ers back up 5-3 at the half.

Eight minutes into the 3rd quarter, San Fran faced a 3rd-n-6 from its own 45 when C.J. Beathard hit Marquise Goodwin with a short crossing pass that the speedy WR took 55 yards for a TD. At the start of the 4th, the 49ers were threatening inside the 10 but the defense again held them to a short FG. Down 15-3 with 13:33 remaining, the Cards needed a spark. As usual, they got it from Fitzgerald whose 37-yard catch combined with a roughing the passer penalty quickly took it from the A237 to the SF13. Two plays later Fitz hauled in career TD #112 with a 13-yarder from Rosen that cut the deficit to 15-3. After forcing a 49ers punt, AZ took over at its own 17 with 6:52 remaining. That drive would end two minutes later when TE Jermaine Gresham fumbled at the end of a catch and run into SF territory; the Niners recovered at their own 30 with 4:44 to play and up 5. But a 3rd down sack split between Baker and DT Rodney Gunter forced a SF punt, after which the Cards took over at their own 27 with 2:16 left and one timeout. Rosen completed consecutive passes to Fitzgerald (11 & 20 yards) and a 19-yarder to Kirk moved it to the SF23 with 1:30 remaining. With 1:39 left, AZ faced a 3rd-n-goal from the 9 when Rosen fired to the back of the end zone. Kirk snared it at the end line, absorbed a huge hit, and held on for the go-ahead TD. Fitzgerald's grab on the 2-point try made it 18-15 and was punctuated by his 1st career celebratory spike. The 49ers would advance to the A245 before both time and their comeback hopes expired simultaneously.

	1	2	3	4	OT	F
49ers	2	3	7	3	--	15
CARDINALS	0	3	0	15	--	18

Team	Qtr.	Time	Scoring Play	Drive	Score
Niners	1	4:07	Intentional grounding in end zone for safety	--	2-0
CARDS	2	10:23	Dawson 31-yard FG	12-78, 6:33	2-3
Niners	2	4:32	Gould 27-yard FG	4-3, 1:41	5-3
Niners	3	6:22	Goodwin 55-yard pass from Beathard (Gould kick)	6-70, 1:34	12-3
Niners	4	13:33	Gould 20-yard FG	11-73, 6:14	15-3
CARDS	4	11:06	Fitzgerald 13-yard pass from Rosen (Dawson kick)	6-75, 2:27	15-10
CARDS	4	0:34	Kirk 9-yard pass from Rosen (Rosen-Fitzgerald pass)	12-73, 1:42	15-18

## STATISTICS

	SF	AZ
First Downs.....	16	20
3rd Down Eff. (Pct).....	5-14 (36)	6-14 (43)
Total Plays.....	63	64
Avg. Gain.....	4.2	5.0
Rushes-Yards.....	31-107	21-88
Net Passing Yards.....	160	233
Total Net Yards.....	267	321
Passing (A-C-I).....	28-14-0	40-23-1
Sacked by Opp.....	4-30	3-19
Punts-Average.....	7-40.7w	5-45.8
Fumbles-Lost.....	2-0	1-1
Penalties.....	5-59	9-62
Time of Possession.....	32:19	27:41

Weather: Indoors

## RUSHING

Niners: Breida 16-42; Morris 6-28; Mostert 2-18; Juszczyk 2-10; Beathard 5-9.

CARDS: D.Johnson 16-59; Rosen 2-12; Edmonds 2-9; Nelson 1-8.

## PASSING

Niners: Beathard 14-28, 190 yds, 1 TD, 0 INT.  
CARDS: Rosen 23-40, 252 yds, 2 TD, 1 INT.

## RECEIVING

Niners: Bourne 7-71; Kittle 5-57; Goodwin 1-55, TD; Taylor 1-7.  
CARDS: Fitzgerald 8-102, TD; D.Johnson 4-41; Kirk 3-42, TD; Gresham 3-22; C.Williams 2-21; Seals-Jones 2-12; Edmonds 1-12.

## INTERCEPTIONS

Niners: Tartt 1-23.  
CARDS: None.



## CHIEFS 26, CARDINALS 14

NOVEMBER 11, 2018  
ARROWHEAD STADIUM • (76,712)



The Cardinals traveled to Kansas City in week 10 to face a formidable Chiefs team that owned the NFL's best record (8-1) and #1 scoring unit (36.3 points/game). They would hold the KC offense 10 points and 103 yards beneath its season averages while limiting QB Patrick Mahomes to his lowest passing yardage total of the year. Early in the 4th, AZ was within 6 points and had the ball at its own 40. However, Chiefs LB Justin Houston sniffed out a Josh Rosen screen pass to David Johnson and his interception set up KC at the AZ31. Four plays later, RB Spencer Ware ran it in from 3 yards out to give the Chiefs a 12-point lead with 10 minutes remaining and the Cards would get no closer. For AZ, Johnson enjoyed his best game of the year with 98 rushing yards and 85 receiving along with a TD in each category. DE Chandler Jones had 2 of Arizona's 5 sacks of Mahomes who had not been taken down more than twice in any game previously. Larry Fitzgerald recorded all 50 of his receiving yards in the 2nd half, enabling him to pass Terrell Owens and move into 2nd place on the NFL's all-time receiving yardage list.

The Chiefs came out of the blocks blazing; on the game's first play, Mahomes hit WR Tyreek Hill with a 38-yard pass down the left sideline that took it to the AZ37. A play later, the two connected on a 37-yard strike down the middle that put KC up 7-0 just 56 seconds into the contest. The Cardinals shook that off and responded with a 12-play, 75-yard drive on which Johnson almost exclusively led the way; he ran 6 times for 24 yards and caught 2 passes for 20 including a TD grab on 3rd-n-goal from the 9. AZ also converted three 3rd downs on the drive and finished the game at 50% (7-14). After that game-tying TD, the Cards attempted a surprise on-side kick but could not corral the ball before it went out of bounds. Despite giving the potent Chiefs offense possession at the AZ 38, the AZ defense was able to limit KC to 3 with a 45-yard Harrison Butler FG. On the next Chiefs drive, Butler added another from 46 yards to put them up 13-7 early in the 2nd. The Chiefs threatened again on their next offensive series. After advancing to the AZ28, the defense pushed them back and they faced a 3rd-n-goal from the 14. On that play, however, Mahomes found Hill with a 14-yard strike in the middle of the end zone that put KC up 20-7 at intermission.

The Cards offense got the ball first coming out of the locker room and they took advantage. After returner T.J. Logan took the 2nd half-opening kickoff 36 yards to the AZ39, Rosen led a 12-play, 61-yard drive on which Johnson touched it 7 times (6 rushes, 1 reception) and the Cards converted on 3rd down three times. The last Johnson carry was a 1-yard TD run that made it 20-14. That 6-point difference remained until the Houston INT of the screen pass in the 4th that led to the subsequent Chiefs TD. Arizona's offense would get the ball back three more times but could not find the end zone.

	1	2	3	4	OT	F
CARDINALS	7	0	7	0	—	14
Chiefs	10	10	0	6	—	26

Team	Qtr.	Time	Scoring Play	Drive	Score
Chiefs	1	14:04	T. Hill 37-yard pass from Mahomes (Butker kick)	3-75, 0:56	0-7
CARDS	1	8:03	D. Johnson 3-yard pass from Rosen (Dawson kick)	12-75, 6:01	7-7
Chiefs	1	3:00	Butker 45-yard FG	7-11, 5:03	7-10
Chiefs	2	12:29	Butker 46-yard FG	9-54, 3:58	7-13
Chiefs	2	5:31	T. Hill 14-yard pass from Mahomes (Butker kick)	9-73, 4:53	7-20
CARDS	3	7:48	D. Johnson 1-yard run (Dawson kick)	12-61, 7:12	14-20
Chiefs	4	10:14	Ware 3-yard run (pass failed)	4-31, 1:58	14-26

## STATISTICS

	AZ	KC
First Downs.....	21	20
3rd Down Eff. (Pct).....	7-14 (50)	4-11 (36)
Total Plays.....	69	56
Avg. Gain.....	3.8	5.9
Rushes-Yards.....	25-94	23-118
Net Passing Yards.....	166	212
Total Net Yards.....	260	330
Passing (A-C-I).....	39-22-2	28-21-0
Sacked by Opp.....	5-42	5-37
Punts-Average.....	5-49.4	5-46.6
Fumbles-Lost.....	1-0	1-0
Penalties.....	3-30	8-63
Time of Possession.....	31:47	28:13

**Weather:** Sunny and clear, 43 degrees, 51% humidity. Wind north 5 mph.

### RUSHING

**CARDS:** D.Johnson 21-98, TD; Edmonds 2-7; Rosen 1-(-1); Nelson 1-(-10).

**Chiefs:** Hunt 16-71; Mahomes 4-21; Hill 1-20; Ware 2-6, TD.

### PASSING

**CARDS:** Rosen 22-39, 208 yds, 1 TD, 2 INT.

**Chiefs:** Mahomes 21-28, 249 yds, 2 TD, 0 INT.

### RECEIVING

**CARDS:** D.Johnson 7-85, TD; Fitzgerald 6-50; Seals-Jones 5-51; Logan 2-14; Kirk 2-8.

**Chiefs:** T.Hill 7-117, 2 TD; Kelce 6-46; Robinson 3-30; Hunt 2-25; Conley 1-22; Ware 1-7; Sherman 1-2.

### INTERCEPTIONS

**CARDS:** None.

**Chiefs:** Nelson 1-35; Houston 1-4.



## RAIDERS 23, CARDINALS 21

NOVEMBER 18, 2018  
STATE FARM STADIUM • (62,435)



In a week 11 home game against Oakland, the Cardinals trailed by 6 heading into the final quarter but took the lead with 5:02 remaining thanks to Larry Fitzgerald's 2nd TD catch of the day from Josh Rosen. They could not hold that lead, however, as the Raiders went 63 yards in the final 1:53 and Daniel Carlson's 35-yard game-winner as time expired dropped the Cards to 2-8 on the season.

The Raiders benefitted from two 1st half interceptions, each of which they converted into a TD. On the 2nd snap of the game, Oakland CB Gareon Conley intercepted a Rosen pass and returned it 28 yards to the AZ32. Three plays later, Derek Carr found TE Jared Cook open on the right side for a 23-yard TD that made it 7-0. Cards returner T.J. Logan took the ensuing kickoff 32 yards to the AZ36 before the Cards launched a ground-heavy 9-play drive, 7 of which were runs (David Johnson 5-19, Chase Edmonds 2-14). The last play, however, was an 18-yard pass from Rosen to Fitzgerald that tied the game. The next Oakland drive went 3-n-out thanks to a Chandler Jones sack and the Cards then started at their own 35. Two plays later, they faced a 3rd-n-5 from their 41 when Rosen hit Kirk with a pass near the line of scrimmage; Kirk, who was celebrating his 22nd birthday, slipped a tackle and turned the short completion into a 59-yard score down the left sideline, making it 14-7. The 2nd play of the next AZ drive again saw the Raiders record an INT, this one when S Karl Joseph gathered a deflected pass and returned it to midfield. Seven plays later on 3rd-n-3 from the 5, Carr hit WR Brandon LaFell with a TD pass just inside the near pylon that tied the game at 14 midway thru the 2nd quarter. Each offense would possess the ball 3 more times but neither would put points on the board before halftime.

Oakland would score FGs on each of its two 3rd quarter drives. The first was a 49-yarder from Carlson that capped a 7-play, 44-yard drive and put the Raiders up 17-14. Late in the 3rd, they advanced inside the Cards 5 but were thrown for a loss on 3rd-n-goal at the 1; Carlson's 21-yarder put Oakland up 6 heading into the 4th quarter. With 7:39 to play, AZ took over at its own 20. A 10-yard Johnson run on the 1st play was immediately followed by his 53-yard burst down the left sideline to the OAK17. On 3rd-n-10 from there, Rosen threaded it to Kirk who tapped his toes at the 5; on the next snap, Rosen found Fitzgerald for the TD. The AZ defense forced a Raiders 3-n-out but the Cards responded with one of their own. A superb Andy Lee punt forced Oakland to start its own 2 and the Raiders again went 3-n-out. With 2:39 left, AZ took over at the OAK44 but an unnecessary roughness call against TE Jermaine Gresham was very costly and a holding penalty by TE Ricky Seals-Jones negated a 57-yard Johnson TD run. The result was a punt, after which the Raiders took over at their own 20 with 1:53 left and no timeouts. On 2nd-n-10 from the OAK31, Carr found WR Marcell Ateman with a 32-yard completion to the AZ37. Two plays later, a 20-yarder to WR Seth Roberts moved it to the 17 setting up Carlson's 35-yard game-winner.

	1	2	3	4	OT	F
Raiders	7	7	6	3	—	23
CARDINALS	14	0	0	7	—	21

Team	Qtr.	Time	Scoring Play	Drive	Score
Raiders	1	12:36	Cook 23-yard pass from Carr (Carlson kick)	3-33, 1:33	7-0
CARDS	1	6:14	Fitzgerald 18-yard pass from Rosen (McCrane kick)	9-64, 6:22	7-7
CARDS	1	0:16	Kirk 59-yard pass from Rosen (McCrane kick)	3-64, 1:40	7-14
Raiders	2	8:20	LaFell 5-yard pass from Carr (Carlson kick)	7-50, 3:37	14-14
Raiders	3	10:26	Carlson 49-yard FG	7-44, 4:34	17-14
Raiders	3	0:22	Carlson 21-yard FG	12-63, 7:39	20-14
CARDS	4	5:02	Fitzgerald 5-yard pass from Rosen (McCrane kick)	6-80, 2:37	20-21
Raiders	4	0:00	Carlson 35-yard FG	9-63, 1:53	23-21

## STATISTICS

	OAK	AZ
First Downs.....	19	13
3rd Down Eff. (Pct).....	5-15 (33)	3-11 (27)
Total Plays.....	68	52
Avg. Gain.....	4.8	5.4
Rushes-Yards.....	33-152	31-154
Net Passing Yards.....	173	128
Total Net Yards.....	325	282
Passing (A-C-I).....	31-19-0	20-9-2
Sacked by Opp.....	4-19	1-8
Punts-Average.....	8-45.1	8-52.3
Fumbles-Lost.....	1-0	1-0
Penalties.....	4-20	7-62
Time of Possession.....	36:01	23:59

**Weather:** Sunny and clear, 72 degrees, 20% humidity. Winds SE 3 mph.

### RUSHING

**Raiders:** Richard 11-61; Martin 10-52; Washington 12-39.

**CARDS:** D.Johnson 25-137;

Edmonds 5-17; Rosen 1-0.

### PASSING

**Raiders:** Carr 19-31, 192 yds, 2 TD, 0 INT.

**CARDS:** Rosen 9-20, 136 yds, 3

TD, 2 INT.

### RECEIVING

**Raiders:** Ateman 4-50; Roberts 4-38; Richard 3-32; Cook 3-31, 1 TD; LaFell 2-29, TD; Smith 2-6;

Martin 1-6.

**CARDS:** Kirk 3-77, TD; Fitzgerald 2-23, 2 TD; D.Johnson 1-17; Gresham 1-8; Sherfield 1-6; Seals-Jones 1-6.

### INTERCEPTIONS

**Raiders:** Conley 1-28; Joseph 1-5.

**CARDS:** None.





## CHARGERS 45, CARDINALS 10

NOVEMBER 25, 2018  
STUBHUB CENTER - (25,343)



The Cardinals came out of the blocks quickly on the road against the Chargers, jumping to a 10-0 lead after their first two offensive possessions. After that, however, LA dominated and scored 45 unanswered points. Chargers QB Philip Rivers set an NFL record with 25 consecutive completions to start the game and finished 28-29 for 259 yards and 3 TDs. His 96.8 completion percentage was also an NFL record. After missing the previous 2 games with a calf injury, Cards DT Robert Nkemdiche turned in his best game as a pro, finishing with 2.5 sacks and 8 tackles including 4 for loss. WR Larry Fitzgerald caught his 115th career TD and StubHub Center became the 41st NFL venue in which he recorded a regular season catch.

Arizona received the opening kickoff and marched right down the field. David Johnson ran the ball 4 times for 20 yards and Josh Rosen completed 4 of 4 passes for 56 yards. WR Christian Kirk's 17-yard reception moved it to the LA47 and Fitzgerald ended the game-opening drive with a 25-yard TD catch from Rosen. The Cards defense then forced the LA offense to go 3-n-out when defensive linemen Chandler Jones and Nkemdiche combined on 3rd down sack Rivers. Kirk returned the ensuing punt 26 yards to the LA44 and that field position led to a 30-yard Phil Dawson FG that made it 10-0. On the 2nd play of the 2nd quarter, Rivers capped an 8-play, 58-yard drive with his 9-yard TD pass to WR Mike Williams that trimmed the AZ lead to 10-7. The next Chargers drive ended when DT Rodney Gunter forced a Rivers fumble that fellow D-lineman Benson Mayowa recovered at the LA35. The Cards failed to convert the takeaway into points as the drive stalled at the 28 and Dawson's 46-yard FG try missed to the left. From there, the Chargers moved 64 yards in 7 plays and Melvin Gordon's 28-yard TD run put them up 14-10 with 6:59 remaining in the half. On Arizona's next play from scrimmage, Rosen's pass to Kirk was picked off by LA safety Derwin James giving the ball to the Chargers at the AZ31. Four plays later, Gordon ran it in from 5 yards out to put LA up 21-10 with 4:16 remaining. Following a Cards three-n-out, LA took over at its own 20 with 1:45 remaining and 3 timeouts. That would be just enough time for the Chargers to move 80 yards in 10 plays and with :08 left, Williams caught his 2nd TD pass of the game — this one a 2-yard toe tapper that made it 28-10 at intermission.

The 3rd quarter was controlled almost entirely by the Chargers. They had the ball only twice but each drive consisted of 10+ plays and 70+ yards and together consumed 13:03. The first ended with Keenan Allen's 3rd yard TD catch, the other a 2-yard from RB Austin Ekeler's on the quarter's final play. Up 42-10 after 3, Rivers was removed and the game's only remaining score came via Badgley's 31-yard FG with 3:25 left. With the win, Los Angeles improved to 8-3 while the Cardinals fell to 2-9 on the season.

	1	2	3	4	OT	F
CARDINALS	10	0	0	0	—	10
Chargers	0	28	14	3	—	45

Team	Qtr.	Time	Scoring Play	Drive	Score
CARDS	1	10:20	Fitzgerald 25-yard pass from Rosen (Dawson kick)	9-76, 4:40	7-0
CARDS	1	4:22	Dawson 30-yard FG	8-32, 3:47	10-0
Chargers	2	14:12	M. Williams 9-yard pass from Rivers (Badgley kick)	8-58, 5:10	10-7
Chargers	2	6:59	Gordon 28-yard run (Badgley kick)	5-64, 2:41	10-14
Chargers	2	4:16	Gordon 5-yard run (Badgley kick)	4-31, 2:35	10-21
Chargers	2	0:08	M. Williams 2-yard pass from Rivers (Badgley kick)	10-80, 1:37	10-28
Chargers	3	8:01	Allen 4-yard pass from Rivers (Badgley kick)	11-77, 6:59	10-35
Chargers	3	0:00	Ekeler 2-yard run (Badgley kick)	10-73, 6:04	10-42
Chargers	4	3:25	Badgley 31-yard FG	9-62, 4:58	10-45

## STATISTICS

	AZ	LAC
First Downs	10	30
3rd Down Eff. (Pct)	4-12 (33)	3-7 (43)
Total Plays	45	66
Avg. Gain	3.3	6.3
Rushes-Yards	24-62	30-178
Net Passing Yards	87	236
Total Net Yards	149	414
Passing (A-C-I)	19-12-1	32-28-0
Sacked by Opp.	2-18	4-23
Punts-Average	5-49.2	2-52.5
Fumbles-Lost	1-0	1-1
Penalties	3-35	4-30
Time of Possession	24:42	35:18

**Weather:** Sunny and clear, 74 degrees, 52% humidity. Wind north 3 mph.

### RUSHING

**CARDS:** D.Johnson 17-63; Edmonds 5-0; Rosen 2-(-1).

**Chargers:** Gordon 10-61, 2 TD; Jackson 7-57; Ekeler 5-35, TD; Newsome 4-15; G.Smith 3-7; Rivers 1-3.

### PASSING

**CARDS:** Rosen 12-19, 105 yds, 1 TD, 1 INT.

**Chargers:** Rivers 28-29, 259 yds, 3 TD, 0 INT.

### RECEIVING

**CARDS:** Kirk 4-41; Fitzgerald 2-30, TD; D.Johnson 2-16; Sheffield 1-6; Seals-Jones 1-5; Logan 1-5; Gresham 1-2.

**Chargers:** Ekeler 10-68; K.Allen 7-72, TD; M.Williams 4-25, 2 TD; Benjamin 3-47; Gordon 2-5; Culkini 1-24; Gates 1-18.

### INTERCEPTIONS

**CARDS:** None.  
**Chargers:** D.James 1-3.



## CARDINALS 20, PACKERS 17

DECEMBER 2, 2018  
LAMBEAU FIELD - (77,234)



On a cold, windy and snowy December afternoon in Green Bay, few gave AZ a chance of upsetting a Packers team that had not lost at home in 2018 and was fighting to remain in the playoff picture. The Cards entered with a decimated offensive line and had not won in Green Bay since 1949 while Aaron Rodgers entered the game with a 16-1 December home record. But thanks to key contributions from multiple young players and a game-changing grab from a future Hall of Famer, the Cards pulled off the improbable victory.

The game's first six possessions ended in punts but early in the 2nd quarter, Jaire Alexander's 24-yard punt return set the Packers up at the AZ35. Five plays later, they went for it on 4th-n-4 at the AZ13 and Rodgers found Davante Adams in the back of the end zone for the game's first score. The Cards offense needed to answer and it did. Josh Rosen led an 11-play, 75-yard drive that rookie RB Chase Edmonds ended with his first career TD, a 6-yard run that came a play after an apparent Edmonds TD run was reversed by replay. Twice on the drive, AZ converted key 3rd-n-7 plays, first with a 12-yarder to Larry Fitzgerald and then a 21-yard completion to rookie WR Trent Sherfield. With the game tied at 7, the Packers took over at their own 31 with 4:35 to go in the half. They proceeded to go 55 yards in 14 plays and Mason Crosby's 32-yard FG with 0:15 remaining put Green Bay up 10-7.

The 2nd half started much like the 1st as the teams traded punts on the initial 4 drives. Midway thru the 3rd quarter, the Cards took over at their own 13 before back-to-back plays from rookie WR Christian Kirk moved it to the GB27; first he took a key sweep 23 yards and then hauled in a pass down the right side looking for 37. That helped set-up a 44-yard FG from Zane Gonzalez in his Cardinals debut. After a 3-n-out from the GB offense, AZ's next drive started at its own 35 with the game tied at 10. On the 1st play, Rosen scrambled for a 33-yard pick-up to the GB32 and on the next play, Edmonds' 29-yard run took it to the 3. AZ then went up 17-10 when Edmonds ran it in from 8 yards out. GB would tie it with 5:26 remaining as RB Aaron Jones capped an 11-play, 95-yard drive with his 8-yard TD run. After that game-tying score, AZ took over at its own 25 with just over 5 minutes remaining. A sack on 1st down, a fumbled snap and near INT on 2nd and a delay penalty, resulted in AZ facing a 3rd-n-23 at its own 12. On that play, Rosen took a shotgun snap, was flushed to his right and while running to escape the rush, lofted it downfield where Fitzgerald made an incredible, diving grab in front of the Packers bench to pick up 32 yards. Five David Johnson runs picked up 25 yards and after advancing to the GB26, Gonzalez drilled a 44-yarder to put AZ up 20-17 with 1:41 left. The ensuing GB drive started at its own 25. Rodgers completed 5-10 passes for 33 yards and scrambled for 11 to set up a 49-yard FG try that Crosby pushed right as time expired.

With the win, AZ improved to 3-9 and snapped a 3-game losing streak. The Packers fell to 4-7-1 and shortly after the game announced they had relieved head coach Mike McCarthy of his duties.

	1	2	3	4	OT	F
CARDINALS	0	7	10	3	—	20
Packers	0	10	0	7	—	17

Team	Qtr.	Time	Scoring Play	Drive	Score
Packers	2	11:29	D.Adams 13-yard pass from Rodgers (Crosby kick)	5-35, 2:13	0-7
CARDS	2	4:42	Edmonds 6-yard run (Gonzalez kick)	11-75, 6:47	7-7
Packers	2	0:15	Crosby 32-yard FG	14-55, 4:27	7-10
CARDS	3	5:18	Gonzalez 44-yard FG	6-61, 2:24	10-10
CARDS	3	1:54	Edmonds 8-yard run (Gonzalez kick)	4-65, 1:38	17-10
Packers	4	5:26	A.Jones 8-yard run (Crosby kick)	11-95, 5:51	17-17
CARDS	4	1:41	Gonzalez 44-yard FG	11-49, 3:45	20-17

## STATISTICS

	AZ	GB
First Downs	18	22
3rd Down Eff. (Pct)	5-13 (38)	3-14 (21)
Total Plays	57	74
Avg. Gain	5.5	4.4
Rushes-Yards	29-182	23-98
Net Passing Yards	133	227
Total Net Yards	315	325
Passing (A-C-I)	26-11-0	50-31-0
Sacked by Opp.	2-16	1-6
Punts-Average	6-44.8	7-48.5
Fumbles-Lost	3-0	0-0
Penalties	7-49	7-43
Time of Possession	27:34	32:26

**Weather:** Cloudy, rain & snow, 34 degrees, 92% humidity. Wind N-NE 20 mph.

### RUSHING

**CARDS:** D.Johnson 20-69; Edmonds 5-53, 2 TD; Rosen 2-32; Kirk 1-23; Logan 1-5.

**Packers:** A.Jones 11-36, TD; Valdes-Scantling 2-29; Rodgers 3-20; J.Williams 7-13.

### PASSING

**CARDS:** Rosen 11-26, 149 yds, 0 TD, 0 INT.

**Packers:** Rodgers 31-50, 233 yds, 1 TD, 0 INT.

### RECEIVING

**CARDS:** Kirk 3-54; Fitzgerald 3-48; Edmonds 2-13; Sherfield 1-21; Seals-Jones 1-10; D.Johnson 1-3.

**Packers:** D.Adams 8-93; Graham 8-50; A.Jones 4-16; J.Williams 4-14; Cobb 3-25; Valdes-Scantling 2-19; Kumerow 1-11; Tonyan 1-5.

### INTERCEPTIONS

**CARDS:** None.  
**Packers:** None.



**LIONS 17, CARDINALS 3**  
DECEMBER 9, 2018  
STATE FARM STADIUM – (62,014)



Points were at a premium when the Lions and Cardinals met in week 14 in Arizona. Just 3 were scored in the 1st half and the game's only offensive TD came with 4 minutes remaining in the 4th quarter. But Detroit came up with a defensive score late in the 3rd quarter that was pivotal in the outcome. Arizona's defense limited the Lions to 218 total net yards and just 96 net passing yards; however, a 75-yard Detroit TD drive after the Cardinals had cut it to 7 midway thru the 4th quarter proved to be the back-breaker. Cards WR Larry Fitzgerald was held without a reception in the 1st half but tallied 5 for 55 yards in the 2nd. The first of those moved him past Jerry Rice and gave him more catches with one team than any player in NFL history.

On the game's opening drive, the Lions advanced to the AZ34. On 1st down from there, a pass play to RB LeGarrette Blount ended when he was tackled by Cards S Budda Baker who also stripped him of the ball and recovered it himself at the AZ30. After that drive, neither team crossed midfield again in the 1st quarter but the Lions threatened early in the 2nd. After reaching the AZ36, Matt Prater's 47-yard FG put them up 3-0. On the next drive, the Cardinals faced a 3rd-n-9 from their own 36 when Rosen hit rookie WR Trent Sherfield with a 19-yard completion to the DET45 and a 15-yard facemask penalty tagged on at the end of the play took it to the 30. However, AZ came away with no points as Zane Gonzalez's 54-yard FG attempt hit off the left upright and the Lions led 3-0 at intermission.

On its 2nd drive of the 3rd quarter, the Cardinals offense got some momentum going. On consecutive plays, Rosen completed passes to Sherfield (12 yards), Fitzgerald (14) and JJ Nelson (16) to move the ball to the DET40. On 3rd-n-14 at the 44, Rosen attempted a pass to Sherfield on an out route at the right sideline but CB Darius Slay stepped in front of it at the 33 and took it back for a TD. Rosen and the Cards shook that off quickly. On the ensuing drive, they moved 62 yards to the DET4 but could not put it in the end zone and Gonzalez's 22-yard FG trimmed the Lions lead to 10-3 with 8:14 left. That was as close as the Cards would get. On the next drive, the Lions went 75 yards in 7 plays; 33 of the yards came on penalties while 42 came on seven Zach Zenner runs, the last of which was a 1-yard TD. Down 17-3, the Cards offense would get the ball back two more times but was not able to produce points on either.

The victory improved the Lions season record to 5-8 while the Cardinals fell to 3-10. After two more starting offensive linemen went on IR earlier in the week, the Cardinals started their 9th different offensive line combination of the year and 7th in as many weeks. Injuries at WR also forced the Cards to go with two undrafted rookie free agents among the 4 they dressed for the game. Sherfield was one of them and recorded a game-high 77 yards on 5 catches.

	1	2	3	4	OT	F
Lions	0	3	7	7	—	17
CARDINALS	0	0	0	3	—	3

Team	Qtr.	Time	Scoring Play	Drive	Score
Lions	2	9:35	Prater 47-yard FG	13-55, 7:56	3-0
Lions	3	3:03	Slay 67-yard INT return (Prater kick)	—	10-0
CARDS	4	8:14	Gonzalez 22-yard FG	9-62, 5:17	10-3
Lions	4	4:05	Zenner 1-yard run (Prater kick)	7-75, 4:09	17-3

## STATISTICS

	DET	AZ
First Downs	16	22
3rd Down Eff. (Pct)	4-12 (33)	6-16 (38)
Total Plays	55	65
Avg. Gain	4.0	4.3
Rushes-Yards	31-122	21-61
Net Passing Yards	96	218
Total Net Yards	128	279
Passing (A-C-I)	23-15-0	41-26-1
Sacked by Opp.	1-5	3-22
Punts-Average	7-45.3	6-49.8
Fumbles-Lost	2-1	2-0
Penalties	7-68	8-83
Time of Possession	28:16	31:44

**Weather:** Sunny, 70 degrees, 41% humidity. Wind W 2 mph.

**RUSHING**  
Lions: Zenner 12-54, TD; Blount 12-33; Riddick 6-28; Stafford 1-7.  
CARDINALS: D.Johnson 15-49; Edmonds 3-14; Rosen 2-3; Nelson 1-(-5).  
**PASSING**  
Lions: Stafford 15-23, 101 yds, 0 TD, 0 INT.  
CARDINALS: Rosen 26-41, 240 yds, 0 TD, 1 INT.

**RECEIVING**  
Lions: Riddick 4-30; Ellington 4-17; Toilolo 2-26; Blount 2-18; Golladay 2-5; A.Jones 1-5.  
CARDINALS: D.Johnson 8-12; Sherfield 5-77; Fitzgerald 5-55; Nelson 3-43; Seals-Jones 3-31; Tolliver 2-22.  
**INTERCEPTIONS**  
Lions: Slay 1-67, TD.  
CARDINALS: None.



**FALCONS 40, CARDINALS 14**  
DECEMBER 16, 2018  
MERCEDES-BENZ STADIUM – (72,084)



In week 15 at Atlanta, the Cardinals jumped to an early lead with a TD on their first drive. But after that it was all Falcons who went to score 40 unanswered points en route to a 40-14 victory. With it, the Falcons improved to 5-9 while Arizona fell to 3-11 on the season. Both offenses ran 65 plays but Atlanta outgained the Cards in total net yards, 435-253. WR Larry Fitzgerald led all receivers with 7 catches for 82 yards.

The Cardinals struck first in the game with a TD on their initial offensive possession. On that drive's 3rd play, QB Josh Rosen hit RB David Johnson deep down the right sideline for a 40-yard completion to the ATL12. On 3rd-n-15 at the ATL17, a 15-yard Johnson reception picked up the first down and a play later he punched it in from a yard out to make it 7-0. After Arizona's defense forced a Falcons 3-n-out, the offense took over at its own 43 but on the 2nd play of that drive, the game's momentum shifted dramatically. Rosen's screen pass attempt to Johnson was tipped into the air at the line of scrimmage by DE Vic Beasley and grabbed by LB Deion Jones who returned it 41 yards for a game-tying TD. On the 1st play of Atlanta's next offensive possession, RB Tevin Coleman ran 65 yards to the AZ27 but the defense forced them to settle for a 22-yard Matt Bryant FG that gave ATL a 10-7 lead. On their next drive, the Cards faced a 3rd-n-8 at their own 40 when DT Grady Jarrett hit Rosen's arm as he headed to throw, forcing a fumble that CB Brian Poole recovered at the AZ34. On the next snap, WR Julio Jones took a Matt Ryan pass 22 yards to the 2. That led to a 1-yard Ryan TD on a QB sneak that made it 11-7 early in the 2nd quarter. Later in the quarter, Bryant's 33-yarder capped an 11-play, 65-yard Falcons drive and made it 20-7. With just over a minute before halftime, a Poole interception gave ATL possession at its own 29. Six plays later, Jones made a diving TD grab in the end zone that made it 26-7 at intermission.

The Falcons increased their lead to 33-7 with 5:39 to go in the 3rd quarter on Coleman's 43-yard TD run. Early in the 4th, Ryan capped a 12-play, 76-yard scoring drive with his 5-yard TD pass to WR Justin Hardy that made it 40-7. Shortly thereafter, back-up QB Mike Glennon came on in relief of Rosen and in his first series, led a 13-play, 64-yard drive he ended with a 7-yard scoring pass to Trent Sherfield, the first career TD catch for the Cards undrafted rookie free agent WR.

	1	2	3	4	OT	F
CARDINALS	7	0	0	7	—	14
Falcons	10	16	7	7	—	40

Team	Qtr.	Time	Scoring Play	Drive	Score
CARDS	1	8:25	D.Johnson 1-yard run (Gonzalez kick)	8-64, 3:22	7-0
Falcons	1	6:11	D. Jones 41-yard INT return (Bryant kick)	—	7-7
Falcons	1	0:37	Bryant 22-yard FG	5-69, 2:15	7-10
Falcons	2	12:32	Ryan 1-yard run (Bryant kick)	5-34, 1:37	7-17
Falcons	2	5:16	Bryant 33-yard FG	11-65, 5:03	7-20
Falcons	2	0:13	J.Jones 21-yard pass from Ryan (pass failed)	6-71, 0:57	7-26
Falcons	3	5:39	Coleman 43-yard run (Bryant kick)	4-72, 1:53	7-33
Falcons	4	11:14	Hardy 5-yard pass from Ryan (Bryant kick)	12-76, 6:32	7-40
CARDS	4	3:14	Sherfield 7-yard pass from Glennon (Gonzalez kick)	13-64, 3:50	14-40

## STATISTICS

	AZ	ATL
First Downs	18	23
3rd Down Eff. (Pct)	31-3 (23)	5-13 (38)
Total Plays	65	65
Avg. Gain	3.9	6.7
Rushes-Yards	22-60	27-215
Net Passing Yards	193	220
Total Net Yards	253	435
Passing (A-C-I)	36-23-2	36-20-2
Sacked by Opp.	7-50	2-11
Punts-Average	7-48.0	6-44.3
Fumbles-Lost	0-1	0-0
Penalties	8-75	6-50
Time of Possession	29:20	30:40

**Weather:** Indoors  
**RUSHING**  
CARDINALS: D.Johnson 11-33, TD; Edmonds 8-22; Rosen 2-8; Logan 1-(-3).  
FALCONS: Coleman 11-145, TD; Smith 9-34; Ryan 3-18, TD; Sanu 1-11; Hill 3-7.  
**PASSING**  
CARDINALS: Rosen 13-22, 132 yds, 0 TD, 2 INT; Glennon 10-14, 111 yds, 1 TD, 0 INT.  
FALCONS: Ryan 22-36, 231 yds, 2 TD, 0 INT.  
**RECEIVING**  
CARDINALS: Fitzgerald 7-82; Logan 4-18; D.Johnson 3-68; Seals-Jones 3-22; Sherfield 3-15, TD; Edmonds 2-22; Gresham 1-16.  
FALCONS: J.Jones 6-82, TD; Ridley 5-42, Sanu 3-30; Hardy 3-29, TD; Gage 2-33; Smith 2-5; Hall 1-10.  
**INTERCEPTIONS**  
CARDINALS: None.  
FALCONS: D.Jones 1-41, TD; Poole 1-0.



## RAMS 31, CARDINALS 9

DECEMBER 23, 2018  
STATE FARM STADIUM – (61,759)

In their week 16 home finale, the Cardinals fell to the Rams, 31-9. Los Angeles led 21-9 at halftime after producing lengthy touchdown drives on three consecutive possessions. The Cardinals' first half was highlighted by WR Larry Fitzgerald who did what he has so often done, catching 5 passes for 41 yards. He also did something he had never done in his 15-year career: threw a TD pass. The Rams accumulated 269 rushing yards on 41 attempts on the afternoon. That effort was led by RB C.J. Anderson who had signed with the team just 5 days earlier. Starting in place of an injured Todd Gurley, Anderson rushed 26 times for 167 yards and a TD. With the victory, LA improved to 12-3 on the season and snapped a 2-game losing streak while the Cardinals fell to 3-12.

The Rams offense got the ball to start the game and advanced to the A240. However, the drive ended there when DE Benson Mayowa pressured and stripped QB Jared Goff, forcing a fumble that SLB Deone Bucannon recovered and returned to the LA41. That turnover led to a 36-yard Gonzalez FG 3 yards later that put AZ up 3-0. That lead was short-lived as LA embarked upon a 7-play, 75-yard drive that ended with a 4-yard TD run on an end-around by WR Robert Woods. On their next possession, the Rams went 84 yards in 11 plays and Goff ended it with his scoring run from a yard out. On the ensuing possession, the Cards were aided by the legs of QB Josh Rosen whose runs of 14 and 16 yards twice moved the chains and were part of a 4-49 rushing 1st half for the rookie signal-caller. That helped Arizona advance off its own 25 to the LA35. On 1st down from there, Fitzgerald stepped off the line to receive a backwards pass from Rosen. He then rolled to his right before lofting a perfect pass that RB David Johnson hauled in for a 32-yard touchdown. It was Fitzgerald's 2nd career completion and first TD pass as well as the first-ever by a Cardinals WR. He also became the oldest WR in NFL history to complete a TD pass. That score narrowed the deficit to 14-9 after the PAT was unsuccessful but LA would soon change that. The Rams' next drive saw them go 75 yards in 12 plays and Anderson's 4-yard TD run made it 21-9. In the final minute of the half, each team missed a lengthy FG – Gonzalez from 54 yards and Greg Zuerlein from 57 – and LA went into the halftime locker room leading 21-9.

Zuerlein's 21-yard FG early in the 3rd made it 24-9. The Rams then appeared to lengthen their lead with a 27-yard fumble return TD by CB Nickell Robey-Coleman but instant replay reversed the call from a fumble to an incomplete pass. The game's only remaining points came with 9:19 to play when Woods scored his second TD of the day on a 39-yard TD pass from Goff.

	1	2	3	4	OT	F
Rams	7	14	3	7	—	31
CARDINALS	3	6	0	0	—	9

Team	Qtr.	Time	Scoring Play	Drive	Score
CARDS	1	7:07	Gonzalez 36-yard FG	8-23, 4:58	0-3
Rams	1	3:59	Woods 4-yard run (Zuerlein kick)	7-75, 3:08	7-3
Rams	2	11:56	Goff 1-yard run (Zuerlein kick)	11-84, 5:29	14-3
CARDS	2	9:40	D.Johnson 32-yard pass from Fitzgerald (kick failed)	5-75, 2:16	14-9
Rams	2	2:10	Anderson 4-yard run (Zuerlein kick)	12-75, 7:30	21-9
Rams	3	5:37	Zuerlein 21-yard FG	11-86, 6:15	24-9
Rams	4	9:19	Woods 39-yard pass from Goff (Zuerlein kick)	4-95, 2:15	31-9

## STATISTICS

	LAR	AZ
First Downs	33	15
3rd Down Eff. (Pct)	6-9 (67)	2-11 (18)
Total Plays	67	53
Avg. Gain	6.9	5.0
Rushes-Yards	41-269	18-104
Net Passing Yards	192	159
Total Net Yards	461	263
Passing (A-C-I)	24-19-0	31-18-0
Sacked by Opp.	2-24	4-23
Punts-Average	2-51.5	5-49.2
Fumbles-Lost	1-1	0-0
Penalties	6-66	7-54
Time of Possession	37:04	22:56

Weather: Sunny, 72 degrees, 22% humidity, winds SE 0 mph

## RUSHING

Rams: Anderson 20-167, TD; Kelly 10-40; Cooks 3-27; Everett 2-16; Woods 2-15, TD; Goff 2-6, TD; Mannion 2-(-2).

CARDS: Rosen 4-49; D.Johnson 10-35; Edmonds 4-20.

## PASSING

Rams: Goff 19-24, 216 yds, 1 TD, 0 INT.

CARDS: Rosen 12-23, 87 yds, 0 TD, 0 INT; Glennon 5-7, 63 yds, 0 TD, 0 INT; Fitzgerald 1-1, 32 yds, 1 TD, 0 INT.

## RECEIVING

Rams: Woods 6-89, TD; Everett 5-28; Cooks 3-35; Reynolds 2-44; Higbee 1-16; Kelly 1-9; Anderson 1-(-5).

CARDS: Sherfield 6-62, Fitzgerald 6-53; D.Johnson 1-32, TD; Tolliver 1-15; Phillips 1-9; C.Williams 1-7; Seals-Jones 1-3; Edmonds 1-1.

## INTERCEPTIONS

Rams: None.  
CARDS: None.



## SEAHAWKS 27, CARDINALS 24

DECEMBER 30, 2018  
CENTURYLINK FIELD – (69,990)

In the 2018 regular season finale, AZ tied the game at 24 on Zane Gonzalez's 55-yard FG with 1:49 remaining but Sebastian Janikowski's 33-yarder as time expired won it for Seattle. The Seahawks had clinched a playoff spot the week before and secured the #5 seed with the win while the Cards fell to 3-13.

On their opening drive of the game, the Seattle offense advanced the A249 but on 3rd-n-3 from there, AZ CB David Amerson stepped in front of a Russell Wilson pass and returned the INT 25 yards to the SEA28. That takeaway led to a 36-yard Zane Gonzalez FG that put the Cards up 3-0. After a Seattle 3-n-out, the Cards faced a 4th-n-1 at their own 48 on their next possession. However, they turned it over on downs when Rosen's pass fell incomplete. Six plays later, on 3rd-n-3 from the 29, Wilson found WR Tyler Lockett open down the right side for a TD completion that put the hosts up 7-3. On the 6th play of the next Cardinals drive, they faced 3rd-n-5 at their 41 when LB Jacob Martin sacked Rosen forcing a fumble that DE Frank Clark recovered at the A234. Four plays later, RB Chris Carson ran it in from 7 yards out to make it 14-3 Seattle. Momentum then shifted as the Cards defense sent the Seahawks 3-n-out on their next 3 drives, each of which ended with 3rd down sacks. An Antoine Bethea 3rd down takedown of Wilson forced a Seahawks punt from deep in their own territory. LB Dennis Gardeck deflected the ensuing punt, which traveled just 21 yards and gave AZ possession at the SEA27. Three plays later, Rosen threw a 15-yard TD pass to Larry Fitzgerald, the 116th of the star WR's career. The next SEA drive ended similarly as DT Rodney Gunter's 3rd down sack of Wilson forced another punt. This one was returned by Pharos Cooper 45 yards to the SEA21. The ensuing AZ drive lost yardage but Zane Gonzalez salvaged it by hitting a 50-yard FG that cut the lead to 14-13. DE Chandler Jones sacked Wilson on the next 3rd down allowing the AZ offense another scoring chance before the half. Two catches by AZ TE John Phillips picked up 29 yards and helped take it to the SEA 30, but a Seahawks sack with under :10 remaining, and the Cards out of timeouts, resulted in time expiring.

The second half opened with the teams trading punts on the first four possessions. Midway through the 3rd, Seattle extended its lead following a 98-yard drive that was capped by a 17-yard Mike Davis TD run. AZ appeared to have given the Cards the lead on the drive when Jones sacked Wilson at the SEA43 and forced a fumble that was recovered by CB Patrick Peterson and returned 3 yards for a TD. However, a curious defensive holding penalty negated the score and Carson burst through the right side on the very next play for a 61-yard run. After AZ punted on its ensuing possession, the special teams unit came up with another big play on the next SEA drive. A 3-n-out resulted in a Seahawks punt that was blocked by AZ DE Cameron Malveaux and recovered in the endzone for a TD by Gardeck. A successful 2-point conversion run by RB David Johnson tied the game at 21 as the 3rd quarter came to a close. With just under 9:00 remaining in the 4th, SEA retook the lead on a 42-yard Janikowski FG. AZ responded with a 9-play drive that reached the SEA37 but a Rosen sack forced a long FG attempt. Gonzalez connected on the 55-yarder, the longest FG of his career, once again tying the game. SEA began its final drive with 1:49 remaining in the 4th and drove 60 yards on 8 plays to set up Janikowski's game-winning 33-yard FG.

	1	2	3	4	OT	F
Cardinals	3	10	8	3	—	24
Seahawks	7	7	7	6	—	27

Team	Qtr.	Time	Scoring Play	Drive	Score
CARDS	1	7:22	Gonzalez 36-yard FG	7-11, 2:22	3-0
Seahawks	1	1:25	Lockett 29-yard pass from Wilson (Janikowski kick)	6-47, 2:26	3-7
Seahawks	2	11:39	Carson 7-yard run (Janikowski kick)	4-34, 2:12	3-14
CARDS	2	5:44	Fitzgerald 15-yard pass from Rosen (Gonzalez kick)	3-27, 1:28	10-14
CARDS	2	1:12	Gonzalez 50-yard FG	4-(-11), 2:13	13-14
Seahawks	3	4:34	Davis 17-yard run (Janikowski kick)	5-98, 2:54	13-21
CARDS	3	0:11	Gardeck blocked punt recovery in EZ (Johnson run)	--	21-21
Seahawks	4	6:20	Janikowski 42 yd. Field Goal	6-7, 2:38	21-24
CARDS	4	1:49	Gonzalez 55 yd. Field Goal	9-38, 4:31	21-24
Seahawks	4	0:00	Janikowski 33 yd. Field Goal	8-60, 1:49	24-27

## STATISTICS

	AZ	SEA
First Downs	12	16
3rd Down Eff. (Pct)	4-17 (24)	4-14 (29)
Total Plays	64	61
Avg. Gain	3.1	4.8
Rushes-Yards	24-85	34-182
Net Passing Yards	113	109
Total Net Yards	198	291
Passing (A-C-I)	34-18-0	21-12-1
Sacked by Opp.	6-36	6-43
Punts-Average	5-49.4	8-41.3
Fumbles-Lost	3-2	0-0
Penalties	3-20	10-10
Time of Possession	30:51	29:09

Weather: Cloudy, 45 degrees, 76% humidity, winds SE 5 mph

## RUSHING

CARDS: D.Johnson 17-62; Edmonds 6-14; C.Williams 1-9.  
Seahawks: Carson 19-122, TD; Davis 7-44, TD; Dickson 1-9; Penny 4-6; Lockett 1-3; Wilson 2-(-2).

## PASSING

CARDS: Rosen 18-34, 149 yds, 1 TD, 0 INT.  
Seahawks: Wilson 12-21, 152 yards, 1 TD, 1 INT.

## RECEIVING

CARDS: C.Williams 5-51; Fitzgerald 4-36, TD; D.Johnson 3-6; Phillips 2-29; Sherfield 2-23; Edmonds 2-4.  
Seahawks: Lockett 2-66, TD; Baldwin 2-27; Vannett 2-17; Moore 2-16; Davis 2-12; Brown 1-7; Carson 1-7.

## INTERCEPTIONS

CARDS: Amerson 1-25.  
Seahawks: None.



No.	Player	Washington	at LA Rams	Chicago	Seattle	at San Francisco	at Minnesota	Denver	San Francisco	at Kansas City	Oakland	at LA Chargers	at Green Bay	Detroit	at Atlanta	LA Rams	at Seattle	GP/GS/DNP/LA
		1	2	3	4	5	6	7	8	9	10	11	12	13	14	15	16	Total
70	Aboushi, Oday	-	-	-	-	-	-	-	DNP	P	RG	P	RG	RG	RG	RG	RG	8-6-1-0
38	Amerson, David	-	-	-	-	-	-	-	-	-	-	P	CB	CB	CB	CB	CB	6-5-0-0
45	Anderson, Jonathan	-	-	-	-	-	-	-	-	-	-	-	-	-	IA	-	-	0-0-0-1
58	Armbrister, Thurston	-	-	-	-	-	-	-	-	-	-	-	IA	P	IR	IR	IR	1-0-0-1
36	Baker, Budda	SS	SS	SS	SS	SS	SS	SS	SS	SS	IAJ	IAJ	SS	P	SS	SS	SS	14-13-0-2
60	Barksdale, Joe	-	-	-	-	-	-	-	-	-	-	-	-	RT	RT	RT	RT	4-4-0-0
58	Bello, B.J.	PS	PS	-	-	-	-	-	-	-	-	-	-	-	-	-	-	N/A
23	Benwikere, Bené	P	P	P	CB	CB	CB	CB	CB	CB	CB	CB	-	-	-	-	-	11-8-0-0
41	Bethea, Antoine	FS	FS	FS	FS	FS	FS	FS	FS	FS	FS	FS	FS	FS	FS	FS	FS	16-16-0-0
33	Boston, Tre	S	S	S	S	S	S	IAJ	IAJ	S	SS	SS	S	SS	S	S	P	14-13-0-2
9	Bradford, Sam	QB	QB	QB	IA	IA	IA	IA	IA	-	-	-	-	-	-	-	-	3-3-0-5
83	Braverman, Daniel	-	-	-	-	-	-	-	-	-	-	-	-	PS	PS	-	-	N/A
46	Brewer, Aaron	P	P	P	P	P	P	P	P	P	P	P	P	P	P	P	P	16-0-0-0
20	Bucannon, Deone	WLB	P	P	WLB	P	P	P	WLB	P	WLB	IAJ	IAJ	IAJ	P	WLB	WLB	13-6-0-3
57	Bynes, Josh	MLB	MLB	MLB	MLB	MLB	MLB	MLB	MLB	MLB	MLB	MLB	IR	IR	IR	IR	IR	11-11-0-0
52	Cash, Jeremy	IR	IR	IR	IR	IR	IR	IR	IR	IR	IR	IR	IR	IR	IR	IR	IR	N/A
75	Clausell, Blaine	DNP	P	DNP	P	IA	IA	DNP	DNP	-	-	-	-	-	-	-	-	2-0-4-2
64	Cole, Mason	C	C	C	C	C	C	C	C	C	C	C	C	C	C	C	C	16-16-0-0
32	Coleman, Derrick	FB	P	P	P	P	P	P	P	P	FB	FB	P	FB	P	P	P	16-4-0-0
12	Cooper, Pharoh	-	-	-	-	-	-	-	-	-	-	-	-	-	-	P	P	2-0-0-0
27	Cox, Demetrious	PS	PS	PS	PS	-	-	-	-	-	-	-	-	-	-	-	-	N/A
15	Crockett, Montay	-	-	-	-	-	-	-	-	PS	-	PS	PS	-	-	-	-	N/A
79	Cunningham, Korey	IA	IA	IA	IA	IA	IA	DNP	IA	DNP	LT	LT	LT	LT	LT	LT	IR	6-6-2-7
81	Daniels, Darrell	-	-	-	-	-	-	-	-	-	-	-	P	IA	IA	IA	TE	2-1-0-3
4	Dawson, Phil	P	P	P	P	P	P	P	P	P	IAJ	P	IR	IR	IA	IR	IR	10-0-0-1
54	Dora, Vontarrius	-	-	-	-	-	-	-	-	PS	P	PS	PS	IA	IA	P	P	3-0-0-2
15	Dupre, Malachi	-	-	-	-	-	-	-	-	-	-	-	-	PS	PS	PS	P	1-0-0-0
29	Edmonds, Chase	P	P	P	P	P	P	P	P	P	P	P	P	P	P	P	P	16-0-0-0
71	Evans, Justin	-	-	-	-	-	-	-	-	-	-	-	-	-	PS	PS	PS	N/A
11	Fitzgerald, Larry	WR	WR	WR	WR	WR	WR	WR	WR	WR	WR	WR	WR	WR	WR	WR	WR	16-16-0-0
30	Ford, Rudy	P	P	IAJ	P	P	P	S	P	P	IAJ	IAJ	P	P	P	P	P	13-1-0-3
37	Foster, D.J.	IR	IR	IR	IR	IR	IR	IR	IR	IR	IR	IR	IR	IR	IR	IR	IR	N/A
69	Friend, Kyle	-	-	-	-	-	-	PS	-	-	-	-	-	-	-	-	-	N/A
92	Gardeck, Dennis	P	P	P	P	P	P	P	P	P	P	P	P	P	P	P	P	16-0-0-0
7	Glennon, Mike	IA	IA	IA	DNP	DNP	DNP	DNP	DNP	DNP	DNP	DNP	DNP	DNP	P	P	DNP	2-0-11-3
44	Golden, Markus	IAJ	IAJ	DE	DE	IAJ	DE	DE	DE	DE	DE	DE	DE	DE	DE	IAJ	IAJ	11-11-0-5
75	Golditch, Zack	-	-	-	-	-	-	-	-	IA	DNP	P	P	IA	IA	IA	IA	2-0-1-5
5	Gonzalez, Zane	-	-	-	-	-	-	-	-	-	-	PS	P	P	P	P	P	5-0-0-0
78	Gossett, Colby	-	-	-	-	-	-	-	-	IA	IA	IA	P	LG	LG	LG	LG	5-4-0-3
84	Gresham, Jermaine	IAJ	IAJ	P	TE	TE	TE	TE	P	TE	TE	TE	TE	TE	TE	TE	DNP	13-11-1-2
95	Gunter, Rodney	P	P	P	P	DT	P	DT	DT	DT	P	DT	DT	DT	DT	DT	DT	16-10-0-0
58	Harris, Nigel	-	-	PS	PS	-	-	-	-	-	-	-	-	-	-	-	-	N/A
51	Hodges, Gerald	P	SLB	SLB	P	P	P	P	P	P	P	P	MLB	MLB	MLB	P	MLB	16-6-0-0
69	Holden, Will	-	-	-	-	-	-	-	-	-	-	-	RT	DNP	P	P	LT	4-2-1-0
85	Holmes, Gabe	TE	TE	P	TE	TE	P	P	P	PS	PS	PS	PS	PS	PS	PS	PS	8-4-0-0
60	House, Will	PS	PS	PS	PS	PS	PS	-	-	-	-	-	-	-	-	-	PS	N/A
74	Humphries, D.J.	LT	LT	LT	LT	LT	LT	LT	LT	LT	IAJ	IAJ	IAJ	IR	IR	IR	IR	9-9-0-3
76	Iupati, Mike	LG	LG	LG	LG	LG	LG	IAJ	LG	IAJ	LG	LG	LG	IR	IR	IR	IR	10-10-0-2
94	James, Alec	PS	PS	PS	-	-	-	-	-	-	-	-	-	-	-	-	-	N/A
31	Johnson, David	RB	RB	RB	RB	RB	RB	RB	RB	RB	RB	RB	RB	RB	RB	RB	RB	16-16-0-0
28	Johnson, Dontae	-	-	-	-	-	-	-	-	-	-	-	IA	IA	IA	-	-	0-0-0-3
27	Johnson, Leonard	-	-	-	-	-	-	-	-	-	P	DB	P	P	P	P	-	6-1-0-0
55	Jones, Chandler	DE	DE	DE	DE	DE	DE	DE	DE	DE	DE	DE	DE	DE	DE	DE	DE	16-16-0-0
25	Jones, Chris	PS	PS	PS	PS	PS	PS	PS	PS	PS	PS	P	PS	PS	PS	IA	P	2-0-0-1
96	Kamalu, Ufomba	-	-	-	PS	PS	PS	PS	PS	-	-	-	-	-	-	-	-	N/A
6	Kanoff, Charles	PS	PS	PS	PS	PS	PS	PS	PS	PS	PS	IA	PS	PS	PS	PS	PS	0-0-0-1



## PLAYER PARTICIPATION

No.	Player	Washington	at LA Rams	Chicago	Seattle	at San Francisco	at Minnesota	Denver	San Francisco	at Kansas City	Oakland	at LA Chargers	at Green Bay	Detroit	at Atlanta	LA Rams	at Seattle	GP/GS/DNP/IA	Total
13	Kirk, Christian	P	P	WR	P	WR	WR	P	WR	WR	WR	P	WR	IR	IR	IR	IR	12-7-0-0	
71	Kirkland, Denver	-	-	-	-	-	-	-	-	-	-	-	-	PS	-	-	-	N/A	
2	Lee, Andy	P	P	P	P	P	P	P	P	P	P	P	P	P	P	P	P	16-0-0-0	
66	Leonard, Rick	-	-	-	-	-	-	-	-	-	PS	PS	PS	IR	IR	IR	IR	N/A	
22	Logan, T.J.	IAJ	P	IA	IA	IA	IA	IA	P	P	P	P	P	P	P	P	P	10-0-0-6	
94	Malveaux, Cameron	-	-	-	-	-	-	-	-	-	-	-	IA	P	P	P	P	4-0-0-1	
50	Martin, Gabe	IR	IR	IR	IR	IR	IR	IR	IR	IR	IR	IR	IR	IR	IR	IR	IR	N/A	
91	Mayowa, Benson	DE	DE	P	P	DE	P	P	P	P	P	P	P	P	P	DE	IAJ	15-4-0-1	
1	McCrane, Matt	-	-	-	-	-	-	-	PS	-	P	-	-	-	-	-	-	1-0-0-0	
93	Moats, Arthur	IR	IR	IR	IR	IR	-	-	-	-	-	-	-	-	-	-	-	N/A	
56	Moore, Zach	P	P	P	P	P	P	P	P	P	P	P	P	P	P	P	DE	16-1-0-0	
23	Moxey, Jonathan	-	-	-	-	-	-	-	-	-	-	-	-	-	-	PS	PS	N/A	
62	Munyer, Daniel	DNP	DNP	P	P	P	P	RG	P	P	P	P	P	P	P	P	P	14-1-2-0	
14	Nelson, J.J.	P	P	P	P	P	P	WR	P	P	P	WR	P	P	P	IA	IA	14-2-0-2	
39	Nichols, Deatrick	IA	P	IA	IA	P	PS	IA	PS	PS	PS	PS	PS	PS	PS	IA	-	2-0-0-5	
90	Nkemdiche, Robert	DT	DT	DT	DT	IAJ	DT	P	DT	IAJ	IAJ	P	P	P	IR	IR	IR	10-6-0-3	
97	Odenigbo, Ifeadi	-	-	-	IA	P	IA	IA	-	-	-	-	-	-	-	-	-	1-0-0-3	
63	Odhiambao, Rees	-	-	-	-	-	-	-	-	-	-	-	-	DNP	P	IA	DNP	1-0-2-1	
42	Owens, Jonathan	IR	IR	IR	IR	IR	IR	IR	IR	IR	IR	IR	IR	IR	IR	IR	IR	N/A	
35	Penny, Elijah	PS	PS	-	-	-	-	-	-	-	-	-	-	-	-	-	-	N/A	
98	Peters, Corey	DT	DT	DT	DT	DT	DT	DT	IAJ	DT	DT	DT	DT	DT	DT	DT	DT	15-15-0-1	
21	Peterson, Patrick	CB	CB	CB	CB	CB	CB	CB	CB	CB	CB	CB	CB	CB	CB	CB	CB	16-16-0-0	
82	Phillips, John	-	-	-	-	-	-	-	-	P	P	TE	P	TE	P	TE	TE	8-4-0-0	
72	Pierre, Olsen	P	IAJ	IAJ	P	P	P	P	P	P	DT	P	P	IR	IR	IR	IR	10-1-0-2	
35	Pleasant, Eddie	-	-	-	-	-	-	-	P	IA	-	-	-	-	-	-	-	1-0-0-1	
67	Pugh, Justin	RG	RG	RG	RG	RG	RG	DNP	IAJ	RG	IR	IR	IR	IR	IR	IR	IR	7-7-1-1	
43	Reddick, Haason	P	P	P	P	WLB	WLB	SLB	SLB	SLB	SLB	SLB	SLB	SLB	SLB	SLB	SLB	16-12-0-0	
18	Reedy, Bernard	-	-	-	-	PS	PS	-	-	-	-	-	-	-	-	-	-	N/A	
45	Robertson, Pete	-	-	-	-	-	-	-	-	-	-	-	-	-	-	PS	PS	N/A	
23	Rollins, Quinten	-	-	-	-	-	-	-	-	-	-	-	IA	IA	IA	-	-	0-0-0-3	
3	Rosen, Josh	DNP	DNP	P	QB	QB	QB	QB	QB	QB	QB	QB	QB	QB	QB	QB	QB	14-13-2-0	
86	Seals-Jones, Ricky	TE	TE	TE	P	P	P	TE	TE	P	P	P	P	P	P	P	IAJ	15-5-0-1	
61	Shelton, Coleman	-	-	-	-	-	-	PS	PS	PS	PS	PS	PS	PS	PS	PS	PS	N/A	
16	Sherfield, Trent	P	IA	P	P	P	IA	P	IA	P	P	P	P	WR	WR	P	P	13-2-0-3	
53	Shipley, A.Q.	IR	IR	IR	IR	IR	IR	IR	IR	IR	IR	IR	IR	IR	IR	IR	IR	N/A	
34	Simmons, Jalen	-	-	PS	PS	PS	PS	-	-	-	-	-	-	-	-	-	-	N/A	
71	Smith, Andre	RT	IAJ	IAJ	IAJ	RT	RT	RT	RT	RT	RT	RT	RT	-	-	-	-	8-8-0-3	
97	Smith, Garrison	P	P	-	-	-	-	-	-	-	-	-	-	-	-	-	-	2-0-0-0	
96	Smith, Jacques	P	P	P	-	-	-	-	-	-	-	-	-	-	-	-	-	3-0-0-0	
28	Smithson, Fish	-	-	-	-	-	-	-	-	-	-	-	-	-	-	PS	-	N/A	
35	Swearinger, D.J.	-	-	-	-	-	-	-	-	-	-	-	-	-	-	-	IA	0-0-0-1	
65	Tasini, Pasoni	PS	PS	PS	PS	PS	PS	PS	PS	-	-	-	-	PS	PS	PS	P	1-0-0-0	
28	Taylor, Jamar	CB	CB	CB	P	P	P	P	P	P	P	-	-	-	-	-	-	10-3-0-0	
27	Thompson, Darian	-	-	-	-	PS	-	-	-	-	-	-	-	-	-	-	-	N/A	
17	Tolliver, Jalen	PS	PS	PS	PS	PS	PS	PS	PS	PS	PS	-	PS	P	WR	P	IA	3-1-0-1	
47	Turner, Zeke	P	P	P	P	P	P	P	P	P	P	P	P	WLB	P	P	P	16-1-0-0	
94	Valentine, Vincent	-	-	-	-	-	-	-	-	PS	PS	PS	-	-	P	P	P	3-0-0-0	
89	Vollert, Andrew	PS	PS	PS	PS	PS	PS	PS	PS	-	-	-	-	-	-	-	-	N/A	
68	Vujnovich, Jeremy	IA	DNP	P	IA	IA	P	IAJ	IAJ	LG	P	RG	IR	IR	IR	IR	IR	5-2-1-5	
59	Walker, Joe	-	-	P	P	P	P	P	P	P	P	P	P	P	P	P	P	14-0-0-0	
73	Wetzel, John	P	RT	RT	RT	P	P	LG	RG	IR	IR	IR	IR	IR	IR	IR	IR	8-5-0-0	
34	Wilds, Brandon	-	-	-	-	-	-	PS	PS	PS	PS	PS	PS	PS	PS	PS	PS	N/A	
26	Williams, Brandon	P	P	P	P	P	P	P	P	P	P	P	P	P	P	P	P	16-0-0-0	
10	Williams, Chad	P	WR	WR	WR	P	WR	P	WR	IAJ	IAJ	IAJ	IAJ	IAJ	IAJ	WR	WR	10-7-0-6	
12	Wright, Kendall	-	-	-	-	-	IA	-	-	IA	-	-	-	-	-	-	-	0-0-0-2	

P-Played, Position-Started, INJ-Injured, DNP-Did Not Play, IA-Inactive, IAJ-Inactive/Injured, IR-Injured Reserve, PS-Practice Squad, PUP-Physically Unable to Perform, SUS-Suspension, NFI-Reserve/Non-Football Injury, RE-Roster Exemption



## 2018 MISCELLANEOUS STATS

Season Record . . . . .	3-13	At Home . . . . .	1-7	When won coin toss . . . . .	3-7
In NFC West Games . . . . .	2-4	On the Road . . . . .	2-6	When lost coin toss . . . . .	0-6
In NFC East Games . . . . .	0-1	Outdoors . . . . .	2-8	When scored first . . . . .	0-6
In NFC North Games . . . . .	1-3	Indoors . . . . .	1-5	When opp. scores first . . . . .	3-7
In NFC South Games . . . . .	0-1	On Natural Grass . . . . .	3-10	In overtime games . . . . .	0-0
In September . . . . .	0-4	When Arizona had a 300-yard passer . . . . .	0-0		
In October . . . . .	2-2	When opp. had a 300-yard passer . . . . .	1-1		
In November . . . . .	0-3	When Arizona won turnover margin . . . . .	1-1		
In December . . . . .	1-4	When opp. won turnover margin . . . . .	1-8		
In January . . . . .	0-0				
With roof open at State Farm Stadium . . . . .	0-4	When Cards out-rushed opponent . . . . .	1-1		
With roof closed at State Farm Stadium . . . . .	1-3	When Cards out-passed opponent . . . . .	1-5		
		While wearing white jersey/white pants . . . . .	2-4		
When Yielding 20 Points or Less . . . . .	3-3	While wearing white jersey/red pants . . . . .	0-1		
When Scoring 20 Points or More . . . . .	2-2	While wearing red jersey/white pants . . . . .	1-5		
When Led at Halftime . . . . .	1-2	While wearing red jersey/red pants . . . . .	0-1		
When Trailing at Halftime . . . . .	2-10	While wearing black jersey/white-black pants . . . . .	0-2		
When Arizona had a 100-yd rusher . . . . .	0-1	When Tied at Halftime . . . . .	0-1		
When opp. had a 100-yd rusher . . . . .	0-5	When Led at the End of 3rd Quarter . . . . .	2-1		
When Arizona had a 100-yd receiver . . . . .	1-0	When Trailing at the End of 3rd Quarter . . . . .	1-11		
When opp. had a 100-yd receiver . . . . .	0-4	When Tied at the End of 3rd Quarter . . . . .	0-1		

## 2018 BOOTH INITIATED REVIEWS

Date	Opp	Explanation	Result
9-30	vs. SEA	Reviewed the pass completion (TD) ruling for ARZ WR Chad Williams--(Incomplete pass)	Reversed
		Reviewed the short of the goal line ruling for ARZ RB David Johnson--(TD)	Reversed
		Reviewed the incomplete pass ruling for SEA WR Doug Baldwin	Upheld
10-18	vs. DEN	Reviewed the runner broke the plane ruling for DEN LB Todd Davis	Upheld
		Reviewed the fumble ruling for AZ QB Josh Rosen--(Incomplete pass)	Reversed
10-28	vs. SF	Reviewed the pass completion ruling for SF WR Kendrick Bourne	Upheld
11-11	@ KC	Reviewed the incomplete pass ruling for KC WR Demarcus Robinson	Upheld
11-18	vs. OAK	Reviewed the runner was not down by contact ruling for OAK CB Gareon Conley	Upheld
11-25	@ LAC	Reviewed the pass completion ruling for LAC WR Keenan Allen	Upheld
12-2	@ GB	Reviewed the runner broke the plane ruling for AZ RB Chase Edmonds--(Short of goal line)	Reversed
12-9	vs. DET	Reviewed the fumble ruling for AZ WR Jalen Tolliver--(No fumble and a gain of 10)	Reversed
12-16	@ ATL	Reviewed the runner broke the plane ruling for AZ RB David Johnson--(Short of goal line)	Reversed
12-23	vs. LAR	Reviewed the pass completion ruling for AZ WR Trent Sherfield	Upheld
		Reviewed the fumble ruling for AZ QB Josh Rosen--(Pass incomplete)	Reversed
12-30	@ SEA	Reviewed the runner broke the plane ruling on two-point conversion for AZ RB David Johnson	Upheld

## 2018 ARIZONA INSTANT REPLAY CHALLENGES (0-3)

Date	Opp	Explanation	Result
10-14	@ MIN	Challenged the pass completion ruling for MIN WR Adam Thielen	Upheld
12-23	vs. LAR	Challenged the short of the line to gain ruling for AZ RB David Johnson	Upheld
12-30	@ SEA	Challenged the incomplete pass ruling for AZ WR Larry Fitzgerald	Upheld

## 2018 OPPONENT INSTANT REPLAY CHALLENGES (2-1)

Date	Opp	Explanation	Result
9-16	@ LAR	Challenged the short of the line to gain ruling for LAR QB Jared Goff	Upheld
10-28	vs. SF	Challenged the runner was out of bounds ruling for SF S Tyvis Powell--(Fumble)	Reversed
12-23	vs. LAR	Challenged the runner was not down by contact ruling for AZ QB Josh Rosen--(Sacked)	Reversed

## 2018 OVERTIME SCORING PLAYS (0-0)

Date	Opp	Play
------	-----	------

## 2018 ARIZONA DEFENSIVE TOUCHDOWNS

Date	Opp	Play
10-7	@ SF	LB Josh Byrnes 23-yard fumble return for a touchdown
10-14	@ MIN	S Budda Baker 36-yard fumble return for a touchdown

## 2018 ARIZONA RETURN TOUCHDOWNS

Date	Opp	Play
12-30	@ SEA	LB Dennis Gardeck fumble recovery of a blocked punt in endzone for a touchdown

## ARIZONA TWO-POINT CONVERSION ATTEMPTS (2-1)

Date	Opp	Play
9-9	vs. WAS	Pass attempt from QB Sam Bradford to WR Christian Kirk is incomplete
10-28	vs. SF	Pass attempt from QB Josh Rosen to WR Larry Fitzgerald is complete
12-30	@ SEA	RB David Johnson run is successful

## ARIZONA ONSIDE KICK ATTEMPTS/RECOVERIES (0-1)

Date	Opp	Play
11-11	@ KC	K Phil Dawson onside kick goes out of bounds





**RECORDS**



## SINGLE-GAME BESTS

### RUSHING YARDS

228 ..Beanie Wells at St. Louis, Nov. 27, 2011 (27 carries)  
 214 ..LeShon Johnson at New Orleans, Sept. 22, 1996 (21 carries)  
 203 ..John David Crow vs. Pittsburgh, Dec. 18, 1960 (24 carries)  
 193 ..Otis Anderson vs. Dallas, Sept. 2, 1979 (21 carries)  
 187 ..David Johnson at Philadelphia, Dec. 20, 2015 (29 carries)  
 182 ..Wayne Morris at Minnesota, Nov. 6, 1977 (27 carries)  
 179 ..Stump Mitchell vs. Philadelphia, Dec. 17, 1985 (22 carries)  
 177 ..Otis Anderson vs. Buffalo, Nov. 15, 1981 (27 carries)  
 176 ..Bill Triplett at N.Y. Giants, Oct. 31, 1965 (23 carries)  
 174 ..Adrian Murrell at Philadelphia, Dec. 13, 1998 (32 carries)  
 173 ..Thomas Jones at Seattle, Sept. 15, 2002 (24 carries)  
 168 ..Otis Anderson at N.Y. Giants, Nov. 11, 1980 (31 carries)  
 165 ..Marcel Shipp vs. San Francisco, Oct. 26, 2003 (35 carries)  
 164 ..Otis Anderson vs. Minnesota, Nov. 4, 1979 (25 carries)  
 163 ..Ollie Matson vs. Washington, Nov. 21, 1954 (8 carries)  
 162 ..Willis Greshaw at N.Y. Giants, Dec. 8, 1968 (28 carries)  
 160 ..Ronald Moore vs. Philadelphia, Nov. 7, 1993 (36 carries)  
 159 ..Adrian Peterson at San Francisco, Nov. 5, 2017 (37 carries)  
*Ollie Matson vs. Pittsburgh, Nov. 25, 1956 (16 carries)*  
*Elmer Angsman vs. Philadelphia, Dec. 28, 1947 (10 carries)\**  
 158 ..Stump Mitchell vs. New Orleans, Dec. 8, 1985 (28 carries)  
 157 ..David Johnson at San Francisco, Oct. 6, 2016 (27 carries)  
*John David Crow at Washington, Nov. 20, 1960 (17 carries)*  
 156 ..Johnny Johnson vs. N.Y. Giants, Dec. 12, 1992 (36 carries)  
*Otis Anderson vs. Philadelphia, Dec. 18, 1983 (23 carries)*  
 155 ..Ollie Matson vs. Washington, Oct. 20, 1957 (13 carries)  
 154 ..Andre Ellington vs. Atlanta, Oct. 27, 2013 (15 carries)  
 151 ..Otis Anderson vs. Philadelphia, Sept. 28, 1980 (27 carries)  
 148 ..Tim Hightower vs. Denver, Dec. 12, 2010 (18 carries)  
*Stump Mitchell vs. Houston, Oct. 27, 1985 (21 carries)*  
 147 ..Jim Otis at Chicago, Dec. 14, 1975 (33 carries)  
 146 ..Johnny Johnson at Indianapolis, Dec. 20, 1992 (28 carries)  
*MacArthur Lane vs. Washington, Sept. 27, 1970 (28 carries)*  
*Elmer Angsman vs. Green Bay, Oct. 10, 1948*  
 145 ..Adrian Murrell vs. Philadelphia, Sept. 20, 1998 (22 carries)  
*Stump Mitchell at Philadelphia, Dec. 5, 1982 (25 carries)*  
*Charley Trippi at Chicago Bears, Dec. 16, 1951*  
 144 ..Ollie Matson vs. Cleveland, Sept. 30, 1956 (20 carries)  
 143 ..John David Crow vs. Dallas, Oct. 23, 1960 (24 carries)  
 141 ..Marcel Shipp vs. Cincinnati, Nov. 2, 2003 (29 carries)  
 140 ..Otis Anderson vs. N.Y. Giants, Dec. 9, 1979 (29 carries)  
*Jim Otis at Seattle, Sept. 12, 1976 (27 carries)*  
*Bobby Joe Conrad vs. Washington, Sept. 27, 1957 (11 carries)*  
 138 ..Beanie Wells vs. N.Y. Giants, Oct. 2, 2011 (27 carries)  
 137 ..David Johnson vs. Oakland, Nov. 18, 2018 (25 carries)  
 136 ..Anthony Thompson vs. New England, Nov. 25, 1990 (28 carries)  
*Otis Anderson at New England, Dec. 2, 1984 (30 carries)*  
*Otis Anderson vs. Minnesota, Oct. 30, 1983 (24 carries)*  
*Joe Childress at Philadelphia, Sept. 22, 1963 (29 carries)*  
*John David Crow at Washington, Nov. 20, 1960 (15 carries)*  
 135 ..Marcel Shipp vs. Oakland, Nov. 24, 2002 (16 carries)  
*Ronald Moore vs. N.Y. Giants, Dec. 26, 1993 (23 carries)*  
*Prentice Gautt at Philadelphia, Oct. 1, 1961 (15 carries)*  
 134 ..Adrian Peterson vs. Tampa Bay, Oct. 15, 2017 (26 carries)  
*John David Crow at Philadelphia, Oct. 9, 1960 (16 carries)*  
 133 ..Michael Pittman vs. Detroit, Nov. 14, 1999 (23 carries)  
*Otis Anderson at Philadelphia, Sept. 25, 1983 (29 carries)*  
*Terry Metcalf at Philadelphia, Sept. 1, 1973 (16 carries)*  
 132 ..MacArthur Lane vs. New Orleans, Oct. 11, 1970 (16 carries)  
 130 ..Otis Anderson vs. Seattle, Nov. 13, 1983 (29 carries)  
*Otis Anderson at Baltimore, Nov. 22, 1981 (29 carries)*  
*Donny Anderson vs. N.Y. Giants, Oct. 28, 1973 (18 carries)*  
*Johnny Roland at Washington, Nov. 5, 1967 (25 carries)*  
*Ollie Matson vs. Pittsburgh, Nov. 5, 1955 (13 carries)*  
*Charley Trippi vs. Washington, Sept. 26, 1949*  
 129 ..Stump Mitchell vs. Washington, Dec. 21, 1985 (12 carries)  
*Otis Anderson vs. San Francisco, Dec. 2, 1979 (27 carries)*  
 128 ..Edgerrin James vs. Seattle, Sept. 16, 2007 (24 carries)  
*Cid Edwards vs. Pittsburgh, Nov. 30, 1969 (13 carries)*  
*Bill Thornton at Philadelphia, Nov. 22, 1964 (12 carries)*  
 127 ..LaRod Stephens-Howling at Atlanta, Nov. 18, 2012 (22 carries)  
*Emmitt Smith vs. New Orleans, Oct. 3, 2004 (21 carries)*  
 126 ..Ronald Moore vs. L.A. Rams, Dec. 5, 1993 (29 carries)  
*Stump Mitchell at Tampa Bay, Oct. 12, 1986 (20 carries)*  
*Otis Anderson at New Orleans, Oct. 5, 1980 (22 carries)*  
*George Grosvenor vs. Chicago Bears, Nov. 29, 1936*

125 ..MacArthur Lane at Philadelphia, Oct. 18, 1970 (15 carries)  
*Charley Trippi vs. N.Y. Giants, Oct. 30, 1949 (18 carries)*  
 124 ..Johnny Roland vs. N.Y. Giants, Sept. 17, 1967 (21 carries)  
 123 ..Stump Mitchell vs. San Francisco, Sept. 18, 1983 (8 carries)  
*Wayne Morris at Washington, Nov. 19, 1978 (36 carries)*  
*John Grigas at Detroit, Nov. 12, 1944 (25 carries)*  
 122 ..Chris Johnson vs. Baltimore, Oct. 26, 2015 (18 carries)  
*Garrison Hearst at N.Y. Giants, Oct. 8, 1995 (23 carries)*  
*Otis Anderson at Atlanta, Nov. 28, 1982 (20 carries)*  
*Otis Anderson at Washington, Nov. 1, 1981 (18 carries)*  
*Otis Anderson vs. Washington, Dec. 21, 1980 (22 carries)*  
*Johnny Roland at Minnesota, Oct. 8, 1967 (17 carries)*  
 121 ..Garrison Hearst at Detroit, Sept. 17, 1995 (22 carries)  
*Donny Anderson vs. N.Y. Giants, Nov. 11, 1972 (22 carries)*  
 120 ..Johnny Johnson vs. Dallas, Oct. 14, 1990 (19 carries)  
 119 ..Otis Anderson at Indianapolis, Sept. 16, 1984 (23 carries)  
*Otis Anderson at L.A. Raiders, Dec. 11, 1983 (24 carries)*  
*Terry Metcalf vs. Washington, Dec. 10, 1977 (19 carries)*  
*Jim Otis at New York Giants, Dec. 12, 1976 (28 carries)*  
 118 ..Ronald Moore at Washington, Oct. 15, 1995 (28 carries)  
*John David Crow vs. Dallas, Dec. 9, 1962 (18 carries)*  
 117 ..Pat Harder vs. New York Yanks, Nov. 13, 1949 (13 carries)  
*John Grigas vs. Detroit, Nov. 5, 1944 (30 carries)*  
 116 ..Jim Otis vs. Philadelphia, Oct. 19, 1975 (23 carries)  
*Johnny Roland at N.Y. Giants, Nov. 28, 1971 (24 carries)*  
*Elmer Angsman vs. Detroit, Oct. 23, 1949*  
 115 ..Tim Hightower at Atlanta, Sept. 19, 2010 (11 carries)  
*Edgerrin James vs. Seattle, Dec. 10, 2006 (26 carries)*  
*Edgerrin James at St. Louis, Dec. 3, 2006 (26 carries)*  
*Jim Otis at Philadelphia, Nov. 7, 1976 (27 carries)*  
*Ollie Matson at Pittsburgh, Nov. 28, 1954 (10 carries)*  
 114 ..Edgerrin James vs. Cleveland, Dec. 2, 2007 (24 carries)  
 113 ..David Johnson vs. Seattle, Oct. 23, 2016 (33 carries)  
*Otis Anderson vs. San Diego, Nov. 20, 1983 (28 carries)*  
*Terry Metcalf at Seattle, Sept. 12, 1976 (16 carries)*  
 112 ..Otis Anderson at Philadelphia, Nov. 18, 1979 (17 carries)  
*Jerry Latin at Detroit, Dec. 21, 1975 (15 carries)*  
*Pat Harder vs. Chicago Bears, Dec. 1, 1946 (12 carries)*  
 111 ..David Johnson vs. N.Y. Jets, Oct. 17, 2016 (22 carries)  
*Otis Anderson at N.Y. Giants, Nov. 18, 1984 (24 carries)*  
*Derrick McAdoo at San Francisco, Oct. 18, 1987 (23 carries)*  
*Stump Mitchell vs. N.Y. Giants, Dec. 13, 1987 (26 carries)*  
 110 ..Chris Johnson vs. San Francisco, Sept. 27, 2015 (22 carries)  
*Beanie Wells at Detroit, Dec. 20, 2009 (17 carries)*  
*Tim Hightower at St. Louis, Nov. 22, 2009 (14 carries)*  
*Stump Mitchell at Cincinnati, Sept. 4, 1988 (22 carries)*  
*Stump Mitchell at Tampa Bay, Sept. 18, 1988 (18 carries)*  
*Earl Ferrell vs. Cleveland, Oct. 23, 1988 (18 carries)*  
*Earl Ferrell at Dallas, Oct. 30, 1988 (19 carries)*  
*Otis Anderson at Dallas, Oct. 7, 1984 (25 carries)*  
*Otis Anderson vs. N.Y. Giants, Dec. 26, 1982 (30 carries)*  
 109 ..Chris Johnson at Cleveland, Nov. 1, 2015 (30 carries)  
*Tim Hightower at St. Louis, Nov. 2, 2008 (22 carries)*  
*Stump Mitchell vs. Miami, Sept. 30, 1984 (20 carries)*  
*Otis Anderson vs. Washington, Dec. 12, 1982 (15 carries)*  
*Otis Anderson at Houston, Oct. 7, 1979 (16 carries)*  
*Otis Anderson at N.Y. Giants, Sept. 9, 1979 (31 carries)*  
*Jim Otis vs. San Francisco, Oct. 31, 1976 (23 carries)*  
*Jim Otis vs. Washington, Nov. 16, 1975 (23 carries)*  
*Terry Metcalf vs. N.Y. Giants, Oct. 5, 1975 (15 carries)*  
*Johnny Roland at Washington, Oct. 23, 1966 (20 carries)*  
*Earl Ferrell vs. Washington, Sept. 25, 1988 (19 carries)*  
 108 ..Johnny Johnson at N.Y. Giants, Oct. 21, 1990 (30 carries)  
*Stump Mitchell vs. N.Y. Giants, Oct. 24, 1983 (24 carries)*  
*Dave Mann vs. Chicago, Nov. 27, 1955 (10 carries)*  
 107 ..Michael Pittman vs. Cleveland, Oct. 8, 2000 (16 carries)  
*Adrian Murrell vs. Washington, Nov. 8, 1998 (23 carries)*  
*Otis Anderson vs. Kansas City, Nov. 23, 1980 (16 carries)*  
*Jim Otis vs. Baltimore, Dec. 4, 1976 (29 carries)*  
 106 ..Emmitt Smith vs. Seattle, Oct. 24, 2004 (26 carries)  
*Otis Anderson at Kansas City, Oct. 2, 1983 (21 carries)*  
*Johnny Roland vs. New Orleans, Dec. 3, 1967 (21 carries)*  
 105 ..Edgerrin James at San Francisco, Dec. 24, 2006 (29 carries)  
*Otis Anderson at Washington, Nov. 11, 1979 (25 carries)*  
*Otis Anderson at Dallas, Oct. 21, 1979 (20 carries)*  
*Donny Anderson at Cincinnati, Oct. 25, 1973 (18 carries)*



- 104 ..LaRod Stephens-Howling at Minnesota, Oct. 21, 2012 (20 carries)  
Otis Anderson vs. Green Bay, Sept. 29, 1985 (20 carries)  
Charley Trippi vs. Boston, Oct. 24, 1948 (9 carries)
- 103 ..David Johnson at Minnesota, Nov. 20, 2016 (22 carries)  
Chris Johnson at Detroit, Oct. 11, 2015 (11 carries)  
Garrison Hearst vs. Minnesota, Nov. 12, 1995 (18 carries), OT  
Johnny Johnson vs. Green Bay, Nov. 18, 1990 (15 carries)  
Charley Trippi vs. Detroit, Nov. 7, 1948 (10 carries)
- 102 ..Edgerrin James vs. St. Louis, Dec. 30, 2007 (24 carries)  
Johnny Johnson vs. San Francisco, Nov. 1, 1992 (26 carries)  
Otis Anderson at Philadelphia, Dec. 20, 1981 (19 carries)  
Wayne Morris at New Orleans, Oct. 5, 1980 (22 carries)  
Donny Anderson vs. Chicago, Oct. 29, 1972 (18 carries)  
Bill Triplett vs. Cleveland, Dec. 1, 1963 (16 carries)
- 101 ..Jim Otis vs. N.Y. Giants, Oct. 5, 1975 (20 carries)  
Stump Mitchell vs. Washington, Dec. 6, 1987 (20 carries)  
Stump Mitchell at Tampa Bay, Dec. 20, 1987 (23 carries)
- 100 ..Kerwyn Williams vs. Kansas City, Dec. 7, 2014 (19 carries)  
Edgerrin James vs. Seattle, Dec. 28, 2008 (14 carries)  
Edgerrin James at San Francisco, Sept. 7, 2008 (26 carries)  
Otis Anderson at Dallas, Nov. 16, 1980 (31 carries)  
Terry Metcalf at Atlanta, Dec. 9, 1973 (18 carries)  
John Grigas at Washington, Oct. 29, 1944 (30 carries)  
George Grosvenor vs. Green Bay, Dec. 6, 1936 (35 carries)  
Doug Russell vs. Chicago Bears, Dec. 1, 1935
- ### PASSING YARDS
- 522 ..Boomer Esiason at Washington, Nov. 10, 1996 (35-59), OT  
484 ..Kurt Warner vs. San Francisco, Nov. 25, 2007 (34-48), OT  
472 ..Kurt Warner at N.Y. Jets, Sept. 28, 1988 (40-57)  
468 ..Neil Lomax at Washington, Dec. 16, 1984 (37-46)  
465 ..Jake Plummer vs. Dallas, Nov. 15, 1998 (31-56)  
457 ..Neil Lomax at San Diego, Sept. 20, 1987 (32-61)  
431 ..Steve Buerlein at Seattle, Dec. 19, 1993 (34-53), OT  
428 ..Charley Johnson vs. Pittsburgh, Oct. 13, 1963 (21-42)  
421 ..Carson Palmer at Pittsburgh, Oct. 18, 2015 (29-45)  
419 ..Carson Palmer at Jacksonville, Nov. 17, 2013 (30-42)  
413 ..Dave Krieg vs. Atlanta, Nov. 26, 1995 (27-43), OT  
407 ..Carson Palmer vs. San Francisco, Dec. 29, 2013 (28-49)  
405 ..Matt Leinart at Minnesota, Nov. 26, 2006 (31-51)+  
398 ..Josh McCown vs. Carolina, Oct. 9, 2005 (29-46)  
396 ..Jake Plummer vs. Green Bay, Jan. 2, 2000 (35-57)  
395 ..Kurt Warner at Seattle, Nov. 16, 2008 (32-44)  
394 ..Jake Plummer vs. New Orleans, Dec. 20, 1998 (32-44)  
390 ..Neil Lomax at Philadelphia, Dec. 7, 1986 (30-48), OT  
388 ..Jake Plummer at N.Y. Giants, Nov. 16, 1997 (22-33)  
Neil Lomax vs. Dallas, Nov. 11, 1984 (27-52)  
386 ..Charley Johnson vs. Philadelphia, Dec. 16, 1962 (17-32)  
385 ..Josh McCown vs. San Francisco, Oct. 2, 2005 (32-46), (Mexico City)  
Neil Lomax at Green Bay, Jan. 8, 1983 (32-51)\*  
384 ..Neil Lomax vs. Philadelphia, Dec. 11, 1988 (29-50)  
383 ..Chris Chandler at Dallas, Sept. 20, 1992 (28-43)  
Charley Johnson at Philadelphia, Sept. 19, 1965 (20-43)  
381 ..Kurt Warner at Carolina, Oct. 26, 2008 (35-49)  
Timm Rosenbach vs. N.Y. Giants, Dec. 23, 1990 (23-41)  
379 ..Kurt Warner vs. Green Bay, Jan. 10, 2010 (29-33)\*  
377 ..Kurt Warner vs. Pittsburgh, Feb. 1, 2009 (31-43)\* (SB XLIII)  
376 ..Carson Palmer vs. San Francisco, Nov. 13, 2016 (30-49)  
374 ..Carson Palmer at Cleveland, Nov. 1, 2015 (23-38)  
Charley Johnson vs. New Orleans, Nov. 2, 1969 (20-37)  
371 ..Charley Johnson vs. Philadelphia, Dec. 13, 1964 (28-49)  
369 ..Kurt Warner vs. Atlanta, Dec. 23, 2007 (35-52), OT  
Neil Lomax at Atlanta, Nov. 29, 1987 (25-42)  
367 ..Boomer Esiason vs. Philadelphia, Nov. 24, 1996 (24-43)  
366 ..Kent Graham vs. St. Louis, Sept. 27, 1996 (37-58) OT  
365 ..Charley Johnson at N.Y. Giants, Nov. 4, 1962 (26-41)  
363 ..Carson Palmer at Carolina, Oct. 30, 2016 (35-46)  
Carson Palmer at Seattle, Nov. 15, 2015 (29-47)  
361 ..Kurt Warner vs. Miami, Sept. 14, 2008 (19-24)  
Neil Lomax vs. Washington, Oct. 21, 1984 (20-38)  
359 ..Kurt Warner at Detroit, Nov. 13, 2005 (29-45)  
358 ..Jeff Blake at Detroit, Sept. 7, 2003 (28-46)  
357 ..Carson Palmer vs. San Francisco, Oct. 1, 2017 (33-51) OT  
356 ..Carson Palmer at St. Louis, Dec. 6, 2015 (26-40)  
Kurt Warner at San Diego, Dec. 31, 2006 (22-32)  
354 ..Kurt Warner at San Francisco, Dec. 4, 2005 (29-45)  
Neil Lomax at Dallas, Oct. 7, 1984 (19-29)  
353 ..Neil Lomax vs. N.Y. Giants, Nov. 13, 1988 (23-35)  
Jim Hart vs. Minnesota, Nov. 11, 1974 (28-42)  
Jim Hart vs. Pittsburgh, Nov. 10, 1968 (17-40)  
352 ..Carson Palmer vs. St. Louis, Oct. 4, 2015 (29-46)  
351 ..Kurt Warner vs. N.Y. Giants, Nov. 23, 2008 (35-52)
- 349 ..Carson Palmer vs. Green Bay, Jan. 16, 2016 (25-41)\*  
346 ..Jim Hart vs. Dallas, Oct. 17, 1976 (22-33)  
344 ..Jim Hart vs. Atlanta, Nov. 9, 1980 (25-43)  
343 ..Kurt Warner at St. Louis, Nov. 2, 2008 (22-33)  
Shaun King at Carolina, Nov. 21, 2004 (28-52)  
342 ..Carson Palmer vs. Seattle, Oct. 23, 2016 (29-49)  
Neil Lomax at L.A. Rams, Oct. 2, 1988 (28-43)  
341 ..Neil Lomax vs. L.A. Rams, Nov. 4, 1984 (34-52)  
340 ..Kurt Warner vs. Seattle, Nov. 15, 2009 (29-38)  
339 ..Kent Graham at Tampa Bay, Sept. 28, 1997 (31-52)  
337 ..Kurt Warner vs. Seattle, Dec. 9, 2007 (28-46)  
Jake Plummer vs. Washington, Dec. 7, 1997 (19-38)  
334 ..Kurt Warner vs. Seattle, Nov. 6, 2005 (29-48)  
Jake Plummer vs. Detroit, Nov. 18, 2001 (21-33)  
Steve Buerlein at San Francisco, Oct. 24, 1993 (26-50)  
Jim Hart vs. Philadelphia, Dec. 17, 1972 (19-30)  
333 ..Jim Hart vs. Atlanta, Dec. 17, 1978 (22-40)  
332 ..Carson Palmer at Indianapolis, Sept. 17, 2017 (16-13) OT  
Kurt Warner vs. Indianapolis, Sept. 27, 2009 (30-52)  
Neil Lomax at Washington, Oct. 16, 1988 (26-44)  
329 ..Carson Palmer vs. Philadelphia, Oct. 26, 2014 (20-42)  
Jim Hart at Cincinnati, Nov. 25, 1979 (23-38)  
328 ..Kurt Warner vs. San Francisco, Nov. 10, 2008 (32-42)  
327 ..Carson Palmer at St. Louis, Sept. 8, 2013 (26-40)  
Kurt Warner vs. St. Louis, Sept. 18, 2005 (29-42)  
325 ..Carson Palmer vs. Dallas, Sept. 25, 2017 (17-28)  
324 ..Kevin Kolb vs. Miami, Sept. 30, 2012 (29-48)  
Dave Krieg at Dallas, Sept. 24, 1995 (24-33)  
Jim Hart at L.A. Rams, Nov. 14, 1976 (20-33)  
323 ..Neil Lomax vs. San Francisco, Nov. 6, 1988 (25-41)  
322 ..Derek Anderson vs. Seattle, Nov. 14, 2010 (23-45)  
Jim Hart vs. N.Y. Giants, Sept. 7, 1980 (18-31)  
320 ..Buddy Humphrey vs. N.Y. Giants, Nov. 21, 1965 (22-39)  
Paul Christman vs. Detroit, Sept. 28, 1947  
319 ..Neil Lomax at Dallas, Nov. 28, 1985 (28-43)  
318 ..Carson Palmer vs. New Orleans, Dec. 18, 2016 (28-40)  
Jake Plummer at N.Y. Giants, Sept. 3, 2000 (28-49)  
317 ..Carson Palmer vs. Cincinnati, Nov. 22, 2015 (20-31)  
Jay Schroeder at Atlanta, Dec. 24, 1995 (26-42)  
Jim Hart vs. Green Bay, Oct. 30, 1967 (16-29)  
316 ..Ryan Lindley at San Francisco, Dec. 28, 2014 (23-39)  
315 ..John Skelton at Philadelphia, Nov. 13, 2011 (21-40)  
Kurt Warner vs. Jacksonville, Nov. 27, 2005 (29-46)  
Charley Johnson vs. Philadelphia, Dec. 8, 1963 (14-29)  
314 ..Carson Palmer vs. Indianapolis, Nov. 24, 2013 (26-37)  
Neil Lomax vs. Dallas, Dec. 27, 1987 (28-54)  
Neil Lomax vs. Tampa Bay, Nov. 8, 1987 (25-36)  
Jim Hart at Dallas, Sept. 28, 1975 (15-32)  
313 ..John Skelton vs. Cleveland, Dec. 18, 2011 (28-46)  
Kurt Warner vs. St. Louis, Dec. 27, 2009 (24-38)  
Jim Hart vs. Detroit, Oct. 1, 1967 (19-27)  
312 ..Ryan Lindley vs. St. Louis, Nov. 25, 2012 (31-52)  
Tom Tupa vs. New England, Sept. 29, 1991 (17-28)  
311 ..Carson Palmer vs. San Francisco, Sept. 27, 2015 (20-32)  
310 ..Carson Palmer vs. Minnesota, Dec. 10, 2015 (25-35)  
Charley Johnson at Cleveland, Sept. 26, 1965 (11-19)  
309 ..Kevin Kolb vs. Carolina, Sept. 11, 2011 (18-27)  
308 ..Dave Krieg vs. Kansas City, Oct. 1, 1995 (25-41)  
Neil Lomax vs. Miami, Sept. 30, 1984 (22-37)  
307 ..Carson Palmer vs. New Orleans, Sept. 13, 2015 (19-32)  
Josh McCown vs. San Francisco, Dec. 12, 2004 (26-44)  
Jeff Blake at Pittsburgh, Nov. 9, 2003 (23-43)  
306 ..Drew Stanton vs. Detroit, Nov. 16, 2014 (21-32)  
John Skelton at Green Bay, Nov. 4, 2012 (23-46)  
Jim Hart vs. Washington, Sept. 23, 1979 (24-43)  
Charley Johnson at Cleveland, Oct. 26, 1969 (15-30)  
Charley Johnson at N.Y. Giants, Nov. 1, 1964 (15-29)  
Pat Coffey vs. Chicago Bears, 1937  
305 ..Dave Krieg at N.Y. Giants, Oct. 8, 1995 (23-38), OT  
Jim Hart at Washington, Nov. 1, 1981 (24-39)  
304 ..Carson Palmer vs. Tampa Bay, Sept. 18, 2016 (17-30)  
Carson Palmer vs. San Diego, Sept. 8, 2014 (24-37)  
302 ..Carson Palmer at Philadelphia, Dec. 1, 2013 (24-41)  
Kurt Warner vs. Houston, Oct. 11, 2009 (26-38)  
Charley Johnson vs. Dallas, Dec. 9, 1962 (13-27)  
301 ..Kurt Warner vs. San Francisco, Sept. 10, 2006 (23-37)  
Timm Rosenbach vs. Philadelphia, Dec. 29, 1990 (19-31)  
Charley Johnson vs. Pittsburgh, Oct. 13, 1963 (21-42)  
300 ..Carson Palmer vs. Washington, Dec. 4, 2016 (30-46)  
Kurt Warner vs. St. Louis, Dec. 30, 2007 (23-39)  
Neil Lomax vs. N.Y. Giants, Dec. 9, 1984 (23-33)





## RECEIVING YARDS

256 ..Sonny Randle at N.Y. Giants, Nov. 4, 1962 (16 rec., TD)
217 ..Anquan Boldin at Detroit, Sept. 7, 2003 (10 rec., 2 TD)
212 ..Jackie Smith vs. Pittsburgh, Oct. 13, 1963 (9 rec., 2 TD)
198 ..Sonny Randle at Cleveland, Sept. 26, 1965 (7 rec., 3 TD)
197 ..John Gilliam at Pittsburgh, Oct. 6, 1969 (10 rec., TD)
196 ..John Brown at Pittsburgh, Oct. 18, 2015 (10 rec.)
Roy Green at Washington, Dec. 16, 1984 (8 rec., 2 TD)
193 ..Michael Floyd at Jacksonville, Nov. 17, 2013 (6 rec., TD)
192 ..John Gilliam at Cleveland, Oct. 26, 1969 (4 rec., 3 TD)
190 ..Frank Sanders vs. Dallas, Nov. 15, 1998 (11 rec., TD)
189 ..Roy Green at Dallas, Oct. 7, 1984 (8 rec., 2 TD)
188 ..Rob Moore vs. Pittsburgh, Nov. 30, 1997 (8 rec.)
Frank Sanders at N.Y. Giants, Nov. 16, 1997 (9 rec., TD)
187 ..Mel Gray at N.Y. Giants, Oct. 25, 1975 (7 rec., 2 TD)
186 ..Anquan Boldin at Seattle, Nov. 16, 2008 (13 rec.)
184 ..David Boston at Cincinnati, Dec. 3, 2000 (9 rec., 2 TD)
183 ..Roy Green at Indianapolis, Sept. 16, 1984 (8 rec., 2 TD)
Dave Stief vs. Atlanta, Dec. 17, 1978 (9 rec., TD)
181 ..Anquan Boldin at Baltimore, Sept. 23, 2007 (14 rec., 2 TD)
176 ..Roy Green vs. N.Y. Giants, Nov. 13, 1988 (9 rec., TD)
Larry Fitzgerald vs. Green Bay, Jan. 16, 2016 (8 rec., TD)*
175 ..Taz Anderson vs. Philadelphia, Dec. 16, 1962 (8 rec.)
172 ..Larry Fitzgerald at Minnesota, Nov. 26, 2006 (11 rec.)
Larry Centers vs. Dallas, Dec. 25, 1995 (12 rec.)
171 ..Larry Fitzgerald vs. St. Louis, Dec. 30, 2007 (11 rec., 2 TD)
170 ..Roy Green vs. Dallas, Sept. 19, 1982 (10 rec., TD)
167 ..Gus Tinsley vs. Cleveland, Nov. 27, 1938 (6 rec., TD)
166 ..Michael Floyd at San Francisco, Dec. 30, 2012 (8 rec., TD)
Larry Fitzgerald at Carolina, Jan. 10, 2009 (8 rec., TD)*
Roy Green at Seattle, Sept. 17, 1989 (8 rec., 3 TD)
Ernie Jones vs. Philadelphia, Dec. 10, 1988 (6 rec., TD)
Roy Green vs. Chicago, Oct. 14, 1984 (6 rec.)
John Gilliam vs. Philadelphia, Nov. 21, 1971 (6 rec.)
165 ..Bob Shaw vs. Baltimore, Oct. 2, 1950 (8 rec., 5 TD)

164 ..Dave Williams vs. New Orleans, Nov. 2, 1969 (8 rec., 4 TD)
163 ..Roy Green vs. Washington, Oct. 21, 1984 (6 rec., 2 TD)
Don Stonesifer vs. Washington, Nov. 21, 1954
162 ..Anquan Boldin vs. Atlanta, Dec. 23, 2007 (13 rec., 2 TD), OT
Anquan Boldin vs. Carolina, Oct. 9, 2005 (10 rec., TD)
Woodley Lewis at Philadelphia, Dec. 15, 1957 (6 rec., 3 TD)
161 ..Billy Stacy vs. N.Y. Giants, Oct. 8, 1961 (3 rec., TD)
Ollie Matson at Pittsburgh, Nov. 28, 1954 (5 rec., TD)
160 ..Larry Fitzgerald vs. Philadelphia, Oct. 26, 2014 (7 rec., TD)
Mal Kutner vs. Detroit, Sept. 28, 1947 (7 rec., TD)

## SACKS

4.5...Curtis Greer vs. Philadelphia, Dec. 18, 1983
4.0...Bertrand Berry vs. N.Y. Giants, Nov. 14, 2004
3.0...Dwight Freeneys vs. Green Bay, Dec. 27, 2015
3.0...Calais Campbell at Seattle, Nov. 23, 2014
3.0...John Abraham vs. St. Louis, Dec. 8, 2013
3.0...John Abraham vs. Houston, Nov. 10, 2013
3.0...Darnell Dockett at New Orleans, Sept. 22, 2013
3.0...Darnell Dockett at Tennessee, Nov. 29, 2009
3.0...Darnell Dockett vs. Pittsburgh, Feb. 1, 2009* (SB XLIII)*
3.0...Bertrand Berry at Oakland, Oct. 22, 2006
3.0...Adrian Wilson at St. Louis, Nov. 20, 2005
3.0...Simeon Rice at Philadelphia, Nov. 19, 2000
3.0...Ken Harvey at Washington, Sept. 12, 1993
3.0...Ken Harvey at Dallas, Nov. 3, 1991
3.0...Ken Harvey at Atlanta, Dec. 9, 1990
3.0...Freddie Joe Nunn at Dallas, Oct. 30, 1988
3.0...Freddie Joe Nunn at Tampa Bay, Dec. 20, 1987
3.0...Curtis Greer vs. Dallas, Sept. 13, 1987
3.0...Al Baker vs. Philadelphia, Dec. 18, 1983
3.0...E.J. Junior at N.Y. Giants, Dec. 4, 1983
3.0...David Galloway vs. Seattle, Nov. 13, 1983
3.0...Curtis Greer vs. Dallas, Sept. 11, 1983

\*Playoff Game    +NFL rookie record    ^Super Bowl record

## LONGEST PLAYS

### LONGEST RUNS

83 ...John David Crow vs. Washington, Oct. 4, 1958 (TD)
82 ...Elmer Angsman vs. Detroit, Oct. 23, 1949 (TD)
80 ...Andre Ellington vs. Atlanta, Oct. 27, 2013 (TD)
Tim Hightower at Atlanta, Sept. 19, 2010 (TD)
Paddy Driscoll vs. Kansas City, Oct. 18, 1925 (TD)
79 ...Ollie Matson vs. Pittsburgh, Nov. 25, 1956
Ollie Matson vs. Washington, Nov. 21, 1954
78 ...Charles Belden vs. Frankford, Oct. 25, 1930 (TD)
76 ...Ottis Anderson vs. Dallas, Sept. 2, 1979 (TD)
75 ...Ottis Anderson at Philadelphia, Nov. 18, 1979
Terry Metcalf at Washington, Sept. 22, 1974 (TD)
MacArthur Lane at Philadelphia, Oct. 18, 1970
Ollie Matson vs. Pittsburgh, Nov. 28, 1954
Mickey McDonald vs. Minneapolis, Oct. 13, 1929 (TD)
74 ...Adrian Murrell at Dallas, Jan. 2, 1999#
MacArthur Lane vs. New Orleans, Oct. 11, 1970 (TD)
72 ...Elmer Angsman vs. Green Bay, Oct. 10, 1948 (TD)
71 ...Beanie Wells at St. Louis, Nov. 27, 2011
Pat Harder vs. N.Y. Giants, Oct. 17, 1948 (TD)
70 ...Tim Hightower at New Orleans, Jan. 16, 2010 (TD)#
LeShon Johnson at New Orleans, Sept. 22, 1996 (TD)
Johnny Roland at Washington, Nov. 5, 1967
66 ...LeShon Johnson vs. St. Louis, Sept. 27, 1996 (OT)
Willis Crenshaw vs. Cleveland, Dec. 14, 1968 (TD)
64 ...Stump Mitchell vs. Washington, Dec. 21, 1985
Ottis Anderson vs. Washington, Dec. 12, 1982
63 ...Andre Ellington at Detroit, Oct. 11, 2015 (TD)
Bill Triplett at Pittsburgh, Sept. 29, 1963
62 ...Chris Johnson vs. Baltimore, Oct. 26, 2015
Terry Metcalf vs. Dallas, Oct. 9, 1977 (TD)
Bill Thornton at Philadelphia, Nov. 22, 1964 (TD)
Troy Hambrick at Miami, Nov. 7, 2004
61 ...Elmer Angsman vs. Green Bay, Nov. 24, 1946 (TD)
60 ...Stump Mitchell vs. Philadelphia, Nov. 17, 1985
59 ...Bill Triplett at N.Y. Giants, Oct. 31, 1965 (TD)
58 ...David Johnson vs. N.Y. Jets, Oct. 17, 2016 (TD)
Thomas Jones at Seattle, Sept. 15, 2002 (TD)
Michael Pittman vs. Detroit, Nov. 14, 1999 (TD)

57 ...Garrison Hearst vs. New England, Oct. 10, 1993
Jerry Latin at Detroit, Dec. 21, 1975 (TD)
John David Crow at Washington, Oct. 4, 1964
John David Crow vs. Pittsburgh, Dec. 18, 1960
56 ...J.J. Nelson at Miami, Dec. 11, 2016 (TD)
Marcel Shipp at Philadelphia, Nov. 17, 2002
LeShon Johnson at New Orleans, Sept. 22, 1996 (TD)
Bobby Joe Conrad vs. Washington, Sept. 27, 1959 (TD)
55 ...Bill Thornton at Minnesota, Oct. 6, 1963 (TD)
Frank Mestnik vs. Washington, Nov. 5, 1960
54 ...Donny Anderson vs. N.Y. Giants, Oct. 28, 1973
Johnny Roland vs. New Orleans, Dec. 3, 1967 (TD)
Prentice Gautt at Philadelphia, Oct. 1, 1961 (TD)
53 ...David Johnson vs. Oakland, Nov. 18, 2018
Beanie Wells at St. Louis, Nov. 27, 2011
52 ...LaRod Stephens-Howling at Atlanta, Nov. 18, 2012
Ottis Anderson at N.Y. Giants, Nov. 30, 1980
Terry Metcalf at N.Y. Jets, Nov. 23, 1975
51 ...Ottis Anderson at Dallas, Nov. 16, 1980 (TD)
50 ...Tim Hightower at St. Louis, Nov. 22, 2009
Terry Metcalf at Philadelphia, Sept. 16, 1973
Johnny Roland at Washington, Oct. 23, 1966
John David Crow vs. Dallas, Oct. 23, 1960

### LONGEST PASS PLAYS

98 ...Jim Hart to Ahmad Rashad vs. L.A. Rams, Dec. 10, 1972
Ogden Compton to Dick Lane at Green Bay, Nov. 13, 1955 (TD)
Doug Russell to Gaynell Tinsley vs. Cleveland, Nov. 27, 1938 (TD)
97 ...Pat Coffee to Gaynell Tinsley vs. Chicago, Dec. 5, 1937 (TD)
93 ...Neil Lomax to Ernie Jones vs. Philadelphia, Dec. 10, 1988 (TD)
91 ...Carson Palmer to Michael Floyd at Jacksonville, Nov. 17, 2013 (TD)
M.C. Reynolds to John David Crow at Cleveland, Oct. 12, 1958 (TD)
86 ...Charley Johnson to Sonny Randle at Dallas, Oct. 28, 1962 (TD)
85 ...M.C. Reynolds to Woodley Lewis vs. Washington, Sept. 27, 1959 (TD)
84 ...Charley Johnson to John Gilliam at Cleveland, Oct. 26, 1969 (TD)
83 ...Neil Lomax to Roy Green vs. Washington, Oct. 21, 1984 (TD)
Lamar McMan to Gern Nagler vs. Washington, Oct. 6, 1957
82 ...Paul Christian to Bill Dewell vs. Chicago Bears, Oct. 6, 1946 (TD)
81 ...Logan Thomas to Andre Ellington at Denver, Oct. 5, 2014 (TD)
Gary Hammond to Jackie Smith vs. Dallas, Oct. 13, 1974
Frank Tripucka to Fran Polsfoot vs. Washington, Oct. 22, 1950 (TD)



- 80....Carson Palmer to J.J. Nelson at Seattle, Dec. 24, 2016 (TD)  
 Carson Palmer to Larry Fitzgerald vs. Philadelphia, Oct. 26, 2014 (TD)  
 Jake Plummer to Marcel Shipp at St. Louis, Dec. 15, 2002 (TD)  
 Jim Hart to Earl Thomas at Dallas, Sept. 28, 1975 (TD)  
 Jim Hart to Mel Gray vs. Dallas, Oct. 13, 1974  
 Gary Keithley to Mel Gray at N.Y. Giants, Nov. 18, 1973 (TD)  
 Pete Beathard to Mel Gray at Philadelphia, Dec. 12, 1971 (TD)  
 Jim Hart to Bobby Joe Conrad vs. Pittsburgh, Nov. 10, 1968 (TD)  
*Charley Johnson to Billy Gambrell vs. Green Bay at Miami, Jan. 5, 1965 (TD)#*  
 Ralph Guglielmi to Bill Stacy vs. N.Y. Giants, Oct. 8, 1961 (TD)  
 Paul Christman to Boris Dimancheff vs. Chicago Bears, Dec. 14, 1947 (TD)
- 79....Jim Hart to John Gilliam at Detroit, Dec. 6, 1970  
 78....Matt Leinart to Larry Fitzgerald at New England, Dec. 21, 2008 (TD)  
 Steve Pisarkiewicz to Mel Gray vs. Philadelphia, Oct. 14, 1979 (TD)  
 Jim Hart to MacArthur Lane vs. N.Y. Giants, Dec. 13, 1970 (TD)  
 Charley Johnson to Willis Crenshaw at Cleveland, Sept. 26, 1965 (TD)  
 Charley Johnson to Jackie Smith at N.Y. Giants, Nov. 1, 1964 (TD)  
 Charley Johnson to Joe Childress vs. Philadelphia, Dec. 8, 1963 (TD)  
 Sam Etcheverry to Taz Anderson vs. Dallas, Dec. 10, 1961
- 77....Tom Tupa to Don Holmes at L.A. Rams, Nov. 19, 1989 (TD)  
 Jim Hart to Mel Gray vs. San Francisco, Oct. 31, 1976 (TD)  
 Charley Johnson to Sonny Randle vs. Philadelphia, Dec. 16, 1961 (TD)
- 76....Jim Hart to Jackie Smith vs. New Orleans, Dec. 3, 1967 (TD)
- 75....Josh Rosen to Christian Kirk at San Francisco, Oct. 7, 2018 (TD)  
*Carson Palmer to Larry Fitzgerald vs. Green Bay, Jan. 16, 2016 #*  
 Carson Palmer to John Brown vs. Philadelphia, Oct. 26, 2014 (TD)  
 Carson Palmer to Larry Fitzgerald at San Francisco, Oct. 13, 2013 (TD)  
 Kurt Warner to Larry Fitzgerald vs. Miami, Sept. 14, 2008  
 Neil Lomax to Pat Tilley at Baltimore, Nov. 22, 1981  
 Charley Johnson to John Gilliam at Cleveland, Oct. 26, 1969 (TD)  
 Lamar McHan to Dick Lane at Chicago Bears, Dec. 9, 1956
- 74....John Skelton to Andre Roberts vs. Dallas, Dec. 25, 2010 (TD)  
 Jim Hart to Mel Gray vs. N.Y. Giants, Nov. 5, 1978  
 Jim Hart to Mel Gray at N.Y. Jets, Nov. 23, 1975  
 Jim Hart to Jackie Smith vs. Philadelphia, Oct. 22, 1967 (TD)  
 Charley Johnson to Sonny Randle vs. Dallas, Dec. 9, 1962 (TD)
- 73....Kevin Kolb to LaRod Stephens-Howling vs. Pittsburgh, Oct. 23, 2011 (TD)  
 Kevin Kolb to Larry Fitzgerald at Washington, Sept. 18, 2011 (TD)



**John David Crow holds claim to the longest run in club history, an 83-yard rush for a touchdown.**

- 72....Chris Chandler to Ernie Jones N.Y. Giants, Oct. 11, 1992 (TD)  
 Tom Tupa to Ernie Jones vs. Dallas, Nov. 12, 1989 (TD)  
 Charley Johnson to Sonny Randle at Cleveland, Sept. 26, 1965 (TD)  
 Charley Johnson to Bobby Joe Conrad vs. Dallas, Dec. 9, 1962 (TD)
- 71....*Kurt Warner to Anquan Boldin vs. Atlanta, Jan. 3, 2009 (TD)#*  
 Dave Brown to Rob Moore at N.Y. Jets, Nov. 7, 1999  
 Jeff Blake to Anquan Boldin at Detroit, Sept. 7, 2003 (TD)  
 Neil Lomax to Roy Green at Dallas, Nov. 24, 1983 (TD)  
 Neil Lomax to Pat Tilley vs. San Diego, Nov. 20, 1983 (TD)  
 Tim Van Galder to Jackie Smith at Baltimore, Sept. 17, 1972  
 Jim Hart to Dave Williams vs. Pittsburgh, Nov. 10, 1968 (TD)  
 Charley Johnson to Bobby Joe Conrad at Pittsburgh, Oct. 17, 1965

## # Playoff Game

## LONGEST PUNTS

- 84....Doug Russell vs. Chicago, Sept. 11, 1938  
 81....Mike Wood at N.Y. Giants, Dec. 10, 1978  
 75....Carl Birdsong at Philadelphia, Dec. 20, 1981  
 73....Rich Camarillo at Dallas, Sept. 20, 1992  
 70....Dave Zastudil at San Francisco, Dec. 30, 2012  
 69....Jerry Stoval vs. Cleveland, Dec. 1, 1963  
 68....Dave Zastudil vs. Miami, Sept. 30, 2012  
 Jeff Feagles at Minnesota, Dec. 1, 1996  
 Greg Cater at San Francisco, Oct. 18, 1987  
 67....Drew Butler at Atlanta, Nov. 30, 2014  
 Scott Player vs. Chicago, Oct. 11, 1998  
 Carl Birdsong at Tampa Bay, Nov. 10, 1985  
 Chuck Latourette vs. Pittsburgh, Nov. 12, 1967  
 66....Dave Zastudil vs. San Francisco, Dec. 11, 2011  
 Greg Horne vs. N.Y. Giants, Nov. 13, 1988  
 Carl Birdsong at Green Bay, Sept. 29, 1985  
 Carl Birdsong at Atlanta, Oct. 18, 1981  
 Larry Swider at Baltimore, Oct. 26, 1980  
 65....Dave Zastudil at Green Bay, Nov. 4, 2012  
 Ben Graham vs. San Francisco, Nov. 29, 2010  
 Carl Birdsong at Chicago, Dec. 19, 1982

## LONGEST PUNT RETURNS

- 99....Patrick Peterson vs. St. Louis, Nov. 6, 2011 (TD)  
 95....Frank Bernardi at Washington, Oct. 14, 1956 (TD)  
 89....Patrick Peterson vs. Carolina, Sept. 11, 2011 (TD)  
 88....Phil Sarboe vs. N.Y. Giants, Oct. 27, 1935 (TD)  
 86....Chuck Latourette at New Orleans, Sept. 29, 1968 (TD)  
 Johnny Roland at Philadelphia, Oct. 2, 1966 (TD)  
 84....Ken Hall vs. Pittsburgh, Nov. 1, 1959 (TD)  
 82....Patrick Peterson at Baltimore, Oct. 30, 2011 (TD)  
 Don Paul vs. Philadelphia, Nov. 19, 1950 (TD)  
 80....Patrick Peterson at St. Louis, Nov. 27, 2011 (TD)  
 78....Ollie Matson vs. Cleveland, Dec. 11, 1955 (TD)  
 77....Lee Nelson at Chicago, Dec. 16, 1979  
 Ollie Matson vs. Chicago, Nov. 27, 1955 (TD)  
 76....Vai Sikahema vs. N.Y. Giants, Dec. 13, 1987 (TD)  
 75....*Charley Trippi vs. Philadelphia, Dec. 28, 1947 (TD)\**  
 74....Johnny Roland at Dallas, Nov. 16, 1970 (TD)  
 Billy Stacy vs. N.Y. Giants, Nov. 22, 1959 (TD)  
 73....Steve Breaston vs. Pittsburgh, Sept. 30, 2007 (TD)  
 Bobby Joe Conrad vs. Philadelphia, Oct. 15, 1961 (TD)  
 71....Ted Ginn, Jr. at N.Y. Giants, Sept. 14, 2014 (TD)  
 Vai Sikahema vs. Tampa Bay, Dec. 21, 1986 (TD)  
 John Cochran vs. Green Bay, Nov. 27, 1949 (TD)  
 70....Willard Harrell at Washington, Nov. 19, 1978 (TD)  
 Jerry Davis vs. N.Y. Giants, Oct. 17, 1948 (TD)  
 69....Terry Metcalf vs. New England, Nov. 2, 1975 (TD)  
 Bobby Joe Conrad vs. N.Y. Giants, Nov. 22, 1959 (TD)  
 68....Willard Harrell vs. Pittsburgh, Sept. 16, 1979  
 Jim Burson at San Francisco, Sept. 27, 1964 (TD)  
 67....Charley Trippi vs. Pittsburgh, Nov. 14, 1948 (TD)  
 65....Johnny Bailey vs. Dallas, Nov. 22, 1992  
 64....Steve Breaston vs. Minnesota, Dec. 6, 2009  
 61....Vai Sikahema vs. N.Y. Giants, Oct. 5, 1986  
 60....Vai Sikahema vs. Tampa Bay, Dec. 21, 1986 (TD)  
 58....Johnny Bailey at Washington, Sept. 12, 1993 (TD)  
 57....Roy Green vs. Detroit, Dec. 7, 1980 (TD)  
 55....Arnold Jackson at Oakland, Dec. 2, 2001  
 54....Mark Bell at New Orleans, Oct. 5, 1980  
 53....Vai Sikahema at Washington, Oct. 8, 1989  
 51....Gary Hammond at N.Y. Giants, Nov. 18, 1973  
 50....Kevin Williams vs. Philadelphia, Nov. 2, 1997  
 Stump Mitchell vs. Washington, Sept. 20, 1981 (TD)

\*Playoff game



## LONGEST KICKOFF RETURNS

108 .. David Johnson at Chicago, Sept. 20, 2015 (TD)
106 .. Roy Green at Dallas, Oct. 21, 1979 (TD)
105 .. Frank Seno at N.Y. Giants, Oct. 20, 1946 (TD)
Ollie Matson at Washington, Oct. 14, 1956 (TD)
103 .. George Hoey vs. Philadelphia, Nov. 21, 1971 (TD)
102 .. LaRod Stephens-Howling vs. Oakland, Sept. 26, 2010 (TD)
Doug Russell vs. Cincinnati, Sept. 23, 1934 (TD)
101 .. Ollie Matson vs. Pittsburgh, Nov. 23, 1958 (TD)
100 .. Ollie Matson vs. Chicago, Oct. 5, 1952 (TD)
John Gilliam at Green Bay, Dec. 21, 1969 (TD)
Josh Scobey at St. Louis, Sept. 28, 2003 (TD)
99... LaRod Stephens-Howling at Tennessee, Nov. 29, 2009 (TD)
J.J. Arrington at Minnesota, Nov. 26, 2006 (TD)
98... MarTay Jenkins at Minnesota, Nov. 12, 2000 (TD)
97... Don Shy vs. Washington, Sept. 23, 1973 (TD)
96... LaRod Stephens-Howling at Minnesota, Nov. 7, 2010 (TD)
95... MarTay Jenkins at Seattle, Sept. 15, 2002 (TD)
94... Terry Metcalf vs. Cleveland, Sept. 24, 1974 (TD)
Roy Shivers at Cleveland, Sept. 25, 1966 (TD)
93... J.J. Arrington vs. Dallas, Oct. 12, 2008 (TD)
Terry Metcalf at Washington, Oct. 13, 1975 (TD)

## LONGEST INTERCEPTION RETURNS

102 .. Greg Toler vs. Detroit, Dec. 16, 2012 (TD)
99... Dominique Rodgers-Cromartie vs. St. Louis, Dec. 7, 2008 (TD)
Adrian Wilson at Atlanta, Oct. 1, 2006 (TD)
96... Larry Wilson vs. Cleveland, Dec. 19, 1965 (TD)
92... Leo Sanford at Pittsburgh, Sept. 26, 1955 (TD)
91... Larry Wilson at Philadelphia, Oct. 2, 1966 (TD)
88... Rashad Johnson at Atlanta, Nov. 30, 2014 (TD)
82... Justin Bethel at Detroit, Sept. 10, 2017 (TD)
80... Ralph Brown vs. Green Bay, Jan. 3, 2010
79... Mike Sensibaugh vs. N.Y. Giants, Oct. 31, 1977 (TD)
78... Kwamie Lassiter vs. Philadelphia, Dec. 5, 1999 (TD)
... Carl Allen at Chicago Bears, Dec. 16, 1979
72... Patrick Peterson at Carolina, Jan. 24, 2016
Lorenzo Lynch vs. Seattle, Oct. 28, 1996 (TD)**+
71... Rod Hood vs. Cleveland, Dec. 2, 2007 (TD)
70... Renaldo Hill vs. St. Louis, Nov. 23, 2003 (TD)
Tommy Bennett at Philadelphia, Dec. 13, 1998 (TD)
Carl Allen vs. Philadelphia, Sept. 28, 1980 (TD)
69... Pat Fischer vs. Philadelphia, Oct. 22, 1965 (TD)
68... Rod Hood at St. Louis, Oct. 7, 2007 (TD)
Bob Nussbaumer at Green Bay, Oct. 16, 1949
67... Leonard Smith vs. Green Bay, Sept. 29, 1985

**\*\*+NFL record (Longest OT interception return for a touchdown in NFL history)**

## LONGEST FUMBLE RETURNS

104 .. Aeneas Williams vs. Washington, Nov. 5, 2000 (TD)+
99... Adrian Wilson at Minnesota, Nov. 26, 2006 (TD)
93... James Sanders vs. Philadelphia, Sept. 23, 2012 (TD)
88... Larry Wilson at Green Bay, Dec. 21, 1969 (TD)
85... Eric Hill at L.A. Rams, Sept. 1, 1991 (TD)
83... Vince Banonis vs. N.Y. Giants, Nov. 30, 1947 (TD)
77... Mark Jackson vs. New Orleans, Oct. 11, 1987 (TD)
72... Steve Neils vs. Cleveland, Oct. 28, 1979 (TD)
71... Ron Yankowski at Washington, Sept. 22, 1974 (TD)
62... Larry Stallings vs. Chicago, Sept. 28, 1969 (TD)
60... Patrick Peterson vs. Miami, Sept. 30, 2012
58... Norm Thompson vs. L.A. Rams, Dec. 10, 1972 (TD)

**+Equals NFL record**



**RB David Johnson returned a kickoff 108 yards for a TD against the Bears in 2015. It was the longest TD in franchise history and is tied for the second longest play in NFL history.**

## 100-YARD RUSHING GAMES

Date	Player	Opponent	Att.	Yards
Nov. 18, 2018	David Johnson	vs. Oakland	25	137
Nov. 5, 2017	Adrian Peterson	at San Francisco	37	159
Oct. 15, 2017	Adrian Peterson	vs. Tampa Bay	26	134
Nov. 20, 2016	David Johnson	at Minnesota	22	103
* Oct. 23, 2016	David Johnson	vs. Seattle	33	113
* Oct. 17, 2016	David Johnson	vs. N.Y. Jets	22	111
* Oct. 6, 2016	David Johnson	at San Francisco	27	157
Dec. 20, 2015	David Johnson - R	at Philadelphia	29	187
* Nov. 1, 2015	Chris Johnson	at Cleveland	30	109
* Oct. 26, 2015	Chris Johnson	vs. Baltimore	18	122
Oct. 11, 2015	Chris Johnson	at Detroit	11	103
Sept. 27, 2015	Chris Johnson	vs. San Francisco	22	110
Dec. 7, 2014	Kerwynn Williams	vs. Kansas City	19	100
Oct. 27, 2013	Andre Ellington - R	vs. Atlanta	15	154
Nov. 18, 2012	LaRod Stephens-Howling	at Atlanta	22	127
Oct. 21, 2012	LaRod Stephens-Howling	at Minnesota	20	104
Nov. 27, 2011	Beanie Wells	at St. Louis	27	228 #
Oct. 2, 2011	Beanie Wells	vs. N.Y. Giants	27	138
Dec. 12, 2010	Tim Hightower	vs. Denver	18	148
Sept. 19, 2010	Tim Hightower	at Atlanta	11	115
Dec. 20, 2009	Beanie Wells - R	at Detroit	17	110
Nov. 22, 2009	Tim Hightower	at St. Louis	14	110
Dec. 28, 2008	Edgerrin James	vs. Seattle	14	100
Nov. 2, 2008	Tim Hightower - R	at St. Louis	22	109

Date	Player	Opponent	Att.	Yards
Sept. 7, 2008	Edgerrin James	vs. San Francisco	26	100
Dec. 30, 2007	Edgerrin James	vs. St. Louis	24	102
Dec. 2, 2007	Edgerrin James	vs. Cleveland	24	114
Sep. 16, 2007	Edgerrin James	vs. Seattle	24	128
Dec. 24, 2006	Edgerrin James	at San Francisco	29	105
* Dec. 10, 2006	Edgerrin James	vs. Seattle	26	115
* Dec. 3, 2006	Edgerrin James	at St. Louis	26	115
Oct. 24, 2004	Emmitt Smith	vs. Seattle	26	106
Oct. 3, 2004	Emmitt Smith	vs. New Orleans	21	127
* Nov. 2, 2003	Marcel Shipp	vs. Cincinnati	29	141
* Oct. 26, 2003	Marcel Shipp	vs. San Francisco	35	165
Nov. 24, 2002	Marcel Shipp	vs. Oakland	16	135
Sept. 15, 2002	Thomas Jones	at Seattle	24	173
Oct. 8, 2000	Michael Pittman	vs. Cleveland	16	107
Nov. 14, 1999	Michael Pittman	vs. Detroit	23	133
Dec. 13, 1998	Adrian Murrell	at Philadelphia	32	174
Nov. 8, 1998	Adrian Murrell	vs. Washington	23	107
Sept. 20, 1998	Adrian Murrell	vs. Philadelphia	22	145
Sept. 22, 1996	LeShon Johnson	at New Orleans	21	214
Nov. 12, 1995	Garrison Hearst	vs. Minnesota	18	103
Oct. 15, 1995	Ronald Moore	vs. Washington	28	118
Oct. 8, 1995	Garrison Hearst	at N.Y. Giants	23	122
Sept. 17, 1995	Garrison Hearst	at Detroit	22	121
Dec. 26, 1993	Ronald Moore - R	vs. N.Y. Giants	23	135





Date	Player	Opponent	Att.	Yards
Dec. 5, 1993	Ronald Moore - R	vs. L.A. Rams	29	126
Nov. 7, 1993	Ronald Moore - R	vs. Philadelphia	36 #	160
* Dec. 20, 1992	Johnny Johnson	at Indianapolis	28	146
* Dec. 12, 1992	Johnny Johnson	vs. N.Y. Giants	36 #	156
Nov. 1, 1992	Johnny Johnson	vs. San Francisco	26	102
Nov. 25, 1990	Anthony Thompson - R	vs. New England	28	136
Nov. 18, 1990	Johnny Johnson - R	vs. Green Bay	15	103
& Oct. 21, 1990	Johnny Johnson - R	at N.Y. Giants	30	108
& Oct. 14, 1990	Johnny Johnson - R	vs. Dallas	19	120
* Oct. 30, 1988	Earl Ferrell	at Dallas	19	110
* Oct. 23, 1988	Earl Ferrell	vs. Cleveland	18	110
Sept. 25, 1988	Earl Ferrell	vs. Washington	19	109
Sept. 18, 1988	Stump Mitchell	at Tampa Bay	18	110
Sept. 4, 1988	Stump Mitchell	at Cincinnati	22	110
* Dec. 20, 1987	Stump Mitchell	at Tampa Bay	23	101
* Dec. 13, 1987	Stump Mitchell	vs. N.Y. Giants	26	111
* Dec. 6, 1987	Stump Mitchell	vs. Washington	20	101
Oct. 18, 1987	Derrick McAdoo - R	at San Francisco	23	111
Oct. 12, 1986	Stump Mitchell	at Tampa Bay	20	126
Dec. 21, 1985	Stump Mitchell	vs. Washington	12	129
Dec. 8, 1985	Stump Mitchell	vs. New Orleans	28	158
Nov. 17, 1985	Stump Mitchell	vs. Philadelphia	22	179
Oct. 27, 1985	Stump Mitchell	vs. Houston	21	148
Sept. 29, 1985	Ottis Anderson	vs. Green Bay	20	104
Dec. 2, 1984	Ottis Anderson	at New England	30	136
Nov. 18, 1984	Ottis Anderson	at N.Y. Giants	24	111
Oct. 7, 1984	Ottis Anderson	at Dallas	25	110
Sept. 30, 1984	Stump Mitchell	vs. Miami	20	109
Sept. 16, 1984	Ottis Anderson	at Indianapolis	23	119
* Dec. 18, 1983	Ottis Anderson	vs. Philadelphia	23	156
* Dec. 11, 1983	Ottis Anderson	at L.A. Raiders	24	119
& Nov. 20, 1983	Ottis Anderson	vs. San Diego	28	113
& Nov. 13, 1983	Ottis Anderson	vs. Seattle	29	130
Oct. 30, 1983	Ottis Anderson	vs. Minnesota	24	136
Oct. 24, 1983	Stump Mitchell	vs. N.Y. Giants	24	108
& Oct. 2, 1983	Ottis Anderson	at Kansas City	21	106
& Sept. 25, 1983	Ottis Anderson	at Philadelphia	29	133
Sept. 18, 1983	Stump Mitchell	vs. San Francisco	8	123
Dec. 26, 1982	Ottis Anderson	vs. N.Y. Giants	30	110
* Dec. 12, 1982	Ottis Anderson	vs. Washington	15	109
* Dec. 5, 1982	Stump Mitchell	at Philadelphia	25	145
Nov. 28, 1982	Ottis Anderson	at Atlanta	20	122
Dec. 20, 1981	Ottis Anderson	at Philadelphia	19	102
* Nov. 22, 1981	Ottis Anderson	at Baltimore	29	130
* Nov. 15, 1981	Ottis Anderson	vs. Buffalo	27	177
Nov. 1, 1981	Ottis Anderson	at Washington	18	122
Dec. 21, 1980	Ottis Anderson	vs. Washington	22	122
& Nov. 30, 1980	Ottis Anderson	at N.Y. Giants	31	168
& Nov. 23, 1980	Ottis Anderson	vs. Kansas City	16	107
& Nov. 16, 1980	Ottis Anderson	at Dallas	31	100
* Oct. 5, 1980	Ottis Anderson	at New Orleans	22	126
Wayne Morris	at New Orleans	22	102	
* Sept. 28, 1980	Ottis Anderson	vs. Philadelphia	27	151
& Dec. 9, 1979	Ottis Anderson - R	vs. N.Y. Giants	29	140
& Dec. 2, 1979	Ottis Anderson - R	vs. San Francisco	27	129
* Nov. 18, 1979	Ottis Anderson - R	at Philadelphia	17	112
* Nov. 11, 1979	Ottis Anderson - R	at Washington	25	105
* Nov. 4, 1979	Ottis Anderson - R	vs. Minnesota	25	164
Oct. 21, 1979	Ottis Anderson - R	at Dallas	20	104
Oct. 7, 1979	Ottis Anderson - R	at Houston	16	109
* Sept. 9, 1979	Ottis Anderson - R	at N.Y. Giants	31	109
* Sept. 2, 1979	Ottis Anderson - R	vs. Dallas	21	193
Nov. 19, 1978	Wayne Morris	at Washington	36 #	123
Dec. 10, 1977	Terry Metcalf	vs. Washington	19	119
Nov. 6, 1977	Wayne Morris	at Minnesota	27	182
* Dec. 12, 1976	Jim Otis	at New York Giants	28	119
* Dec. 4, 1976	Jim Otis	vs. Baltimore	29	107
& Nov. 7, 1976	Jim Otis	at Philadelphia	27	115
& Oct. 31, 1976	Jim Otis	vs. San Francisco	23	109
Sept. 12, 1976	Jim Otis	at Seattle	27	140
Terry Metcalf	at Seattle	16	113	
Dec. 21, 1975	Jerry Latin - R	at Detroit	15	112

Date	Player	Opponent	Att.	Yards
Dec. 14, 1975	Jim Otis	at Chicago	33	147
Nov. 16, 1975	Jim Otis	vs. Washington	23	109
Oct. 19, 1975	Jim Otis	vs. Philadelphia	23	116
Oct. 5, 1975	Jim Otis	vs. N.Y. Giants	20	101
	Terry Metcalf	vs. N.Y. Giants	15	109
Nov. 25, 1973	Donny Anderson	at Cincinnati	18	105
Dec. 9, 1973	Terry Metcalf - R	at Atlanta	18	100
Oct. 28, 1973	Donny Anderson	vs. N.Y. Giants	18	130
Sept. 16, 1973	Terry Metcalf - R	at Philadelphia	16	133
Nov. 19, 1972	Donny Anderson	vs. N.Y. Giants	22	121
Oct. 29, 1972	Donny Anderson	vs. Chicago	18	102
Nov. 28, 1971	Johnny Roland	at N.Y. Giants	24	116
* Oct. 18, 1970	MacArthur Lane	at Philadelphia	15	125
* Oct. 11, 1970	MacArthur Lane	vs. New Orleans	16	132
Sept. 27, 1970	MacArthur Lane	vs. Washington	28	146
Nov. 30, 1969	Cid Edwards	vs. Pittsburgh	13	128
Dec. 8, 1968	Willis Crenshaw	at N.Y. Giants	28	162
Dec. 3, 1967	Johnny Roland	vs. New Orleans	21	106
Nov. 5, 1967	Johnny Roland	at Washington	25	130
Oct. 8, 1967	Johnny Roland	at Minnesota	17	122
Sept. 17, 1967	Johnny Roland	vs. N.Y. Giants	21	124
Oct. 23, 1966	Johnny Roland - R	at Washington	20	109
Oct. 31, 1965	Bill Triplett	at N.Y. Giants	23	176
Nov. 22, 1964	Bill Thornton	at Philadelphia	12	128
Dec. 1, 1963	Bill Triplett	vs. Cleveland	16	102
Sept. 22, 1963	Joe Childress	at Philadelphia	29	136
Dec. 9, 1962	John David Crow	vs. Dallas	18	118
Oct. 1, 1961	Prentice Gautt	at Philadelphia	15	135
Dec. 18, 1960	John David Crow	vs. Pittsburgh	24	203
Nov. 20, 1960	John David Crow	at Washington	17	157
Oct. 23, 1960	John David Crow	vs. Dallas	24	143
Oct. 9, 1960	John David Crow	at Philadelphia	16	134
Sept. 27, 1959	Bobby Joe Conrad	vs. Washington	11	140
Oct. 20, 1957	Ollie Matson	vs. Washington	13	155
Nov. 25, 1956	Ollie Matson	vs. Pittsburgh	16	159
Sept. 30, 1956	Ollie Matson	vs. Cleveland	20	144
Nov. 20, 1955	Dave Mann - R	vs. Chicago Bears	10	108
Nov. 5, 1955	Ollie Matson	vs. Pittsburgh	13	130
* Nov. 28, 1954	Ollie Matson	at Pittsburgh	10	115
* Nov. 21, 1954	Ollie Matson	vs. Washington	8	163
Dec. 16, 1951	Charley Trippi	at Chicago Bears	13	145
Nov. 13, 1949	Pat Harder	vs. New York Yanks	13	117
* Oct. 30, 1949	Charley Trippi	vs. N.Y. Giants	18	125
* Oct. 23, 1949	Elmer Angsman	vs. Detroit	12	116
Sept. 26, 1949	Charley Trippi	vs. Washington	10	130
Nov. 7, 1948	Charley Trippi	vs. Detroit	10	103
Oct. 24, 1948	Charley Trippi	vs. Boston	9	104
Oct. 10, 1948	Elmer Angsman	vs. Green Bay	18	146
Dec. 28, 1947	Elmer Angsman	vs. Philadelphia	10	159
Dec. 1, 1946	Pat Harder - R	vs. Chicago Bears	12	112
* Nov. 12, 1944	John Grigas	at Detroit	25	123
* Nov. 5, 1944	John Grigas	vs. Detroit	30	117
* Oct. 29, 1944	John Grigas	at Washington	30	100
Dec. 6, 1936	George Grosvenor	vs. Green Bay	35	100
Nov. 29, 1936	George Grosvenor	vs. Chicago Bears	--	126
Dec. 1, 1935	Doug Russell	vs. Chicago Bears	--	100

## Career 100-Yard Rushers (175 Total)

Ottis Anderson - 34; Stump Mitchell - 14; Jim Otis - 9; Edgerrin James - 8; David Johnson - 6; Johnny Johnson - 6; Ollie Matson - 6; Johnny Roland - 6; John David Crow - 5; Terry Metcalf - 5; Charley Trippi - 5; Donny Anderson - 4; Tim Hightower - 4; Chris Johnson - 4; Ronald Moore - 4; Earl Ferrell - 3; John Grigas - 3; Garrison Hearst - 3; MacArthur Lane - 3; Wayne Morris - 3; Adrian Murrell - 3; Marcel Shipp - 3; Beanie Wells - 3; Elmer Angsman - 2; George Grosvenor - 2; Pat Harder - 2; Adrian Peterson - 2; Michael Pittman - 2; Emmitt Smith - 2; LaRod Stephens-Hawling - 2; Bill Triplett - 2; One Each: Joe Childress; Bobby Joe Conrad; Willis Crenshaw; Cid Edwards; Andre Ellington; Prentice Gautt; LeShon Johnson; Thomas Jones; Jerry Latin; Dave Mann; Derrick McAdoo; Doug Russell; Anthony Thompson; Bill Thornton; Keryynn Williams.

# denotes franchise record

\* and & denote consecutive games

R denotes rookies



## 100-YARD RECEIVING GAMES

Date	Player	Opponent	Receptions	Yards	Date	Player	Opponent	Receptions	Yards
Oct. 28, 2018	Larry Fitzgerald	vs. San Francisco	8	102	* Sept. 21, 2008	Larry Fitzgerald	at Washington	7	109
Dec. 24, 2017	Larry Fitzgerald	vs. N.Y. Giants	9	119	* Sept. 14, 2008	Larry Fitzgerald	vs. Miami	6	153
Nov. 9, 2017	Larry Fitzgerald	vs. Seattle	10	113		Anquan Boldin	vs. Miami	6	140
Oct. 15, 2017	Larry Fitzgerald	vs. Tampa Bay	10	138	Dec. 30, 2007	Larry Fitzgerald	vs. St. Louis	11	171
Oct. 1, 2017	Jaron Brown	vs. San Francisco	8	105	Dec. 23, 2007	Anquan Boldin	vs. Atlanta	13	162
Sept. 25, 2017	Larry Fitzgerald	vs. Dallas	13	149	Dec. 9, 2007	Jerheme Urban	at Seattle	6	123
Sept. 17, 2017	J.J. Nelson	at Indianapolis	5	120	Nov. 25, 2007	Larry Fitzgerald	vs. San Francisco	9	156
Dec. 24, 2016	J.J. Nelson	at Seattle	3	132	* Oct. 7, 2007	Larry Fitzgerald	at St. Louis	9	136
Nov. 27, 2016	David Johnson	at Atlanta	8	103	* Sept. 30, 2007	Larry Fitzgerald	vs. Pittsburgh	10	120
Nov. 13, 2016	Larry Fitzgerald	vs. San Francisco	12	132	Sept. 23, 2007	Anquan Boldin	at Baltimore	14	181
Nov. 13, 2016	Michael Floyd	vs. San Francisco	5	101	Dec. 31, 2006	Anquan Boldin	at San Diego	4	112
Oct. 2, 2016	John Brown	vs. Los Angeles	10	144	Nov. 26, 2006	Larry Fitzgerald	at Minnesota	11	172
Jan. 16, 2016	Larry Fitzgerald	vs. Green Bay	8	176		Anquan Boldin	at Minnesota	9	140
Dec. 27, 2015	Michael Floyd	vs. Green Bay	6	111	Oct. 16, 2006	Anquan Boldin	vs. Chicago	12	136
** Dec. 10, 2015	Michael Floyd	vs. Minnesota	5	102	Sept. 24, 2006	Anquan Boldin	vs. St. Louis	10	129
Dec. 6, 2015	John Brown	at St. Louis	6	113	Sept. 10, 2006	Larry Fitzgerald	vs. San Francisco	9	133
* Dec. 6, 2015	Michael Floyd	at St. Louis	7	104	** Dec. 18, 2005	Anquan Boldin	at Houston	8	134
Nov. 22, 2015	J.J. Nelson	vs. Cincinnati	4	142	** Dec. 11, 2005	Anquan Boldin	vs. Washington	9	114
Nov. 15, 2015	Larry Fitzgerald	at Seattle	10	130	** Dec. 4, 2005	Anquan Boldin	at San Francisco	11	156
* Nov. 15, 2015	Michael Floyd	at Seattle	7	113		Larry Fitzgerald	at San Francisco	8	129
* Nov. 1, 2015	Michael Floyd	at Cleveland	4	106	** Nov. 27, 2005	Anquan Boldin	vs. Jacksonville	10	115
Oct. 18, 2015	John Brown	at Pittsburgh	10	196	** Nov. 20, 2005	Anquan Boldin	at St. Louis	8	105
* Sept. 27, 2015	Larry Fitzgerald	vs. San Francisco	9	134	*	Larry Fitzgerald	at St. Louis	9	104
* Sept. 20, 2015	Larry Fitzgerald	at Chicago	8	112	* Nov. 13, 2005	Larry Fitzgerald	at Detroit	9	141
Dec. 28, 2014	Michael Floyd	at San Francisco	8	153	* Nov. 6, 2005	Larry Fitzgerald	vs. Seattle	8	102
Nov. 9, 2014	Larry Fitzgerald	vs. St. Louis	9	112	** Oct. 9, 2005	Anquan Boldin	vs. Carolina	10	162
Oct. 26, 2014	Larry Fitzgerald	vs. Philadelphia	7	160	*	Larry Fitzgerald	vs. Carolina	9	136
	John Brown	vs. Philadelphia	5	119	** Oct. 2, 2005	Anquan Boldin	vs. San Francisco	8	116
Oct. 5, 2014	Andre Ellington	at Denver	4	112	*	Larry Fitzgerald	vs. San Francisco	7	102
Sept. 21, 2014	Michael Floyd	vs. San Francisco	5	114	Sept. 18, 2005	Anquan Boldin	vs. St. Louis	8	119
Sept. 8, 2014	Michael Floyd	vs. San Diego	5	119	Sept. 11, 2005	Larry Fitzgerald	at N.Y. Giants	13	155
Dec. 29, 2013	Larry Fitzgerald	vs. San Francisco	6	113	Dec. 26, 2004	Anquan Boldin	at Seattle	7	107
* Nov. 24, 2013	Michael Floyd	vs. Indianapolis	7	104	Dec. 12, 2004	Anquan Boldin	vs. San Jose	9	109
* Nov. 17, 2013	Michael Floyd	vs. Jacksonville	6	193	Dec. 21, 2003	Anquan Boldin	at Seattle	10	122
Oct. 13, 2013	Larry Fitzgerald	vs. San Francisco	6	117	Dec. 7, 2003	Anquan Boldin	at San Francisco	9	123
Dec. 30, 2012	Michael Floyd	at San Francisco	8	166	Nov. 23, 2003	Anquan Boldin	vs. St. Louis	6	123
Dec. 23, 2012	Larry Fitzgerald	vs. Chicago	8	111	Nov. 9, 2003	Anquan Boldin	at Pittsburgh	8	118
Oct. 21, 2012	Andre Roberts	at Minnesota	7	103	Sept. 7, 2003	Anquan Boldin	at Detroit	10	217
Sept. 30, 2012	Andre Roberts	vs. Miami	6	118	Nov. 10, 2002	Jason McAddey	vs. Seattle	5	113
Sept. 23, 2012	Larry Fitzgerald	vs. Philadelphia	9	114	Oct. 20, 2002	David Boston	vs. Dallas	6	110
* Jan. 1, 2012	Larry Fitzgerald	vs. Seattle	9	149	Sept. 8, 2002	David Boston	at Washington	7	138
* Dec. 24, 2011	Larry Fitzgerald	at Cincinnati	6	105	Dec. 30, 2001	David Boston	at Carolina	7	127
Dec. 11, 2011	Larry Fitzgerald	vs. San Francisco	7	149	* Dec. 9, 2001	David Boston	vs. Washington	6	132
Dec. 4, 2011	Andre Roberts	vs. Dallas	6	111	* Dec. 2, 2001	David Boston	at Oakland	6	106
Nov. 13, 2011	Larry Fitzgerald	at Philadelphia	7	146	* Nov. 25, 2001	David Boston	at San Diego	6	121
Oct. 2, 2011	Larry Fitzgerald	vs. N.Y. Giants	8	102	Nov. 18, 2001	Frank Sanders	vs. Detroit	7	127
Sept. 18, 2011	Larry Fitzgerald	at Washington	7	133	* Nov. 11, 2001	David Boston	vs. N.Y. Giants	9	137
Sept. 11, 2011	Early Doucet	vs. Carolina	3	105	* Nov. 4, 2001	David Boston	vs. Philadelphia	8	138
Jan. 2, 2011	Larry Fitzgerald	at San Francisco	11	125	* Oct. 28, 2001	David Boston	at Dallas	9	108
Dec. 25, 2010	Andre Roberts	vs. Dallas	5	110	* Oct. 21, 2001	David Boston	vs. Kansas City	7	131
Dec. 19, 2010	Larry Fitzgerald	at Carolina	9	125	Oct. 7, 2001	MarJay Jenkins	at Philadelphia	6	119
Nov. 7, 2010	Larry Fitzgerald	at Minnesota	7	107	Sept. 23, 2001	David Boston	vs. Denver	8	145
Oct. 31, 2010	Steve Breaston	vs. Tampa Bay	8	147	Dec. 3, 2000	David Boston	at Cincinnati	9	184
Sept. 12, 2010	Steve Breaston	at St. Louis	7	132	Oct. 15, 2000	David Boston	vs. Philadelphia	6	123
Jan. 10, 2010	Steve Breaston	vs. Green Bay	7	125	* Sept. 10, 2000	David Boston	vs. Dallas	6	102
Dec. 27, 2009	Anquan Boldin	vs. St. Louis	8	116	* Sept. 3, 2000	David Boston	at N.Y. Giants	9	128
Dec. 6, 2009	Larry Fitzgerald	vs. Minnesota	8	143	** Jan. 2, 2000	Frank Sanders	at Green Bay	13	118
* Nov. 22, 2009	Anquan Boldin	at St. Louis	8	103		Rob Moore	at Green Bay	6	120
* Nov. 15, 2009	Anquan Boldin	vs. Seattle	8	105	** Dec. 26, 1999	Frank Sanders	at Atlanta	3	106
Nov. 8, 2009	Larry Fitzgerald	at Chicago	9	123	Nov. 28, 1999	Rob Moore	at N.Y. Giants	7	102
Oct. 18, 2009	Larry Fitzgerald	at Seattle	13	100	Oct. 10, 1999	David Boston	vs. N.Y. Giants	8	101
Sept. 13, 2009	Tim Hightower	vs. San Francisco	12	121	* Dec. 27, 1998	Frank Sanders	vs. San Diego	8	106
* Feb. 1, 2009	Larry Fitzgerald	vs. Pittsburgh (SB XLIII)	7	127	* Dec. 20, 1998	Frank Sanders	vs. New Orleans	10	138
* Jan. 18, 2009	Larry Fitzgerald	vs. Philadelphia	9	152	Dec. 13, 1998	Rob Moore	at Philadelphia	7	109
* Jan. 10, 2009	Larry Fitzgerald	at Carolina	8	166	Nov. 29, 1998	Frank Sanders	at Kansas City	6	100
* Jan. 3, 2009	Larry Fitzgerald	vs. Atlanta	6	101	Nov. 15, 1998	Frank Sanders	vs. Dallas	11	190
* Dec. 28, 2008	Larry Fitzgerald	vs. Seattle	5	130	Nov. 1, 1998	Rob Moore	at Detroit	5	107
* Dec. 21, 2008	Larry Fitzgerald	at New England	3	101	Oct. 4, 1998	Frank Sanders	vs. Oakland	10	118
Nov. 16, 2008	Larry Fitzgerald	at Seattle	10	151	* Dec. 7, 1997	Rob Moore	vs. Washington	5	114
	Anquan Boldin	at Seattle	13	186	* Nov. 30, 1997	Rob Moore	vs. Pittsburgh	8	188
Nov. 10, 2008	Steve Breaston	vs. San Francisco	7	124	* Nov. 23, 1997	Rob Moore	at Baltimore	8	112
Oct. 26, 2008	Larry Fitzgerald	at Carolina	7	115	* Nov. 16, 1997	Rob Moore	at N.Y. Giants	8	139
Oct. 12, 2008	Steve Breaston	vs. Dallas	8	102		Frank Sanders	at N.Y. Giants	9	188
Sept. 28, 2008	Anquan Boldin	at N.Y. Jets	10	119	* Oct. 19, 1997	Rob Moore	at Philadelphia	6	101
	Steve Breaston	at N.Y. Jets	9	122	* Oct. 5, 1997	Rob Moore	vs. Minnesota	8	108
*	Larry Fitzgerald	at N.Y. Jets	8	122					



Date	Player	Opponent	Receptions	Yards	Date	Player	Opponent	Receptions	Yards
* Sept. 28, 1997	Rob Moore	at Tampa Bay	8	147	Sept. 19, 1982	Roy Green	vs. Dallas	10	170
Sept. 7, 1997	Rob Moore	vs. Dallas	6	108	Nov. 22, 1981	Pat Tilley	at Baltimore	5	158
Aug. 31, 1997	Frank Sanders	at Cincinnati	6	105	Oct. 18, 1981	Pat Tilley	at Atlanta	8	100
Nov. 24, 1996	Rob Moore	vs. Philadelphia	9	156	Sept. 20, 1981	Roy Green	vs. Washington	4	115
Oct. 27, 1996	Rob Moore	vs. N.Y. Jets	7	143	* Nov. 9, 1980	Pat Tilley	vs. Atlanta	6	120
Sept. 29, 1996	Rob Moore	vs. St. Louis	9	143	* Nov. 2, 1980	Pat Tilley	vs. Dallas	5	145
Sept. 1, 1996	Larry Centers	at Indianapolis	11	108	Oct. 26, 1980	Mel Gray	at Baltimore	7	101
Dec. 25, 1995	Larry Centers	vs. Dallas	12	172	Sept. 21, 1980	Pat Tilley	at Detroit	10	128
Dec. 9, 1995	Rob Moore	at San Diego	5	104	Nov. 25, 1979	Pat Tilley	at Cincinnati	5	134
Nov. 26, 1995	Rob Moore	vs. Atlanta	8	121	Sept. 23, 1979	Dave Stief	vs. Washington	6	125
	Larry Centers	vs. Atlanta	7	101		Pat Tilley	vs. Washington	7	114
Oct. 8, 1995	Frank Sanders	at N.Y. Giants	6	108	Dec. 17, 1978	Dave Stief	vs. Atlanta	9	183
Sept. 24, 1995	Rob Moore	at Dallas	9	154		Pat Tilley	vs. Atlanta	7	105
Sept. 10, 1995	Frank Sanders	vs. Philadelphia	5	102	Nov. 5, 1978	Pat Tilley	vs. N.Y. Giants	4	101
Dec. 4, 1994	Gary Clark	at Houston	6	120	Oct. 22, 1978	Mel Gray	at N.Y. Jets	4	105
Jan. 2, 1994	Gary Clark	at Atlanta	9	121	Oct. 8, 1978	Mel Gray	vs. Baltimore	6	112
Dec. 19, 1993	Gary Clark	at Seattle	12	152	Sept. 24, 1978	Mel Gray	at Dallas	7	107
Dec. 5, 1993	Gary Clark	vs. L.A. Rams	8	159	Sept. 17, 1978	Pat Tilley	vs. Washington	7	123
Oct. 24, 1993	Anthony Edwards	at San Francisco	4	112	Nov. 20, 1977	Mel Gray	vs. Philadelphia	4	142
Oct. 17, 1993	Ricky Proehl	vs. Washington	5	115	Nov. 25, 1976	Ike Harris	at Dallas	6	113
Dec. 6, 1992	Ricky Proehl	vs. San Diego	6	112	Nov. 14, 1976	Ike Harris	at Los Angeles	8	130
Nov. 29, 1992	Ricky Proehl	at Washington	7	104		Pat Tilley	at Los Angeles	6	120
Nov. 8, 1992	Ricky Proehl	at L.A. Rams	9	126	Oct. 31, 1976	Mel Gray	vs. San Francisco	3	115
Oct. 11, 1992	Ernie Jones	at N.Y. Giants	6	125	* Oct. 17, 1976	Mel Gray	vs. Dallas	7	152
Sept. 13, 1992	Randal Hill	vs. Philadelphia	5	109	* Oct. 10, 1976	Mel Gray	at Philadelphia	6	103
Sept. 29, 1991	Ernie Jones	vs. New England	8	145	** Nov. 23, 1975	Mel Gray	at N.Y. Jets	4	116
	Ricky Proehl	vs. New England	4	107	** Nov. 16, 1975	Mel Gray	vs. Washington	7	109
Dec. 29, 1990	Ricky Proehl	vs. Philadelphia	7	132	Oct. 25, 1975	Mel Gray	at N.Y. Giants	7	187
Dec. 23, 1990	Roy Green	vs. N.Y. Giants	8	147	Sept. 28, 1975	Mel Gray	at Dallas	5	114
	Ernie Jones	vs. N.Y. Giants	4	130	Nov. 24, 1974	Mel Gray	at N.Y. Giants	5	102
Dec. 9, 1990	Ricky Proehl	at Atlanta	6	102	Oct. 27, 1974	Earl Thomas	vs. Washington	4	106
Nov. 18, 1990	Roy Green	vs. Green Bay	4	102	Oct. 13, 1974	Jackie Smith	vs. Dallas	3	110
	Ernie Jones	vs. Green Bay	7	117	Oct. 6, 1974	Mel Gray	at San Francisco	3	124
Dec. 3, 1989	Roy Green	vs. Washington	8	116	Oct. 28, 1973	Mel Gray	vs. N.Y. Giants	5	125
Nov. 12, 1989	Ernie Jones	vs. Dallas	3	139	Oct. 14, 1973	Ahmad Rashad	vs. Philadelphia	5	104
	Rob Await	vs. Dallas	6	105	Sept. 23, 1973	Jackie Smith	vs. Washington	5	129
Oct. 15, 1989	Ernie Jones	vs. Philadelphia	8	114	Dec. 17, 1972	Walker Gillette	vs. Philadelphia	4	108
* Oct. 8, 1989	J.T. Smith	at Washington	8	114	Dec. 10, 1972	Bobby Moore	vs. Los Angeles	2	113
* Oct. 1, 1989	J.T. Smith	vs. San Diego	11	123	Nov. 12, 1972	Jackie Smith	at Dallas	5	110
Sept. 17, 1989	Roy Green	at Seattle	8	166	Dec. 5, 1971	Mel Gray	vs. Green Bay	3	102
*	J.T. Smith	at Seattle	7	104	Nov. 21, 1971	John Gilliam	vs. Philadelphia	6	166
* Sept. 10, 1989	J.T. Smith	at Detroit	10	121	Oct. 24, 1971	Jackie Smith	vs. San Francisco	3	103
Dec. 10, 1988	Ernie Jones	vs. Philadelphia	6	166	Oct. 3, 1971	Mel Gray	vs. N.Y. Giants	2	124
& Nov. 20, 1988	J.T. Smith	at Houston	10	114	Sept. 27, 1971	John Gilliam	vs. N.Y. Jets	6	136
& Nov. 13, 1988	Roy Green	vs. N.Y. Giants	9	176	Dec. 20, 1970	John Gilliam	at Washington	5	125
Oct. 9, 1988	Roy Green	vs. Pittsburgh	4	119	Dec. 13, 1970	Jackie Smith	vs. N.Y. Giants	4	115
Sept. 18, 1988	J.T. Smith	at Tampa Bay	6	103		MacArthur Lane	vs. N.Y. Giants	5	106
	Jay Novacek	at Tampa Bay	5	102	Dec. 6, 1970	John Gilliam	at Detroit	4	105
Dec. 27, 1987	Roy Green	at Dallas	7	112	Oct. 25, 1970	John Gilliam	at N.Y. Giants	7	119
	J.T. Smith	at Dallas	11	102	Oct. 11, 1970	Jackie Smith	vs. New Orleans	5	149
Nov. 29, 1987	J.T. Smith	at Atlanta	10	109	Sept. 18, 1970	John Gilliam	at Los Angeles	5	133
Nov. 8, 1987	Rob Await	vs. Tampa Bay	9	124		Jackie Smith	at Los Angeles	4	102
Nov. 1, 1987	J.T. Smith	vs. Philadelphia	10	112	Nov. 9, 1969	Jackie Smith	vs. N.Y. Giants	6	101
Oct. 4, 1987	J.T. Smith	at Washington	6	116	Nov. 2, 1969	Dave Williams	vs. New Orleans	8	164
Sept. 20, 1987	Roy Green	at San Diego	7	139	*	John Gilliam	vs. New Orleans	5	106
Dec. 7, 1986	J.T. Smith	at Philadelphia	10	131	* Oct. 26, 1969	John Gilliam	at Cleveland	4	192
	Roy Green	at Philadelphia	6	100	Oct. 5, 1969	John Gilliam	at Pittsburgh	10	197
* Nov. 16, 1986	J.T. Smith	vs. New Orleans	8	106	Sept. 21, 1969	Dave Williams	at Dallas	6	104
* Nov. 9, 1986	J.T. Smith	at San Francisco	10	154	Nov. 10, 1968	Bobby Joe Conrad	vs. Pittsburgh	5	133
Nov. 28, 1985	Pat Tilley	at Dallas	6	115	*	Dave Williams	vs. Pittsburgh	5	114
Nov. 4, 1985	Pat Tilley	vs. Dallas	6	113		Jackie Smith	vs. Pittsburgh	5	104
Dec. 16, 1984	Roy Green	at Washington	8	196	* Nov. 3, 1968	Dave Williams	at Philadelphia	3	100
	Ottis Anderson	at Washington	12	124	Oct. 27, 1968	Jackie Smith	vs. New Orleans	4	147
Nov. 18, 1984	Ottis Anderson	at N.Y. Giants	6	112	Dec. 17, 1967	Jackie Smith	at N.Y. Giants	8	152
Nov. 4, 1984	Roy Green	vs. L.A. Rams	5	105	Nov. 23, 1967	Jackie Smith	at Dallas	4	116
* Oct. 21, 1984	Roy Green	vs. Washington	6	163	Nov. 5, 1967	Jackie Smith	at Washington	4	103
* Oct. 14, 1984	Roy Green	vs. Chicago	6	166	Oct. 30, 1967	Dave Williams	vs. Green Bay	6	147
* Oct. 7, 1984	Roy Green	at Dallas	8	189	Oct. 22, 1967	Bobby Joe Conrad	vs. Philadelphia	8	115
Sept. 16, 1984	Roy Green	at Indianapolis	8	183		Jackie Smith	vs. Philadelphia	4	116
Nov. 13, 1983	Roy Green	vs. Seattle	6	130	Oct. 1, 1967	Billy Gambrell	vs. Detroit	5	117
Oct. 24, 1983	Roy Green	vs. N.Y. Giants	6	100	Dec. 17, 1966	Billy Gambrell	vs. Cleveland	5	111
Sept. 18, 1983	Roy Green	at San Francisco	8	133	* Nov. 13, 1966	Jackie Smith	at Pittsburgh	5	106
Sept. 11, 1983	Pat Tilley	vs. Dallas	7	105	* Nov. 6, 1966	Jackie Smith	at N.Y. Giants	3	103
Jan. 8, 1983	Roy Green	at Green Bay	9	113	Sept. 18, 1966	Jackie Smith	at N.Y. Giants	7	136
(SB Tournament)					Dec. 11, 1965	Bobby Joe Conrad	at Dallas	8	126





Date	Player	Opponent	Receptions	Yards
Nov. 21, 1965	Jackie Smith	vs. N.Y. Giants	5	105
Nov. 7, 1965	Billy Grambell	vs. Pittsburgh	3	100
Oct. 10, 1965	Bobby Joe Conrad	at Washington	6	121
Sept. 26, 1965	Sonny Randle	at Cleveland	7	198
Sept. 19, 1965	Jackie Smith	at Philadelphia	5	115
Dec. 13, 1964	Jackie Smith	vs. Philadelphia	9	145
Nov. 22, 1964	Bobby Joe Conrad	vs. Philadelphia	5	110
Nov. 1, 1964	Jackie Smith	at N.Y. Giants	5	124
	Bobby Joe Conrad	at N.Y. Giants	6	124
Oct. 4, 1964	Sonny Randle	at Washington	5	139
Sept. 20, 1964	Sonny Randle	at Cleveland	4	121
Dec. 8, 1963	Bobby Joe Conrad	vs. Philadelphia	6	122
Nov. 3, 1963	Joe Childress	vs. N.Y. Giants	5	118
Oct. 27, 1963	Sonny Randle	at Washington	3	102
Oct. 20, 1963	Bobby Joe Conrad	vs. Green Bay	8	112
Oct. 13, 1963	Jackie Smith	vs. Pittsburgh	9	212
Oct. 6, 1963	Sonny Randle	at Minnesota	6	159
Dec. 16, 1962	Taz Anderson	vs. Philadelphia	8	175
*	Sonny Randle	vs. Philadelphia	3	134
** Dec. 9, 1962	Sonny Randle	vs. Dallas	5	105
**	Bobby Joe Conrad	vs. Dallas	6	128
** Dec. 2, 1962	Bobby Joe Conrad	at Pittsburgh	7	106
* Nov. 11, 1962	Bobby Joe Conrad	vs. Pittsburgh	4	101
* Nov. 4, 1962	Bobby Joe Conrad	at N.Y. Giants	16	256
Oct. 28, 1962	Sonny Randle	at Dallas	3	144
Oct. 7, 1962	Bobby Joe Conrad	vs. N.Y. Giants	6	105
Sept. 30, 1962	Sonny Randle	at Washington	6	122
Dec. 10, 1961	Sonny Randle	vs. Dallas	7	116
Dec. 3, 1961	Bobby Joe Conrad	vs. Washington	4	128
Oct. 8, 1961	Billy Stacy	vs. N.Y. Giants	3	161
Dec. 18, 1960	Sonny Randle	vs. Pittsburgh	5	115
* Nov. 20, 1960	Sonny Randle	at Washington	11	146
* Nov. 13, 1960	Sonny Randle	at Cleveland	7	104
Sept. 23, 1960	John David Crow	at L.A. Rams	5	125
	Sonny Randle	at L.A. Rams	7	159
* Oct. 4, 1959	Woodley Lewis	vs. Cleveland	8	106
* Sept. 27, 1959	Woodley Lewis	vs. Washington	4	115
Dec. 13, 1958	Joe Childress	at Pittsburgh	8	118
* Nov. 16, 1958	Woodley Lewis	at Philadelphia	7	130
* Nov. 9, 1958	Woodley Lewis	at Washington	4	132
* Nov. 2, 1958	Woodley Lewis	vs. Philadelphia	7	150
Oct. 12, 1958	John David Crow	at Cleveland	4	152
Dec. 14, 1957	Woodley Lewis	vs. Philadelphia	6	162
Nov. 24, 1957	Ollie Matson	vs. N.Y. Giants	2	137
Nov. 3, 1957	Gern Nagler	vs. Philadelphia	6	152
Oct. 20, 1957	Woodley Lewis	at Washington	5	107
Oct. 6, 1957	Gern Nagler	vs. Washington	5	153
Dec. 12, 1954	Don Stonesifer	at Washington	9	144
Nov. 28, 1954	Ollie Matson	at Pittsburgh	5	161
Dec. 13, 1953	Gern Nagler	at Chicago Bears	5	109

Date	Player	Opponent	Receptions	Yards
Nov. 1, 1953	Gern Nagler	vs. N.Y. Giants	10	124
Oct. 18, 1953	Don Stonesifer	at N.Y. Giants	8	112
Dec. 14, 1952	Don Stonesifer	at Chicago Bears	7	111
Oct. 26, 1952	Ollie Matson	vs. Pittsburgh	3	121
Dec. 9, 1951	Fran Poltfoot	vs. Washington	6	121
Nov. 4, 1951	Fran Poltfoot	vs. Cleveland	8	129
Dec. 10, 1950	Bob Shaw	at Pittsburgh	7	128
Nov. 5, 1950	Bob Shaw	vs. Cleveland	5	111
Oct. 22, 1950	Fran Poltfoot	at Washington	5	144
Oct. 2, 1950	Bob Shaw	vs. Baltimore	8	165
Dec. 11, 1949	Charlie Trippi	at Chicago Bears	8	123
Nov. 27, 1949	Bob Ravensberg	vs. Green Bay	5	114
* Nov. 14, 1948	Mal Kutner	at Pittsburgh	6	126
* Nov. 7, 1948	Mal Kutner	vs. Detroit	6	143
Oct. 31, 1948	Billy Dewell	at L.A. Rams	8	144
Oct. 17, 1948	Mal Kutner	at N.Y. Giants	6	128
* Nov. 23, 1947	Mal Kutner	at Washington	8	133
* Nov. 16, 1947	Mal Kutner	vs. Green Bay	5	100
Nov. 2, 1947	Mal Kutner	vs. L.A. Rams	5	108
Oct. 26, 1947	Billy Dewell	vs. Boston	9	116
Sept. 28, 1947	Mal Kutner	vs. Detroit	7	160
Nov. 10, 1946	Mal Kutner	vs. Green Bay	4	127
* Nov. 3, 1946	Billy Dewell	at Boston	6	109
* Oct. 27, 1946	Billy Dewell	vs. L.A. Rams	5	119
Oct. 20, 1946	Mal Kutner	at N.Y. Giants	3	118
Oct. 13, 1946	Billy Dewell	at Detroit	5	132
Nov. 18, 1945	Ed Rucinski	vs. Cleveland Rams	6	100
Nov. 2, 1941	Billy Dewell	at N.Y. Giants	8	131
Oct. 8, 1939	Bill Smith	at Green Bay	6	128
Nov. 27, 1938	Gaynell Tinsley	vs. Cleveland Rams	7	167
Dec. 5, 1937	Gaynell Tinsley	vs. Chicago Bears	6	155
Oct. 10, 1937	Gaynell Tinsley	at Green Bay	6	148
Sept. 24, 1937	Gaynell Tinsley	at Washington	3	167

\* and \*\* - denotes same receiver, consecutive games

## Career 100-Yard Receivers (377 Total):

Larry Fitzgerald - 47; Anquan Boldin - 27; Jackie Smith - 22; Roy Green - 20; Rob Moore - 18; Mel Gray - 17; David Boston - 16; Bobby Joe Conrad - 14; Sonny Randle - 14; Pat Tilley - 14; J.T. Smith - 13; Michael Floyd - 12; Frank Sanders - 12; John Gilliam - 9; Mal Kutner - 9; Ernie Jones - 7; Woodley Lewis - 7; Ricky Proehl - 7; Billy Dewell - 6; Steve Breaston - 5; Dave Williams - 5; John Brown - 4; Gary Clark - 4; Gaynell Tinsley - 4; Gern Nagler - 4; Andre Roberts - 3; Billy Grambell - 3; Bob Shaw - 3; Don Stonesifer - 3; Fran Poltfoot - 3; Larry Centers - 3; Ollie Matson - 3; J.J. Nelson - 3  
Two Each: Otis Anderson; Rob Await; Joe Childress; John David Crow; Ike Harris; Dave Stief; One Each: Ahmad Rashad; Anthony Edwards; Bill Smith; Billy Stacy; Bob Ravensburg; Bobby Moore; Charlie Trippi; Earl Thomas; Ed Rucinski; Jason McAddley; Jay Novacek; Jerheme Urban; MacArthur Lane; Marlay Jenkins; Randal Hill; Taz Anderson; Walker Gillette; Tim Hightower; Early Doucet; Andre Ellington; David Johnson; Jaron Brown.

## ALL-TIME RECEIVING GAMES OF 160+ YARDS

256 Sonny Randle at N.Y. Giants, Nov. 4, 1962 (16 rec., TD)  
217 Anquan Boldin at Detroit, Sept. 7, 2003 (10 rec., 2 TD)  
212 Jackie Smith vs. Pittsburgh, Oct. 13, 1963 (9 rec., 2 TD)  
198 Sonny Randle at Cleveland, Sept. 26, 1965 (7 rec., 3 TD)  
197 John Gilliam at Pittsburgh, Oct. 6, 1969 (10 rec., TD)  
196 John Brown at Pittsburgh, Oct. 18, 2015 (10 rec.)  
Roy Green at Washington, Dec. 16, 1984 (8 rec., 2 TD)  
193 Michael Floyd at Jacksonville, Nov. 17, 2013 (6 rec., TD)  
192 John Gilliam at Cleveland, Oct. 26, 1969 (4 rec., 3 TD)  
190 Frank Sanders vs. Dallas, Nov. 15, 1998 (11 rec., TD)  
189 Roy Green at Dallas, Oct. 7, 1984 (8 rec., 2 TD)  
188 Rob Moore vs. Pittsburgh, Nov. 30, 1997 (8 rec.)  
Frank Sanders at N.Y. Giants, Nov. 16, 1997 (9 rec., TD)  
187 Mel Gray at N.Y. Giants, Oct. 25, 1975 (7 rec., 2 TD)  
186 Anquan Boldin at Seattle, Nov. 16, 2008 (13 rec.)  
184 David Boston at Cincinnati, Dec. 3, 2000 (9 rec., 2 TD)  
183 Roy Green at Indianapolis, Sept. 16, 1984 (8 rec., 2 TD)  
Dave Stief vs. Atlanta, Dec. 17, 1978 (9 rec., TD)  
181 Anquan Boldin at Baltimore, Sept. 23, 2007 (14 rec., 2 TD)  
176 Larry Fitzgerald vs. Green Bay, Jan. 16, 2016 (8 rec., TD)  
Roy Green vs. N.Y. Giants, Nov. 13, 1988 (9 rec., TD)  
175 Taz Anderson vs. Philadelphia, Dec. 16, 1962 (8 rec.)

172 Larry Fitzgerald at Minnesota, Nov. 26, 2006 (11 rec.)  
Larry Centers vs. Dallas, Dec. 25, 1995 (12 rec.)  
171 Larry Fitzgerald vs. St. Louis, Dec. 30, 2007 (11 rec., 2 TD)  
170 Roy Green vs. Dallas, Sept. 19, 1982 (10 rec., TD)  
167 Gus Tinsley vs. Cleveland, Nov. 27, 1938 (6 rec., TD)  
166 Michael Floyd at San Francisco, Dec. 30, 2012 (8 rec., TD)  
Larry Fitzgerald at Carolina, Jan. 10, 2009 (Div. Playoff) (8 rec., TD)  
Roy Green at Seattle, Sept. 17, 1989 (8 rec., 3 TD)  
Ernie Jones vs. Philadelphia, Dec. 10, 1988 (6 rec., TD)  
Roy Green vs. Chicago, Oct. 14, 1984 (6 rec.)  
John Gilliam vs. Philadelphia, Nov. 21, 1971 (6 rec.)  
165 Bob Shaw vs. Baltimore, Oct. 2, 1950 (8 rec., 5 TD)  
164 Dave Williams vs. New Orleans, Nov. 2, 1969 (8 rec., 4 TD)  
163 Roy Green vs. Washington, Oct. 21, 1984 (6 rec., 2 TD)  
Don Stonesifer vs. Washington, Nov. 21, 1954  
162 Anquan Boldin vs. Atlanta, Dec. 23, 2007 (13 rec., 2 TD)  
Anquan Boldin vs. Carolina, Oct. 9, 2005 (10 rec., TD)  
Woodley Lewis at Philadelphia, Dec. 15, 1957 (6 rec., 3 TD)  
161 Billy Stacy vs. N.Y. Giants, Oct. 8, 1961 (3 rec., TD)  
Ollie Matson at Pittsburgh, Nov. 28, 1954 (5 rec., TD)  
160 Larry Fitzgerald vs. Philadelphia, Oct. 26, 2014 (7 rec., TD)  
Mal Kutner vs. Detroit, Sept. 28, 1947



## 300-YARD PASSING GAMES

Date	Player	Opponent	Att	Comp	Yards
Oct. 1, 2017	Carson Palmer	vs. San Francisco	51	33	357
Sept. 25, 2017	Carson Palmer	vs. Dallas	48	29	325
Sept. 17, 2017	Carson Palmer	at Indianapolis	36	19	332
Dec. 18, 2016	Carson Palmer	vs. New Orleans	40	28	318
Dec. 4, 2016	Carson Palmer	vs. Washington	46	30	300
* Nov. 13, 2016	Carson Palmer	vs. San Francisco	49	30	376
* Oct. 30, 2016	Carson Palmer	at Carolina	46	35	363
* Oct. 23, 2016	Carson Palmer	vs. Seattle	49	29	342
Sept. 18, 2016	Carson Palmer	vs. Tampa Bay	30	17	304
Jan. 16, 2016	Carson Palmer	vs. Green Bay	41	25	349
& Dec. 10, 2015	Carson Palmer	at Minnesota	35	25	310
& Dec. 6, 2015	Carson Palmer	vs. St. Louis	40	26	356
* Nov. 22, 2015	Carson Palmer	vs. Cincinnati	31	20	317
* Nov. 15, 2015	Carson Palmer	at Seattle	47	29	363
* Nov. 1, 2015	Carson Palmer	at Cleveland	38	23	374
Oct. 18, 2015	Carson Palmer	at Pittsburgh	45	29	421
* Oct. 4, 2015	Carson Palmer	vs. St. Louis	46	29	352
* Sept. 27, 2015	Carson Palmer	vs. San Francisco	32	20	311
Sept. 13, 2015	Carson Palmer	vs. New Orleans	32	19	307
Dec. 28, 2014	Ryan Lindley	vs. San Francisco	39	23	316
* Nov. 16, 2014	Drew Stanton	vs. Detroit	32	21	306



In 2015, Carson Palmer set a franchise record with nine 300-yard passing games along with single-season records for passing yards, TDs and QB rating.

Date	Player	Opponent	Att	Comp	Yards
* Oct. 26, 2014	Carson Palmer	vs. Philadelphia	42	20	329
* Sept. 8, 2014	Carson Palmer	vs. San Diego	37	24	304
Dec. 29, 2013	Carson Palmer	vs. San Francisco	49	28	407
* Dec. 1, 2013	Carson Palmer	at Philadelphia	41	24	302
* Nov. 24, 2013	Carson Palmer	vs. Indianapolis	37	26	314
* Nov. 17, 2013	Carson Palmer	at Jacksonville	42	30	419
Sept. 8, 2013	Carson Palmer	at St. Louis	40	26	327
Nov. 25, 2012	Ryan Lindley	vs. St. Louis	52	31	312
Nov. 4, 2012	John Skelton	at Green Bay	46	23	306
Sept. 30, 2012	Kevin Kolb	vs. Miami	48	29	324
Dec. 18, 2011	John Skelton	vs. Cleveland	46	28	313
Nov. 13, 2011	John Skelton	at Philadelphia	40	21	315
Sept. 11, 2011	Kevin Kolb	vs. Carolina	27	18	309
Nov. 14, 2010	Derek Anderson	vs. Seattle	45	23	322
Jan 10, 2010	Kurt Warner	vs. Green Bay (Wild Card)	33	29	379
Dec. 27, 2009	Kurt Warner	vs. St. Louis	38	24	313
Nov. 15, 2009	Kurt Warner	vs. Seattle	38	29	340
* Oct. 11, 2009	Kurt Warner	vs. Houston	38	26	302
* Sept. 27, 2009	Kurt Warner	vs. Indianapolis	52	30	332
Feb. 1, 2009	Kurt Warner	vs. Pittsburgh (SBXLIII)	43	31	377
* Nov. 23, 2008	Kurt Warner	vs. N.Y. Giants	52	32	351
* Nov. 16, 2008	Kurt Warner	at Seattle	44	32	395
* Nov. 10, 2008	Kurt Warner	vs. San Francisco	42	32	328
* Nov. 2, 2008	Kurt Warner	at St. Louis	33	22	343
* Oct. 26, 2008	Kurt Warner	at Carolina	49	35	381
Sept. 28, 2008	Kurt Warner	at N.Y. Jets	57	40#	472
Sept. 14, 2008	Kurt Warner	vs. Miami	24	19	361
* Dec. 30, 2007	Kurt Warner	vs. St. Louis	39	23	300
* Dec. 23, 2007	Kurt Warner	vs. Atlanta	52	35	369
Dec. 9, 2007	Kurt Warner	at Seattle	46	28	337
Nov. 25, 2007	Kurt Warner	vs. San Francisco	48	34	484
Dec. 31, 2006	Kurt Warner	at San Diego	32	22	356
+ Nov. 26, 2006	Matt Leinart	at Minnesota	51	31	405
Sept. 10, 2006	Kurt Warner	vs. San Francisco	37	23	301
& Dec. 4, 2005	Kurt Warner	at San Francisco	45	29	354
& Nov. 27, 2005	Kurt Warner	vs. Jacksonville	46	29	315
* Nov. 13, 2005	Kurt Warner	at Detroit	45	29	359
* Nov. 6, 2005	Kurt Warner	vs. Seattle	48	29	334
& Oct. 9, 2005	Josh McCown	vs. Carolina	46	39	398
& Oct. 2, 2005	Josh McCown	vs. San Francisco	46	32	385
Sept. 18, 2005	Kurt Warner	vs. St. Louis	41	28	327
Dec. 12, 2004	Josh McCown	vs. San Francisco	44	26	307
Nov. 21, 2004	Shaun King	at Carolina	52	28	343
Nov. 9, 2003	Jeff Blake	at Pittsburgh	43	23	307
Sept. 7, 2003	Jeff Blake	at Detroit	46	28	358

## ALL-TIME PASSING GAMES OF 350+ YARDS

522	Boomer Esiason at Washington, Nov. 10, 1996 (35-59), OT
484	Kurt Warner vs. San Francisco, Nov. 25, 2007 (34-48), OT
472	Kurt Warner at N.Y. Jets, Sept. 28, 2008 (40-57)
468	Neil Lomax at Washington, Dec. 16, 1984 (37-46)
465	Jake Plummer vs. Dallas, Nov. 15, 1998 (31-56)
457	Neil Lomax at San Diego, Sept. 20, 1987 (32-61)
431	Steve Beuerlein at Seattle, Dec. 19, 1993 (34-53), OT
428	Charley Johnson vs. Pittsburgh, Oct. 13, 1963 (21-42)
421	Carson Palmer at Pittsburgh, Oct. 18, 2015 (29-45)
419	Carson Palmer at Jacksonville, Nov. 17, 2013 (30-42)
413	Dave Krieg vs. Atlanta, Nov. 26, 1995 (27-43), OT
407	Carson Palmer vs. San Francisco, Dec. 29, 2013 (28-49)
405	Matt Leinart at Minnesota, Nov. 26, 2006 (31-51)
398	Josh McCown vs. Carolina, Oct. 9, 2005 (29-46)
396	Jake Plummer vs. Green Bay, Jan. 2, 2000 (35-57)
395	Kurt Warner at Seattle, Nov. 16, 2008 (32-44)
394	Jake Plummer vs. New Orleans, Dec. 20, 1998 (32-44)
390	Neil Lomax at Philadelphia, Dec. 7, 1986 (30-48), OT
388	Jake Plummer at N.Y. Giants, Nov. 16, 1997 (22-33)
	Neil Lomax vs. Dallas, Nov. 11, 1984 (27-52)
386	Charley Johnson vs. Philadelphia, Dec. 16, 1962 (17-32)
385	Josh McCown vs. San Francisco, Oct. 2, 2005 (32-46)
	Neil Lomax at Green Bay, Jan. 8, 1983 (32-51)*
384	Neil Lomax vs. Philadelphia, Dec. 11, 1988 (29-50)
383	Chris Chandler at Dallas, Sept. 20, 1992 (28-43)
	Charley Johnson at Philadelphia, Sept. 19, 1965 (20-43)
381	Kurt Warner at Carolina, Oct. 26, 2008 (35-49)
	Timm Rosenbach vs. N.Y. Giants, Dec. 23, 1990 (23-41)
379	Kurt Warner vs. Green Bay, Jan. 10, 2010 (29-33)
377	Kurt Warner vs. Pittsburgh, Feb. 1, 2009 (31-43) (SB XLIII)
376	Carson Palmer vs. San Francisco, Nov. 13, 2016 (30-49)
374	Carson Palmer at Cleveland, Nov. 1, 2015 (23-38)
	Charley Johnson vs. New Orleans, Nov. 2, 1969 (20-37)
371	Charley Johnson vs. Philadelphia, Dec. 13, 1964 (28-49)
369	Kurt Warner vs. Atlanta, Dec. 23, 2007 (35-52), OT
	Neil Lomax at Atlanta, Nov. 29, 1987 (25-42)
367	Boomer Esiason vs. Philadelphia, Nov. 24, 1996 (24-43)
366	Kent Graham vs. St. Louis, Sept. 27, 1996 (37-58), OT
365	Charley Johnson at N.Y. Giants, Nov. 4, 1962 (26-41)
363	Carson Palmer at Carolina, Oct. 30, 2016 (35-46)
	Carson Palmer at Seattle, Nov. 15, 2015 (29-47)
361	Kurt Warner vs. Miami, Sept. 14, 2008 (19-24)
	Neil Lomax vs. Washington, Oct. 21, 1984 (20-38)
359	Kurt Warner at Detroit, Nov. 13, 2005 (29-45)
358	Jeff Blake at Detroit, Sept. 7, 2003 (28-46)
357	Carson Palmer vs. San Francisco, Oct. 1, 2017 (33-51)
356	Carson Palmer at St. Louis, Dec. 6, 2015 (26-40)
	Kurt Warner at San Diego, Jan. 1, 2007 (22-32)
354	Kurt Warner at San Francisco, Dec. 4, 2005 (29-45)
	Neil Lomax at Dallas, Oct. 7, 1984 (19-29)
352	Carson Palmer vs. St. Louis, Oct. 4, 2015 (29-46)
351	Neil Lomax vs. N.Y. Giants, Nov. 13, 1988 (23-35)
	Jim Hart vs. Minnesota, Nov. 11, 1974 (28-42)
	Jim Hart vs. Pittsburgh, Nov. 10, 1968 (17-40)
351	Kurt Warner vs. N.Y. Giants, Nov. 23, 2008 (32-52)



Date	Player	Opponent	Att	Comp	Yards
Nov. 18, 2001	Jake Plummer	vs. Detroit	33	21	334
Sept. 3, 2000	Jake Plummer	at N.Y. Giants	49	28	318
Jan. 2, 2000	Jake Plummer	vs. Green Bay	57	35	396
Dec. 20, 1998	Jake Plummer	vs. New Orleans	44	32	394
Nov. 15, 1998	Jake Plummer	vs. Dallas	56	31	465
Dec. 7, 1997	Jake Plummer	vs. Washington	38	19	337
Nov. 16, 1997	Jake Plummer	at N.Y. Giants	33	22	388
Sept. 28, 1997	Kent Graham	at Tampa Bay	52	31	339
Nov. 24, 1996	Boomer Esiason	vs. Philadelphia	43	24	367
Nov. 10, 1996	Boomer Esiason	at Washington	59	35	522*
Sept. 27, 1995	Kent Graham	vs. St. Louis	58	37	366
Dec. 24, 1995	Jay Schroeder	at Atlanta	42	26	317
Nov. 26, 1995	Dave Krieg	vs. Atlanta	43	27	413
* Oct. 8, 1995	Dave Krieg	at N.Y. Giants	38	23	305
* Oct. 1, 1995	Dave Krieg	vs. Kansas City	41	25	308
* Sept. 24, 1995	Dave Krieg	at Dallas	33	24	324
Dec. 19, 1993	Steve Beuerlein	at Seattle	53	34	431
Oct. 24, 1993	Steve Beuerlein	at San Francisco	50	26	334
Sept. 20, 1992	Chris Chandler	at Dallas	43	28	383
Sept. 29, 1991	Tom Tupa	vs. New England	28	17	312
* Dec. 29, 1990	Timm Rosenbach	vs. Philadelphia	31	19	301
* Dec. 23, 1990	Timm Rosenbach	vs. N.Y. Giants	41	23	381
Dec. 11, 1988	Neil Lomax	vs. Philadelphia	50	29	384
* Nov. 13, 1988	Neil Lomax	vs. N.Y. Giants	35	23	353
* Nov. 6, 1988	Neil Lomax	vs. San Francisco	41	25	323
Oct. 16, 1988	Neil Lomax	at Washington	44	26	332
Oct. 2, 1988	Neil Lomax	at L.A. Rams	43	28	342
Dec. 27, 1987	Neil Lomax	at Dallas	54	28	314
Nov. 29, 1987	Neil Lomax	at Atlanta	42	25	369
Nov. 8, 1987	Neil Lomax	vs. Tampa Bay	36	25	314
Sept. 20, 1987	Neil Lomax	at San Diego	61#	32	457
Dec. 7, 1986	Neil Lomax	at Philadelphia	48	30	390
Nov. 28, 1985	Neil Lomax	at Dallas	43	28	319
* Dec. 16, 1984	Neil Lomax	at Washington	46	37	468
* Dec. 9, 1984	Neil Lomax	vs. N.Y. Giants	33	23	300
& Nov. 11, 1984	Neil Lomax	vs. Dallas	52	27	388
& Nov. 4, 1984	Neil Lomax	vs. L.A. Rams	52	34	341
Oct. 21, 1984	Neil Lomax	vs. Washington	38	20	361
* Oct. 7, 1984	Neil Lomax	at Dallas	29	19	354
* Sept. 30, 1984	Neil Lomax	vs. Miami	37	22	308

Date	Player	Opponent	Att	Comp	Yards
Jan. 8, 1983	Neil Lomax	at Green Bay	51	32	385
<i>(SB Tournament)</i>					
Nov. 1, 1981	Jim Hart	at Washington	39	24	305
Nov. 9, 1980	Jim Hart	vs. Atlanta	43	25	344
Sept. 7, 1980	Jim Hart	vs. N.Y. Giants	31	18	322
Nov. 25, 1979	Jim Hart	at Cincinnati	38	23	329
Sept. 23, 1979	Jim Hart	vs. Washington	43	24	306
Dec. 17, 1978	Jim Hart	vs. Atlanta	40	22	333
Nov. 14, 1976	Jim Hart	at L.A. Rams	33	20	324
Oct. 17, 1976	Jim Hart	vs. Dallas	33	22	346
Sept. 28, 1975	Jim Hart	at Dallas	32	15	314
Nov. 11, 1974	Jim Hart	vs. Minnesota	42	28	353
Dec. 17, 1972	Jim Hart	vs. Philadelphia	30	19	334
Nov. 2, 1969	Charley Johnson	vs. New Orleans	37	20	374
* Oct. 26, 1969	Charley Johnson	at Cleveland	30	15	306
* Nov. 10, 1968	Jim Hart	vs. Pittsburgh	40	17	353
* Oct. 30, 1967	Jim Hart	vs. Green Bay	29	16	317
Oct. 1, 1967	Jim Hart	vs. Detroit	27	19	313
Nov. 21, 1965	Buddy Humphrey	vs. N.Y. Giants	39	22	320
* Sept. 26, 1965	Charley Johnson	at Cleveland	19	11	310
* Sept. 19, 1965	Charley Johnson	at Philadelphia	43	20	383
Dec. 13, 1964	Charley Johnson	vs. Philadelphia	49	28	371
Nov. 1, 1964	Charley Johnson	at N.Y. Giants	29	15	306
Dec. 8, 1963	Charley Johnson	vs. Philadelphia	29	14	315
* Oct. 13, 1963	Charley Johnson	vs. Pittsburgh	42	21	428
* Oct. 6, 1963	Charley Johnson	vs. Minnesota	42	21	301
& Dec. 16, 1962	Charley Johnson	vs. Philadelphia	32	17	386
& Dec. 9, 1962	Charley Johnson	vs. Dallas	27	13	302
Nov. 4, 1962	Charley Johnson	at N.Y. Giants	41	26	365
Sept. 28, 1947	Paul Christman	vs. Detroit	--	16	320
Dec. 5, 1937	Pat Coffey	vs. Chicago Bears	--	--	306

+ denotes NFL rookie record

# denotes team record

\* and & denotes consecutive games

#### Career 300-Yard Passers (133 total)

Carson Palmer - 25; Kurt Warner - 22; Neil Lomax - 19; Jim Hart - 14; Charley Johnson - 12; Jake Plummer - 7; Dave Krieg - 4; Josh McCown - 3; John Skelton - 3; 2 each: Steve Beuerlein, Jeff Blake, Boomer Esiason, Kent Graham, Kevin Kolb, Ryan Lindley; Timm Rosenbach; 1 each: Derek Anderson, Chris Chandler, Paul Christman, Pat Coffey, Buddy Humphrey, Shaun King, Matt Leinart, Jay Schroeder, Drew Stanton, Tom Tupa.

## INDIVIDUAL SCORING RECORDS

### TOTAL POINTS

#### Career

1,380.....Jim Bakken, 1962-78 (282 FG, 534 PAT)  
702.....Larry Fitzgerald, 2004- (116 TD, 2-pt conv., three times)  
699.....Neil Rackers, 2003-09 (161 FG, 216 PAT)  
474.....Greg Davis, 1991-96 (114 FG, 132 PAT)  
439.....Neil O'Donoghue, 1980-85 (86 FG, 181 PAT)

#### Season

140.....Neil Rackers, 2005 (40 FG, 20 PAT)  
137.....Chandler Catanzaro, 2015 (28 FG, 53 PAT)  
127.....Jay Feely, 2013 (30 FG, 37 PAT)  
122.....David Johnson, 2016 (20 TD, 2-pt. conv.)  
119.....Phil Dawson, 2017 (23 FG, 23 PAT)  
Neil Rackers, 2008 (25 FG, 44 PAT)

#### Game

\*40.....Ernie Nevers vs. Chicago, Nov. 28, 1929 (6 TD, 4 PAT)  
30.....Bob Shaw vs. Baltimore, Oct. 2, 1950 (5 TD)  
27.....Paddy Driscoll vs. Rochester, Oct. 7, 1923 (4 TD, 3 PAT)  
25.....Jay Feely vs. Denver, Dec. 12, 2010 (5 FG, 4 PAT, TD)  
Bobby Joe Conrad vs. Washington, Sept. 27, 1959 (3 TD, 7 PAT)  
\*NFL Record

### TOUCHDOWNS

#### Career

116.....Larry Fitzgerald, 2004-  
69.....Roy Green, 1979-90  
60.....Sonny Randle, 1959-66  
51.....Otis Anderson, 1979-86  
John David Crow, 1958-64  
50.....Ollie Matson, 1952, '54-58  
46.....Mel Gray, 1971-82  
45.....Anquan Boldin, 2003-09  
43.....Jackie Smith, 1963-77  
42.....David Johnson, 2015-  
Stump Mitchell, 1981-90  
Bobby Joe Conrad, 1958-68  
Wayne Morris, 1976-83

#### Season

20.....David Johnson, 2016  
17.....John David Crow, 1966  
15.....Sonny Randle, 1960  
Mal Kutner, 1948  
14.....Roy Green, 1983

#### Game

\*\*6.....Ernie Nevers vs. Chicago, Nov. 28, 1929  
5.....Bob Shaw vs. Baltimore, Oct. 2, 1950  
4.....Ronald Moore vs. L.A. Rams, Dec. 5, 1993  
Roy Green vs. Seattle, Nov. 13, 1983  
Wayne Morris vs. New Orleans, Oct. 23, 1977  
MacArthur Lane at Philadelphia, Oct. 18, 1970  
Dave Williams vs. New Orleans, Nov. 2, 1969  
John David Crow vs. Philadelphia, Dec. 16, 1962  
Ollie Matson vs. Washington, Nov. 21, 1954  
Paddy Driscoll vs. Rochester, Oct. 7, 1923  
\*\*Ties NFL record

## FIELD GOALS MADE

#### Career

282.....Jim Bakken, 1962-78  
161.....Neil Rackers, 2003-09  
114.....Greg Davis, 1991-96  
98.....Jay Feely, 2010-13  
86.....Neil O'Donoghue, 1980-85

#### Season

40.....Neil Rackers, 2005 (42 att.)  
32.....Phil Dawson, 2017 (40 att.)  
30.....Jay Feely, 2013 (36 att.)  
Greg Davis, 1995 (39 att.)  
29.....Chandler Catanzaro, 2014 (33 att.)  
28.....Chandler Catanzaro, 2015 (31 att.)  
Neil Rackers, 2006 (37 att.)





## Game

- 7.....Jim Bakken at Pittsburgh, Sept. 24, 1967
- 6.....Neil Rackers vs. San Francisco, Oct. 2, 2005 (Mexico City)  
Jim Bakken at Atlanta, Dec. 9, 1973
- 5.....Chandler Catanzaro vs. St. Louis, Oct. 4, 2015  
Jay Feely vs. Denver, Dec. 12, 2010  
Jim Bakken at Green Bay, Sept. 29, 1976  
Jim Bakken vs. Philadelphia, Dec. 13, 1964

## LONGEST FIELD GOALS

- 61 .....Jay Feely vs. Buffalo, Oct. 14, 2012
- 60 .....Chandler Catanzaro at Buffalo, Sept. 25, 2016
- 57 .....Phil Dawson vs. Jacksonville, Nov. 26, 2017
- 56 .....Chandler Catanzaro at Miami, Dec. 11, 2016
- 55 .....Zane Gonzalez at Seattle, Dec. 30, 2018  
Jay Feely vs. Denver, Dec. 12, 2010  
Neil Rackers vs. Seattle, Oct. 24, 2004  
Greg Davis at Detroit, Sept. 17, 1995  
Greg Davis at Seattle, Dec. 19, 1993

## FIELD GOALS ATTEMPTED

### Career

- 447 .....Jim Bakken, 1962-78
- 195 .....Neil Rackers, 2003-09
- 163 .....Greg Davis, 1991-96
- 141 .....Neil O'Donoghue, 1980-85
- 115 .....Jay Feely, 2010-13

### Season


- 42.....Neil Rackers, 2005
- 40.....Phil Dawson, 2017  
Jim Bakken, 1966
- 39.....Greg Davis, 1995  
Jim Bakken, 1967
- 38.....Jim Bakken, 1964

### Game

- \*9 .....Jim Bakken at Pittsburgh, Sept. 24, 1967
- 7 .....Jim Bakken at Atlanta, Dec. 9, 1973  
Jim Bakken at Atlanta, Dec. 11, 1966  
\*NFL record

## MOST CONSECUTIVE FIELD GOALS

- 31.....Neil Rackers (Games 1-10, 2005)
- 19.....Chandler Catanzaro (Games 7-15, 2015)  
Jay Feely (Games 11-16, 2011-Games 1-5, 2012)
- 18.....Jay Feely (Games 3-13, 2010)
- 17.....Chandler Catanzaro (Games 1-9, 2014)  
Jay Feely (Games 2-10, 2013)



**Jim Bakken is the all-time leader in points scored in Cardinals history with 1,380.**

## MOST CONSECUTIVE GAMES

### KICKING A FG

- 19 .....Jim Bakken, 1966-67
- 13 .....Neil Rackers, 2005-06
- 12 .....Neil Rackers, 2004-05  
Neil O'Donoghue, 1984
- 11 .....Neil Rackers, 2006-07

## BEST FIELD GOAL PERCENTAGE

### Season (min. 10 att.)

- .952 ....Neil Rackers, 2005 (40-42)
- .941 ....Neil Rackers, 2009 (16-17)
- .903 ....Chandler Catanzaro, 2015 (28-31)
- .893 ....Jay Feely, 2012 (25-28)  
Neil Rackers, 2008 (25-28)

## PATS SCORED

### Career

- 534 .....Jim Bakken, 1962-78
- 216 .....Neil Rackers, 2003-09
- 181 .....Neil O'Donoghue, 1980-85
- 164 .....Pat Harder, 1946-50
- 132 .....Greg Davis, 1991-96

### Season

- 53.....Chandler Catanzaro, 2015  
Pat Harder, 1948
- 48.....Neil O'Donoghue, 1984
- 47 .....Neil Rackers, 2007
- 45 .....Pat Harder, 1949  
Neil O'Donoghue, 1983

### Game

- \*\*9/9 ..Pat Harder at N.Y. Giants, Oct. 17, 1948
- 8/8.....Pat Harder vs. Detroit, Nov. 7, 1948
- 8/9.....Pat Harder at N.Y. Bulldogs, Oct. 13, 1949  
Jim Bakken at Minnesota, Oct. 6, 1963

### \*\*Ties NFL record

### Most Consecutive PATs

- 136 .....Greg Davis, Sept. 1, 1991-Nov. 3, 1996 (19 in 1991, 28 in 1992, 37 in 1993, 21 in 1994, 19 in 1995, 12 in 1996)
- 124 .....Jay Feely (29 in 2010, 33 in 2011, 25 in 2012, 37 in 2013)  
Jim Bakken (44 in 1963, 40 in 1964, 33 in 1965, 7 in 1966)
- 113 .....Neil Rackers (33 in 2007, 44 in 2008, 36 in 2009)
- 102 .....Neil Rackers (8 in 2003, 28 in 2004, 20 in 2005, 32 in 2006, 14 in 2007)

### Most PATs (No Misses) In One Season

- 53 .....Pat Harder, 1948
- 44 .....Neil Rackers, 2008  
Jim Bakken, 1963
- 40 .....Jim Bakken, 1964, '68

### Most PATs (No Misses) In One Game

- 9 .....Pat Harder at N.Y. Giants, Oct. 17, 1948
- 8 .....Pat Harder vs. Detroit, Nov. 7, 1948  
Jim Bakken at Minnesota, Oct. 6, 1983

## MOST CONSECUTIVE GAMES

### SCORING TD

- 7 .....John David Crow, 1959-60
- 6.....Anquan Boldin, 2008
- 5 .....15 times, most recently by Larry Fitzgerald, 2007

## MOST CONSECUTIVE GAMES

### SCORING

- 79.....Jim Bakken (Sept. 14, 1963-Nov. 10, 1968)
- 65.....Neil Rackers (Dec. 11, 2005-Dec. 14, 2009)
- 44.....Jay Feely (Sept. 12, 2010-Dec. 2, 2012)
- 41.....Greg Davis (Nov. 3, 1991-Sept. 11, 1994)
- 34.....Neil Rackers (Nov. 16, 2003-Nov. 27, 2005)  
Bobby Joe Conrad (Sept. 28, 1958-Nov. 27, 1960)



## INDIVIDUAL RUSHING RECORDS

### TOTAL RUSHING YARDS

#### Career

7,999...Otis Anderson, 1979-86  
4,649...Stump Mitchell, 1981-89  
3,863...Jim Otis, 1973-78  
3,608...Johnny Roland, 1966-72  
3,506...Charley Trippi, 1947-55

#### Season

1,605...Otis Anderson, 1979  
1,376...Otis Anderson, 1981  
1,352...Otis Anderson, 1980  
1,270...Otis Anderson, 1983  
1,239...David Johnson, 2016  
1,222...Edgerrin James, 2007  
1,174...Otis Anderson, 1984  
1,159...Edgerrin James, 2006  
1,076...Jim Otis, 1975  
1,071...John David Crow, 1960  
1,070...Garrison Hearst, 1995  
1,047...Beanie Wells, 2011  
1,042...Adrian Murrell, 1998  
1,018...Ronald Moore, 1993  
1,006...Stump Mitchell, 1985

#### Game

228 .....Beanie Wells at St. Louis, Nov. 27, 2011 (27 att.)  
214 .....LeShon Johnson at New Orleans, Sept. 22, 1996 (21 att.)  
203 .....John David Crow vs. Pittsburgh, Dec. 18, 1960 (24 att.)  
193 .....Otis Anderson vs. Dallas, Sept. 2, 1979 (21 att.)  
187 .....David Johnson at Philadelphia, Dec. 20, 2015 (29 att.)

### RUSHING ATTEMPTS

#### Career

1,859...Otis Anderson, 1979-86  
1,011...Jim Otis, 1973-78  
986...Stump Mitchell, 1981-89  
962...Johnny Roland, 1966-72  
894...Wayne Morris, 1976-83

#### Season

337 .....Edgerrin James, 2006  
331 .....Otis Anderson, 1979  
328 .....Otis Anderson, 1981  
324 .....Edgerrin James, 2007  
301 .....Otis Anderson, 1980

#### Game

37 .....Adrian Peterson at San Francisco, Nov. 5, 2017 (159 yards)  
36 .....Edgerrin James vs. Chicago, Oct. 16, 2006 (55 yards)  
Ronald Moore vs. Philadelphia, Nov. 7, 1993 (160 yards)  
Johnny Johnson vs. N.Y. Giants, Dec. 12, 1992 (156 yards)  
Wayne Morris at Washington, Nov. 19, 1978 (123 yards)  
35 .....Marcel Shipp vs. San Francisco, Oct. 26, 2003 (165 yards)  
George Grosvenor vs. Green Bay, Dec. 4, 1936  
33 .....David Johnson vs. Seattle, Oct. 23, 2016 (113 yards)  
Jim Otis at Chicago, Dec. 14, 1975 (147 yards)  
32 .....Adrian Murrell at Philadelphia, Dec. 13, 1998 (174 yards)  
Ronald Moore at Atlanta, Jan. 2, 1994 (96 yards)  
31 .....Otis Anderson at N.Y. Giants, Nov. 30, 1980 (168 yards)  
Otis Anderson at N.Y. Giants, Sept. 9, 1979 (109 yards)

### TOUCHDOWNS RUSHING

#### Career

46 .....Otis Anderson, 1979-86  
37 .....Wayne Morris, 1976-83  
33 .....John David Crow, 1958-64  
32 .....Stump Mitchell, 1981-89  
31 .....David Johnson, 2015-

#### Season

16 .....David Johnson, 2016  
14 .....John David Crow, 1962  
12 .....Ernie Nevers, 1929  
11 .....MacArthur Lane, 1970  
10 .....Beanie Wells, 2011  
Tim Hightower, 2008  
Donny Anderson, 1973  
Johnny Roland, 1967

#### Game

\*6 .....Ernie Nevers vs. Chicago, Nov. 28, 1929  
4 .....Ronald Moore vs. L.A. Rams, Dec. 5, 1993  
Wayne Morris vs. New Orleans, Oct. 23, 1977  
Paddy Driscoll vs. Rochester, Oct. 17, 1923  
\*NFL record

### RUSHING AVERAGE

#### Career (min. 500 att.)

5.1 .....Charley Trippi, 1947-55 (687 att., 3,511 yards)  
4.7 .....Stump Mitchell, 1981-89 (943 att., 4,484 yards)  
4.6 .....Terry Metcalf, 1973-77 (748 att., 3,438 yards)  
4.5 .....John David Crow, 1958-64 (784 att., 3,489 yards)  
4.4 .....Ollie Matson, 1952 (761 att., 3,331 yards)

#### Season (min. 100 att.)

5.9 .....John David Crow, 1960 (183 att., 1,071 yards)  
5.5 .....Andre Ellington, 2013 (118 att., 652 yards)  
Stump Mitchell, 1985 (182 att., 1,006 yards)  
5.4 .....Elmer Angsman, 1949 (125 att., 674 yards)  
Charley Trippi, 1948 (128 att., 690 yards)  
5.0 .....Terry Metcalf, 1977 (149 att., 739 yards)  
Ollie Matson, 1954 (101 att., 506 yards)  
Charley Trippi, 1949 (112 att., 558 yards)

#### Game (Min. 10 attempts)

13.0 .....Charley Trippi at Washington, Sept. 26, 1949 (10 att., 130 yards)  
12.7 .....Bobby Joe Conrad vs. Washington, Sept. 27, 1959 (11 att., 140 yards)  
11.9 .....Ollie Matson at Washington, Oct. 20, 1957 (13 att., 155 yards)  
11.2 .....Charley Trippi at Chicago, Dec. 16, 1951 (13 att., 145 yards)  
10.8 .....Stump Mitchell vs. Washington, Dec. 21, 1985 (12 att., 129 yards)

### LONGEST RUNS

83 .....John David Crow vs. Washington, Oct. 4, 1958 (TD)  
82 .....Elmer Angsman vs. Detroit, Oct. 23, 1949 (TD)  
80 .....Andre Ellington vs. Atlanta, Oct. 27, 2013 (TD)  
Tim Hightower at Atlanta, Sept. 19, 2010 (TD)  
Paddy Driscoll vs. Kansas City, Oct. 18, 1925 (TD)  
79 .....Ollie Matson vs. Pittsburgh, Nov. 25, 1956  
Ollie Matson vs. Washington, Nov. 21, 1954

### MOST CONSECUTIVE GAMES TDS RUSHING

5 .....Otis Anderson, 1983-84  
Donny Anderson, 1972-73  
MacArthur Lane, 1970  
Elmer Angsman, 1948  
4 .....Beanie Wells, 2011  
Tim Hightower, 2009  
John David Crow, 1964  
Ollie Matson, 1957  
Pat Harder, 1946-47 and '47 (twice)

### MOST 100-YARD RUSHING GAMES

#### Career

34 .....Otis Anderson, 1979-86  
14 .....Stump Mitchell, 1981-89  
9 .....Jim Otis, 1973-77  
8 .....Edgerrin James, 2006-2008  
6 .....David Johnson, 2015-  
Johnny Johnson, 1990-92  
Johnny Roland, 1966-72  
Ollie Matson, 1954-57

#### Season

9 .....Otis Anderson, 1979  
7 .....Otis Anderson, 1979  
6 .....Otis Anderson, 1980  
5 .....Jim Otis, 1976



Charley Trippi's 5.1-yard rushing average is the best career average in Cardinals history.



## INDIVIDUAL PASSING RECORDS

## TOTAL PASSING YARDS

## Career

34,639 .....Jim Hart, 1966-83  
 22,771 .....Neil Lomax, 1981-89  
 17,622 .....Jake Plummer, 1997-02  
 16,782 .....Carson Palmer, 2013-17  
 15,843 .....Kurt Warner, 2005-09  
 14,928 .....Charley Johnson, 1961-69

## Season

4,671 .....Carson Palmer, 2015  
 4,614 .....Neil Lomax, 1984  
 4,583 .....Kurt Warner, 2008  
 4,274 .....Carson Palmer, 2013  
 4,233 .....Carson Palmer, 2016

## Game

522..Boomer Esiason at Washington, Nov. 10, 1996, OT (35 comp., 59 att.)  
 484..Kurt Warner vs. San Francisco, Nov. 25, 2007, OT (34 comp., 48 att.)  
 472..Kurt Warner at N.Y. Jets, Sept. 28, 2008 (40 comp., 57 att.)  
 468..Neil Lomax at Washington, Dec. 16, 1984 (37 comp., 46 att.)  
 465..Jake Plummer vs. Dallas, Nov. 15, 1998 (31 comp., 56 att.)

## PASS ATTEMPTS

## Career

5,069..Jim Hart, 1966-83  
 3,153..Neil Lomax, 1981-89  
 2,754..Jake Plummer, 1997-02  
 2,197..Carson Palmer, 2013-17  
 2,105..Kurt Warner, 2005-09  
 2,047..Charley Johnson, 1961-69

## Season

598..Kurt Warner, 2008 (401 comp.)  
 597..Carson Palmer, 2016 (364 comp.)  
 572..Carson Palmer, 2013 (362 comp.)  
 560..Neil Lomax, 1984 (345 comp.)  
 547..Jake Plummer, 1998 (324 comp.)

## Game

61..Neil Lomax at San Diego, Sept. 20, 1987 (32 comp., 457 yards)  
 59..Boomer Esiason at Wash., Nov. 10, 1996-OT (35 comp., 522 yards)  
 58..Kent Graham vs. St. Louis Rams, Sept. 29, 1996, OT (37 comp., 366 yards)  
 57..Kurt Warner at N.Y. Jets, Sept. 28, 2008 (40 comp., 472 yards)  
 Jake Plummer at Green Bay, Jan. 2, 2000 (35 comp., 396 yards)

## PASS COMPLETIONS

## Career

2,590..Jim Hart, 1966-83  
 1,817..Neil Lomax, 1981-89  
 1,540..Jake Plummer, 1997-02  
 1,373..Carson Palmer, 2013-17  
 1,371..Kurt Warner, 2005-09

## Season

401..Kurt Warner, 2008 (598 att.)  
 364..Carson Palmer, 2016 (597 att.)  
 362..Carson Palmer, 2013 (572 att.)  
 345..Neil Lomax, 1984 (560 att.)  
 342..Carson Palmer, 2015 (537 att.)

## Game

40..Kurt Warner at N.Y. Jets, Sept. 28, 2008 (57 att., 472 yards)  
 37..Kent Graham vs. St. Louis, Sept. 29, 1996, OT (58 att., 366 yards)  
 Neil Lomax at Washington, Dec. 16, 1984 (46 att., 468 yards)  
 35..Carson Palmer at Carolina, Oct. 30, 2016 (46 att., 363 yards)  
 Kurt Warner at Carolina, Oct. 26, 2008 (49 att., 381 yards)  
 Kurt Warner vs. Atlanta, Dec. 23, 2007, OT (52 att., 369 yards)  
 Jake Plummer at Green Bay, Jan. 2, 2000 (57 att., 396 yards)  
 Boomer Esiason at Wash., Nov. 10, 1996, OT (59 att., 522 yards)



**QB Jim Hart is the franchise leader in career passing attempts, completions, yardage and touchdowns.**

## TOUCHDOWN PASSES

## Career

209..Jim Hart, 1966-83  
 136..Neil Lomax, 1981-89  
 108..Charley Johnson, 1961-69  
 105..Carson Palmer, 2013-17  
 100..Kurt Warner, 2005-09

## Season

35..Carson Palmer, 2015  
 30..Kurt Warner, 2008  
 28..Charley Johnson, 1963  
 Neil Lomax, 1984  
 27..Kurt Warner, 2007

## Game

6..Charley Johnson vs. New Orleans, Nov. 2, 1969  
 Charley Johnson at Cleveland, Sept. 26, 1965  
 Jim Hardy vs. Baltimore, Oct. 2, 1950  
 5..Kurt Warner at Chicago, Nov. 8, 2009  
 Charley Johnson vs. Dallas, Dec. 9, 1962  
 4..Carson Palmer vs. Cincinnati, Nov. 22, 2015  
 Carson Palmer at Cleveland, Nov. 1, 2015  
 Carson Palmer at Chicago, Sept. 20, 2015  
 Kurt Warner vs. Seattle, Dec. 28, 2008  
 Jake Plummer vs. Detroit, Nov. 18, 2001  
 \*Jake Plummer vs. Washington, Dec. 7, 1997  
 Kent Graham vs. St. Louis, Sept. 29, 1996 (OT)  
 Dave Krieg vs. Atlanta, Nov. 26, 1995 (OT)  
 Gary Hogeboom at Seattle, Sept. 17, 1989  
 Neil Lomax vs. Seattle, Nov. 13, 1983  
 Jim Hart at Dallas, Sept. 28, 1975  
 Jim Hart vs. N.Y. Giants, Oct. 28, 1973  
 Jim Hart at Philadelphia, Oct. 22, 1967  
 Charley Johnson vs. Philadelphia, Dec. 8, 1963  
 John Roach at L.A. Rams, Sept. 23, 1960  
 Lamar McHan at Washington, Nov. 9, 1958  
 Lamar McHan vs. Philadelphia, Nov. 4, 1956  
 Ray Malloof at N.Y. Giants, Oct. 17, 1948  
 Paul Christman at Detroit, Oct. 13, 1946  
 \*Cardinal rookie record

## PASSES HAD INTERCEPTED

## Career

247..Jim Hart, 1966-83  
 114..Jake Plummer, 1997-02  
 110..Charley Johnson, 1961-69  
 90..Neil Lomax, 1981-88  
 77..Lamar McHan, 1954-58

## Game

\*8..Jim Hardy vs. Philadelphia, Sept. 24, 1950

## \*NFL record

## Opponent/Game

5..Matt Ryan at Atlanta, Nov. 18, 2012  
 Heath Shuler at Washington, Oct. 16, 1994  
 Norm Danielson vs. Detroit, Dec. 4, 1978  
 Norm Sneed at Philadelphia, Oct. 2, 1966  
 Eddie LeBaron at Dallas, Nov. 5, 1961

## LOWEST INTERCEPTION RATE

## Season

1.3..Carson Palmer, 2014 (224-3)  
 2.0..Carson Palmer, 2015 (537-11)  
 Kent Graham, 1997 (250-5)  
 2.1..Jim Hart, 1974 (388-8)  
 2.1..Drew Stanton, 2014 (240-5)

## COMPLETION PERCENTAGE

## Season

67.1..Kurt Warner, 2008 (401-598)  
 66.1..Kurt Warner, 2009 (339-513)  
 64.5..Kurt Warner, 2005 (242-375)  
 63.7..Carson Palmer, 2015 (342-537)

## Game (Min. 20 attempts)

\*92.3..Kurt Warner at Jacksonville, Sept. 20, 2009 (24-26)  
 84.4..Carson Palmer vs. St. Louis, Dec. 8, 2013 (27-32)  
 81.8..Steve Beuerlein at Atlanta, Jan. 2, 1994 (27-33)  
 81.3..John Roach vs. Washington, Nov. 6, 1960 (13-16)  
 80.4..Neil Lomax at Washington, Dec. 16, 1984 (37-46)

## \*NFL record

## LONGEST PASS PLAYS

98..Jim Hart to Ahmad Rashad vs. L.A. Rams, Dec. 10, 1972  
 Ogden Compton to Dick Lane at Green Bay, Nov. 13, 1955 (TD)  
 Doug Russell to Gaynell Tinsley vs. Cleveland Rams, Nov. 27, 1938 (TD)  
 97..Pat Coffee to Gaynell Tinsley vs. Chicago, Dec. 5, 1937 (TD)  
 93..Neil Lomax to Ernie Jones vs. Philadelphia, Dec. 10, 1988 (TD)  
 91..Carson Palmer to Michael Floyd at Jacksonville, Nov. 17, 2013 (TD)  
 M.C. Reynolds to John David Crow at Cleveland., Dec. 12, 1958 (TD)





## MOST CONSECUTIVE PASS COMPLETIONS

### Game

- 15.. Carson Palmer vs. Seattle, Oct. 17, 2013  
Kurt Warner at Jacksonville, Sept. 20, 2009  
Jake Plummer vs. Washington, Nov. 8, 1998
- 14.. Kent Graham vs. St. Louis, Sept. 29, 1996 (OT)  
Steve Bueherlein at Atlanta, Jan. 2, 1994
- 13.. Kurt Warner: 4 at San Francisco, Sept. 7, 2008; 9 vs. Miami, Sept. 14, 2008  
Josh McCown at Atlanta, Sept. 26, 2004
- 12.. Kurt Warner at Baltimore, Sept. 23, 2007  
Kurt Warner: 2 vs. Washington, Dec. 11, 2005; 10 at Houston, Dec. 18, 2005  
Neil Lomax at Tampa Bay, Dec. 20, 1987  
Neil Lomax: 5 vs. N.Y. Giants, Oct. 25, 1987; 7 vs. Philadelphia, Nov. 2, 1987  
Jim Hart vs. Chicago, Sept. 25, 1977

## MOST CONSECUTIVE GAMES THROWING TOUCHDOWN PASS

- 22.. Kurt Warner (Game 9 in 2007–Game 14 in 2008)
- 19.. Neil Lomax (Game 9 in 1983–Game 11 in 1984)
- 18.. Carson Palmer (Games 4–16 in 2013; Game 1, 5–8 in 2014)

- 16.. Charley Johnson (Game 4 in 1964–Game 5 in 1965)
- 14.. Neil Lomax (Games 1–2, 6–15 in 1987; Games 1–2 in 1988)

## FEWEST PASSES HAD INTERCEPTED

### Season

- 2.. John Skelton, 2010 (126 att.)
- 3.. Carson Palmer, 2014 (224 att.)  
Kevin Kolb, 2012 (183 att.)
- 4.. Paul Christman, 1948 (114 att.)  
Ray Mallouf, 1941 (96 att.)

## HIGHEST PASSER RATING

### Season

- 104.6. Carson Palmer, 2015
- 96.9 .. Kurt Warner, 2008
- 95.6 .. Carson Palmer, 2014
- 93.2 .. Kurt Warner, 2009
- 92.5 .. Neil Lomax, 1984

### Game

- 158.3... Kurt Warner vs. Miami, Sept. 14, 2008
- 154.2... Carson Palmer at Detroit, Oct. 11, 2015
- 150.0... Kurt Warner at Baltimore, Sept. 23, 2007
- 145.3... Neil Lomax vs. Seattle, Nov. 13, 1983
- 145.2... Charley Johnson at Minnesota, Oct. 6, 1963

## INDIVIDUAL RECEIVING RECORDS

### TOTAL RECEPTIONS

#### Career

- 1,303 Larry Fitzgerald, 2004–
- 586.. Anquan Boldin, 2003–09
- 535.. Larry Centers, 1990–98
- 522.. Roy Green, 1979–90
- 493.. Frank Sanders, 1995–02
- 480.. Jackie Smith, 1963–77
- 468.. Pat Tilley, 1976–86
- 418.. Bobby Joe Conrad, 1958–68
- 377.. J.T. Smith, 1985–90
- 351.. Mel Gray, 1971–82

#### Season

- 109.. Larry Fitzgerald, 2017 (1,156 yards, 6 TD)  
Larry Fitzgerald, 2015 (1,215 yards, 9 TD)
- 107.. Larry Fitzgerald, 2016 (1,023 yards, 6 TD)
- 103.. Larry Fitzgerald, 2005 (1,409 yards, 10 TD)
- 102.. Anquan Boldin, 2005 (1,402 yards, 7 TD)
- 101.. Anquan Boldin, 2003 (1,377 yards, 8 TD)  
Larry Centers, 1995 (962 yards, 2 TD)
- 100.. Larry Fitzgerald, 2007 (1,409 yards, 10 TD)
- 99.. Larry Centers, 1996 (766 yards, 7 TD)
- 98.. David Boston, 2001 (1,598 yards, 8 TD)
- 97.. Larry Fitzgerald, 2009 (1,092 yards, 13 TD)  
Rob Moore, 1997 (1,584 yards, 8 TD)

#### Game

- 16.. Sonny Randle at N.Y. Giants, Nov. 4, 1962 (256 yards, TD)
- 14.. Anquan Boldin at Baltimore, Sept. 23, 2007 (181 yards, 2 TD)
- 13.. Larry Fitzgerald at Seattle, Oct. 18, 2009 (100 yards, TD)  
Anquan Boldin at Seattle, Nov. 16, 2008 (186 yards)  
Anquan Boldin vs. Atlanta, Dec. 23, 2007, OT (162 yards, 2 TD)  
Larry Fitzgerald at N.Y. Giants, Sept. 11, 2005 (155 yards, TD)  
Frank Sanders at Green Bay, Jan. 2, 2000 (118 yards, TD)  
Larry Centers vs. St. Louis, Sept. 29, 1996, OT (83 yards)

## TOUCHDOWNS RECEIVING

#### Career

- 116.. Larry Fitzgerald, 2004–
- 66.. Roy Green, 1979–90
- 60.. Sonny Randle, 1959–66
- 45.. Mel Gray, 1971–82
- 44.. Anquan Boldin, 2003–09

#### Season

- 15.. Sonny Randle, 1960
- 14.. Roy Green, 1983; Mal Kutner, 1948
- 13.. Larry Fitzgerald, 2009
- 12.. Larry Fitzgerald, 2008; Roy Green, 1984; Sonny Randle, 1963;  
Bob Shaw, 1950

#### Game

- \*5.. Bob Shaw vs. Baltimore, Oct. 2, 1950
- 4.. J.T. Smith at Washington, Oct. 8, 1989  
Roy Green at Seattle, Sept. 17, 1989  
Roy Green vs. Seattle, Nov. 13, 1983  
Dave Williams vs. New Orleans, Nov. 2, 1969
- \*Ties NFL record

### TOTAL RECEIVING YARDAGE

#### Career

- 16,279..... Larry Fitzgerald, 2004–
- 8,496..... Roy Green, 1979–90
- 7,918..... Jackie Smith, 1963–77
- 7,520..... Anquan Boldin, 2003–09
- 7,005..... Pat Tilley, 1976–86

#### Season

- 1,598..... David Boston, 2001
- 1,584..... Rob Moore, 1997
- 1,555..... Roy Green, 1984
- 1,431..... Larry Fitzgerald, 2008
- 1,411..... Larry Fitzgerald, 2011
- 1,409..... Larry Fitzgerald, 2007  
Larry Fitzgerald, 2005

#### Game

- 256.... Sonny Randle vs. N.Y. Giants, Nov. 4, 1962 (16 rec., TD)
- 217.... Anquan Boldin at Detroit, Sept. 7, 2003 (10 rec., 2 TD)
- 212.... Jackie Smith vs. Pittsburgh, Oct. 13, 1963 (9 rec., 2 TD)
- 198.... Sonny Randle at Cleveland, Sept. 26, 1965 (7 rec., 3 TD)
- 197.... John Gilliam vs. Pittsburgh, Oct. 5, 1969 (10 rec., TD)

## MOST CONSECUTIVE GAMES CATCHING A PASS

- 227.... Larry Fitzgerald (Game 8 in 2004–)
- 121.... Mel Gray (Game 3 in 1973–Game 4 in 1982)
- 94.... Bobby Joe Conrad (Game 9 in 1961–Game 4 in 1968)
- 89.... Larry Centers (Game 7 in 1993–Game 16 in 1998)
- 74.... Roy Green (Game 2 in 1981–Game 10 in 1986)

## MOST CONSECUTIVE GAMES CATCHING TOUCHDOWN PASS

- 6.... Anquan Boldin, 2008
- 5.... Larry Fitzgerald, 2007  
Ricky Proehl, 1993  
Bobby Joe Conrad, 1963  
Sonny Randle, 1960, '61–62, '64–65 (three times)  
Bob Shaw, 1950  
Mal Kutner, 1947

## MOST CONSECUTIVE 100-YARD GAMES

- 5.... Anquan Boldin, 2005
- 4.... Rob Moore, 1997  
David Boston, 2001
- 3.... Numerous times (most recently by Larry Fitzgerald, 2008)

## MOST PASSES CAUGHT BY RUNNING BACK

### Season

- 101... Larry Centers, 1995
- 99... Larry Centers, 1996
- 80... David Johnson, 2016
- 77... Larry Centers, 1994
- 73... Michael Pittman, 2000



## INDIVIDUAL COMBINED YARDAGE RECORDS

### RUSHING/RECEIVING/RETURNS

#### Career

- 16,347 .... Larry Fitzgerald, 2004– (68/16,279/0)  
 11,988 .... Stump Mitchell, 1981–89 (4,649/1,955/5,384)  
 10,860 .... Roy Green, 1979–90 (148/8,496/2,216)  
 10,494 .... Ottis Anderson, 1979–86 (7,999/2,495/0)  
 9,040 .... Terry Metcalf, 1973–77 (3,438/1,862/3,748)

#### Season

- 2,462 .... Terry Metcalf, 1975 (816/378/1,268)  
 2,402 .... MarTay Jenkins, 2000 (4/219/2,187)  
 2,191 .... Kevin Williams, 1997 (-2/273/1,920)  
 2,118 .... David Johnson, 2016 (1,239/879/0)  
 2,058 .... Terry Metcalf, 1974 (718/377/963)

#### Game

- 324 .... Steve Breaston at NY Jets, Sept. 28, 2008 (0/122/202)  
 284 .... Ollie Matson vs. Pittsburgh, Dec. 31, 1954 (85/74/125)  
 280 .... Terry Metcalf vs. Buffalo, Nov. 27, 1975 (7/52/221)  
 278 .... Ollie Matson vs. Pittsburgh, Oct. 26, 1952 (82/121/75)  
 276 .... Ollie Matson vs. Washington, Nov. 21, 1954 (163/64/49)  
 Ollie Matson at Pittsburgh, Nov. 28, 1954 (115/161/0)

## INDIVIDUAL INTERCEPTIONS RECORDS

### TOTAL INTERCEPTIONS

#### Career


- 52 .... Larry Wilson, 1960–72  
 46 .... Aeneas Williams, 1991–2000  
 40 .... Roger Wehrli, 1969–82  
 30 .... Dick "Night Train" Lane, 1954–59  
 29 .... Pat Fischer, 1961–67

#### Season

- 12 .... Bob Nussbaumer, 1949  
 11 .... Lindon Crow, 1956  
 10 .... Larry Wilson, 1966  
 Pat Fischer, 1964  
 Jerry Norton, 1960  
 Dick "Night Train" Lane, 1954  
 Ray Ramsey, 1953

#### Game

- \*4 .... Kwamie Lassiter vs. San Diego, Dec. 27, 1998  
 Jerry Norton at Pittsburgh, Nov. 26, 1961  
 Jerry Norton at Washington, Nov. 20, 1960  
 Bob Nussbaumer at N.Y. Bulldogs, Nov. 13, 1949  
 3 .... Antrel Rolle at Cincinnati, Nov. 18, 2007  
 Adrian Wilson vs. Dallas, Oct. 20, 2002  
 Ronald McKinnon vs. Chicago, Oct. 11, 1998  
 Ken Greene vs. Buffalo, Nov. 15, 1981  
 Perry Smith at Detroit, Dec. 3, 1978  
 Roger Wehrli vs. Dallas, Dec. 7, 1975  
 Larry Wilson vs. Chicago, Oct. 31, 1966  
 Larry Wilson vs. Cleveland, Dec. 19, 1965  
 Bobby Joe Conrad at Pittsburgh, Dec. 13, 1958  
 Don Paul vs. N.Y. Giants, Nov. 1, 1953  
 Ray Ramsey vs. Philadelphia, Sept. 30, 1951  
 Jerry Davis at L.A. Rams, Dec. 4, 1949  
 Mal Kutner at Green Bay, Nov. 24, 1946  
 \*Ties NFL record



Hall of Fame safety Larry Wilson holds the franchise career record with 52 INTs.

### INTERCEPTION YARDAGE

#### Career

- 800 .... Larry Wilson, 1960–72  
 653 .... Aeneas Williams, 1991–2000  
 628 .... Dick "Night Train" Lane, 1954–59  
 529 .... Pat Fischer, 1961–67  
 508 .... Adrian Wilson, 2001–12

#### Season

- 237 .... Ray Ramsey, 1953  
 231 .... Antrel Rolle, 2007  
 206 .... Dick Lane, 1956

#### Game

- 127 .... Antrel Rolle at Cincinnati, Nov. 18, 2007 (3 INT, 2 TD)  
 115 .... Larry Wilson vs. Cleveland, Dec. 19, 1965 (3 INT, TD)  
 110 .... Jerry Norton at Pittsburgh, Nov. 26, 1961 (4 INT, 2 TD)  
 106 .... Ken Greene vs. Buffalo, Nov. 15, 1981 (3 INT)

### LONGEST INTERCEPTION RETURN

- 102 .... Greg Toler vs. Detroit, Dec. 16, 2012 (TD)  
 99 .... Dominique Rodgers-Cromartie vs. St. Louis, Dec. 7, 2008 (TD)  
 Adrian Wilson at Atlanta, Oct. 1, 2006 (TD)  
 96 .... Larry Wilson vs. Cleveland, Dec. 19, 1965 (TD)  
 92 .... Leo Sanford at Pittsburgh, Sept. 26, 1955 (TD)  
 91 .... Larry Wilson at Philadelphia, Oct. 2, 1966 (TD)

### MOST CONSECUTIVE GAMES WITH INT.

- 7 .... Larry Wilson, 1966  
 6 .... Dick Lane, 1954–55  
 5 .... Pat Fischer, 1963

### INTERCEPTION RETURNS FOR TOUCHDOWN

#### Career

- 6 .... Aeneas Williams, 1991–2000  
 5 .... Larry Wilson, 1960–72  
 4 .... Karlos Dansby, 2004–09, 2013  
 Dominique Rodgers-Cromartie, 2008–10  
 Antrel Rolle, 2005–09  
 3 .... Justin Bethel, 2012–17  
 Rashad Johnson, 2009–15  
 Robert Massey, 1991–93  
 Pat Fischer, 1961–67  
 Bill Blackburn, 1946–50

#### Season

- 3 .... Antrel Rolle, 2007  
 Robert Massey, 1992  
 2 .... Rashad Johnson, 2014  
 Karlos Dansby, 2013  
 Dominique Rodgers-Cromartie, 2010  
 Rod Hood, 2007  
 Karlos Dansby, 2005  
 Aeneas Williams, 1997  
 Aeneas Williams, 1995  
 Larry Wilson, 1966  
 Pat Fischer, 1964  
 Jerry Norton, 1961  
 Billy Stacy, 1961  
 Billy Blackburn, 1948

#### Game

- \*\*2 .... Antrel Rolle at Cincinnati, Nov. 18, 2007  
 Robert Massey vs. Washington, Oct. 4, 1992  
 Billy Stacy at Dallas, Nov. 5, 1961  
 Jerry Norton at Pittsburgh, Nov. 26, 1961  
 Billy Blackburn vs. Boston, Oct. 24, 1948  
 \*\*Ties NFL record



## QUARTERBACK SACKS

### QUARTERBACK SACKS

#### Career

66.5 ...Freddie Joe Nunn, DE, 1985-93  
 56.5 ...Calais Campbell, DE/DT, 2008-16  
 53.5 ...Simeon Rice, DE, 1996-00  
 50.5 ...Curtis Greer, DE, 1980-88  
 47.5 ...Ken Harvey, LB, 1988-93  
 45.5 ...Eric Swann, DT, 1991-99  
 41.0 ...Chandler Jones, LB, 2016-  
 40.5 ...Darnell Dockett, DT, 2004-14  
 40.0 ...Bertrand Berry, DE, 2004-09  
 37.5 ...Al Baker, DE, 1983-86

#### Season

17.0 ... Chandler Jones, LB, 2017\*  
 16.5 ... Simeon Rice, DE, 1999  
 16.0 ... Curtis Greer, DE, 1983  
 14.5 ... Bertrand Berry, DE, 2004  
 14.0 ... Curtis Greer, DE, 1984  
     Freddie Joe Nunn, DE, 1988  
 13.0 ... Chandler Jones, LB, 2018  
     Al Baker, DE, 1983  
 12.5 ... Markus Golden, LB, 2016  
     Simeon Rice, DE, 1996  
 12.0 ... David Galloway, DT, 1983  
 11.5 ... John Abraham, LB, 2013  
 11.0 ... Chandler Jones, LB, 2016  
     Freddie Joe Nunn, DE, 1987  
     Clyde Simmons, DE, 1995  
 \* **Led NFL**

#### Game

4.5 .... Curtis Greer vs. Philadelphia, Dec. 18, 1983  
 4.0 .... Bertrand Berry vs. N.Y. Giants, Nov. 14, 2004  
 3.0 .... Dwight Freeney vs. Green Bay, Dec. 27, 2015  
     Calais Campbell at Seattle, Nov. 23, 2014  
     John Abraham vs. St. Louis, Dec. 8, 2013  
     John Abraham vs. Houston, Nov. 10, 2013  
     Darnell Dockett at New Orleans, Sept. 22, 2013  
     Darnell Dockett at Tennessee, Nov. 29, 2009

3.0 .... Bertrand Berry at Oakland, Oct. 22, 2006  
     Adrian Wilson at St. Louis, Nov. 20, 2005  
     Simeon Rice at Philadelphia, Nov. 19, 2000  
     Ken Harvey at Washington, Sept. 12, 1993  
     Ken Harvey at Dallas, Nov. 3, 1991  
     Ken Harvey at Atlanta, Dec. 9, 1990  
     Freddie Joe Nunn at Dallas, Oct. 30, 1988  
     Curtis Greer vs. Dallas, Sept. 13, 1987  
     Al Baker vs. Philadelphia, Dec. 18, 1983  
     E.J. Junior at N.Y. Giants, Dec. 4, 1983  
     David Galloway vs. Seattle, Nov. 13, 1983  
     Curtis Greer vs. Dallas, Sept. 11, 1983

### CONSECUTIVE GAMES WITH SACK

7 .... Curtis Greer (Games 13-16, 1984-Games 1-3, 1985)  
 5 .... Chandler Jones (Games 15-16; 2016-Games 1-3, 2017;  
     5-9, 2017; 3-7, 2018)  
     Markus Golden (Games 1-5, 2016)  
     Chike Okeafor (Games 12-16, 2006)  
     Curtis Greer (Games 6-10, 1984)  
     Al Baker (Games 12-16, 1984)

### MULTIPLE-PLAYER, MULTIPLE-SACK GAMES

5.5 .... Curtis Greer (4.5), Al Baker (3) and David Galloway (2) vs.  
     Philadelphia, Dec. 18, 1983  
 8.5 .... Al Baker (2.5), Leonard Smith (2), Anthony Bell (2) and  
     Freddie Joe Nunn (2) at Philadelphia, Dec. 7, 1986  
 6.5 .... E.J. Junior (2.5), Al Baker (2) and Curtis Greer (2)  
     at New England, Dec. 2, 1984  
 6.0 .... Calais Campbell (2), Karlos Dansby (2) and Daryl Washington  
     (2) vs. Carolina, Oct. 6, 2013  
     Bertrand Berry (4) and Karlos Dansby (2) vs. N.Y. Giants,  
     Nov. 14, 2004  
 5.5 .... Markus Golden (2.5), Calais Campbell (1.5) and  
     Chandler Jones (1.5) at Los Angeles, Jan. 1, 2017  
     Dwight Freeney (3.0) and Calais Campbell (2.5) vs. Green  
     Bay, Dec. 27, 2015

## INDIVIDUAL PUNTING RECORDS

### TOTAL PUNTS

#### Career

714 ....Scott Player, 1998-2006  
 360 ....Carl Birdsong, 1981-85  
 346 ....Rich Camarillo, 1989-93  
 337 ....Jeff Feagles, 1994-97  
 288 ....Dave Zastudil, 2011-14

#### Season

112 ....Dave Zastudil, 2012 (46.5 avg.)  
 99 ....Larry Swider, 1980 (41.5 avg.)  
 98 ....Scott Player, 2004 (43.1 avg.)  
     Jeff Feagles, 1994 (40.6 avg.)  
 94 ....Andy Lee, 2018 (48.6 avg.)  
     Ben Graham, 2010 (43.4 avg.)  
     Scott Player, 1999 (42.0 avg.)

#### Game

12 ....Beryl Clark vs. Detroit, Oct. 15, 1940  
 11 ....Dave Zastudil at Denver, Oct. 5, 2014  
     Larry Swider vs. Washington, Dec. 21, 1980  
     Gary Keithley at Washington, Oct. 21, 1973  
     King Hill vs. Minnesota, Oct. 19, 1969  
 10 ....Dave Zastudil at NY Jets, Dec. 2, 2012  
     Scott Player vs. Tennessee, Oct. 23, 2005  
     Scott Player at Buffalo, Oct. 31, 2004  
     Scott Player at N.Y. Jets, Nov. 7, 1999  
     Carl Birdsong at N.Y. Giants, Dec. 4, 1983  
     Carl Birdsong vs. Washington, Jan. 2, 1983  
     Jerry Norton vs. N.Y. Giants, Oct. 8, 1961  
     Charley Trippi at Philadelphia, Dec. 4, 1955  
     Charley Trippi vs. Philadelphia, Oct. 3, 1954  
     Frank Polsfoot vs. N.Y. Giants, Nov. 5, 1951  
     Jim Hardy at Chicago, Oct. 8, 1950

### TOTAL YARDS

#### Career

30,752 ..Scott Player, 1998-2006  
 15,114 ..Rich Camarillo, 1989-93  
 14,916 ..Carl Birdsong, 1981-85  
 14,503 ..Jeff Feagles, 1994-97  
 13,191 ..Dave Zastudil, 2011-14

#### Season

5,209 ....Dave Zastudil, 2012  
 4,568 ....Andy Lee, 2018  
 4,230 ....Scott Player, 2004  
 4,159 ....Andy Lee, 2017  
 4,111 ....Larry Swider, 1980

### AVERAGE YARDS PER PUNT

#### Career

48.0 ....Andy Lee, 2017-18 (182-8,727)  
 45.8 ...Dave Zastudil, 2011-14 (288-13,191)  
 44.9 ...Jerry Norton, 1959-61 (183-8,219)  
 44.8 ...Ben Graham, 2008-11 (205-9,176)  
 43.7 ...Rich Camarillo, 1989-93 (346-15,114)

#### Season

48.6 ....Andy Lee, 2018 (94-4,568)\*  
 47.3 ....Andy Lee, 2017 (88-4,159)  
 47.0 ....Ben Graham, 2009 (86-4,045)  
 46.5 ...Dave Zastudil, 2012 (112-5,209)  
 45.7 ...Dave Zastudil, 2013 (78-3,566)  
 45.6 ...Jerry Norton, 1960 (39-1,778)  
 \* **Led NFL**

#### Game (Min. 4 punts)

54.7 ...Ben Graham vs. San Francisco, Sept. 13, 2009 (6-328)  
 54.5 ...Drew Butler vs. San Diego, Sept. 8, 2014 (4-218)  
 54.0 ....Scott Player vs. Seattle, Sept. 14, 2003 (4-206)  
 53.3 ...Dave Mann at Pittsburgh, Oct. 13, 1957 (4-213)  
 53.2 ....Rich Camarillo vs. Atlanta, Oct. 20, 1991 (5-266)  
     Andy Lee at Seattle, Dec. 31, 2017 (6-319)

### MOST DOWNED PUNTS INSIDE THE 20

Career ("Punts Inside the 20" have been compiled since 1976)

179 ....Scott Player, 1998-06  
 106 ....Dave Zastudil, 2011-14  
 102 ....Rich Camarillo, 1989-93  
 100 ....Jeff Feagles, 1994-97  
 80 ....Ben Graham, 2008-11

#### Season

\*46 ....Dave Zastudil, 2012  
 42 ....Ben Graham, 2009  
 35 ....Dave Zastudil, 2013  
 34 ....Drew Butler, 2014  
 33 ....Jeff Feagles, 1994  
 \***NFL record**

### LONGEST PUNT

#### Cardinals

84 ....Doug Russell vs. Chicago, Sept. 11, 1938  
 81 ....Mike Wood at N.Y. Giants, Dec. 10, 1978  
 78 ....Ernie Nevers vs. Green Bay, Nov. 13, 1930  
     Jerry Norton at Dallas, Nov. 5, 1961





## INDIVIDUAL PUNT RETURN RECORDS

### TOTAL PUNT RETURNS

#### Career

195 ....Patrick Peterson, 2011–  
193 ....Vai Sikahema, 1986–90  
156 ....Stump Mitchell, 1981–89  
113 ....Steve Breaston, 2007–10  
80 ....Terry Metcalf, 1973–77

#### Season

51 ....Patrick Peterson, 2012  
44 ....Patrick Peterson, 2011  
Vai Sikahema, 1987  
43 ....Eric Metcalf, 1998  
Vai Sikahema, 1986

### PUNT RETURN YARDAGE

#### Career

2,152 ...Vai Sikahema, 1986–90  
1,816 ...Patrick Peterson, 2011–  
1,377 ...Stump Mitchell, 1981–89  
921 ...Terry Metcalf, 1973–77  
885 ...Steve Breaston, 2007–10

#### Season

699 ...Patrick Peterson, 2011#  
550 ...Vai Sikahema, 1987  
522 ...Vai Sikahema, 1986  
462 ...Kevin Williams, 1997  
461 ...Arnold Jackson, 2001  
# NFL rookie record



**Two-time Pro Bowler Vai Sikahema (1986-90) is the franchise's all-time leader in punt returns and yardage.**

#### Game

145 ....Vai Sikahema vs. Tampa Bay, Dec. 21, 1986  
143 ....Chuck Latourette at New Orleans, Sept. 29, 1968  
142 ....Johnny Roland at Philadelphia, Oct. 2, 1966  
127 ....Patrick Peterson vs. St. Louis, Nov. 6, 2011  
112 ....Patrick Peterson at Baltimore, Oct. 30, 2011

### LONGEST PUNT RETURN

99t .....Patrick Peterson vs. St. Louis, Nov. 6, 2011  
95t .....Frank Bernardi at Washington, Oct. 14, 1956  
89t .....Patrick Peterson vs. Carolina, Sept. 11, 2011  
88t .....Phil Sarboe vs. N.Y. Giants, Oct. 17, 1935  
86t .....Chuck Latourette at New Orleans, Sept. 29, 1968  
Johnny Roland at Philadelphia, Oct. 2, 1966

### AVERAGE YARDS

#### Career

13.7 ... Charley Trippi, 1947–55 (63–864)  
12.0 ... Willard Harrell, 1978–84 (71–854)  
11.5 ... Terry Metcalf, 1973–77 (80–921)  
11.2 ... Vai Sikahema, 1986–90 (193–2,152)  
9.3 ... Patrick Peterson, 2011– (195–1,816)

#### Season (15 or more returns)

20.93... John "Red" Cochran, 1949 (15–314)  
20.88... Jerry Davis, 1948 (16–334)  
15.89... Patrick Peterson, 2011 (44–699)  
13.15... Johnny Bailey, 1992 (20–263)  
13.08... Terry Metcalf, 1974 (26–340)

#### Game

49.0 ... Patrick Peterson vs. Carolina, Sept. 11, 2011 (2–98)  
47.7 ... Chuck Latourette at New Orleans, Sept. 29, 1968 (3–143)  
47.3 ... Johnny Roland at Philadelphia, Oct. 2, 1966 (3–142)  
38.0 ... Ted Ginn, Jr. at N.Y. Giants, Sept. 14, 2014 (2–76)  
36.3 ... Vai Sikahema vs. Tampa Bay, Dec. 21, 1986 (4–145)

### MOST TOUCHDOWNS

4 .....Patrick Peterson, 2011\*  
3 .....Ollie Matson, 1954, '55 (2)  
Vai Sikahema, 1986 (2), '87  
2 .....Phil Sarboe, 1935  
Jerry Davis, 1948  
Charley Trippi, 1948  
John "Red" Cochran, 1949  
Billy Stacy, 1959  
Bobby Joe Conrad, 1959, '61  
Johnny Roland, 1966, '70  
\* Ties NFL single-season record

## INDIVIDUAL KICKOFF RETURN RECORDS

### TOTAL KICKOFF RETURNS

#### Career

177 ....Stump Mitchell, 1981–89  
164 ....Vai Sikahema, 1986–90  
163 ....LaRod Stephens-Howling, 2009–12  
151 ....MarTay Jenkins, 2000–02  
114 ....J.J. Arrington, 2005–08

#### Season

82 ....MarTay Jenkins, 2000  
73 ....Josh Scobey, 2003  
67 ....J.J. Arrington, 2006  
63 ....Reggie Swinton, 2005  
62 ....Steve Breaston, 2007

#### Game

9 ....Steve Breaston at New England, Dec. 21, 2008  
Josh Scobey at Cleveland, Nov. 16, 2003  
8 ....J.J. Arrington at Philadelphia, Nov. 27, 2008  
J.J. Arrington vs. N.Y. Giants, Nov. 23, 2008  
J.J. Arrington at Atlanta, Oct. 1, 2006  
MarTay Jenkins at Jacksonville, Dec. 10, 2000

### KICKOFF RETURN YARDAGE

#### Career

4,067 ....LaRod Stephens-Howling, 2009–12  
4,007 ....Stump Mitchell, 1981–89  
3,865 ....MarTay Jenkins, 2000–02  
3,501 ....Vai Sikahema, 1986–90  
2,804 ....Terry Metcalf, 1973–77

#### Season

\*2,186 .. MarTay Jenkins, 2000  
1,684...Josh Scobey, 2003  
1,548...LaRod Stephens-Howling, 2010  
1,520...J.J. Arrington, 2006  
1,458...Kevin Williams, 1997

#### Game

252 .....Josh Scobey at St. Louis, Sept. 28, 2003  
232 ....J.J. Arrington vs. N.Y. Giants, Nov. 23, 2008  
220 ....J.J. Arrington at Minnesota, Nov. 26, 2006  
207 ....Kevin Williams vs. Atlanta, Dec. 21, 1997  
203 ....George Hoey vs. Philadelphia, Nov. 21, 1971

\*NFL record

### LONGEST KICKOFF RETURN

108t.....David Johnson at Chicago, Sept. 20, 2015  
106t.....Roy Green at Dallas, Oct. 21, 1979  
105t.....Frank Seno at N.Y. Giants, Oct. 20, 1946  
Ollie Matson at Washington, Oct. 14, 1956  
103t.....George Hoey vs. Philadelphia, Nov. 21, 1971  
102t.....LaRod Stephens-Howling vs. Oakland, Sept. 26, 2010  
Doug Russell vs. Cincinnati, Sept. 23, 1934  
101t.....Ollie Matson vs. Pittsburgh, Nov. 23, 1958  
100t.....Josh Scobey at St. Louis, Sept. 28, 2003  
John Gilliam at Green Bay, Dec. 21, 1969  
Ollie Matson vs. Chicago, Oct. 5, 1952



## AVERAGE YARDS

### Career

- 28.5 ...Ollie Matson, 1952, '54-58
- 26.2 ...Terry Metcalf, 1973-77
- 25.6 ...MarTay Jenkins, 2000-02
- 25.0 ...LaRod Stephens-Howling, 2009-12
- 23.6 ...J.J. Arrington, 2005-08

### Season (15 or more attempts)

- 35.5 ...Ollie Matson, 1958 (14-497)
- 31.2 ...Terry Metcalf, 1974 (20-623)
- Ollie Matson, 1952 (20-623)
- 29.2 ...Jerry Davis, 1948 (15-437)
- 28.3 ...Don Paul, 1951 (15-424)

### Game (Min. 3 attempts)

- 48.3 ...John Gilliam at Green Bay, Dec. 21, 1969 (3-145)
- 47.0 ...Terry Metcalf at Houston, Oct. 20, 1974 (3-141)
- 46.3 ...Les Goble vs. N.Y. Giants, Sept. 26, 1954 (4-185)
- 43.3 ...MarTay Jenkins at Minnesota, Nov. 12, 2000 (4-173)
- 43.0 ...Chuck Latourette at Philadelphia, Nov. 3, 1968 (3-129)

## MOST TOUCHDOWNS

### Career

- 6 ....Ollie Matson, 1952 (2), '54, '56, '58 (2)
- 3 ....LaRod Stephens-Howling, 2009-12
- 2 ....J.J. Arrington, 2005-08
- MarTay Jenkins, 2000, '02
- Les Goble, 1954
- Terry Metcalf, 1974-75

### Season

- 2 ....LaRod Stephens-Howling, 2010
- Ollie Matson, 1952, '58
- Les Goble, 1954

## COMBINED KICK RETURN YARDAGE

### Season

- 2,187 ...MarTay Jenkins, 2000 (2,186 kickoff-1 punt)
- 1,920 ...Kevin Williams, 1997 (1,458 kickoff-462 punt)
- 1,788 ...Reggie Swinton, 2005 (1,456 kickoff-332 punt)
- 1,786 ...Steve Breaston, 2007 (1,391 kickoff-395 punt)
- 1,737 ...Stump Mitchell, 1981 (1,292 kickoff-445 punt)



**Hall of Fame RB Ollie Matson holds the franchise record for career kickoff return TDs (6).**

## INDIVIDUAL FUMBLE RECORDS

## TOTAL FUMBLES

### Season

- 16 ....Dave Krieg, 1995
- 15 ....Terry Metcalf, 1976
- Sam Etcheverry, 1961
- Paul Christman, 1946

### Game

- 6 ....Sam Etcheverry at N.Y. Giants, Sept. 17, 1961
- 5 ....Paul Christman at Green Bay, Oct. 10, 1946

## OPPONENT FUMBLES RECOVERED

### Career

- 19 ....Mark Arneson, 1972-80
- Roger Wehrli, 1969-82
- 16 ....Bill Koman, 1959-67
- 14 ....Chuck Walker, 1964-72
- 12 ....Darnell Dockett, 2004-14
- Aeneas Williams, 1991-2000
- Larry Wilson, 1960-72
- Larry Stallings, 1963-75
- Dale Meinert, 1958-67
- Leo Sugar, 1954-60

### Season

- 5 ....Michael Bankston, 1993
- Chuck Walker, 1969
- Tom Wham, 1950

### Game

- 3 ....Corwin Clatt at Detroit, Nov. 6, 1949
- 2 ....Many times, most recently by Jerraud Powers vs. Green Bay, Dec. 27, 2015

## OWN FUMBLES RECOVERED

### Season

- 8 ....Paul Christman, 1945
- 7 ....Dave Krieg, 1995
- Terry Metcalf, 1974
- John Roach, 1960

### Game

- 4 ....Sam Etcheverry at N.Y. Giants, Sept. 17, 1961

## MOST FUMBLES RETURNED FOR TOUCHDOWN

### Career

- 3 ....Leo Sugar, 1954, '57 (2)
- 2 ....Kerry Rhodes, 2010 (2)
- Darnell Dockett, 2008, '10
- Adrian Wilson, 2004, '06
- Aeneas Williams, 1993, '00
- Rod Saddler, 1989, '91
- Larry Stallings, 1965, '69
- Larry Wilson, 1963, '69
- Don Brumm, 1965, '68

### Season

- \*2 ....Kerry Rhodes, 2010
- Leo Sugar, 1957
- \*Ties NFL record

## LONGEST FUMBLE RETURN

- \*104 ....Aeneas Williams vs. Washington, Nov. 5, 2000 (TD)
- 99 ....Adrian Wilson at Minnesota, Nov. 26, 2006 (TD)
- 93 ....James Sanders vs. Philadelphia, Sept. 23, 2012 (TD)
- 88 ....Larry Wilson at Green Bay, Dec. 21, 1969 (TD)
- 85 ....Eric Hill at L.A. Rams, Sept. 1, 1991 (TD)
- \*Equals NFL record

## INDIVIDUAL LONGEVITY RECORDS

## SERVICE

### Most Seasons

- 18 ....Jim Hart, 1966-83
- 17 ....Jim Bakken, 1962-78
- 15 ....Larry Fitzgerald, 2004-
- Jackie Smith, 1963-77
- 14 ....Roger Wehrli, 1969-82
- Larry Stallings, 1963-76
- Ernie McMillan, 1961-74
- 13 ....Larry Wilson, 1960-72
- Luis Sharpe, 1982-94
- 12 ....Adrian Wilson, 2001-12
- Roy Green, 1979-90
- Ken Gray, 1958-69
- Dan Dierdorf, 1971-78, '80-83
- Mel Gray, 1971-82

### Most Consecutive Games Played

- 234 ....Jim Bakken, 1962-78
- 162 ....Ernie McMillan, 1961-73
- 160 ....Aeneas Williams, 1991-2000
- 148 ....Bobby Joe Conrad, 1958-68
- 134 ....Tom Branahney, 1973-80

### Most Games Played

- 234 ....Larry Fitzgerald, 2004-
- Jim Bakken, 1962-78
- 199 ....Jim Hart, 1966-83
- 198 ....Jackie Smith, 1963-77
- 193 ....Roger Wehrli, 1969-82
- 189 ....Luis Sharpe, 1982-94
- 181 ....Adrian Wilson, 2001-12
- Larry Stallings, 1963-76
- 178 ....Ernie McMillan, 1961-74
- 169 ....Roy Green, 1979-90
- Larry Wilson, 1960-72
- 160 ....Aeneas Williams, 1991-2000
- Dan Dierdorf, 1971-83
- Most Seasons, Head Coach**
- 6 ....Ken Whisenhunt, 2007-12
- Jim Hanifan, 1980-85
- Jim Conzelman, 1940-42, '46-48
- 5 ....Bruce Arians, 2013-17
- Don Coryell, 1973-77
- Charley Winner, 1966-70



## BIGGEST COMEBACK WINS — FRANCHISE HISTORY

### 25 POINTS

11/8/87 vs. Tampa Bay

Final Score 31-28

Down 28-3 entering the 4th Quarter; cut lead to 28-10 early in the 4th Quarter

QTR	TEAM	BOX SCORE	TAM	STL
1st	TAM	Mark Carrier 5-yard pass from Steve DeBerg (Donald Igwebuike kick)	7	0
2nd	TAM	Gerald Carter 3-yard pass from Steve DeBerg (Donald Igwebuike kick)	14	0
	STL	Jim Gallery 31-yard field goal	14	3
3rd	TAM	Jeff Smith 34-yard pass from Steve DeBerg (Donald Igwebuike kick)	21	3
	TAM	Jeff Smith 3-yard rush (Donald Igwebuike kick)	28	3
4th	STL	Robert Awalt 4-yard pass from Neil Lomax (Jim Gallery kick)	28	10
	STL	Niko Noga 24-yard fumble return (Jim Gallery kick)	28	17
	STL	J.T. Smith 11-yard pass from Neil Lomax (Jim Gallery kick)	28	24
	STL	J.T. Smith 17-yard pass from Neil Lomax (Jim Gallery kick)	28	31

### 23 POINTS

11/6/88 vs. San Francisco

Final Score 24-23

Down 23-0 in the 3rd Quarter; cut lead to 23-7 by the end of the 3rd Quarter and 23-10 early in the 4th Quarter

QTR	TEAM	BOX SCORE	SF	PHO
1st	SF	Mike Cofer 42-yard field goal	3	0
2nd	SF	Roger Craig 3-yard rush (Mike Cofer kick)	10	0
	SF	Mike Cofer 27-yard field goal	13	0
	SF	Mike Cofer 30-yard field goal	16	0
3rd	SF	Brent Jones 3-yard pass from Steve Young (Mike Cofer kick)	23	0
	PHO	Roy Green 35-yard pass from Neil Lomax (Al Del Greco kick)	23	7
4th	PHO	Al Del Greco 24-yard field goal	23	10
	PHO	Ernie Jones 5-yard pass from Neil Lomax (Al Del Greco kick)	23	17
	PHO	Roy Green 9-yard pass from Neil Lomax (Al Del Greco kick)	23	24

### 21 POINTS

9/12/99 at Philadelphia

Final Score 25-24

Down 21-0 after 1st Quarter; Philly took 24-6 lead into 3rd Quarter; cut lead to 24-12 in 3rd Quarter

QTR	TEAM	BOX SCORE	ARI	PHI
1st	PHI	Duce Staley 24-yard rush (Norm Johnson kick)	0	7
	PHI	Duce Staley 3-yard pass from Doug Pederson (Norm Johnson kick)	0	14
	PHI	Luther Broughton 15-yard pass from Doug Pederson (Norm Johnson kick)	0	21
2nd	ARI	Chris Jacke 31-yard field goal	3	21
	ARI	Chris Jacke 25-yard field goal	6	21
	PHI	Norm Johnson 25-yard field goal	6	24
3rd	ARI	Mario Bates 1-yard rush (pass failed)	12	24
4th	ARI	Chris Jacke 32-yard field goal	15	24
	ARI	Rob Moore 20-yard pass from Jake Plummer (Chris Jacke kick)	22	24
	ARI	Chris Jacke 31-yard field goal	25	24

### 21 POINTS

12/4/49 at L.A. Rams

Final Score 31-27

Down 24-3 in the 3rd Quarter; cut lead to 24-10 in 3rd Quarter and 24-17 early in the 4th Quarter

QTR	TEAM	BOX SCORE	CRD	RAM
1st	RAM	Bob Shaw 71-yard pass from Bob Waterfield (Bob Waterfield kick)	0	7
	RAM	Bob Waterfield 43-yard field goal	0	10
	CRD	Pat Harder 13-yard field goal	3	10
2nd	RAM	Bob Waterfield 1-yard rush (Bob Waterfield kick)	3	17
3rd	RAM	Vitamin Smith 51-yard punt return (Bob Waterfield kick)	3	24
	CRD	Charlie Trippi 6-yard rush (Pat Harder kick)	10	24
4th	CRD	Bill Blackburn 12-yard interception return (Pat Harder kick)	17	24
	RAM	Bob Waterfield 16-yard field goal	17	27
	CRD	Babe Dimancheff 50-yard pass from Paul Christman (Pat Harder kick)	24	27
	CRD	Billy Dewell 24-yard pass from Paul Christman (Pat Harder kick)	31	27





## 18 POINTS

10/4/92 vs. Washington

Final Score 27-24

Down 24-6 in the 4th Quarter

QTR	TEAM	BOX SCORE	WAS	PHO
1st	WAS	Ricky Sanders 19-yard pass from Mark Rypien (Chip Lohmiller kick)	7	0
	WAS	Earnest Byner 9-yard rush (Chip Lohmiller kick)	14	0
2nd	WAS	Chip Lohmiller 33-yard field goal	17	0
3rd	PHO	Ivory Lee Brown 1-yard rush (kick failed)	17	6
	WAS	Earnest Byner 3-yard rush (Chip Lohmiller kick)	24	6
4th	PHO	Robert Massey 31-yard interception return (Greg Davis kick)	24	13
	PHO	Robert Massey 41-yard interception return (Greg Davis kick)	24	20
	PHO	Larry Centers 9-yard pass from Chris Chandler (Greg Davis kick)	24	27

## 17 POINTS

12/11/83 at L.A. Raiders

Final Score 34-24

Down 17-0 in the 2nd Quarter; Raiders had 24-7 lead in 2nd Quarter but Cardinals cut lead to 24-20 at halftime

QTR	TEAM	BOX SCORE	STL	RAI
1st	RAI	Kenny King 34-yard pass from Jim Plunkett (Chris Bahr kick)	0	7
	RAI	Chris Bahr 22-yard field goal	0	10
	RAI	Cliff Branch 5-yard pass from Jim Plunkett (Chris Bahr kick)	0	17
2nd	STL	Ottis Anderson 1-yard rush (Neil O'Donoghue kick)	7	17
	RAI	Marcus Allen 20-yard pass from Jim Plunkett (Chris Bahr kick)	7	24
	STL	Doug Marsh 1-yard pass from Neil Lomax (kick failed)	13	24
	STL	Elois Grooms 40-yard fumble return (Neil O'Donoghue kick)	20	24
3rd	STL	Wayne Morris 3-yard rush (Neil O'Donoghue kick)	27	24
4th	STL	Pat Tilley 15-yard pass from Neil Lomax (Neil O'Donoghue kick)	34	24

## 17 POINTS

9/29/68 at New Orleans

Final Score 21-20

Down 17-0 heading into the 4th Quarter

QTR	TEAM	BOX SCORE	STL	NOR
1st	NOR	Charlie Durkee 21-yard field goal	0	3
2nd	NOR	Danny Abramowicz 29-yard pass from Billy Kilmer (Charlie Durkee kick)	0	10
3rd	NOR	Danny Abramowicz 10-yard pass from Billy Kilmer (Charlie Durkee kick)	0	17
4th	STL	Chuck Latourette 86-yard punt return (Jim Bakken kick)	7	17
	STL	Dave L. Williams 9-yard pass from Charley Johnson (Jim Bakken kick)	14	17
	NOR	Charlie Durkee 36-yard field goal	14	20
	STL	Willis Crenshaw 1-yard rush (Jim Bakken kick)	21	20

## 17 POINTS

10/13/63 vs. Pittsburgh

Final Score 24-23

Down 20-3 in the 3rd Quarter; cut lead to 23-10 by end of the 3rd Quarter and 23-17 early in the 4th quarter

QTR	TEAM	BOX SCORE	PIT	STL
1st	STL	Jim Bakken 44-yard field goal	0	3
	PIT	Lou Michaels 45-yard field goal	3	3
2nd	PIT	Red Mack 83-yard pass from Ed Brown (Lou Michaels kick)	10	3
	PIT	Lou Michaels 47-yard field goal	13	3
	PIT	Ed Brown 1-yard rush (Lou Michaels kick)	20	3
3rd	STL	Jackie Smith 10-yard pass from John David Crow (Jim Bakken kick)	20	10
	PIT	Lou Michaels 46-yard field goal	23	10
4th	STL	Jackie Smith 55-yard pass from Charley Johnson (Jim Bakken kick)	23	17
	STL	Bobby Joe Conrad 28-yard pass from Charley Johnson (Jim Bakken kick)	23	24



## 17 POINTS

10/1/61 at Philadelphia

Final Score 30-27

Down 17-0 in the 2nd Quarter

QTR	TEAM	BOX SCORE	STL	PHI
1st	PHI	Billy Ray Barnes 3-yard pass from Sonny Jurgensen (Bobby Walston kick)	0	7
	PHI	Dick Lucas 3-yard pass from Sonny Jurgensen (Bobby Walston kick)	0	14
2nd	PHI	Bobby Walston 19-yard field goal	0	17
	STL	Prentice Gautt 12-yard pass from Sam Etcheverry (Gerry Perry kick)	7	17
	STL	Sonny Randle 35-yard pass from Sam Etcheverry (Gerry Perry kick)	14	17
	PHI	Bobby Walston 16-yard field goal	14	20
3rd	PHI	Billy Ray Barnes 2-yard pass from Sonny Jurgensen (Bobby Walston kick)	14	27
	STL	Taz Anderson 1-yard rush (kick failed)	20	27
4th	STL	Prentice Gautt 54-yard rush (Gerry Perry kick)	27	27
	STL	Gerry Perry 27-yard field goal	30	27

## 16 POINTS

11/20/77 vs. Philadelphia

Final Score 21-16

Down 16-0 in the 3rd Quarter

QTR	TEAM	BOX SCORE	PHI	STL
2nd	PHI	Harold Carmichael 13-yard pass from Ron Jaworski (kick failed)	6	0
	PHI	Ove Johansson 32-yard field goal	9	0
3rd	PHI	Charlie A. Smith 15-yard pass from Ron Jaworski (Ove Johansson kick)	16	0
	STL	Jim Otis 25-yard rush (Jim Bakken kick)	16	7
	STL	Mel Gray 69-yard pass from Jim Hart (Jim Bakken kick)	16	14
4th	STL	Jim Otis 1-yard rush (Jim Bakken kick)	16	21

## 16 POINTS

11/9/75 at Philadelphia

Finals Score 24-23

Down 23-7 in the 3rd Quarter

QTR	TEAM	BOX SCORE	STL	PHI
1st	PHI	Charle Young 13-yard pass from Roman Gabriel (Horst Muhlmann kick)	0	7
	PHI	Horst Muhlmann 37-yard field goal	0	10
	STL	Jim Otis 3-yard pass from Jim Hart (Jim Bakken kick)	7	10
2nd	PHI	Po James 47-yard pass from Roman Gabriel (Horst Muhlmann kick)	7	17
	PHI	Horst Muhlmann 27-yard field goal	7	20
3rd	PHI	Horst Muhlmann 25-yard field goal	7	23
	STL	Terry Metcalf 1-yard rush (Jim Bakken kick)	14	23
4th	STL	Jim Hart 5-yard rush (Jim Bakken kick)	21	23
	STL	Jim Bakken 30-yard field goal	24	23

## 15 POINTS

9/7/97 vs. Dallas

Final Score 25-22 (OT)

Down 22-7 in the 3rd Quarter

QTR	TEAM	BOX SCORE	DAL	ARI
1st	DAL	Richie Cunningham 24-yard field goal	3	0
	DAL	Richie Cunningham 47-yard field goal	6	0
2nd	ARI	Leeland McElroy 10-yard rush (Kevin Butler kick)	6	7
	DAL	Richie Cunningham 37-yard field goal	9	7
	DAL	Chad Hennings 4-yard fumble return (Richie Cunningham kick)	16	7
	DAL	Richie Cunningham 34-yard field goal	19	7
3rd	DAL	Richie Cunningham 28-yard field goal	22	7
	ARI	Frank Sanders 7-yard pass from Kent Graham (Kevin Butler kick)	22	14
4th	ARI	Pat Carter 1-yard pass from Kent Graham (Rob Moore pass from Kent Graham)	22	22
OT	ARI	Kevin Butler 20-yard field goal	22	25



## TEAM SCORING RECORDS

### MOST POINTS SCORED

#### Season

489 .....	2015
427 .....	2008
423 .....	1984
418 .....	2016
404 .....	2007

#### Game

65 .....	At N.Y. Bulldogs, Nov. 13, 1949
63 .....	At N.Y. Giants, Oct. 17, 1948
60 .....	Vs. Rochester, Oct. 7, 1923

### MOST POINTS BOTH TEAMS

#### Game

98 .....	Cardinals 63 at N.Y. Giants 35, Oct. 17, 1948
93 .....	Cardinals 42 vs. New Orleans 51, Nov. 2, 1969
91 .....	Cardinals 35 at N.Y. Jets 56, Sept. 28, 2008
89 .....	Cardinals 41 vs. New Orleans 48, Dec. 18, 2016
87 .....	Cardinals 45 at Washington 42, Nov. 22, 1998

### MOST TDS SCORED

#### Season

58 .....	2015
53 .....	1948
51 .....	2016, 2008, 1984
49 .....	2007
48 .....	1949

#### Game

9 .....	At N.Y. Bulldogs, Nov. 13, 1949
	At N.Y. Giants, Oct. 17, 1948
	Vs. Rochester, Oct. 7, 1923
8 .....	Vs. Detroit, Nov. 7, 1948
	Vs. Baltimore, Oct. 2, 1950
	At Minnesota, Oct. 6, 1963

#### Both Teams/Game

14 .....	Cardinals 9 at N.Y. Giants 5, Oct. 17, 1948
13 .....	Cardinals 6 vs. New Orleans 7, Nov. 2, 1969
12 .....	Cardinals 6 vs. New Orleans 6, Dec. 18, 2016
	Cardinals 5 at N.Y. Jets 7, Sept. 28, 2008
	Cardinals 9 at N.Y. Bulldogs 3, Nov. 13, 1949

### MOST TDS RUSHING

#### Season

25 .....	1948
24 .....	1979
22 .....	1968
21 .....	1984, 1949

#### Game

6 .....	Vs. Chicago Bears, Nov. 28, 1929
---------	----------------------------------

### MOST TDS PASSING

#### Season

35 .....	2015
32 .....	2007
31 .....	2008
30 .....	1963
29 .....	1983

#### Game

6 .....	At N.Y. Bulldogs, Nov. 13, 1949
	Vs. Baltimore, Oct. 2, 1950
	At Cleveland, Sept. 26, 1965
	Vs. New Orleans, Nov. 2, 1969
5 .....	Four times, most recently at Chicago, Nov. 8, 2009

#### Both Teams/Game

*12 .....	Cardinals 6 vs. New Orleans 6, Nov. 2, 1969
10 .....	Cardinals 4 at Chicago Bears 6, Dec. 5, 1937
9 .....	Three times, most recently Cardinals 4 at Washington 5, Nov. 9, 1958
	<b>*NFL record</b>

### MOST TDS BY INTERCEPTION

#### Season

6 .....	2007
5 .....	1961, 1964
4 .....	2015, 2013, 1995

#### Game

2 .....	Many times, most recently vs. San Francisco, Sept. 27, 2015
---------	---

### MOST TDS BY KO RETURN

#### Season

3 .....	1954
2 .....	2010, 1958, 1952, 1934

#### Game

1 .....	Many times, most recently at Chicago, Sept. 20, 2015
---------	--

### MOST TDS BY PUNT RETURN

#### Season

5 .....	1959
4 .....	2011, 1948

#### Game

2 .....	Vs. N.Y. Giants, Nov. 22, 1959
	Vs. Pittsburgh, Nov. 1, 1959
	Vs. Tampa Bay, Dec. 21, 1986

### MOST PATS SCORED

#### Season

53 .....	2015, 1948
48 .....	1984
47 .....	2007
46 .....	1949
45 .....	2009, 1983

#### Game

9 .....	Vs. N.Y. Giants, Oct. 17, 1948
8 .....	At Minnesota, Oct. 6, 1963
	Vs. N.Y. Bulldogs, Nov. 13, 1949
	Vs. Detroit, Nov. 7, 1948

#### Both Teams/Game

14 .....	Cardinals 9 at N.Y. Giants 5, Oct. 17, 1948
12 .....	Cardinals 6 vs. New Orleans 6, Nov. 2, 1969
11 .....	Cardinals 5 vs. New Orleans 6, Dec. 18, 2016
	Cardinals 4 at N.Y. Jets 7, Sept. 28, 2008
	Cardinals 6 vs. Philadelphia 5, Dec. 16, 1962

### MOST FGS ATTEMPTED

#### Season

45 .....	2005
40 .....	2017, 1966
39 .....	1995, 1967
38 .....	1964

#### Game

9 .....	At Pittsburgh, Sept. 24, 1967
7 .....	At Atlanta, Dec. 9, 1973
	At Atlanta, Dec. 11, 1966
6 .....	11 times, most recently vs. Denver, Dec. 12, 2010

### MOST FGS MADE

#### Season

43 .....	2005
32 .....	2017
30 .....	2013, 1995
29 .....	2014
28 .....	2015, 2006
27 .....	1967

#### Game

7 .....	At Pittsburgh, Sept. 24, 1967
6 .....	Vs. San Francisco, Oct. 2, 2005 (Mexico City)
	At Atlanta, Dec. 9, 1973
5 .....	At Washington, Dec. 17, 2017
	Vs. St. Louis, Oct. 4, 2015
	Vs. Denver, Dec. 12, 2010
	Vs. Green Bay, Sept. 19, 1976
	Vs. Philadelphia, Dec. 13, 1964
	<b>*Ties NFL record</b>

#### Both Teams/Game

*9 .....	Cardinals 4 vs. San Francisco 5, Oct. 1, 2017
8 .....	Cardinals 4 at Cleveland 4, Sept. 20, 1964
7 .....	Cardinals 4 at Atlanta 3, Nov. 18, 2012
	Cardinals 5 vs. Denver 2, Dec. 12, 2010
	Cardinals 3 at Baltimore 4, Sept. 23, 2007
	Cardinals 1 at Atlanta 6, Oct. 1, 2006
	Cardinals 4 at Seattle 3, Sept. 25, 2005
	Cardinals 3 at Miami 4, Sept. 12, 1999
	Cardinals 2 at Philadelphia 5, Dec. 22, 1996
	Cardinals 3 vs. Chicago 4, Nov. 27, 1994
	Cardinals 6 at Atlanta 1, Dec. 9, 1973
	Cardinals 7 at Pittsburgh 0, Sept. 24, 1967
	<b>*NFL record</b>

### CONSECUTIVE GAMES SCORING FGS

19 ..	Game 16 in 2004–Game 2 in 2006
	Game 4 in 1966–Game 8 in 1967

### HIGHEST SCORE BY QUARTERS

#### First Quarter

27 ....	Vs. Green Bay, Nov. 27, 1949
---------	------------------------------

#### Second Quarter

31 ....	Vs. N.Y. Bulldogs, Nov. 13, 1949
---------	----------------------------------

#### Third Quarter

35 ....	Vs. Boston, Oct. 24, 1948
---------	---------------------------

#### Fourth Quarter

28 ....	Vs. Tampa Bay, Nov. 8, 1987
	Vs. Philadelphia, Dec. 7, 1947
	Vs. Pittsburgh, Nov. 30, 1969
	At Minnesota, Oct. 6, 1963
	Vs. Baltimore, Oct. 2, 1950

### SCORE BY QUARTERS BOTH TEAMS

#### First Quarter

28 ....	Cardinals 0 at Minnesota 28
	Oct. 9, 2011
	Cardinals 21 vs. San Francisco 7, Sept. 10, 2006
	Cardinals 14 at Dallas 14, Nov. 23, 1967

#### Second Quarter

47 ....	Cardinals 27 vs. Philadelphia 20, Dec. 13, 1964
---------	---

#### Third Quarter

35 ....	Cardinals 14 at Dallas 21, Sept. 28, 1975
	Cardinals 35 vs. Boston 0, Oct. 24, 1948

#### Fourth Quarter

42 ....	Cardinals 28 at Philadelphia 14, Dec. 7, 1947
---------	---

### SCORE BY HALVES

#### First Half

42 ....	At N.Y. Giants, Oct. 17, 1948
38 ....	At Washington, Dec. 22, 1950
	At N.Y. Bulldogs, Nov. 13, 1949
37 ....	Vs. San Diego, Nov. 20, 1983
35 ....	At Cleveland, Sept. 26, 1965
	Vs. Pittsburgh, Nov. 1, 1959

#### Second Half

48 ....	Vs. Baltimore, Oct. 2, 1950
42 ....	At Philadelphia, Dec. 7, 1947
38 ....	Vs. Dallas, Dec. 9, 1962
35 ....	At N.Y. Jets, Sept. 28, 2008
	Vs. Pittsburgh, Nov. 30, 1969
	At Minnesota, Oct. 6, 1963
	Vs. Boston, Oct. 24, 1948





## TEAM FIRST DOWN RECORDS

## MOST FIRST DOWNS

## Season

373 .....	2015
368 .....	2016
345 .....	1984
336 .....	1988
329 .....	2013

## Game

33 ... At N.Y. Jets, Sept. 28, 2008
32 ... At Washington, Nov. 11, 1996 (OT) At N.Y. Bulldogs, Nov. 13, 1949
31 ... Vs. Washington, Nov. 16, 1975
30 ... At Seattle, Nov. 15, 2015 At Green Bay, Jan. 2, 2000 At L.A. Rams, Oct. 2, 1988 Vs. Philadelphia, Dec. 16, 1962

## Both Teams/Game

59 ... Cardinals 26 vs. New Orleans 33, Dec. 18, 2016
57 ... Cardinals 32 at Washington 25, Nov. 10, 1996 (OT)
56 ... Cardinals 24 at Tennessee 32, Dec. 15, 2013 (OT) Cardinals 33 at N.Y. Jets 23, Sept. 28, 2008 Cardinals 30 at Green Bay 26, Jan. 2, 2000 Cardinals 25 at Washington, 31, Nov. 22, 1998

MOST FIRST DOWNS  
RUSHING

## Season

145 .....	1979
140 .....	1976
135 .....	1981, 1948
131 .....	1975

## Game

23 .... At New Orleans, Oct. 5, 1980
19 .... Vs. Green Bay, Dec. 5, 1948
18 .... Vs. Minnesota, Nov. 4, 1979
17 .... At N.Y. Giants, Dec. 12, 1976 At Philadelphia, Sept. 22, 1963

## Both Teams/Game

28 .... Cardinals 17 at N.Y. Giants 11, Dec. 12, 1976 Cardinals 8 at Cleveland 20, Nov. 12, 1958
27 .... Cardinals 9 at Oakland 18, Oct. 7, 1973 Cardinals 15 at Pittsburgh 12, Nov. 1, 1959 Cardinals 17 at N.Y. Bulldogs 10, Nov. 13, 1949

MOST FIRST DOWNS  
PASSING

## Season

237 .....	2015
231 .....	2008
229 .....	2016
224 .....	2005
215 .....	2009

## Game

26 .... At N.Y. Jets, Sept. 28, 2008
23 .... At Washington, Nov. 10, 1996 (OT) Vs. St. Louis, Sept. 29, 1996 (OT)
22 .... Vs. Atlanta, Dec. 23, 2007 Vs. Philadelphia, Dec. 13, 1964
21 .... At Green Bay, Jan. 2, 2000 Vs. New Orleans, Dec. 20, 1998 Vs. Dallas, Nov. 15, 1998 Vs. Atlanta, Nov. 26, 1995 (OT) Vs. Dallas, Nov. 11, 1984

## Both Teams/Game

40 .... Cardinals 26 at N.Y. Jets 14, Sept. 28, 2008
39 .... Cardinals 19 at Minnesota 20, Nov. 26, 2006 Cardinals 17 vs. Detroit 22, Nov. 18, 2001
37 .... Cardinals 17 vs. New Orleans 20, Dec. 18, 2016
35 .... Cardinals 12 at Tennessee 23, Dec. 15, 2013 (OT) Cardinals 22 vs. Atlanta 13, Dec. 23, 2007 Cardinals 21 vs. New Orleans 14, Dec. 20, 1998 Cardinals 19 vs. Philadelphia 16, Nov. 24, 1996

MOST FIRST DOWNS  
BY PENALTY

## Season

44 .....	2017, 2015, 2014
42 .....	2016, 2004
40 .....	2013
38 .....	1998
36 .....	1995

## Game

7 ... At San Francisco, Nov. 29, 2015 Vs. San Francisco, Sept. 21, 2014 At N.Y. Giants, Oct. 8, 1995 (OT)
6 ... Vs. Seattle, Nov. 9, 2017 At N.Y. Giants, Sept. 14, 2014 At Seattle, Dec. 22, 2013 At St. Louis, Dec. 3, 2006 At St. Louis, Sept. 27, 1998 At L.A. Rams, Sept. 4, 1994 Vs. Washington, Oct. 4, 1992

## Both Teams/Game

11 ... Cardinals 6 at St. Louis, 5, Dec. 3, 2006
10 ... Cardinals 6 at N.Y. Giants 4, Sept. 14, 2014 Cardinals 5 vs. Phila. 5, Oct. 10, 1976

## TEAM TOTAL YARDS RECORDS

## MOST YARDS GAINED

## Season

6,533 .....	2015
6,345 .....	1984
5,868 .....	2016
5,852 .....	2008
5,807 .....	1988

## Game

615 ..... At Washington, Nov. 10, 1996 (OT)
589 ..... Vs. Philadelphia, Dec. 16, 1962
579 ..... At N.Y. Giants, Oct. 17, 1948
572 ..... At N.Y. Bulldogs, Nov. 13, 1949

## Both Teams/Game

1,087 ... Cardinals 589 vs. Philadelphia 498, Dec. 16, 1962
1,031 ... Cardinals 615 at Washington 416, Nov. 10, 1996 (OT)
997 ... Cardinals 445 vs. Miami 552, Sept. 30, 1984
986 ... Cardinals 478 vs. New Orleans 508, Nov. 2, 1969

## TEAM RUSHING RECORDS

## MOST YARDS RUSHING

## Season

2,583 .....	1979
2,560 .....	1948
2,402 .....	1975
2,356 .....	1960

## Game

330 ... At New Orleans, Oct. 5, 1980
325 ... Vs. Minnesota, Nov. 4, 1979
320 ... At Green Bay, Oct. 10, 1948
319 ... Vs. N.Y. Bulldogs, Oct. 30, 1949
316 ... At Minnesota, Nov. 6, 1977

## Both Teams/Game

489 ... Cardinals 308 vs. N.Y. Giants 181, Oct. 30, 1949
---

480 ... Cardinals 148 vs. Cleveland 332, Nov. 12, 1958
465 ... Cardinals 216 at N.Y. Giants 249, Nov. 30, 1947

## HIGHEST AVERAGE

## Season

4.87 .....	1960
4.82 .....	1948
4.73 .....	1985
4.66 .....	1970

## MOST ATTEMPTS RUSHING

## Season

580 .....	1976
566 .....	1979

559 .....	1936
555 .....	1975
554 .....	1978

## Game

70 ... Vs. Green Bay, Dec. 5, 1948
69 ... Vs. Green Bay, Nov. 6, 1936

## Opponent/Game

60 ... At N.Y. Giants, Dec. 4, 1977
-------------------------------------

## Both Teams/Game

*108 ... Cardinals 70 vs. Green Bay 38, Dec. 5, 1948
101 ... Cardinals 69 vs. Green Bay 32, Dec. 6, 1936
*NFL record

## TEAM PASSING RECORDS

## MOST NET YARDS PASSING

## Season

4,674 .....	2008
4,616 .....	2015
4,437 .....	2005
4,257 .....	1984
4,136 .....	2016

## Game

507 ... At Washington, Nov. 10, 1996 (OT)
468 ... At Chicago, Dec. 11, 1949
456 ... Vs. San Francisco, Nov. 25, 2007 (OT)
448 ... Vs. Dallas, Nov. 15, 1998
444 ... At Washington, Dec. 16, 1984

## Both Teams/Game

834 ... Cardinals 415 vs. Philadelphia 419, Dec. 16, 1962
757 ... Cardinals 328 vs. Detroit 429, Nov. 18, 2001
748 ... Cardinals 280 at Chicago Bears 468, Dec. 11, 1949
740 ... Cardinals 329 vs. Philadelphia 411, Oct. 26, 2014
728 ... Cardinals 308 vs. Miami 428, Sept. 30, 1984

**MOST GROSS YARDS  
PASSING**

Season	
4,875 .....	2008
4,775 .....	2015
4,723 .....	2005
4,634 .....	1984
4,425 .....	2016
Game	
522 ... At Washington, Nov. 10, 1996 (OT)	
486 ... Vs. San Francisco, Nov. 25, 2007 (OT)	
472 ... At N.Y. Jets, Sept. 28, 2008	
468 ... At Washington, Dec. 16, 1984	
465 ... Vs. Dallas, Nov. 15, 1998	

**MOST PASS ATTEMPTS**

Season	
670 .....	2005
646 .....	2016
630 .....	2008
613 .....	1996
608 .....	2012
Game	
61.... At San Diego, Sept. 20, 1987	
59.... At Washington, Nov. 10, 1996 (OT)	
58.... Vs. St. Louis, Sept. 29, 1996 (OT)	
..... At Cleveland, Sept. 18, 1994	
57.... At N.Y. Jets, Sept. 28, 2008	
..... At Green Bay, Jan. 2, 2000	

**Both Teams/Game**

104.... Cardinals 42 vs. Philadelphia 62, Oct. 26, 2014	
96 .... Cardinals 41 at St. Louis 55, Sept. 12, 2010	
95 .... Cardinals 33 vs. Detroit 62, Nov. 18, 2001	
..... Cardinals 59 at Washington 36, Nov. 10, 1996 (OT)	
94 .... Cardinals 42 at Pittsburgh 52, Dec. 13, 1958	
92 .... Cardinals 51 at Minnesota 41, Nov. 26, 2006	

**MOST PASS COMPLETIONS**

Season	
419 .....	2005
418 .....	2008
392 .....	2009
383 .....	2016
363 .....	2013
Game	
40.... At N.Y. Jets, Sept. 28, 2008	
37.... Vs. St. Louis, Sept. 29, 1996 (OT)	
..... At Washington, Dec. 16, 1984	
36.... At Carolina, Oct. 26, 2008	
35.... At Carolina, Oct. 30, 2016	
..... Vs. Atlanta, Dec. 23, 2007	
..... Vs. San Francisco, Nov. 25, 2007 (OT)	
..... At Green Bay, Jan. 2, 2000	
..... At Washington, Nov. 10, 1996 (OT)	

**Both Teams/Game**

65 .... Cardinals 28 vs. New Orleans 37, Dec. 18, 2016	
64 .... Cardinals 40 at N.Y. Jets 24, Sept. 28, 2008	
63 .... Cardinals 35 vs. Atlanta 28, Dec. 23, 2007 (OT)	
61 .... Cardinals 26 vs. Houston 35, Oct. 11, 2009	
60 .... Cardinals 35 vs. San Francisco 25, Nov. 25, 2007	
..... Cardinals 27 at St. Louis 33, Nov. 20, 2005	

**HIGHEST COMPLETION PCT.**

Season	
66.3 .....	2008 (418-630)
66.0 .....	2009 (392-594)
63.2 .....	2013 (363-574)
62.8 .....	2015 (353-562)
62.5 .....	2005 (419-670)

**Game (min. 15 attempts)**

84.4 .... Vs. St. Louis, Dec. 8, 2013 (27-32)	
..... At Jacksonville, Sept. 20, 2009 (27-32)	
82.4 .... At N.Y. Jets, Nov. 23, 1975 (14-17)	
81.8 .... At Atlanta, Jan. 2, 1994 (27-33)	
81.3 .... At Philadelphia, Oct. 1, 1961 (13-16)	
80.4 .... At Washington, Dec. 16, 1984 (37-46)	

**TEAM INTERCEPTION RECORDS****MOST PASSES  
INTERCEPTED**

Season	
33 .....	1956, 1949
29 .....	1955
28 .....	1983
Game	
7 .... At N.Y. Bulldogs, Nov. 13, 1949	
6 .... At Cleveland, Sept. 26, 1965	
..... At Philadelphia, Oct. 21, 1956	
..... Vs. Detroit, Sept. 30, 1946	

**Both Teams/Game**

11.... Cardinals 8 vs. Philadelphia 3,	
..... Sept. 24, 1950	

**MOST YARDS  
INTERCEPTION RETURNS**

Season	
551 .....	2007
486 .....	1949
459 .....	1961
451 .....	1956

**Game**

186 ... Vs. Detroit, Dec. 16, 2012	
161 .. At Pittsburgh, Sept. 26, 1955	
158 ... At Green Bay, Oct. 16, 1949	
155 .. At Cincinnati, Nov. 18, 2007	
134 .. Vs. St. Louis, Dec. 30, 2007	

**TEAM PENALTY RECORDS****MOST PENALTIES**

Season	
145 .....	2005
137 .....	2007
128 .....	1994
124 .....	2004
119 .....	1995
Opponent/Season	
139 .....	2004
130 .....	2015, 2014
129 .....	2017
123 .....	2016
122 .....	2011
118 .....	2007

**Game**

16 .... Vs. Green Bay, Sept. 13, 1936	
15 .... Vs. Philadelphia, Oct. 10, 1976	
..... Vs. Philadelphia, Nov. 2, 1958	

**Opponent/Game**

15 .... Vs. Philadelphia, Nov. 2, 1997	
..... At Detroit, Sept. 17, 1995	
..... Vs. Philadelphia, Nov. 30, 1952	

**Both Teams/Game**

27 .... Cardinals 12 vs. Philadelphia 15,	
..... Nov. 30, 1952	
26 .... Cardinals 15 vs. Philadelphia 11,	
..... Oct. 10, 1976	

**MOST YARDS PENALIZED**

Season	
1,183 .....	2005
1,128 .....	2007
1,090 .....	1994
1,004 .....	2011
954 .....	1979

**Game**

166 .... Vs. Dallas, Oct. 9, 1977	
150 .... Vs. N.Y. Giants, Sept. 11, 1994	
140 .... At Chicago, Dec. 16, 1951	
..... Vs. Baltimore, Oct. 2, 1950	

**TEAM PUNTING RECORDS****MOST PUNTS**

Season	
112 .....	2012
102 .....	1978
100 .....	1980
99 .....	2004
98 .....	1994
Opponent/Season	
97 .....	2004
95 .....	2017
94 .....	1997, 1978
93 .....	2012
92 .....	2011
90 .....	1994, 1979

**Game**

16 .... At Detroit, Sept. 15, 1940	
..... Vs. Chicago, Nov. 30, 1933	

**Opponent/Game**

14 .... Vs. Cincinnati, Nov. 12, 1933	
13 .... At Detroit, Sept. 15, 1940	
..... Vs. Chicago, Nov. 30, 1933	

**HIGHEST AVERAGE**

Season	
48.6 .....	2018
47.3 .....	2017
47.0 .....	2009
46.5 .....	2012
45.7 .....	2013
45.0 .....	2011
44.9 .....	1960
44.7 .....	1991, 1961
Game (min. 4 punts)	
54.7 ... Vs. San Francisco, Sept. 13, 2009	
54.0 ... Vs. Seattle, Sept. 14, 2003	
53.3 ... At Pittsburgh, Oct. 13, 1957	
53.2 ... Vs. Atlanta, Oct. 20, 1991	



## TEAM PUNT RETURN RECORDS

### MOST PUNT RETURNS

Season	
64 .....	1962
63 .....	1964
61 .....	1958
58 .....	1983

#### Game

9... Vs. Philadelphia, Dec. 24, 2005  
Vs. Chicago, Nov. 29, 1959

#### Both Teams/Game

- 14... Cardinals 9 vs. Philadelphia 5,  
Dec. 24, 2005  
Cardinals 6 vs. N.Y. Giants 8,  
Dec. 15, 1974  
Cardinals 7 vs. N.Y. Giants 7,  
Nov. 1, 1953  
13... Four times, most recently Cardinals 4  
vs. Tennessee 9, Oct. 23, 2005

### MOST PUNT RETURN YARDS

Season	
696 .....	2011
669 .....	1948
550 .....	1987
548 .....	1959
546 .....	1949

#### Game

164 .... Vs. N.Y. Giants, Nov. 22, 1959  
155 .... Vs. Pittsburgh, Nov. 1, 1959  
152 .... At New England, Nov. 2, 1975

#### Both Teams/Game

- 205 .... Cardinals 164 vs. N.Y. Giants 41,  
Nov. 22, 1959  
184 .... Cardinals 95 at St. Louis 89,  
Nov. 27, 2011  
181 .... Cardinals 32 at N.Y. Giants 149,  
Oct. 14, 1951  
172 .... Cardinals 87 at Detroit 85,  
Oct. 5, 1986

### HIGHEST PUNT RETURN AVG.

Season	
19.1 .....	1948
18.2 .....	1949

#### Game (3 attempts)

- 47.7 .. At New Orleans, Sept. 29, 1968  
(3-143)  
36.3 .. Vs. Tampa Bay, Dec. 21, 1986  
(4-145)  
32.8 .. Vs. N.Y. Giants, Nov. 22, 1959  
(5-164)

## TEAM KICKOFF RETURN RECORDS

### MOST KICKOFF RETURNS

Season	
86 .....	2000
84 .....	2010
83 .....	1989
82 .....	2003
81 .....	2002

#### Game

10... At New England, Dec. 21, 2008

#### Both Teams/Game

- 16... Cardinals 6 at N.Y. Giants 10,  
Oct. 17, 1948  
16... Cardinals 8 at Cleveland 8,  
Sept. 20, 1964

### MOST KICKOFF RETURN YARDS

Season	
2,296 .....	2000
2,084 .....	2010
1,881 .....	2003
1,797 .....	2002
1,719 .....	2005

#### Game

282 .... Vs. Green Bay, Nov. 1, 1942  
252 .... At St. Louis, Sept. 28, 2003  
249 .... Vs. Philadelphia, Oct. 21, 1971  
241 .... At Green Bay, Dec. 21, 1969

#### Both Teams/Game

- 437 .... Cardinals 184 vs. Philadelphia 253,  
Nov. 24, 1996  
421 .... Cardinals 196 vs. Washington 225,  
Sept. 23, 1973  
412 .... Cardinals 232 vs. N.Y. Giants 180,  
Nov. 23, 2008  
405 .... Cardinals 180 at Cleveland 225,  
Sept. 20, 1964  
364 .... Cardinals 190 at Houston 174,  
Oct. 20, 1974

### HIGHEST KICKOFF RETURN AVERAGE

Season	
26.7 .....	2000
25.1 .....	1968, 1958
24.8 .....	2010, 1957
24.5 .....	1954

#### Game (3 attempts)

- 52.0 .... Vs. Pittsburgh, Oct. 31, 1954  
(3-156)  
43.3 .... At Minnesota, Nov. 12, 2000  
(4-173)  
41.8 .... At Tennessee, Nov. 29, 2009  
(4-167)  
40.3 .... At Seattle, Sept. 15, 2002  
(4-161)  
At Philadelphia, Sept. 19, 1965  
(3-121)  
37.2 .... Vs. N.Y. Giants, Sept. 26, 1954  
(6-223)

## TEAM FUMBLE RECORDS

### MOST FUMBLES

Season	
50 .....	1983
48 .....	1959
44 .....	1976
43 .....	1972

#### Opponent/Season

- 40 ..... 1986, 1979 |
- 39 ..... 1995, 1946 |
- 39 ..... 1991, 1950 |

#### Game

9.... At Washington, Oct. 25, 1976  
8.... At Pittsburgh, Nov. 26, 1961  
At N.Y. Giants, Sept. 17, 1961  
At Cleveland, Nov. 27, 1938

#### Opponent/Game

8 .... Vs. Seattle, Oct. 29, 1995 (OT)  
7 .... Vs. Pittsburgh, Sept. 16, 1979  
At Pittsburgh, Dec. 1, 1968

#### Both Teams/Game

- 14 .... Cardinals 8 at N.Y. Giants 6,  
Sept. 17, 1961  
13 .... Cardinals 9 at Washington 4, Oct. 25,  
1976  
12 .... Twice, most recently Cardinals 8 at  
Pittsburgh 4, Nov. 26, 1961

### FEWEST FUMBLES

Season	
15 .....	1965
16 .....	2014
17 .....	1982, 1943
19 .....	2017, 1941
Fewest Fumbles Lost	
5 .....	2014, 1943
7 .....	2017, 1965
9 .....	2013, 2011, 1974

## TEAM MISCELLANEOUS RECORDS

### MOST CONSECUTIVE

#### Victories

- 11 ..... 1948-49 |
- 10 ..... 1925 |

#### Season-Opening Victories

- 7 ..... 1974, 1922 |

#### Season-Opening Defeats

- 10 ..... 1943 |

#### Shutouts

- 5 ..... 1922-23 |
- 3 ..... 1970 |

### HOME ATTENDANCE

#### Season

- 518,652 ..... 2016 |
- 516,646 ..... 2007 |
- 513,741 ..... 2017 |
- 513,487 ..... 2015 |
- 512,775 ..... 2008 |
- 508,829 ..... +2006 |
- 505,143 ..... 2009 |
- 500,097 ..... 2010 |
- 497,330 ..... 1994 |
- 496,111 ..... 2018 |
- 495,835 ..... 2014 |
- 489,455 ..... 2011 |
- 488,271 ..... 2013 |
- 487,125 ..... 2012 |
- 472,937 ..... #1988 |

#### #Inaugural season in Arizona

+First season at University of Phoenix Stadium

#### Game

- 103,367 ...Vs. San Francisco, Oct. 2, 2005\*
- 73,025...Vs. Dallas, Sept. 19, 1993
- 72,439...Vs. Dallas, Nov. 22, 1992
- 72,394...Vs. Dallas, Dec. 25, 1995
- 71,670...Vs. San Diego, Dec. 27, 1998
- 71,233...Vs. Chicago, Oct. 28, 1990
- 71,023...Vs. Dallas, Oct. 23, 1994
- 70,993...Vs. San Francisco, Sept. 27, 1999
- 70,763...Vs. Dallas, Dec. 8, 1996
- 70,650...Vs. Philadelphia, Jan 18, 2009  
(NFC Championship Game)
- 70,060...Vs. Dallas, Sept. 7, 1997

\* Mexico City, NFL Record





## CARDINALS IN THE PLAYOFFS

Date	Game	Opponent	Result
Dec. 28, 1947	NFL Championship	vs. Philadelphia	W, 28-21
Dec. 19, 1948	NFL Championship	at Philadelphia	L, 0-7
Dec. 21, 1974	NFL Divisional Game	at Minnesota	L, 14-30
Dec. 27, 1975	NFL Divisional Game	at L.A. Rams	L, 23-35
Jan. 8, 1983	1st Round Super Bowl Tournament*	at Green Bay	L, 16-41
Jan. 2, 1999	NFC Wild Card	at Dallas	W, 20-7
Jan. 10, 1999	NFC Divisional Game	at Minnesota	L, 21-41
Jan. 3, 2009	NFC Wild Card	vs. Atlanta	W, 30-24
Jan. 10, 2009	NFC Divisional Game	at Carolina	W, 33-13
Jan. 18, 2009	NFC Championship	vs. Philadelphia	W, 32-25
Feb. 1, 2009	Super Bowl XLIII	vs. Pittsburgh	L, 23-27
Jan. 10, 2010	NFC Wild Card	vs. Green Bay	W, 51-45 (OT)
Jan. 16, 2010	NFC Divisional Game	at New Orleans	L, 14-45
Jan. 3, 2015	NFC Wild Card	at Carolina	L, 16-27
Jan. 16, 2016	NFC Divisional Game	vs. Green Bay	W, 26-20 (OT)
Jan. 24, 2016	NFC Championship	at Carolina	L, 15-49

\* As a result of the 1982 Players Strike that reduced the regular season to nine games, the NFL conducted a 16-team Super Bowl Tournament with the top eight teams from each conference

## INDIVIDUAL POSTSEASON RECORDS

### SCORING

#### Total Points

- 18.... Larry Fitzgerald vs. Philadelphia, Jan. 18, 2009  
 Mario Bates at Minnesota, Jan. 10, 1999  
 15.... Neil Rackers at Carolina, Jan. 10, 2009

#### Touchdowns

- 3.... Larry Fitzgerald vs. Philadelphia, Jan. 18, 2009  
 Mario Bates at Minnesota, Jan. 10, 1999  
 2.... Michael Floyd vs. Green Bay, Jan. 16, 2016  
 Early Doucet vs. Green Bay, Jan. 10, 2010  
 Larry Fitzgerald vs. Green Bay, Jan. 10, 2010  
 Larry Fitzgerald vs. Pittsburgh, Feb. 1, 2009 (SB XLIII)  
 Elmer Angsman vs. Philadelphia, Dec. 28, 1947  
 Charley Trippi vs. Philadelphia, Dec. 28, 1947

#### Field Goals Made

- 4.... Neil Rackers at Carolina, Jan. 10, 2009  
**Longest Field Goal**  
 49.... Neil Rackers vs. Philadelphia, Jan. 18, 2009  
 Neil Rackers at Carolina, Jan. 10, 2009  
 46.... Chris Jacke at Dallas, Jan. 2, 1999  
 33.... Neil Rackers at Carolina, Jan. 10, 2009

#### Field Goals Attempted

- 5.... Neil Rackers at Carolina, Jan. 10, 2009  
 4.... Neil O'Donoghue at Green Bay, Jan. 8, 1983

#### Extra Points Att./Made

- 6/6.... Neil Rackers vs. Green Bay, Jan. 10, 2010

### RUSHING

#### Rushing Yards

- 159 .. Elmer Angsman vs. Philadelphia, Dec. 28, 1947 (10 att.)  
 95.... Adrian Murrell at Dallas, Jan. 2, 1999 (12 att.)  
 91.... Beanie Wells vs. Green Bay, Jan. 10, 2010 (14 att.)  
 87.... Tim Hightower at New Orleans, Jan. 16, 2010 (6 att.)  
 84.... Charley Trippi vs. Philadelphia, Dec. 28, 1947 (11 att.)

#### Rushing Attempts

- 20.... Edgerrin James at Carolina, Jan. 10, 2009  
 17.... Tim Hightower at Carolina, Jan. 10, 2009  
 16.... Edgerrin James vs. Philadelphia, Jan. 18, 2009  
 Edgerrin James vs. Atlanta, Jan. 3, 2009

#### Touchdowns Rushing

- 3.... Mario Bates at Minnesota, Jan. 10, 1999  
 2.... Elmer Angsman vs. Philadelphia, Dec. 28, 1947

#### Rushing Average (min. 10 att.)

- 15.9 .. Elmer Angsman vs. Philadelphia, Dec. 28, 1947 (10 att., 159 yards)  
 7.9 ... Adrian Murrell at Dallas, Jan. 2, 1999 (12 att., 95 yards)  
 7.6 ... Charley Trippi vs. Philadelphia, Dec. 28, 1947 (11 att., 84 yards)

#### Longest Run

- 74.... Adrian Murrell at Dallas, Jan. 2, 1999  
 70t... Tim Hightower at New Orleans, Jan. 16, 2010  
 Elmer Angsman vs. Philadelphia, Dec. 28, 1947  
 70.... Elmer Angsman vs. Philadelphia, Dec. 28, 1947

### PASSING

#### Passing Yards

- 385 .. Neil Lomax at Green Bay, Jan. 8, 1983 (32 comp., 51 att.)  
 379 .. Kurt Warner vs. Green Bay, Jan. 10, 2010 (29 comp., 33 att.)  
 377 .. Kurt Warner vs. Pittsburgh, Feb. 1, 2009 (SB XLIII) (31 comp., 43 att.)  
 349 .. Carson Palmer vs. Green Bay, Jan. 16, 2016 (25 comp., 41 att.)  
 291 .. Jim Hart at L.A. Rams, Dec. 27, 1975 (22 comp., 41 att.)

#### Pass Attempts

- 51 .. Neil Lomax at Green Bay, Jan. 8, 1983 (32 comp., 385 yards)  
 43 .. Kurt Warner vs. Pittsburgh, Feb. 1, 2009 (SB XLIII) (31 comp., 377 yards)  
 41 .. Carson Palmer vs. Green Bay, Jan. 16, 2016 (25 comp., 349 yards)  
 Jake Plummer at Minnesota, Jan. 10, 1999 (23 comp., 242 yards)  
 Jim Hart at L.A. Rams, Dec. 27, 1975 (22 comp., 291 yards)

#### Pass Completions

- 32 .. Neil Lomax at Green Bay, Jan. 8, 1983 (51 att., 385 yards)  
 31 .. Kurt Warner vs. Pittsburgh, Feb. 1, 2009 (SB XLIII) (43 att., 377 yards)  
 29 .. Kurt Warner vs. Green Bay, Jan. 10, 2010 (33 att., 379 yards)  
 25 .. Carson Palmer vs. Green Bay, Jan. 16, 2016 (41 att., 349 yards)

#### Touchdown Passes

- 5 .. Kurt Warner vs. Green Bay, Jan. 10, 2010  
 4 .. Kurt Warner vs. Philadelphia, Jan. 18, 2009  
 3 .. Carson Palmer vs. Green Bay, Jan. 16, 2016  
 Kurt Warner vs. Pittsburgh, Feb. 1, 2009 (SB XLIII)

#### Passes Had Intercepted

- 4 .. Carson Palmer at Carolina, Jan. 24, 2016  
 3 .. Jim Hart at L.A. Rams, Dec. 27, 1975

#### Completion Percentage

- 87.9 Kurt Warner vs. Green Bay, Jan. 10, 2010 (29 comp., 33 att., 379 yards)  
 75.0 Kurt Warner vs. Philadelphia, Jan. 18, 2009 (21 comp., 28 att., 279 yards)  
 72.1 Kurt Warner vs. Pittsburgh, Feb. 1, 2009 (31 comp., 43 att., 377 yards) (SB XLIII)

#### Longest Completion

- 75 .. Carson Palmer to Larry Fitzgerald vs. Green Bay, Jan. 16, 2016  
 71t... Kurt Warner to Anquan Boldin vs. Atlanta, Jan. 3, 2009  
 64t.. Kurt Warner to Larry Fitzgerald vs. Pittsburgh, Feb. 1, 2009 (SB XLIII)  
 62t.. Kurt Warner to Larry Fitzgerald vs. Philadelphia, Jan. 18, 2009  
 59 .. Jake Plummer to Frank Sanders at Dallas, Jan. 2, 1999

#### Most Times Sacked

- 5 .. Neil Lomax for 38 yards at Green Bay, Jan. 8, 1983

### RECEIVING

#### Receptions

- 9 .. David Johnson at Carolina, Jan. 24, 2016 (68 yards)  
 Larry Fitzgerald vs. Philadelphia, Jan. 18, 2009 (152 yards)  
 8 .. Larry Fitzgerald vs. Green Bay, Jan. 16, 2016 (176 yards)  
 Early Doucet at New Orleans, Jan. 16, 2010 (68 yards)  
 Anquan Boldin vs. Pittsburgh, Feb. 1, 2009 (84 yards) (SB XLIII)  
 Larry Fitzgerald at Carolina, Jan. 10, 2009 (166 yards)



- 7 .. Steve Breaton vs. Green Bay, Jan. 10, 2010 (125 yards)  
 Larry Fitzgerald vs. Pittsburgh, Feb. 1, 2009 (127 yards) (SB XLIII)  
 Roy Green at Green Bay, Jan. 8, 1983 (113 yards)

## Receiving Yards

- 176 . Larry Fitzgerald vs. Green Bay, Jan. 16, 2016 (8 rec.)  
 166 . Larry Fitzgerald at Carolina, Jan. 10, 2009 (8 rec.)  
 152 . Larry Fitzgerald vs. Philadelphia, Jan. 18, 2009 (9 rec.)  
 127 . Larry Fitzgerald vs. Pittsburgh, Feb. 1, 2009 (7 rec.) (SB XLIII)  
 125 . Steve Breaton vs. Green Bay, Jan. 10, 2010 (7 rec.)

## Touchdowns Receiving

- 3 .. Larry Fitzgerald vs. Philadelphia, Jan. 18, 2009  
 2 .. Michael Floyd vs. Green Bay, Jan 16, 2016  
 Early Doucet vs. Green Bay, Jan. 10, 2010  
 Larry Fitzgerald vs. Green Bay, Jan. 10, 2010  
 Larry Fitzgerald vs. Pittsburgh, Feb. 1, 2009 (SB XLIII)

## COMBINATION YARDAGE

### Combined Yardage

- 229 .. Terry Metcalf at L.A. Rams, Dec. 27, 1975 (27 rush, 94 rec., 3 punt ret., 105 KO ret.)

## PUNTING

### Most Punts

- 9 .. Drew Butler at Carolina, Jan. 3, 2015 (34.8 avg.)  
 8 .. Scott Player at Dallas, Jan. 2, 1999 (37.9 avg.)  
 Ray Mallouf vs. Philadelphia, Dec. 28, 1947  
 Ray Mallouf at Philadelphia, Dec. 19, 1948

## Punting Average

- 49.0 .. Drew Butler vs. Green Bay, Jan. 16, 2016 (3 punts)  
 48.8 .. Drew Butler at Carolina, Jan. 24, 2016 (4 punts)  
 43.5 .. Ben Graham at New Orleans, Jan. 16, 2010 (6 punts)  
 43.5 .. Ben Graham at Carolina, Jan. 10, 2009 (4 punts)

## INTERCEPTIONS

### Most Interceptions

- 2 .. Aeneas Williams at Dallas, Jan. 2, 1999 (0 yards)  
 John Cochran at Philadelphia, Dec. 19, 1948 (20 yards)

### Interception Return Yardage

- 72 .. Patrick Peterson at Carolina, Jan. 24, 2016 (1 INT)  
 50 .. Antonio Cromartie at Carolina, Jan. 3, 2015 (1 INT)  
 47 .. Antrel Rolle at Carolina, Jan. 10, 2009 (1 INT)  
 Aeneas Williams at Minnesota, Jan. 10, 1999 (1 INT)

### Longest Interception Return

- 72 .... Patrick Peterson at Carolina, Jan. 24, 2016  
 50 .... Antonio Cromartie at Carolina, Jan. 3, 2015  
 47 .... Antrel Rolle at Carolina, Jan. 10, 2009  
 Aeneas Williams at Minnesota, Jan. 10, 1999

## PUNT RETURNS

### Total Punt Returns

- 3 .... Steve Breaston at Carolina, Jan. 10, 2009 (15 yards)  
 Eric Metcalf at Dallas, Jan. 2, 1999 (11 yards)  
 Terry Metcalf at Minnesota, Dec. 21, 1974 (18 yards)

### Punt Return Yardage

- 102 .. Charley Trippi vs. Philadelphia, Dec. 28, 1947 (2 returns)  
 37 .... John Cochran vs. Philadelphia, Dec. 28, 1947 (1 return)  
 36 .... Eric Metcalf at Minnesota, Jan. 10, 1999 (1 return)

## Longest Punt Return

- 75t ... Charley Trippi vs. Philadelphia, Dec. 28, 1947  
 37 .... John Cochran vs. Philadelphia, Dec. 28, 1947  
 36 .... Eric Metcalf at Minnesota, Jan. 10, 1999

## Punt Return Average

- 51.0 . Charley Trippi vs. Philadelphia, Dec. 28, 1947 (2 ret., 102 yards)  
 37.0 . John Cochran vs. Philadelphia, Dec. 28, 1947 (1 ret., 37 yards)  
 36.0 . Eric Metcalf at Minnesota, Jan. 10, 1999 (1 ret., 36 yards)

## KICKOFF RETURNS

### Total Kickoff Returns

- 5 .... LaRod Stephens-Howling at New Orleans, Jan. 16, 2010 (139 yards)  
 4 .... LaRod Stephens-Howling vs. Green Bay, Jan. 10, 2010 (85 yards)  
 J.J. Arrington vs. Pittsburgh, Feb. 1, 2009 (82 yards) (SB XLIII)  
 J.J. Arrington vs. Atlanta, Jan. 3, 2009 (74 yards)

### Kickoff Return Yardage

- 139 .. LaRod Stephens-Howling at New Orleans, Jan. 16, 2010 (5 returns)  
 105 .. Stump Mitchell at Green Bay, Jan. 8, 1983 (3 returns)  
 Terry Metcalf at L.A. Rams, Dec. 27, 1975 (3 returns)

### Longest Kickoff Return

- 67 .... Terry Metcalf at L.A. Rams, Dec. 27, 1975  
 48 .... Ted Ginn, Jr. at Carolina, Jan. 3, 2015  
 46 .... Boris Dimancheff vs. Philadelphia, Dec. 28, 1947

### Kickoff Return Average

- 35.0 . Stump Mitchell at Green Bay, Jan. 8, 1983 (3 returns-105 yards)  
 Terry Metcalf at L.A. Rams, Dec. 27, 1975 (3 returns-105 yards)

## TEAM POSTSEASON RECORDS

## SCORING

### Most Points Scored

- 51 .. Vs. Green Bay, Jan. 10, 2010 (OT)  
 33 .. At Carolina, Jan. 10, 2009  
 32 .. Vs. Philadelphia, Jan. 18, 2009  
 30 .. Vs. Atlanta, Jan. 3, 2009  
 28 .. Vs. Philadelphia, Dec. 28, 1947

### Fewest Points Scored

- 0 .. At Philadelphia, Dec. 19, 1948  
 14 .. At Minnesota, Dec. 21, 1974  
 At New Orleans, Jan. 16, 2010

### Opponent/Most Points Scored

- 49 .. At Carolina, Jan. 24, 2016  
 45 .. At New Orleans, Jan. 16, 2010  
 Vs. Green Bay, Jan. 10, 2010 (OT)  
 41 .. At Minnesota, Jan. 10, 1999  
 At Green Bay, Jan. 8, 1983

### Opponent/Fewest Points Scored

- 7 .. At Dallas, Jan. 2, 1999  
 At Philadelphia, Dec. 19, 1948

### Most Decisive Win

- 33-13 .. At Carolina, Jan. 10, 2009  
 20-7 .. At Dallas, Jan. 2, 1999  
 32-25 .. Vs. Philadelphia, Jan. 18, 2009  
 28-21 .. Vs. Philadelphia, Dec. 28, 1947

### Most Decisive Loss

- 49-15 .. At Carolina, Jan. 24, 2016  
 45-14 .. At New Orleans, Jan. 16, 2010  
 41-16 .. At Green Bay, Jan. 8, 1983  
 41-21 .. At Minnesota, Jan. 10, 1999  
 30-14 .. At Minnesota, Dec. 21, 1974

### Most Points Combined

- \*96 .. Vs. Green Bay 45, Cardinals 51, Jan. 10, 2010 (OT)  
 64 .. At Carolina 49, Cardinals 15, Jan. 24, 2016  
 62 .. At Minnesota 41, Cardinals 21, Jan. 10, 1999  
 59 .. At New Orleans 45, Cardinals 14, Jan. 16, 2010  
 58 .. At L.A. Rams 35, Cardinals 23, Dec. 27, 1975

### \*NFL record

## FIRST DOWNS

### Most First Downs

- 30 .... Vs. Green Bay, Jan. 10, 2010 (OT)  
 27 .... At Green Bay, Jan. 8, 1983  
 23 .... Vs. Pittsburgh, Feb. 1, 2009 (SB XLIII)  
 At Minnesota, Jan. 10, 1999  
 22 .... At L.A. Rams, Dec. 27, 1975

### Most First Downs Rushing

- 8 .... At Carolina, Jan. 10, 2009  
 At Green Bay, Jan. 8, 1983  
 7 .... Vs. Green Bay, Jan. 10, 2010  
 At Minnesota, Jan. 10, 1999  
 Vs. Philadelphia, Dec. 28, 1947

### Most First Downs Passing

- 21 .... Vs. Green Bay, Jan. 10, 2010 (OT)  
 20 .... Vs. Pittsburgh, Feb. 1, 2009 (SB XLIII)  
 18 .... At Green Bay, Jan. 8, 1983  
 16 .... Vs. Green Bay, Jan. 16, 2016  
 At L.A. Rams, Dec. 27, 1975

### Most First Downs By Penalty

- 5 .... At Minnesota, Jan. 10, 1999  
 3 .... At Carolina, Jan. 10, 2009

## TOTAL YARDS

### Most Net Yards Gained

- 531 .... Vs. Green Bay, Jan. 10, 2010 (156 rush, 375 pass) OT  
 453 .... At Green Bay, Jan. 8, 1983 (106 rush, 347 pass)  
 407 .... Vs. Pittsburgh, Feb. 1, 2009 (33 rush, 374 pass) (SB XLIII)  
 369 .... Vs. Philadelphia, Jan. 18, 2009 (102 rush, 267 pass)  
 368 .... Vs. Green Bay, Jan. 16, 2016 (40 rush, 328 pass)

### Both Teams/Game

- 1,024 .. Vs. Green Bay 493, Cardinals 531, Jan. 10, 2010 (OT)  
 823 .... Vs. Philadelphia 454, Cardinals 369, Jan. 18, 2009



## RUSHING

### Most Rushing Attempts

43.....At Carolina, Jan. 10, 2009  
 39.....Vs. Philadelphia, Dec. 29, 1947  
 34.....At Philadelphia, Dec. 19, 1948  
 29.....Vs. Philadelphia, Jan. 18, 2009  
 At Dallas, Jan. 2, 1999

### Both Teams/Game

91.....At Philadelphia 57, Cardinals 34,  
 Dec. 19, 1948  
 76.....Vs. Philadelphia 37, Cardinals 39,  
 Dec. 29, 1947

### Most Yards Rushing

282 ....Vs. Philadelphia, Dec. 28, 1947  
 156 ....Vs. Green Bay, Jan. 10, 2010 (OT)  
 145 ....At Carolina, Jan. 10, 2009  
 133 ....At Dallas, Jan. 2, 1999  
 106 ....At Green Bay, Jan. 8, 1983

### Both Teams/Game

342 ....Vs. Philadelphia 60, Cardinals 282,  
 Dec. 28, 1947  
 332 ....At L.A. Rams 237, Cardinals 95,  
 Dec. 27, 1975  
 321 ....At Philadelphia 225, Cardinals 96,  
 Dec. 19, 1948

### Opponent/Fewest Yards Rushing

58.....Vs. Pittsburgh, Feb. 1, 2009 (SB XLIII)  
 60.....Vs. Atlanta, Jan. 3, 2009  
 Vs. Philadelphia, Dec. 28, 1947

## PASSING

### Most Net Yards Passing

375 ....Vs. Green Bay, Jan. 10, 2010 (OT)  
 374 ....Vs. Pittsburgh, Feb. 1, 2009 (SB XLIII)  
 347 ....At Green Bay, Jan. 8, 1983  
 328 ....At Green Bay, Jan. 16, 2016  
 271 ....Vs. Atlanta, Jan. 3, 2009

### Both Teams/Game

779 ....Vs. Green Bay 404, Cardinals 375,  
 Jan. 10, 2010 (OT)  
 624 ....Vs. Philadelphia 357, Cardinals 267,  
 Jan. 18, 2009

### Opponent/ Fewest Yards Passing

7.....At Philadelphia, Dec. 19, 1948

### Most Gross Yards Passing

385 ....At Green Bay, Jan. 8, 1983  
 379 ....Vs. Green Bay, Jan. 10, 2010 (OT)  
 377 ....Vs. Pittsburgh, Feb. 1, 2009 (SB XLIII)  
 335 ....Vs. Green Bay, Jan. 16, 2016  
 291 ....At L.A. Rams, Dec. 27, 1975

### Both Teams/Game

802 ....Vs. Green Bay 423, Cardinals 379,  
 Jan. 10, 2010 (OT)

### Opponent/Fewest Gross Passing Yards

7.....At Philadelphia, Dec. 19, 1948 (7 net)

### Most Pass Attempts

51.....At Green Bay, Jan. 8, 1983 (32 comp.)  
 43.....Vs. Pittsburgh, Feb. 1, 2009 (31 comp.)  
 (SB XLIII)  
 41.....At Carolina, Jan. 24, 2016 (23 comp.)  
 Vs. Green Bay, Jan. 16, 2016 (25 comp.)  
 At Minnesota, Jan. 10, 1999 (23 comp.)

### Most Pass Completions

32.... Vs. Pittsburgh, Feb. 1, 2009 (43 att.)  
 (SB XLIII)  
 At Green Bay, Jan. 8, 1983 (51 att.)  
 29 .... Vs. Green Bay, Jan. 10, 2010 (33 att.), OT  
 25.... Vs. Green Bay, Jan. 16, 2016 (41 att.)  
 24 .... At New Orleans, Jan. 16, 2010 (38 att.)

### Both Teams/Game

57.....Vs. Green Bay 28, Cardinals 29,  
 Jan. 10, 2010 (OT)  
 51.....At Green Bay 19, Cardinals 32,  
 Jan. 8, 1983

### Opponent/Fewest Pass Completions

2.... At Philadelphia, Dec. 19, 1948 (12 att.)  
 12.... At L.A. Rams, Dec. 27, 1975 (23 att.)

## SACKS

### Most QB Sacks By Cardinals

5.... Vs. Green Bay, Jan. 10, 2010 (OT)  
 4.... At Dallas, Jan. 2, 1999  
 3.... Vs. Pittsburgh, Feb. 1, 2009 (SB XLIII)  
 Vs. Atlanta, Jan. 3, 2009

## INTERCEPTIONS

### Most Pass INT By Cardinals

5 ....At Carolina, Jan. 10, 2009  
 (72 yards)  
 3 ....At Dallas, Jan. 2, 1999  
 (42 yards)  
 Vs. Philadelphia, Dec. 28, 1947  
 (45 yards)

### INT Return Yards By Cardinals

72....At Carolina, Jan. 24, 2016 (1 INT)  
 At Carolina, Jan. 10, 2009 (5 INT)  
 50....At Carolina, Jan. 3, 2015 (1 INT)  
 47....At Minnesota, Jan. 10, 1999 (1 INT)

## PENALTIES

### Most Penalties

13....At Minnesota, Jan. 10, 1999  
 11....Vs. Pittsburgh, Feb. 1, 2009  
 (SB XLIII)  
 10....Vs. Philadelphia, Dec. 28, 1947

### Fewest Penalties

1 ....At Minnesota, Dec. 21, 1974  
 3 ....Vs. Green Bay, Jan. 16, 2016  
 At New Orleans, Jan. 16, 2010  
 Vs. Philadelphia, Jan. 18, 2009

### Most Yards Penalized

106 ...Vs. Pittsburgh, Feb. 1, 2009  
 (SB XLIII)  
 97 ...Vs. Philadelphia, Dec. 29, 1947  
 78....At Green Bay, Jan. 8, 1983

## FUMBLES

### Most Fumbles

3 ....At Carolina, Jan. 24, 2016  
 (lost 3)  
 At Carolina, Jan. 3, 2015  
 (lost 1)  
 At New Orleans, Jan. 16, 2010  
 (lost 1)  
 Vs. Green Bay, Jan. 10, 2010  
 (lost 1), OT  
 At Green Bay, Jan. 8, 1983  
 (lost 2)  
 At L.A. Rams, Dec. 27, 1975  
 (lost 2)  
 At Philadelphia, Dec. 19, 1948  
 (lost 2)

### Opponent/Most Fumbles

5 ....At L.A. Rams, Dec. 27, 1975  
 (lost 3)

### Most Fumbles Lost

3 ....At Carolina, Jan. 24, 2016  
 (3 fumbles)  
 2 ....At Green Bay, Jan. 8, 1983  
 (3 fumbles)  
 At L.A. Rams, Dec. 27, 1975  
 (2 fumbles)  
 At Philadelphia, Dec. 19, 1948  
 (3 fumbles)

### Opponent/Most Fumbles Lost

3 ....At L.A. Rams, Dec. 27, 1975  
 (5 fumbles)

### Fumbles Returned For TD

1 ....Vs. Green Bay, Jan. 10, 2010 (OT)  
 Vs. Atlanta, Jan. 3, 2009

## PUNTING

### Most Punts

10....At Green Bay, Jan. 8, 1983  
 9 ....At Carolina, Jan. 3, 2015  
 8 ....At Dallas, Jan. 2, 1999  
 At Philadelphia, Dec. 19, 1948  
 Vs. Philadelphia, Dec. 29, 1947

### Opponent/Most Punts

8....Vs. Philadelphia, Dec. 28, 1947  
 6....At Dallas, Jan. 2, 1999

### Both Teams/Game

16....Vs. Philadelphia 8, Cardinals 8,  
 Dec. 28, 1947

### Fewest Punts

1 ....Vs. Green Bay, Jan. 10, 2010 (OT)  
 2 ....At Minnesota, Jan. 10, 1999  
 3 ....Vs. Green Bay, Jan. 16, 2016

### Both Teams/Game

2....Vs. Green Bay 1, Cardinals 1,  
 Jan. 10, 2010 (OT)

### Highest Average

49.0 .. Vs. Green Bay, Jan. 16, 2016 (3 punts)  
 48.8 .. At Carolina, Jan. 24, 2016 (4 punts)  
 43.5 .. At New Orleans, Jan. 16, 2010 (6 punts)  
 At Carolina, Jan. 10, 2009 (4 punts)

## PUNT RETURN

### Most Punt Returns

4 ....Vs. Philadelphia, Dec. 28, 1947  
 (150 yards)  
 3 ....At Carolina, Jan. 10, 2009  
 (15 yards)  
 At Dallas, Jan. 2, 1999 (11 yards)

### Both Teams/Game

8 ....Vs. Philadelphia 4, Cardinals 4,  
 Dec. 28, 1947

### Most Punt Return Yards

150 ...Vs. Philadelphia, Dec. 28, 1947  
 (4 ret.)  
 36....At Minnesota, Jan. 10, 1999 (1 ret.)

## KICKOFF RETURNS

### Most Kickoff Returns

7 ....At L.A. Rams, Dec. 27, 1975  
 At Green Bay, Jan. 8, 1983

### Most Kickoff Return Yards

191 ...At L.A. Rams, Dec. 27, 1975 (7 ret.)  
 178 ...At Green Bay, Jan. 8, 1983 (7 ret.)  
 139 ...At New Orleans, Jan. 16, 2010 (5 ret.)





## PLAYOFF GAME SUMMARIES

**NFC WILD CARD GAME**  
**CARDINALS 30, COWBOYS 7**  
 JANUARY 2, 1999  
 TEXAS STADIUM - (62,969)

Arizona's finest defensive performance of the season rewarded the Cardinals with their first postseason victory in 51 years (28-21 vs. Philadelphia in 1947 NFL Championship game) in their first postseason appearance in 23 years (1975) that came in a non-strike season. The Cardinals defeat the Dallas Cowboys 20-7 at Dallas Stadium, ended not only their playoff drought but their nine-game losing streak on the Cowboys home turf. It was just the second victory over Dallas in the last 17 meetings between the two teams. It was the first home-field loss for the Cowboys since 1983.

The Cardinals defense produced three interceptions, 15 passes defended (six by rookie cornerback Corey Chavous), four sacks, four tackles for a loss, and allowed QB Troy Aikman to complete just 22-of-49 passes for 191 yards. Arizona's defense held the Cowboys offense to just 260 total yards on the day. Outside linebacker Jamir Miller led the defense with 15 total tackles and two sacks while defensive end Andre Wadsworth also collected a pair of sacks. Pro Bowl cornerback Aeneas Williams grabbed two INTs and safety Tommy Bennett recorded one.

It was the defense that turned the tide of the game early. After Arizona jumped up to a 7-0 lead, the Cowboys were poised to tie the game, facing a fourth-and-one situation at Arizona's seven-yard line midway through the second quarter. Cardinals LB Mark Maddox dropped Dallas RB Emmitt Smith for a one-yard loss on the play and Arizona added a 37-yard Chris Jacke FG later in the quarter to give the Cards a 10-0 lead heading into halftime.

RB Adrian Murrell raced 74 yards to the Cowboys three-yard line on the second play of the third quarter, followed by a 3-yard TD pass from Jake Plummer to Larry Centers that gave the Cardinals a 17-0 lead that was never threatened. Another Jacke field goal from 46 yards out capped the scoring for the Cardinals in the fourth quarter. The Arizona defense's shutout bid ended with 3:33 remaining on a six-yard TD pass from Aikman to WR Billy Davis.

	1	2	3	4	OT	F
CARDINALS	7	3	7	3	—	20
COWBOYS	0	0	0	7	—	7

Team	Qtr.	Time	Scoring Play	Score
CARDS	1	2:47	Murrell 12-yard pass from Plummer (Jacke kick)	7-0
CARDS	2	0:19	Jacke 37-yard field goal	10-0
CARDS	3	13:44	Centers 3-yard pass from Plummer (Jacke kick)	17-0
CARDS	4	12:55	Jacke 46-yard field goal	20-0
Cowboys	4	3:33	Davis 6-yard pass from Aikman (Cunningham kick)	20-7

### STATISTICS

	AZ	DAL
First Downs	14	20
Rushes-Yards	29-133	20-96
Net Passing Yards	213	164
Total Net Yards	346	260
Passing (A-C-I)	36-19-2	49-22-3
Sacked by Opp.	0-0	4-27
Punts-Average	8-37.9	6-41.3
Fumbles-Lost	0-0	2-0
Penalties	7-55	5-35
Time of Possession	30:02	29:58

Weather: 48 degrees, Wind: N 28 mph

#### RUSHING

**CARDS:** Murrell 12-95; Bates 11-32; Centers 3-5; Plummer 3-1.

**Cowboys:** Smith 16-74; Williams 3-22; Aikman 1-0.

#### PASSING

**CARDS:** Plummer 19-36, 213 yds, 2 TD, 2 INT.

**Cowboys:** Aikman 22-49, 191 yds, TD, 3 INT.

#### RECEIVING

**CARDS:** Moore 5-41; Sanders 3-72; Metcalf 3-48; Centers 3-16, TD; Murrell 2-16, TD; Gedney 2-15; McWilliams 1-5.

**Cowboys:** Jeffers 7-92; Irvin 4-32; Davis 4-25, TD; Bjornson 2-12; Williams 2-6; Smith 1-10; Clay 1-9; Johnston 1-5.

**NFC DIVISIONAL PLAYOFF**  
**VIKINGS 41, CARDINALS 21**  
 JANUARY 10, 1999  
 METRODOME - (63,760)

Arizona's playoff run ended in Minnesota with a 41-21 loss to the high-scoring Vikings who turned three Cardinals turnovers into 17 points.

After the Vikings drove 80 yards in 13 plays in their opening possession to take a 7-0 lead on RB LeRoy Hoard's first rushing TD, interceptions of QB Jake Plummer on the first two possessions of the second quarter quickly turned into 10 points for a 17-0 Vikings advantage by the time the Cardinals had run five offensive plays. Minnesota, fielding the highest scoring offense in NFL history up to that point, registered 416 total net yards (228 passing, 188 rushing), cracking the 400-yard plateau for the ninth time and the 40-point mark for the fifth time. The Vikings also converted eight-of-11 third-down plays.

RBs Hoard and Robert Smith caused the most damage, with the former tallying three TD while the latter accounted for 124 rushing yards. Record setting rookie WR Randy Moss posted the other Minnesota TD. Vikings safety Robert Griffith recorded both INTs for the Vikings. Cardinals Pro Bowl cornerback Aeneas Williams gave the Cardinals, trailing 7-0, early life with an end zone INT and 47-yard return on the first play of the second quarter to thwart a Minnesota drive that reached Arizona's seven-yard line.

Short yardage back Mario Bates scored all three Arizona TDs on one-yard runs to set the team postseason single-game rushing TDs record. Arizona held Minnesota sackless for the second consecutive postseason game and for the third time in four weeks. The Cards were flagged for a season-high 13 penalties. RB Adrian Murrell contributed 15 rushes for 62 yards and three receptions for 52 yards. The Cardinals finished the season with 10 wins for the first time since 1976 (10-4).

	1	2	3	4	OT	F
CARDINALS	0	7	7	7	—	21
VIKINGS	7	17	10	7	—	41

Team	Qtr.	Time	Scoring Play	Score
Vikings	1	7:40	Hoard 1-yard run (Anderson kick)	0-7
Vikings	2	12:45	Glover 15-yard pass from Cunningham (Anderson kick)	0-14
Vikings	2	11:24	Anderson 34-yard field goal	0-17
CARDS	2	7:12	Bates 1-yard run (Jacke kick)	7-17
Vikings	2	0:24	Hoard 16-yard pass from Cunningham (Anderson kick)	7-24
CARDS	3	7:25	Bates 1-yard run (Jacke kick)	14-24
Vikings	3	3:59	Anderson 20-yard field goal	14-27
Vikings	3	1:31	Moss 2-yard pass from Cunningham (Anderson kick)	14-34
CARDS	4	11:45	Bates 1-yard run (Jacke kick)	21-34
Vikings	4	4:33	Hoard 6-yard run (Anderson kick)	21-41

### STATISTICS

	AZ	MIN
First Downs	23	26
Rushes-Yards	23-74	36-188
Net Passing Yards	242	228
Total Net Yards	316	416
Passing (A-C-I)	41-23-2	28-17-1
Sacked by Opp.	0-0	1-8
Punts-Average	2-36.0	1-44.0
Fumbles-Lost	2-1	0-0
Penalties	13-68	9-38
Time of Possession	26:24	33:36

Weather: Indoors

#### RUSHING

**CARDS:** Murrell 15-62; Plummer 4-9; Bates 4-3, 3 TD.

**VIKINGS:** Smith 19-124; Hoard 11-44, 2 TD; Palmer 2-13; Cunningham 3-6; Evans 1-1.

#### PASSING

**CARDS:** Plummer 23-41, 242 yds, 0 TD, 2 INT.

**VIKINGS:** Cunningham 17-27, 236, 3 TD, INT; Palmer 0-1, 0 Yds.

#### RECEIVING

**CARDS:** Moore 6-91; Centers 6-45; Sanders 4-30; Murrell 3-52; Metcalf 2-9; Gedney 1-8; McWilliams 1-7.

**VIKINGS:** Carter 5-82; Moss 4-73, TD; Glover 3-22, TD; Palmer 2-29; Smith 2-14; Hoard 1-16, TD.



## NFC WILD CARD GAME

### CARDINALS 30, FALCONS 24

JANUARY 3, 2009  
UNIV. OF PHOENIX STADIUM – (62,848)



Playing their first postseason contest in a decade and first home playoff game since 1947, the Cardinals took on 11-5 Atlanta. The high-powered Falcons entered the game with the league's #2 rusher (RB Michael Turner) and the Offensive Rookie of the Year (QB Matt Ryan). But the Cards defense was sensational, bottling up Turner (42 rushing yards and 2.3 yards/carry were both season lows), harassing Ryan (2 INTs, 1 fumble and 3 sacks), and scoring points on its own with a TD and safety. The offense was also strong as Edgerrin James led a revitalized ground game while Kurt Warner and Larry Fitzgerald made big plays in the passing game. It all added up to a 6-point Arizona win before a raucous sellout crowd.

On the Cards first scoring drive, it was 3 James runs that perfectly set-up a flea-flicker. James took the hand-off, then flipped it back to Warner who fired 42 yards downfield to Fitzgerald who leapt between two defenders to come down with the ball in the end zone. Early in the 2nd, Atlanta got on the board with a 30-yard Jason Elam FG but the Cards answered quickly. On 3rd-n-9, Warner tossed a short pass to Anquan Boldin who turned upfield and raced 71 yards down the left sideline for the TD. The Falcons would come back. Turner's 7-yard TD run with 2:55 left in the 1st half capped a 14-play, 77-yard drive. On the 3rd play of the next drive, Warner's pass went off the hands of Jerheme Urban and was INT'd by Chevis Jackson at the A223, setting up a Ryan TD pass to TE Justin Peelle that made it 17-14 Atlanta at the half.

On the 2nd snap after intermission, DT Darnell Dockett made the game's pivotal play when he blew up a hand-off between Ryan and Turner. FS Antrel Rolle picked the ball out of the air and returned it 27 yards for the go-ahead TD. After the next two Atlanta drives went 3-n-out, the Cards took over at their own 24 with 10:31 to go in the 3rd. Through a mix of run & pass, including a 6-yard Warner scramble on 3rd-n-5, the Cards chewed 7:43 off the clock on a long drive that ended with Tim Hightower's 4-yard TD run. Rookie CB Dominique Rodgers-Cromartie ended the next series with a pick off Ryan. That drive ended with a Ben Graham punt that was downed at the ATL3 and on the next play, Antonio Smith sacked Ryan in the end zone for a safety. The Falcons scored on a 5-yard Roddy White TD pass from Ryan with 4:19 to go to trim it to 6 and AZ then took over at its own 20 with 4:19 to go. Two first downs forced Atlanta to burn all 3 timeouts. Then facing a 3rd-n-16 at the ATL46 with 2:17 left, Warner hit TE Stephen Spach with a 23-yard pass that effectively ended the game.

	1	2	3	4	OT	F
FALCONS	0	17	0	7	—	24
CARDINALS	7	7	14	2	—	30

Team	Qtr.	Time	Scoring Play	Drive	Score
CARDS	1	10:28	Fitzgerald 42-yard pass from Warner (Rackers kick)	4-63, 2:03	0-7
Falcons	1	10:00	Elam 30-yard FG	14-80, 7:31	3-7
CARDS	2	8:58	Boldin 71-yard pass from Warner (Rackers kick)	3-72, 1:02	3-14
Falcons	2	2:55	Turner 7-yard run (Elam kick)	14-77, 6:03	10-14
Falcons	2	0:23	Peelle 2-yard pass from Ryan (Elam Kick)	6-23, 1:40	17-14
CARDS	3	14:08	Rolle 27-yard fumble return (Rackers kick)	--	17-21
CARDS	3	2:48	Hightower 4-yard run (Rackers kick)	14-76, 7:43	17-28
CARDS	4	12:37	Ryan sacked in EZ by A. Smith	--	17-30
Falcons	4	4:15	White 5-yard pass from Ryan (Elam kick)	9-58, 3:36	24-30

### STATISTICS

	ATL	AZ
First Downs	20	15
Rushes-Yards	24-60	28-86
Net Passing Yards	190	271
Total Net Yards	250	357
Passing (A-C-I)	40-26-2	32-19-1
Sacked by Opp.	3-9	0-0
Punts-Average	5-42.4	6-39.8
Fumbles-Lost	2-1	0-0
Penalties	6-52	6-47
Time of Possession	29:58	30:02

**Weather:** Indoors

#### RUSHING

**Falcons:** Turner 18-42, TD; Norwood 2-12; Ryan 4-6.  
**CARDS:** James 16-73; Hightower 6-23, TD; Warner 4-0; Arrington 1(-2).

#### PASSING

**Falcons:** Ryan 26-40, 199 yds, 2 TD, 2 INT.  
**CARDS:** Warner 19-32, 271 yds, 2 TD, 1 INT.

#### RECEIVING

**Falcons:** White 11-84, TD; Jenkins 5-51; Peelle 3-11, TD; Finneran 2-11; Pollard 2-7; Norwood 1-28; Turner 1-7; Douglas 1-0.  
**CARDS:** Fitzgerald 6-101, TD; Spach 3-34; Boldin 2-72, TD; Breaston 2-39; Urban 2-7; James 1-9; Patrick 1-8; T. Smith 1-4; Arrington 1(-3).



## NFC DIVISIONAL PLAYOFF

### CARDINALS 33, PANTHERS 13

JANUARY 10, 2009  
BANK OF AMERICA STADIUM – (73,695)



In a Divisional Playoff match-up at Carolina, all the numbers were stacked against the Cards. They were 0-5 on the east coast in '08 and were facing the only NFL team that went 8-0 at home. Even before it was known that Pro Bowl WR Anquan Boldin would miss the game with a hamstring injury, few if any gave the Cards a chance against #2 seed Carolina. But when Saturday evening came and the game was played, it was all Arizona. The Panthers produced TDs on their first drive of the game and their last but in between the Cards scored 33 unanswered points. The defense forced 6 Jake Delhomme turnovers (5 INTs and a fumble) and the Cards got 23 of their 33 points off them. WR Larry Fitzgerald was again spectacular, finishing with a team playoff record 166 yards on 8 catches with a TD while the Cards held his Panther all-pro counterpart Steve Smith without a catch until the final minute of the third.

The Panthers took the opening kickoff to midfield and a 31-yard DeAngelo Williams run took it to the 9 before Jonathan Stewart punched it in. Later in the quarter, Fitzgerald's catch-n-run gained 41 on 3rd-n-2 and that led to a 3-yard Tim Hightower TD catch from Kurt Warner that tied it at 7. On the next play from scrimmage, DE Antonio Smith stripped Delhomme on a sack and recovered the fumble himself at the CAR13. That led to a 4-yard Edgerrin James run and a 14-7 score. The Panthers moved to the A215 on the next drive thanks to a 45-yard pass interference call but CB Dominique Rodgers-Cromartie picked off Delhomme at the goal line. Neil Rackers then extended the lead to 20-7 with FGs on the next two AZ drives. A Gerald Hayes INT halted Carolina's following drive on the first play. It was followed by Fitzgerald's 29-yard catch and pylon dive that made it 27-7 at intermission.

The only points of the 3rd quarter came when Antrel Rolle gathered in a Delhomme pass tipped by Rodgers-Cromartie and WR Steve Smith and returned the INT to the CAR26. That set up Rackers' 33-yard FG that made it 30-7. Arizona then ended the first two Panther drives of the 4th quarter with INT's by Ralph Brown and Rod Hood, respectively. Rackers fourth FG of the game made it 33-7 with 3:10 to go and only an 8-yard TD catch by Smith in the final minute made it 33-13.

	1	2	3	4	OT	F
CARDINALS	14	13	3	3	—	33
PANTHERS	7	0	0	6	—	13

Team	Qtr.	Time	Scoring Play	Drive	Score
Panthers	1	11:56	Stewart 9-yard run (Kasay kick)	5-50, 3:04	0-7
CARDS	1	2:43	Hightower 3-yard pass from Warner (Rackers kick)	6-60, 3:39	7-7
CARDS	1	1:47	James 4-yard run (Rackers kick)	2-13, 0:50	14-7
CARDS	2	10:16	Rackers 49-yard FG	9-49, 4:32	17-7
CARDS	2	5:28	Rackers 30-yard FG	8-49, 3:39	20-7
CARDS	2	3:32	Fitzgerald 29-yard pass from Warner (Rackers kick)	3-44, 1:39	20-7
CARDS	3	4:40	Rackers 32-yard FG	6-11, 3:12	30-7
CARDS	4	3:10	Rackers 20-yard FG	13-48, 7:37	33-7
Panthers	4	0:50	Smith 8-yard pass from Delhomme (pass failed)	10-79, 2:20	33-13

### STATISTICS

	AZ	CAR
First Downs	21	16
Rushes-Yards	43-145	15-75
Net Passing Yards	215	194
Total Net Yards	360	269
Passing (A-C-I)	32-21-1	34-17-5
Sacked by Opp.	1-5	2-11
Punts-Average	4-43.5	4-48.0
Fumbles-Lost	0-0	1-1
Penalties	5-65	6-40
Time of Possession	38:49	20:11

**Weather:** 45 degrees, 60% humidity, Winds SW 10 mph, Cloudy and intermittent rain

#### RUSHING

**CARDS:** Hightower 17-76; James 20-57, TD; Arrington 2-11; Warner 3-1; Smith 1-0.  
**Panthers:** Williams 12-63; Stewart 3-12, TD.

#### PASSING

**CARDS:** Warner 21-32, 220 yds, 2 TD, 1 INT.  
**Panthers:** Delhomme 17-34, 205 yds, 1 TD, 5 INT.

#### RECEIVING

**CARDS:** Fitzgerald 8-166, TD; Breaston 4-28; Arrington 3-10; Urban 2-5; James 1-9; Castille 1-3; Hightower 1-3, TD; Doucet 1(-4).  
**Panthers:** Muhammad 5-55; Stewart 3-39; Rosario 3-28; S. Smith 2-43, TD; Jarrett 2-27; Hoover 1-7; Williams 1-6.



NFC CHAMPIONSHIP GAME	
<b>CARDINALS 32, EAGLES 25</b>	
JANUARY 18, 2009 UNIV. OF PHOENIX STADIUM - (70,650)	

In a match-up no one foresaw, the Cardinals hosted the Eagles in the NFC Championship Game with the chance to advance to Super Bowl XLIII. Before an electric sell-out crowd, the Cards jumped out to a 24-6 halftime lead thanks to three Kurt Warner TD passes to Larry Fitzgerald against an Eagles defense that had not allowed a passing TD in 5 games. Philly then scored 19 unanswered points in the late 3rd and early 4th to take a 25-24 lead. The Cards, however, responded with a drive no one will soon forget. It was a 14-play, 72-yard masterpiece that chewed 7:50 off the clock and ended with Warner's game-winning TD pass to RB Tim Hightower. The TD stamped the Cardinals ticket to the Super Bowl that was made possible by another stellar outing from Fitzgerald. The all-pro WR topped 100 yards for the 5th straight game and tied the NFL record with 3 straight in the postseason with a 9-catch, 152-yard, 3-TD performance.

On the game's opening drive, the Cards moved 80 yards in 9 plays and opened the scoring with a 9-yard Warner-Fitzgerald TD connection. Philly came right back with a 45-yard David Akers FG but he missed a 47-yarder on the following drive. That gave Arizona the ball at its own 38 and on the first play the lead grew to 14-3. Warner handed off to J.J. Arrington who ran right, threw it back to Warner who then tossed it deep to Fitzgerald who hauled it in for a 62-yard TD. After another Akers FG, Warner then capped a 73-yard drive with a 1-yard pass to Fitzgerald that made it 21-6 with 3:06 in the 2nd. AZ successfully executed a surprise pump kick and recovery but the officials inadvertently misrouted the ball dead. After a Philly punt, the Cards got the ball back at their own 16 with 1:31 to go and moved into position for a 49-yard Neil Rackers FG.

The Eagles took the lead to 24-19 in the 3rd when consecutive drives ended with Donovan McNabb TD passes to TE Brent Celek (6 and 31 yards). With 10:45 to go, McNabb's deep pass deflected off the hands of CB Dominique Rodgers-Cromartie and into the hands of WR DeSean Jackson for a 62-yard TD that put Philly up 1 when the 2-point try failed. After the score, the Cards took over at their own 28 with 10:39 to go. Six plays into the drive they faced a pivotal 4th-inches decision near midfield. Hightower ran right for 6 yards to pick it up and later put it across the goal-line 8 plays later on a TD catch-n-run on 3rd-n-goal from the 8. Warner on the drive was 5-5 for 56 yards including the game-winning TD pass. He then tossed a 2-point conversion to Ben Patrick to make it 32-25. Philly's ensuing drive reached the A247 but on 4th-n-10 from there McNabb's pass fell incomplete and the game was over.

	1	2	3	4	OT	F
EAGLES	3	3	13	6	—	25
CARDINALS	7	17	0	8	—	32

Team	Qtr.	Time	Scoring Play	Drive	Score
CARDS	1	9:20	Fitzgerald 9-yard pass from Warner (Rackers kick)	9-80, 5:40	0-7
Eagles	1	4:43	Akers 45-yard FG	8-33, 4:37	3-7
CARDS	2	13:19	Fitzgerald 62-yard pass from Warner (Rackers kick)	1-62, 0:11	3-14
Eagles	2	9:02	Akers 33-yard FG	7-65, 4:17	6-14
CARDS	2	3:06	Fitzgerald 1-yard pass from Warner (Rackers kick)	9-73, 5:56	6-21
CARDS	2	0:00	Rackers 49-yard FG	9-53, 1:31	6-24
Eagles	3	4:08	Celek 6-yard pass from McNabb (Akers kick)	13-90, 5:59	13-24
Eagles	3	0:49	Celek 31-yard pass from McNabb (kick failed, wr)	6-61, 2:39	19-24
Eagles	4	10:45	Jackson 62-yard pass from McNabb (pass failed)	4-86, 2:15	25-24
CARDS	4	2:53	Hightower 8-yard pass from Warner (Warner-Patrick pass)	14-72, 7:52	25-32

## STATISTICS

	PHI	AZ
First Downs	22	21
Rushes-Yards	97	102
Net Passing Yards	357	267
Total Net Yards	454	369
Passing (A-C-I)	47-28-1	28-21-0
Sacked by Opp.	2-18	2-12
Punts-Average	1-58.0	5-37.2
Fumbles-Lost	3-2	1-1
Penalties	7-64	3-15
Time of Possession	30:04	29:56

Weather: Indoors

### RUSHING

Eagles: Westbrook 12-45; McNabb 2-32; Buchhalter 4-21.

CARDS: James 16-73; Hightower 11-33; Arrington 2(-4).

### PASSING

Eagles: McNabb 28-47, 375 yds, 3 TD, 1 INT.

CARDS: Warner 21-28, 279 yds, 4 TD, 0 INT.

### RECEIVING

Eagles: Celek 10-82, 2 TD; Jackson 6-92, TD; Curtis 4-122; Westbrook 2-26; Avant 2-23; Baskett 1-14; Buchhalter 1-12; L. Smith 1-5; Lewis 1(-2).

CARDS: Fitzgerald 9-152, 3TD; Boldin 4-34; Pope 2-21; Urban 1-18; Arrington 1-16; James 1-16; Breaston 1-10; Hightower 1-8; Warner 1-4.

SUPER BOWL XLIII	
<b>STEELERS 27, CARDINALS 23</b>	
FEBRUARY 1, 2009 RAYMOND JAMES STADIUM - (70,774)	

Making their first-ever Super Bowl appearance, the Cardinals battled back from a 20-7 4th quarter deficit against the Steelers and took a 23-20 lead with 2:37 remaining. However, Pittsburgh responded with a game-winning drive and earned their 6th title thanks to a TD with 0:33 on the clock. After catching just one pass thru 3 quarters, WR Larry Fitzgerald finished with 7 grabs for 127 yards and 2 TDs. It allowed him to shatter the NFL postseason records and establish new marks with 30 catches, 456 yards, and 7 receiving TDs.

After Arizona won the opening toss and chose to defer, Pittsburgh marched downfield and Ben Roethlisberger appeared to score a 1-yard TD on a 3rd down scramble. However, when the Cards successfully challenged the spot, the Steelers came away with just a FG. After a holding penalty killed the ensuing AZ drive, the Steelers went 79 yards in 11 plays and took a 10-0 lead on a 1-yard Gary Russell run. On the next series a 45-yard catch-and-run by WR Anquan Boldin took it to the 1 and Warner hit TE Ben Patrick with a TD pass from there. The teams then traded punts but just before the 2:00 warning, Roethlisberger's pass was tipped at the line by DT Bryan Robinson and INT'd at the Steelers 34 by LB Karlos Dansby. With 0:18 left the Cards had advanced to the 1 and used their final timeout. What followed was the game's pivotal play. Warner's quick slant to Boldin was picked at the goal-line by LB James Harrison, who rumpled 100 yards down the right sideline as the half expired. After replay confirmation, the dramatic turn of events had put Pittsburgh up 17-7.

Arizona's opening drive of the 2nd half appeared to end on a Warner fumble but another AZ challenge again reversed the initial call and the drive instead ended on a punt. Pittsburgh then consumed most of the 3rd quarter with a long drive that was aided by several flags from referee Terry McAulay's crew. The 16-play drive ultimately ended in a FG that made it 20-7. With 11:30 to go, the Cards took over at their own 13 and went to the no huddle. The drive consisted entirely of 8 Warner completions for 87 yards and ended on a 1-yard Fitzgerald TD grab. After again trading punts, the Steelers took over at their own 1 and on the 2nd play, a holding call in the end zone resulted in a safety that trimmed the Pittsburgh lead to 20-16. Following the free kick, the Cards took over at their own 36 with 2:53 to go. After an incompletion, Warner hit Fitzgerald at midfield and the WR raced down the middle of the field with the go-ahead TD that covered 64 yards in all. The lead would be short-lived. Pittsburgh took over at its own 22 with 2:30 left and a holding penalty on 1st down backed them up to the 12. Two first downs moved them near midfield and a 40-yard completion to game MVP Antonio Holmes took it to the 6. Two plays later, Holmes came down among 3 defenders and tip-toed the sideline with the winning TD on a play that was upheld by replay. A last-chance Cardinal drive reached the Steelers 44 with 0:15 left but then Warner was ruled to have fumbled before passing and the Steelers recovered. The game ended without McAulay looking at the play.

	1	2	3	4	OT	F
STEELERS	3	14	3	7	—	27
CARDINALS	0	7	0	16	—	23

Team	Qtr.	Time	Scoring Play	Drive	Score
Steelers	1	9:45	Reed 18-yard FG	9-71, 5:15	3-0
Steelers	2	14:01	Russell 1-yard run (Reed kick)	11-69, 7:12	10-0
CARDS	2	8:34	Patrick 1-yard pass from Warner (Rackers kick)	9-83, 5:27	10-7
Steelers	2	0:00	Harrison 100-yard INT return (Reed kick)	--	17-7
Steelers	3	2:11	Reed 21-yard FG	16-79, 8:39	20-7
CARDS	4	7:33	Fitzgerald 1-yard pass from Warner (Rackers kick)	8-87, 3:57	20-14
CARDS	4	2:58	Safety - Holding penalty on Hartwig in end zone	--	20-16
CARDS	4	2:37	Fitzgerald 64-yard pass from Warner (Rackers kick)	2-64, 0:21	20-23
Steelers	4	0:35	Holmes 6-yard pass from Roethlisberger (Reed kick)	8-78, 2:02	27-23

## STATISTICS

	PIT	AZ
First Downs	20	23
Rushes-Yards	25-58	12-33
Net Passing Yards	234	374
Total Net Yards	292	407
Passing (A-C-I)	31-21-1	32-31-1
Sacked by Opp.	3-22	2-3
Punts-Average	3-46.3	5-36.0
Fumbles-Lost	0-0	2-1
Penalties	7-56	11-106
Time of Possession	33:01	26:59

Weather: Mostly cloudy, 66 degrees, humidity 43%, wind ENE 1 mph

### RUSHING

Steelers: Parker 19-53; Moore 1-6; Roethlisberger 3-2; Russell 2(-3), TD.

CARDS: James 9-33; Warner 1-0; Hightower 1-0; Arrington 1-0.

### PASSING

Steelers: Roethlisberger 21-30, 256 yds, 1 TD, 1 INT.

CARDS: Warner 31-43, 377 yds, 3 TD, 1 INT.

### RECEIVING

Steelers: Holmes 9-131, TD; Miller 5-57; Ward 2-43; Washington 1-11; Davis 1-6; Spaeth 1-6; Moore 1-4; Patrick 1(-2).

CARDS: Boldin 8-84; Fitzgerald 7-127, 2 TD; Breaston 6-71; James 4-28; Arrington 2-35; Hightower 2-13; Urban 1-18; Patrick 1-1, TD.





## NFC WILD CARD GAME

### CARDINALS 51, PACKERS 45 (OT)

JANUARY 10, 2010  
UNIV. OF PHOENIX STADIUM – (61,926)



It was the highest-scoring playoff game in NFL history and certainly among the greatest ever. The Cards and Packers combined for 96 points, 13 touchdowns and over 1,000 total yards. While the offenses were explosive, it was the AZ defense that came up with the game-winning score on the first series of OT when CB Michael Adams sacked Aaron Rodgers; LB Carlos Dansby snatched the ball midair and returned it for a TD. It was one of three huge defensive plays by Dansby. Against the NFL's #2 defense, The Cards jumped out to a 17-0 early lead and led 31-17 early in the 3rd quarter. Green Bay then stormed back behind an inspired effort from Rodgers, tying the game at 38 and again at 45. But while the Packers QB was incredibly good, Arizona's Kurt Warner was even better and cemented his place among the league's greatest postseason passers. He threw for 379 yards and amazingly had more TD passes (5) than incompletions (4). Starting in place of Anquan Boldin (ankle), Steve Breaston had 7 catches for 125 yards and a TD while #3 WR Early Doucet was 6-77-2D.

Green Bay entered the game with an NFL-best +24 turnover ratio but the Cards converted two early Packers miscues. On the game's first snap, Dansby deflected a Rodgers pass that Dominique Rodgers-Cromartie INT'd. After Tim Hightower turned it into a TD, Dansby ended the next GB drive with a forced fumble of Donald Driver that Alan Branch recovered. Doucet cashed in on that takeaway with the first of his 2 TD passes that helped the Cards build a 24-10 lead. A Warner-to-Fitzgerald TD on the opening drive of the 2nd half made it 31-10 but the Pack scored quickly with two Rodgers TD passes and a successful on-side kick in between. A 42-yard Beanie Wells run led to another Fitzgerald TD catch but the Pack answered with a Rodgers scoring pass to James Jones that capped 5 straight TD drives to open the 2nd half. After Arizona's only punt of the day, GB tied it at 38 on a 1-yard run by FB John Kuhn early in the 4th. Warner responded with an 80-yard drive and put the Cards back ahead with a TD pass to Breaston. With 1:52 left though the Pack tied it again on Rodgers' 11-yard TD to Spencer Havner. At the end of regulation, Warner marched the Cards into position to win but Neil Rackers was wide left on a 34-yard FG attempt in the closing seconds. GB won the toss and got the ball first in OT. On the first snap, Rodgers had Greg Jennings open down the middle but overruhim him. Shortly thereafter, they had a 3rd-in-6 play at their own 24 when Adams and Dansby combined on the game-winning play.

		1	2	3	4	OT	F
PACKERS		0	10	14	21	0	45
CARDINALS		17	7	14	7	7	51
Team	Qtr.	Time	Scoring Play	Drive	Score		
CARDS	1	11:04	Hightower 1-yard run (Rackers kick)	7-40, 3:38	0-7		
CARDS	1	9:16	Doucet 15-yard pass from Warner (Rackers kick)	2-22, 0:48	0-14		
CARDS	1	0:34	Rackers 23-yard FG	9-54, 5:20	0-17		
PACKERS	2	6:52	Rodgers 1-yard run (Crosby kick)	6-52, 4:14	7-17		
CARDS	2	2:16	Doucet 15-yard pass from Warner (Rackers kick)	8-79, 4:36	7-24		
PACKERS	2	0:00	Crosby 20-yard FG	8-73, 2:16	10-24		
CARDS	3	11:15	Fitzgerald 33-yard pass from Warner (Rackers kick)	6-80, 3:45	10-31		
PACKERS	3	7:20	Jennings 6-yard pass from Rodgers (Crosby kick)	10-80, 3:55	17-31		
PACKERS	3	4:07	Nelson 10-yard pass from Rodgers (Crosby kick)	8-57, 3:13	24-31		
CARDS	3	2:34	Fitzgerald 11-yard pass from Warner (Rackers kick)	3-73, 1:33	24-38		
PACKERS	4	14:08	J. Jones 30-yard pass from Rodgers (Crosby kick)	8-80, 3:26	31-38		
PACKERS	4	10:57	Kuhn 1-yard run (Crosby kick)	3-67, 0:56	38-38		
CARDS	4	4:55	Breaston 17-yard pass from Warner (Rackers kick)	11-80, 6:02	38-45		
PACKERS	4	1:52	Havner 11-yard pass from Rodgers (Crosby kick)	7-71, 3:03	45-45		
CARDS	OT	13:42	Dansby 17-yard fumble return	--	45-51		

### STATISTICS

	GB	AZ
First Downs	32	30
Rushes-Yards	20-90	23-156
Net Passing Yards	403	375
Total Net Yards	493	531
Passing (A-C-I)	42-28-1	33-29-0
Sacked by Opp.-Y/L	5-19	1-4
Punts-Average	1-47.0	1-26.0
Fumbles-Lost	3-2	3-1
Penalties	8-76	9-56
Time of Possession	29:51	31:27

#### Weather: Indoors

#### RUSHING

**PACKERS:** Grant 11-65; Rodgers 3-13, TD; Jackson 2-6; Green 3-5; Kuhn 1-1, TD.

**CARDS:** Wells 14-91; Breaston 1-28; Hightower 7-19, TD; Stephens-Howling 1-18.

#### PASSING


**PACKERS:** Rodgers 28-42, 422 yds, 4 TD, 1 INT.

**CARDS:** Warner 29-33, 379 yds, 5 TD, 0 INT.

#### RECEIVING

**PACKERS:** Jennings 8-130, TD; Finley 6-159; Driver 4-43; Jones 3-50, TD; Grant 2-18; Havner 2-16, TD; Nelson 1-10, TD; Jackson 1-(-1); Kuhn 1-(-3).


**CARDS:** Breaston 7-125, TD; Fitzgerald 6-82, 2 TD; Doucet 6-77, 2 TD; Patrick 3-42; Hightower 3-21; Stephens-Howling 3-19; Urban 1-23.



## NFC DIVISIONAL PLAYOFF

### SAINTS 45, CARDINALS 14

JANUARY 16, 2010  
LOUISIANA SUPERDOME – (70,149)



Six days after out-dueling the Packers in an explosive Wild Card game, the Cardinals saw their season end in New Orleans against the #1 seeded Saints. RB Tim Hightower raced 70 yards for a TD on the game's first play from scrimmage but after that the Cards faced an uphill battle most of the day. The Saints scored TDs on 5 of their first 6 offensive drives, twice capitalizing on AZ turnovers that gave them short fields. They also took advantage of a depleted Arizona defense that began the game without starter LB Gerald Hayes (ankle) and in the first quarter lost two more starters – CB Dominique Rodgers-Cromartie (knee) and FS Antrel Rolle (head).

After Hightower's TD run gave the Cards the early lead, the Saints responded with a 10-play, 70-yard drive that ended with Lydell Hamilton's 1-yard run. On the next snap, Kurt Warner hit Jerheme Urban on a 28-yard pass down the middle but Urban fumbled it over to the Saints at the AZ37. Drew Brees made the Cards pay 4 plays later when he connected with Jeremy Shockey on a 17-yard scoring pass. The next N.O. drive saw the Cards lose Rolle & Rodgers-Cromartie and it ended when Reggie Bush reversed field on a 46-yard TD run that made it 21-7. Arizona then made it a one-score game when Warner led a 9-play, 80-yard drive and Beanie Wells scored from 4 yards out. However, the Saints kept their foot on the accelerator. One play after a 26-yard completion to Marques Colston, Brees connected on a 44-yard flea-flicker to Devery Henderson that made it 28-14. On the 2nd play of the ensuing AZ drive, Warner was INT'd by DE Will Smith at the line of scrimmage and then leveled on the return by a clean block from DE Bobby McCray. When Warner headed to the locker room to have his chest examined, Matt Leinart led the Cards into position for a FG but Neil Rackers missed from 51 yards out as the first half expired.

Warner returned to start the 2nd half but the Cards were never able to cut into the Saints lead. A 43-yard Garrett Hartley FG made it 38-14 and later in the 3rd, Bush's 83-yard punt return TD provided the final dagger.

	1	2	3	4	OT	F
CARDINALS	7	7	0	0	—	14
SAINTS	21	14	10	0	—	45

Team	Qtr.	Time	Scoring Play	Drive	Score
CARDS	1	14:41	Hightower 70-yard run (Rackers kick)	1-70, 0:19	7-0
SAINTS	1	9:17	Hamilton 1-yard run (Hartley kick)	10-72, 5:24	7-7
SAINTS	1	7:02	Shockey 17-yard pass from Brees (Hartley kick)	4-37, 1:58	7-14
SAINTS	1	2:31	Bush 46-yard run (Hartley kick)	5-77, 2:54	7-21
CARDS	2	9:40	Wells 4-yard run (Rackers kick)	9-80, 5:07	14-21
SAINTS	2	6:48	Henderson 44-yard pass from Brees (Hartley kick)	6-83, 2:52	14-28
SAINTS	3	1:10	Colston 2-yard pass from Brees (Hartley kick)	8-27, 4:38	14-35
SAINTS	3	8:26	Hartley 43-yard FG	6-39, 2:10	14-38
SAINTS	3	6:42	Bush 83-yard punt return (Hartley kick)	--	14-45

### STATISTICS

	AZ	NO
First Downs	15	27
Rushes-Yards	15-101	34-171
Net Passing Yards	258	247
Total Net Yards	359	418
Passing (A-C-I)	36-24-1	32-23-0
Sacked by Opp.-Y/L	1-8	0-0
Punts-Average	6-43.5	4-42.8
Fumbles-Lost	3-1	0-0
Penalties	3-22	6-44
Time of Possession	23:33	36:27

#### Weather: Indoors

#### RUSHING

**CARDS:** Hightower 6-87, TD; Wells 5-7, TD; Stephens-Howling 2-4; Wright 1-3; Warner 1-0.

**SAINTS:** Bush 5-84, TD; Thomas 13-52; Hamilton 5-23, TD; Bell 6-11; Meachem 1-4; Thomas 1-0; Brees 3-(-3).

#### PASSING

**CARDS:** Warner 17-26, 205 yds, 0 TD, 1 INT; Leinart 7-10, 61 yds, 0 TD, 0 INT.

**SAINTS:** Brees 23-32, 247 yds, 3 TD, 0 INT.

#### RECEIVING

**CARDS:** Doucet 8-68; Fitzgerald 6-77; Breaston 4-52; Hightower 3-27; Urban 2-34; Becht 1-8.

**SAINTS:** Colston 6-83, TD; Henderson 4-80, TD; Bush 4-24; Thomas 4-18; Shockey 3-36, TD; Moore 2-6.



## NFC WILD CARD GAME

### PANTHERS 27, CARDINALS 16

JANUARY 3, 2015  
BANK OF AMERICA STADIUM - (71,849)

The Cardinals finished the regular season 11-5, earning a Wild Card spot and trip to Carolina to take on the Panthers who captured the NFC South title by winning their last 4 games and finishing 7-8-1. Arizona had dealt with tremendous adversity all season, losing more than 20 players for more than 100 combined games due to injury and coming from behind in 9 of its 11 victories. But while they clawed back from a 10-point deficit to lead at halftime, this time they could not hold on. Arizona started its 3rd straight game with #3 QB Ryan Lindley (after injuries to both Carson Palmer & Drew Stanton) but had his hands full in both the run and pass games where they finished with just 27 and 51 net yards, respectively.

The Panthers jumped out to a 10-0 lead after they took advantage of outstanding field position on their first two series that resulted from a pair of AZ three-and-outs and short punts. The first drive started at the Carolina 48 and led to a 47-yard Graham Gano FG. The Panthers started their second drive at their own 43 and 8 plays later Jonathan Stewart scored on a 13-yard spinning run off the right side. Trailing by 10, the Cards were forced to punt on the next series but caught a break when returner Brenton Bersin mishandled it and Justin Bethel recovered at the Carolina 30. A 14-yard Larry Fitzgerald completion on 3rd-n-10 moved it to the 1 and led to Lindley's 1-yard TD pass to TE Darren Fells. It remained 10-7 after Gano missed a 43-yard FG try on the next series. Two drives later, the Panthers advanced to the A237 where they faced a 3rd-n-13. CB Antonio Cromartie picked off Cam Newton and returned the INT 50 yards to the A217 with 5 minutes left in the 1st half. Four plays later, RB Marion Grice scored from a yard out to put Arizona up 14-10 with 2:50 remaining in the 1st half. It was enough time for Carolina to move 59 yards in 9 plays and Gano's 39-yard FG made it a 1-point game at intermission.

On Arizona's first drive of the 2nd half, WR Michael Floyd appeared to have been interfered with on a 3rd down pass down the left sideline but it went unflagged and the Cards went 3-n-out. A short punt gave Carolina possession at the A237 to start their 2nd drive of the 3rd quarter. On the next snap, RB Fozzy Whittaker caught a short screen from Newton and took it 39 yards for a TD. It went from bad to worse on the ensuing kick when TE Ginn fumbled inside the 10 and the Panthers recovered at the A23. The defense appeared to hold Carolina to a FG when Newton's 3rd-n-go pass to TE Greg Olsen fell incomplete but SJ Boris Cheek questionably flagged Tony Jefferson for pass interference. On the next play Newton hit RB Mike Tolbert in the flat for a score; the 2 TDs in a 92 second span made it 27-14 Panthers. With 12 minutes to play LB Sam Acho hit Newton as he was passing and Rashad Johnson returned the empty-handed fumble to the A28. On the next play Lindley's pass intended for Fitzgerald was INT'd by LB Luke Kuechley at the 5. The game's only other points came in the closing seconds when punter Brad Nortman took an intentional safety by running out of the end zone.

	1	2	3	4	OT	F
CARDINALS	0	14	0	2	—	16
Panthers	10	3	14	0	—	27

Team	Qtr.	Time	Scoring Play	Drive	Score
Panthers	1	11:27	Gano 47-yard FG	7-19, 2:03	0-3
Panthers	1	5:21	Stewart 13-yard run (Gano kick)	8-57, 3:51	0-10
CARDS	2	14:56	Fells 1-yard pass from Lindley (Catanzaro kick)	6-30, 2:15	7-10
CARDS	2	2:50	Grice 1-yard run (Catanzaro kick)	4-17, 2:04	14-10
Panthers	2	0:15	Gano 39-yard FG	9-59, 2:31	14-13
Panthers	3	5:36	Whittaker 39-yard pass from Newton (Gano kick)	1-39, 0:14	14-20
Panthers	3	4:04	Tolbert 3-yard pass from Newton (Gano kick)	3-3, 1:24	14-27
Panthers	4	0:03	Nortman tackled in end zone for a safety	—	16-26

## STATISTICS

	AZ	CAR
First Downs...	8	25
3rd Down Eff. (Pct)...	3-12 (25)	5-13 (33)
Total Plays...	47	74
Avg. Gain...	1.8	4.6
Rushes-Yards...	15-27	41-188
Net Passing Yards...	91	98
Total Net Yards...	78	386
Passing (A-C-I)...	28-16-2	32-18-1
Sacked by Opp...	4-31	1-0
Punts-Average...	9-34.8	4-37.3
Fumbles-Lost...	3-1	3-2
Penalties...	7-38	8-80
Time of Possession...	22:54	37:06

Weather: Cloudy & rainy, 51 degrees, 82% humidity, Winds NE 6 mph

## RUSHING

**CARDS:** K. Williams 10-23; Taylor 3-3; Grice 1-1; TD: Hughes 1-0.  
**Panthers:** Stewart 24-123; TD: Newton 7-35; Williams 4-16; Tolbert 2-7; Cutchey 1-5; Whittaker 1-4; Nortman 2-2.

## PASSING

**CARDS:** Lindley 16-28, 82 yds, 1 TD, 2 INT.  
**Panthers:** Newton 18-32, 198 yds, 2 TD, 1 INT.

## RECEIVING

**CARDS:** JoBrown 4-34; Fitzgerald 3-31; Carlson 3-25; Williams 3-0; Hughes 1-4; Fells 1-1; TD: Floyd 1-(-12); Taylor 0-2; Sendeinle 0-(-5).  
**Panthers:** Benjamin 4-33; Brown 3-37; Olsen 3-37; Cutchey 3-14; Whittaker 1-39; TD: Dickson 1-34; Bersin 1-6; Tolbert 1-1; Stewart 1-(-3).

## INTERCEPTIONS

**CARDS:** Cromartie 1-50.  
**Panthers:** Boston 1-11; Kuechley 1-1.

## NFC DIVISIONAL PLAYOFF

### CARDINALS 26, PACKERS 20 (OT)

JANUARY 16, 2016  
UNIV. OF PHOENIX STADIUM - (65,089)

Meeting in the Divisional Playoff round, the Cards and Pack turned in one for the ages. The wild game featured 23 total points in the first 56:15 and then 23 more in the final 4:49. It saw the Cards come back from a 4th quarter deficit to lead late before the Packers completed a 41-yard Hail Mary as time expired to force overtime. But in the end, as it so often does, the game was decided by all-pro WR Larry Fitzgerald who cemented his place among the game's greatest postseason players. He caught 8 passes for a club playoff record 176 yards and a TD. His biggest plays came when AZ needed it most, including a 75-yard catch-n-run on the 1st play of OT after Aaron Rodgers had delivered a gut punch at the end of regulation.

The Cardinals struck first when Michael Floyd's toe-tapping catch of a Carson Palmer pass in the back of the end zone gave them a 7-0 lead. A 100-yard INT return TD by CB Patrick Peterson would have given the Cards a 14-0 lead but it was negated by penalty. Green Bay would then dominate possession thanks to back-to-back 17-play drives that consumed more than 15 minutes in total. However, each ended in FGs rather than TDs and AZ led 7-6 at intermission.

The teams then opened the 3rd quarter by trading interceptions. First S Rashad Johnson picked off Rodgers but 3 plays later Ha Ha Clinton-Dix returned the favor with one off Palmer. RB Eddie Lacy then reeled off consecutive runs of 14 & 61 yards that set-up an 8-yard TD pass to WR Jeff Janis. With the Pack leading 13-7, AZ marched to the GB10 but had to settle for a 28-yard Chandler Catanzaro FG that cut it to 3. The next Cards drive also reached the 10 but Palmer's pass to John Brown in the end zone was picked by CB Damarious Randall. After another Pack play, the Cards took over at their own 20 down 3 to 10:53 to go. In 13 plays they reached the GB9 when Palmer's pass into the end zone was deflected by Randall but ricocheted to Floyd for a TD. After the Packers turned it over on downs on 4 passes, AZ took over at the GB24 with 2:38 to go. Catanzaro's subsequent 36-yard FG made it 20-13 with 1:55 to play. Needing a TD to tie it, GB faced a 4th-n-20 from its own 4 when Rodgers completed a 60-yard deep ball to Janis that took it to the AZ36 with :21 left. Three plays later they faced a 2nd-n-15 from the AZ41 and time for one hero into the end zone. GB's prayers were answered when Janis came down with Rodgers' pass in the end zone with no time on the clock and the stadium stunned. The crazy ending got crazier when referee Clete Blakeman had to re-do the OT coin toss because it didn't flip on his first try. AZ ultimately won it and started the extra period at its own 20. On the first snap, Palmer spun away from pressure before firing across the field to a wide open Fitzgerald. The veteran WR proceeded to weave his way all the way to the GB 5 on a 75-yard gain. Two plays later, a shovel pass fitz ended it.

	1	2	3	4	OT	F
Packers	0	6	7	7	0	20
CARDINALS	7	0	3	10	6	26

Team	Qtr.	Time	Scoring Play	Drive	Score
CARDS	1	6:48	Floyd 8-yard pass from Palmer (Catanzaro kick)	11-42, 6:21	0-7
Packers	2	11:22	Crosby 28-yard FG	17-85, 7:31	3-7
Packers	2	0:57	Crosby 34-yard FG	17-71, 7:55	6-7
Packers	3	10:17	Janis 8-yard pass from Rodgers (Crosby kick)	6-81, 3:05	13-7
CARDS	3	5:05	Catanzaro 28-yard FG	10-74, 5:12	13-10
CARDS	4	3:44	Floyd 9-yard pass from Palmer (Catanzaro kick)	14-80, 7:09	13-17
CARDS	4	1:55	Catanzaro 36-yard FG	4-6, 0:43	13-20
Packers	4	0:00	Janis 41-yard pass from Rodgers (Crosby kick)	6-86, 1:55	20-20
CARDS	OT	13:55	Fitzgerald 5-yard pass from Palmer	3-80, 1:05	20-26

## STATISTICS

	GB	AZ
First Downs...	18	20
3rd Down Eff. (Pct)...	7-15 (47)	5-13 (38)
Total Plays...	67	63
Avg. Gain...	5.8	5.8
Rushes-Yards...	22-135	19-40
Net Passing Yards...	251	328
Total Net Yards...	386	368
Passing (A-C-I)...	44-24-1	41-25-2
Sacked by Opp...	1-10	3-21
Punts-Average...	4-35.8	3-49.0
Fumbles-Lost...	0-0	1-0
Penalties...	8-55	3-26
Time of Possession...	30:14	30:51

Weather: Indoors

## RUSHING

**Packers:** Lacy 12-89; Starks 7-23; Rodgers 2-21; Kuhn 1-2.  
**CARDS:** Johnson 15-35; Ellington 3-3; JoBrown 1-2.

## PASSING

**Packers:** Rodgers 24-44, 261 yds, 2 TD, 1 INT.  
**CARDS:** Palmer 25-41, 349 yds, 3 TD, 2 INT.

## RECEIVING

**Packers:** Janis 7-145, 2 TD; R.Rodgers 5-45; Abderederis 4-55; Starks 4-4; Kuhn 2-10; Ay 2-5.  
**CARDS:** Fitzgerald 8-176, TD; Johnson 6-43; JoBrown 5-82; Floyd 3-26, 2 TD; Fells 2-14; Nelson 1-8.

## INTERCEPTION

**Packers:** Clinton-Dix 1-0; Randall 1-0.  
**CARDS:** RJohnson 1-1.



**NFC CHAMPIONSHIP GAME**  
**PANTHERS 49, CARDINALS 15**  
**JANUARY 24, 2016**  
**BANK OF AMERICA STADIUM - (74,294)**

The NFC Championship Game featured the conference's top 2 seeds and league's top 2 offenses as the Cards (13-3) & Panthers (15-1) met in Charlotte with the dream of playing in Super Bowl 50. The dream quickly turned into a nightmare for Arizona. The Panthers scored on their first 3 offensive drives of each half and led 17-0 after one quarter, 24-7 at the half and ultimately won 49-15. They forced 7 Cardinal turnovers (4 INTs/3 fumbles) including 3 very costly ones late in the 2nd quarter when the Cards had a chance to re-claim momentum. It marked the 2nd straight year the Cards' season ended in Carolina and the loss denied Arizona the chance to advance to its 2nd Super Bowl in franchise history.

After a 45-yard Graham Gano FG put Carolina up 3-0, the next Panther drive started at the AZ49 thanks to a 32-yard Ted Ginn punt return. Five plays later, Ginn scored from 22 yards out on a reverse to make it 10-0. Arizona's 3rd straight drive ended in a punt but the defense had a chance to send the Panthers 3-n-out with a stop on 3rd-n-8 from the CAR14. However, Newton hit Corey Brown with a 26-yard pass to the 40 and the WR broke one tackle to take it the rest of the way for an 86-yard score. Down 17-0 the Cards advanced to the CAR37. On 3rd-n-10, Carson Palmer was sacked by DT Kawann Short forcing a fumble that the Panthers recovered. After the AZ defense forced a 3-n-out, the Cards took over at their own 21 with 11:47 to play in the half. They would move 79 yards in 10 plays and David Johnson's 1-yard TD run made it 17-7. AZ then held Carolina without a 1st down and the ensuing punt was short. But as Patrick Peterson raced to catch the errant kick, he couldn't hold onto it and the Panthers recovered at the AZ46. Consecutive runs of 17 and 23 by RB Jonathan Stewart took it to the one and on 3rd-n-goal from there Newton was able to break the plane for a TD. On the next snap, Palmer's arm was hit by DE Charles Johnson forcing a fumble the Panthers recovered at the AZ31. Two plays later, though, Peterson INT'd Newton and returned it 72 yards to the 22 with :56 left. But on the very next play, Palmer's pass into the end zone was picked off by S Kurt Coleman allowing the Panthers to take a 24-7 lead into halftime.

Things got no better in the 2nd half for the Cards as another Gano FG and an 11-yard Newton run upped the lead to 34-7. Early in the 4th, Palmer's 21-yard TD pass to TE Darren Fells and a successful 2-point conversion made it 34-15 with 14:16 remaining. However, the next 3 AZ drives would end in INTs, one of which was returned 22 yards for a TD by LB Luke Kuechly that provided the game's final points.

	1	2	3	4	OT	F
CARDINALS	0	7	0	8	—	15
Panthers	17	7	10	15	—	49

Team	Qtr.	Time	Scoring Play	Drive	Score
Panthers	1	9:30	Gano 45-yard FG	8-39, 3:56	0-3
Panthers	1	4:31	Ginn 22-yard run (Gano kick)	5-49, 3:16	0-10
Panthers	1	0:49	C.Brown 86-yard pass from Newton (Gano kick)	3-88, 0:59	0-17
CARDS	2	5:55	D.Johnson 1-yard run (Catanzaro kick)	10-79, 6:03	7-17
Panthers	2	1:56	Newton 1-yard run (Gano kick)	5-46, 2:49	7-24
Panthers	3	7:50	Gano 21-yard FG	11-80, 7:10	7-27
Panthers	3	2:08	Newton 11-yard run (Gano kick)	8-79, 4:11	7-34
CARDS	4	14:16	Fells 21-yard pass from Palmer (Nelson run)	10-80, 2:52	15-34
Panthers	4	5:26	Funchess 5-yard pass from Newton (Newton-Tolbert)	9-84, 6:12	15-42
Panthers	4	5:11	Kuechly 22-yard INT return (Gano kick)	--	15-49

## STATISTICS

	AZ	CAR
First Downs.....	21	21
3rd Down Eff. (Pct).....	3-10 (30)	8-14 (57)
Total Plays.....	60	66
Avg. Gain.....	4.8	7.2
Rushes-Yards.....	16-60	37-152
Net Passing Yards.....	227	324
Total Net Yards.....	287	478
Passing (A-C-I).....	41-23-4	28-19-1
Sacked by Opp.....	3-8	1-11
Punts-Average.....	4-48.8	3-39.7
Fumbles-Lost.....	3-3	0-0
Penalties.....	8-51	5-45
Time of Possession.....	23:21	35:39

**Weather:** Clear, 39 degrees. Humidity 39%. Wind SW 4 mph.

### RUSHING

**CARDS:** D.Johnson 15-60, TD; Ellington 1-0.  
**Panthers:** Stewart 19-83; Newton 10-47, 2 TD; Ginn 1-22, TD; Tolbert 3-4; Whittaker 2-(-2); Anderson 2-(-2).

### PASSING

**CARDS:** Palmer 23-40, 235 yds, 1 TD, 4 INT; Fitzgerald 0-1, 0 yds.  
**Panthers:** Newton 19-28, 335 yds, 2 TD, INT.

### RECEIVING

**CARDS:** D.Johnson 9-68; Fitzgerald 4-30; Floyd 3-37; Fells 2-36, TD; Nelson 2-25; JoBrown 2-23; JoBrown 1-16.  
**Panthers:** Olsen 6-113; C.Brown 4-113, TD; Ginn 2-52; Funchess 2-21, TD; Cotchery 2-17; Stewart 2-5; Tolbert 1-14.

### INTERCEPTION

**CARDS:** Peterson 1-72.  
**Panthers:** Coleman 2-0; Kuechly 1-22; Boston 1-5.





**HISTORY**



## FRANCHISE HISTORY

The Cardinals were founded in 1898 and in 1920 became a charter member of the National Football League, then known as the American Professional Football Association. The club holds the distinction of being the United States' oldest professional football franchise still in existence.

### THE EARLY DAYS

The team boasts a colorful history. Fans have known the club as the Arizona Cardinals, Phoenix Cardinals, St. Louis Cardinals, Chicago Cardinals, Racine Cardinals, the Normals, and the Morgan Athletic Club.

The franchise began as a neighborhood group that gathered to play football in a predominantly Irish area of Chicago's South Side, playing under the name Morgan Athletic Club. The team later was acquired by Chris O'Brien, a painting and decorating contractor, and soon its playing site changed to nearby Normal Field, prompting the new name Normals.

In 1901, the team gained longstanding identification when O'Brien bought used jerseys from the nearby University of Chicago. The jerseys were faded maroon in color, prompting O'Brien to declare, "That's not maroon, it's Cardinal red!" The club's permanent nickname had been born.



**Early owner Chris O'Brien organized the Cardinals for a third time following World War I.**

The jersey color and the location of the field (61st and Racine) led to a new and obvious name, the Racine Cardinals.

In Chicago at the time, football competition was exclusively amateur, but opposition became increasingly hard to find, so in 1906, the team disbanded.

In 1913, O'Brien reorganized the Cardinals. By 1917 they were able to buy new uniforms and hire a coach, Marshall Smith. That year they lost only two games and were champions of the Chicago Football League.

The war in Europe and a flu epidemic in the United States forced the team to suspend operations again in 1918. Following Armistice Day that officially ended World War I in November of 1918, O'Brien organized the Cardinals for a third time. From that day forward, the Cardinals have been a permanent part of the

professional football landscape in America.

The Cardinals and Chicago Bears are the only two of the 11 charter members of the NFL still in existence. The Bears were originally based in Decatur, IL and known as the Decatur Staleys (after their sponsor, the Staley Starch Company). The team moved to Chicago in 1921 and was known as the Chicago Staleys for a year before becoming the Chicago Bears in 1922.



**The colorful history of the Cardinals, a charter member of the National Football League and the oldest continuously run professional football franchise in the nation, began humbly in 1898 as a neighborhood group that gathered to play football as the Morgan Athletic Club in Chicago's South Side.**



## POST WORLD WAR I

Shortly after the Cardinals joined the American Professional Football League in 1920 for the \$100 franchise fee, O'Brien lured great halfback John "Paddy" Driscoll to the Cardinals for \$3,000 a year, a sum considered outlandish at the time. But Driscoll was an authentic superstar, a superior runner, blocker, punter, and possibly the finest drop kicker in the history of football. He would coach the team from 1921–22.

One of Driscoll's young running backs was Ralph Horween, a former star at Harvard, who played under the assumed name of B. McMahon. A Cardinal from 1921–22, Horween scored two rushing touchdowns during his three-year career in the days of leather helmets without face masks, numberless sweater jerseys, and \$40 paychecks.

In 1922, a team from Racine, WI joined the NFL, prompting the Cardinals to change their name to the Chicago Cardinals. The same year, the Cardinals also moved into their new home in Comiskey Park, which they would share with baseball's White Sox for 37 years.

Under new Head Coach Norman Barry, the Cardinals outdistanced a field of 20 teams to win their first NFL championship in 1925 by virtue of the league's best record (the NFL did not begin postseason play until 1933).

A Chicago physician, Dr. David Jones, purchased the team in 1929. In his first year of ownership, he coaxed legendary running back Ernie Nevers out of retirement to become player-coach. Still in his prime, the 26-year-old Nevers scored an NFL-record 40 points on six touchdowns and four extra points in an historic 40–6 victory over the cross-town Chicago Bears on Thanksgiving Day, 1929.

After guiding the Cardinals to a 16–14–3 combined record in three seasons, the legendary Nevers retired as both coach and player in 1932.

Nevers' departure also marked the arrival of a new club owner. Charles W. Bidwill, Sr., a vice president of the Bears, purchased the Cardinals for Jones' asking price of \$50,000. Bidwill divested himself of his Bears' holdings, and in 1932, the franchise began a period of family ownership that continues to this day.

The team sorely missed Nevers' magic on the field and the Cardinals endured difficult years in



**Cardinal owner Charles W. Bidwill, Sr. is a member of the Pro Football Hall of Fame.**

the 1930s and early '40s. World War II hit the team heavily. The Cardinals lost their top passer, receiver, and lineman—Johnny Clement, Billy Dewell, and Joe Kuharich, respectively—to military service. In 1944 as a war-time emergency measure, the Cardinals combined with the Pittsburgh Steelers to play as one team. It was called Card-Pitt. Co-coached by the Cardinals' Phil Handler and the Steelers' Walt Kiesling, a former Cardinal guard, the team split its home games between Comiskey Park and Forbes Field in Pittsburgh, failing to win an outing in 10 tries.

Success finally returned following the war. In 1945, the arrival of University of Missouri quarterback Paul Christman trumpeted the team's conversion to the "T" formation. Fullback Pat Harder and halfback Elmer Angsman were added in 1946.

## THE 1947 CHAMPIONSHIP TEAM

The 1947 Cardinals captured the Western Division title and took the NFL championship in a season that was bittersweet for the organization. Owner Charles Bidwill had been the club's leader since taking over as owner in 1933 and helped shepherd the NFL through "The Great Depression." However, his death in April of '47, deprived him of witnessing the club's first NFL crown in 22 years.

Still, Bidwill earned credit for fitting the final crucial piece into place to complete the

Cardinals' famed "Million-Dollar Backfield." It was his unprecedented signing of University of Georgia All-America running back Charley Trippi for a then-unheard of \$100,000 that finally put the Cardinals over the top.

Several key Cardinals were already in place for the championship run. In 1945, the organization drafted Paul Christman, a talented passer from Missouri, before adding Wisconsin fullback Pat Harder, Elmer Angsman of Notre Dame, and end/defensive back Mal Kutner from Texas in '46.





Another great end, Bill Dewell, had returned from military service for the '45 season. The staple of Jimmy Conzelman's ensemble was a relic from the late '30s, versatile Marshall "Biggie" Goldberg, an intuitive defensive back who was the first real free safety in pro football. Also a running back, Goldberg had enjoyed many productive days offensively, too, but they were mostly behind him when Conzelman began his second reign as the Cards' head man in '46.

Chicago started quickly in 1947 by winning its first three outings, including a 31-7 trouncing of the hated crosstown rival Bears. In week four, the Cardinals headed to Los Angeles and incurred their first loss of the season. Afterward, they tragically lost rookie punter Jeff Burkett who missed the game and the flight back to Chicago because of an emergency appendectomy. After several days recuperating, the United Airlines DC-6 taking him home crashed in Bryce Canyon, UT, killing the young star, who was the NFL's leading punter at the time.

Under that pall, the Cardinals climbed to 7-3 but were in the throes of a two-game losing streak heading to Philadelphia on December 7 for a critical game against the Eagles. Trailing 7-3 at the half, Chicago exploded for six second-half touchdowns, including two by Trippi, and held the powerful Steve Van Buren to just 44 yards rushing to grab a crucial 45-21 road win.

The victory deadlocked the Cards with the Bears and set-up a showdown in the regular season finale the following Sunday at hostile Wrigley Field.

The biggest play of the game came on the first snap. Conzelman designed a pass play that would isolate Bears' linebacker Mike Holovak one-on-one with speedster Boris "Babe"

Dimancheff. Because his wife was expecting, Dimancheff missed the entire week of practice. Despite never running it in advance, the play worked to perfection as Dimancheff raced down the center of the field and caught Christman's perfect pass in stride for a touchdown. The Cardinals also intercepted four passes off legendary Bears quarterback Sid Luckman, converting two into touchdowns en route to a 30-21 win. The Western Division crown now in hand, the Cardinals prepared to play host to the league championship game a fortnight later (12/28/47) against Eastern Division powerhouse Philadelphia.

At a bitterly cold Comiskey Park, pre-kickoff controversy raged when it was discovered the Eagles attempted to get better footing on the concrete-like playing surface by sharpening and filing their cleats. A succession of penalties opened the game, infuriating Philadelphia Head Coach Earle "Greasy" Neale. Meanwhile, the Cardinals quietly had slipped into tennis shoes for the frigid affair.

The game was defined by Chicago's quick-openers, producing three long scoring runs from scrimmage—two 70-yarders by Angsman and a 44-yarder by Trippi. In the third quarter, Trippi returned a punt 75 yards for a touchdown. Angsman's thrilling fourth-quarter duplication of his second-period 70-yard touchdown strike enabled him to break the NFL championship game record for rushing yards with 159. But Philadelphia fought evenly throughout with quarterback Tommy Thompson setting two playoff records on 27-of-44 passing for 297 yards. The Cardinals' 28-21 victory, however, wasn't secured until Goldberg's late-game interception.



**The 1947 Cardinals won the NFL Championship with a 10-3 overall record. They defeated the Philadelphia Eagles 28-21 at Chicago's Comiskey Park in the NFL's 15th title contest.**



**Marshall Goldberg sealed the 1947 championship game victory with a fourth quarter interception.**

## ON TO ST. LOUIS

Following her husband's passing in April of 1947, Violet Bidwill assumed control of the franchise for the next 15 years, a span that included a second consecutive Western Division championship, an appearance in the 1948 NFL championship game, a 7-0 loss at Philadelphia, and the transfer of the team from Chicago to St. Louis in 1960.

Upon Mrs. Bidwill's death in January of 1962, team control moved to sons Charles W. Bidwill, Jr. and William V. Bidwill. In 1972, the latter and his family gained sole ownership with William becoming managing general partner. On July 1, 1976, incorporation of the company was accomplished with Bidwill continuing as chief executive officer.

After 14 years in the city, the Cardinals brought their first division title to St. Louis in 1974. The Big Red captured the NFC Eastern Division flag under Head Coach Don Coryell and advanced to the playoffs with a 10-4 regular season record. The Cardinals lost to the Minnesota Vikings, 30-14, in their first playoff appearance since 1948. Again in 1975, Coryell provided St. Louis a division crown, but another playoff loss, this time to the Rams in Los Angeles, 35-23, ended the Cards' postseason dream in their first outing.

The Cardinals next appeared in the playoffs in 1982 when Head Coach Jim Hanifan's club lost a

first-round game at Green Bay, 41-16. In 1984, an offensively explosive St. Louis team narrowly missed the playoffs—and the NFC Eastern Division title—with a 9-7 record. However, the Cardinals stumbled to a 5-11 mark in 1985, prompting Hanifan's dismissal and the hiring of long-time Dallas Cowboy assistant Gene Stallings as the team's new head coach.

## ARIZONA

After 28 years in St. Louis, the Cardinals relocated to Arizona in the spring of 1988 and made Sun Devil Stadium on the campus of Arizona State University their new home.

Their first season in the Valley of the Sun began optimistically when the team raced to a 7-4 record and a share of the NFC Eastern Division lead. But untimely injuries struck, and a five-game losing streak ensued to finish the year, dashing hopes of the club's first postseason berth since 1982.

The Cardinals' new home provided club single-game (67,139 vs. Dallas in the Arizona inaugural game) and single-season (472,937) attendance records (since broken) in the team's first autumn in Arizona. All the Cardinals' franchise attendance records have been established since moving to the desert. The record-setting inaugural season attendance total was eclipsed in 1994 when 497,330 fans, or 62,166 per game, spun the Sun Devil Stadium turnstiles. All of those attendance marks, however, have been eclipsed since the team moved into University of Phoenix Stadium.

On March 17, 1994, Bidwill announced his intention to change the name of the team to the Arizona Cardinals, and it was adopted unanimously by vote of NFL owners the following week.

The 1995 season marked another milestone when the Cardinals served as host team for Super Bowl XXX at Sun Devil Stadium on January 28, 1996.

The 1998 Arizona squad ended the franchise's 15-year playoff drought. Under head coach Vince Tobin and led by former ASU quarterback Jake Plummer, the '98 Cardinals earned a Wild Card berth by winning their last three games in dramatic fashion and each by a field goal or less – a 20-17 overtime win at Philadelphia, a 19-17 home win vs. New Orleans, and a playoff-clinching 16-13 home win over San Diego. The final game ended when Chris Jacke nailed a 52-yard field goal as time expired to win the game before a sold-out crowd at Sun Devil Stadium. The next week saw the team notch its first postseason victory since 1947 with a 20-7 win over the Cowboys at Texas Stadium. The thrilling ride ended with a 41-21 loss at Minnesota in the divisional playoffs the next week.

The 2000 season proved pivotal to the Cardinals' franchise. On Election Day, November 7, 2000, voters in Maricopa County passed Proposition 302, the Tourism and Sports Initiative, to help fund a new stadium for the Cardinals, Fiesta Bowl, and future Super Bowls, in addition to providing



revenue for Cactus League spring training baseball, tourism, and youth recreation. The 454,785 “yes” votes spelled a plurality of 33,123 votes (51.89 percent).

The attention of the sports world and beyond turned to Arizona safety Pat Tillman in 2002 when he quietly and nobly walked away from a lucrative career in pro football to enlist in the Army. Moved to action by the events of 9/11, Tillman joined the elite Army Rangers and, in April of 2004, was killed while serving in Afghanistan. His jersey number 40 became the fifth in team history to be retired.

In 2005, the Cardinals made NFL history by participating in the NFL’s first-ever regular season game played outside the United States. On October 2, the Cards defeated the 49ers 31-14 before a record crowd of 103,467 in Mexico City’s Estadio Azteca, the largest crowd ever to see an NFL regular season game.

The 2006 season marked the team’s first at State Farm Stadium, recognized by BusinessWeek as one of the 10 most impressive sports facilities in the world. Since then, the world-class venue has attracted record crowds for the franchise and has allowed the team to sell-out every game played in the venue. On February 3, 2008, the stadium hosted Super Bowl XLII between the New York Giants and the New England Patriots.

The 2008 Cardinals turned in perhaps the most memorable season in franchise history, one that ended with the team’s first-ever Super Bowl appearance. Arizona qualified for the postseason by clinching its first division title since 1975 and first-ever NFC West crown with a perfect 6-0 divisional record. As the division champs, the Cardinals hosted their first playoff game since 1947 and defeated Atlanta 30-24 in the Wild Card round. Arizona then traveled to Carolina where they faced the heavily favored

Panthers but came away with a stunning 33-13 victory. The Cards returned home the following week to host the Philadelphia Eagles in the NFC Championship game and won their first-ever NFC title by defeating the Eagles 32-25. The victory also secured a date with Pittsburgh in Super Bowl XLIII from Tampa. Before what was then the largest audience in US television history, the Cardinals fell to the Steelers, 27-23. Down 20-7 entering the fourth quarter, Arizona made the biggest comeback in Super Bowl history, with a 64-yard touchdown pass from Kurt Warner to Larry Fitzgerald, giving the Cards a 23-20 lead with under 3:00 remaining. Pittsburgh responded with a 78-yard drive that ended with Santonio Holmes’ tip-toe touchdown reception and the game’s deciding score in one of the most exciting Super Bowls ever played.

An exciting chapter in franchise history began in January of 2013 when team President Michael Bidwill hired GM Steve Keim and Head Coach Bruce Arians nine days apart. Under the leadership of Bidwill, Keim and Arians, Arizona posted a 50-32-1 record, including postseason, which represents the most wins during any five-year span in franchise history. On January 1, 2018, Arians retired as the winningest head coach in club history. The 2015 season was a banner year for the organization as the team won the NFC West, set a franchise record for wins in the regular season (13) and earned the first postseason bye in team history.

The Cardinals success at home since opening State Farm Stadium in 2006 has established the venue as one of the most hostile for opposing teams in the NFL. Arizona has a 62-41-1 regular season record in their current home stadium, and visiting teams have accumulated a league-high 170 false start penalties during those games.



**The Cardinals made their first-ever Super Bowl appearance when they met the Pittsburgh Steelers in Super Bowl XLIII.**





## ALL-TIME ALPHABETICAL ROSTER

## A

Abdullah, Hamza (S), Washington State . . . . .	2009-11
Aboushi, Oday (OL), Virginia . . . . .	2018
Abraham, John (LB), South Carolina . . . . .	2013-14
Acho, Sam (LB), Texas . . . . .	2011-14
Acker, Bill (DT), Texas . . . . .	1980-81
Adams, Henry (C), Pittsburgh . . . . .	1939
Adams, Michael (CB), Louisiana-Lafayette . . . . .	2007-12
Adams, Michael (CB), Rutgers . . . . .	1989
Agudosi, Carlton (WR), Rutgers . . . . .	2017
Agee, Sam (B), Vanderbilt . . . . .	1938-39
Ahrens, Dave (LB), Wisconsin . . . . .	1981-84
Albert, Sergio (K), U.S. International . . . . .	1974
Albrecht, Art (T), Wisconsin . . . . .	1943
Albright, Bryson (LB), Miami (Ohio) . . . . .	2017
Aldrich, Ki (C), Texas Christian . . . . .	1939-40, '43
Aldridge, Melvin (S), Murray State . . . . .	1995
Alexander, Brent (DB), Tennessee State . . . . .	1994-97
Alexander, Lorenzo (LB), California . . . . .	2013-14
Alford, Mike (C), Auburn . . . . .	1965
Allen, Carl (DB), Southern Mississippi . . . . .	1977-82
Allen, Ed (E), Creighton . . . . .	1928
Allen, Ian (T), Purdue . . . . .	2005
Allen, Jeff (DB), Iowa State . . . . .	1971
Allerman, Kurt (LB), Penn State . . . . .	1977-80, '82-84
Allison, Henry (T), San Diego State . . . . .	1975-77
Alton, Joe (T), Oklahoma . . . . .	1942, '44
Alvord, Steve (DT), Washington . . . . .	1987-88
Amerson, David (CB), North Carolina State . . . . .	2018
Anderson, Charley (E), Louisiana Tech . . . . .	1956
Anderson, Cliff (E), Indiana . . . . .	1952-53
Anderson, Damien (RB), Northwestern . . . . .	2002-05
Anderson, Derek (QB), Oregon State . . . . .	2010
Anderson, Donny (RB), Texas Tech . . . . .	1972-74
Anderson, Ed (E), Notre Dame . . . . .	1922-25
Anderson, Otis (RB), Miami (Fla.) . . . . .	1979-86
Anderson, Ronnie (WR), Allegheny College (Pa.) . . . . .	1998
Anderson, Steve (WR), Grambling State . . . . .	1995-96
Anderson, Tazwell (E), Georgia Tech . . . . .	1961-64
Anderson, Warren (WR), West Virginia State . . . . .	1978
Andros, Plato (G), Oklahoma . . . . .	1947-50
Angle, Bob (B), Iowa State . . . . .	1950
Angsman, Elmer (B), Notre Dame . . . . .	1946-52
Apolskis, Ray (T), Marquette . . . . .	1941-42, '45-50
Arapostathis, Evan (P/K), Eastern Illinois . . . . .	1986
Arenas, Javier (CB), Alabama . . . . .	2013
Armbrister, Thurston (LB), Miami . . . . .	2018
Arms, Lloyd (G), Oklahoma A&M . . . . .	1946-48
Arneson, Mark (LB), Arizona . . . . .	1972-80
Arrington, J.J. (RB), California . . . . .	2005-08
Arterburn, Elmer (B), Texas Tech . . . . .	1954
Ashton, Josh (RB), Tulsa . . . . .	1975
Atkins, Robert (DB), Grambling . . . . .	1968-69
Atkinson, Jess (K), Maryland . . . . .	1985
Auer, Howard (T), Michigan . . . . .	1933
Audick, Dan (G), Hawaii . . . . .	1977, '83
Austin, Kent (DB), Mississippi . . . . .	1986
Awalt, Robert (TE), San Diego State . . . . .	1987-89
Ayanbadejo, Obafemi (FB), San Diego State . . . . .	2004-06

## B

Babartsky, Al (T), Fordham . . . . .	1938-39, '41-42
Babin, Jason (LB), Western Michigan . . . . .	2015
Badaczewski, John (G), Western Reserve . . . . .	1948
Badger, Brad (T), Stanford . . . . .	2007
Bagdon, Ed (G), Michigan State . . . . .	1950-51
Bailey, Carlson "Monk" (DB), Utah . . . . .	1964-65
Bailey, Johnny (RB/KR), Texas A&I . . . . .	1992-93
Bailey, Rodney (DE), Ohio State . . . . .	2007
Baker, Al (DE), Colorado State . . . . .	1983-86
Baker, Budda (S), Washington . . . . .	2017
Baker, Charles (LB), New Mexico . . . . .	1980-87
Baker, Conway (T), Centenary . . . . .	1936-43, '45
Baker, Mel (WR), Texas Southern . . . . .	1976
Baker, Roy (QB), Southern California . . . . .	1929-30
Baker, Tony (RB), East Carolina . . . . .	1989
Bakken, Jim (K), Wisconsin . . . . .	1962-78
Balasaz, Frank (B), Iowa . . . . .	1941, '45
Ballard, Jake (TE), Ohio State . . . . .	2013
Banks, Jason (DE), Grambling . . . . .	2009
Banks, Tom (C), Auburn . . . . .	1971-80
Banks, Mike (TE), Iowa State . . . . .	2002-03

Bankston, Michael (DL), Sam Houston State . . . . .	1992-97
Banonis, Vince (C), Detroit . . . . .	1942, '46-50
Barber, Mike (WR), Marshall . . . . .	1989
Barfield, John (LB), Texas A&I . . . . .	1978-80
Barkeley, Matt (QB), Southern California . . . . .	2015, '17
Barksdale, Joe (T), Louisiana State . . . . .	2018
Barnes, Khalif (T), Washington . . . . .	2017
Barnes, Lawrence (RB), Tennessee State . . . . .	1978
Barnes, Mike (DB), Texas-Arlington . . . . .	1967-68
Barnes, Pete (LB), Southern . . . . .	1973-75
Barni, Roy (B), San Francisco . . . . .	1952-53
Barry, Mike (P), Rutgers . . . . .	2007
Barrett, David (CB), Arkansas . . . . .	2000-03
Barrie, Sebastian (DT), Liberty . . . . .	1994
Barry, Norm (B), Notre Dame . . . . .	1921
Barry, Paul (B), Tulsa . . . . .	1954
Bartel, Richard (QB), Tarleton State . . . . .	2010-11
Bartu, Joplo (LB), Texas State . . . . .	2016
Bates, Mario (RB), Arizona State . . . . .	1998-99
Bates, Theodore (LB), Oregon State . . . . .	1960-62
Batiste, D'Anthony (T), Louisiana-Lafayette . . . . .	2010-12
Baty, Greg (TE), Stanford . . . . .	1988
Bausch, Jim (B), Kansas . . . . .	1933
Bavaro, David (LB), Syracuse . . . . .	1990
Baxley, Rob (T), Iowa . . . . .	1992-93
Baxter, Jarrod (FB), New Mexico . . . . .	2005
Bayless, Martin (DB), Bowling Green . . . . .	1984
Baynham, Craig (RB), Georgia Tech . . . . .	1972
Beach, Pat (TE), Washington . . . . .	1993
Beal, Norm (DB), Missouri . . . . .	1962
Beathard, Pete (QB), Southern California . . . . .	1970-71
Beatty, Chuck (DB), North Texas State . . . . .	1972
Beauchamp, Al (LB), Southern . . . . .	1976
Becht, Anthony (TE), West Virginia . . . . .	2009
Beckman, Tom (DE), Michigan . . . . .	1972
Bedford, Vance (CB), Texas . . . . .	1982
Beisler, Ed (E), Notre Dame . . . . .	1940-41
Beisel, Monty (LB), Kansas State . . . . .	2006-08, '09
Belden, Charles (B), None . . . . .	1929-31
Bell, Anthony (LB), Michigan State . . . . .	1986-90
Bell, Bob (DE), Cincinnati . . . . .	1974-78
Bell, Gordon (RB), Michigan . . . . .	1978-79
Bell, Marcus (DT), Memphis . . . . .	2001-03
Bell, Mark (WR), Colorado State . . . . .	1981
Bell, Jeremiah (S), Eastern Kentucky . . . . .	2013
Belton, Willie (RB), Maryland State . . . . .	1973-74
Benard, Marcus (LB), Jackson State . . . . .	2013-14
Bennett, Charles (B), None . . . . .	1933
Bennett, Tommy (S), UCLA . . . . .	1996-2000
Benkewire, Bené (CB), San Jose State . . . . .	2018
Bergen, Adam (TE), Lehigh . . . . .	2005-06
Berger, Mitch (P), Colorado . . . . .	2007
Bergerson, Gil (T), Oregon State . . . . .	1933
Bergold, Scott (DT), Wisconsin . . . . .	1985-86
Bernardi, Frank (B), Nebraska . . . . .	1955-57
Berquist, Jay (G), Nebraska . . . . .	1927
Berry, Bertrand (DE), Notre Dame . . . . .	2004-09
Berry, Gil (B), Illinois . . . . .	1935
Bertagnolli, Libero (G), Washington (Mo.) . . . . .	1942, '45
Bessilieu, Don (S), Georgia Tech . . . . .	1982
Bethea, Antoine (S), Howard . . . . .	2017-18
Bethel, Justin (CB), Presbyterian . . . . .	2012-17
Beuerlein, Steve (QB), Notre Dame . . . . .	1993-94
Bienemann, Troy (TE), Washington State . . . . .	2007
Bienemann, Tom (E), Drake . . . . .	1951-56
Bilbo, Jon (T), Mississippi . . . . .	1938-39
Bird, Steve (WR), Eastern Kentucky . . . . .	1983-84
Birdsong, Carl (P), Southwestern Oklahoma State . . . . .	1981-85
Birlem, Keith (B), San Jose State . . . . .	1939
Bishop, Desmond (LB), California . . . . .	2014
Black, Tim (LB), Baylor . . . . .	1977
Blackburn, Bill (C), Rice . . . . .	1946-50
Blackstock, Darryl (LB), Virginia . . . . .	2005-07
Blackwell, Hal (B), South Carolina . . . . .	1945
Blair, Stanley (CB), Southeastern Oklahoma State . . . . .	1990
Blake, Jeff (DB), East Carolina . . . . .	2003
Blanchard, Cary (K), Oklahoma State . . . . .	2000-01
Blazine, Tony (T), Illinois Wesleyan . . . . .	1935-40
Bliss, Homer (G), Washington & Jefferson . . . . .	1928
Blount, Eric (RB/KR), North Carolina . . . . .	1992-93
Blumenthal, Morris (B), Northwestern . . . . .	1925
Blumer, Herb (E), Missouri . . . . .	1925-30, '33
Bock, Wayne (T), Illinois . . . . .	1957

Boehm, Evan (C/G), Missouri . . . . .	2016-17
Boggs, Taylor (G), Humboldt State . . . . .	2016
Bogge, George (B), Stanford . . . . .	1930
Bohlmann, Frank (G), Marquette . . . . .	1942
Bohm, Ron (DT), Illinois . . . . .	1987
Bojovic, Novo (K), Central Michigan . . . . .	1985
Boldin, Anquan (WR), Florida State . . . . .	2003-09
Bollinger, Brian (G), North Carolina . . . . .	1994
Bonelli, Ernie (B), Pittsburgh . . . . .	1944
Bonner, Sherrick (QB), California State-Northridge . . . . .	1995
Boone, Alex (G), Ohio State . . . . .	2017
Booth, Clarence (T), Southern Methodist . . . . .	1943
Booty, John (DB), Texas Christian . . . . .	1993
Borum, Jarvis (T), North Carolina State . . . . .	2001-02
Boso, Cap (TE), Illinois . . . . .	1986
Bostic, Joe (RB), Kentucky . . . . .	1979-89
Boston, David (WR), Ohio State . . . . .	1999-02
Boston, Tre (S), North Carolina . . . . .	2018
Bouie, Kevin (RB), Mississippi State . . . . .	1997
Bouka, Elie (CB), Calgary . . . . .	2016
Bova, Tony (E), St. Francis . . . . .	1944
Bowers, Andy (DE), Utah . . . . .	2001-02
Boyetette, Garland (LB), Grambling State . . . . .	1962-63
Boyd, Bill (B), Westminster (Mo.) . . . . .	1930-31
Boyd, Shane (QB), Kentucky . . . . .	2006
Boydston, Max (G), Oklahoma . . . . .	1955-58
Braden, Dave (G), Marquette . . . . .	1945
Bradford, Ronnie (CB), Colorado . . . . .	1996
Bradford, Sam (QB), Oklahoma . . . . .	2018
Bradley, Bill (DB), Texas . . . . .	1977
Bradley, Dave (G), Penn State . . . . .	1972
Bradley, Hal (E), Elon . . . . .	1938-39
Bradley, Hal (G), Iowa . . . . .	1928
Bradley, Melvin (LB), Arkansas . . . . .	1999
Bradley, Stewart (LB), Nebraska . . . . .	2011-12
Braham, Rich (G/T), West Virginia . . . . .	1994
Braham, Tony (C), Oklahoma . . . . .	1973-81
Braidwood, Charles (E), Tennessee-Chattanooga . . . . .	1932
Branch, Alan (DT), Michigan . . . . .	2007-10
Branch, Tyvon (S), Connecticut . . . . .	2016-17
Braxton, David (LB), Wake Forest . . . . .	1990-93
Breaston, Steve (WR/PR), Michigan . . . . .	2007-10
Bredson, Bill (B), Oklahoma A&M . . . . .	1954
Brennan, Mike (G), Notre Dame . . . . .	1991
Brennan, Willis (T), None . . . . .	1920-27
Brett, Ed (E), Washington State . . . . .	1936
Brettschneider, Carl (LB), Iowa State . . . . .	1956-59
Brewer, Aaron (LS), San Diego State . . . . .	2016
Bridges, Jeremy (T), Southern Mississippi . . . . .	2004-05, 09-18
Brim, Michael (CB), Virginia Union . . . . .	1992
Brinkley, Jasper (LB), South Carolina . . . . .	2013
Britton, Earl (B), Illinois . . . . .	1929
Brown, Fred (WR), Southern Mississippi . . . . .	1997-98
Bronson, John (TE/FB), Penn State . . . . .	2005-2006
Brooks, Carlel (CB), Adams State . . . . .	2015
Brooks, Carlos (DB), Bowling Green . . . . .	1995
Brooks, Ethan (T), Williams (Mass.) . . . . .	2000
Brooks, Jonathan (LB), Clemson . . . . .	1980
Brooks, Leo (DE), Texas . . . . .	1973-76
Brosky, Al (B), Illinois . . . . .	1954
Broughton, Nehemiah (FB), The Citadel . . . . .	2010
Brown, Chadrick (DE), Mississippi . . . . .	1993-95
Brown, Chuck (C/G), Houston . . . . .	1979-80
Brown, Cody (LB), Connecticut . . . . .	2009
Brown, Dave (DB), Duke . . . . .	1998-2001
Brown, Derek (TE), Notre Dame . . . . .	1999-00
Brown, Elton (G), Virginia . . . . .	2005-08
Brown, Hardy (LB), Tulsa . . . . .	1956
Brown, Ivory Lee (RB), Arkansas-Pine Bluff . . . . .	1991-92
Brown, J.B. (DB), Maryland . . . . .	1998
Brown, Jaron (WR), Clemson . . . . .	2013-17
Brown, John (WR), Pittsburgh State . . . . .	2014-17
Brown, Lance (DB), Indiana . . . . .	1995-96
Brown, Levi (T), Penn State . . . . .	2007-2013
Brown, Lomas (T), Florida . . . . .	1996-98
Brown, Miff (G), Florida State . . . . .	2006
Brown, Ralph (CB), Nebraska . . . . .	2007-09
Brown, Ray (T), Arkansas State . . . . .	1986-88
Brown, Robert (TE), Alcorn A&M . . . . .	1969-70
Brown, Rod (FB), North Carolina State . . . . .	1997-98
Brown, Ron (WR), Colorado . . . . .	1987
Brown, Rush (DT), Ball State . . . . .	1980-83
Brown, Terry (DB), Oklahoma State . . . . .	1969-70

Brown, Theotis (RB), UCLA	1979-81	Chamberlin, Guy (C), Nebraska	1927	Cross, Bob (T), Stephen F. Austin	1958-59
Brubaker, Dick (E), Ohio State	1955, '57	Chandler, Al (DE), Oklahoma	1978-79	Crow, John David (RB), Texas A&M	1958-64
Bruckner, Les (B), Michigan State	1955	Chandler, Chris (QB), Washington	1991-93	Crow, London (DB), Southern California	1955-57
Brumm, Don (DE), Purdue	1963-69, '72	Chapura, Dick (DT), Missouri	1990	Crowder, Earl (B), Oklahoma	1939
Brunner, Scott (QB), Delaware	1985	Chaprier, Len (DB), Illinois	1921	Crum, Bob (DE), Arizona	1934
Bryan, Jon (B), Chicago	1922	Chappell, Leon (G), None	1920-21	Crump, Dwayne (DB), Fresno State	1973-76
Bryant, Charlie (RB), Allen (S.C.)	1966-67	Chavous, Corey (DB), Vanderbilt	1998-2001	Cuff, Ward (B), Marquette	1946
Bryant, Christian (S), Ohio State	2016	Cheatham, Lloyd (DB), Auburn	1942	Culpepper, Edward (G), Alabama	1958-60
Bryant, Chuck (E), Ohio State	2016	Cherry, Ed (B), Hardin-Simmons	1938-39	Cunningham, Ed (C), Washington	1992-95
Bryant, Reid (DT), Texas A&M	2015	Chickillo, Nick (G), Miami (Fla.)	1953	Cunningham, Eric (G), Penn State	1980
Bryant, Wendell (DT), Wisconsin	2002-04	Childress, Joe (RB), Auburn	1960, '62-65	Cunningham, Korey (OL), Cincinnati	2018
Buccannon, Deone (LB), Washington State	2014-18	Childs, Jim (WR), California Poly-San Luis Obispo	1978-80	Cunningham, Rick (T), Texas A&M	1992-94
Buck, Mike (QB), Maine	1995	Chilton, Gene (C), Texas	1986-87	Cuzzo, Gary (DB), Virginia	1972
Buckeye, Garland (T), None	1920-24	Chisick, Andy (C), Villanova	1940-41	Cuppoletti, Bree (G), Oregon	1934-38
Bucklin, Tom (B), Idaho	1927	Christenson, Marty (B), Minnesota	1940	Curcillo, Tony (B), Ohio State	1953
Buczowski, Bob (DT), Pittsburgh	1989	Christian, Gerald (TE), Louisville	2015	Curran, Harry (B), Boston College	1920-21
Bukant, Joe (B), Washington (Mo.)	1942-43	Christian, Marqui (S), Midwestern State	2016	Curry, Herschel (DB), Oregon State	1994
Bulger, Chet (T), Auburn	1942-43, '45-49	Christman, Paul (QB), Missouri	1945-49	Currie, Don (E), Boston College	1943
Bulman, Tim (DT), Boston College	2005	Christopherson, Ryan (FB), Wyoming	1996	Curry, Clarence (C), Villanova	2004
Bundy, Marquis (WR), New Mexico	2016	Ciccone, Ben (C), Duquesne	1942	Curtis, Travis (FS), West Virginia	1987-88
Burch, John (RB), Tennessee-Martin	1989	Clancy, Kendrick (DT), Mississippi	2006	Curzon, Harry (B), None	1928
Burke, Anthony (DT), Minnesota	1987	Clancy, Sean (LB), Amherst	1979-80		
Burke, Thomas (DE), Wisconsin	1999-02	Clark, Beryl (B), Oklahoma	1940		
Burkett, Jeff (E), Louisiana State	1947	Clark, Bill (G), None	1920	Dadden, Jerry (WR), Miami (Fla.)	1968-70
Burl, Alex (B), Colorado A&M	1956	Clark, Charles (G), Harvard	1924	Daddio, Bill (E), Pittsburgh	1941-42
Burnett, Ray (B), None	1938	Clark, Ernie (LB), Michigan State	1968	Dafney, Bernard (G), Tennessee	1995
Burnett, Victor (DE), Fresno State	1987	Clark, Gary (WR), James Madison	1993-94	Dahms, Tom (T), San Diego State	1956
Burns, Leon (RB), California State-Long Beach	1972	Clark, Jessie (RB), Arkansas	1988-89	Daniels, Darrell (TE), Washington	2018
Burnstein, Brent (DT), Arizona State	1997	Clark, Jon (T), Temple	1998-00	Daniels, Jerome (G), Northeastern	1997-99
Burton, Jim (DB), Auburn	1963-67	Clark, Randy (C), Northern Illinois	1980-86	Dansby, Karlos (LB), Auburn	2004-'09, '13
Burton, Ron (LB), North Carolina	1989	Clasby, Bob (DE), Notre Dame	1986-90	Darby, Matt (S), UCLA	1996-97
Bush, Michael (RB), Louisville	2014	Clatt, Corwin (B), Notre Dame	1948-49	Dardar, Ramsey (DT), Louisiana State	1983-84
Bush, Steve (TE), Arizona State	2001-03	Clausbach, Blaine (OL), Mississippi State	2018	Darding, James (LB), Washington State	2003
Busler, Ray (T), Marquette	1940-41, '45	Claxton, Ben (C), Mississippi	2009-10	Davey, Rohan (RB), Louisiana State	2005
Bussey, Ellis (B), Chicago	1929	Claypool, Ralph (C), Purdue	1925-26, '28	Davids-Garrido, Norberto (T), Southern California	2000
Butler, Crezdon (CB), Clemson	2011-12	Clayton, Ralph (WR), Michigan	1981	Davidson, Joe (G), Colgate	1928
Butler, Drew (P), Georgia	2014-16	Clement, Anthony (T), Southwestern Louisiana	1998-04	Davidson, Bill (T), Texas Tech	1940-41
Butler, Jim (RB), Edward Waters (Fla.)	1972	Clement, John (S), Southern Methodist	1941	Davis, Cedric (DB), Clemson	1984
Butler, John (B), Tennessee	1944	Clemmons, Chris (S), Clemson	2014-15	Davis, Billy (CB), Tennessee State	1995
Butler, Kevin (K), Georgia	1996-97	Cobb, Tom (T), Arkansas	1931	Davis, Charlie (DT), Texas Christian	1975-79
Butler, Victor (LB), Oregon State	2014	Cobbins, Lyron (LB), Notre Dame	1997	Davis, Dexter (DB), Clemson	1991-93
Butts, Ed (B), Chico State	1929	Cochran, Antonio (DE), Georgia	2005	Davis, Greg (K), Citadel	1991-96
Butz, Dave (DE), Purdue	1973-74	Cochran, John (B), Wake Forest	1947-50	Davis, Jerry (B), Southeast Louisiana	1948-51
Byrd, Dominique (TE), Southern California	2009	Coder, Ron (G), Penn State	1980	Davis, Leonard (T), Texas	2001-06
Byrd, LaRon (WR), Miami (Fla.)	2012-13	Cody, Mac (WR), Memphis	1999-00	Davis, Paul (LB), North Carolina	1935
Bynes, Josh (LB), Auburn	2017-18	Coffee, Jim (B), Louisiana State	1937-38	Davis, Ray "Hermin" (E), Birmingham-Southern	1935

**C**

Cahill, Ron (B), Holy Cross.....	1943	Coleman, Ben (T/G), Wake Forest.....	1993-95	Davis, Russell (DT), North Carolina.....	2000-05
Cain, Jim (E), Alabama.....	1949	Coleman, Derrick (FB), UCLA.....	2018	Davis, Wayne (LB), Alabama.....	1987-88
Cain, J.V. (WR/TE), Colorado.....	1974-77	Coleman, Sidney (LB), Southern Mississippi.....	1991	Davis, Will (LB), Illinois.....	2009-10
Caldwell, Mike (LB), Middle Tennessee State.....	1997	Colhouer, Jake (G), Oklahoma A&M.....	1946-48	Dawson, Doug (G), Texas.....	1984-86
Camarillo, Rich (P), Washington.....	1989-93	Colledge, Daryn (G), Boise State.....	2011-13	Dawson, Mike (DT), Arizona.....	1976-82
Campana, Al (B), Youngstown State.....	1953	Collier, Tim (CB), East Texas State.....	1980-81	Dawson, Phil (K), Texas.....	2017-18
Campbell, Bill (G), Oklahoma.....	1945-49	Collins, George (C), Georgia.....	1978-82	Day, Thomas (G), North Carolina A&T.....	1960
Campbell, Calais (DE/DT), Miami (Fla.).....	2008-16	Collins, Paul (B), Missouri.....	1945	DeCarafene, Bill (B), Northwestern.....	1947-48
Campbell, Mark (DT), Florida.....	1997	Combs, Chris (TE), New Mexico.....	1980-81	DeGeffenried, Allen (OL), Vanderbilt.....	1997-98
Canaday, Cameron (LS), Portland State.....	2016	Compton, Ogden (OB), Hardin-Simmons.....	1952	Delevan, But (T), Pacific.....	1955-56
Cantor, Leo (B), UCLA.....	1945	Conley, Steve (LB), Kansas.....	1975	Del Greco, Al (K), Auburn.....	1987-90
Carano, Rolando (G), ITESM Monterrey.....	2005-06	Conoly, Bill (G), Texas.....	1946	DeMarco, Bob (G/C), Dayton.....	1961-69
Carey, Joe (G), None.....	1920	Conrad, Bobby Joe (FL), Texas A&M.....	1960-68	Demers, Kenny (LB), Michigan.....	2013-15
Carlson, John (TE), Notre Dame.....	2014	Considine, Sean (S), Iowa.....	2011	DesJardian, Paul (G), Chicago.....	1920
Carlson, Hal (G), DePaul.....	1937	Cook, Dave (B), Illinois.....	1934-36	Deskin, Versil (E), Drake.....	1935-39
Carpenter, Chad (WR), Washington State.....	1997-99	Cook, Edward (G/T), Notre Dame.....	1960-65	DeStefano, Fred (B), Northwestern.....	1924-25
Carpenter, Steve (DB), Western Illinois.....	1981	Cook, Michael (T), Boston College.....	2001	Devlin, Chuck (S), Utah State.....	1973
Carr, Jim (B), Morris Harvey.....	1955, '57	Coomer, Joe (T), Stephen F. Austin.....	1947-49	Detwiler, Mike (C), Iowa.....	1996-99
Carr, Lydell (FB), Oklahoma.....	1989	Cooper, Chris (DE), Nebraska-Omaha.....	2006-07	Dewell, Bill (E), Southern Methodist.....	1940-41, '45-49
Carrell, Duane (P), Florida State.....	1977	Cooper, Jonathan (G), North Carolina.....	2013-15	Doerflinger, James (T), South Carolina.....	1996-99
Carter, Carl (CB), Texas Tech.....	1986-89	Cooper, Marcus (CB), Rutgers.....	2016	Diamond, Lorenzo (TE), Auburn.....	2004
Carson, Glenn (LB), Penn State.....	2014	Cooper, Pharoah (WR), South Carolina.....	2018	DiBernardo, Rick (LB), Notre Dame.....	1986
Carter, David (DT), UCLA.....	2011-2012	Coppage, Al (E), Oklahoma.....	1940-42	Dickson, Paul (DT), Baylor.....	1971
Carter, Dwyshod (CB), Kansas State.....	2004-05	Cosner, Don (B), Montana State.....	1939	Diehl, Charles (G), Idaho.....	1930-31
Carter, Joe (TE), Southern Methodist.....	1945	Cotton, Barney (G), Nebraska.....	1980-82	Dierdorf, Dan (G/T), Michigan.....	1971-83
Carter, Pat (TE), Florida State.....	1996-97	Cousins, John (DE), Florida A&M.....	1998	Dill, Scott (T), Memphis State.....	1988-89
Carter, Ross (G), Oregon.....	1936-39	Cowan, Larry (RB), Jackson State.....	1987	Dimancheff, Babe (B), Purdue.....	1947-50
Carter, Willie (B), Tennessee State.....	1953	Cowhig, Jerry (B), Notre Dame.....	1950	Dismanch, Chris (G), Nebraska.....	1997-2003
Case, Stony (QB), New Mexico.....	1995-98	Crangle, John (B), Illinois.....	1923	Dittrich, John (G), Wisconsin.....	1956
Cason, Antoine (CB), Arizona.....	2013	Crass, Bill (B), Louisiana State.....	1937	Dixon, Brian (CB), NW Missouri State.....	2016
Castille, Tim (FB), Alabama.....	2008	Creighton, Milan (E), Arkansas.....	1931-37	Dooble, Conrad (G), Wyoming.....	1972-77
Catanzaro, Chandler (K), Clemson.....	2014-16	Crenshaw, Kirby (FB), Kansas State.....	1964-69	Dockett, Darnell (DT), Florida State.....	2004-14
Cater, Greg (P), Tennessee-Chattanooga.....	1986-87	Criswell, Willy (DE), Kansas.....	1980-81	Doncker, Bill (QB), San Diego State.....	1976-77
Caywood, Les (G), St. John's (N.Y.).....	1931	Crittendon, John (E), Wayne State.....	1954	Doolan, John (B), Georgetown.....	1947-48
Cecil, Chuck (FS), Arizona.....	1994	Cromatic, Antonio (CB), Florida State.....	2014	Dora, Vontarius (LB), Louisiana Tech.....	2018-
Celestino, Oliver (SS), Texas Southern.....	2007-08	Croom, Larry (RB), Nevada-Las Vegas.....	2004	Dorris, Andy (DE), New Mexico State.....	1973
Centers, Larry (RB), Stephen F. Austin.....	1990-98	Cross, Bill (B), West Texas State.....	1951-53	Douge, Early (WR), Louisiana State.....	2008-12

## D

Daanen, Jerry (WR), Miami (Fla.)	1968-70
Daddio, Bill (E), Pittsburgh	1941-42
Dafney, Bernard (G), Tennessee	1995
Dahms, Tom (T), San Diego State	1956
Daniels, Darrell (E), Washington	2018-
Daniels, Jerome (G), Northeastern	1997-99
Dansby, Karlos (LB), Auburn	2004-09, 13, '17
Darby, Matt (S), UCLA	1996-97
Dardar, Ramsey (DT), Louisiana State	1983-84
Darling, James (LB), Washington State	2003
Davey, Rohan (RB), Louisiana State	2005
Davids-Garrido, Norberto (T), Southern California	2000
Davidson, Joe (G), Colgate	1928
Davis, Bill (T), Texas Tech	1940-41
Davis, Billy (DB), Clemson	1984
Davis, Cedric (CB), Tennessee State	1995
Davis, Charlie (DT), Texas Christian	1975-79
Davis, Dexter (DB), Clemson	1991-93
Davis, Greg (K), Citadel	1991-96
Davis, Jerry (B), Southeast Louisiana	1948-51
Davis, Leonard (T), Texas	2001-06
Davis, Paul (LB), North Carolina	1983
Davis, Ray "Hermit" (E), Birmingham-Southern	1935
Davis, Reuben (DE), North Carolina	1992-93
Davis, Ron (DE), Virginia State	1973
Davis, Russell (DT), North Carolina	2000-05
Davis, Wayne (LB), Alabama	1987-88
Davis, Will (LB), Illinois	2009-10
Dawson, Doug (G), Texas	1984-86
Dawson, Mike (DT), Arizona	1976-82
Dawson, Phil (K), Texas	2017-18
Day, Thomas (G), North Carolina A&T	1960
DeCorrington, Bill (B), Northwestern	1947-48
DeGraffenreid, Allen (OL), Vanderbilt	1997-98
Delevan, Burt (T), Pacific	1955-56
De Greco, Al (K), Auburn	1987-90
DeMarco, Bob (G/C), Dayton	1961-69
Demens, Kenny (LB), Michigan	2013-15
DesJardien, Paul (G), Chicago	1920
Deskin, Versil (E), Drake	1935-39
DeStefano, Fred (B), Northwestern	1924-25
Detwiler, Chuck (S), Utah State	1973
Devlin, Mike (C), Iowa	1996-99
Dewell, Bill (E), Southern Methodist	1940-41, 45-49
Dexter, James (T), South Carolina	1996-99
Diamond, Lorenzo (TE), Auburn	2004
DiBernardo, Rick (LB), Notre Dame	1986
Dickson, Paul (DT), Baylor	1971
Diehl, Charles (G), Idaho	1930-31
Dierdorf, Dan (G/T), Michigan	1971-83
Dill, Scott (T), Memphis State	1988-89
Dimancheff, Babe (B), Purdue	1947-50
Dishman, Chris (G), Nebraska	1997-2003
Dittrich, John (G), Wisconsin	1956
Dixon, Brian (CB), NW Missouri State	2016
Dobler, Conrad (G), Wyoming	1972-77
Dockett, Darnell (DT), Florida State	2004-14
Donckers, Bill (DB), San Diego State	1976-77
Doolan, John (B), Georgetown	1947-48
Dora, Vontarris (LB), Louisiana Tech	2018-
Dorris, Andy (DE), New Mexico State	1923
Doucet, Early (WR), Louisiana State	2008-19

Douds, Forrest (T), Washington & Jefferson	1932	Fauria, Joseph (TE), UCLA	2015	Gibson, Mike (G/C), California	2012-13
Dougherty, Phil (C), Santa Clara	1938	Faust, George (B), Minnesota	1939	Gilbert, Freddie (DE), Georgia	1959
Dove, Bob (E), Notre Dame	1948-53	Favron, Calvin (LB), Southeast Louisiana	1979-82	Gilchrist, George (T), Tennessee State	1983
Dowdell, Marcus (WR), Tennessee State	1995-96	Feagles, Jeff (P), Miami (Fla.)	1994-97	Gill, Randy (LB), San Jose State	1978
Dowell, Gwyn (B), Texas Tech	1935-36	Feely, Jay (K), Michigan	2010-13	Gillen, John (LB), Illinois	1981-82
Dowling, Pat (E), DePaul	1929	Fells, Darren (TE), California-Irvine	2014-16	Gillette, Walker (WR), Richmond	1972-73
Downs, Michael (FS), Rice	1989	Ferrell, Earl (RB), East Tennessee State	1982-89	Gilliam, John (WR), South Carolina State	1969-71
Doyle, Ted (E), Nebraska	1944	Ferri, Diamond (RB), Syracuse	2006	Gillis, Fred (T), Cornell	1920-28
Drake, Kevin (WR), Alabama-Birmingham	1998	Ferry, Lou (T), Villanova	1951	Gillis, Don (C), Rice	1958-61
Drake, Jerry (DT), Hastings (Neb.)	1995-00	Fieck, Amod (WR), Montclair State	1990-91	Gilmore, Bryan (WR), Midwestern State (Tex.)	2000-03
Dray, Jim (TE), Stanford	2010-13	Field, Doak (LB), Baylor	1982	Ginn Jr., Ted (WR), Ohio State	2014
Drescher, Justin (LS), Colorado	2017	Field, Harry (T), Oregon State	1934-36	Giorlando, Dan (LB), Cincinnati	2013
Driscoll, John "Paddy" (B), Northwestern	1920-25	Fife, Ralph (G), Pittsburgh	1942, '45	Glassgow, Willis (B), Iowa	1931
Driskill, Joseph (DB), Northeast Louisiana	1960-61	Fina, John (T), Arizona	2002	Glenne, Mike (DB), North Carolina State	2018
Druis, Al (B), Temple	1945-46	Finn, Bernie (B), Holy Cross	1932	Glick, Frederick (DB), Colorado A&M	1960-61
Duda, Mark (DT), Maryland	1983-87	Finnie, Roger (T), Florida A&M	1973-78	Goble, Les (B), Alfred	1954-55
Duerson, Dave (DB), Notre Dame	1991-93	Finnin, Tom (T), Detroit	1957	Goldberg, Marshall "Biggie" (B/DB), Pittsburgh	1939-40
Dugan, Len (C), Wichita	1937-39	Fischer, Bill (T), Notre Dame	1949-53		46-48
Duggan, Gil (T), Oklahoma	1942-43, '45	Fischer, Pat (DB), Nebraska	1961-67	Golden, Brittan (WR), West Texas A&M	2013-17
Duggins, George (E), Purdue	1934	Fisher, Ev (B), Santa Clara	1938-39	Golden, Markus (LB), Missouri	2015-18
Dukes, Jamie (C), Florida State	1995	Fisher, Levar (LB), North Carolina State	2002-03	Goldick, Zach (OL), Colorado State	2018
Dulin, Gary (DE), Ohio State	1986-87	Fisher, Mike (WR), Baylor	1981	Goldman, Sam (E), Ohio State	1948
Dunbar, Carl (DE), Louisiana State	1994-95	Fiske, Max (B), DePaul	1937	Goldsberry, John (T), Indiana	1949-50
Duncan, Clyde (WR), Tennessee	1984-85	Fitzgerald, Larry (WR), Pittsburgh	2004	Gonzalez, Zane (K), Arizona State	2018
Duncan, Tim (K), Oklahoma	2002-03	Fitzgibbon, Paul (B), Creighton	1928	Goode, Iv (G/C), Kentucky	1962-71
Duncan, Bobby (T), West Texas State	1968	Flagler, Terrence (RB), Clemson	1990-91	Goode, John (TE), Youngstown	1984
Dunn, Joe (B), Marquette	1925-26	Flanagan, Latham (E), Carnegie Tech.	1931	Goode, Zavier (LB), Missouri	2016
Dunstan, Elwyn (T), Portland	1938-39	Fleming, Antonio (G), Georgia	1998	Goodman, Aubrey (T), Chicago	1927
Dupre, Malachai (WR), Louisiana State	2018	Fleming, Jamell (CB), Oklahoma	2012-13	Goodman, Don (RB), Cincinnati	1969
Duren, Clarence (S), California	1973-76	Flenniken, Max (B), Geneva	1930	Goodspeed, Mark (T), Nebraska	1980
Durko, John (E), Albright	1945	Florence, Paul (E), Loyola (ILL.)	1920	Goodwin, C.J. (CB), California (PA)	2017
Dwyer, Jonathan (RB), Georgia Tech	2014	Floyd, Eric (G), Auburn	1995	Gordon, Bob (B), Tennessee	1958
Dwyer, Nate (DT), Kansas	2002	Floyd, John (WR), Northeast Louisiana	1981	Gordon, Lou (T), Illinois	1930-35
Dye, Ernest (G), South Carolina	1993-96	Floyd, Michael (WR), Notre Dame	2012-16	Gorn, Brandon (T), Purdue	2006
Dyke, Keilen (DT), West Virginia	2009-10	Folston, James (LB), Northeast Louisiana	1999-2000	Goss, Jason (CB), Texas Christian	2003
Dysert, Zac (QB), Miami (Ohio)	2016	Folz, Art (B), Chicago	1923-25	Gossett, Colby (OL), Appalachian State	2018
		Foote, Larry (LB), Michigan	2014	Grace, Steve (C), Arizona	2002-03
		Ford, Rudy (S/CB), Auburn	2017	Graham, Aaron (C), Nebraska	1996-99
		Forney, Phil (B), East Tennessee State	1987	Graham, Al (G), None	1932-33
Eason, Nick (DT), Clemson	2011-12	Foster, D.J. (RB), Arizona State	2017	Graham, Ben (P), Deakin (Australia)	2008-11
Eason, Mijrell (DB), Arizona State	2002	Foster, Larry (WR), Louisiana State	2003	Graham, Kent (QB), Ohio State	1996-97
Eaton, Tracey (S), Portland State	1990	Foster, Ralph (T), Oklahoma A&M	1945-46	Gramatica, Bill (K), South Florida	2001-03
Ebiti, Ray (E), Notre Dame	1942	Fox, Chas (WR), Furman	1986	Grant, Charles (G/T), Southern	1961
Echols, Bob (T), Northwestern	1962-63	Francis, Gene (B), Chicago	1926	Granger, Hugh (B), St. Mary's (Calif.)	1928
Eckl, Fate (T), Wisconsin	1946	Francisco, Aaron (S), Brigham Young	2005-08	Gray, Cecil (G/T), North Carolina	1995
Edmonds, Chase (RB), Fordham	2018	Franklin, George (RB), Texas A&I	1977-78	Gray, Earnest (WR), Memphis State	1985
Edwards, Anthony (WR), New Mexico Highlands	1991-98	Fredrickson, Rob (LB), Michigan State	1999-02	Gray, Ken (G), Howard Payne	1958-69
Edwards, Dick (RB), Tennessee State	1968-71	Freene, Dwight (LB), Syracuse	2015	Gray, Mel (WR), Missouri	1971-82
Edwards, Eric (TE), Louisiana State	2004-05	Fritsch, Ernest (C), Detroit	1960	Gray, Oscar (FB), Arkansas	1955
Egan, Dick (E), Wilmington	1920-23	Fua, Alani (LB), Brigham Young	2015-16	Gray, Tim (DB), Texas A&M	1975
Eggers, Doug (LB), South Dakota State	1958	Fugler, Dick (T), Tulane	1954	Graybill, Mike (T), Boston University	1990
Eikenberg, Charles (DB), Rice	1948	Fuller, Frank (DT), Kentucky	1959-62	Green, Eric (CB), Virginia Tech	2005-08
Eliopoulos, Jim (LB), Wyoming	1983	Fuller, Larry (B), None	1945	Green, Justin (FB), Montana	2009
Elkins, Fait (B), Marshall	1939	Fullington, John (G), Washington State	2015	Green, Marshay (CB), Mississippi	2011
Ellington, Andre (RB), Clemson	2013-17	Furrer, Will (DB), Virginia Tech	1993	Green, Roy (DB/WR), Henderson State	1979-90
Ellington, Dante (T), Alabama	2005			Greene, Doug (DB), Texas A&I	1978
Ellis, Walt (T), Detroit	1926-27			Greene, Ed (E), Loyola (ILL.)	1926-27
Ellstrom, Marv (B), Oklahoma	1936			Greene, Frank (B), Tulsa	1934
Elzey, Charles (C), Southern Mississippi	1960-61			Greene, Ken (DB), Washington State	1978-82
Elwell, Jack (E), Purdue	1962			Grey, Curtis (DE), Michigan	1989-91
Emerson, Vernon (T), Minnesota-Duluth	1969-71			Greisen, Chris (QB), Northwest Missouri State	1990-01
Engbrechtsen, Paul (G), Northwestern	1933			Gresham, Jermaine (TE), Oklahoma	2015-18
England, Eric (DE), Texas A&M	1994-96			Greig, Marion (RB), Arizona State	2014
Enrich, Steve (G), Marquette	1945			Griffin, Bob (C/G), Arkansas	1961
Erickson, Hal (B), Washington & Jefferson	1925-28			Griffin, Jeff (CB), Utah	1981-85
Erickson, Mickey (C), Northwestern	1930-31			Griffith, Homer (B), Southern California	1934
Esiason, Boomer (QB), Maryland	1996			Griffith, Robert (FS), San Diego State	2005-06
Esser, Clarence (E), Wisconsin	1947			Grigas, John (B), Holy Cross	1943-44
Etcheverry, Sam (QB), Denver	1961-62			Grooms, Jerry (C), Notre Dame	1951-55
Euhus, Tim (TE), Oregon State	2007			Grooms, Jerry (DE), Tennessee Tech	1982-85
Evans, Dick (E), Iowa	1940-43			Grosvener, George (B), Colorado	1936-37
Evans, Earl (T), Harvard	1925			Groves, Quentin (LB), Auburn	2012
Evans, Scott (DL), Oklahoma	1991			Gruddiaudai, Mike (C), Central Florida	2000-02
				Guglielmi, Ralph (QB), Notre Dame	1961
				Guidry, Kevin (CB), Louisiana State	1989
				Gunter, Rodney (DT), Delaware State	2015
				Guymes, Thomas (T), Michigan	1997-98





Hall, John (B), Texas Christian	1940-41, '43	Holden, Will (G/T), Vanderbilt	2017-	Johnson, Bobby (DB), Texas	1985-86
Hall, Ken (RB), Texas A&M	1959, '61	Holliday, Carlyle (WR), Notre Dame	2005-06	Johnson, Brandon (LB), Louisville	2006-07
Hall, Max (QB), Brigham Young	2010-11	Holliday, Vonnie (DE), North Carolina	2011-12	Johnson, Bryant (WR), Penn State	2003-07
Halloran, Shawn (QB), Boston College	1987	Holloway, David (LB), Maryland	2007	Johnson, Charles (DB), Grambling	1981
Halstrom, Bernie (B), Illinois	1920-21	Holloway, Johnny (CB), Kansas	1987	Johnson, Charley (DB), New Mexico State	1961-69
Hambrick, Troy (RB), Savannah State	2004	Hood, Roderick (P), Pittsburgh	1984	Johnson, Chris (RB), East Carolina	2015-17
Hamilton, Lawrence (WR), Stephen F. Austin	2004	Holm, Bernie (CB), Alabama	1932	Johnson, Chuckie (OT), Auburn	1993
Hammack, Malcolm (RB), Florida	1955, 57-66	Holman, Scott (WR), Oregon	1986	Johnson, David (RB), Northern Iowa	2015-
Hammond, Gary (WR), Southern Methodist	1973-76	Holmer, Walt (B), Northwestern	1931-32	Johnson, Dirk (P), Northern Colorado	2008
Handler, Phil (G), Texas Christian	1930-36	Holmes, Don (WR), Mesa College (Colo.)	1986-90	Johnson, D.J. (DB), Kentucky	1996
Hanke, Carl (E), Minnesota	1924	Holmes, Gabe (TE), Purdue	2017-18	Johnson, Dennis (DE), Kentucky	2002-03
Harlon, Bob (B), Los Angeles	1948	Holmes, Lester (G), Jackson State	1998-00	Johnson, Eric (LB), Nebraska	2005
Hansen, Cliff (B), Luther	1933	Holt, Terrence (FS), North Carolina State	2007	Johnson, Gregory (SS), Oklahoma State	1987
Hansen, Homer (G), Kansas State	1935-36	Hood, Roderick (CB), Auburn	2007-08	Johnson, Herman (G/T), Louisiana State	2009
Harder, Pat (B), Wisconsin	1946-50	Hooks, Bryan (DT), Arizona State	1994	Johnson, Jaymar (WR), Jackson State	2011
Hardy, Darryl (LB), Tennessee	1994-95	Horne, Greg (P), Arkansas	1987-88	Johnson, Jerome (FB), Nevada	2010
Hardy, Tim (B), Southern California	1949-51	Horstmann, Roy (B), Purdue	1934	Johnson, Johnny (RB), San Jose State	1990-92
Hardy, Jerry (TE), Southern Mississippi	1998-2001	Horween, Arnold (B), Harvard	1921-24	Johnson, Leonard (CB), Iowa State	2018
Hargrove, Jim (LB), Howard Payne	1971-72	Horween, Ralph (B), Harvard	1921-23	Johnson, LeShon (RB), Northern Illinois	1995-97
Harmon, Ham (C), Tulsa	1937	Houghton, Jerry (T), Washington State	1951	Johnson, Paris (DB), Miami (Ohio)	1999
Harell, Willard (RB), Pacific	1978-84	Houser, John (G/T), Redlands	1963	Johnson, Rashad (S), Alabama	2009-15
Harrington, Perry (RB), Jackson State	1984-85	Housler, Rob (TE), Florida Atlantic	2011-14	Johnson, Ray (B), Denver	1940
Harris, Bob (LB), Auburn	1983-85	Howard, Thomas (LB), Texas Tech	1984-85	Johnson, Teyo (TE), Stanford	2005
Harris, Ike (WR), Iowa State	1975-77	Howard, Ty (CB), Ohio State	1997-98	Johnson, Troy (WR), Southern	1986-87
Harris, Kenny (DB), North Carolina State	1997	Howey, Brian (DB), Michigan State	2012	Johnson, Jim (B), Washington	1946
Harris, Odie (DB), Sam Houston State	1992-94	Hubert, Chris (WR), Fayetteville State	2016	Jonassen, Eric (G), Bloomsburg (Pa.)	1996-97
Harris, Quentin (DB), Syracuse	2002-05	Huff, Orlando (LB), Fresno State	2005-06	Jones, Ben (B), Grove City	1927-28
Harris, William (TE), Bishop	1987	Huffman, Frank (G), Marshall	1939-41	Jones, Chandler (RB), Syracuse	2016-
Harrison, Reggie (RB), Cincinnati	1974	Hughes, Bernie (C), Oregon	1934-36	Jones, Chris (CB), Nebraska	2018-
Hart, Jim (QB), Southern Illinois	1966-83	Hughes, Robert (RB), Notre Dame	2014	Jones, Ernie (WR), Indiana	1988-92
Hart, Lawrence (TE), Southern	2001	Hughes, Van (DT), Southwest Texas State	1986	Jones, Freddie (TE), North Carolina	2002-04
Hartfield, Trevon (CB/S), SW Oklahoma State	2016	Hultz, George (DT), Southern Mississippi	1962	Jones, Gregg (LB), Colorado	2002
Hartle, Greg (LB), Newberry (S.C.)	1974-76	Hummel, Arnie (B), Lombard	1927	Jones, Jock (LB), Virginia Tech	1991-93
Hartong, George (G), Chicago	1924	Humphrey, Buddy (QB), Baylor	1963-65	Jones, Mike (DE), North Carolina State	1991-93
Hartsorn, Larry (G), Kansas State	1955	Humphries, D.J. (T), Florida	2015-	Jones, Onrea (WR), Hampton	2010
Harvey, Frank (FB), Georgia	1994	Hunley, Ricky (LB), Arizona	1988	Jones, Steve (RB), Duke	1974-78
Harvey, Ken (LB), California	1988-93	Hunter, Darrell (CB), Miami (Ohio)	2006	Jones, Thomas (RB), Virginia	2000-02
Hasselbeck, Tim (QB), Boston College	2007	Hunter, Monty (DB), Salem College	1983	Jones, Tony (DB), Syracuse	1995
Hatley, John (G), Sul Ross State	1954-55	Hunter, Patrick (CB), Nevada	1995	Jones, Tyrone (LB), Southern	1988
Hauser, Art (G), Xavier	1959	Hurlburt, John (G), Chicago	1924-25	Jordan, Kevin (WR), UCLA	1996
Hayden, Leo (RB), Ohio State	1972-73	Husmann, Ed (G), Nebraska	1953, '56-59	Jordan, Tony (RB), Kansas State	1988-89
Hayes, Gerald (LB), Pittsburgh	2003-10	Hust, Al (E), Tennessee	1946	Jordan, Tim (TE), Indiana	1989-91
Hayes, Jarius (TE), North Alabama	1996, '98	Hutchison, Chuck (G), Ohio State	1970-72	Joyce, Don (T), Tulane	1951-53
Healy, Chip (LB), Vanderbilt	1969-70	Hyatt, Freddie (WR), Auburn	1968-72	Joyce, Matt (OL), Richmond	1996-00
Heap, Todd (TE), Arizona State	2011-12	Hyche, Steve (LB), Livingston	1991-93	Joyce, Terry (P), Mississippi Southern	1976-77
Hearst, Garrison (RB), Georgia	1993-95			Joyner, Seth (LB), Texas-El Paso	1994-96
Heater, Don (RB), Montana Tech	1972			Jue, Bhawoh (S), Penn State	2007
Hefflin, Victor (DB), Delaware State	1983	<b>I</b> llman, Ed (B), Montana	1928	Junior, E.J. (LB), Alabama	1981-88
Heidel, Jimmy (DB), Mississippi	1966	Imhof, Martin (DE), San Diego State	1972	Junkin, Trey (TE/LS), Louisiana Tech	1996-2001
Hennessy, Brian (RB), Bucknell	1994	Irving, Terry (LB), McNeese State	1994-98		
Henke, (DE), South Carolina	1961-63	Isaacson, Ted (T), Washington	1934-35	<b>K</b> anoff, Charles (QB), Princeton	2018-
Hennessey, Jerry (E), Santa Clara	1950-51	Issa, Jabari (DE), Washington	2000-01	Karras, John (B), Illinois	1952
Henny, Steve (DB), Emporia State	1979-80	Iupati, Mike (G), Idaho	2015-18	Karwas, John (E), Michigan	1947
Heron, Fred (DT), San Jose State	1966-72	Ivy, Frank (P), Oklahoma	1940-42, '45-47	Kasper, Kevin (WR), Iowa	2002-03
Hickman, Larry (B), Baylor	1959	Iweabema, Kenney (DE), Iowa	2008-10	Kasperek, Dick (C), Iowa State	1966-68
Higgins, Jim (G), Trinity Texas	1941	Izo, George (QB), Notre Dame	1960	Kassel, Charles (E), Illinois	1929-33
Higgins, Tom (T), North Carolina	1953			Kauahi, Kani (C), Hawaii	1989-91, '93
Higgs, Mark (RB), Kentucky	1994-95	<b>J</b> ackie, Chris (K), Texas-El Paso	1998-99	Kay, Bill (DB), Purdue	1984
Highsmith, Ali (LB), Louisiana State	2008-09	Jackson, Arnold (WR), Louisville	2001-02	Keane, Tom (B), West Virginia	1955
Hightower, Tim (RB), Richmond	2008-10	Jackson, Charley (B), Southern Methodist	1958	Keamey, Tim (LB), Northern Michigan	1976-81
Hill, Bronson (RB), Eastern Michigan	2017	Jackson, Dexter (FS), Florida State	2003-04	Kearns, Tom (T), Miami (Fla.)	1946
Hill, Don (B), Stanford	1929	Jackson, James (RB), Miami	2005	Keenan, Sean (DB), Williams (Mass.)	2000
Hill, Eric (LB), Louisiana State	1989-97	Jackson, John (WR), Southern California	1990-92	Kehr, Rick (G), Garthage	1982
Hill, Irvin (T), Trinity (Tex.)	1931-32	Jackson, Mark (CB), Abilene Christian	1987	Keiser, Thomas (LB), Stanford	2014
Hill, James (DB), Sam Houston State	1960-64	Jackson, Roland (FB/LB), Rice	1962	Keith, Brandon (T), Northern Iowa	2008-11
Hill, King (DB), Rice	1960-69	Jacobs, Mavy (T), None	1948	Keithley, Gary (DB), Texas-El Paso	1973-75
Hill, Randal (WR), Miami (Fla.)	1991-94	Jagielski, Harry (T), Indiana	1956	Kelemete, Senio (G), Washington	2012
Hill, Renaldo (CB), Michigan State	2001-04	James, Edgerlin (RB), Miami (Fla.)	2006-08	Kellogg, Bill (B), Syracuse	1926
Hillebrand, Jerry (LB), Colorado	1967	James, Javaris (RB), Miami (Fla.)	2012	Kellogg, Bob (B), Northeast Louisiana/Tulane	1940
Hinchman, Hub (B), Butler	1933-34	Jankovich, Kever (E), Pacific	1953	Kellogg, Clarence (B), St. Mary's (Calif.)	1936
Hoage, Terry (S), Georgia	1994-96	Jarostchuk, Iliia (LB), New Hampshire	1987-88, '89	Kelly, Marv (LB), Wichita State	1977
Hofford, Liffort (DB), Louisiana State	2005	Jax, Garth (LB), Florida State	1989-95	Kelly, Tommy (DT), Mississippi State	2014
Hobson, Victor (LB), Louisiana	2008	Jefferson, A.J. (CB), Fresno State	2010-11	Kendall, Pete (G), Boston College	2001-03
Hock, John (T), Santa Clara	1950	Jefferson, D.C. (TE), Rutgers	2013	Kennard, Derek (G), Nevada	1986-90
Hodel, Nathan (LS), Illinois	2001-08	Jefferson, Tony (S), Oklahoma	2013-16	Kenneally, George (G), St. Bonaventure	1930
Hodges, Gerald (LB), Penn State	2018	Jeffery, Tony (RB), Texas Christian	1988	Keseday, Bob (TE), Texas-El Paso	1987
Hodgins, James (FB), San Jose State	2003-05	Jenkins, MarTay (WR), Nebraska-Omaha	1999-02	Keys, Brady (DB), Colorado State	1966
Hoel, Bob (G), Pittsburgh	1937-38	Jenkins, Mike (CB), South Florida	2016	Keys, Isaac (LB), Morehouse	2004-05
Hoey, George (DB), Michigan	1971	Jennings, John (T), Ohio State	1950-57	Kichefski, Walt (E), Miami (Fla.)	1944
Hoffman, John (DE), Hawaii	1972	Joe, Leon (LB), Maryland	2004	Kiesting, Walt (G), St. Thomas (Minn.)	1929-33
Hogan, Tom (T), Detroit	1926	John, Ulrick (T), Georgia State	2016-17	Kiley, Roger (E), Notre Dame	1923
Hogeborg, Gary (DB), Central Michigan	1989	Johnson, Al (C), Wisconsin	2007-08	Killiker, Lyons (G), None	1928
Hogland, Doug (G), Oregon State	1956-58	Johnson, Al (B), Kentucky	1939-41	Kindle, Greg (T), Tennessee State	1974-75
Hogue, Murrell (T), Centenary	1929				



Kine, George (B), Tulane	1954	Lind, Al (C), Northwestern	1936	Mayes, Adrian (SS), Louisiana State	2004-05
King, Andy (B), West Virginia	1923-24	Lindley, Ryan (QB), San Diego State	2012-14	Mayer, Tony (FS), Kentucky	1987
King, Emmett (B), None	1954	Liadow, Al (B), Washington (Mo.)	1945	Mays, Don (WR), Texas-El Paso	1973
King, Jeff (TE), Virginia Tech	2011-13	Linskey, Corey (CB), Southern Illinois	2011	Mayowa, Benson (DL), Idaho	2018
King, Kenny (DT), Alabama	2003-06	Lipinski, Jim (T), Fairmont State	1950	Mays, Stafford (DE), Washington	1980-86
King, Shaun (QB), Tulane	2004	Lipostad, Ed (G), Wake Forest	1952	McAddley, Jason (WR), Alabama	2002-03
Kingery, Elsworth (B), Tulane	1954	Lisch, Rusty (QB), Notre Dame	1980-84	McAdoo, Derrick (RB), Baylor	1987-88
Kirk, Christian (WR), Texas A&M	2018	Little, David (TE), Middle Tennessee State	1990	McAfee, Fred (RB), Mississippi College	1994
Kirk, Randy (LB), San Diego State	1989, '94-95	Little, Steve (P/K), Arkansas	1978-80	McBride, Adrian (WR), Missouri	1987
Klimek, Tony (E), Illinois	1951-52	Liwienski, Chris (G/T), Indiana	2006	McBride, Charles (B), Washington State	1936
Klumb, John (E), Washington State	1939-40	Loefte, Dick (T), Wisconsin	1948-49	McBride, Oscar (TE), Notre Dame	1995-96
Knaflec, Gary (E), Colorado	1954	Lofton, Steve (DB), Texas A&M	1991-93	McBride, Trumaine (CB), Mississippi	2010
Knight, Charles (C), Loyola (Ill.)	1920-21	Logan, Chuck (E), Northwestern	1965, '67-68	McCann, Bryan (CB), Southern Methodist	2013
Knight, Shawn (DT), Brigham Young	1989	Logan, T.J. (RB), North Carolina	2017	McCants, Keith (DE), Alabama	1994-95
Knight, Tom (CB), Iowa	1997-2001	Lokanc, Joe (G), Northwestern	1941	McCarthy, John (B), St. Francis	1944
Knoell, John (B), Creighton	1942, '45	Lomack, Tony (WR), Florida	1991	McCluskey, J.J. (DE), Tennessee	1996-00
Knox, Kevin (WR), Florida State	1994	Lomax, Neil (DB), Portland State	1981-89	McCombs, Tony (LB), Eastern Kentucky	1997-98
Kochel, Mike (G), Fordham	1939	Long, Dave (DE), Iowa	1966-68	McConkey, Phil (WR), Navy	1989
Koegel, Warren (G), Penn State	1973	Long, Lance (WR), Mississippi State	2009	McCown, Josh (QB), Sam Houston State	2002-05
Koehler, Bob (C), Northwestern	1921-26	Longo, Tom (DB), Notre Dame	1971	McCoy, LeRon (WR), Indiana (Pa.)	2005-06
Koken, Mike (B), Notre Dame	1933	Lott, Thomas (RB), Oklahoma	1979	McCoy, Tony (DT), Florida	2000
Kolb, Kevin (DB), Houston	2011-12	Louis, Lamar (LB), Louisiana State	2016	McCrae, Matt (K), Kansas State	2018
Kolodziej, Ross (DT), Wisconsin	2004-06, '07	Louis, Duval (G), UCLA	1995-96	McCullough, Andy (WR), Tennessee	1998-99
Koman, William (LB), North Carolina	1959-67	Loy, Randy (RB), Houston	1979-85	McCullough, Hugh (B), Oklahoma	1940-41
Komar, Max (WR), Idaho	2010	Loyd, Mike (QB), Missouri Southern State	1979-80	McCusker, Jim (T), Pittsburgh	1958
Konovsky, Bob (G), Wisconsin	1956-58	Lucas, Justin (DB), Abilene Christian	1999-2003	McDaniel, Emmanuel (CB), East Carolina	2003
Kortas, Ken (DT), Louisville	1964	Lumpkin, Ricky (DT), Kentucky	2012-13	McDermott, Lloyd (T), Kentucky	1950-51
Kreider, Dan (FB), New Hampshire	2009	Lunceford, Dave (T), Baylor	1957	McDole, Roland (DE), Nebraska	1961
Krejci, Joe (E), Peru State (Ind.)	1934	Lunz, Gerry (G), Marquette	1925-26	McDonald, Brandon (CB), Memphis	2010
Krieg, Dave (DB), Milton	1995	Lutui, Deuce (G), Southern California	2006-11	McDonald, Devon (LB), Notre Dame	1996
Krueger, Rolf (DE), Texas A&M	1969-71	Lyles, Lester (FS), Virginia	1988	McDonald, Mike (LB), Catawba	1976
Kuharich, Joe (G), Notre Dame	1940-41, '45	Lyman, Jeff (LB), Brigham Young	1972	McDonald, Tim (SS), Southern California	1987-92
Kupp, Craig (DB), Pacific Lutheran	1991	Lynch, Lorenzo (DB), California State-Sacramento	1990-95	McDonnell, Mickey (B), None	1925-30
Kutner, Mal (E), Texas	1946-50	Lynch, Lynn (G), Illinois	1951	McDonough, Coley (B), Dayton	1939, '44
Kuzman, John (T), Fordham	1941	Lynch, Shawn (C), Duke	2005-06	McDowell, John (T), St. John's (Minn.)	1966
<b>L</b>		<b>M</b>		McElroy, Leeland (RB), Texas A&M	1996-97
LaBoy, Travis (DE/LB), Hawaii	2008	McDonald, Mark (G/C), Boston College	1988	McElwain, Bill (B), Northwestern	1924, '26
Lach, Steve (B), Duke	1942	Mack, Cedric (DB), Baylor	1983-90	McFadden, Bryant (CB), Florida State	2009
Ladd, Jim (E), Bowling Green	1954	Mack, Terrence (LB), Clemson	1987	McFarland, Jim (E), Nebraska	1970-74
LaFleur, Greg (TE), Louisiana State	1981-85	Mackey, Kyle (DB), East Texas State	1984	McGee, Bob (T), Santa Clara	1938
Lahood, Mike (G), Wyoming	1970	Macklin, David (CB), Penn State	2004-06	McGee, Dell (CB), Auburn	1996-98
Lainhart, Porter (B), Washington State	1933	Madden, Lloyd (B), Colorado Mines	1940	McGee, Michael (G), Duke	1960-62
Lamb, Rod (B), Lombard	1926-27, '33	Maddock, Bob (G), Notre Dame	1942, '46	McGill, Eddie (TE), Western Carolina	1982-84
Lane, Dick "Night Train" (CB), Scottsbluff J.C.	1954-59	Maddock, Mark (LB), Northern Michigan	1998-00	McGill, Mike (LB), Notre Dame	1971-72
Lane, MacArthur (R), Utah State	1968-71	Madea, Chet (B), Colorado A&M	1946	McGraw, Mike (LB), Wyoming	1976
Lange, Bill (G), Dayton	1954-55	Magulick, George (B), St. Francis	1944	McHan, Lamar (QB), Arkansas	1954-58
Lange, Jim (E), Montana State	1929	Maheoney, Ike (B), Creighton	1925-28, '31	McInerney, Arnie (C), Notre Dame	1920-27
LaRosa, Paul (E), None	1920-21	Makovicka, Joe (FB), Nebraska	1999-02	McInnis, Hugh (E), Southern Mississippi	1960-62
Larsen, Ted (G/C), North Carolina State	2014-15	Malloff, Ray (B), Southern Methodist	1941, '46-48	McIntyre, Jeff (LB), Arizona State	1980
Larson, Fred (C), Notre Dame	1929	Malloy, Les (B), Loyola (Ill.)	1931-33	McIvor, Rick (DB), Texas	1984-85
Larson, Lou (B), None	1929	Malveaux, Cameron (LB), Houston	2018	McKenzie, Reggie (LB), Tennessee	1989
Larson, Paul (DB), California	1957	Manges, Mark (DB), Maryland	1978	McKinley, Dennis (FB), Mississippi State	1999-02
Lasker, Greg (FS), Arkansas	1988	Manley, Dexter (DE), Oklahoma State	1990	McKinnon, Ronald (LB), North Alabama	1996-04
Lassiter, Kwamie (DB), Kansas	1995-02	Mann, Dave (B), Oregon State	1955-57	McMahon, Byron (G), Cornell	1923
Latin, Jerry (RB), Northern Illinois	1975-78	Maple, Howard (B), Oregon State	1930	McMahon, Jim (QB), Brigham Young	1994
Latourette, Chuck (DB/P), Rice	1967-68, '70-71	Marchibroda, Ted (QB), Detroit	1957	McMillan, Ernie (T), Illinois	1961-74
Lauro, Lin (B), Pittsburgh	1951	Marcontell, Ed (G), Lamar	1967	McNally, Frank (C), St. Mary's (Calif.)	1931-34
Lawrence, Jim (B), Texas Christian	1936-39	Marelli, Ray (G), Notre Dame	1928	McNanie, Sean (DE), San Diego State	1988
Lawson, Javone (WR), Louisiana-Lafayette	2013	Markham, Dale (T), North Dakota	1981	McNulty, Paul (E), Notre Dame	1924-25
Leach, Mike (LS), William & Mary	2009-15	Marotti, Lou (G), Toledo	1943-45	McPhee, Frank (E), Princeton	1955
Leahy, Ryan (OL), Notre Dame	1997	Marquardt, John (E), Illinois	1921	McQuarters, Ed (DT), Oklahoma State	1965
Leasy, Wesley (LB), Mississippi State	1995-96	Marsh, Doug (TE), Michigan	1980-86	McWilliams, Pat (G/T), Weber State	2012
Leckey, Nick (C), Kansas State	2004-06	Marshall, Richard (CB), Fresno State	2011	McWilliams, Johnny (TE), Southern California	1996-99
Ledbetter, Homer (B), Arkansas	1932-33	Marshall, Wilber (LB), Florida	1994	Meggyey, Dave (LB), Syracuse	1963-69
Lee, Andy (P), Pittsburgh	2017	Martin, Caleb (T), Louisiana Tech	1994	Mehringner, Pete (T), Kansas	1934-36
Lee, Bobby (E), Minnesota	1968	Martin, Gabe (LB), Bowling Green	2015-17	Melinger, Steve (E), Kentucky	1961
Lee, Charles (WR), Central Florida	2005	Martin, Glen (B), Southern Illinois	1932	Meinert, Dale (LB), Oklahoma State	1958-67
Lee, Jeff (WR), Nebraska	1980	Martin, John (B), Oklahoma	1941-44	Melinkovich, M. (DE), Grays Harbor J.C. (Wash.)	1965-66
Lee, John (K), UCLA	1986	Martin, Kareem (DE/LB), North Carolina	2014-17	Memmelaar, Dale (G), Wyoming	1960-61
Lee, Monte (LB), Texas	1961	Mason, Joel (E), Western Michigan	1939	Mendenhall, Rashard (RB), Illinois	2013
Lee, Oudious (DT), Nebraska	1980	Massey, Robert (DB), North Carolina Central	1991-93	Mergen, Mike (T), San Francisco	1952
Leinart, Matt (QB), Southern California	2006-09	Massey, Bobby (DT), Mississippi	2012-15	Merkovits, Elmer (T), Pittsburgh	1944
Leggett, Dave (B), Ohio State	1955	Masters, Wald (DB), Pennsylvania	1943-44	Merritt, David (LB), North Carolina State	1993-95
Lenon, Paris (LB), Richmond	2010-12	Mathieu, Tyrann (S), Louisiana State	2013-17	Mertes, Bernard (B), Iowa	1945
Leonard, John (T), Indiana	1922-23	Mathis, Evan (G), Alabama	2016	Mestnik, Frank (RB), Marquette	1960-61
LeVeck, Jack (LB), Ohio	1973-74	Matson, Ollie (RB), San Francisco	1952-58	Metcalf, Eric (WR/KR), Texas	1998
Levy, Chuck (WR/RB/KR), Arizona	1994-95	Maula, Reagan (FB), Hawaii	2010-12	Metcalf, Terry (RB), California State-Long Beach	1973-77
Lewis, Bill (C), Nebraska	1990-92	Maudin, Stan (T), Texas	1946-48	Method, Russ (B), None	1929
Lewis, Charles (T), Iowa	1959	Maumalanga, Chris (DT), Kansas	1995-96	Mikulak, Mike (B), Oregon	1934-36
Lewis, Jonathan (DT), Virginia Tech	2006	Mauro, Josh (DE/DT), Stanford	2014-17	Miller, Harlan (CB/S), SE Louisiana	2016-17
Lewis, Woodley (B), Oregon	1956-59	May, Bill (B), Louisiana State	1937-38	Miller, Jamir (LB), UCLA	1994-98
Liebel, Frank (E), Norwich	1948	May, Chad (QB), Kansas State	1996	Miller, Milford (G), Chadron State	1936-37
Lillard, Joe (B), Oregon State	1932-33	May, Mark (G/T), Pittsburgh	1992-93	Miller, Terry (LB), Illinois	1971-74







Rexer, Freeman (E), Tulane . . . . .	1943-45	Sargent, Broderick (RB), Baylor . . . . .	1986-87	Smith, Antonio (DE), Oklahoma State . . . . .	2004-08
Reynolds, Bill (B), Mississippi . . . . .	1945	Sarringhaus, Paul (B), Ohio State . . . . .	1946	Smith, Ben (DB), Georgia . . . . .	1995-96
Reynolds, Bob (T), Bowling Green . . . . .	1963-71, '73	Sauls, Mac (DB), Southwest Texas State . . . . .	1968-69	Smith, Bill (E), Washington . . . . .	1934-39
Reynolds, John (C), Baylor . . . . .	1937	Sauter, Cory (DB), Minnesota . . . . .	1998	Smith, Cedric (FB), Florida . . . . .	1996-98
Reynolds, Mack (QB), Louisiana State . . . . .	1958-59	Scales, Hurler (DB), North Texas State . . . . .	1974	Smith, Charles (B), Georgia . . . . .	1947
Rhea, Floyd (G), Oregon . . . . .	1943	Scanlon, John (B), DePaul . . . . .	1921	Smith, Dennis (TE), Utah . . . . .	1990
Rhinehart, Coby (DB), Southern Methodist . . . . .	1999-03	Scardine, Carmen (B), None . . . . .	1932	Smith, Emmitt (RB), Florida . . . . .	2003-04
Rhodes, Kerry (FS), Louisville . . . . .	2010-12	Schable, A.J. (FB), South Dakota . . . . .	2006	Smith, Garrison (DT), Georgia . . . . .	2018
Ribble, Loran (G), Hardin-Simmons . . . . .	1933	Schillinger, Andy (WR), Miami (Ohio) . . . . .	1988-89	Smith, George (B), Villanova . . . . .	1943
Rice, Simeon (DE), Illinois . . . . .	1996-00	Schleicher, Maury (LB), Penn State . . . . .	1959	Smith, J.T. (WR), North Texas State . . . . .	1985-90
Richards, Perry (E), Detroit . . . . .	1959-60	Schmiesing, Joe (DE), New Mexico State . . . . .	1968-71	Smith, Jackie (E), Northwest Louisiana . . . . .	1963-77
Richardson, C.J. (DB), Miami (Fla.) . . . . .	1995	Schmidt, George (E), Lewis . . . . .	1953	Smith, Jacques (DE), Missouri . . . . .	2018
Richardson, John (DT), UCLA . . . . .	1972-73	Schmitt, George (S), Delaware . . . . .	1983	Smith, Lance (G), Louisiana State . . . . .	1985-93
Riddick, Shaq (LB), West Virginia . . . . .	2015	Schneidman, Herman (B), Iowa . . . . .	1940	Smith, Leonard (DB), McNeese State . . . . .	1983-88
Ridgle, Elston (DE), Nevada . . . . .	1990	Schobel, Bo (DE), Texas Christian . . . . .	2007	Smith, Mark (DT), Auburn . . . . .	1997-00
Risk, Ed (B), Purdue . . . . .	1932	Schofield, O'Brien (LB), Wisconsin . . . . .	2010-12	Smith, Russ (G), Illinois . . . . .	1923
Risvold, Ray (B), St. Edwards (Tex.) . . . . .	1927-28	Schroeder, Jay (DB), UCLA . . . . .	1994	Smith, Perry (DB), Colorado State . . . . .	1977-79
Rivers, Jamie (LB), Bowling Green . . . . .	1968-73	Schubert, Eric (K), Pittsburgh . . . . .	1986	Smith, Terrell (FB), Arizona State . . . . .	2007-08
Roach, John (QB), Southern Methodist . . . . .	1956, '59-60	Schultz, Eberle (G), Oregon State . . . . .	1944	Smith, Vernice (G/T), Florida A&M . . . . .	1989-92
Roach, Rollin (B), Texas Christian . . . . .	1927	Schwall, Vic (B), Northwestern . . . . .	1947-50	Smith, Wayne (CB), Purdue . . . . .	1982-86
Robb, Joe (DE), Texas Christian . . . . .	1961-67	Schwartz, Don (DB), Washington State . . . . .	1981	Smith, Wilfred (E), DePaul . . . . .	1923-25
Robbins, John (B), Arkansas . . . . .	1938-39	Schwartz, Elmer (B), Washington State . . . . .	1932	Snowden, Cal (DE), Indiana . . . . .	1969-70
Robbins, James "Tootie" (T), East Carolina . . . . .	1982-91	Schwenk, Wilson (B), Washington (Mo.) . . . . .	1942	Snyder, Adam (G/C), Oregon . . . . .	2012
Roberts, Andrew (WR), The Citadel . . . . .	2010-13	Scobey, Josh (RB), Kansas State . . . . .	2002-2004	Soliday, Jake (WR), Northern Iowa . . . . .	2002
Roberts, Hal (P), Houston . . . . .	1974	Scott, Carlos (C), Texas-El Paso . . . . .	1983-85	So'oto, Vic (LB), Brigham Young . . . . .	2013
Robinson, Bryan (DT), Fresno State . . . . .	2008-10	Scott, Ed (FS), Grambling . . . . .	1987	Soruton, Rick (G), Washington . . . . .	1964-69
Robinson, Edmond (LB), Newberry . . . . .	2017	Scott, Lance (C), Utah . . . . .	1995-96	Southard, Tommy (WR), Furman . . . . .	1978
Robinson, Jack (T), Northeast Missouri State . . . . .	1936-37	Scott, Yusuf (G), Arizona . . . . .	1999-2001	Sowell, Bradley (T), Mississippi . . . . .	2013-15
Robinson, Jerry (LB), Texas A&M . . . . .	1990	Scotts, Colin (DT), Hawaii . . . . .	1987-88	Spach, Stephen (TE), Fresno State . . . . .	2008-10
Robinson, Patrick (WR/KR), Tennessee State . . . . .	1994	Seaborn, Thomas (LB), Michigan . . . . .	1980	Spachorn, Chris (DE), Nebraska . . . . .	1988
Robl, Hal (B), Wisconsin State-Oshkosh . . . . .	1945	Seals-Jones, Ricky (TE), Texas A&M . . . . .	2017	Speegle, Cliff (C), Oklahoma . . . . .	1945
Robnett, Marshall (G), Texas A&M . . . . .	1943, '45	Sears, Corey (DT), Mississippi State . . . . .	1999-00	Spencer, Julian (B), Sam Houston State . . . . .	1956
Rodgers-Cormarie, Dominique (CB), Tennessee State . . . . .	2008-10	Sears, Jim (DB), Southern California . . . . .	1954, '57-58	Spencer, Maurice (DB), North Carolina Central . . . . .	1974
Rogers, Glynn (G), Texas Christian . . . . .	1939	Sebro, Bob (G), Colorado . . . . .	1980	Sperky, Kory (TE), Colorado State . . . . .	2012-13
Rogers, Kendrick (T), Alabama A&M . . . . .	2002-03	Seibold, Champ (T), Wisconsin . . . . .	1942	Spikes, Cameron (G), Texas A&M . . . . .	2003-04
Rogge, George (E), Iowa . . . . .	1931-33	Selby, Rob (G), Auburn . . . . .	1995-97	Spiller, Phil (DB), California State-Los Angeles . . . . .	1967
Roland, Johnny (RB), Missouri . . . . .	1966-72	Self, Clarence (B), Wisconsin . . . . .	1949	Spinks, Jack (G), Alcorn A&M . . . . .	1953
Rolle, Antrel (CB/S), Miami . . . . .	2005-09	Semes, Bernie (B), Duquesne . . . . .	1944	Spradlin, Danny (LB), Tennessee . . . . .	1985
Rolle, Butch (H-B/TE), Michigan State . . . . .	1992-93	Sendein, Lyle (C), Texas . . . . .	2007-15	Springsteen, Bill (E), Lehigh . . . . .	1927-28
Romanik, Steve (G), Villanova . . . . .	1953-54	Seno, Frank (B), George Washington . . . . .	1945-46	Spurlock, Michael (WR), Mississippi . . . . .	2006
Rooney, Bill (C), None . . . . .	1929	Sensibaugh, Mike (S), Ohio State . . . . .	1972-77	St. Pierre, Brian (DB), Boston College . . . . .	2008-09
Rooney, Cobb (E), None . . . . .	1929-30	Sevenson, Jeff (CB), Long Beach State . . . . .	1976-77	Stacy, William (DB), Mississippi State . . . . .	1959-63
Root, Jim (DB), Miami (Ohio) . . . . .	1953, '56	Shaffer, Craig (LB), Indiana State . . . . .	1982-84	Staggs, Jeff (LB), San Diego State . . . . .	1972-73
Rose, Gene (DB), Wisconsin . . . . .	1929-32	Shanks, Simon (LB), Coahoma J.C. (Miss.) . . . . .	1995	Stallings, Larry (LB), Georgia Tech . . . . .	1963-76
Rosema, Rocky (LB), Michigan . . . . .	1968-71	Sharpe, Luis (T), UCLA . . . . .	1982-84, '85-84	Stallings, Robert (TE), Southern Mississippi . . . . .	1986
Rosen, Josh (DB), UCLA . . . . .	2018	Shaughnessy, Matt (LB), Wisconsin . . . . .	2013-14	Stallins, Chad (P), Stephen F. Austin . . . . .	2001
Rosenbach, Timm (DB), Washington State . . . . .	1989-92	Shaw, Bob (E), Ohio State . . . . .	1950	Stanton, Drew (QB), Michigan State . . . . .	2013-17
Ross, Jeremy (WR), California . . . . .	2016	Shaw, Dennis (DB), San Diego State . . . . .	1974-75	Starkey, Jason (C), Marshall . . . . .	2000-03
Ross, Oliver (T), Iowa State . . . . .	2005-07	Shaw, Jesse (G), Southern California . . . . .	1931	Starks, Duane (CB), Miami (Fla.) . . . . .	2002-04
Ross, Pat (C), Boston College . . . . .	2008	Shazor, Ernest (S), Michigan . . . . .	2003	Stashniak, Joe (G), Ohio State . . . . .	1996
Roundtree, Raleigh (G/T), South Carolina State . . . . .	2003	Shelby, Willie (RB), Alabama . . . . .	1978	Steen, Athony (G), Alabama . . . . .	2014
Rowe, Bob (DT), Western Michigan . . . . .	1967-75	Shelley, Dex (B), Texas . . . . .	1932	Stegent, Larry (RB), Texas A&M . . . . .	1971
Roy, Frank (G), Utah . . . . .	1966	Shelton, L.J. (T), Eastern Michigan . . . . .	1999-04	Steger, Pete (B), None . . . . .	1921
Rozier, Bob (DE), California . . . . .	1979	Shenefelt, Paul (T), Manchester . . . . .	1934-35	Stein, Bill (C), Fordham . . . . .	1927-28
Rubio, Angel (DT), Southeast Missouri State . . . . .	1979	Shenfield, Trent (WR), Vanderbilt . . . . .	2018	Steinbach, Larry (T), St. Thomas (Minn.) . . . . .	1931-33
Rucinski, Ed (E), Indiana . . . . .	1943-46	Sherman, Anthony (FB), Connecticut . . . . .	2011-12	Stennett, Fred (B), St. Mary's (Calif.) . . . . .	1932
Rucker, Frostee (DE/DT), Southern California . . . . .	2013-17	Shipley, A.Q. (C), Penn State . . . . .	2015	Stepanovich, Alex (C), Ohio State . . . . .	2004-06
Rucker, Keith (DT), Ohio Wesleyan . . . . .	1992-93	Shipp, Marcel (RB), Massachusetts . . . . .	2001-07	Stephens-Howling, LaRod (RB), Pittsburgh . . . . .	2009-12
Rudolph, Council (DE), Kentucky State . . . . .	1973-75	Shirk, John (E), Oklahoma . . . . .	1940	Stewart, Vaughan (C), Alabama . . . . .	1943
Rue, Joshua (FB), Duquesne . . . . .	2003-04	Shivers, Roy (RB), Utah State . . . . .	1966-72	Stief, Dave (WR), Portland State . . . . .	1978-82
Ruether, Mike (C), Texas . . . . .	1986-87	Shoove, Fred (C), Texas Christian . . . . .	1941	Stieve, Terry (G), Wisconsin . . . . .	1978-84
Rundquist, Elmer (T), Illinois . . . . .	1922	Shumann, Mike (WR), Florida State . . . . .	1982-83	Stinson, Ed (DT), Alabama . . . . .	2014-16
Rushing, Marion (LB), Southern Illinois . . . . .	1959, '62-65	Shy, Don (RB), San Diego State . . . . .	1973	Stokes, Lee (C), Centenary . . . . .	1943
Russell, Doug (B), Kansas State . . . . .	1934-39	Sikahema, Vai (RB/KR), Brigham Young . . . . .	1986-90	Stone, Ken (DB), Vanderbilt . . . . .	1977-80
Rutledge, Johnny (LB), Florida . . . . .	1999-02	Sikora, Mike (G), Oregon . . . . .	1952	Stone, Michael (CB), Memphis . . . . .	2001-04
Ryan, Bill (T), Fordham . . . . .	1924	Silas, Sam (DT), Southern Illinois . . . . .	1963-67	Stonesifer, Don (E), Northwestern . . . . .	1951-56
Ryzewski, Frank (T), Notre Dame . . . . .	1921	Silvestri, Carl (DB), Wisconsin . . . . .	1965	Stout, Cliff (DB), Youngstown State . . . . .	1986-88
		Simas, Bill (B), St. Mary's (Calif.) . . . . .	1932-33	Stovall, Jerry (DB), Louisiana State . . . . .	1963-71
		Simmons, Clyde (DE), Western Carolina . . . . .	1994-95	Stowe, Tyrone (LB), Rutgers . . . . .	1991-93
		Simmons, Dave (LB), Georgia Tech . . . . .	1965-66	Strader, Norman "Red" (B), St. Mary's (Calif.) . . . . .	1927
		Simmons, John (C), Detroit . . . . .	1951-56	Strausbaugh, Jim (DB), Ohio State . . . . .	1946
		Simon, Tharold (CB), Louisiana State . . . . .	2016	Strawner, Scott (DB), California . . . . .	1974
		Simons, Keith (DT), Minnesota . . . . .	1978-79	Strofolino, Mike (LB), Villanova . . . . .	1966-68
		Simpson, Carl (DE), Florida State . . . . .	1998	Stuckey, Chansi (WR), Clemson . . . . .	2011
		Sims, Ken (CB), Iowa . . . . .	1987	Suessy, Mel (T), St. Edward's (Tex.) . . . . .	1926
		Sitko, Emil (B), Notre Dame . . . . .	1951-52	Sugar, Leo (DE), Purdue . . . . .	1960
		Siwek, Mike (DT), Western Michigan . . . . .	1970	Suminski, Dave (G), Wisconsin . . . . .	1953
		Skelton, John (DB), Fordham . . . . .	2010-12	Summerrall, Pat (K/E), Arkansas . . . . .	1953-57
		Slater, Fred (T), Iowa . . . . .	1926-31	Sutch, George (B), Temple . . . . .	1946
		Sloan, Bonnie (DT), Austin Peay . . . . .	1973	Svoboda, Bill (LB), Tulane . . . . .	1950-53
		Sloan, Dwight (DB), Arkansas . . . . .	1938	Swann, Eric (DL), None . . . . .	1991-99
		Small, Jessie (LB), Eastern Kentucky . . . . .	1992	Swanson, Eric (WR), Tennessee . . . . .	1986
		Smith, Alfonso (RB), Kentucky . . . . .	2010-13	Swanson, Evar (E), Lombard . . . . .	1925-27
		Smith, Andre (T), Alabama . . . . .	2018	Swartz, Chris (DB), Morehead State . . . . .	1994



# ARIZONA CARDINALS

Sweareiger, D.J. (S), South Carolina . . . . . 2015-16, '18  
Swider, Larry (P), Pittsburgh . . . . . 1980  
Swinger, Rashod (DT), Rutgers . . . . . 1997-2000  
Swinton, Reggie (WR/KR), Murray State . . . . . 2005  
Swistowicz, Mike (B), Notre Dame . . . . . 1950  
Symank, John (DB), Florida . . . . . 1963  
Szmot, Walt (T), Bucknell . . . . . 1946-48

## T

Ta'amu, Alameda (NT), Washington . . . . . 2013-14  
Tafayo, Joe (DE), Arizona . . . . . 2007  
Talley, Ronald (DE), Delaware . . . . . 2011-13  
Tanner, Baron (DT), Oklahoma . . . . . 2000-03  
Tant, Jay (TE), Northwestern . . . . . 2000  
Tardits, Richard (LB), Georgia . . . . . 1989  
Tasini, Pasoni (DL), Utah . . . . . 2018  
Tate, Robert (CB), Cincinnati . . . . . 2004-06  
Taylor, Chester (RB), Toledo . . . . . 2011  
Taylor, Curtis (S), Louisiana State . . . . . 2013  
Taylor, Jamar (CB), Boise State . . . . . 2018  
Taylor, Jay (CB), San Jose State . . . . . 1989-92  
Taylor, Kerry (WR), Arizona State . . . . . 2012-13  
Taylor, Mike (T), Southern California . . . . . 1973  
Taylor, Stephan (RB), Stanford . . . . . 2013-16  
Teeuws, Len (T), Tulane . . . . . 1954-57  
Terry, Ryan (RB), Iowa . . . . . 1995-96  
Tharpe, Larry (T), Tennessee State . . . . . 1995  
Thaxton, Jim (TE), Tennessee State . . . . . 1978  
Thomas, Jim (G), Oklahoma . . . . . 1939-40  
Thomas, Logan (QB), Virginia Tech . . . . . 2014  
Thomas, Ralph (E), San Francisco . . . . . 1952  
Thomas, Earl (WR), Houston . . . . . 1974-75  
Thompson, Anthony (RB), Indiana . . . . . 1990-92  
Thompson, Everette (DE), Washington . . . . . 2013  
Thompson, Harry (G), UCLA . . . . . 1955  
Thompson, Ken (WR), Utah State . . . . . 1982-83  
Thompson, Norm (DB), Utah . . . . . 1971-76  
Thompson, Ray (LB), Tennessee . . . . . 2000-04  
Thompson, Ricky (WR), Baylor . . . . . 1982  
Thornton, Bill (RB), Nebraska . . . . . 1963-65, '67  
Thornton, Bruce (DE), Illinois . . . . . 1982  
Thurbon, Bob (B), Pittsburgh . . . . . 1944  
Thurman, Dennis (FS), Southern California . . . . . 1986  
Tilley, Pat (WR), Louisiana Tech . . . . . 1976-86  
Tillman, Pat (S), Arizona State . . . . . 1998-2001  
Times, Ken (DT), Southern . . . . . 1981  
Tinsley, Gaynell (E), Louisiana State . . . . . 1937-38, '40  
Tinsley, Jess (T), Louisiana State . . . . . 1929-33  
Tipton, Gregg (QB), Hawaii . . . . . 1987  
Tipton, Howard (B), Southern California . . . . . 1933-37  
Togafau, Pago (LB), Idaho State . . . . . 2008-09  
Tolbert, Jim (S), Lincoln (Mo.) . . . . . 1973-75  
Toler, Greg (CB), Saint Paul's (Va.) . . . . . 2009-12  
Tolliver, Jalen (WR), Arkansas-Monticello . . . . . 2018  
Tonelli, Mario (B), Notre Dame . . . . . 1940, '45  
Toner, Cole (G), Harvard . . . . . 2016  
Toogood, Charley (G), Nebraska . . . . . 1932  
Toscani, Frank (B), Saint Mary's (Calif.) . . . . . 1932  
Tosi, Mao (DT), Idaho . . . . . 2000-01  
Towns, Lester (LB), Washington . . . . . 2005  
Towns, Robert (DB), Georgia . . . . . 1960  
Townsend, Curtis (LB), Arkansas . . . . . 1978  
Tracey, John (LB), Texas A&M . . . . . 1959-60  
Traynowicz, Mark (G), Nebraska . . . . . 1988, '89  
Tays, Jim (B), Penn State . . . . . 1925  
Triplett, Bill (RB), Miami (Ohio) . . . . . 1962-63, '65-66  
Triplett, Walby (B), Penn State . . . . . 1952-53  
Trippi, Charley (B), Georgia . . . . . 1947-55  
Tripucka, Frank (DB), Notre Dame . . . . . 1950-52  
Truluck, R-Kal (DE), SUNY-Cortland . . . . . 2005  
Trubbs, Jerry (LB), Oklahoma . . . . . 1957-58  
Tucker, Mark (C), Southern California . . . . . 1993-94  
Tuerk, Max (C), Southern California . . . . . 2017  
Turman, Jerome (TE), Michigan . . . . . 2008  
Tupa, Tom (QB/P), Ohio State . . . . . 1988-91  
Turner, Herschel (G/T), Kentucky . . . . . 1964-65  
Turner, Marcus (DB), UCLA . . . . . 1989-91  
Turner, Zeke (LB), Washington . . . . . 2018  
Tyler, Pete (B), Hardin-Simmons . . . . . 1937-38

## U

Ucovich, Mitch (T), San Jose State . . . . . 1945  
Ulrich, Charles (T), Illinois . . . . . 1954-58  
Underwood, John (G), None . . . . . 1929  
Upshaw, Marvin (DT), Trinity (Tex.) . . . . . 1976

Urban, Jerheme (WR), Trinity . . . . . 2007-09  
Usher, Darryl (WR), Illinois . . . . . 1989

## V

Valentine, Vincent (DL), Nebraska . . . . . 2018  
Vallejo, Elliot (T), Cal-Davis . . . . . 2008  
Valles, Hakeem (TE), Monmouth . . . . . 2016  
Vanden Bosch, Kyle (DE), Nebraska . . . . . 2001-04  
Vander Poel, Mark (T), Colorado . . . . . 1994  
Van Galder, Tim (QB), Iowa State . . . . . 1972-74  
Vanzo, Fred (B), Northwestern . . . . . 1941  
Vatterott, Charles (T), Southwest Texas State . . . . . 1987  
Vaughan, Charles (B), Tennessee . . . . . 1936  
Veldheer, Jared (T), Hillsdale . . . . . 2014-17  
Vesser, John (E), Idaho . . . . . 1927, '30-31  
Villa, Danny (C/G/T), Arizona State . . . . . 1992  
Vincent, Keydrick (G), Mississippi . . . . . 2007  
Vodicka, Joe (B), None . . . . . 1945  
Vokaty, Otto (B), Heidelberg . . . . . 1933  
Volok, Bill (G), Tulsa . . . . . 1934-39  
Vujnovich, Jeremy (OL), Louisiana College . . . . . 2018-

## W

Wadsworth, Andre (DE), Florida State . . . . . 1998-00  
Wagmann, Zack (LB), Montana . . . . . 2015  
Wager, Clint (E), St. Mary's (Minn.) . . . . . 1943, '45  
Wagstaff, Jim (B), Idaho State . . . . . 1959  
Wahler, Jim (DT), UCLA . . . . . 1989-92  
Wakefield, Fred (DE/OT/TE), Illinois . . . . . 2001-06  
Walczak, Mark (TE), Arizona . . . . . 1988  
Waldrun, Austin (G), Gonzaga . . . . . 1927  
Walker, Charles (DT/DE), Duke . . . . . 1964-72  
Walker, Darwin (DT), Tennessee . . . . . 2000  
Walker, Joe (LB), Oregon . . . . . 2018  
Walker, Quentin (RB), Virginia . . . . . 1984-85  
Walker, Reggie (LB), Kansas State . . . . . 2009-12  
Wallarstedt, Brett (LB), Arizona State . . . . . 1993  
Wallner, Fred (G), Notre Dame . . . . . 1951-52, '54-55  
Walls, Raymond (CB), Southern Mississippi . . . . . 2005  
Walters, Troy (WR), Stanford . . . . . 2006  
Walz, Zack (LB), Dartmouth . . . . . 1998-2001  
Ware, Matt (CB/S), UCLA . . . . . 2006-10  
Ware, Derek (TE), Central State (Okla.) . . . . . 1992-94  
Warner, Kurt (DB), Northern Iowa . . . . . 2005-09  
Washington, Chris (LB), Iowa State . . . . . 1990  
Washington, Daryl (LB), Texas Christian . . . . . 2010-13  
Washington, Eric (DB), Texas-El Paso . . . . . 1972-73  
Washington, Lionel (DB), Tulane . . . . . 1983-86  
Waters, Andre (S), Cheyney State . . . . . 1994  
Watford, Earl (T/G), James Madison . . . . . 2013-17  
Watford, Gerry (E), Alabama . . . . . 1953-54  
Watkins, Bob (B), Ohio State . . . . . 1958  
Watkins, Todd (WR), Brigham Young . . . . . 2006  
Watson, Gabe (DT), Michigan . . . . . 2006-10  
Watt, Walt (B), Miami (Fla.) . . . . . 1945  
Weatherpspoon, Sean (LB), Missouri . . . . . 2015  
Weaver, Charles (G), Chicago . . . . . 1930  
Weber, Chuck (LB), West Chester State . . . . . 1956-58  
Wedel, Dick (G), Wake Forest . . . . . 1948  
Wedgie, Scott (C), Northern Illinois . . . . . 2012  
Wehli, Roger (CB), Missouri . . . . . 1969-82  
Weller, Ray (T), Nebraska . . . . . 1926-27  
Wells, Beanie (RB), Ohio State . . . . . 2009-12  
Wells, Reggie (G/T), Clarion . . . . . 2003-09  
Welter, Tom (G/T), Nebraska . . . . . 1987  
Wendt, Ken (G), Marquette . . . . . 1932  
West, Jeff (P), Cincinnati . . . . . 1975  
West, Stan (G), Oklahoma . . . . . 1956-57  
West, William (DB), Oregon . . . . . 1960-61  
Westerman, Jamaal (LB), Rutgers . . . . . 2012  
Wetzel, John (G/T), Boston College . . . . . 2016-18  
Whalen, Bill (T), None . . . . . 1920-24  
Wham, Tom (E), Furman . . . . . 1949-51  
Wheeler, Ernie (B), North Dakota State . . . . . 1939, '42  
Wheeler, Ted (G), West Texas State . . . . . 1967-68  
Whitaker, Bill (DB), Missouri . . . . . 1983-84  
White, Anthony (RB), Kentucky . . . . . 2002  
White, Arthur (G), Alabama . . . . . 1940-41  
White, Corey (CB), Samford . . . . . 2015  
White, Paul (RB), Texas-El Paso . . . . . 1970-71  
White, Ray (LB), Syracuse . . . . . 1975-76  
Whiting, Teag (G), Brigham Young . . . . . 2002-03  
Whitley, Eddie (CB), Virginia Tech . . . . . 2014  
Whitman, Laverne (B), Tulsa . . . . . 1951-53  
Wicks, Bob (WR), Utah State . . . . . 1972

Widerquist, Chet (T), Washington & Jefferson . . . . . 1926-28  
Wile, Matt (P), Michigan . . . . . 2016  
Willard, Ken (RB), North Carolina . . . . . 1974  
Williams, Aeneas (CB), Southern . . . . . 1991-2000  
Williams, Bobby (DB), Central State (Okla.) . . . . . 1966-67  
Williams, Brandon (CB), Texas A&M . . . . . 2016  
Williams, Brandon (LB), Texas Tech . . . . . 2011  
Williams, Chad (WR), Grambling State . . . . . 2017-  
Williams, Chris (DL), American International . . . . . 1991  
Williams, Clarence (RB), Michigan . . . . . 1999-2000  
Williams, Clyde (T), Southern . . . . . 1967-71  
Williams, Dan (DT), Tennessee . . . . . 2010-14  
Williams, Dave (WR), Washington . . . . . 1967-71  
Williams, Eric (LB), Southern California . . . . . 1977-82  
Williams, Gerald (CB), Langston . . . . . 1980  
Williams, Herb (DB), Southern . . . . . 1981-82  
Williams, Jake (T), Texas Christian . . . . . 1929-33  
Williams, James (CB), Fresno State . . . . . 1994  
Williams, Jamie (TE), Nebraska . . . . . 1983  
Williams, Karl (WR/PR), Texas A&M Kingsville . . . . . 2004  
Williams, Kerwynn (RB), Utah State . . . . . 2014-17  
Williams, Kevin (WR), Miami (Fla.) . . . . . 1997  
Williams, Rex (C), Texas Tech . . . . . 1940  
Williams, Ryan (RB), Virginia Tech . . . . . 2011-13  
Williams, Stephen (WR), Toledo . . . . . 2010-11  
Williams, Teddy (WR), Texas-San Antonio . . . . . 2013  
Williams, Tramon (CB), Louisiana Tech . . . . . 2017  
Williams, Willie (T), Louisiana State . . . . . 1990-92  
Williams, Xavier (DT), Northern Iowa . . . . . 2015-17  
Willingham, Larry (DB), Auburn . . . . . 1971-72, '76  
Wilson, Adrian (SS), North Carolina State . . . . . 2001-12  
Wilson, Bernard (DT), Tennessee State . . . . . 1994-98  
Wilson, Bill (E), Gonzaga . . . . . 1935-37  
Wilson, Gordon (C), Texas Mines . . . . . 1942-43, '45  
Wilson, Karl (DE), Louisiana State . . . . . 1989  
Wilson, Larry (S), Utah . . . . . 1960-72  
Wilson, Mike (DB), Western Illinois . . . . . 1969  
Winston, Eric (T), Miami (Fla.) . . . . . 2013  
Wolff, Cal (C), Kentucky . . . . . 1974  
Wolf, Joe (T/G), Boston College . . . . . 1989-97  
Wolfley, Ron (RB), West Virginia . . . . . 1985-91  
Womack, Floyd (G), Mississippi State . . . . . 2011  
Wood, Bob (T), Alabama . . . . . 1940  
Wood, Mike (P/K), Southeast Missouri State . . . . . 1978-79  
Woodschick, Tom (RB), West Virginia . . . . . 1972  
Woodley, LaMar (LB), Michigan . . . . . 2015  
Woodruff, Jim (E), Pittsburgh . . . . . 1926  
Woods, LeVar (LB), Iowa . . . . . 2001-04  
Woods, Abe (DB), Illinois . . . . . 1965-66  
Woolsey, Rolly (DB), Boise State . . . . . 1978  
Word, Barry (RB), Virginia . . . . . 1994  
Wortman, Keith (G), Nebraska . . . . . 1976-81  
Wragge, Tony (G), New Mexico State . . . . . 2002-03  
Wright, Charles (CB), Tulsa . . . . . 1987  
Wright, Jason (RB), Northwestern . . . . . 2009-10  
Wright, Nate (DB), San Diego State . . . . . 1969-70  
Wright III, Scooby (LB), Arizona . . . . . 2016-17  
Wright, Steve (T), Alabama . . . . . 1972  
Wright, Willie (TE/H-B), Wyoming . . . . . 1992  
Wukits, Al (C), Duquesne . . . . . 1944  
Wyche, Sam (QB), Furman . . . . . 1976

## Y

Yablonski, Ventan (B), Columbia . . . . . 1948-51  
Yankowski, Ron (DE), Kansas State . . . . . 1971-76  
Yarr, Tom (C), Notre Dame . . . . . 1933  
Yeisley, Don (E), None . . . . . 1927-28  
Young, Bob (G), Howard Payne . . . . . 1972-79  
Young, D.J. (T), Michigan State . . . . . 2011  
Young, Lonnie (FS), Michigan State . . . . . 1985-90  
Young, Michael (LB), Illinois . . . . . 2002-03  
Younger, Jordan (DB), Connecticut . . . . . 2000

## Z

Zamort, Ronald (CB), Western Michigan . . . . . 2017  
Zandofsky, Mike (G), Washington . . . . . 1989  
Zastudil, Dave (P), Ohio . . . . . 2011-14  
Zelencik, Frank (T), Oglethorpe . . . . . 1939  
Zellner, Peppi (DE), Fort Valley State . . . . . 2004  
Zimny, Bob (T), Indiana . . . . . 1945-49  
Zoia, Clyde (G), Notre Dame . . . . . 1920-23  
Zook, John (DE), Kansas . . . . . 1976-79  
Zontini, Lou (B), Notre Dame . . . . . 1940-41  
Zordich, Michael (S), Penn State . . . . . 1989-93



## ALL-TIME NUMERICAL ROSTER

<b>1</b>	Driscoll, John "Paddy" (B), Northwestern . . . . . 1920-25	Catanaro, Chandler (K), Clemson . . . . . 2014-16	Kasper, Kevin (WR), Iowa (also wore #82) . . . . . 2002-03
	McCane, Matt (K), Kansas State . . . . . 2018	Dewell, Bill (E), Southern Methodist (also wore #41) . . . . . 1940-41	Lawrence, Jim (B), Texas Christian (also wore #8, 30) . . . . . 1936-39
	Oglesby, Cedric (K), South Carolina State . . . . . 2001	Egan, Dick (E), Wilmington (also wore #9) . . . . . 1920-23	McInerney, Arrie (C), Notre Dame (also wore #10, 12) . . . . . 1920-27
	Rackers, Neil (K), Illinois . . . . . 2003-09	Esason, Boomer (QB), Maryland . . . . . 1996	Moyinhan, Tim (C), Notre Dame (also wore #40) . . . . . 1932-33
	Stein, Bill (C), Fordham . . . . . 1927-28	Gabbert, Blaine (QB), Missouri . . . . . 2017	Nevers, Ernie (B), Stanford (also wore #44) . . . . . 1929-31
<b>2</b>		Glenmon, Mike (QB), North Carolina State . . . . . 2018	O'Donoghue, Neil (K), Auburn . . . . . 1980-85
	Bartel, Richard (QB), Tarleton State . . . . . 2010-11	Gramatica, Bill (K), South Florida . . . . . 2001-03	Purdin, Cal (B), Tulsa . . . . . 1943
	Butler, Drew (P), Georgia . . . . . 2014-16	Grant, Hugh (B), St. Mary's (Calif.) . . . . . 1928	Rooney, Bill (C), None . . . . . 1929
	Dunn, Joe (B), Marquette . . . . . 1925-26	Hall, John (B), Texas Christian (also wore #77) . . . . . 1940-41, '43	Rundquist, Elmer (T), Illinois . . . . . 1922
	Furrer, Will (QB), Virginia Tech . . . . . 1993	Hogan, Tom (T), Detroit . . . . . 1926	Schroeder, Jay (QB), UCLA . . . . . 1986
	Jones, Ben (B), Grove City . . . . . 1927-28	Ivy, Frank (Pop), (E), Oklahoma (also wore #42, 51) . . . . . 1940-42	Schubert, Eric (K), Pittsburgh . . . . . 1986
	Lee, Andy (P), Pittsburgh . . . . . 2017		Shaw, Dennis (QB), San Diego State . . . . . 1974-75
	Mohardt, John (B), Notre Dame (also wore #15) . . . . . 1922-23		Tinsley, Gaynell (E), Louisiana State (also wore #31, 49) . . . . . 1937-38, '40
	Peterson, Todd (K), Georgia . . . . . 1994	Johnson, Ray (B), Denver . . . . . 1940	Weller, Ray (T), Nebraska . . . . . 1926-27
	St. Pierre, Brian (QB), Boston College . . . . . 2008-09	Kupp, Craig (QB), Pacific Lutheran . . . . . 1991	Widerquist, Chet (T), Washington & Jefferson . . . . . 1926-28
	Trippi, Charley (B), Georgia (also wore #62) . . . . . 1947-55	Leggett, Dave (B), Ohio State . . . . . 1955	
	Zoia, Clyde (G), Notre Dame (also wore #8) . . . . . 1920-23	Leinart, Matt (QB), Southern California . . . . . 2006-09	<b>12</b>
<b>3</b>		Marchibroda, Ted (QB), Detroit . . . . . 1957	Braidwood, Charles (E), Tennessee-Chattanooga . . . . . 1932
	Anderson, Derek (QB), Oregon State . . . . . 2010	Nagel, Ray (B), UCLA . . . . . 1953	Brown, John (WR), Pittsburgh State . . . . . 2014-17
	Butler, Kevin (K), Georgia . . . . . 1996-97	Nagel, Ross (T), St. Louis . . . . . 1942	Brunner, Scott (QB), Delaware . . . . . 1985
	Butts, Ed (B), Chico State (also wore #17) . . . . . 1929	Sachs, Len (E), Loyola (ILL.) (also wore #22) . . . . . 1920-23, '25	Carpenter, Chad (WR), Washington State . . . . . 1997-99
	Ericksen, Hal (B), Washington & Jefferson . . . . . 1925-28	Strader, Norman "Red" (B), St. Mary's (Calif.) . . . . . 1927	Carrell, Duane (P), Florida State . . . . . 1977
	Feely, Jay (K), Michigan (also wore #4) . . . . . 2010-13	Towns, Robert (QB), Georgia . . . . . 1960	Cooper, Pharoah (WR), South Carolina . . . . . 2018
	Gambrell, Billy (E), South Carolina . . . . . 1963-67	<b>8 (Retired)</b>	Davidson, Joe (G), Colgate . . . . . 1928
	Guglielmi, Ralph (QB), Notre Dame . . . . . 1961	Lawrence, Jim (B), Texas Christian (also wore #11, 30) . . . . . 1936-39	Johnson, Charles (QB), New Mexico State . . . . . 1961-69
	Izo, George (QB), Notre Dame . . . . . 1960	Lamar, Lamar (QB), Arkansas . . . . . 1954-58	Kassel, Charles (E), Illinois (also wore #43) . . . . . 1929-33
	King, Andy (B), West Virginia . . . . . 1923-24	McMahon, Bryon (G), Cornell . . . . . 1923	Keithley, Gary (QB), Texas-El Paso . . . . . 1973-75
	Klumb, John (E), Washington State (also wore #56) . . . . . 1939-40	Tripucka, Frank (QB), Notre Dame . . . . . 1950-52	Larsen, Paul (QB), California . . . . . 1957
	Lange, Jim (E), Montana State . . . . . 1929	Wilson, Larry (S), Utah (honored with number retirement) . . . . . 1960-72	Leonard, John (T), Indiana (also wore #19) . . . . . 1922-23
	Novak, Nick (K), Maryland . . . . . 2005	Zoia, Clyde (G), Notre Dame (also wore #2) . . . . . 1920-23	Little, Steve (P/K), Arkansas . . . . . 1978-80
	Palmer, Carson (QB), Southern California . . . . . 2013-17	<b>9</b>	Mackey, Kyle (QB), East Texas State . . . . . 1984
	Rosen, Josh (QB), UCLA . . . . . 2018	Barkley, Matt (QB) Southern California . . . . . 2015, '17	McCom, Josh (QB), Sam Houston State . . . . . 2002-05
	Rosenbach, Timm (QB), Washington State . . . . . 1989-92	Boyd, Shane (RB) Kentucky . . . . . 2006	McInerney, Arrie (C), Notre Dame (also wore #10, 11) . . . . . 1920-27
	Scanlon, John (B), DePaul . . . . . 1921	Bradford, Sam (QB), Oklahoma . . . . . 2018	Murphy, Bill (G), Washington (Mo.) (also wore #25) . . . . . 1940-41
<b>4</b>		Bucklin, Tom (B), Idaho . . . . . 1927	Nisbet, Dave (E), Washington . . . . . 1933
	Anderson, Ed (E), Notre Dame (also wore #16, 22) . . . . . 1922-25	Cowgry, Jerry (B), Notre Dame . . . . . 1950	Pardner, Earl (B), Purdue . . . . . 1934-35
	Barry, Norm (B), Notre Dame . . . . . 1921	Egan, Dick (E), Wilmington (also wore #7) . . . . . 1920-23	Rattay, Tim (QB), Louisiana Tech . . . . . 2007
	Dawson, Phil (K), Texas . . . . . 2017-18	Foster, Ralph (T), Oklahoma A&M (also wore #60, 64, 77) . . . . . 1945-46	Roach, John (QB), Southern Methodist . . . . . 1956, 59-60
	Dysert, Zac (QB), Miami (Ohio) . . . . . 2016	Johnson, Dirk (P), Northern Colorado . . . . . 2008	Romanik, Steve (G), Villanova . . . . . 1953-54
	Feely, Jay (K), Michigan (also wore #3) . . . . . 2010-13	Keenan, Sean (QB), Williams (Mass.) . . . . . 2000	Russell, Doug (B), Kansas State (also wore #32, 33) . . . . . 1934-39
	Hasselbeck, Tim (QB), Boston College . . . . . 2007	McMahon, Jim (QB), Brigham Young . . . . . 1929	Swanson, Earl (E), Lombard . . . . . 1925-27
	King, Shaun (QB), Tulane . . . . . 2004	Method, Russ (B), None . . . . . 1924	Stanley, Chad (P), Stephen F. Austin . . . . . 2001
	Kelv, Kevin (QB), Houston . . . . . 2011-12	Pancieri, Don (QB), San Francisco . . . . . 1952	Tipton, Gregg (QB), Hawaii . . . . . 1987
	Kub, Chuck (WR/RB/KR), Arizona . . . . . 1994-95	Quigley, Ryan (P), Boston College . . . . . 2016	Tyler, Pete (B), Hardin-Simmons . . . . . 1937-38
	Mahoney, Ike (B), Creighton . . . . . 1925-28, '31	Sauter, Cory (QB), Minnesota . . . . . 1998	Vaughan, Charles (B), Tennessee . . . . . 1936
	McGee, Bob (T), Santa Clara . . . . . 1938	Zastudil, Dave (P), Ohio . . . . . 2011-14	Vokaty, Otto (B), Heidelberg . . . . . 1933
	Reed, Joe (B), Louisiana State (also wore #16, 19) . . . . . 1937, '39	<b>10</b>	Zelenick, Frank (T), Oglethorpe . . . . . 1939
	Tays, Jim (B), Penn State . . . . . 1925	Atkinson, Jess (K), Maryland . . . . . 1985	<b>13</b>
<b>5</b>		Beathard, Pete (QB), Southern California . . . . . 1970-71	Brown, Jaron (WR), Clemson . . . . . 2013-17
	Barr, Mike (P), Rutgers . . . . . 2007	Buckeye, Garland (T), None (also wore #14) . . . . . 1920-24	Chamberlin, Guy (C), Nebraska . . . . . 1927
	Davis, Greg (K), Citadel . . . . . 1991-96	Claypool, Ralph (C), Purdue (also wore #30) . . . . . 1925-26, '28	Crowder, Earl (B), Oklahoma . . . . . 1939
	Gillies, Fred (T), Cornell (also wore #10, 11) . . . . . 1920-28	Donckers, Bill (QB), San Diego State . . . . . 1976-77	Galley, Jim (K), Minnesota . . . . . 1987
	Gonzalez, Zane (K), Arizona State . . . . . 2018	Feagles, Jeff (P), Miami (Fla.) . . . . . 1994-97	Jacke, Chris (K), Texas-El Paso . . . . . 1998-99
	Graham, Ben (P), Deakin (Australia) . . . . . 2008-11	Fisher, Ev (B), Santa Clara (also wore #40) . . . . . 1938-39	Kirk, Christian (WR), Texas A&M . . . . . 2018
	Hogeboom, Gary (QB), Central Michigan . . . . . 1989	Garza, Sammy (QB), Texas-El Paso . . . . . 1987	Maynard, Don (WR), Texas-El Paso . . . . . 1973
	Hurlburt, John (G), Chicago . . . . . 1924-25	Gelbaugh, Stan (QB), Maryland . . . . . 1991	Warner, Kurt (QB), Northern Iowa . . . . . 2005-09
	Koehler, Bob (G), Northwestern (also wore #14, 18, 19) . . . . . 1921-26	Gillies, Fred (T), Cornell (also wore #5, 11) . . . . . 1920-28	<b>14</b>
	LaRosa, Paul (E), None . . . . . 1920-21	Golden, Brittan (WR), West Texas A&M . . . . . 2013-17	Buckeye, Garland (T), None (also wore #10) . . . . . 1920-24
	May, Chad (QB), Kansas State . . . . . 1996	Lee, John (K), UCLA . . . . . 1986	Cater, Greg (P), Tennessee-Chattanooga . . . . . 1986-87
	Mitchell, Tyan (WR/TE), Minn. St.-Mankato (also wore #83) . . . . . 1999-01	McInerney, Arrie (C), Notre Dame (also wore #11, 12) . . . . . 1920-26	Cherry, Ed (B), Hardin-Simmons . . . . . 1938-39
	Rivold, Ray (B), St. Edwards (Tex.) . . . . . 1927-28	Player, Scott (P), Florida State . . . . . 1998-06	Cuff, Ward (B), Marquette . . . . . 1946
	Stanton, Drew (QB), Michigan State . . . . . 2013-17	Rector, Jamaica (WR), NW Missouri State . . . . . 2007	Drake, Kevin (WR), Alabama-Birmingham . . . . . 1998
<b>6</b>		Swider, Larry (P), Pittsburgh . . . . . 2007	Etcheverry, Sam (QB), Denver . . . . . 1961-62
	Bryan, Jon (B), Chicago . . . . . 1922	Vesser, John (E), Idaho (also wore #28, 36) . . . . . 1927, '30-31	Folz, Art (B), Chicago (also wore #17) . . . . . 1923-25
	Crangle, John (B), Illinois . . . . . 1923	Williams, Chad (WR), Grambling State (also wore #16) . . . . . 2017	Greisen, Chris (QB), Northwest Missouri State . . . . . 1999-01
	Davey, Rohan (QB), Louisiana State . . . . . 2005	Zontini, Lou (B), Notre Dame . . . . . 1940-41	Koehler, Bob (G), Northwestern (also wore #5, 18, 19) . . . . . 1921-26
	Duncan, Tim (K), Oklahoma . . . . . 2002-03	<b>11</b>	Lindley, Ryan (QB), San Diego State . . . . . 2012-14
	Hall, Max (QB), Brigham Young . . . . . 2010-11	Agee, Sam (B), Vanderbilt . . . . . 1938-39	Loyd, Mike (QB), Missouri Southern State . . . . . 1979-80
	Halstrom, Bernie (B), Illinois . . . . . 1920-21	Banonis, Vince (C), Detroit (also wore #32) . . . . . 1942, 46-50	Madden, Lloyd (B), Colorado Mines . . . . . 1940
	Hill, Don (B), Stanford . . . . . 1929	Blake, Jeff (QB), East Carolina . . . . . 2003	Marelli, Ray (G), Notre Dame . . . . . 1928
	Hoyer, Brian (QB), Michigan State . . . . . 1922	Bojovic, Novo (K), Central Michigan . . . . . 1985	Marquardt, John (E), Illinois . . . . . 1921
	Illman, Ed (B), Montana . . . . . 1928	Bonner, Sheridan (QB), California State-Northridge . . . . . 1999	McIvor, Rick (QB), Texas . . . . . 1984-85
	Lamb, Rod (B), Lombard . . . . . 1926-27, '33	Bulger, Chet (T), Auburn (also wore #70, 73) . . . . . 1942-43, 45-49	Nelson, J.J. (WR), Alabama-Birmingham . . . . . 2015-18
	Nedney, Joe (K), San Jose State . . . . . 1997-99	Elkins, Falt (B), Marshall . . . . . 1939	Newhouse, Reggie (WR), Baylor (also wore #87) . . . . . 2003-05
	Ranspot, Al (E), Southern Methodist . . . . . 1994	Fitzgerald, Larry (WR), Pittsburgh . . . . . 2004	Nofsinger, Terry (QB), Utah . . . . . 1965-66
	Thomas, Logan (QB), Virginia Tech . . . . . 2014	Francis, Gene (B), Chicago . . . . . 1926	Roberts, Hal (P), Houston . . . . . 1974
	Wedel, Dick (G), Wake Forest . . . . . 1948	Gillies, Fred (T), Cornell (also wore #5, 10) . . . . . 1920-28	Saltz, Fred (T), Iowa (also wore #47, 91) . . . . . 1926-31
	Wile, Matt (P), Michigan . . . . . 2016	Gilmore, Bryan (WR), Midwestern St. (Tex.) (also wore #86) . . . . . 2000-03	Watkins, Todd (WR), Brigham Young . . . . . 2006
<b>7</b>		Graham, Kent (QB), Ohio State . . . . . 1996-97	Williams, Kevin (WR), Miami (Fla.) (also wore #84) . . . . . 1997
	Angsman, Elmer (B), Notre Dame . . . . . 1946-52	Hock, John (T), Santa Clara . . . . . 1950	Williams, Stephen (WR), Toledo (also wore #18) . . . . . 2010-11
	Arterburn, Elmer (B), Texas Tech . . . . . 1954	Home, Greg (P), Arkansas . . . . . 1987-88	<b>15</b>
	Bauerlein, Steve (QB), Notre Dame . . . . . 1993-94	Humphrey, Buddy (QB), Baylor . . . . . 1963-65	Blanchard, Cary (K), Oklahoma State . . . . . 2000-01
		Joyce, Don (T), Tulane (also wore #71) . . . . . 1951-53	Blumer, Herb (E), Missouri (also wore #17, 20) . . . . . 1925-30, '33





Bruckner, Les (B), Michigan State	1945
Case, Stoney (QB), West Mexico	1995-98
Christman, Paul (QB), Missouri (also wore #44)	1945-49
Cuzzo, Gary (DB), Virginia	1972
Curran, Harry (B), Boston College	1920-21
Curzon, Harry (B), None	1928
Dupre, Malachi (WR), Louisiana State	2018
Floyd, Michael (WR), Notre Dame	2012-16
Holiday, Carlyle (WR), Notre Dame	2005-06
Houghton, Jerry (T), Washington State	1951
Lomas, Neil (DB), Portland State	1981-89
Mohardt, John (B), Notre Dame (also wore #2)	1922-23
Parker, Buddy (DB), Centenary	1937-43
Parsons, Preston (DB), Northern Arizona	2002-03
Pisarkiewicz, Steve (DB), Missouri	1977-79
Springsteen, Bill (E), Lehigh (also wore #18)	1927-28
Spurlock, Michael (WR), Mississippi	2006
Wyche, Sam (QB), Furman	1976
Zimny, Bob (T), Indiana (also wore #63)	1945-49

## 16

Adams, Henry (C), Pittsburgh	1939
Anderson, Ed (C), Notre Dame (also wore #4, 22)	1922-25
Austin, Kent (QB), Mississippi	1986
Brennan, Willis (T), Notre Dame (also wore #18, 19)	1920-27
Buck, Mike (QB), Maine	1995
Camarillo, Rich (P), Washington	1989-93
Erickson, Mickey (C), Northwestern	1930-31
Hill, King (DB), Rice	1960-69
Knight, Charles (C), None	1920-21
Lisch, Rusty (QB), Notre Dame	1980-84
Navarre, John (DB), Michigan	2004-06
Plasman, Dick (E), Vanderbilt	1946-47
Plummer, Jake (QB), Arizona State	1997-02
Reed, Jeremy (WR), California	2016
Sherfield, Trent (WR), Vanderbilt	2018
Van Galder, Tim (WR), Iowa State	1972-74
Williams, Chad (WR), Grambling State (also wore #10)	2017
Williams, Teddy (WR), Texas-San Antonio	2013

## 17

Arapostathis, Evan (P/K), Eastern Illinois	1986
Berger, Mitch (P), Colorado	2007
Blumer, Herb (E), Missouri (also wore #15, 20)	1925-30
Brown, Dave (DB), Duke	1998-2001
Butts, Ed (B), Ohio State (also wore #3)	1929
Byrd, LaRon (WR), Miami (Fla.)	2012-13
Chandler, Chris (DB), Washington	1991-93
Compton, Ogden (DB), Hardin-Simmons	1955
De Greco, Al (C), Auburn	1987-90
Folz, Art (B), Chicago (also wore #14)	1923-25
Hanlon, Bob (B), Loras	1948
Hart, Jim (DB), Southern Illinois	1966-83
Jones, Onrea (WR), Hampton	2010
Krieg, Dave (DB), Milton	1937
Kuharchik, Joe (C), Notre Dame (also wore #88)	1940-41, '45
Larson, Fred (C), Notre Dame	1929
Lauro, Lin (B), Pittsburgh	1951
Mason, Joel (E), Western Michigan	1939
Merkovsky, Elmer (T), Pittsburgh	1944
Montgomery, Ralph (T), Centre	1923
Nolan, Earl (T), Arizona	1937-38
Parker, Ezekiel (WR), Louisville	2002
Randolph, Clare (C), Indiana	1930
Rexer, Freeman (E), Tulane (also wore #62, 63)	1943, '45
Reynolds, Mack (DB), Louisiana State	1958-59
Root, Jim (DB), Miami (Ohio)	1953, '56
Rydzewski, Frank (T), Notre Dame	1921
Schneidman, Herman (B), Iowa	1940
Stuckey, Charles (WR), Clemson	2011
Swartz, Chris (DB), Morehead State	2014
Tolliver, Jalen (WR), Arkansas-Monticello	1998
Waldron, Austin (G), Gonzaga	1927

## 18

Albert, Sergio (K), U.S. International	1974
Babartsky, Al (T), Fordham (also wore #24, 46)	1938-39, '41-42
Birdsong, Carl (P), Southwestern Oklahoma State	1981-85
Brennan, Willis (T), None (also wore #16, 19)	1920-27
Burday, Marquis (WR), New Mexico	2016
Currivan, Don (E), Boston College (also wore #54)	1943
Ellis, Walter (T), Detroit	1926-27
Gainer, Charles (E), North Dakota	1939
Harmon, Ham (C), Tulsa	1937
Holm, Bernie (B), Alabama	1932
Huges, Bernie (C), Oregon	1934-36
Jackson, John (WR), Southern California (also wore #80)	1990-92
Kiesling, Walter (C), St. Thomas (Minn.) (also wore #19, 49)	1929-33
Kiley, Roger (E), Notre Dame	1923
Koehler, Bob (G), Northwestern (also wore #5, 14, 18, 19)	1921-26
Komar, Mack (WR), Idaho	2010

Knox, Kevin (WR), Florida State (also wore #82)	1994
Larson, Lou (B), None	1929
Manges, Mark (DB), Maryland	1978
McCallough, Andy (WR), Tennessee	1999-99
Moe, Hal (B), Oregon State	1933
Mullenau, Lee (C), Arizona	1938
Petrovich, George (T), Texas	1949-50
Schwartz, Elmer (B), Washington State	1932
Soliday, Jake (WR), Northern Iowa	2002
Springsteen, Bill (E), Lehigh (also wore #15)	1927-28
Stout, Cliff (DB), Youngstown State	1988-88
Taylor, Kerry (WR), Arizona State	2012-13
Walner, Fred (G), Notre Dame (also wore #61, 68)	1951-52, '54-55
Williams, Stephen (WR), Toledo (also wore #14)	2010-11

## 19

Agudosi, Carlton (WR), Rutgers	2017
Brennan, Willis (T), None (also wore #16, 18)	1920-27
Ginn Jr., Ted (WR), Ohio State	2014
Haloran, Shawn (DB), Boston College	1987
Hubert, Chris (WR), Fayetteville State	2016
Jenkins, Marlay (WR), Nebraska-Omaha (also wore #82)	1999-02
Kiesling, Walter (C), St. Thomas (Minn.) (also wore #18, 49)	1929-33
Killier, Lyons (G), None	1928
Koehler, Bob (G), Northwestern (also wore #5, 14, 18, 18)	1921-26
Leonard, John (T), Indiana (also wore #12)	1922-23
Lillard, Joe (B), Oregon State	1933-33
Long, Lance (WR), Mississippi State	2009
May, Bill (B), Louisiana State	1937-38
McCoy, LeRon (WR), Indiana (PA)	2005-06
Mehringer, Pete (T), Kansas (also wore #23)	1934-36
Murphy, Jim (B), St. Thomas (Minn.)	1928
Poole, Nathan (WR), Marshall (also wore #89)	2001-03
Reed, Joe (B), Louisiana State (also wore #4, 16)	1937, '39
Rucinski, Ed (E), Indiana (also wore #51)	1943-46
Sacca, Tony (DB), Penn State	1992-93
Skelton, John (DB), Fordham	2010-12
Smith, Charles (B), Georgia	1947
Spiller, Phil (DB), California State-Los Angeles	1967
Tupa, Tom (DB/P), Ohio State	1988-91
Underwood, John (G), None	1929
Williams, Jake (T), Texas Christian (also wore #42)	1929-33
Wood, Mike (P/K), Southeast Missouri State	1978-79

## 20

Anderson, Damien (RB), Northwestern (also wore #2)	2002-05
Auer, Howard (T), Michigan	1933
Barley, Claron "Monk" (DB), Utah	1964-65
Barley, Johnny (RB/KR), Texas A&M	1992-93
Barber, Mike (WR), Marshall	1989
Barnes, Mike (DB), Texas-Arlington	1967-68
Bel, Gordon (RB), Michigan	1978-79
Blumer, Herb (E), Missouri (also wore #15, 17)	1925-30, '33
Brown, Ralph (CB), Nebraska	2007-09
Bucannon, Deone (SLB), Washington State (also wore #36)	2014-18
Cason, Antoine (CB), Arizona	2013
Chappell, Leon (G), None	1920-21
Coffee, Jim (B), Louisiana State	1937-38
Cross, Bill (B), West Texas State (also wore #90)	1951-53
Curtis, Travis (FS), West Virginia	1987-88
Dwyer, Jonathan (RB), Georgia Tech	2014
Farr, Miller (DB), Wichita State	1970-72
Goble, Les (B), Alfred	1954-55
Hall, Ken (RB), Texas A&M	1959, '61
Jefferson, A.J. (CB), Fresno State	2010-11
Kennedy, George (G), St. Bonaventure	1930
Lewis, Woodley (B), Oregon	1956-59
Moe, Ronald (RB), Pittsburg State (Kan.) (also wore #30)	1934-36
Neuman, Bob (E), Illinois Wesleyan	1934-36
Oliver, Clancy (CB), San Diego State	1973
Ramsey, Garrard (G), William & Mary	1946-51
Reid, Lamont (CB), North Carolina State (also wore #23)	2005
Robt, Hal (B), Wisconsin State-Oshkosh	1945
Sensibag, Mike (S), Ohio State	1972-77
Vodicka, Joe (B), None	1945
Waters, Andre (S), Cheyney State	1994
Willard, Ken (RB), North Carolina	1974

## 21

Abdullah, Hamza (S), Washington State (also wore #23, 41)	2009-11
Beal, Norm (DB), Missouri	1962
Blackwell, Hal (B), South Carolina	1945
Bohlmann, Frank (G), Marquette	1942
Campbell, Bill (G), Oklahoma (also wore #53)	1945-49
Davis, Cedric (CB), Tennessee State	1995
Dexter, Dexter (DB), Clemson (also wore #48)	1991-93
Dowling, Pat (E), DePaul	1929
Eaton, Tracey (S), Portland State	1990
Greene, Ed (E), Loyola (Ill.)	1926-27
Hardy, Jim (B), Southern California (also wore #22, 24)	1949-51

Hill, Renaldo (CB), Michigan State (also wore #45)	2001-04
Horstmann, Roy (B), Purdue (also wore #42)	1934
Jackson, Mark (CB), Abilene Christian	1984
Johnson, Al (B), Kentucky	1939-41
Keane, Tom (B), West Virginia	1955
Kingery, Ellsworth (B), Tulane	1954
Malloy, Les (B), Loyola (Ill.)	1931-33
Metcalfe, Eric (WR/KR), Texas	1998
Metcalfe, Terry (RB), Louisiana State-Long Beach	1973-77
Minfield, Kevin (DB), Arizona State	1997
Pangle, Hal (B), Oregon State	1935-38
Peterson, Patrick (CB), Louisiana State	2011
Robnett, Marshall (G), Texas A&M (also wore #43)	1943, '45
Rolle, Antrel (CB/S), Miami	2005-09
Sandifer, Dan (WR), Louisiana State	1953
Sears, Jim (DB), Southern California	1954, '57-58
Smith, Wilfred (E), DePaul	1923-25
Stief, Dave (WR), Portland State (also wore #84)	1978-82
Stovall, Jerry (DB), Louisiana State	1963-71
Tinsley, Jess (T), Louisiana State (also wore #31)	1929-33
Whitman, Laverne (B), Tulsa	1951-53
Williams, Clarence (RB), Michigan	1999-2000
Williams, James (CB), Fresno State	1994
Yeisley, Don (E), None	1927-28

## 22

Anderson, Damien (RB), Northwestern (also wore #20)	2002-05
Anderson, Ed (E), Notre Dame (also wore #4, 16)	1922-25
Baker, Conway (T), Centenary	1936-43, '45
Burl, Alex (B), Colorado A&M	1956
Burt, Crezdon (CB), Clemson (also wore #32)	2011-12
Carter, Dychod (CB), Kansas State (also wore #38)	2004-05
Duerson, Dave (DB), Notre Dame	1991-93
Gault, Prentice (RB), Oklahoma	1961-67
Guy, William (CB), Louisville	2012
Gehrke, Fred (B), Utah	1950
Harden, Lou (T), Illinois	1930-35
Hardy, Jim (B), Southern California (also wore #21, 24)	1949-51
Higgs, Mark (RB), Kentucky	1994-95
Jackson, Charles (B), Southern Methodist	1958
Jefferson, Tony (S), Oklahoma	2013-16
Kay, Bill (DB), Purdue	1984
Knight, Tom (CB), Iowa (also wore #24)	1997-2001
Logan, T.J., (RB), North Carolina	2017
Malouf, Ray (B), Southern Methodist (also wore #78, 98)	1941, '46-48

Paul, Don (DB/HB), Washington State (also wore #37)	1950-53
Sachs, Len (E), Loyola (Ill.) (also wore #7)	1920-23, '25
Smith, Emmitt (RB), Florida	2003-04
Starks, Duane (CB), Miami (Fla.) (also wore #28)	2002-04
Ware, Matt (CB/S), UCLA	2006-10
Wehrli, Roger (CB), Missouri	1969-82
Wilson, Adrian (SS), North Carolina State (also wore #24)	2001-12

## 23

Abdullah, Hamza (S), Washington State (also wore #21, 41)	2009-11
Bennikere, Bene (CB), San Jose State	2018
Blaizine, Tony (T), Illinois Wesleyan	1935-40
Bradford, Ronnie (CB), Colorado	1996
Butler, John (B), Tennessee	1944
Clement, John (B), Southern Methodist	1941
Fleming, Jamell (CB), Oklahoma	2012-13
Granger, Charles (G/T), Southern	1961
Grice, Marion (RB), Arizona State	2014
Hurst, Garrison (RB), Miami	1993-95
Heater, Darrell (CB), Georgia (Ohio)	2006
Johnson, Chris (RB), East Carolina	2015-17
Kelble, Trumaine (CB), Mississippi	2010
McCann, Bryan (S), Southern Methodist	2013
McGee, Dell (CB), Auburn (also wore #24)	1996-98
Mehringer, Pete (T), Kansas (also wore #19)	1934-36
Pamreore, Bob (RB), Florida A&M	1963-64
Perrin, Benny (FS), Alabama	1982-85
Peterson, Adrian (RB), Oklahoma	2017
Reid, Lamont (CB), North Carolina State (also wore #20)	2005
Rinehart, Coby (DB), Southern Methodist	1999-03
Rolland, Johnny (RB), Missouri	1966-72
Scott, Ed (FS), Grambling	1987
Speegle, Cliff (C), Oklahoma (also wore #64)	1945
Stone, Ken (DB), Vanderbilt	1977-80
Thurman, Dennis (FS), Southern California	1986
Turner, Marcus (DB), UCLA	1989-91
Walls, Raymond (CB), Southern Mississippi	2005
Whalen, Bill (T), None	1920-24

## 24

Babartsky, Al (T), Fordham (also wore #18, 46)	1938-39, '41-42
Baker, Roy (B), Southern California	1929-30
Bates, Mario (RB), Arizona State	1998-99
Brosky, Al (B), Illinois	1954
Brown, Terry (DB), Oklahoma State	1969-70



Carr, Jim (B), Morris Harvey	1955- '57
Cochran, John (B), Wake Forest	1947-50
Collins, Paul (B), Missouri	1945
Creighton, Milan (E), Arkansas (also wore #25)	1931-37
Currie, Herschel (DB), Oregon State	1994
Hardy, Jim (B), Southern California (also wore #21, 22)	1949-51
Hunter, Patrick (CB), Nevada	1995
Hust, Al (E), Tennessee	1946
Kellogg, Clarence (B), St. Mary's (Calif.)	1936
Knight, Tom (CB), Iowa (also wore #22)	1997-2001
Kuzman, John (T), Fordham	1941
McCarthy, John (B), St. Francis	1944
McGee, Dell (CB), Auburn (also wore #23)	1996-98
Morris, Wayne (RB), Southern Methodist	1976-83
O'Connor, Dan (C), Georgetown	1920-24
Olson, Carl (T), UCLA	1942
Patrick, Frank (B), Pittsburgh	1938-39
Psaltis, Jim (B), Southern California	1953, '55
Reynolds, John (C), Baylor	1937
Sitko, Emil (B), Notre Dame	1951-52
Stacy, William (DB), Mississippi State	1959-63
Watkins, Bob (B), Ohio State	1958
Wilson, Adrian (S), North Carolina State (also wore #22)	2001-12
Wolfe, Ron (RB), West Virginia	1985-91

## 25

Bakken, Jim (K), Wisconsin	1962-78
Belden, Charles (B), St. Mary's (Calif.) (also wore #39)	1929-31
Blair, Stanley (CB), Southeastern Oklahoma State	1990
Blount, Eric (RB/KR), North Carolina	1992-93
Brooks, Carlos (DB), Bowling Green	1995
Bryant, Christian (S), Ohio State	2016
Chavous, Corey (DB), Vanderbilt	1998-2001
Christian, Marqui (S), Midwestern State	2016
Clark, Beryl (B), Oklahoma	1940
Creighton, Milan (E), Arkansas (also wore #24)	1931-37
Dowell, Gwynn (B), Texas Tech	1935-36
Eckl, Bob (T), Wisconsin (also wore #46)	1945
Goss, Jason (CB), Texas Christian	2003
Green, Roy (DB/WR), Henderson State (also wore #81)	1979-90
Green, Eric (B), Virginia Tech	2005-08
Greene, Frank (B), Tulsa	1934
Higgins, Jim (C), Trinity Texas	1941
Jones, Chris (CB), Nebraska	2018
Koken, Mike (B), Notre Dame	1933
Krejci, Joe (E), Peru State (Ind.)	1934
McAfee, Fred (RB), Mississippi College	1994
McFadden, Bryant (CB), Florida State	2009
Mitchell, Roland (CB), Texas Tech	1988-89
Moore, Bill (B), Loyola (La.)	1932
Murphy, Bill (C), Washington (Mo.) (also wore #12)	1940-41
Neill, Jim (B), Texas Tech	1939
Nolan, Dick (B), Maryland	1958
Norton, Jerry (DB), Southern Methodist	1959-61
Olate, Ifeanyi (FS), Southern California	2004
Powers, Jerraud (CB), Auburn	2013-15
Prentice, Travis (RB), Miami (Ohio)	2002
Rhodes, Kerry (FS), Louisville	2010-12
Schilling, Andy (WR), Miami (Ohio)	1988-89
Sims, Ken (B), Iowa	2018
Williams, Taron (CB), Louisiana Tech	2017

## 26

Apolskis, Ray (T), Marquette (also wore #69, 75)	1941-42, '45-50
Bogge, George (B), Stanford	1930
Brown, J.B. (DB), Maryland	1998
Cecil, Chuck (FS), Arizona	1993
Colbert, Randy (DB), Lamar	1977
Cook, Dave (B), Illinois	1934-36
Crump, Dwayne (DB), Fresno State	1973-76
Dougherty, Phil (C), Santa Clara	1938
Downs, Michael (FS), Rice	1989
Field, Amos (WR), Mountclair State	1990-91
Fisher, Mike (WR), Baylor	1981
Handler, Phil (C), Texas Christian (also wore #32, 46)	1930-36
Heidel, Jimmy (DB), Mississippi	1966
Hood, Roderick (CB), Auburn	2007-08
Hultz, George (DT), Southern Mississippi	1962
Johnson, Rashad (S), Alabama (also wore #49)	2009-15
Jones, Thomas (RB), Virginia	2000-02
Jones, Tony (DB), Syracuse (also wore #37)	1995
Latourette, Chuck (DB/P), Rice	1967-68, 70-71
Ledbetter, Homer (B), Arkansas	1932-33
Lott, Thomas (RB), Oklahoma	1979
Lyles, Lester (FS), Virginia	1988
McDaniel, Emmanuel (CB), East Carolina	2003
Miller, Milford (C), Chadron State	1936-37
Price, Mitchell (DB), Tulane	1992
Schmitt, George (S), Delaware	1983

Smith, Ben (DB), Georgia	1995-96
Smith, George (B), Villanova	1943
Steinbach, Larry (T), St. Thomas (Minn.)	1931-33
Tate, Robert (CB), Cincinnati	2004-06
Wells, Beanie (RB), Ohio State	2009-12
Williams, Brandon (CB), Texas A&M	2016

## 27

Adams, Michael (CB) Louisiana-Lafayette	2007-12
Allen, Carl (DB), Southern Mississippi	1977-82
Branch, Tyron (S), Connecticut	2016-17
Diehl, Charles (G), Idaho	1930-31
Dugan, Len (C), Wichita (also wore #46, 48)	1937-39
Eason, Mijrell (DB), Arizona State	2002
Howard, Ty (CB), Ohio State (also wore #29)	1997-98
Johnson, Gregory (SS), Oklahoma State	1987
Johnson, Leonard (CB), Iowa State	2018
Lokane, Joe (C), Northwestern	1941
MacKlin, David (CB), Penn State	2004-06
Martin, Glen (B), Southern Illinois	1932
Mays, Tony (FS), Kentucky	1987
Moss, Eddie (RB), Southeast Missouri State	1973-76
Nelson Jr., Robert (CB), Arizona State	2015
Oldham, Chris (DB), Oregon	1991, 92, 93-94
Paul, Tito (DB), Ohio State	1995-97
Shivers, Roy (RB), Utah State	1966-72
Taylor, Curtis (S), Louisiana State	1933
Taylor, Jay (CB), San Jose State	1989-92
Tipton, Howard (B), Southern California (also wore #34)	1933-37
White, Corey (CB), Samford	2015

## 28

Arrington, J.J. (RB), California	2005-08
Bennett, Tommy (S), UCLA	1996-2000
Berry, Gil (B), Illinois	1935
Bethel, Justin (CB), Presbyterian (also wore #31)	2012-17
Bonelli, Ernie (B), Pittsburgh	1945
Carter, Ross (G), Oregon	1936-39
Ciccone, Ben (C), Duquesne	1942
Evans, Dick (E), Iowa (also wore #35)	1940-43
Farmer, Ted (RB), Oregon	1948
Flenniken, Max (B), Geneva	1930
Giblin, Robert (DB), Houston	1977
Griffith, Homer (B), Southern California (also wore #33)	1934
Jeffery, Tony (RB), Texas Christian	1938
Lainhart, Porter (B), Washington State	1933
Lofton, Steve (DB), Texas A&M (also wore #42)	1991-93
Mendenhall, Rashard (RB), Illinois	2013
Nesbitt, Dick (B), Drake (also wore #47)	1933
Nichols, Deatrick (CB), South Florida (also wore #39)	2018
Ogden, Ray (FL), Alabama	1965-66
Pittman, Charlie (RB), Penn State	1941
Rankin, Walt (B), Texas Tech (also wore #40, 42, 63)	1941, '43, '45-47
Rashad, Ahmad (WR), Oregon	1972-73
Shaw, Jesse (G), Southern California	1931
Starks, Duane (CB), Miami (Fla.) (also wore #22)	2002-04
Stringer, Scott (DB), California	1974
Taylor, Lamar (CB), Boise State	2018
Toler, Greg (CB), Saint Paul's (Va.)	2002
Toscani, Frank (B), St. Mary's (Calif.)	1932
Vesser, John (E), Idaho (also wore #10, 36)	1927, 30-31

## 29

Britton, Earl (B), Illinois	1929
Bush, Michael (RB), Louisville	1998
Carter, Joe (E), Southern Methodist	1945
Clemens, Chris (S), Clemson	2014-15
Cosner, Don (B), Montana State	1936
Doyle, Ted (E), Nebraska	1944
Edmonds, Chase (RB), Fordham	2018
Harris, Jonathan (S), Syracuse	2002-05
Hobby, Lifford (DB), Louisiana State	1985
Holloway, Johnny (CB), Kansas	1941
Holman, Scott (WR), Oregon	1986
Howard, Ty (CB), Ohio State (also wore #27)	1997-98
Keys, Brady (DB), Colorado State	1966
Lynch, Lorenzo (DB), California State-Sacramento	1990-95
Martin, John (B), Oklahoma	1944-46
McDonnell, Mickey (B), None (also wore #44)	1925-30
Murrell, Adrian (RB), West Virginia	1998-99
Rodgers-Cromartie, Dominique (CB), Tennessee State	2008-10
Shelley, Der (B), Texas	1932
Simon, Harold (CB), Louisiana State	1987
Smith, Alfonso (RB), Kentucky (also wore #46)	2010-13
Taylor, Chester (RB), Toledo	2011
Williams, Gerald (CB), Langston	1980
Wood, Bob (T), Alabama	1940
Zamort, Ronald (CB), Western Michigan	2017

## 30

Allen, Ed (E), Creighton	1928
Ayanbadojo, Obafemi (FB), San Diego State	2004-06
Boyd, Bill (B), Westminster (Mo.)	1930-31
Bradley, Hub (DB), Texas	1977
Bradley, Hal (G), Iowa	1928
Brown, Lance (DB), Indiana	1995-96
Bryant, Charlie (RB), Allen (S.C.)	1966-67
Chisick, Andy (C), Villanova	1940-41
Claypool, Ralph (C), Purdue (also wore #10)	1925-26, '28
Green, Marsha (CB), Mississippi	2011
Finn, Bernie (B), Holy Cross	1931
Ford, Rudy (S/DB), Auburn	2012
Hammond, Gary (WR), Southern Methodist	1973-76
Hansen, Cliff (B), Luther	1933
Hinchman, Hub (B), Butler (also wore #32)	1933-34
Lawrence, Jim (B), Texas Christian (also wore #8, 11)	1936-39
Little, David (TE), Middle Tennessee State	1990
McElroy, Leeland (RB), Texas A&M	1996-97
Mitchell, Stump (RB), Citadel	1981-89
Monahan, Regis (G), Ohio State	1939
Moore, Ronald (RB), Pittsburg State (Kan.) (also wore #20)	1993-94, '97
Morrow, John (G), Kearney State	1937-38
Pearson, Ara (TE), Morgan State	1972
Peterson, Ken (B), Gonzaga	1935
Shelby, Willie (RB), Alabama	1978
Simas, Bill (B), St. Mary's (Calif.)	1932-33
Taylor, Stephan (RB), Stanford	2013-16
White, Anthony (RB), Kentucky	2002
White, Paul (RB), Texas-E Paso	1970-71

## 31

Ashton, Josh (RB), Tulsa	1975
Bethel, Chuck (DB), North Texas State	1972
Bethel, Justin (CB), Presbyterian (also wore #28)	2012-17
Brown, Rod (FB), North Carolina State	1997-98
Cromartie, Antonio (CB), Florida State	2014
Daanen, Jerry (WR), Miami (Fla.) (also wore #1)	1968-70
Davis, Jerry (B), Central Louisiana State	1948-51
Failing, Fred (G), Central J.C. (Kan.)	1930
Fain, Richard (DB), Florida	1991
Ferrell, Earl (RB), East Tennessee State	1982-89
Field, Harry (T), Oregon State	1934-36
Fife, Ralph (G), Pittsburgh	1942, '45
Fitzgibbon, Paul (B), Creighton	1928
Hammack, Malcolm (RB), Florida	1995, '97-96
Harris, Odie (DB), Sam Houston State	1992-94
Hummel, Arnie (B), Lombard	1927
Johnson, David (RB), Northern Iowa	2015
Johnston, Jimmy (B), Washington	1946
Marshall, Richard (CB), Fresno State	2011
Shipp, Marcel (RB), Massachusetts	2001-07
Symank, John (DB), Florida	1963
Terry, Ryan (RB), Iowa	1995-96
Tinsley, Gaynell (E), Louisiana State (also wore #11, 49)	1937-40, '43
Tinsley, Jess (T), Louisiana State (also wore #21)	1929-33
Weaver, Charles (G), Chicago (also wore #32)	1930
Wilson, Gordon (C), Texas Mines	1942-43, '45
Wright, Jason (RB), Northwestern	2009-10

## 32

Anderson, Otis (RB), Miami (Fla.)	1979-86
Baker, Budda (S), Washington (also wore #36)	2017
Banonis, Vince (C), Detroit (also wore #11)	1942, '46-50
Broughton, Nehemiah (FB), The Citadel	2010
Butler, Crezdon (CB), Clemson (also wore #22)	2011-12
Coleman, Derrick (FB), UCLA	2018
Croom, Larry (RB), Nevada-Las Vegas	2004
Daddio, Bill (E), Pittsburgh	1941-42
Deskin, Versi (E), Drake (also wore #45)	1935-39
Flagler, Terrence (RB), Clemson	1990-91
Gray, Oscar (FB), Arkansas	1995
Grosvener, George (B), Colorado	1936-37
Handler, Phil (G), Texas Christian (also wore #26, 32)	1930-36
Harrison, Reggie (RB), Cincinnati	1974
Hayden, Frank (FB), Georgia	1994
Harvey, Leo (RB), Ohio State	1972-73
Hinchman, Hub (B), Butler (also wore #30)	1933-34
Holmer, Walt (B), Northwestern	1931-32
Jackson, James (RB), Miami (Fla.)	2005
James, Edgerton (RB), Miami (Fla.)	2006-08
Johnson, LeShon (RB), Northern Illinois	1995-97
Jordan, Tony (RB), Kansas State	1988-89
Latin, Jerry (RB), Northern Illinois	1975-78
Linsley, Corey (CB), Southern Illinois	2011
Mathieu, Tyrann (S), Louisiana State	2013-17
Mooney, Jim (T), Georgetown	1935
Pittman, Michael (RB), Fresno State	1998-2001
Russell, Doug (DB), Kansas State (also wore #12, 33)	1934-39

Weaver, Charles (G), Chicago (also wore #31) . . . . .1930  
 Word, Barry (RB), Virginia . . . . .1994

**33**

Barnes, Lawrence (RB), Tennessee State . . . . .1978  
 Belton, Willie (RB), Maryland State . . . . .1973-74  
 Boston, Tre (S), North Carolina . . . . .2018  
 Bouie, Kevin (RB), Mississippi State . . . . .1997  
 Brown, Ivory Lee (RB), Arkansas-Pine Bluff . . . . .1991-92  
 Brown, Theotis (RB), UCLA . . . . .1979-81  
 Burch, John (RB), Tennessee-Martin . . . . .1989  
 Cahill, Ron (B), Holy Cross . . . . .1943  
 Cheatham, Lloyd (DB), Auburn (also wore #66) . . . . .1946  
 Crenshaw, Willis (FB), Kansas State . . . . .1964-69  
 Evans, Earl (T), Harvard . . . . .1925  
 Glick, Frederick (DB), Colorado A&M . . . . .1960-61  
 Gray, Tim (DB), Texas A&M . . . . .1975  
 Green, Justin (FB), Montana . . . . .2009  
 Griffith, Homer (B), Southern California (also wore #28) . . . . .1934  
 Jackson, Roland (FB/LB), Rice . . . . .1962  
 Knolia, John (B), Creighton . . . . .1942-45  
 Lee, Monte (LB), Texas . . . . .1961  
 Lind, Al (C), Northwestern . . . . .1936  
 Matson, Otis (RB), San Francisco . . . . .1952-58  
 McAdoo, Brandon (RB), Baylor . . . . .1987-88  
 McCullough, Hugh (B), Oklahoma . . . . .1940-41  
 McDonald, Brandon (B), Memphis . . . . .2010  
 Morrow, Harold (FB), Auburn . . . . .2005  
 Olaszewski, Johnny (B), California (also wore #36) . . . . .1953-57  
 Oloniewski, Steve (DT), Washington (also wore #36) . . . . .1976  
 Pappio, Joe (B), Haskell . . . . .1930  
 Powell, William (RB), Kansas State . . . . .2012  
 Russell, Doug (B), Kansas State (also wore #12, 32) . . . . .1934-39  
 Scobey, Joe (RB), Kansas State . . . . .2002-04  
 Semes, Bernie (B), Duquesne . . . . .1944  
 Walker, Quentin (RB), Virginia . . . . .1984-85  
 Williams, Kewynn (RB), Utah State . . . . .2014-17  
 Willingham, Larry (DB), Auburn . . . . .1971-72, 76  
 Yablonski, Ventan (B), Columbia . . . . .1948-51

**34**

Clark, Jessie (RB), Arkansas . . . . .1988-89  
 Glassgow, Willis (B), Iowa . . . . .1931  
 Griffith, Robert (FS), San Diego State . . . . .2005-06  
 Harder, Pat (B), Wisconsin . . . . .1946-50  
 Heater, Don (RB), Montana Tech . . . . .1972  
 Hickman, Larry (B), Baylor . . . . .1959  
 Hightower, Tim (RB), Richmond . . . . .2008-10  
 Hoage, Terry (S), Georgia . . . . .1994-96  
 Hunter, Monty (DB), Salem College . . . . .1994-96  
 Jackson, Dexter (FS), Florida State . . . . .2003-04  
 Jones, Steve (RB), Duke . . . . .1974-78  
 Joe, Bhawoh (S), Penn State . . . . .2007  
 Koman, William (LB), North Carolina . . . . .1959-67  
 Makovicka, Joel (FB), Nebraska . . . . .1999-02  
 Miller, Harlan (CB/S), St. Louisiana . . . . .2016-17  
 Mumford, Tony (RB), Penn State . . . . .1985  
 Panelli, John (FB/LB), Notre Dame . . . . .1951-53  
 Parmelee, Jalen (RB), Toledo . . . . .2014  
 Rooney, Cobb (E), None . . . . .1929-30  
 Rosema, Rocky (LB), Michigan . . . . .1968-71  
 Thompson, Anthony (RB), Indiana . . . . .1990-92  
 Tipton, Howard (B), Southern California (also wore #27) . . . . .1933-37  
 Williams, Ryan (RB), Virginia Tech . . . . .2011-13

**35**

Arenas, Javier (CB), Alabama . . . . .2013  
 Brooks, Carlel (CB), Adams State . . . . .2005  
 Burkett, Jeff (E), Louisiana State (also wore #88, 89) . . . . .1947  
 Carter, Dyrshod (CB), Kansas State (also wore #22 and #38) . . . . .2004  
 Celestin, Oliver (SS), Texas Southern . . . . .2007  
 Childress, Joe (RB), Auburn . . . . .1960, 62-65  
 Duggins, George (E), Purdue (also wore #43) . . . . .1934  
 Evans, Dick (E), Iowa (also wore #28) . . . . .1940-43  
 Griffin, Jeff (CB), Utah . . . . .1981-85  
 Kocheil, Mike (G), Fordham . . . . .1939  
 Kreider, Dan (FB), New Hampshire . . . . .2009  
 Maple, Howard (B), Oregon State . . . . .1930  
 Masters, Walt (RB), Pennsylvania (also wore #40) . . . . .1943-44  
 Mimbs, Robert (RB), Kansas . . . . .1998  
 Otis, Jim (RB), Ohio State . . . . .1973-78  
 Pless, Eljahaa (RB), Idaho . . . . .2017  
 Penning, Eddie (S), Oregon . . . . .1939  
 Rogers, Glynn (G), Texas Christian . . . . .2018  
 Shazar, Ernest (S), Michigan . . . . .2005  
 Sherman, Anthony (FB), Connecticut . . . . .2011-12  
 Smith, Dennis (TE), Utah . . . . .1991  
 Stegert, Larry (RB), Texas A&M . . . . .1971  
 White, Arthur (G), Alabama . . . . .1940-41  
 Williams, Aeneas (CB), Southern . . . . .1991-00

**36**

Baker, Budda (S), Washington (also wore #32) . . . . .2017-  
 Balasz, Frank (B), Iowa (also wore #44) . . . . .1941, 45  
 Barrett, David (CB), Arkansas . . . . .2000-03  
 Buccannon, Deone (S), Washington State (also wore #20) . . . . .2014-18  
 Bukant, Joe (B), Washington (Mo.) . . . . .1942-43  
 Butler, Jim (RB), Edward Waters (Fla.) . . . . .1972  
 Christopheron, Ryan (FB), Wyoming . . . . .1996  
 Ferri, Diamond (RB), Syracuse . . . . .2006  
 Harrington, Perry (RB), Jackson State . . . . .1984-85  
 Lane, MacArthur (R), Utah State . . . . .1968-71  
 Mestnick, Frank (RB), Marquette . . . . .1960-61  
 Oloniewski, Steve (DT), Washington (also wore #33) . . . . .1976  
 Olczewski, Johnny (B), California . . . . .1953-57  
 Pasquariello, Ralph (B), Villanova . . . . .1951-52  
 Phillips, Rod (RB), Jackson State . . . . .1979-80  
 Reeves, Ken (S), Norfolk State . . . . .1974-77  
 Ribble, Loran (G), Hardin-Simmons . . . . .1933  
 Sikahema, Val (RB/KR), Brigham Young . . . . .1986-90  
 Sloan, Dwight (DB), Arkansas . . . . .1938  
 Stephens-Hawling, LaOrd (RB), Pittsburgh . . . . .2009-12  
 Swearingin, D.J. (S), South Carolina . . . . .2015-16, 18-  
 Szoat, Walt (T), Bucknell . . . . .1946-48  
 Thornton, Bill (RB), Nebraska . . . . .1963-65, 67  
 Vesser, John (E), Idaho (also wore #10, 28) . . . . .1927, 30-31  
 Withrow, Cal (C), Kentucky . . . . .1974

**37**

Allen, Jeff (DB), Iowa State . . . . .1971  
 Bell, Yereemiah (S), Eastern Kentucky . . . . .2013  
 Brown, Harold (LB), Tulsa . . . . .1956  
 Centers, Larry (RB), Stephen F. Austin . . . . .1990-98  
 Considine, Sean (S), Iowa . . . . .2011  
 Cowan, Larry (RB), New Jersey State . . . . .1987  
 Dixon, Brian (CB), NW Missouri State . . . . .2016  
 Fischer, Pat (DB), Nebraska . . . . .1961-67  
 Foster, D.J. (RB), Arizona State . . . . .2017  
 Geri, Joe (B), Georgia . . . . .1952  
 Goodman, Don (RB), Cincinnati (also wore #40) . . . . .1987  
 Greene, Ken (DB), Washington State . . . . .1978-82  
 Guidry, Kevin (CB), Louisiana State . . . . .1989  
 Jones, Tony (DB), Syracuse (also wore #26) . . . . .1995  
 King, Emmett (B), None . . . . .1954  
 Lach, Steve (B), Duke . . . . .1942  
 Mayes, Adrian (SS), Louisiana State . . . . .2004-05  
 Milligan, Hanik (SS), Houston . . . . .2006  
 Moore, Ricky (FB), Alabama . . . . .1988  
 Owens, Mark (WR), San Diego State . . . . .1973  
 Paul, Don (DB/HB), Washington State (also wore #22) . . . . .1950-53  
 Philpott, Dean (B), Fresno State . . . . .1958  
 Rose, Gene (DB), Wisconsin (also wore #38) . . . . .1929-30  
 Schwall, Vic (B), Northwestern (also wore #89) . . . . .1947-50  
 Self, Clarence (B), Wisconsin . . . . .1949  
 Spinks, Jack (G), Alcorn A&M . . . . .1953  
 Stewart, Vaughn (C), Alabama . . . . .1943  
 Wilson, Mike (DB), Western Illinois . . . . .1969  
 Woodeshick, Tom (RB), West Virginia . . . . .1972

**38**

Amerson, David (CB), North Carolina State . . . . .2018  
 Burns, Leon (RB), California State-Long Beach . . . . .1972  
 Carter, Dyrshod (CB), Kansas State (also wore #22 and #35) . . . . .2004  
 Crass, Bill (B), Louisiana State . . . . .1937  
 Dunstan, Elwyn (T), Portland . . . . .1938-39  
 Ellington, Andre (RB), Clemson . . . . .2013-17  
 Harris, Kenny (RB), North Carolina State . . . . .1997  
 Nelson, Lee (S), Florida State . . . . .1976-86  
 Rose, Gene (DB), Wisconsin (also wore #37) . . . . .1929-32  
 Sabados, Andy (G), Citadel . . . . .1939-40  
 Scales, Hurler (DB), North Texas State . . . . .1974  
 Shook, Fred (C), Texas Christian . . . . .1947  
 Triplett, Bill (RB), Miami (Ohio) . . . . .1962-63, 65-66  
 Zordich, Michael (S), Penn State . . . . .1989-93

**39**

Belden, Charles (B), St. Mary's (Calif.) (also wore #25) . . . . .1929-31  
 Bronson, John (TE/FB), Penn State (also wore #85) . . . . .2005-06  
 Bouka, Elie (CB), Calgary . . . . .2016  
 Curcilio, Tony (B), Ohio State . . . . .1953  
 DeConevart, Bill (B), Northwestern . . . . .1947-48  
 Drulis, Al (B), Temple . . . . .1945-46  
 Edwards, Cid (RB), Tennessee State . . . . .1968-71  
 Harrell, Willard (RB), Pacific . . . . .1978-84  
 Henesey, Brian (RB), Bucknell . . . . .1994  
 Hughes, Robert (RB), Notre Dame . . . . .2014  
 Johnson, Johnny (RB), San Jose State . . . . .1990-92  
 McKinley, Dennis (FB), Mississippi State . . . . .1999-2002  
 Nichols, Deatrick (CB), South Florida (also wore #28) . . . . .2018  
 Perko, John (G), Minnesota . . . . .1944

Richardson, C.J. (DB), Miami (Fla.) . . . . .1995  
 Sanders, James (S), Fresno State . . . . .2012  
 Sargent, Broderick (RB), Baylor . . . . .1986-87

**40 (Retired)**

Adams, Michael (CB), Arkansas State . . . . .1989  
 Bredde, Bill (DB), Oklahoma A&M . . . . .1954  
 Conrad, Bobby Joe (FL), Texas A&M . . . . .1960-68  
 Crow, Lindon (DB), Southern California . . . . .1955-57  
 Fisher, Ev (B), Santa Clara (also wore #10) . . . . .1938-39  
 Gay, Bill (B), Notre Dame . . . . .1951-52  
 Goodman, Don (RB), Cincinnati (also wore #37) . . . . .1987  
 Greene, Doug (DB), Texas A&I . . . . .1978  
 Love, Randy (RB), Houston . . . . .1979-85  
 Massey, Robert (DB), North Carolina Central . . . . .1991-93  
 Masters, Walt (DB), Pennsylvania (also wore #35) . . . . .1943-44  
 Moore, Derrick (RB), Northeastern State (Okla.) . . . . .1996-97  
 Moyhinan, Tim (C), Notre Dame (also wore #11) . . . . .1932-33  
 Norman, Bob (C), None . . . . .1945  
 Popovich, John (B), St. Vincent . . . . .1944  
 Rankin, Walt (B), Texas Tech (also wore #28, 42, 63) . . . . .1941, 43, 45-47  
 Sarringhaus, Paul (B), Ohio State . . . . .1946  
 Smith, Bill (E), Washington . . . . .1934-39  
 Tillman, Pat (SS), Arizona State (honored with number retirement) . . . . .1998-2001  
 Triplett, Wally (B), Penn State . . . . .1952-53  
 Washington, Eric (DB), Texas-El Paso . . . . .1972-73  
 Yarr, Tom (C), Notre Dame . . . . .1933

**41**

Abdullah, Hamza (S), Washington State (also wore #21, 23) . . . . .2009-11  
 Bedford, Vance (CB), Texas . . . . .1982  
 Bethea, Antoine (S), Howard . . . . .2017-18  
 Bova, Tony (E), St. Francis . . . . .1944  
 Carter, Carl (CB), Texas Tech . . . . .1986-89  
 Carter, Willie (B), Tennessee State . . . . .1953  
 Cooper, Marcus (CB), Rutgers . . . . .2016  
 Curry, Clarence (CB), Villanova . . . . .2004  
 Daanen, Jerry (WR), Miami (Fla.) (also wore #31) . . . . .1968-70  
 Duwell, Bill (E), Southern Methodist (also wore #7) . . . . .1940-41, 45-49  
 Duren, Clarence (S), California . . . . .1973-76  
 Ghesnerich, Vernon (G), Auburn . . . . .1943  
 Hill, James (DB), San Houston State . . . . .1960-64  
 Lucas, Justin (DB), Abilene Christian . . . . .1999-2003  
 Murphy, Tom (B), Arkansas . . . . .1934  
 Polsoft, Fran (E), Washington State . . . . .1950-52  
 Provost, Ted (DB), Ohio State . . . . .1971  
 Rogge, George (E), Iowa . . . . .1931-33  
 Sarboe, Phil (RB), Washington State . . . . .1934-36  
 Shenefelt, Paul (T), Manchester . . . . .1934-35  
 Thomas, Jim (G), Oklahoma . . . . .1939-40  
 Wheeler, Ernie (B), North Dakota State . . . . .1939, 42  
 Whitley, Eddie (CB), Virginia Tech . . . . .2014  
 Wright, Nate (DB), San Diego State . . . . .1969-70

**42**

Booty, John (DB), Texas Christian . . . . .1993  
 Detwiler, Chuck (S), Utah State . . . . .1973  
 Dove, Bob (E), Notre Dame . . . . .1948-53  
 Duggan, Gil (T), Oklahoma (also wore #60, 64) . . . . .1942-43, 45  
 Goldberg, Marshall "Biggie" (B/DB), Pittsburgh . . . . .1939-40, 46-48 (also wore #73, 99)  
 Goodwin, C.J. (CB), California (PA) . . . . .2017  
 Hodgins, James (FB), San Jose State . . . . .2003-05  
 Hoyt, Terrence (FS), North Carolina State . . . . .2007  
 Horstmann, Roy (B), Purdue (also wore #21) . . . . .1934  
 Ily, Frank (Pop) (E), Oklahoma (also wore #7, 51) . . . . .1940-42, 45-47  
 Jones, Javaris (RB), Miami (Fla.) . . . . .2012  
 Johnson, Bobby (DB), Texas . . . . .1985-86  
 Laffiter, Kwamie (DB), Kansas . . . . .1995-02  
 Loston, Steve (DB), Texas A&M (also wore #28) . . . . .1991-93  
 Preston, John (SS), Central State (Okla.) . . . . .1987  
 Rankin, Walt (B), Texas Tech (also wore #28, 40, 43) . . . . .1941, 43, 45-47  
 Sanders, Lonnie (DB), Michigan State . . . . .1968-69  
 Thompson, Norm (DB), Utah (also wore #43) . . . . .1971-76  
 Wicks, Bob (WR), Utah State . . . . .1972  
 Williams, Herb (DB), Southern . . . . .1981-82  
 Williams, Jake (T), Texas Christian (also wore #42) . . . . .1929-33  
 Wilson, Bill (E), Gonzaga . . . . .1935-37  
 Woodson, Abe (DB), Illinois . . . . .1965-66

**43**

Anderson, Steve (WR), Grambling State (also wore #82) . . . . .1995-96  
 Bayless, Martin (DB), Bowling Green . . . . .1984  
 Busler, Ray (T), Marquette (also wore #97) . . . . .1940-41, 45  
 Carpenter, Steve (DB), Western Illinois . . . . .1981  
 Darby, Matt (S), UCLA . . . . .1996-97  
 Duggins, George (E), Purdue (also wore #35) . . . . .1934  
 Jenkins, Mike (CB), South Florida . . . . .2016





Kassel, Charles (E), Illinois (also wore #12) . . . 1929-33  
 Montgomery, Bill (B), Louisiana State . . . 1946  
 Nichelini, Al (B), St. Mary's (Calif.) . . . 1935-36  
 Plummer, Tom (DB), Pacific . . . 1970  
 Reddick, Haason (LB), Temple . . . 2017  
 Robnett, Marshall (G), Texas A&M (also wore #21) . . . 1943, '45  
 Sauls, Mark (DB), Southwest Texas State . . . 1968-69  
 Thompson, Norm (DB), Utah (also wore #42) . . . 1971-76  
 Young, Lonnie (FS), Michigan State . . . 1985-90

## 44

Anderson, Donny (RB), Texas Tech . . . 1972-74  
 Baker, Tom (DB), East Carolina . . . 1989  
 Balasz, Frank (B), Iowa (also wore #36) . . . 1941, '45  
 Barry, Paul (B), Tulsa . . . 1954  
 Baxter, Jarrod (FB), New Mexico . . . 2005  
 Bradley, Hal (E), Elon . . . 1938-39  
 Brim, Michael (CB), Virginia Union . . . 1988  
 Christman, Paul (DB), Missouri (also wore #15) . . . 1945-49  
 Collier, Tim (CB), East Texas State . . . 1980-81  
 Crow, John David (RB), Texas A&M . . . 1958-64  
 Franklin, George (WR), Texas A&I . . . 1977-78  
 Gasparella, Joe (B), Notre Dame . . . 1951  
 Gilliam, John (WR), South Carolina State . . . 1969-71  
 Golden, Markus (LB), Missouri . . . 2015-18  
 Graham, Al (G), None . . . 1932-33  
 Johnson, D.J. (DB), Kentucky . . . 1996  
 Karras, John (B), Illinois . . . 1952  
 Longo, Tom (DB), Notre Dame . . . 1971  
 Mann, Dave (B), Oregon State . . . 1955-57  
 McCleskey, J.J. (DB), Tennessee . . . 1996-00  
 McDonnell, Mickey (B), None (also wore #29) . . . 1925-30  
 Nevers, Ernie (B), Stanford (also wore #11) . . . 1929-31  
 Samuels, Terry (TE), Kentucky (also wore #89) . . . 1994-95  
 Schable, A.J. (FB), South Dakota (also wore #96) . . . 2006  
 Smith, Wayne (CB), Purdue . . . 1982-86  
 Stone, Michael (CB), Memphis . . . 2001-04  
 Swistowski, Mike (B), Notre Dame . . . 1950  
 Volok, Bill (G), Tulsa . . . 1934-39  
 Woolsey, Rolly (DB), Boise State . . . 1978

## 45

Aldridge, Melvin (S), Murray State . . . 1995  
 Booth, Clarence (T), Southern Methodist . . . 1943  
 Byrnes, Josh (LB), Auburn (also wore #57) . . . 2017-18  
 Carr, Lydell (FB), Oklahoma . . . 1989  
 Deskin, Versil (E), Drake (also wore #32) . . . 1935-39  
 Driskill, Joseph (DB), Northeast Louisiana . . . 1960-61  
 Durko, John (E), Albright . . . 1945  
 Fuller, Larry (B), None . . . 1945  
 Hanson, Homer (G), Kansas State . . . 1935-36  
 Hartfield, Trevon (BS), SW Oklahoma State . . . 2016  
 Hill, Renaldo (CB), Michigan State (also wore #21) . . . 2001-04  
 Hoey, George (DB), Michigan . . . 1971  
 Kichefski, Walt (E), Miami (Fla.) . . . 1994  
 Maui'a, Reagan (FB), Hawaii . . . 2010-12  
 McNally, Frank (C), St. Mary's (Calif.) . . . 1931-34  
 Person, Brandon (S), Tiffin . . . 2015  
 Schwenk, Wilson (B), Washington (Mo.) . . . 1942  
 Silvestri, Carl (DB), Wisconsin . . . 1965  
 Smith, Cedric (FB), Florida . . . 1996-98  
 Smith, Leonard (DB), McNeese State . . . 1983-88  
 Smith, Perry (DB), Colorado State . . . 1977-79  
 Smith, Terrell (FB), Arizona State . . . 2007-08  
 Tolbert, Jim (S), Lincoln (Mo.) . . . 1973-75  
 Ucovitch, Mitch (T), San Jose State . . . 1945  
 Williams, Bobby (DB), Central State (Okla.) . . . 1966-67

## 46

Alexander, Brent (DB), Tennessee State . . . 1994-97  
 Babarsky, Al (T), Fordham (also wore #18, 24) 1938-39, '41-42  
 Bessilieu, Don (S), Georgia Tech . . . 1982  
 Brewer, Aaron (LS), San Diego State . . . 2016  
 Castille, Tim (FB), Alabama . . . 2007-08  
 Dugan, Len (G), Wichita (also wore #27, 48) . . . 1937-39  
 Eckl, Bob (T), Wisconsin (also wore #25) . . . 1945-49  
 Handler, Phil (G), Texas Christian (also wore #26, 46) . . . 1930-36  
 Heffin, Victor (DB), Delaware State . . . 1983  
 Johnson, Charles (DB), Grambling . . . 1981  
 Johnson, Paris (DB), Miami (Ohio) . . . 1999  
 Lee, Jeff (WR), Nebraska . . . 1980  
 Marotti, Lou (G), Toledo (also wore #64, 77) . . . 1943-45  
 McDonald, Tim (SS), Southern California . . . 1987-92  
 Mikulak, Mike (B), Oregon (also wore #48) . . . 1934-36  
 Pearson, Bert (C), Kansas State . . . 1935-36  
 Reno, Joshua (FB), Duquesne . . . 2003-04  
 Seno, Frank (B), George Washington (also wore #54) . . . 1945-46  
 Severson, Jeff (CB), Long Beach State . . . 1976-77  
 Smith, Alfonso (RB), Kentucky (also wore #29) . . . 2010-13

Spencer, Maurice (DB), North Carolina Central . . . 1974  
 Wright, Charles (CB), Tulsa . . . 1987

## 47

Bausch, Jim (B), Kansas . . . 1933  
 Campana, Al (B), Youngstown State . . . 1953  
 Conley, Steve (LB), Kansas . . . 1972  
 Cuppoletti, Bree (G), Oregon . . . 1934-38  
 Douds, Forrest (T), Washington & Jefferson . . . 1932  
 Francisco, Aaron (S), Brigham Young . . . 2005-08  
 Gordon, Bob (B), Tennessee . . . 1958  
 Hambrick, Troy (RB), Savannah State . . . 2004  
 Hogue, Murrell (T), Centenary . . . 1992  
 Kinek, George (B), Tulane . . . 1954  
 Lee, Bobby (E), Minnesota . . . 1968  
 Mack, Cedric (DB), Baylor . . . 1983-90  
 Morgan, Don (DB), Nevada . . . 2002  
 Nesbitt, Dick (B), Drake (also wore #28) . . . 1933  
 Parker, Joe (E), Texas (also wore #81) . . . 1946-47  
 Papa, Eli (B), Illinois . . . 1952  
 Riddick, Shaq (LB), West Virginia . . . 2015  
 Slater, Fred (T), Iowa (also wore #14, 91) . . . 1926-31  
 Turner, Zeke (LB), Washington . . . 2018  
 Younger, Jordan (DB), Connecticut . . . 2000

## 48

Aldrich, Ki (C), Texas Christian . . . 1939-40, '43  
 Atkins, Robert (DB), Grambling . . . 1968-69  
 Baynham, Craig (RB), Georgia Tech . . . 1972  
 Bergerson, Gil (T), Oregon State . . . 1933  
 Davis, Dexter (DB), Clemson (also wore #21) . . . 1991-93  
 Dugan, Len (G), Wichita (also wore #27, 46) . . . 1937-39  
 Fiske, Max (B), DePaul . . . 1937  
 Giordano, Dan (LB), Cincinnati . . . 1943  
 Hayes, Jarvis (TE), North Alabama (also wore #89) . . . 1996-98  
 Henry, Steve (DB), Emporia State . . . 1979-80  
 Hill, Bronson (RB), Eastern Michigan . . . 2017  
 Hill, Irv (B), Trinity (Tex.) . . . 1931-32  
 Hoel, Nathan (LS), Illinois . . . 2001-08  
 Hoel, Bob (G), Pittsburgh . . . 1937-38  
 Johnson, Jerome (FB), Nevada . . . 2010  
 McBride, Oscar (TE), Notre Dame (also wore #87) . . . 1995-96  
 Mikulak, Mike (B), Oregon (also wore #46) . . . 1934-36  
 Morrow, Bob (G), Illinois Wesleyan . . . 1941-43  
 Phillips, Reggie (CB), Southern Methodist . . . 1988  
 Poole, Jim (E), Mississippi . . . 1944  
 Schultz, Eberle (G), Oregon State . . . 1944  
 Schwartz, Don (DB), Washington State . . . 1981  
 Strausbaugh, Jim (B), Ohio State . . . 1946  
 Washington, Lionel (DB), Tulane . . . 1983-86

## 49

Barni, Roy (B), San Francisco . . . 1952-53  
 Bernardi, Frank (B), Colorado . . . 1955-57  
 Burson, Jim (DB), Auburn . . . 1963-67  
 Diamond, Lorenzo (TE), Auburn . . . 2003-04  
 Drescher, Justin (LS), Colorado . . . 2017  
 Eikenberg, Charles (DB), Rice . . . 1948  
 Fann, Chad (TE), Florida A&M (also wore #86) . . . 1993-95  
 Hackbart, Dale (DB), Wisconsin . . . 1971-72  
 Hart, Lawrence (TE), Southern . . . 2001  
 Huffman, Frank (G), Marshall . . . 1939-41  
 Isaacson, Ted (T), Washington . . . 1934-35  
 Johnson, Rashad (S), Alabama (also wore #26) . . . 2009-15  
 Kiesling, Walt (G), St. Thomas (Minn.) (also wore #18, 19) . . . 1929-33  
 Lasker, Greg (FS), Arkansas . . . 1988  
 Maddock, Bob (G), Notre Dame (also wore #68) . . . 1942-46  
 Nago, Niki (LB), Hawaii (also wore #57) . . . 1984-88  
 Reynolds, Bill (B), Mississippi . . . 1945  
 Robinson, Edmond (LB), Newberry . . . 2017  
 Robinson, Jack (T), Northeast Missouri State . . . 1936-37  
 Spence, Julian (B), Sam Houston State . . . 1956  
 Thurbon, Bob (B), Pittsburgh . . . 1944  
 Tinsley, Gaynell (E), Louisiana State (also wore #11, 31) . . . 1937-38, '40  
 Wagemann, Zack (LB), Montana . . . 2015  
 Wagstaff, Jim (B), Idaho State . . . 1959  
 West, William (DB), Oregon . . . 1960-61

## 50

Alford, Mike (C), Auburn . . . 1965  
 Beauchamp, Al (LB), Southern . . . 1976  
 Brown, Cody (LB), Connecticut (also wore #52) . . . 2009  
 Boyette, Garland (LB), Grambling State . . . 1962-63  
 Cantor, Leo (B), UCLA (also wore #82) . . . 1945  
 Coomer, Joe (T), Stephen F. Austin . . . 1947-49  
 Field, Doak (LB), Baylor . . . 1982  
 Foote, Larry (LB), Michigan . . . 2014  
 Gillis, Don (C), Rice . . . 1958-61  
 Harris, Bob (LB), Auburn . . . 1983-85

Hartle, Greg (LB), Newberry (S.C.) . . . 1974-76  
 Jarostchuk, Illia (LB), New Hampshire . . . 1987-88, '89  
 Jennings, John (T), Ohio State (also wore #70) . . . 1950-57  
 Johnson, Al (C), Wisconsin . . . 2007-08  
 Maeda, Chet (B), Colorado A&M . . . 1946  
 Martin, Gabe (LB), Bowling Green . . . 2015-17  
 McCombs, Tony (LB), Eastern Kentucky . . . 1997-98  
 Cuppoletti, Jeff (LB), Arizona State . . . 1980  
 Merritt, David (LB), North Carolina State . . . 1993-95  
 Moch, Dontay (LB), Nevada . . . 2013  
 Mulligan, Wayne (C), Clemson . . . 1969-73  
 Nunn, Freddie Joe (DE), Mississippi (also wore #58, 78) . . . 1985-93  
 Puki, Craig (LB), Tennessee . . . 1982  
 Putman, Earl (C), Arizona State . . . 1957  
 Robinson, Jerry (LB), Texas A&M . . . 1990  
 Schofield, O'Brien (LB), Wisconsin . . . 2010-12  
 Simmons, John (C), Detroit . . . 1951-56  
 Starkey, Jason (C), Marshall . . . 2000-03  
 Towns, Lester (LB), Washington . . . 2005  
 Watt, Walt (B), Miami (Fla.) . . . 1945  
 Wukitis, Al (C), Duquesne . . . 1944

## 51

Allerman, Kurt (LB), Penn State . . . 1977-80, '82-84  
 Bates, Theodore (LB), Oregon State (also wore #81) . . . 1960-62  
 Blackstock, Darryl (LB), Virginia (also wore #55) . . . 2005-07  
 Branahan, Tom (C), Oklahoma . . . 1973-81  
 Burton, Ron (LB), North Carolina . . . 1989  
 Chilton, Gene (C), Texas (also wore #58) . . . 1986-87  
 Christenson, Marty (B), Minnesota . . . 1940  
 Cobbins, Lyron (LB), Notre Dame . . . 1997  
 Daring, James (LB), Washington State . . . 2003-06  
 Eegers, Doug (LB), South Dakota State . . . 1958  
 Faulk, Trev (LB), Louisiana State (also wore #54) . . . 2002-03  
 Gill, Randy (LB), Penn State . . . 1978  
 Hodges, Gerald (LB), Penn State . . . 2018  
 Hunley, Ricky (LB), Arizona . . . 1998  
 Ivy, Frank (P), Oklahoma (also wore #7, 42) . . . 1940-42, '45-47  
 Jones, Greg (LB), Colorado (also wore #59) . . . 2002  
 Kaspepek, Dick (C), Iowa State . . . 1966-68  
 Leonon, Paris (LB), Richmond . . . 2010-12  
 Lewis, Bill (C), Nebraska . . . 1990-92  
 Liebel, Frank (E), Norwich . . . 1948  
 Mertes, Bernard (B), Iowa . . . 1945  
 Miller, Kevin (LB), Louisiana State . . . 2013-16  
 Monaco, Rob (C), Vanderbilt . . . 1985  
 Olerich, Dave (LB), San Francisco . . . 1969-70  
 Radecki, Keith (C), Penn State . . . 1987  
 Rucinski, Ed (E), Indiana (also wore #19) . . . 1943-46  
 Ruether, Mike (C), Texas . . . 1986-87  
 Rutledge, Johnny (LB), Florida (also wore #58) . . . 1999-02  
 Sanford, Leo (C), Louisiana Tech (also wore #73) . . . 1951-57  
 Shanks, Simon (LB), Coahoma J.C. (Miss.) . . . 1995  
 Tofigafo, Pago (LB), Idaho State . . . 2008-09  
 Wham, Tom (E), Furman . . . 1949-51  
 White, Ray (LB), Syracuse (also wore #55) . . . 1975-76

## 52

Baker, Charles (LB), New Mexico . . . 1980-87  
 Beisel, Monty (LB), Kansas State (also wore #50) . . . 2006-08, '09  
 Bishop, Desmond (LB), California . . . 2014  
 Bradley, Stewart (LB), Nebraska (also wore #55) . . . 2011-12  
 Brinkley, Jasper (LB), South Carolina . . . 2013  
 Butler, Victor (LB), Oregon State . . . 2014  
 Caldwell, Mike (LB), Middle Tennessee State . . . 1997  
 Clancy, Sean (LB), Amherst . . . 1979-80  
 Cole, Mason (C), Michigan (also wore #54) . . . 2018  
 Demens, Kenny (LB), Michigan (also wore #54) . . . 2013-15  
 Fisher, Levar (LB), North Carolina State . . . 2002-04  
 Gooden, Zaviar (LB), Missouri . . . 2016  
 Kirk, Randy (LB), San Diego State (also wore #57) . . . 1989, '94-95  
 Kyes, Wesley (LB), Mississippi State . . . 1995-96  
 LeVeck, Jack (LB), Ohio . . . 1973-74  
 Loris, Lamar (LB), Louisiana State . . . 2016  
 McDonald, Mike (LB), Catwaba . . . 1976  
 McGraw, Mike (LB), Wyoming . . . 1976  
 Mitchell, Lance (LB), Oklahoma . . . 2005  
 Obiozor, Cyril (LB), Texas A&M . . . 2010  
 O'Brien, Dave (G), Boston College . . . 1966-67  
 Ogile, Rick (LB), Colorado . . . 1971  
 Rushing, Marion (LB), Southern Illinois . . . 1959, '62-65  
 Small, Jessie (LB), Eastern Kentucky . . . 1992  
 Walz, Zack (LB), Dartmouth . . . 1998-2001  
 Washington, Chris (LB), Iowa State . . . 1990  
 Wright, Willie (TE/H-B), Wyoming (also wore #80) . . . 1992

## 53

Cain, Jim (E), Alabama . . . 1949  
 Campbell, Bill (G), Oklahoma (also wore #21) . . . 1945-49

Davis, Wayne (LB), Alabama . . . . .	1987-88
Faust, George (B), Minnesota . . . . .	1939
Fritsch, Ernest (C), Detroit . . . . .	1960
Haggans, Clark (LB), Colorado State . . . . .	2008-11
Jankovich, Keever (E), Pacific (also wore #81) . . . . .	1953
Jax, Garth (LB), Florida State . . . . .	1989-95
Keiser, Thomas (LB), Stanford . . . . .	2014
Keys, Isaac (LB), Morehouse . . . . .	2004-06
Klimek, Tony (E), Illinois (also wore #61) . . . . .	1951-52
Maddox, Mark (LB), Northern Michigan . . . . .	1998-00
Magulick, George (B), St. Francis . . . . .	1944
Nelis, Steve (LB), Minnesota . . . . .	1974-80
Rivers, Jamie (LB), Bowling Green . . . . .	1968-73
Shaffer, Craig (LB), Indiana State . . . . .	1982-84
Shaffer, Craig (LB), Indiana State . . . . .	1982-84
Shipley, A.Q. (C), Penn State . . . . .	2015-
Tubbs, Jerry (LB), Oklahoma . . . . .	1957-58
Young, Michael (LB), Illinois . . . . .	2001-03

## 54

Albright, Bryson (LB), Miami (OH) . . . . .	2017
Banks, Tom (C), Auburn . . . . .	1971-80
Barton, Joplo (LB), Texas State . . . . .	2016
Braxton, David (LB), Wake Forest . . . . .	1990-93
Coppage, Al (E), Oklahoma . . . . .	1940-42
Currian, Don (E), Boston College (also wore #18) . . . . .	1943
Demens, Kenny (LB), Michigan (also wore #52) . . . . .	2013-15
Dora, Vontarius (LB), Louisiana Tech . . . . .	2018-
Faulk, Trev (LB), Louisiana State (also wore #51) . . . . .	2002
Freene, Dwight (LB), Syracuse . . . . .	2002
Graham, Aaron (C), Nebraska . . . . .	1996-99
Groves, Quentin (LB), Auburn . . . . .	2012
Hardy, Darryl (LB), Tennessee . . . . .	1994-95
Hayes, Gerald (LB), Pittsburgh . . . . .	2003-10
Junior, E.J. (LB), Alabama . . . . .	1981-88
McKenzie, Reggie (LB), Tennessee . . . . .	1989
Moore, Sio (LB), Connecticut . . . . .	2016
Pierce, Don (C), Kansas . . . . .	1943
Sanyika, Sékou (LB), California . . . . .	2000-01
Seno, Frank (B), George Washington (also wore #46) . . . . .	1945-46
Wheeler, Ted (G), West Texas State . . . . .	1967-68

## 55

Abraham, John (LB), South Carolina . . . . .	2013-14
Bagdon, Ed (G), Michigan State . . . . .	1950-51
Bell, Anthony (LB), Michigan State . . . . .	1986-90
Blackstock, Darryl (LB), Virginia (also wore #51) . . . . .	2005-07
Bradley, Dave (G), Penn State . . . . .	1972
Bradley, Stewart (LB), Nebraska (also wore #52) . . . . .	2011-12
Colhouer, Jake (G), Oklahoma A&M . . . . .	1946-48
Davis, Billy (DB), Clemson . . . . .	1984
Elizey, Charles (C), Southern Mississippi . . . . .	1960-61
Goode, Ivy (G/C), Kentucky . . . . .	1962-71
Griffin, Bob (C/G), Arkansas . . . . .	1961
Jones, Chandler (LB), Syracuse . . . . .	2016-
Jones, Jock (LB), Virginia Tech . . . . .	1991-93
Koegel, Warren (G), Penn State . . . . .	1973
LaBoy, Travis (LB), Hawaii . . . . .	2008
Marshall, Wilber (LB), Florida . . . . .	1994
McDonald, Devon (LB), Notre Dame . . . . .	1996
Otobi, Chucky (C) Purdue . . . . .	2007
Oliver, Vince (QB), Indiana . . . . .	1945
Porter, Joe (B), Colorado State . . . . .	2010-11
Robbins, John (B), Arkansas . . . . .	1938-39
Sapp, Patrick (LB), Clemson . . . . .	1998-99
Stradlin, Danny (LB), Tennessee . . . . .	1985
Thompson, Ray (LB), Tennessee . . . . .	2000-04
Walker, Reggie (LB), Kansas State (also wore #56) . . . . .	2004-09
West, Stan (G), Oklahoma . . . . .	1956-57
Weatherspoon, Sean (LB), Missouri . . . . .	2015
Whitaker, Bill (DB), Missouri . . . . .	1983-84
White, Ray (LB), Syracuse (also wore #51) . . . . .	1975-76
Williams, Eric (LB), Southern California . . . . .	1977-82

## 56

Bradley, Melvin (LB), Arkansas . . . . .	1999
Carson, Glenn (LB), Penn State . . . . .	2014
Dansby, Carlos (LB), Auburn (also wore #58) . . . . .	2004-09, '13, '17
DiBernardo, Rick (LB), Notre Dame . . . . .	1986
Harvey, Ken (LB), California . . . . .	1988-93
Healy, Chip (LB), Vanderbilt . . . . .	1969-70
Irving, Terry (LB), McNeese State . . . . .	1994-98
Kearney, Tim (LB), Northern Michigan . . . . .	1976-81
Klumb, John (E), Washington State (also wore #3) . . . . .	1939-40
McDonough, Coley (B), Dayton . . . . .	1939, '44
McGill, Mike (LB), Notre Dame . . . . .	1971-72
Moore, Zach (DE), Concordia-St. Paul . . . . .	2018
Okefor, Chike (DE/LB), Purdue . . . . .	2005-09
Scott, Carlos (C), Texas-El Paso . . . . .	1983-85

Walker, Reggie (LB), Kansas State (also wore #55) . . . . .	2009-12
Williams, Rex (C), Texas Tech . . . . .	1940
Woodley, LaMar (LB), Western Michigan . . . . .	2015
Woods, LeVar (LB), Iowa . . . . .	2001-04

## 57

Ameson, Mark (LB), Arizona . . . . .	1972-80
Blackburn, Bill (C), Rice . . . . .	1945-50
Brettschneider, Carl (LB), Iowa State . . . . .	1956-59
Bynes, Josh (LB), Auburn (also wore #45) . . . . .	2017-18
Davis, Bill (T), Texas Tech . . . . .	1940-41
Eliopoulos, Jim (LB), Wyoming . . . . .	1983
Gatewood, Curtis (LB), Vanderbilt . . . . .	2010
Gillen, John (LB), Illinois . . . . .	1981-82
Groom, Jerry (C), Notre Dame . . . . .	1951-55
Hobson, Victor (LB), Michigan . . . . .	2008
Holloway, David (LB), Maryland . . . . .	2007
Huff, Orlando (LB), Fresno State . . . . .	2005-06
Kauahi, Kani (C), Hawaii . . . . .	1989-91, '93
Kirk, Randy (LB), San Diego State (also wore #52) . . . . .	1989, '94-95
McKinnon, Ronald (LB), North Alabama . . . . .	1996-04
Noga, Niko (LB), Hawaii (also wore 49) . . . . .	1998-98
Noga, Peter (LB), Hawaii . . . . .	1987
Okefor, Alex (LB), Texas . . . . .	2013-16
Parish, Don (LB), Stanford . . . . .	1970-72
Parlavacchio, Chet (LB), Penn State . . . . .	1983
Strofolino, Mike (LB), Villanova . . . . .	1968-68
Westerman, Jamaal (LB), Rutgers . . . . .	2012

## 58

Ahrens, Dave (LB), Wisconsin . . . . .	1981-84
Armbrister, Thurston (LB), Miami . . . . .	2018
Babin, Jason (LB), Western Michigan . . . . .	2015
Barefield, John (LB), Texas A&I . . . . .	1978-80
Black, Tim (LB), Baylor . . . . .	1977
Chilton, Gene (C), Texas (also wore #51) . . . . .	1986-87
Dansby, Carlos (LB), Auburn (also wore #56) . . . . .	2004-09, '13, '17
Folston, James (LB), Northeast Louisiana . . . . .	1999-2001
Hill, Eric (LB), Louisiana State . . . . .	1989-97
Mack, Terrence (LB), Clemson . . . . .	1987
Miller, Terry (LB), Illinois . . . . .	1971-74
Num, Freddie Joe (DE), Mississippi (also wore #50, '78) . . . . .	1985-93
Rutledge, Johnny (LB), Florida (also wore #51) . . . . .	1999-02
Seaborn, Thomas (LB), Michigan . . . . .	1980
Tonelli, Mario "Motts" (B), Notre Dame (also wore #99) . . . . .	1940, '45
Washington, Daryl (LB), Texas Christian . . . . .	2010-13
Wright III, Scooby (LB), Arizona . . . . .	2016-17

## 59

Barnes, Pete (LB), Southern . . . . .	1973-75
Barvo, David (LB), Syracuse . . . . .	1990
Benard, Marcus (LB), Jackson State . . . . .	2013-14
Clark, Ernie (LB), Michigan State . . . . .	1968
Cunningham, Ed (C), Washington (also wore #79) . . . . .	1992-95
Davis, Paul (LB), North Carolina . . . . .	1983
Davis, Will (LB), Illinois . . . . .	2009-10
Favron, Calvin (LB), Southeast Louisiana . . . . .	1979-82
Forney, Phil (LB), East Tennessee State . . . . .	1987
Fredrickson, Rob (LB), Michigan State . . . . .	1999-02
Fua, Alani (LB), Brigham Young . . . . .	2015-16
Gersbach, Carl (LB), West Chester State . . . . .	1976
Howard, Thomas (LB), Texas Tech . . . . .	1984-85
Joe, Leon (LB), Maryland . . . . .	2004
Johnson, Brandon (LB), Louisville . . . . .	2006-07
Johnson, Eric (LB), Nebraska . . . . .	2005
Jones, Greg (LB), Colorado (also wore #51) . . . . .	2002
Jones, Tyrone (LB), Louisiana . . . . .	1988
Joyner, Seth (LB), Texas-El Paso . . . . .	1994-96
Kellum, Marv (LB), Wichita State . . . . .	1977
Loyan, Jeff (LB), Brigham Young . . . . .	1972
Nash, Zach (LB), Sacramento State . . . . .	2012
So'oto, Vic (LB), Brigham Young . . . . .	2013
Townsend, Curtis (LB), Arkansas . . . . .	1978
Walker, Joe (LB), Oregon . . . . .	2018-
Williams, Brandon (LB), Texas Tech . . . . .	2011

## 60

Alvord, Steve (DT), Washington . . . . .	1987-88
Baker, Al (DE), Colorado State . . . . .	1983-86
Barksdale, Joe (T), Louisiana State . . . . .	2018
Burke, Thomas (DE), Wisconsin (also wore #95) . . . . .	1999-02
Cotton, Barney (G), Nebraska . . . . .	1980-82
Dobler, Conrad (G), Wyoming (also wore #66) . . . . .	1972-77
Duggan, Bill (T), Oklahoma (also wore #42, '64) . . . . .	1942-43, '45
Finnie, Roger (T), Florida A&M . . . . .	1973-78
Foster, Ralph (T), Oklahoma A&M (also wore #9, '64, '77) . . . . .	1945-46
German, Jim (B), Centre . . . . .	1940
Gruttadauria, Mike (C), Central Florida . . . . .	2000-02
Hargrove, Jim (LB), Howard Payne . . . . .	1971-72

Kellogg, Bob (B), Northeast Louisiana/Tulane . . . . .	1940
Leckey, Nick (C), Kansas State . . . . .	2004-06
Meggsyey, Dave (LB), Syracuse . . . . .	1963-69
Poldofsky, Gordon (G), Tennessee . . . . .	1952-54
Redmon, Anthony (G), Auburn . . . . .	1994-97
Shaw, Bob (E), Ohio State . . . . .	1950
Thompson, Harry (G), UCLA . . . . .	1955
Williams, Willie (T), Louisiana State (also wore #96) . . . . .	1990-92

## 61

Allison, Henry (T), San Diego State . . . . .	1975-77
Audick, Dan (G), Hawaii . . . . .	1977, '83
Borum, Jarvis (T), North Carolina State . . . . .	2001-02
Brown, Chuck (C/G), Houston . . . . .	1979-80
Brown, Elton (G/T), Virginia . . . . .	2005-08
Coder, Ron (G), Penn State . . . . .	1980-81
Cooper, Jonathan (G), North Carolina . . . . .	2013-15
Dave, Thomas (G), North Carolina A&T . . . . .	1960
DeMarco, Bob (G/C), Dayton . . . . .	1961-69
Floyd, Eric (G), Auburn (also wore #69) . . . . .	1995
Garlich, Chris (LB), Missouri . . . . .	1979
Kliney, Tony (E), Illinois (also wore #53) . . . . .	1951-52
Liakh, Ryan (OL), Notre Dame . . . . .	1997
McCoy, Tony (DT), Florida . . . . .	2000
Ravenburg, Bob (E), Indiana . . . . .	1948-49
Smith, Lance (G), Louisiana State . . . . .	1985-93
Sumrinski, Dave (G), Wisconsin . . . . .	1953
Toner, Cole (G), Harvard . . . . .	2016
Trippi, Charley (B), Georgia (also wore #2) . . . . .	1947-55
Walner, Fred (G), Notre Dame (also wore #18, '68) . . . . .	1951-52, '54-55

## 62

Bertagnoli, Libero (G), Washington (Mo.) (also wore #66) . . . . .	1942, '49
Brennan, Mike (G), Notre Dame . . . . .	1991
Brown, Ray (T), Arkansas State . . . . .	1986-88
Butz, Dave (DE), Purdue . . . . .	1973-74
Claxton, Ben (C), Mississippi . . . . .	2009-10
Coleman, Ben (T/G), Wake Forest . . . . .	1993-95
Cook, Michael (T), Boston College . . . . .	2001
Devlin, Mike (C), Iowa . . . . .	1996-99
Dittrich, John (G), Wisconsin . . . . .	1956
Imhof, Martin (DE), San Diego State (also wore #82) . . . . .	1972
Kirk, Rick (G), Carthage . . . . .	1982
Larsen, Ted (G/C), North Carolina State . . . . .	2014-15
Lynch, Shawn (C), Duke (also wore #65) . . . . .	2005
Markham, Dale (T), North Dakota . . . . .	1981
Meinert, Dale (LB), Oklahoma State . . . . .	1958-67
Munyer, Daniel (C/G), Colorado . . . . .	2017-18
Rexer, Freeman (E), Tulane (also wore #17, '63) . . . . .	1943, '45
Stokes, Lee (C), Centenary . . . . .	1943
Trippi, Charley (B), Georgia (also wore #2) . . . . .	1947-55
Wortman, Keith (G), Nebraska . . . . .	1976-81
Wright, Steve (T), Alabama . . . . .	1972
Zandofsky, Mike (G), Washington . . . . .	1989

## 63

Bankston, Michael (DL), Sam Houston State . . . . .	1992-97
Conoly, Bill (G), Texas . . . . .	1946
Friedrich, Kirby (DE), Kansas . . . . .	1980-81
Cunningham, Eric (G), Penn State . . . . .	1980
Echols, Tate (T), Northwestern . . . . .	1962-63
Fleming, Antonio (G), Georgia . . . . .	1998
Garcia, Frank (G/C), Washington . . . . .	2003
George, Steve (DT), Houston . . . . .	1974
Liawinski, Chris (G/T), Indiana . . . . .	2006
McGee, Michael (G), Duke . . . . .	1960-62
Memmlaar, Dale (G), Wyoming (also wore #71) . . . . .	1960-61
Othiamblo, Rees (OL), Boise State . . . . .	2018-
Pike, Givens (T), Nebraska . . . . .	2016
Rankin, Walt (B), Texas Tech (also wore #28, '40, '42) . . . . .	1941, '43, '45-47
Rexer, Freeman (E), Tulane (also wore #17, '62) . . . . .	1943, '45
Robbins, Tootie (T), East Carolina . . . . .	1982-91
Sendeinle, Lyle (C), Texas . . . . .	2007-15
Shirk, John (E), Oklahoma . . . . .	1940
Turner, Herschel (G/T), Kentucky . . . . .	1964-65
Williams, Clyde (T), Southern . . . . .	1967-71
Zimny, Bob (T), Indiana (also wore #63) . . . . .	1945-49
Zook, John (DE), Kansas . . . . .	1976-79

## 64

Barnes, Khalif (T), Washington . . . . .	2017
Clark, Randy (C), Northern Illinois . . . . .	1980-86
Cole, Mason (C), Michigan (also wore #52) . . . . .	2018-
Cunningham, Rick (T), Texas A&M . . . . .	1992-94
Davids-Garrido, Norberto (T), Southern California . . . . .	2000
Dexter, James (T), South Carolina . . . . .	1996-99
Duggan, Gil (T), Oklahoma (also wore #42, '60) . . . . .	1942-43, '45
Dukes, Jamie (C), Florida State . . . . .	1995
Ebl, Ray (E), Notre Dame . . . . .	1942



Foster, Ralph (T), Oklahoma A&M (also wore #9, 60, 77) ...

1945-46
Grace, Steve (C), Arizona . . . . . 2002-03
Gray, Ken (C), Howard Payne . . . . . 1958-69
Haayer, Adam (G/T), Minnesota . . . . . 2005
Harshorn, Larry (G), Kansas State . . . . . 1995
Hogland, Doug (G), Oregon State . . . . . 1956-58
Kelmelet, Senio (G), Washington . . . . . 2012
Lipinski, Jim (T), Fairmont State . . . . . 1950
Loeppel, Dick (T), Wisconsin . . . . . 1948-49
Manotti, Lou (G), Toledo (also wore #46, 77) . . . . . 1943-45
McDermott, Lloyd (T), Kentucky . . . . . 1950-51
Nix, John (DT), Southern Mississippi . . . . . 2004
Peat, Todd (G), Northern Illinois . . . . . 1987-89
Peters, Scott (C), Arizona State . . . . . 2008
Rhea, Floyd (G), Oregon . . . . . 1943
Sikora, Mike (G), Oregon . . . . . 1952
Speegle, Cliff (C), Oklahoma (also wore #23) . . . . . 1945
Watford, Gerry (E), Alabama . . . . . 1953-54
Young, Bob (G), Howard Payne . . . . . 1972-79

## 65

Bilbo, Jon (T), Mississippi (also wore #85) . . . . . 1938-39
Boggs, Taylor (G), Humboldt State . . . . . 2016
Brooks, Jonathan (LB), Clemson . . . . . 1980
Clement, Anthony (T), Southwestern Louisiana . . . . . 1998-04
Crum, Bob (DE), Arizona . . . . . 1974
Dye, Ernest (G), South Carolina (also wore #75) . . . . . 1993-96
Galloway, David (DT), Florida . . . . . 1982-89
Hatley, John (G), Sul Ross State . . . . . 1954-55
Hauser, Art (G), Xavier . . . . . 1959
Husmann, Ed (G), Nebraska (also wore #66) . . . . . 1953, '56-59
Hutchinson, Chuck (G), Ohio State . . . . . 1970-72
Lynch, Shawn (C), Duke (also wore #62) . . . . . 2005
Marcontell, Ed (G), Lamar . . . . . 1967
Mullen, Tom (G), Southwest Missouri State . . . . . 1978
Oates, Brad (T), Brigham Young . . . . . 1976-77, '79-80
Rabold, Michael (G), Indiana . . . . . 1979-80
Redmond, Thomas (DE), Vanderbilt (also wore #66) . . . . . 1960-65
Tasini, Pasoni (DL), Utah . . . . . 2018

## 66

Bertagnoli, Libero (G), Washington (Mo.) (also wore #62) . . . . . 1942, '45
Brooks, Ethan (T), Williams (Mass.) . . . . . 2000
Cheatham, Lloyd (DB), Auburn (also wore #33) . . . . . 1942
Collins, George (C), Georgia . . . . . 1978-82
Dadar, Ramsey (DT), Louisiana State . . . . . 1983-84
Dawson, Doug (G), Texas . . . . . 1984-86
Dobler, Conrad (G), Wyoming (also wore #60) . . . . . 1972-77
Doolan, John (B), Georgetown . . . . . 1947-48
Enich, Steve (G), Marquette . . . . . 1945
Faneau, Alan (G), Louisiana State . . . . . 2010
Gray, Cecil (G/T), North Carolina . . . . . 1995
Grigas, John (B), Holy Cross . . . . . 1943-44
Hennessey, Jerry (E), Santa Clara . . . . . 1950-51
Houser, John (G/T), Redlands . . . . . 1963
Husmann, Ed (G), Nebraska (also wore #65) . . . . . 1953, '56-59
Jonassen, Eric (G), Bloomsburg (Pa.) . . . . . 1996-97
Kendall, Pete (G), Boston College . . . . . 2001-03
Lahood, Mike (G), Wyoming . . . . . 1970
Lipostad, Ed (G), Wake Forest . . . . . 1952
McDole, Roland (DE), Nebraska . . . . . 1961
Neacy, Clem (E), Colgate . . . . . 1928
Poppovich, Milt (B), Montana (also wore #77) . . . . . 1938-42
Redmond, Thomas (DE), Vanderbilt (also wore #65) . . . . . 1960-65
Reuber, Alan (G), Texas A&M . . . . . 2004-05
Sorutin, Rick (G), Washington . . . . . 1964-69
T'aamu, Alameda (NT), Washington . . . . . 2013-14
Wahler, Jim (DT), UCLA . . . . . 1989-92
Wedge, Scott (C), Northern Illinois . . . . . 2012
Welter, Tom (G/T), Nebraska . . . . . 1987

## 67

Acler, Bill (DT), Texas . . . . . 1980-81
Alton, Joe (T), Oklahoma . . . . . 1942, '44
Badger, Brad (G), Stanford . . . . . 2007
Brown, Milford (G), Florida State . . . . . 2006
Clatt, Corwin (B), Notre Dame . . . . . 1948-49
Dishman, Chris (DE), Nebraska . . . . . 1997-2003
Esser, Clarence (E), Wisconsin . . . . . 1947
Johnson, Herman (G/T), Louisiana State . . . . . 2009
Konovsky, Bob (G), Wisconsin . . . . . 1956-58
Love, Duval (G), UCLA . . . . . 1995-96
McQuistan, Pat (G/T), Weber State . . . . . 2012
Pasquale, Ron (G), Akron . . . . . 1987
Pugh, Justin (G), Syracuse . . . . . 2018
Sharpe, Luis (T), UCLA . . . . . 1982-84, '85-94
Smith, Antonio (DE), Oklahoma State (also wore #94) . . . . . 2004-08
Stallings, Larry (LB), Georgia Tech . . . . . 1963-76
Svoboda, Bill (LB), Tulane (also wore #68) . . . . . 1950-53
Young, D.J. (T), Michigan State . . . . . 2011

## 68

Andros, Plato (G), Oklahoma . . . . . 1947-50
Chickillo, Nick (G), Miami (Fla.) . . . . . 1953
Dickson, Paul (DT), Baylor . . . . . 1971
Ellington, Dante (T), Alabama . . . . . 2005
Lange, Bill (G), Dayton . . . . . 1954-55
Maddock, Bob (G), Notre Dame (also wore #49) . . . . . 1942, '46
McQuarters, Ed (DT), Oklahoma State . . . . . 1965
Monfort, Avery (B), New Mexico . . . . . 1941
Morris, Mike (G), Northeast Missouri State . . . . . 1987-88
Roy, Frank (G), Utah . . . . . 1966
Scott, Yusuf (G), Arizona . . . . . 1999-2001
Siwek, Mike (DT), Western Michigan . . . . . 1970
Snyder, Adam (G/C), Oregon . . . . . 2012
Stieve, Terry (G), Wisconsin . . . . . 1978-84
Svoboda, Bill (LB), Tulane (also wore #67) . . . . . 1950-53
Vallejo, Elliot (T), Cal-Davis . . . . . 2008
Vatterott, Charles (T), Southwest Texas State . . . . . 1987
Veldheer, Jared (T), Hillsdale . . . . . 2014-17
Vujnovich, Jeremy (OL), Louisiana College . . . . . 2018
Wallner, Fred (G), Notre Dame (also wore #18, 61) . . . . . 1951-52, '54-55
Wolf, Joe (T/G), Boston College . . . . . 1989-97
Wragge, Tony (G), New Mexico State . . . . . 2002-03

## 69

Apolskis, Ray (T), Marquette (also wore #26, 75) . . . . . 1941-42, '45-50
Biernerman, Tom (E), Drake (also wore #82) . . . . . 1951-56
Brown, Rush (DT), Ball State . . . . . 1980-83
Burnett, Victor (DE), Fresno State (also wore #95) . . . . . 1987
Cantu, Rolando (G), ITESM Monterrey . . . . . 2005-06
DeGraffenried, Allen (OL), Vanderbilt . . . . . 1997-98
Dorris, Andy (DE), New Mexico State . . . . . 1973
Duncan, Bobby (T), West Texas State . . . . . 1968
Floyd, Eric (G), Auburn (also wore #61) . . . . . 1995
Gandy, Mike (T), Notre Dame . . . . . 2007-09
Gibson, Mike (G/C), California . . . . . 2012-13
Holden, Will (G/T), Vanderbilt . . . . . 2017-18
Kindle, Greg (T), Tennessee State . . . . . 1974-75
Mathis, Evan (G), Alabama . . . . . 2016
Moore, Alton (DE), Auburn (also wore #90) . . . . . 2002
Scotts, Colin (DT), Hawaii . . . . . 1987-88
Smith, Vernice (G/T), Florida A&M . . . . . 1989-92
Vander Poel, Mark (T), Colorado . . . . . 1994
Wager, Clint (E), St. Mary's (Minn.) . . . . . 1943, '45

## 70

Aboushi, Oday (OL), Virginia . . . . . 2018
Baxley, Rob (T), Iowa . . . . . 1992-93
Boehm, Evan (G/C), Missouri . . . . . 2016-17
Bollinger, Brian (G), North Carolina . . . . . 1994
Brooks, Leo (DE), Texas . . . . . 1973-76
Bulger, Chet (T), Auburn (also wore #11, 73) . . . . . 1942-43, '45-49
Clancy, Kendrick (DT), Mississippi . . . . . 2006
Goldman, Sam (E), Ohio State . . . . . 1948
Goodspeed, Mark (T), Nebraska . . . . . 1980
Scotts, Colby (OL), Appalachian State (also wore #78) . . . . . 2018
Guynes, Thomas (T), Michigan (also wore #71) . . . . . 1997-98
Hadnot, Rex (G), Houston . . . . . 2010-11
Hoffman, John (DE), Hawaii . . . . . 1972
Jennings, John (T), Ohio State (also wore #50) . . . . . 1950-57
Kearns, Tom (T), Miami (Fla.) . . . . . 1946
Kennard, Derek (G), Nevada (also wore #73) . . . . . 1986-90
Krueger, Rolf (DE), Texas A&M . . . . . 1969-71
Massie, Bobby (T), Mississippi . . . . . 2012-15
McCusker, Jim (T), Pittsburgh . . . . . 1962-63
Owens, Don (DT), Southern Mississippi . . . . . 1960-63
Palepoi, Anton (DE), Nevada-Las Vegas . . . . . 2005
Plunkett, Art (T), Nevada-Las Vegas . . . . . 1981-84
Ramsey, Knarx (G), William & Mary . . . . . 1950-51
Ross, Pat (C), Boston College . . . . . 2008
Scott, Lance (C), Utah . . . . . 1995-96
Shelton, L.J. (T), Eastern Michigan . . . . . 1999-04
Simons, Keith (DT), Minnesota . . . . . 1978-79
Taylor, Mike (T), Southern California . . . . . 1973
Toogood, Charley (G), Nebraska . . . . . 1957

## 71

Boone, Alex (G), Ohio State (also wore #75) . . . . . 2017
Bostic, Joe (T), Clemson . . . . . 1979-89
Bowers, Andy (G), Utah . . . . . 2001-02
Bryant, Red (DT), Texas A&M . . . . . 2001
Colledge, Danny (G), Boise State . . . . . 2011-13
Cross, Bob (T), Stephen F. Austin . . . . . 1958-59
Dahms, Tom (T), San Diego State . . . . . 1956
Guynes, Thomas (T), Michigan (also wore #70) . . . . . 1997-98
Holmes, Lester (G), Jackson State . . . . . 1998-00
Joyce, Don (T), Tulane (also wore #11) . . . . . 1981-83
Memmelar, Dale (G), Wyoming (also wore #63) . . . . . 1960-61
Reynolds, Bob (T), Bowling Green . . . . . 1963-71, '73
Richardson, John (DT), UCLA . . . . . 1972-73
Smith, Andre (T), Alabama . . . . . 2018

Steen, Anthony (G/C), Alabama . . . . . 2014
Stepanovich, Alex (C), Ohio State . . . . . 2004-06
Tafaya, Joe (DE), Arizona . . . . . 2007
Tharpe, Larry (T), Tennessee State . . . . . 1995
Tucker, Mark (C), Southern California . . . . . 1993-94
Upshaw, Marvin (DT), Trinity (Tex.) . . . . . 1976
Watford, Earl (T/G), James Madison (also wore #78) . . . . . 2013-17
Whiting, Teag (G), Brigham Young . . . . . 2002

## 72

Burke, Anthony (DT), Minnesota . . . . . 1987
Daniels, Jerome (G), Northeastern . . . . . 1997-99
Dierdorf, Dan (G/T), Michigan . . . . . 1971-83
Dwyer, Nate (DT), Kansas (also wore #95) . . . . . 2002
Fischer, Bill (T), Notre Dame . . . . . 1949-53
Fuller, Frank (DT), Kentucky . . . . . 1959-62
Golin, Brandon (T), Purdue . . . . . 2006
Issa, Jabari (DE), Washington . . . . . 2000-01
Johnson, Chuckie (DT), Auburn . . . . . 1993
Keith, Brandon (T), Northern Iowa . . . . . 2008-11
King, Kenny (DE), Alabama (also wore #95) . . . . . 2003-05
Kolodziej, Ross (DT) Wisconsin (also wore #96) . . . . . 2004-05, 2007
Moore, Brandon (T), Duke . . . . . 1995
Ohnberger, Rich (G/C), Penn State . . . . . 2012
Pierre, Olsen (DT), Miami (Fla.) . . . . . 2016-18
Ralph, Dan (DT), Oregon . . . . . 1984-85
Saddler, Rod (DT), Texas A&M . . . . . 1987-91
Silas, Sam (DT), Southern Illinois . . . . . 1963-67
Stinson, Ed (DE), Alabama (also wore #91) . . . . . 2014-16
Thompson, Everett (DE), Washington . . . . . 2013
Ulrich, Charles (T), Illinois . . . . . 1954-58

## 73

Barrie, Sebastian (DT), Liberty . . . . . 1994
Beinor, Ed (E), Notre Dame . . . . . 1940-41
Bridges, Jeremy (G/T), Southern Mississippi . . . . . 2004-05, 09-12
Bulger, Chet (T), Auburn (also wore #11, 70) . . . . . 1942-43, '45-49
Culpepper, Edward (G), Alabama . . . . . 1958-60
Dawson, Mike (DT), Arizona . . . . . 1976-82
Dill, Scott (T), Memphis State . . . . . 1988-89
Duda, Mark (DT), Maryland . . . . . 1983-87
Fanucci, Ledio (T), Fresno State . . . . . 1954
Goldberg, Marshall "Biggie" (B/DB), Pittsburgh . . . . . 1939-40, 46-48 (also wore #42, 99)
Hadd, Gary (DT), Minnesota . . . . . 1989
Higgins, Tom (T), North Carolina . . . . . 1953
Joyce, Matt (DL), Richmond . . . . . 1996-00
Kennard, Derek (G), Nevada (also wore #70) . . . . . 1986-90
Lunford, Dave (T), Baylor . . . . . 1957
Mauo, Josh (DE/DT), Stanford (also wore #97) . . . . . 2014-17
May, Mark (G/T), Pittsburgh . . . . . 1992-93
McMillan, Ernie (T), Illinois . . . . . 1961-74
Mergen, Mike (T), San Francisco . . . . . 1952
Nichols, Ham (G), Rice . . . . . 1947-49
Roundtree, Raleigh (G/T), South Carolina State . . . . . 2002-03
Sanford, Leo (C), Louisiana Tech (also wore #51) . . . . . 1951-57
Seibold, Champ (T), Wisconsin . . . . . 1942
Vanzo, Fred (B), Northwestern . . . . . 1961
Wentz, Keyrick (G), Mississippi . . . . . 2007
Wetzel, John (G/T), Boston College . . . . . 2016-18
Winston, Eric (T), Miami (Fla.) . . . . . 2013

## 74

Batiste, D'Anthony (T), Louisiana-Lafayette . . . . . 2010-12
Bergold, Scott (DT), Wisconsin . . . . . 1985-86
Evans, Scott (DL), Oklahoma . . . . . 1991
Fanaika, Paul (G), Arizona State . . . . . 2013-14
Fina, John (T), Arizona . . . . . 2002
Heron, Fred (DT), San Jose State . . . . . 1966-72
Holloway, Randy (DE), Pittsburgh . . . . . 1984
Humphries, D.J. (T), Florida . . . . . 2015
Kortas, Ken (DT), Louisville . . . . . 1964
Lee, Oudious (DT), Nebraska . . . . . 1980
Moten, Mike (DT), Florida . . . . . 1998-99
Panfil, Kenneth (T), Purdue . . . . . 1960-62
Pate, Rupert (G), Wake Forest . . . . . 1940
Patulski, Walt (DE), Notre Dame . . . . . 1977
Ridgely, Elston (DE), Nevada . . . . . 1990
Roudolph, Council (DE), Kentucky State . . . . . 1973-75
Sebro, Bob (G), Southern California . . . . . 1982
Selby, Rob (G), Auburn . . . . . 1995-97
Teewus, Len (T), Tulane . . . . . 1954-57
Times, Ken (DT), Southern . . . . . 1981
Villa, Danny (C/G/T), Arizona State . . . . . 1992
Wells, Reggie (G/T), Clarion . . . . . 2003-09

## 75

Albrecht, Art (T), Wisconsin . . . . . 1943
Apolskis, Ray (T), Marquette (also wore #26, 69) . . . . . 1941-42, '45-50
Boone, Alex (G), Ohio State (also wore #71) . . . . . 2017
Brown, Levi (T), Penn State . . . . . 2007-13



Brown, Lomas (T), Florida	1996-98
Clausell, Blaine (OL), Mississippi State	2018
Cook, Edward (G/T), Notre Dame	1960-65
Dafney, Bernard (G), Tennessee	1995
Davis, Leonard (T), Texas	2001-06
Dye, Ernest (G), South Carolina (also wore #65)	1993-96
Fugler, Dick (T), Tulane	1954
Fullington, John (G), Washington State	2015
Gaston, Bruce (NT), Purdue	2016
Goldfitch, Zach (OL), Colorado State	2018
Graybill, Mike (T), Boston University	1990
Greer, Curtis (DE), Michigan	1980-88
John, Ulrick (T), Georgia State	2016-17
Jones, Mike (DE), North Carolina State	1991-93
Knight, Shawn (DT), Brigham Young	1989
Lynch, Lynn (G), Illinois	1951
Obeck, Vic (G), Springfield	1945
Pasquesi, Tony (T), Notre Dame	1955-57
Rowe, Bob (DE), Texas Christian	1967-75
Rozier, Bob (DE), California	1979
Walker, Darwin (DT), Tennessee	2000

## 76

Allen, Ian (T), Purdue	2005
Arms, Lloyd (G), Oklahoma A&M	1946-48
Braham, Rich (G/T), West Virginia	1994
Davis, Charlie (DT), Texas Christian	1975-79
Davis, Ron (DE), Virginia State	1973
Delevan, Burt (T), Pacific	1955-56
Drake, Jerry (DT), Hastings (Neb.)	1995-00
Emerson, Vernon (T), Minnesota-Duluth	1969-71
Finnin, Tom (T), Detroit	1957
Garalzky, Mark (OT), Western Michigan	1987-88
Iupati, Mike (G), Idaho	2015-18
Jagnieski, Harry (T), Indiana	1956
Lewis, Charles (T), Iowa	1959
Lufui, Deuce (G), Southern California	2006-11
MacDonald, Mark (G/C), Boston College	1988
Mays, Stafford (DE), Washington	1980-86
McDowell, John (T), St. John's (Minn.)	1966
Moody, Thomas (G), Florida	2002
Morgan, Bob (T), Maryland	1954
Palmer, Scott (DT), Texas	1972
Patterson, Craig (DL), Brigham Young	1991
Peters, Volney (T), Southern California	1952-53
Potter, Nate (T), Boise State	2012-13
Spikes, Cameron (G), Texas A&M	2003-04
Traynowicz, Mark (G), Nebraska	1988, 89

## 77 (Retired)

Foster, Ralph (T), Oklahoma A&M (also wore #9, 60, 64)	1945-46
Hall, John (B), Texas Christian (also wore #7)	1940-41, '43
Mauldin, Stan (G), Toledo (also wore #46, 64)	1943-45
Marotti, Lott (T), Texas (honored with number retirement)	1946-48
	1938-42

## 78

Bell, Bob (DE), Cincinnati	1974-78
Bock, Wayne (T), Illinois	1957
Bohm, Ron (DT), Illinois	1987
Branch, Alan (DT), Michigan	2007-10
Brown, Chadrick (DE), Mississippi	1993-95
Burnstein, Brent (DT), Arizona State	1997
Gilchrist, George (T), Tennessee State	1957
Gossett, Colby (OL), Appalachian State (also wore #70),	2018
Grooms, Elois (DE), Tennessee Tech	1982-85
Hughes, Van (DT), Southern Texas Tech	1996
Mallouf, Ray (B), Southern Methodist (also wore #22, 98)	1941, '46-48
Nunn, Freddie Joe (DE), Mississippi (also wore #50, 58)	1985-93
Owens, Luke (DT), Kent State	1958-65
Painter, Vinston (T/C), Virginia Tech	2017
Rogers, Kendrick (T), Alabama A&M	2002-03
Simpson, Carl (DE), Florida State	1998
Staysnik, Joe (G), Ohio State	1996
Tosi, Max (OT), Idaho	2000-01
Wakefield, Fred (OT/DE), Illinois (also wore #79, 97, 87),	2013-17
Wakefield, Earl (T/G), James Madison (also wore #71)	2001-17
Womack, Floyd (G), Mississippi State	2011
Yankowsky, Ron (DE), Kansas State	1971-76

## 79

Banks, Jason (DE), Grambling	2009
Carter, David (DT), UCLA	2011-12
Clark, Jon (T), Temple	1998-00
Clasby, Bob (DE), Notre Dame	1986-90
Cunningham, Ed (C), Washington (also wore #59)	1992-95
Cunningham, Corey (OL), Cincinnati	2018
Dulin, Gary (DE), Ohio State	1986-87
Fatafehi, Mario (DT), Kansas State	2001-02

Pace, Calvin (DE), Wake Forest (also wore #97)	2003-07
Perry, Gerald (K), California	1960-62
Radford, Bruce (DE), Grambling	1981
Ramey, Jim (DE), Kentucky	1979
Rice, Simon (DE), Illinois (also wore #97)	1990-00
Ross, Oliver (T), Iowa State	2005-07
Rucker, Keith (DT), Ohio Wesleyan	1992-93
Sloan, Bonnie (DT), Austin Peay	1973
Sowell, Bradley (T), Mississippi	2013-15
Thorton, Bruce (DE), Illinois	1982
Tuerk, Max (C), Southern California	2017
Wakefield, Fred (OT/DE), Illinois (also wore #78, 97, 87),	2001-06
Walker, Charles (OT/DE), Duke	1964-72

## 80

Awalt, Robert (TE), San Diego State	1987-89
Banks, Mike (TE), Iowa State (also wore #84)	2002-03
Carter, Pat (TE), Florida State	1996-97
Combs, Chris (TE), New Mexico	1980-81
Doucet, Early (WR), Louisiana State (also wore #85)	2008-12
Hardy, Terry (TE), Southern Mississippi	1998-2001
Henke, Ed (DE), South Carolina	1961-63
Jackson, John (WR), Southern California (also wore #18)	1990-92
Johnson, Bryant (WR), Penn State (also wore #83)	2003-07
Keseday, Bob (TE), Texas-El Paso	1987
Kutner, Mal (G), Texas	1945-50
Marsh, Doug (TE), Michigan (also wore #82, 87)	1980-86
McAddley, Jason (WR), Alabama (also wore #83)	2002-03
McFarland, Jim (E), Nebraska (also wore #83)	1970-74
Momah, Ifeanyi (TE), Boston College	2015-17
Murrell, Bill (TE), Winston-Salem	1979
Ranson, Eason (TE), Washington State	1978
Reeves, Bryan (WR), Nevada	1994-95
Southeast, Tommy (WR), Furman	1978
Stonesifer, Don (E), Northwestern	1951-56
Tracey, John (LB), Texas A&M	1959-60
West, Jeff (P), Cincinnati	1975
Williams, Dave (WR), Washington	1967-71
Wright, Willie (TE/H-B), Wyoming (also wore #52)	1992

## 81

Anderson, Charley (E), Louisiana Tech	1956
Bates, Theodore (LB), Oregon State (also wore #51)	1960-62
Bell, Mark (WR), Colorado State	1981
Bierlein, Keith (B), San Jose State	1939
Boldin, Anquan (WR), Florida State	2003-09
Daniels, Darrell (TE), Washington	2018
Dray, Jim (TE), Stanford	2010-13, '17
Edwards, Anthony (WR), N. Mex. Highlands (also wore #83)	1991-98
Elwell, Jack (E), Purdue	1962
Gauria, Joseph (TE), UCLA	2015
Fuen, Roy (DB/WR), Henderson State (also wore #25)	1979-90
Hill, Randall (WR), Miami (Fla.)	1991-94
Jankovics, Keever (E), Pacific (also wore #53)	1953
Lane, Dick "Night Train" (CB), Scottsbluff J.C.	1954-59
Melinger, Steve (E), Kentucky	1961
Mulligan, Matthew (TE), Maine	2014
Parker, Joe (E), Texas (also wore #47)	1946-47
Sanders, Frank (WR), Auburn	1995-02
Schmidt, George (E), Lewis (also wore #91)	1953
Shy, Don (RB), San Diego State	1973
Smith, Jackie (E), Northwest Louisiana	1963-77
Summerrail, Pat (K/E), Arkansas (also wore #85)	1953-57

## 82

Anderson, Ronnie (WR), Allegheny College (Pa.)	1998
Anderson, Stevie (WR), Grambling State (also wore #43)	1995-96
Badaczewski, John (G), Western Reserve	1948
Baty, Greg (TE), Stanford	1988
Bird, Steve (WR), Eastern Kentucky	1983-84
Bienemann, Tom (E), Drake (also wore #69)	1951-56
Brown, Ron (WR), Colorado (also wore #83)	1987
Cantor, Leo (B), UCLA (also wore #50)	1945
Cody, Mark (WR), Memphis	1999-00
Diamond, Lorenzo (TE), Auburn	2003-04
Ferry, Lou (T), Villanova	1951
Goldsberry, John (T), Indiana	1949-50
Imhof, Martin (DE), San Diego State (also wore #62)	1972
Jacobs, Mark (T), None	1948
Jenkins, Marlin (WR), Nebraska-Omaha	1999-02
Kasper, Kevin (WR), Iowa (also wore #11)	2002-03
Knox, Kevin (WR), Florida State (also wore #18)	1994
Leach, Mike (LS), William & Mary	2009-15
Lee, Charles (WR), Central Florida	2005
Leon, Caleb (T), Louisiana Tech	1947
McConkey, Phil (WR), Navy	1989
Melinkovich, M. (DE), Grays Harbor J.C. (Wash.)	1965-66
Moses, J.J. (WR/KR), Iowa State	2005
Phillips, John (TE), Virginia	2018
Pollard, Bob (DE), Weber State	1978-81
Pope, Leonard (TE), Georgia	2006-08

Robinson, Patrick (WR/KR), Tennessee State	1994
Rolle, Butch (H-B/TE), Michigan State	1992-93
Schmiesing, Joe (DE), New Mexico State	1968-71
Swanson, Eric (WR), Tennessee (also wore #86)	1986
Thomas, Earl (WR), Houston	1974-75
Thompson, Ricky (WR), Baylor	1982
Usher, Darryl (WR), Illinois	1989

## 83

Bienemann, Troy (TE), Washington State	2007
Boydston, Max (E), Oklahoma	1955-58
Brown, Derek (TE), Notre Dame	1999-00
Brown, Ron (WR), Colorado (also wore #82)	1987
Christian, Gerald (TE), Louisville	2015
Edwards, Anthony (WR), N. Mex. Highlands (also wore #81)	1991
Edwards, Eric (TE), Louisiana State	2004-05
Holmes, Don (WR), Mesa College (Colo.)	1986-90
Johnson, Bryant (WR), Penn State (also wore #80)	2003-07
Johnson, Jaymar (WR), Jackson State	2011
Knefel, Gary (E), Colorado	1954
Logan, Chuck (E), Northwestern	1965, '67-68
McAddley, Jason (WR), Alabama (also wore #80)	2002-03
McFarland, Jim (E), Nebraska (also wore #80)	1970-74
Petrich, Tyan (WR/TE), Minn. St.-Mankato (also wore #5)	1999-01
Pellray, Ray (E), Eastern Kentucky	1952
Spach, Stephen (TE), Fresno State	2008-10
Sperry, Kory (TE), Colorado State	2012-13
Tilley, Pat (WR), Louisiana Tech	1976-86

## 84

Anderson, Cliff (E), Indiana	1952-53
Banks, Mike (TE), Iowa State (also wore #80)	2002-03
Becht, Anthony (TE), West Virginia	2009
Clark, Gary (WR), James Madison	1993-94
Dowdell, Marcus (WR), Tennessee State	1995-96
Ehuss, Tim (TE), Oregon State	2007
Gedney, Chris (TE), Syracuse	1997-98, '00
Gillette, Walker (WR), Richmond	1972-73
Goode, John (TE), Youngstown State	1984
Gresham, Jermaine (TE), Oklahoma	2015-18
Hamilton, Lawrence (WR), Stephen F. Austin	2004
Harris, Ike (WR), Iowa State	1975-77
Housler, Rob (TE), Florida Atlantic	2011-14
Jackson, Arnold (WR), Louisville	2001-02
Johnson, Teyo (TE), Stanford	2005
Lomack, Tony (WR), Florida	1991
Nagler, Gern (E), Santa Clara (also wore #86)	1953, '55-58
Novacek, Jay (TE), Wyoming (also wore #85)	1985-89
Robb, Joe (DE), Texas Christian	1961-67
Shumann, Mike (WR), Florida State	1982-83
Smith, J.T. (WR), North Texas State	1985-90
Stief, Dave (WR), Portland State (also wore #21)	1978-82
Sugar, Leo (DE), Purdue	1960
Tant, Jay (TE), Northwestern (also wore #87)	2000
Tuman, Jerome (TE), Michigan	2008
Williams, Kevin (WR), Miami (Fla.) (also wore #14)	1997

## 85

Anderson, Tazwell (E), Georgia Tech	1961-64
Bilbo, Jon (T), Mississippi (also wore #65)	1938-39
Bronston, John (FB/TE), Penn State (also wore #39)	2005-06
Boucet, Early (WR), Louisiana State (also wore #80)	2008-12
Fells, Darren (TE), California-Irvine	2014-16
Gray, Mel (WR), Missouri	1971-82
Holmes, Gabe (TE), Purdue	1971-78
Jones, Freddie (TE), North Carolina	2002-04
Jordan, Tim (TE), Indiana	1989-91
Moore, Ron (WR), Syracuse	1995-2001
Novacek, Jay (TE), Wyoming (also wore #84)	1985-89
Pittman, Danny (WR), Wyoming	1983-84
Richards, Perry (E), Detroit	1959-60
Summerrail, Pat (K/E), Arkansas (also wore #81)	1953-57
Thomas, Ralph (E), San Francisco	1952
Urban, Jerheme (WR), Trinity	2007-09
Ware, Derek (TE), Central State (Okla.)	1992-94
Williams, Jamie (TE), Nebraska	1983

## 86

Baker, Mel (WR), Texas Southern	1976
Ballard, Jake (TE), Ohio State	2013
Brum, Don (DE), Purdue	1963-69, '72
Byrd, Dominique (TE), Southern California	2009
Canaday, Kameron (LS), Portland State	2016
Childs, Jim (WR), California Poly-San Luis Obispo	1978-80
Clayton, Ralph (WR), Michigan	1981
Crittendon, John (E), Wayne State	1954
Duncan, Clyde (WR), Tennessee	1984-85
Fann, Chad (TE), Florida A&M (also wore #49)	1993-95
Floyd, John (WR), Northeast Louisiana	1981
Fry, Chas (WR), Furman	1986
Gilmore, Bryan (WR), Midwestern St. (Tex.) (also wore #11)	2000-03



Heap, Todd (TE), Arizona State . . . . .	2011-12
Jefferson, D.C. (TE), Rutgers . . . . .	2013
Jones, Ernie (WR), Indiana . . . . .	1988-92
Jordan, Kevin (WR), UCLA . . . . .	1996
Junkin, Trey (TE/LB), Louisiana Tech . . . . .	1996-2001
McBride, Adrian (WR), Missouri . . . . .	1987
McInnis, Hugh (E), Southern Mississippi . . . . .	1960-62
Nagler, Gern (E), Santa Clara (also wore #84) . . . . .	1953, '55-58
Seals-Jones, Ricky (TE), Texas A&M . . . . .	2017
Swanson, Eric (WR), Tennessee (also wore #82) . . . . .	1986
Thompson, Ken (WR), Utah State . . . . .	1982-83
Walters, Troy (WR), Stanford . . . . .	2006
Williams, Karl (WR/PR), Texas A&M Kingsville . . . . .	2004

## 87

Brubaker, Dick (E), Ohio State . . . . .	1955, '57
Bryant, Chuck (E), Ohio State . . . . .	1962
Bush, Steve (TE), Arizona State . . . . .	2001-03
Chandler, Al (TE), Oklahoma . . . . .	1978-79
Dimancheff, Babe (B), Purdue . . . . .	1947-50
Gay, Earnest (WR), Memphis State . . . . .	1985
Hillebrand, Jerry (LB), Colorado . . . . .	1967
Johnson, Troy (WR), Southern . . . . .	1986-87
Joyce, Terry (P), Missouri Southern . . . . .	1976-77
King, Jeff (TE), Virginia Tech . . . . .	2011-13
Ladd, Jim (E), Bowling Green . . . . .	1954
McBride, Oscar (TE), Notre Dame (also wore #48) . . . . .	1995-96
McGill, Eddie (TE), Western Carolina . . . . .	1982-84
McWilliams, Johnny (TE), Southern California . . . . .	1996-99
Morey, Sean (WR), Brown . . . . .	2007-09
Newhouse, Reggie (WR), Baylor . . . . .	2004-05
Niklas, Troy (TE), Notre Dame . . . . .	2014-17
Ofenheims, Tevita (TE), Brigham Young . . . . .	2001
Osborne, Richard (TE), Texas A&M . . . . .	1979
Proehl, Ricky (WR), Wake Forest . . . . .	1990-94
Ramsey, Ray (B), Bradley . . . . .	1950-53
Schleicher, Maury (LB), Penn State . . . . .	1959
Snowden, Cal (DE), Indiana . . . . .	1969-70
Staags, Jeff (LB), San Diego State . . . . .	1972-73
Swinton, Reggie (WR/KR), Murray State . . . . .	2005
Tant, Jay (TE), Northwestern (also wore #84) . . . . .	2000
Thaxton, Jim (TE), Tennessee State . . . . .	1978
Wakefield, Fred (OT/DE/TE), Illinois (also wore #79, 97) . . . . .	2001-06

## 88 (Retired)

Burkett, Jeff (E), Louisiana State (also wore #35, 89) . . . . .	1947
Cain, J.V. (WR/TE), Colorado (honored with number retirement) . . . . .	1974-77
Hyatt, Freddie (WR), Auburn . . . . .	1968-72
Kuharich, Joe (G), Notre Dame (also wore #17) . . . . .	1940-41, '45
Pupils, Andy (B), Notre Dame . . . . .	1943
Randle, Sonny (WR), Virginia . . . . .	1959-66
Sagey, Floyd (E), Arkansas . . . . .	1957
Sutch, George (B), Temple . . . . .	1946

## 89

Anderson, Warren (WR), West Virginia State . . . . .	1978
Beach, Pat (TE), Washington . . . . .	1993
Beckman, Tom (DE), Michigan . . . . .	1972
Bergen, Adam (TE), Lehigh . . . . .	2005-06
Boso, Cap (TE), Illinois . . . . .	1986
Boston, David (WR), Ohio State . . . . .	1999-02
Brock, Fred (WR), Southern Mississippi . . . . .	1996-98
Brown, Robert (TE), Alcorn A&M . . . . .	1969-70
Burkett, Jeff (E), Louisiana State (also wore #35, 88) . . . . .	1947
Carlson, John (TE), Notre Dame . . . . .	2014
Foster, Larry (WR), Louisiana State . . . . .	2003
Gaines, Wendall (TE/OT), Oklahoma State (also wore #91) . . . . .	1994-95
Harris, William (TE), Bishop . . . . .	1987
Hayes, Jarius (TE), North Alabama (also wore #48) . . . . .	1996, '98

LaFleur, Greg (TE), Louisiana State . . . . .	1981-85
Lawson, Jayvone (WR), Louisiana-Lafayette . . . . .	2013
Long, Dave (DE), Iowa . . . . .	1966-68
McPhee, Frank (E), Princeton . . . . .	1955
Pariss, Gary (TE), Florida State . . . . .	1979-80
Patric, Ben (TE), Delaware . . . . .	2007-10
Poole, Nate (WR), Marshall . . . . .	2002-04
Reeser, Walter (TE), Auburn . . . . .	1989-93
Walczak, Mark (TE), Arizona . . . . .	1988
Sampson, DeMarco (WR), San Diego State . . . . .	2011
Samuels, Terry (TE), Kentucky (also wore #44) . . . . .	1994-95
Schwall, Vic (B), Northwestern (also wore #37) . . . . .	1947-50
Valles, Hakeem (TE), Monmouth . . . . .	2016
Weber, Chuck (LB), West Chester State . . . . .	1956-58

## 90

Campbell, Mark (DT), Florida . . . . .	1997
Cross, Bill (HB), West Texas State (also wore #20) . . . . .	1951-53
Dockett, Darnell (DT), Florida State . . . . .	2004-14
McCart, Keith (DE), Alabama . . . . .	1994-95
Moore, Alton (DE), Auburn (also wore #69) . . . . .	2002
Nkemdiriche, Robert (DT), Mississippi . . . . .	2016
Osborne, Edmont (LB), Louisiana Tech . . . . .	1990
Procell, Jarrett (DE), Louisiana Tech . . . . .	2001
Redding, Corey (DT), Texas . . . . .	2015
Stallings, Robert (TE), Southern Mississippi . . . . .	1986
Stowe, Tyrone (LB), Rutgers (also wore #91) . . . . .	1991-93
Waldsworth, Andre (DE), Florida State . . . . .	1998-00
Wilson, Karl (DE), Louisiana State . . . . .	1989

## 91

Bailey, Rodney (DE), Ohio State . . . . .	2007
Bryant, Wendell (DT), Wisconsin . . . . .	2002-2004
Giles, Wendall (TE/DT), Oklahoma State (also wore #89) . . . . .	1994-95
Holliday, Vonnice (DE), North Carolina . . . . .	2011-12
Iwekema, Kenny (DE), Iowa . . . . .	2008-10
Lunz, Gerry (G), Marquette . . . . .	1925-26
Mayowa, Benson (DL), Idaho . . . . .	2018
Monaco, Ron (LB), South Carolina . . . . .	1986
Moore, Langston (DT), South Carolina . . . . .	2005-06
Schmidt, George (E), Lewis (also wore #81) . . . . .	1953
Shaughnessy, Matt (LB), Wisconsin . . . . .	2013-14
Slater, Fred (T), Iowa (also wore #14, 47) . . . . .	1926-31
Stinson, Ed (DT), Alabama (also wore #72) . . . . .	2014-16
Stowe, Tyrone (LB), Rutgers (also wore #90) . . . . .	1991-93
Swinger, Rashod (DT), Rutgers . . . . .	1997-2000

## 92

Berry, Bertrand (DE), Notre Dame . . . . .	2004-09
Cousins, Jomo (DE), Florida A&M . . . . .	1998
England, Eric (DE), Texas A&M . . . . .	1994-96
Gardeck, Dennis (LB), Sioux Falls . . . . .	2018
Nelder, Dexter (DE), Oklahoma State . . . . .	1990
Rubio, Angel (DT), Southeast Missouri State . . . . .	1999
Rucker, Frostee (DE/DT), Southern California (also wore #98), . . . . .	2013-17
Tanner, Barron (DT), Oklahoma . . . . .	2000-03
Tardits, Richard (LB), Georgia . . . . .	1989
Wallerstedt, Brett (LB), Arizona State . . . . .	1993
Williams, Dan (DT), Tennessee . . . . .	2010-14

## 93

Bulman, Tim (DT), Boston College . . . . .	2005
Campbell, Calais (DE/DT), Miami (Fla.) . . . . .	2008-16
Coleman, Sidney (LB), Southern Mississippi . . . . .	1991
Cooper, Chris (DE), Nebraska-Omaha . . . . .	2006-07
Davis, Reuben (DE), North Carolina . . . . .	1992-93
Dunbar, Karl (DE), Louisiana State . . . . .	1994-95
Gibbert, Freddie (DE), Georgia . . . . .	1989
Smith, Mark (DT), Auburn . . . . .	1997-00
Vanden Bosch, Kyle (DE), Nebraska . . . . .	2001-04

## 94

Acho, Sam (LB), Texas . . . . .	2011-14
Bell, Marcus (DT), Memphis . . . . .	2007-03
Cochran, Antonio (DE), Georgia . . . . .	2005
Dykes, Keilen (DT), West Virginia . . . . .	2009-10
Faulkner, Jeff (DE), Southern . . . . .	1991-92
Malveaux, Cameron (LB), Houston . . . . .	2018-
Sears, Corey (DT), Mississippi State . . . . .	1999-00
Smith, Antonio (DE), Oklahoma State (also wore #67) . . . . .	2004-08
Williams, Xavier (DT), Northern Iowa . . . . .	2015-17
Wilson, Bernard (DT), Tennessee State . . . . .	1994-98
Zellner, Peppi (DE), Fort Valley State . . . . .	2004

## 95

Buczkowski, Bob (DT), Pittsburgh . . . . .	1989
Burke, Thomas (DE), Wisconsin (also wore #60) . . . . .	1999-02
Burnett, Victor (DE), Fresno State (also wore #69) . . . . .	1987
Chapura, Dick (DT), Missouri . . . . .	1990
Dwyer, Nate (DT), Kansas (also wore #72) . . . . .	2000
Gunter, Rodney (DT), Delaware State . . . . .	2015-
Higsmith, Al (LB), Louisiana State . . . . .	2008-09
Kelly, Tommy (DT), Mississippi State . . . . .	2014
King, Kenny (DT), Alabama (also wore #72) . . . . .	2003
Lumpkin, Ricky (DT), Kentucky . . . . .	2012-13
Miller, Jamir (LB), UCLA . . . . .	1994-98
Moses, Quentin (DE), Georgia . . . . .	2007
Ransom, Derrick (DE), Cincinnati . . . . .	2003
Schobel, Bo (DE), Texas Christian . . . . .	2007

## 96

Johnson, Dennis (DE), Kentucky . . . . .	2002-03
Kolodziej, Ross (DT), Wisconsin . . . . .	2007
Martin, Kareem (DE/LB), North Carolina . . . . .	2014-17
McLanie, Sean (DE), San Diego State . . . . .	1988
Ottis, Brad (DT), Wayne State (Mich.) . . . . .	1996-2000
Schable, A.J. (FB), South Dakota (also wore #44) . . . . .	2006
Simmons, Clyde (DE), Western Carolina . . . . .	1994-95
Smith, Jacques (DE), Missouri . . . . .	2018
Talley, Ronald (DE), Delaware . . . . .	2011-13
Truluck, R-Kai (DE), SUNY-Cortland . . . . .	2005
Williams, Chris (DL), American International . . . . .	1991
Williams, Willie (T), Louisiana State (also wore #60) . . . . .	1990-92

## 97

Alexander, Lorenzo (LB), California . . . . .	2013-14
Busler, Ray (T), Marquette (also wore #43) . . . . .	1940-41, '45
Hooks, Bryan (DT), Arizona State . . . . .	1994
Hyche, Steve (LB), Livingston . . . . .	1991-93
Maumalanga, Chris (DT), Kansas . . . . .	1995-96
Mauro, Josh (DE/DT), Stanford (also wore #73) . . . . .	2014-17
Rice, Calvin (DE/LB), Wake Forest (also wore #79) . . . . .	2003-07
Rice, Simeon (DE), Illinois (also wore #79) . . . . .	1996-00
Robinson, Bryan (DT), Fresno State . . . . .	2008-10
Smith, Garrison (DT), Georgia . . . . .	2018
Spachman, A.J. (DE), Nebraska . . . . .	1988
Wakefield, Fred (OT/DE/TE), Illinois (also wore #78, 79, 87) . . . . .	2001-06

## 98

Davis, Russell (DT), North Carolina . . . . .	2000-05
Eason, Nick (DT), Clemson . . . . .	2011-12
Hairston, Carl (DT), Maryland-Eastern Shore . . . . .	1990
Mellor, Ray (B), Southern Methodist (also wore #22, 78) . . . . .	1941, '46-48
Peters, Corey (DT), Kentucky . . . . .	2015-
Rucker, Frostee (DE/DT), Southern California (also wore #92) . . . . .	2013-17
Swann, Eric (DL), None . . . . .	1991-99
Watson, Gabe (DT), Michigan . . . . .	2006-10

## 99 (Retired)

Goldberg, Marshall "Biggie" (B/DB), Pittsburgh . . . . .	1939-40, '46-48 (also wore #42, 73) (honored with number retirement)
Nussbaumer, Bob (B), Michigan . . . . .	1949-50
Tonelli, Mario "Motts" (B), Notre Dame (also wore #58) . . . . .	1940, '45

## CARDINALS IN CANTON

There are currently 13 members of the Cardinals organization enshrined in the Pro Football Hall of Fame. In 2014 **CB Aeneas Williams** became the first Arizona Cardinals draft pick inducted into the Hall of Fame. In 2017, **Kurt Warner** became the first Cardinals quarterback enshrined in Canton.

## CARDINALS IN THE PRO FOOTBALL HALL OF FAME

HOF Member	Year Inducted
Charles W. Bidwill, Sr. (Owner) . . . . .	1967
Jimmy Conzelman (Coach) . . . . .	1964
T Dan Dierdorf . . . . .	1996
HB John "Paddy" Driscoll . . . . .	1965
DB Dick "Night Train" Lane . . . . .	1974
HB Ollie Matson . . . . .	1972
HB Ernie Nevers . . . . .	1963

HOF Member	Year Inducted
TE Jackie Smith . . . . .	1994
HB Charley Trippi . . . . .	1968
QB Kurt Warner . . . . .	2017
CB Roger Wehrli . . . . .	2007
CB Aeneas Williams . . . . .	2014
S Larry Wilson . . . . .	1978





## RETIRED JERSEYS

### LARRY WILSON SAFETY

# 8



**Professional**—One of the greatest defensive backs in NFL history ... enshrined in the Pro Football Hall of Fame in 1978 ... named to the all-time NFL team in 1994 to commemorate the league's 75th anniversary ... played entire career as a Cardinal in St. Louis (1960-72) ... played in eight Pro Bowls ... all-NFL six times ... 52 career interceptions ... cat-like defender and exceptional team leader ... interceptions in seven consecutive

games in 1966 ... NFL's top free safety during 13-year career ... made the safety blitz famous.

**College**—Utah ... 6-0, 190 ... two-way star for Utes from 1957-60 ... seventh-round draft pick by St. Louis Cardinals in 1960.

**Etc.**—Born March 24, 1938 in Rigby, Idaho ... regarded as one of the toughest players in NFL history ... once intercepted a pass for a go-ahead touchdown with two broken wrists ... retired from the team's front office in 2003, ending 43-year NFL career, all as a Cardinal.

### PAT TILLMAN SAFETY

# 40



**Professional**—Fierce competitor defied odds as seventh-round draft choice in 1998 to become three-year starting safety and establish franchise single-season record with 224 tackles in 2000 ... successfully converted from college linebacker to pro defensive back ... named All-Pro by Sports Illustrated in 2000 ... in 1998 became first rookie starting safety for Cardinals since team relocated to Arizona in 1988 ... left the Cardinals prior to

2002 season to enlist in U.S. Army and become member of elite Army Ranger unit, as did his brother, Kevin, who tabled a professional baseball career in the Cleveland Indians organization ... admirably declined all media attention throughout tour of duty ... killed April 22, 2004 in Afghanistan.

**College**—Local favorite during college career at Arizona State University ... Pac-10 Conference defensive player-of-the-year in 1997 ... key member of Sun Devils' 1996 Rose Bowl squad ... three-year starting linebacker ... selected by Cardinals in seventh round (226th overall) of 1998 NFL Draft.

**Etc.**—Born November 6, 1976 in Fremont, Calif. ... graduated summa cum laude in three and one-half years with marketing degree from ASU with 3.84 grade-point-average with academic all-America honors ... outdoors enthusiast also competed in triathlons as part of training regimen.

### STAN MAULDIN TACKLE

# 77



**Professional**—Tackle for the Chicago Cardinals (1946-48) ... opened holes in the line with hard-hitting bulk for the Cardinals' "Million-Dollar Backfield" ... member of the Cards' 1947 NFL championship team ... died of a heart attack after opening-day victory over the Eagles in 1948.

**College**—Texas ... 6-2, 215 ... all-America tackle for the Longhorns ... winner of the Outstanding Athlete Trophy in 1942 ... one of Texas' "13 Immortals" in 1940.

**Etc.**—Born December 27, 1920 in Amarillo, Texas ... flew bombing missions with the 15th Air Force Division over Italy during World War II.

### J.V. CAIN TIGHT END

# 88



**Professional**—Doubled at tight end and wide receiver for the St. Louis Cardinals (1974-77) ... part of Head Coach Don Coryell's messenger service as a rookie wide receiver in 1974 ... replaced Hall of Famer Jackie Smith at tight end in mid-1975 ... caught passes in 12 of 13 games in 1976 ... one-handed touchdown catch in 1977 provided margin of victory in 16-13 win over Chicago ... died after collapsing from a heart condition at training camp in 1979.

**College**—Colorado ... 6-4, 220 ... all-America ... two-time all-Big 8 Conference selection ... caught 53 passes for 700 yards during junior and senior seasons ... first-round draft choice of the Cardinals in 1974.

**Etc.**—Born July 22, 1951 in Houston, Texas ... played in the East-West and Hula Bowl games.

### MARSHALL GOLDBERG RUNNING BACK/DEF. BACK

# 99



**Professional**—All-round player who starred as a ball carrier, defensive back, and return specialist for the Chicago Cardinals (1939-43, '46-48) ... second team All-Pro selection in 1941 ... NFL mid-season rushing, punt and kickoff return, and interception leader in 1941 ... career statistics included 1,644 yards rushing in 476 attempts for 11 touchdowns, and 60 pass receptions for 776 yards and five touchdowns ... member of Cards' 1947 NFL championship team.

**College**—Pittsburgh ... 5-11, 195 ... two-time consensus all-America halfback at Pitt.

**Etc.**—Born October 24, 1917 in Elkins, W.Va. ... 1980 inductee into the Jewish Hall of Fame in Tel Aviv, Israel ... playing career interrupted for two years (1944-45) during World War II when he served in the Navy ... nicknamed "Biggie." ... passed away on April 3, 2006.





## ANNUAL RESULTS

Year	Won	Lost	Tied	Pct.	Head Coach	Year	Won	Lost	Tied	Pct.	Head Coach
1920	3	2	1	.600	Marshall Smith	1980	5	11	0	.312	Jim Hanifan
1921	3	3	2	.400	John "Paddy" Driscoll	1981	7	9	0	.438	Jim Hanifan
1922	8	3	0	.727	John "Paddy" Driscoll	1982	5	4	0	.556	Jim Hanifan
1923	8	4	0	.667	Arnie Horween	1983	8	7	1	.531	Jim Hanifan
1924	5	4	1	.556	Arnie Horween	1984	9	7	0	.563	Jim Hanifan
1925*	11	2	1	.846	Norm Barry	1985	5	11	0	.312	Jim Hanifan
1926	5	6	1	.455	Norm Barry	1986	4	11	1	.281	Gene Stallings
1927	3	7	1	.300	Guy Chamberlin	1987	7	8	0	.467	Gene Stallings
1928	1	5	0	.167	Fred Gillies	1988###	7	9	0	.438	Gene Stallings
1929	6	6	1	.500	Dewey Scanlon	1989	5	11	0	.313	Gene Stallings (e)
1930	5	6	2	.455	Ernie Nevers	1990	5	11	0	.313	Joe Bugel
1931	5	4	0	.556	LeRoy Andrews (a)	1991	4	12	0	.250	Joe Bugel
1932	2	6	2	.250	Jack Chevigny	1992	4	12	0	.250	Joe Bugel
1933	1	9	1	.100	Paul Schissler	1993	7	9	0	.436	Joe Bugel
1934	5	6	0	.455	Paul Schissler	1994	8	8	0	.500	Buddy Ryan
1935	6	4	2	.600	Milan Creighton	1995	4	12	0	.250	Buddy Ryan
1936	3	8	1	.250	Milan Creighton	1996	7	9	0	.436	Vince Tobin
1937	5	5	1	.500	Milan Creighton	1997	4	12	0	.250	Vince Tobin
1938	2	9	0	.182	Milan Creighton	1998	9	7	0	.563	Vince Tobin
1939	1	10	0	.091	Ernie Nevers	1999	6	10	0	.375	Vince Tobin
1940	2	7	2	.222	Jimmy Conzelman	2000	3	13	0	.188	Vince Tobin (f)
1941	3	7	1	.300	Jimmy Conzelman	2001	7	9	0	.436	Dave McGinnis
1942	3	8	0	.273	Jimmy Conzelman	2002	5	11	0	.313	Dave McGinnis
1943	0	10	0	.000	Philip G. Handler	2003	4	12	0	.250	Dave McGinnis
1944	Cardinal-Pittsburgh teams played as combination					2004	6	10	0	.375	Dennis Green
1945	1	9	0	.100	Philip G. Handler	2005	5	11	0	.313	Dennis Green
1946	6	5	0	.545	Jimmy Conzelman	2006	5	11	0	.313	Dennis Green
1947*	9	3	0	.750	Jimmy Conzelman	2007	8	8	0	.500	Ken Whisenhunt
1948+	11	1	0	.917	Jimmy Conzelman	2008^ ***	9	7	0	.563	Ken Whisenhunt
1949	6	5	1	.545	Phil Handler-Buddy Parker	2009^	10	6	0	.625	Ken Whisenhunt
1950	5	7	0	.417	Earl "Curly" Lambeau	2010	5	11	0	.313	Ken Whisenhunt
1951	3	9	0	.250	Earl "Curly" Lambeau	2011	8	8	0	.500	Ken Whisenhunt
1952	4	8	0	.333	Joseph L. Kuharich	2012	5	11	0	.313	Ken Whisenhunt
1953	1	10	1	.091	Joseph Stydahar	2013	10	6	0	.625	Bruce Arians
1954	2	10	0	.167	Joseph Stydahar	2014	11	5	0	.688	Bruce Arians
1955	4	7	1	.364	Ray Richards	2015^	13	3	0	.813	Bruce Arians
1956	7	5	0	.583	Ray Richards	2016	7	8	1	.469	Bruce Arians
1957	3	9	0	.250	Ray Richards	2017	8	8	0	.500	Bruce Arians
1958	2	9	1	.182	Frank "Pop" Ivy	2018	3	13	0	.188	Steve Wilks
1959	2	10	0	.167	Frank "Pop" Ivy						
1960#	6	5	1	.545	Frank "Pop" Ivy	** Won NFC Eastern Division Championship					
1961	7	7	0	.500	Frank "Pop" Ivy (b)	+ Won NFL Western Conference Championship					
1962	4	9	1	.308	Wally Lemm	^ Won NFC West					
1963	9	5	0	.643	Wally Lemm	*** Won NFC Championship					
1964	9	3	2	.750	Wally Lemm	* NFL Champion					
1965	5	9	0	.357	Wally Lemm	# First season in St. Louis					
1966	8	5	1	.615	Charley Winner	### First season in Arizona					
1967	6	7	1	.462	Charley Winner	(a) Resigned after one game. Replaced by Ernie Nevers.					
1968	9	4	1	.692	Charley Winner	(b) Resigned after 12 games. Replaced by coaches Drulis, Prochaska, and Willsey.					
1969	4	9	1	.308	Charley Winner	(c) Beginning with 1972, won-lost percentage includes ties.					
1970	8	5	1	.615	Charley Winner	(d) Released after 13 games. Replaced by Larry Wilson on interim basis.					
1971	4	9	1	.308	Bob Hollway	(e) Released after 11 games. Replaced by Hank Kuhlmann on interim basis.					
1972	4	9	1	.321	Bob Hollway (c)	(f) Released after seven games. Replaced by Dave McGinnis on interim basis. McGinnis named permanent head coach prior to the season finale.					
1973	4	9	1	.321	Don Coryell						
1974**	10	4	0	.714	Don Coryell						
1975**	11	3	0	.786	Don Coryell						
1976	10	4	0	.714	Don Coryell						
1977	7	7	0	.500	Don Coryell						
1978	6	10	0	.375	Bud Wilkinson						
1979	5	11	0	.312	Bud Wilkinson (d)						



## ALL-TIME RESULTS

## 1920 (3-2-1)

## HEAD COACH MARSHALL SMITH

Oct. 10	At Chicago Tigers	T	0-0	8,000
Oct. 17	Moline Athletics*	W	33-3	Unknown
Oct. 24	At Rock Island Ind.	L	0-7	4,000
Oct. 31	Detroit Heralds	W	21-0	3,000
Nov. 7	At Chicago Tigers	W	6-3	7,000
Nov. 14	Cincinnati Celts*	W	20-0	5,000
Nov. 21	Lansing Oldsmobile*	W	14-0	3,500
Nov. 28	Decatur Staleys	W	7-6	8,500
Dec. 5	At Decatur Staleys	L	0-10	8,500
Dec. 19	At Chicago Staysms*	T	14-14	Unknown

Home: 2-0. Away: 1-2-1. 115-43

\*Non-league game

## 1921 (3-3-2)

## HEAD COACH JOHN "PADDY" DRISCOLL

Sept. 25	Racine American Legion*	W	27-0	Unknown
Oct. 2	Minneapolis Marines	W	20-0	4,000
Oct. 9	Akron Pros	L	0-23	6,000
Oct. 16	Rock Island Ind.	L	7-14	4,000
Oct. 23	Columbus Panhandles	W	17-6	6,000
Nov. 6	Hammond Pros	W	7-0	Unknown
Nov. 20	Green Bay	T	3-3	2,000
Nov. 24	At Chicago Staysms*	W	27-0	Unknown
Nov. 27	Gary Elks*	W	21-0	2,000
Dec. 4	Akron Pros	L	0-7	3,500
Dec. 18	At Chicago Staleys	T	0-0	2,000

Home: 3-3-1. Away: 0-0-1. 129-53

\*Non-league game

## 1922 (8-3)

## HEAD COACH JOHN "PADDY" DRISCOLL

Sept. 24	Maplewood Rovers*	W	28-0	Unknown
Oct. 1	Milwaukee Badgers	W	3-0	3,500
Oct. 15	Green Bay	W	16-3	3,500
Oct. 22	Minneapolis Marines	W	3-0	4,000
Oct. 29	Columbus Panhandles	W	37-6	5,000
Nov. 5	Buffalo All-Americans	W	9-7	4,000
Nov. 12	Akron Pros	W	7-0	2,000
Nov. 19	Canton Bulldogs	L	0-7	7,500
Nov. 26	At Canton Bulldogs	L	3-20	2,500
Nov. 30	Chicago Bears	W	6-0	14,000
Dec. 3	Dayton Triangles	L	3-7	3,000
Dec. 10	Chicago Bears	W	9-0	15,000

Home: 8-2. Away: 0-1. 124-50

\*Non-league game

## 1923 (8-4)

## HEAD COACH ARNIE HORWEEN

Sept. 30	Buffalo All-Americans	W	3-0	Unknown
Oct. 7	Rochester Jeffersons	W	60-0	5,000
Oct. 14	Akron Indians	W	19-0	Unknown
Oct. 21	Minneapolis Marines	W	9-0	4,000
Oct. 28	Dayton Triangles	W	13-3	5,000
Nov. 4	Canton Bulldogs	L	3-7	6,000
Nov. 11	Hammond Pros	W	6-0	3,500
Nov. 18	Duluth Kelleys	W	10-0	5,500
Nov. 25	Racine Legion	L	4-10	7,000
Nov. 29	At Chicago Bears	L	0-3	13,500
Dec. 2	Oorang Indians	W	22-19	1,200
Dec. 9	Milwaukee Badgers	L	12-14	6,000

Home: 8-3. Away: 0-1. 161-56

## 1924 (5-4-1)

## HEAD COACH ARNIE HORWEEN

Sept. 28	Milwaukee Badgers	W	17-7	4,000
Oct. 5	Green Bay	W	3-0	2,800
Oct. 12	Minneapolis Marines	W	13-0	8,000
Oct. 19	At Chicago Bears	L	0-6	12,000
Oct. 26	Hammond Pros	L	3-6	3,500
Nov. 2	Milwaukee Badgers	L	8-17	3,000
Nov. 9	Dayton Triangles	W	23-0	2,500
Nov. 16	Akron Indians	W	13-0	2,500
Nov. 23	Racine Legion	T	10-10	4,000
Nov. 27	Chicago Bears	L	0-21	13,000

Home: 5-3-1 (40,800). Away: 0-1 (12,000). 90-67

## 1925 (11-2-1) (NFL CHAMPION)

## HEAD COACH NORM BARRY

Sept. 27	Hammond Pros	L	6-10	Unknown
Oct. 4	Milwaukee Badgers	W	34-0	2,500
Oct. 11	Columbus Tigers	W	19-9	Unknown
Oct. 18	Kansas City Cowboys	W	20-7	Unknown
Oct. 25	Chicago Bears	W	9-0	13,000
Nov. 1	Duluth Kelleys	W	10-6	20,000
Nov. 8	Green Bay	W	9-6	4,000
Nov. 15	Buffalo Bisons	W	23-6	4,000
Nov. 22	Dayton Triangles	W	14-0	3,000
Nov. 26	At Chicago Bears	T	0-0	39,000
Nov. 29	Rock Island Ind.	W	7-0	3,000
Dec. 6	Pottsville Maroons	L	7-21	15,000
Dec. 10	Milwaukee Badgers	W	59-0	250
Dec. 12	Hammond Pros	W	13-0	1,000

Home: 11-2. Away: 0-0-1. 230-46

## 1926 (5-6-1)

## HEAD COACH NORM BARRY

Sept. 19	Columbus Tigers	W	14-0	2,500
Sept. 26	L.A. Buccaneers	W	15-0	8,000
Oct. 3	Racine Tornadoes	W	20-0	3,000
Oct. 10	At Green Bay	W	13-7	5,000
Oct. 17	At Chicago Bears	L	0-16	12,000
Oct. 24	At Milwaukee Badgers	W	3-2	Unknown
Oct. 31	Green Bay	L	0-3	2,500
Nov. 6	At Frankford Yellow Jackets	L	7-33	8,000
Nov. 7	At N.Y. Giants	L	0-20	5,000
Nov. 11	Chicago Bears*	L	0-10	10,000
Nov. 25	At Chicago Bears	T	0-0	8,000
Nov. 28	Kansas City Cowboys	L	2-7	14,000

Home: 3-3-1. Away: 2-3-1. 74-98

\*Soldier Field

## 1927 (3-7-1)

## HEAD COACH GUY CHAMBERLIN

Sept. 25	Chicago Bears	L	0-9	4,000
Oct. 2	Pottsville Maroons	W	19-7	2,000
Oct. 9	Dayton Triangles	W	7-0	2,500
Oct. 16	At Green Bay	L	0-13	4,500
Oct. 30	N.Y. Yankees	L	6-7	15,000
Nov. 6	Green Bay	T	6-6	3,500
Nov. 13	At N.Y. Yankees	L	6-20	10,000
Nov. 19	At Frankford Yellow Jackets	L	8-12	7,000
Nov. 20	At N.Y. Giants	L	7-28	10,000
Nov. 24	At Chicago Bears	W	3-0	6,000
Nov. 27	Cleveland Bulldogs	L	7-32	5,000

Home: 2-3-1 (32,000). Away: 1-4 (37,500). 69-134

## 1928 (1-5)

## HEAD COACH FRED GILLIES

Sept. 23	Chicago Bears	L	0-15	4,000
Oct. 7	Dayton Triangles	W	7-0	Unknown
Oct. 14	At Green Bay	L	0-20	4,200
Nov. 24	At Frankford Yellow Jackets	L	0-19	8,000
Nov. 25	At N.Y. Yankees	L	0-19	7,000
Nov. 29	At Chicago Bears	L	0-34	10,000

Home: 1-1. Away: 0-4. 7-107

## 1929 (6-6-1)

## HEAD COACH DEWEY SCANLON

Sept. 22	At Canton Bulldogs*	L	0-6	1,800
Sept. 29	At Buffalo Bisons	W	9-3	4,000
Oct. 6	At Green Bay	L	2-9	7,000
Oct. 13	At Minneapolis Red Jackets	L	7-14	Unknown
Oct. 20	At Chicago Bears	T	0-0	20,000
Oct. 27	Green Bay	L	6-7	10,000
Nov. 2	At Frankford Yellow Jackets	L	0-8	5,000
Nov. 6	At Providence Steam Roller	W	16-0	6,000
Nov. 10	Minneapolis Red Jackets	W	8-0	1,000
Nov. 17	Green Bay	L	0-12	10,000
Nov. 24	Dayton Triangles	W	19-0	300
Nov. 28	Chicago Bears	W	40-6	7,000
Dec. 1	At N.Y. Giants	L	21-24	5,000
Dec. 8	At Orange Tornadoes	W	26-0	Unknown

Home: 3-2. Away: 3-4-1. 154-89

\*Non-league game



## 1930 (5-6-2)

### HEAD COACH ERNIE NEVERS

Sept. 21	At Green Bay	L	0-14	8,000
Sept. 28	At Minneapolis Red Jackets	T	7-7	Unknown
Oct. 5	At Portsmouth Spartans	T	0-0	6,500
Oct. 8	At Newark Tornadoes	W	13-0	5,000
Oct. 12	At Providence Steam Roller	L	7-9	6,500
Oct. 16	At N.Y. Giants	L	12-25	15,000
Oct. 19	Chicago Bears	L	6-32	10,000
Oct. 25	At Frankford Yellow Jackets	W	34-7	Unknown
Oct. 26	Portsmouth Spartans	W	23-13	8,000
Oct. 29	At Milwaukee Nighthawks*	W	33-6	2,500
Nov. 2	Frankford Yellow Jackets	W	6-0	3,000
Nov. 9	N.Y. Giants	L	7-13	4,000
Nov. 16	Green Bay	W	13-6	12,000
Nov. 23	Memphis Tigers*	W	20-7	Unknown
Nov. 27	At Chicago Bears	L	0-6	8,175
Dec. 7	At Memphis Tigers*	W	6-0	Unknown
Dec. 14	At Chicago Bears*	L	7-9	Unknown

Home: 3-2. Away: 2-4-2. 194-154

\*Non-league game

## 1931 (5-4)

### HEAD COACH ROY ANDREWS (1 GAME)

### HEAD COACH ERNIE NEVERS (8 GAMES)

Sept. 23	At Portsmouth Spartans	L	3-13	8,000
Oct. 11	At Green Bay	L	7-26	8,000
Oct. 18	At Chicago Bears	L	13-26	8,000
Nov. 1	At Brooklyn Dodgers	W	14-7	15,000
Nov. 8	At Cleveland Indians	W	14-6	10,000
Nov. 15	Green Bay	W	21-13	9,000
Nov. 22	Portsmouth Spartans	W	20-19	5,000
Nov. 26	At Chicago Bears	L	7-18	14,000
Nov. 28	Cleveland Indians	W	21-0	1,500
Dec. 13	At St. Louis Gunners*	W	26-6	10,000
Dec. 20	Memphis Tigers*	W	24-7	3,000

Home: 3-0 (18,500). Away: 2-4 (73,000). 170-141

\*Non-league game

## 1932 (2-6-2)

### HEAD COACH JACK CHEVIGNY

Sept. 18	At Green Bay	L	7-15	3,500
Sept. 25	Battle Creek Maroons*	W	19-0	2,000
Oct. 2	At Portsmouth Spartans	T	7-7	3,725
Oct. 9	Chicago Bears	T	0-0	7,234
Oct. 16	At Boston Braves	W	9-0	15,000
Oct. 30	Brooklyn Dodgers	W	27-7	7,159
Nov. 6	Green Bay	L	9-19	11,000
Nov. 13	At Brooklyn Dodgers	L	0-3	15,000
Nov. 20	At Staten Island Stapletons	L	7-21	5,000
Nov. 24	At Chicago Bears	L	0-34	6,800
Nov. 27	Boston Braves	L	6-8	6,200
Dec. 4	At St. Louis Gunners*	W	20-7	4,000

Home: 1-2-1 (37,593). Away: 1-4-1 (49,025). 111-121

\*Non-league game

## 1933 (1-9-1)

### HEAD COACH PAUL SCHISSLER

Sept. 17	Freepoint Lions*	W	29-6	Unknown
Sept. 20	Indianapolis Indians*	W	2-0	2,500
Sept. 27	Pittsburgh Pirates	L	13-14	6,000
Oct. 1	At Portsmouth Spartans	L	6-7	Unknown
Oct. 8	At Cincinnati Reds	W	3-0	1,500
Oct. 15	Chicago Bears	L	9-12	12,000
Oct. 22	At Boston Redskins	L	0-10	18,000
Oct. 29	At Brooklyn Dodgers	L	0-7	18,000
Nov. 5	At Green Bay	L	6-14	5,000
Nov. 12	Cincinnati Reds	L	9-12	6,000
Nov. 19	Brooklyn Dodgers	L	0-3	4,000
Nov. 30	At Chicago Bears	L	6-22	8,000
Dec. 3	Boston Redskins	T	0-0	7,000
Dec. 10	At St. Louis Gunners*	L	7-20	10,991

Home: 0-3-1. Away: 1-6. 90-127

\*Non-league game

## 1934 (5-6)

### HEAD COACH PAUL SCHISSLER

Sept. 23	At Cincinnati Reds	W	9-0	6,000
Sept. 30	At Detroit	L	0-6	18,000
Oct. 7	At Cincinnati Reds	W	16-0	2,500
Oct. 14	At Chicago Bears	L	0-20	15,000
Oct. 21	At Green Bay	L	0-15	4,000
Oct. 28	At Boston Redskins	L	0-9	10,000
Nov. 6	At Brooklyn Dodgers	W	21-0	7,000

Nov. 11	Detroit	L	13-17	7,000
Nov. 18	At Green Bay	W	9-0	3,000
Nov. 25	At Chicago Bears	L	6-17	13,800
Nov. 29	Green Bay	W	6-0	3,500
Dec. 2	At Kansas City Blues*	W	13-7	3,500
Dec. 5	At Tulsa Oilers*	W	20-7	1,200
Dec. 9	Stanford Braves*	W	37-2	12,000
Dec. 13	L.A. Bulldogs*	L	10-13	Unknown
Dec. 16	At S. California Maroons*	W	41-7	16,000
Dec. 20	PCFL All-Stars*	W	17-7	4,000
Dec. 23	At Berkeley Giants*	W	21-0	7,000

Home: 1-1. Away: 4-5. 239-127

\*Non-league game

## 1935 (6-4-2)

### HEAD COACH MILAN CREIGHTON

Sept. 15	At Green Bay	W	7-6	10,000
Sept. 29	At Detroit	T	10-10	8,200
Oct. 13	At Green Bay	W	3-0	17,000
Oct. 20	At Pittsburgh Pirates	L	13-17	6,000
Oct. 27	At N.Y. Giants	W	14-13	32,000
Nov. 3	Detroit	L	6-7	5,000
Nov. 10	Philadelphia	W	12-3	6,000
Nov. 19	At Brooklyn Dodgers	L	12-14	18,000
Nov. 24	At Boston Redskins	W	6-0	6,000
Nov. 28	Green Bay	W	9-7	7,500
Dec. 1	At Chicago Bears	T	7-7	12,167
Dec. 8	Chicago Bears	L	0-13	17,373

Home: 2-2 (35,873). Away: 4-2-2 (109,367). 99-97

## 1936 (3-8-1)

### HEAD COACH MILAN CREIGHTON

Sept. 13	At Green Bay	L	7-10	8,900
Sept. 20	At LaCrosse Lagers*	W	20-8	Unknown
Sept. 28	At Detroit	L	0-39	25,800
Oct. 4	At Green Bay	L	0-24	12,000
Oct. 11	At Chicago Bears	L	3-7	16,288
Oct. 18	At N.Y. Giants	L	6-14	17,000
Oct. 25	At Brooklyn Dodgers	L	0-9	20,000
Nov. 1	At Boston Redskins	L	10-13	7,000
Nov. 8	Philadelphia	W	13-0	1,500
Nov. 15	Pittsburgh Pirates	W	14-6	3,856
Nov. 22	Detroit	L	7-14	7,579
Nov. 29	Chicago Bears	W	14-7	13,704
Dec. 6	Green Bay	T	0-0	5,000
Dec. 13	L.A. Bulldogs*	T	10-10	15,000

Home: 3-1-1. Away: 0-7. 104-153

\*Non-league game

## 1937 (5-5-1)

### HEAD COACH MILAN CREIGHTON

Sept. 12	At Green Bay	W	14-7	10,000
Sept. 19	At Detroit	L	7-16	17,000
Sept. 24	At Washington	W	21-14	22,367
Sept. 26	At Philadelphia	T	6-6	3,912
Oct. 3	At Cleveland Rams	W	6-0	10,000
Oct. 10	At Green Bay	L	13-34	18,000
Oct. 17	At Chicago Bears	L	7-16	23,000
Oct. 24	At Pittsburgh Pirates	W	13-7	8,963
Oct. 31	Cleveland Rams	W	13-7	9,923
Nov. 21	Detroit	L	7-16	8,576
Dec. 5	Chicago Bears	L	28-42	7,313

Home: 1-2 (25,812). Away: 4-3-1 (113,242). 135-165

## 1938 (2-9-0)

### HEAD COACH MILAN CREIGHTON

Sept. 1	College All-Stars*	W	32-0	8,724
Sept. 11	Chicago Bears	L	13-16	20,000
Sept. 17	At Cleveland Rams	W	7-6	7,500
Sept. 25	At Green Bay	L	7-28	22,000
Sept. 28	At Green Bay (Buffalo)	L	22-24	12,500
Oct. 2	At Brooklyn Dodgers	L	0-13	17,129
Oct. 11	L.A. Bulldogs*	T	14-14	6,500
	(At Charleston, W. Va.)			
Oct. 16	At Chicago Bears	L	28-34	21,614
Oct. 23	At Detroit	L	0-10	17,917
Oct. 26	At Philadelphia	L	0-7	15,000
	(At Erie, Pa.)			

Nov. 6	At N.Y. Giants	L	0-6	19,648
Nov. 13	Cincinnati Bengals*	T	14-14	5,000
Nov. 20	Detroit	L	3-7	8,279
Nov. 27	Cleveland Rams	W	31-17	2,200

Home: 1-2-0 (50,703). Away: 1-7-0 (133,308). 171-196

\*Non-league game





## 1939 (1-10)

### HEAD COACH ERNIE NEVERS

Sept. 10	At Detroit	L	13-21	15,075
Sept. 17	At Green Bay	L	10-24	12,000
Sept. 24	At Pittsburgh Pirates	W	10-0	19,008
<b>Oct. 1</b>	<b>Detroit</b>	<b>L</b>	<b>3-17</b>	<b>9,000</b>
Oct. 8	At Green Bay	L	20-27	20,000
Oct. 15	At Chicago Bears	L	7-44	29,592
<b>Oct. 22</b>	<b>Cleveland Rams</b>	<b>L</b>	<b>0-24</b>	<b>10,000</b>
Nov. 5	At Cleveland Rams	L	0-14	8,378
Nov. 12	At N.Y. Giants	L	7-17	28,217
Nov. 19	At Washington	L	7-28	26,667
<b>Nov. 26</b>	<b>Chicago Bears</b>	<b>L</b>	<b>7-68</b>	<b>16,055</b>

Home: 0-3 (35,055). Away: 1-7 (158,937). 84-264

## 1940 (2-7-2)

### HEAD COACH JIMMY CONZELMAN

Sept. 8	At Pittsburgh	T	7-7	22,000
Sept. 15	At Detroit (At Buffalo)	T	0-0	18,048
<b>Sept. 25</b>	<b>Chicago Bears</b>	<b>W</b>	<b>21-17</b>	<b>23,181</b>
Sept. 29	At Green Bay	L	6-31	21,000
Oct. 5	At Detroit	L	14-43	20,619
Oct. 13	At Washington	L	21-28	33,691
Oct. 20	At Cleveland Rams	L	14-26	13,683
<b>Oct. 27</b>	<b>Cleveland Rams</b>	<b>W</b>	<b>17-17</b>	<b>10,313</b>
<b>Nov. 1</b>	<b>Green Bay</b>	<b>L</b>	<b>7-28</b>	<b>11,364</b>
Nov. 24	At Brooklyn Dodgers	L	9-14	16,619
Dec. 1	At Chicago Bears	L	23-31	13,902

Home: 2-1 (44,858). Away: 0-6-2 (159,562). 139-222

## 1941 (3-7-1)

### HEAD COACH JIMMY CONZELMAN

Sept. 9	At Kenosha Cardinals*	T	21-21	3,000
<b>Sept. 16</b>	<b>Cleveland Rams</b>	<b>L</b>	<b>6-10</b>	<b>15,000</b>
<b>Sept. 27</b>	<b>Detroit</b>	<b>T</b>	<b>14-14</b>	<b>15,458</b>
Oct. 5	At Green Bay (Milw.)	L	13-14	10,000
Oct. 12	At Chicago Bears	L	7-53	34,668
Oct. 19	At Brooklyn Dodgers	W	20-6	12,054
Oct. 26	At Philadelphia	L	14-21	12,683
Nov. 2	At N.Y. Giants	W	10-7	29,289
Nov. 16	At Green Bay	L	9-17	15,495
Nov. 23	At Cleveland Rams	W	7-0	5,000
Nov. 30	At Detroit	L	3-21	17,051
<b>Dec. 7</b>	<b>Chicago Bears</b>	<b>L</b>	<b>24-34</b>	<b>18,879</b>

Home: 0-2-1 (49,337). Away: 3-5-0 (139,240). 148-218

\*Non-league game

## 1942 (3-8)

### HEAD COACH JIMMY CONZELMAN

Sept. 6	Western Army All-Stars*	L	10-16	20,000
	(At Denver, Colo.)			
Sept. 13	At Cleveland Rams (At Buffalo)	W	7-0	18,698
<b>Sept. 20</b>	<b>Detroit</b>	<b>W</b>	<b>13-0</b>	<b>14,742</b>
<b>Oct. 4</b>	<b>Green Bay</b>	<b>L</b>	<b>13-17</b>	<b>25,000</b>
Oct. 11	At Chicago Bears	L	14-41	38,500
Oct. 18	At Detroit	W	7-0	14,100
Oct. 25	At Cleveland Rams	L	3-7	7,896
Nov. 1	At Green Bay	L	24-55	15,000
Nov. 8	At Washington	L	0-28	35,425
<b>Nov. 15</b>	<b>Wichita Aero Commanders*</b>	<b>W</b>	<b>35-7</b>	<b>5,000</b>
Nov. 22	At Pittsburgh	L	3-19	20,711
Nov. 29	At N.Y. Giants	L	7-21	20,354
<b>Dec. 6</b>	<b>Chicago Bears</b>	<b>L</b>	<b>7-21</b>	<b>8,251</b>

Home: 1-2 (52,993). Away: 2-6 (170,684). 143-232

\*Non-league game

## 1943 (0-10)

### HEAD COACH PHIL HANDLER

Sept. 19	At Detroit	L	14-35	23,408
<b>Sept. 26</b>	<b>Washington (Buffalo)*</b>	<b>L</b>	<b>21-43</b>	<b>20,707</b>
<b>Oct. 3</b>	<b>Green Bay</b>	<b>L</b>	<b>7-28</b>	<b>15,563</b>
<b>Oct. 10</b>	<b>Chicago Bears</b>	<b>L</b>	<b>0-20</b>	<b>24,658</b>
<b>Oct. 17</b>	<b>Detroit (Buffalo)</b>	<b>L</b>	<b>0-7</b>	<b>15,072</b>
Oct. 24	At Washington	L	7-13	35,540
Oct. 31	At Phila.-Pitt. Steagles	L	13-34	16,351
Nov. 7	At Brooklyn Dodgers	L	0-7	13,340
Nov. 14	At Green Bay	L	14-35	11,000
Nov. 21	At N.Y. Giants	L	13-24	19,804
<b>Nov. 28</b>	<b>Chicago Bears</b>	<b>L</b>	<b>24-35</b>	<b>17,219</b>

Home: 0-5 (93,219). Away: 0-5 (119,443). 116-281

\*Non-league game

## 1944 (0-10)+

### CO-COACH PHIL HANDLER (CARDINALS)

### CO-COACH WALT KIESLING (STEELERS)

<b>Sept. 12</b>	<b>Philadelphia*</b>	<b>L</b>	<b>0-22</b>	<b>20,000</b>
Sept. 18	Washington* (At Pitt., Pa.)	L	0-3	17,085
Sept. 24	Cleveland Rams (At Pitt., Pa.)	L	28-30	20,968
Oct. 1	N.Y. Giants* (At Pitt., Pa.)	W	17-16	Unknown
Oct. 8	At Green Bay	L	7-34	16,500
Oct. 15	At Chicago Bears	L	7-34	20,940
Oct. 22	At N.Y. Giants	L	0-23	40,734
Oct. 29	At Washington	L	20-42	35,540
Nov. 5	Vs. Detroit (At Pitt., Pa.)	L	0-27	17,743
Nov. 12	At Detroit	L	0-10	13,239
<b>Nov. 19</b>	<b>Cleveland Rams</b>	<b>L</b>	<b>6-33</b>	<b>14,632</b>
<b>Nov. 26</b>	<b>Green Bay</b>	<b>L</b>	<b>20-35</b>	<b>7,158</b>
Dec. 3	Chicago Bears	L	7-49	9,069
	(At Pittsburgh, Pa.)			112-368

Home: 0-6. Away: 0-4.

\*Non-league game

+The Cardinals and Steelers combined teams for the 1944 season as a war-time emergency measure. Coaching duties were divided between the teams' head coaches. Home games were divided between Pittsburgh and Chicago.

## 1945 (1-9)

### HEAD COACH PHIL HANDLER

Sept. 17	Washington* (At Buffalo, N.Y.)	T	7-7	Unknown
Sept. 23	Detroit (At Milwaukee, Wisc.)	L	0-10	5,461
Sept. 30	At Cleveland Rams	L	0-21	10,872
Oct. 7	At Philadelphia	L	6-26	25,581
Oct. 14	At Chicago Bears	W	16-7	20,784
Oct. 21	At Detroit	L	0-26	32,644
Oct. 28	At Green Bay	L	14-33	19,221
Nov. 4	At Washington	L	21-24	35,000
Nov. 11	At Pittsburgh	L	0-23	13,153
<b>Nov. 18</b>	<b>Cleveland Rams</b>	<b>L</b>	<b>21-35</b>	<b>18,000</b>
<b>Dec. 2</b>	<b>Chicago Bears</b>	<b>L</b>	<b>20-28</b>	<b>13,925</b>

Home: 0-2. Away: 1-7. 105-240

\*Non-league game

## 1946 (6-5)

### HEAD COACH JIMMY CONZELMAN

Sept. 20	At Pittsburgh	L	7-14	32,851
<b>Sept. 30</b>	<b>Detroit</b>	<b>W</b>	<b>34-14</b>	<b>26,842</b>
<b>Oct. 6</b>	<b>Chicago Bears</b>	<b>L</b>	<b>17-34</b>	<b>39,263</b>
Oct. 13	At Detroit	W	36-14	23,987
Oct. 20	At N.Y. Giants	L	24-28	50,681
<b>Oct. 27</b>	<b>L.A. Rams</b>	<b>W</b>	<b>34-10</b>	<b>38,180</b>
Nov. 3	At Boston Yanks	W	28-14	10,556
<b>Nov. 10</b>	<b>Green Bay</b>	<b>L</b>	<b>7-19</b>	<b>30,691</b>
Nov. 17	At L.A. Rams	L	14-17	38,271
Nov. 24	At Green Bay	W	24-6	16,150
Dec. 1	At Chicago Bears	W	35-28	47,511

Home: 2-2 (134,976). Away: 4-3 (220,007). 260-198

## 1947 (9-3, NFL Champion)

### HEAD COACH JIMMY CONZELMAN

<b>Sept. 28</b>	<b>Detroit</b>	<b>W</b>	<b>45-21</b>	<b>22,739</b>
<b>Oct. 5</b>	<b>Chicago Bears</b>	<b>W</b>	<b>31-7</b>	<b>51,123</b>
Oct. 12	At Green Bay	W	14-10	25,502
Oct. 19	At L.A. Rams	L	7-27	69,631
<b>Oct. 26</b>	<b>Boston Yankess</b>	<b>W</b>	<b>27-7</b>	<b>22,286</b>
<b>Nov. 2</b>	<b>L.A. Rams</b>	<b>W</b>	<b>17-10</b>	<b>40,575</b>
Nov. 9	At Detroit	W	17-7	27,513
<b>Nov. 16</b>	<b>Green Bay</b>	<b>W</b>	<b>21-20</b>	<b>40,086</b>
Nov. 23	At Washington	L	21-45	35,362
Nov. 30	At N.Y. Giants	L	31-35	28,744
Dec. 7	At Philadelphia	W	45-21	34,432
Dec. 14	At Chicago Bears	W	30-21	48,632

Home: 5-0 (176,809). Away: 4-3 (221,184). 306-231

NFL Championship Game, Comiskey Park, Chicago

Dec. 28	Philadelphia	W	28-21	30,759
---------	--------------	---	-------	--------

## 1948 (11-1)

### HEAD COACH JIMMY CONZELMAN

<b>Sept. 24</b>	<b>Philadelphia</b>	<b>W</b>	<b>21-14</b>	<b>25,875</b>
<b>Oct. 4</b>	<b>Chicago Bears</b>	<b>L</b>	<b>17-28</b>	<b>52,765</b>
Oct. 10	At Green Bay (Milw.)	W	17-7	34,369
Oct. 17	At N.Y. Giants	W	63-35	35,342
<b>Oct. 24</b>	<b>Boston Yanks</b>	<b>W</b>	<b>49-27</b>	<b>23,433</b>
Oct. 31	At L.A. Rams	W	27-22	32,149
<b>Nov. 7</b>	<b>Detroit</b>	<b>W</b>	<b>56-20</b>	<b>24,051</b>
Nov. 14	At Pittsburgh	W	24-7	33,364
<b>Nov. 21</b>	<b>L.A. Rams</b>	<b>W</b>	<b>27-24</b>	<b>29,031</b>
Nov. 25	At Detroit	W	28-14	22,957
<b>Dec. 5</b>	<b>Green Bay</b>	<b>W</b>	<b>42-7</b>	<b>26,072</b>
Dec. 12	At Chicago Bears	W	24-21	51,283

Home: 5-1 (181,227). Away: 6-0 (209,464). 395-226

NFL Championship Game, Shibe Park, Philadelphia

Dec. 19	At Philadelphia	L	0-7	36,309
---------	-----------------	---	-----	--------



## 1949 (6-5-1)

### HEAD COACH BUDDY PARKER HEAD COACH PHIL HANDLER (CO-HEAD COACH FOR FIRST 6 GAMES)

Sept. 26	Washington	W	38-7	24,136
Oct. 2	Chicago Bears	L	7-17	52,867
Oct. 8	At Philadelphia	L	3-28	34,576
Oct. 16	At Green Bay (Milw.)	W	39-17	18,164
Oct. 23	Detroit	L	7-24	23,215
Oct. 30	N.Y. Giants	L	38-41	21,339
Nov. 6	At Detroit	W	42-19	22,479
Nov. 13	At N.Y. Bulldogs	W	65-20	9,072
Nov. 20	L.A. Rams	T	28-28	34,100
Nov. 27	Green Bay	W	41-21	16,787
Dec. 4	At L.A. Rams	W	31-27	74,673
Dec. 11	At Chicago Bears	L	21-52	50,101

Home: 2-3-1 (171,444). Away: 4-2 (209,065). 360-301

## 1950 (5-7)

### HEAD COACH EARL "CURLY" LAMBEAU

Sept. 24	Philadelphia	L	7-45	24,914
Oct. 2	Baltimore	W	55-13	14,439
Oct. 8	At Chicago Bears	L	6-27	48,025
Oct. 15	At Cleveland	L	24-34	33,774
Oct. 22	At Washington	W	38-28	27,856
Oct. 29	N.Y. Giants	W	17-3	23,964
Nov. 5	Cleveland	L	7-10	38,456
Nov. 12	At N.Y. Giants	L	21-51	22,380
Nov. 19	At Philadelphia	W	14-10	28,368
Nov. 23	Pittsburgh	L	17-28	11,622
Dec. 3	Chicago Bears	W	20-10	31,919
Dec. 10	At Pittsburgh	L	7-28	18,301

Home: 3-3 (145,314). Away: 2-4 (178,704). 233-287

## 1951 (3-9)

### HEAD COACH EARL "CURLY" LAMBEAU

Sept. 30	Philadelphia	L	14-17	16,129
Oct. 7	Chicago Bears	W	28-14	33,781
Oct. 14	At N.Y. Giants	L	17-28	28,095
Oct. 21	At Washington	L	3-7	22,960
Oct. 28	Pittsburgh	L	14-28	14,773
Nov. 4	Cleveland	L	17-34	19,742
Nov. 11	At L.A. Rams	L	21-45	29,996
Nov. 18	At San Francisco	W	27-21	19,658
Nov. 25	N.Y. Giants	L	0-10	11,892
Dec. 2	At Cleveland	L	28-49	30,550
Dec. 9	Washington	W	17-20	9,459
Dec. 16	At Chicago Bears	W	24-14	15,085

Home: 1-5 (105,776). Away: 2-4 (146,344). 210-287

## 1952 (4-8)

### HEAD COACH JOE KUCHARICH

Sept. 29	Washington	L	7-23	17,837
Oct. 5	Chicago Bears	W	21-10	34,697
Oct. 12	At Washington	W	17-6	24,600
Oct. 19	At N.Y. Giants	W	24-23	41,182
Oct. 26	Pittsburgh	L	28-34	20,395
Nov. 2	N.Y. Giants	L	6-28	27,195
Nov. 9	At Cleveland	L	13-28	34,097
Nov. 16	At Philadelphia	L	7-10	18,908
Nov. 23	At Pittsburgh	L	14-17	18,330
Nov. 30	Philadelphia	W	28-22	13,577
Dec. 7	Cleveland	L	0-10	24,541
Dec. 14	At Chicago Bears	W	7-10	32,578

Home: 2-4 (138,242). Away: 2-4 (169,695). 172-221

## 1953 (1-10-1)

### HEAD COACH JOE STYDAHAR

Sept. 27	Washington	L	13-24	16,055
Oct. 4	Cleveland	L	7-27	24,374
Oct. 11	At Pittsburgh	L	28-31	25,935
Oct. 18	At N.Y. Giants	L	7-21	30,301
Oct. 25	Philadelphia	L	17-56	22,064
Nov. 1	N.Y. Giants	L	20-23	17,499
Nov. 8	At Washington	L	17-28	19,654
Nov. 15	L.A. Rams	T	24-24	26,674
Nov. 21	At Philadelphia	L	0-38	19,402
Nov. 29	At Cleveland	L	16-27	24,499
Dec. 6	Pittsburgh	L	17-21	14,138
Dec. 13	At Chicago Bears	W	24-17	38,059

Home: 0-5-1 (120,804). Away: 1-5 (157,850). 190-337

## 1954 (2-10)

### HEAD COACH JOE STYDAHAR

Sept. 26	N.Y. Giants	L	10-41	16,780
Oct. 3	Philadelphia	L	16-35	17,084
Oct. 10	At Cleveland	L	7-31	24,101
Oct. 17	At N.Y. Giants	L	17-31	31,256
Oct. 24	Cleveland	L	3-35	23,823
Oct. 31	Pittsburgh	W	17-14	18,765

Nov. 7	At Philadelphia	L	14-30	21,963
Nov. 14	At L.A. Rams	L	17-28	40,739
Nov. 21	Washington	W	38-16	15,619
Nov. 28	At Pittsburgh	L	17-20	14,460
Dec. 5	Chicago Bears	L	7-29	33,594
Dec. 12	At Washington	L	20-37	18,107

Home: 2-4 (125,665). Away: 0-6 (150,626). 183-347

## 1955 (4-7-1)

### HEAD COACH RAY RICHARDS

Sept. 26	At Pittsburgh	L	7-14	26,359
Oct. 2	N.Y. Giants	W	28-17	9,555
Oct. 9	At Washington	W	24-10	26,337
Oct. 16	At N.Y. Giants	L	0-10	7,000
Oct. 23	Philadelphia	T	24-24	24,620
Oct. 30	Cleveland	L	20-26	29,471
Nov. 5	Pittsburgh	W	27-13	23,310
Nov. 13	At Green Bay	L	14-31	20,104
Nov. 20	Washington	L	0-31	16,901
Nov. 27	Chicago Bears	W	53-14	47,314
Dec. 4	At Philadelphia	L	3-27	19,378
Dec. 11	At Cleveland	L	24-35	25,914

Home: 3-2-1 (151,171). Away: 1-5 (125,092). 224-252

## 1956 (7-5)

### HEAD COACH RAY RICHARDS

Sept. 30	Cleveland	W	9-7	20,966
Oct. 7	N.Y. Giants	W	35-27	21,799
Oct. 14	At Washington	W	31-3	25,794
Oct. 21	At Philadelphia	W	20-6	36,545
Oct. 28	Washington	L	14-17	30,553
Nov. 4	Philadelphia	W	28-17	27,609
Nov. 11	At N.Y. Giants	L	10-23	62,410
Nov. 18	At Pittsburgh	L	7-14	24,086
Nov. 25	Pittsburgh	W	38-27	17,724
Dec. 2	Green Bay	L	21-24	22,620
Dec. 9	At Chicago Bears	L	3-10	48,606
Dec. 16	At Cleveland	W	24-7	25,312

Home: 4-2 (141,271). Away: 3-3 (222,753). 240-182

## 1957 (3-9)

### HEAD COACH RAY RICHARDS

Sept. 29	At San Francisco	W	20-10	35,743
Oct. 6	Washington	L	14-37	18,278
Oct. 13	At Pittsburgh	L	20-29	29,446
Oct. 20	At Washington	W	44-14	23,159
Oct. 27	Cleveland	L	7-17	26,341
Nov. 3	Philadelphia	L	21-38	18,718
Nov. 10	At N.Y. Giants	L	14-27	46,402
Nov. 24	N.Y. Giants	L	21-28	19,200
Dec. 1	At Cleveland	L	0-31	40,525
Dec. 8	Chicago Bears	W	6-14	43,735
Dec. 15	At Philadelphia	W	31-27	12,555
Dec. 22	Pittsburgh	L	2-27	10,084

Home: 0-6 (136,356). Away: 3-3 (187,830). 200-299

## 1958 (2-9-1)

### HEAD COACH FRANK "POP" IVY

Sept. 28	At N.Y. Giants (Buffalo)	L	7-37	21,923
Oct. 4	Washington	W	37-10	21,824
Oct. 12	At Cleveland	L	28-35	65,403
Oct. 19	At N.Y. Giants	W	23-6	52,684
Oct. 26	Cleveland	L	24-38	30,933
Nov. 2	Philadelphia	T	21-21	17,486
Nov. 9	At Washington	L	31-45	26,196
Nov. 16	At Philadelphia	L	21-49	18,315
Nov. 23	Pittsburgh	L	20-27	15,946
Nov. 30	L.A. Rams	L	14-20	13,014
Dec. 7	At Chicago Bears	L	14-30	41,617
Dec. 13	At Pittsburgh	L	21-38	16,660

Home: 1-3-1 (99,203). Away: 1-6 (242,798). 261-356

## 1959 (2-10)

### HEAD COACH FRANK "POP" IVY (FINAL SEASON IN CHICAGO)

Sept. 27	Washington	W	49-21	21,892
Oct. 4	Cleveland	L	7-34	19,935
Oct. 11	At Washington	L	14-23	25,937
Oct. 18	At Cleveland	L	7-17	46,422
Oct. 25	Philadelphia (Mpls.)	L	24-28	20,112
Nov. 1	Pittsburgh	W	45-24	23,187
Nov. 8	At N.Y. Giants	L	3-9	56,779
Nov. 15	At Philadelphia	L	17-27	28,887
Nov. 22	N.Y. Giants (Mpls.)	L	20-30	26,625
Nov. 29	Chicago Bears	L	7-31	48,687
Dec. 6	At Detroit	L	21-45	45,811
Dec. 13	At Pittsburgh	L	20-35	19,011

Home: 2-2 (113,701). Home (Neutral): 0-2 (46,737). Away: 0-6 (222,847).

Note: Four Cardinals home games were played at Chicago's Soldier Field and two at Metropolitan Stadium in Minneapolis.



## 1960 (6-5-1)

### HEAD COACH FRANK "POP" IVY (FIRST SEASON IN ST. LOUIS)

Sept. 23	At L.A. Rams	W	43-21	47,448
Oct. 2	N.Y. Giants	L	14-35	26,089
Oct. 9	At Philadelphia	L	27-31	33,701
Oct. 16	At Pittsburgh	L	14-27	22,971
Oct. 23	Dallas	W	12-10	23,128
Oct. 30	At N.Y. Giants	W	20-13	58,516
Nov. 6	Washington	W	44-7	22,458
Nov. 13	At Cleveland	L	27-28	49,192
Nov. 20	At Washington	W	26-14	23,848
Nov. 27	Cleveland	T	17-17	26,146
Dec. 4	Philadelphia	L	6-20	21,358
Dec. 18	Pittsburgh	W	38-7	20,840

Home: 3-2-1 (140,019). Away: 3-3 (235,676). 288-230

### USUAL STARTING LINEUP

Offense	Defense
LE ..... Sonny Randle	LE ..... Leo Sugar
LT ..... Ed Cook	LT ..... Don Owens
LG ..... Mike McGee	RT ..... Frank Fuller
C ..... Don Gillis	RE ..... Luke Owens
RG ..... Ken Gray	LLB ..... John Tracey
RT ..... Tom Day	MLB ..... Dale Meinert
RG ..... Ken Panfil	RLB ..... Bill Koman
TE ..... Hugh McInnis	LCB ..... Joe Driskill
FL ..... Joe Childress	..... Billy Stacy
QB ..... John Roach	RCB ..... Jimmy Hill
RB ..... John David Crow	LS ..... Jerry Norton
FB ..... Mal Hammack	RS ..... Larry Wilson
K ..... Gerry Perry	..... Jimmy Hill
	P ..... Jerry Norton

### TEAM STATISTICS

	Cards	Opp.
Total First Downs.....	229	158
Rushing.....	128	56
Passing.....	88	93
Penalty.....	13	9
Total Net Yards.....	4,167	3,029
Avg. Per Game.....	347.3	252.4
Total Plays.....	838	723
Avg. Per Play.....	5.0	4.2
Net Yards Rushing.....	2,356	1,212
Avg. Per Game.....	196.3	101.0
Total Rushes.....	484	344
Net Yards Passing.....	1,811	1,817
Avg. Per Game.....	150.9	151.4
Yards Lost Att. to Pass.....	179	330
Gross Yards.....	1,990	2,004
Att./Comp./Pct. ....	285/126/44.2	301/156/51.8
Had Intercepted.....	25	21
Punts/Average.....	44/44.7	64/44.2
Net Punting Average.....	38.9	39.9
Penalties/Yards.....	46/456	59/500
Fumbles/Lost.....	43/21	35/23
Touchdowns.....	34	30
Rushing.....	13	8
Passing.....	20	20
Returns.....	1	2

### NOTES

NFL approves Cards' move from Chicago to St. Louis on March 13 ... team plays in 34,000-seat Sportsman's Park ... with no regular practice site, the team practices at an open field at a city park ... running back **John David Crow** breaks **Ollie Matson's** single-season rushing mark with 1,071 yards ... Crow sets franchise single-game mark that stood for 35 years with 203 yards vs. Pittsburgh on Dec. 18 ... Cards lead NFL in rushing with 2,356 yards (196.3 yards per game) and in rushing defense, allowing 1,212 yards (101 yards per game) ... defense also leads league, allowing 252.4 yards per game, 158 first downs, and just 56 first downs rushing ... wide receiver **Sonny Randle** leads NFL with club-record 15 touchdowns receiving on 62 receptions ... little-known Utah halfback **Larry Wilson**, selected in seventh round of draft, converts to safety due to injuries.

## 1961 (7-7-2)

### HEAD COACH FRANK "POP" IVY

Sept. 17	At N.Y. Giants	W	21-10	58,059
Sept. 24	At Cleveland	L	17-20	50,443
Oct. 1	At Philadelphia	W	30-27	59,399
Oct. 8	N.Y. Giants	L	9-24	23,713
Oct. 15	Philadelphia	L	7-20	20,262
Oct. 22	At Washington	W	24-0	28,037
Oct. 29	Cleveland	L	10-21	26,696
Nov. 5	At Dallas	W	31-17	20,500
Nov. 12	Detroit	L	14-45	20,320
Nov. 19	At Baltimore	L	0-16	56,112
Nov. 26	At Pittsburgh	L	27-30	17,090
Dec. 3	Washington	W	38-24	16,204
Dec. 10	Dallas	W	31-13	15,384
Dec. 17	Pittsburgh	W	20-0	16,298

Home: 3-4 (138,877). Away: 4-3 (289,640). 279-267

### USUAL STARTING LINEUP

Offense	Defense
LE ..... Sonny Randle	LE ..... Joe Robb
LT ..... Ed Cook	..... Ed Henke
LG ..... Mike McGee	LT ..... Don Owens
C ..... Don Gillis	RT ..... Frank Fuller
RG ..... Ken Gray	RE ..... Ed Henke
RT ..... Ernie McMillan	..... Luke Owens
..... Gerry Perry	LLB ..... Ted Bates
TE ..... Taz Anderson	MLB ..... Dale Meinert
..... Hugh McInnis	RLB ..... Bill Koman
FL ..... Bobby Joe Conrad	LCB ..... Billy Stacy
..... Billy Stacy	..... Bill West
QB ..... Sam Etcheverry	RCB ..... Jimmy Hill
..... Ralph Guglielmi	LS ..... Jerry Norton
..... Charley Johnson	RS ..... Larry Wilson
RB ..... Prentice Gautt	..... Joe Driskill
..... John David Crow	P ..... Jerry Norton
FB ..... Frank Mestnik	
K ..... Gerry Perry	

### TEAM STATISTICS

	Cards	Opp.
Total First Downs.....	202	215
Rushing.....	83	91
Passing.....	110	112
Penalty.....	9	12
Total Net Yards.....	3,378	3,986
Avg. Per Game.....	241.3	284.7
Total Plays.....	839	971
Avg. Per Play.....	4.0	4.1
Net Yards Rushing.....	1,405	1,676
Avg. Per Game.....	100.4	119.7
Total Rushes.....	386	477
Net Yards Passing.....	1,973	2,310
Avg. Per Game.....	140.9	165.0
Yards Lost Att. to Pass.....	461	334
Gross Yards.....	2,434	2,644
Att./Comp./Pct. ....	351/168/47.9	389/187/48.4
Had Intercepted.....	23	24
Punts/Average.....	85/44.7	67/43.5
Net Punting Average.....	39.6	38.5
Penalties/Yards.....	57/535	59/546
Fumbles/Lost.....	39/18	36/20
Touchdowns.....	37	30
Rushing.....	8	11
Passing.....	21	18
Returns.....	8	1

### NOTES

Cards sign decade-long CFL passing leader **Sam Etcheverry** and trade quarterback **John Roach** for running back **Prentice Gautt** and wide receiver **Taz Anderson** ... Gautt and Anderson enjoy productive Cardinal careers ... Etcheverry, who passed for 30,381 yards and 183 touchdowns in nine seasons for the Montreal Alouettes, hurts his arm in training camp ... coupled with running back **John David Crow's** broken ankle, Cards finish 7-7 ... Head Coach **Frank "Pop" Ivy** resigns with two games remaining ... Cards win both remaining contests as assistants **Chuck Drulis**, **Ray Prochaska**, and **Ray Wilsey** assume coaching reins ... during the season, Drulis and his prize pupil, second-year safety **Larry Wilson**, perfected the safety blitz.





## 1962 (4-9-1)

### HEAD COACH WALLY LEMM

Sept. 16	At Philadelphia	W	27-21	58,910
Sept. 23	At Green Bay	L	0-17	44,885
Sept. 30	At Washington	L	14-24	37,419
Oct. 7	N.Y. Giants	L	14-31	20,327
Oct. 14	Washington	T	17-17	18,104
Oct. 21	Cleveland	L	7-34	23,256
Oct. 28	At Dallas	W	28-24	16,027
Nov. 4	At N.Y. Giants	L	28-31	62,775
Nov. 11	Pittsburgh	L	17-26	20,264
Nov. 18	At Cleveland	L	14-38	41,815
Nov. 25	San Francisco	L	17-24	17,532
Dec. 2	At Pittsburgh	L	7-19	17,265
Dec. 9	Dallas	W	52-20	14,102
Dec. 16	Philadelphia	W	45-35	14,989

Home: 2-4-1 (128,574). Away: 2-5 (279,096). 287-361

### USUAL STARTING LINEUP

Offense	Defense
LE.....Sonny Randle	LE.....Joe Robb
LT.....Ed Cook	DT.....Don Owens
LG.....Mike McGee	DT.....Frank Fuller
C.....Bob DeMarco	RE.....Luke Owens
RG.....Ken Gray	LLB.....Marion Rushing
RT.....Ernie McMillan	MLB.....Garland Boyette
TE.....Taz Anderson	.....Dale Meinert
FL.....Bobby Joe Conrad	RLB.....Bill Koman
QB.....Charley Johnson	LCB.....Billy Stacy
.....Sam Etcheverry	RCB.....Jimmy Hill
RB.....John David Crow	LS.....Norm Beal
.....Mal Hammack	RS.....Larry Wilson
.....Joe Childress	P.....Sam Etcheverry
K.....Gerry Perry	

### TEAM STATISTICS

	Cards	Opp.
Total First Downs.....	268	251
Rushing	109	93
Passing	138	141
Penalty	21	17
Total Net Yards.....	4,798	4,719
Avg. Per Game	342.7	337.1
Total Plays	923	923
Avg. Per Play	5.2	5.1
Net Yards Rushing.....	1,698	1,732
Avg. Per Game	121.3	123.7
Total Rushes	416	452
Net Yards Passing.....	3,100	2,987
Avg. Per Game	221.4	213.4
Yards Lost Att. to Pass	288	315
Gross Yards	3,388	3,302
Att./Comp./Pct.	434/220/51.7	377/196/51.9
Had Intercepted	30	16
Punts/Average.....	59/38.3	61/40.5
Penalties/Yards.....	56/655	63/584
Fumbles/Lost.....	37/21	23/15
Touchdowns.....	39	44
Rushing	20	18
Passing	18	21
Returns	1	5

### NOTES

Violet Wolfner Bidwill, widow of Card owner Charles W. Bidwill, Sr., passes away ... sons Bill and Charles (Stormy) Bidwill become legal owners and retain their titles of president (Stormy) and vice-president (Bill) ... Wally Lemm, a former Cardinal assistant coach, selected head coach ... Charley Johnson, a "future" draft pick in 1960, becomes starting quarterback in the fifth game of the season and sets team records for pass attempts (308), completions (150), and yards (2,440) ... he also sets single-game mark with 386 yards against Philadelphia on Dec. 16 as Cards (589 yards total offense) and Eagles (498 yards) combine for 1,087 total yards, the second-highest total in NFL history ... Bobby Joe Conrad switches from running back to flanker and catches 62 passes to tie a club record set two years earlier by Sonny Randle ... Randle sets pair of team marks with 16 receptions for 256 yards at N.Y. Giants on Nov. 4.

## 1963 (9-5)

### HEAD COACH WALLY LEMM

Sept. 14	At Dallas	W	34-7	36,432
Sept. 22	At Philadelphia	W	28-24	60,671
Sept. 29	At Pittsburgh	L	10-23	28,225
Oct. 6	At Minnesota	W	56-14	30,220
Oct. 13	Pittsburgh	W	24-23	23,715
Oct. 20	Green Bay	L	7-30	32,224
Oct. 27	At Washington	W	21-7	46,921
Nov. 3	N.Y. Giants	L	21-38	29,482
Nov. 10	Washington	W	24-20	18,197
Nov. 17	At Cleveland	W	20-14	75,232
Nov. 24	At N.Y. Giants	W	24-17	62,992
Dec. 1	Cleveland	L	10-24	32,531
Dec. 8	Philadelphia	W	38-14	15,979
Dec. 15	Dallas	L	24-28	12,695

Home: 3-4 (164,823). Away: 6-1 (340,693). 341-283

### USUAL STARTING LINEUP

Offense	Defense
LE.....Sonny Randle	LE.....Joe Robb
LT.....Irv Goode	DT.....Don Owens
LG.....Ed Cook	DT.....Luke Owens
C.....Bob DeMarco	RE.....Don Brumm
RG.....Ken Gray	LLB.....Larry Stallings
RT.....Ernie McMillan	.....Marion Rushing
TE.....Jackie Smith	MLB.....Dale Meinert
.....Taz Anderson	RLB.....Bill Koman
FL.....Bobby Joe Conrad	LCB.....Pat Fischer
QB.....Charley Johnson	RCB.....Jimmy Hill
FB.....Joe Childress	LS.....Jerry Stovall
RB.....Bill Triplett	.....Billy Stacy
K.....Jim Bakken	RS.....Larry Wilson
	P.....Jim Bakken

### TEAM STATISTICS

	Cards	Opp.
Total First Downs.....	254	235
Rushing	105	105
Passing	134	107
Penalty	15	23
Total Net Yards.....	4,870	3,954
Avg. Per Game	347.9	282.4
Total Plays	901	872
Avg. Per Play	5.4	4.5
Net Yards Rushing.....	1,839	1,802
Avg. Per Game	131.4	128.7
Total Rushes	423	461
Net Yards Passing.....	3,031	2,152
Avg. Per Game	216.5	153.7
Sacked/Yards Lost	40/372	41/364
Gross Yards	3,403	2,516
Att./Comp./Pct.	438/228/52.1	370/180/48.6
Had Intercepted	21	18
Punts/Average.....	65/40.7	74/40.1
Penalties/Yards.....	69/692	53/581
Fumbles/Lost.....	29/18	32/18
Touchdowns.....	44	34
Rushing	10	19
Passing	30	13
Returns	4	2

### NOTES

Boostered by an exceptional draft, the Cardinals finish 9-5, their best record since 1948 ... eight draftees—end Don Brumm, line-backer Dave Meggsey, tackle Bob Reynolds, defensive tackle Sam Silas, tight end Jackie Smith, linebacker Larry Stallings, defensive back Jerry Stovall, and running back Bill Thornton—become multi-year starters ... flanker Bobby Joe Conrad catches club-record 73 passes for 967 yards with 10 touchdowns ... quarterback Charley Johnson sets four team single-season passing marks—attempts (423), completions (222), yardage (3,280) and touchdowns (28, still a club record tied by Neil Lomax in 1984) ... ground broken for a multi-purpose stadium in St. Louis.



## 1964 (9-3-2)

### HEAD COACH WALLY LEMM

Sept. 12	At Dallas	W	16-6	36,605
Sept. 20	At Cleveland	T	33-33	76,954
Sept. 27	At San Francisco	W	23-13	30,969
Oct. 4	At Washington	W	23-17	49,219
Oct. 12*	At Baltimore	L	27-47	60,213
Oct. 18	Washington	W	38-24	23,748
Oct. 25	Dallas	L	13-31	28,253
Nov. 1	At N.Y. Giants	L	17-34	63,072
Nov. 8	Pittsburgh	W	34-30	28,245
Nov. 15	N.Y. Giants	T	10-10	29,608
Nov. 22	At Philadelphia	W	38-13	60,671
Nov. 29	At Pittsburgh	W	21-20	27,807
Dec. 6	Cleveland	W	28-19	31,585
Dec. 13	Philadelphia	W	36-34	24,636

Home: 4-4-1 (166,075). Away: 5-2-1 (405,510). 357-331

### Non-Advancing Playoff Bowl between second-place teams

Jan. 3	Vs. Green Bay (At Miami)	W	24-17	56,218
--------	--------------------------	---	-------	--------

\*Scheduling conflict with St. Louis baseball Cardinals' participation in the 1964 World Series moves home game to Baltimore.

## USUAL STARTING LINEUP

Offense	Defense
LE ..... Sonny Randle	LE ..... Joe Robb
LT ..... Billy Gambrell	LT ..... Sam Silas
LG ..... Bob Reynolds	RT ..... Luke Owens
C ..... Bob DeMarco	LLB ..... Larry Stallings
RG ..... Ken Gray	MLB ..... Dale Meinert
RT ..... Ernie McMillan	RLB ..... Bill Koman
TE ..... Taz Anderson	LCB ..... Pat Fischer
FL ..... Bobby Joe Conrad	RCB ..... Jim Burson
QB ..... Charley Johnson	LS ..... Jerry Stovall
RB ..... John David Crow	RS ..... Larry Wilson
Prentice Gault	P ..... Jackie Smith
Joe Childress	
K ..... Jim Bakken	

## TEAM STATISTICS

	Cards	Opp.
<b>Total First Downs</b> .....	<b>275</b>	<b>235</b>
Rushing	95	96
Passing	152	128
Penalty	28	11
<b>Total Net Yards</b> .....	<b>4,517</b>	<b>4,292</b>
Avg. Per Game	322.6	306.6
Total Plays	915	845
Avg. Per Play	4.9	5.1
<b>Net Yards Rushing</b> .....	<b>1,770</b>	<b>1,809</b>
Avg. Per Game	126.4	129.2
Total Rushes	456	414
<b>Net Yards Passing</b> .....	<b>2,747</b>	<b>2,483</b>
Avg. Per Game	196.2	177.4
Sacked/Yards Lost	37/298	42/356
Gross Yards	3,045	2,839
Att./Comp./Pct.	422/223/52.8	390/194/49.7
Had Intercepted	24	25
<b>Punts/Average</b> .....	<b>56/40.9</b>	<b>67/43.5</b>
<b>Penalties/Yards</b> .....	<b>64/579</b>	<b>71/695</b>
<b>Fumbles/Lost</b> .....	<b>29/16</b>	<b>24/14</b>
<b>Touchdowns</b> .....	<b>40</b>	<b>36</b>
Rushing	12	13
Passing	21	21
Returns	7	2

## NOTES

Cards spurn overture from Atlanta to relocate to the South with promise of a new stadium ... Cards improve to 9-3-2 record, second in NFL's Eastern Conference to eventual NFL champion Cleveland's 10-3-1 mark ... Cards gain tie and victory, however, against Browns during regular-season play ... cornerback **Pat Fischer** earns all-pro honors with 10 interceptions, second in the league ... quarterback **Charley Johnson** finishes season throwing a touchdown pass in 11 consecutive games and pushes the streak to 16 straight in 1965 ... Cards defeat Green Bay 24-17 at Miami in non-advancing Playoff Bowl between second-place finishers in each conference ... World Series conflict with baseball Cardinals moves Oct. 12 home game vs. Colts to Baltimore.

## 1965 (5-9)

### HEAD COACH WALLY LEMM

Sept. 19	At Philadelphia	L	27-34	54,260
Sept. 26	At Cleveland	W	49-13	80,161
Oct. 4	Dallas	W	20-13	32,034
Oct. 10	At Washington	W	37-16	50,205
Oct. 17	At Pittsburgh	W	20-7	31,085
Oct. 24	Washington	L	20-24	32,228
Oct. 31	At N.Y. Giants	L	10-14	62,807
Nov. 7	Pittsburgh	W	21-17	31,899
Nov. 14	At Chicago	L	13-34	45,663
Nov. 21	N.Y. Giants	L	15-28	31,704
Nov. 28	Philadelphia	L	24-28	28,706
Dec. 5	L.A. Rams	L	3-27	27,943
Dec. 11	At Dallas	L	13-27	38,499
Dec. 19	Cleveland	L	24-27	29,348

Home: 2-5 (213,862). Away: 3-4 (393,680).

296-309

## USUAL STARTING LINEUP

Offense	Defense
LE ..... Sonny Randle	LE ..... Joe Robb
LT ..... Bob Reynolds	LT ..... Sam Silas
LG ..... Irv Goode	RT ..... Luke Owens
C ..... Bob DeMarco	RE ..... Don Brumm
RG ..... Ken Gray	LLB ..... Larry Stallings
RT ..... Ernie McMillan	MLB ..... Dave Meggsey
TE ..... Jackie Smith	Marion Rushing
FL ..... Bobby Joe Conrad	RLB ..... Dale Meinert
QB ..... Charley Johnson	RCB ..... Bill Koman
RB ..... Bill Triplett	LCB ..... Pat Fischer
Willis Crenshaw	RCB ..... Jim Burson
Joe Childress	LS ..... Jerry Stovall
K ..... Jim Bakken	RS ..... Larry Wilson
	Carl Silvestri
	P ..... Jim Bakken
	Jackie Smith

## TEAM STATISTICS

	Cards	Opp.
<b>Total First Downs</b> .....	<b>251</b>	<b>238</b>
Rushing	90	89
Passing	143	133
Penalty	18	16
<b>Total Net Yards</b> .....	<b>4,562</b>	<b>4,297</b>
Avg. Per Game	325.9	306.9
Total Plays	909	852
Avg. Per Play	5.0	5.0
<b>Net Yards Rushing</b> .....	<b>1,619</b>	<b>1,813</b>
Avg. Per Game	115.6	129.5
Total Rushes	431	433
<b>Net Yards Passing</b> .....	<b>2,943</b>	<b>2,484</b>
Avg. Per Game	210.2	177.4
Sacked/Yards Lost	30/279	39/342
Gross Yards	3,222	2,826
Att./Comp./Pct.	448/221/49.3	380/184/48.4
Had Intercepted	25	17
<b>Punts/Average</b> .....	<b>67/40.4</b>	<b>65/43.3</b>
<b>Penalties/Yards</b> .....	<b>45/458</b>	<b>70/760</b>
<b>Fumbles/Lost</b> .....	<b>15/7</b>	<b>29/15</b>
<b>Touchdowns</b> .....	<b>33</b>	<b>37</b>
Rushing	10	12
Passing	20	24
Returns	3	1

## NOTES

Alabama All-America quarterback **Joe Namath** is Cards' first-round draft pick, but the flashy passer opts to sign with rival AFL's New York Jets ... Cards win four of first five games, but injuries to quarterback **Charley Johnson**, starting running backs **Prentice Gault** and **Joe Childress**, and defensive backs **Larry Wilson** and **Larry Stovall** take a toll and the team slides to 5-9 ... Wilson sets team mark with 96-yard interception return for a touchdown vs. Cleveland on Dec. 19 ... a few weeks earlier, with casts on both hands, Wilson intercepts a **Bill Nelsen** pass against Pittsburgh on Nov. 7 ... **Wally Lemm** announces after the final game he will not return as head coach.



## 1966 (8-5-1)

## HEAD COACH CHARLEY WINNER

Sept. 11	Philadelphia	W	16-13	39,065
Sept. 18	Washington	W	23-7	40,198
Sept. 25	At Cleveland	W	34-28	74,814
Oct. 2	At Philadelphia	W	41-10	59,305
Oct. 9	N.Y. Giants	W	24-19	43,893
Oct. 16	Dallas	T	10-10	50,673
Oct. 23	At Washington	L	20-26	50,154
Oct. 31	Chicago	W	24-17	49,516
Nov. 6	At N.Y. Giants	W	20-17	62,967
Nov. 13	At Pittsburgh	L	9-30	28,552
Nov. 27	Pittsburgh	W	6-3	46,099
Dec. 4	At Dallas	L	17-31	76,965
Dec. 11	At Atlanta	L	10-16	57,169
Dec. 17	Cleveland	L	10-38	47,721

Home: 5-1-1 (317,166). Away: 3-4 (409,926). 264-265

## USUAL STARTING LINEUP

Offense		Defense	
WR	.....Sonny Randle	LE	.....Joe Robb
LT	.....Bob Reynolds	LT	.....Sam Silas
LG	.....Irv Goode	RT	.....Chuck Walker
	Rick Sortun	RE	.....Don Brumm
C	.....Bob DeMarco	LLB	.....Larry Stallings
	Irv Goode	MLB	.....Dale Meinert
RG	.....Ken Gray	RLB	.....Bill Koman
	Rick Sortun	LCB	.....Jim Burson
RT	.....Ernie McMillan		Pat Fischer
TE	.....Jackie Smith	RCB	.....Abe Woodson
FL	.....Bobby Joe Conrad		Jim Burson
QB	.....Charley Johnson	LS	.....Jerry Stovall
	Terry Nofsinger	RS	.....Larry Wilson
RB	.....Johnny Roland	P	.....Jackie Smith
	Prentice Gautt		
FB	.....Willis Crenshaw		
	Prentice Gautt		
K	.....Jim Bakken		

## TEAM STATISTICS

	Cards	Opp.
Total First Downs	.....212	.....209
Rushing	88	68
Passing	108	109
Penalty	16	32
Total Net Yards	.....3,541	.....3,492
Avg. Per Game	252.9	249.4
Total Plays	882	872
Avg. Per Play	4.0	4.0
Net Yards Rushing	.....1,601	.....1,192
Avg. Per Game	114.4	85.1
Total Rushes	458	377
Net Yards Passing	.....1,940	.....2,300
Avg. Per Game	138.6	164.3
Sacked/Yards Lost	38/352	52/433
Gross Yards	2,292	2,733
Att./Comp./Pct.	386/180/46.6	443/187/42.2
Had Intercepted	19	21
Punts/Average	81/35.1	85/41.3
Penalties/Yards	67/586	83/761
Fumbles/Lost	26/18	20/10
Touchdowns	.....28	.....28
Rushing	10	10
Passing	13	16
Returns	5	2

## NOTES

Charley Winner named head coach ... team begins play in newly-opened Busch Memorial Stadium, featuring artificial turf and a seating capacity of 51,392 ... record crowd of 50,673 views 10-10 tie with Dallas on Oct. 16, an attendance mark that would stand for four seasons ... Cards begin season 7-1-1, but another injury to quarterback Charley Johnson, and subsequent injuries to wide receiver Sonny Randle, cornerback Pat Fischer, and offensive linemen Bob DeMarco, Ken Gray, and Irv Goode result in 8-5-1 mark ... safety Larry Wilson leads NFL with 10 interceptions and ties another mark with thefts in seven consecutive games ... Cardinals score just 52 points in final five games ... Cards are victims of Atlanta's first home victory as a new franchise, a 16-10 Falcon win Dec. 11.

## 1967 (6-7-1)

## HEAD COACH CHARLEY WINNER

Sept. 17	N.Y. Giants	L	20-37	40,801
Sept. 24	At Pittsburgh	W	28-14	45,579
Oct. 1	Detroit	W	38-28	43,821
Oct. 8	At Minnesota	W	34-24	40,017
Oct. 15	At Cleveland	L	16-20	77,813
Oct. 22	Philadelphia	W	48-14	46,562
Oct. 30	Green Bay	L	23-31	49,792
Nov. 5	At Washington	W	27-21	50,480
Nov. 12	Pittsburgh	T	14-14	46,994
Nov. 19	At Chicago	L	3-30	47,417
Nov. 23	At Dallas	L	21-46	68,787
Dec. 3	New Orleans	W	31-20	41,171
Dec. 10	Cleveland	L	16-20	47,782
Dec. 17	At N.Y. Giants	L	14-37	62,955

Home: 3-3-1 (316,923). Away: 3-4 (393,048). 333-356

## USUAL STARTING LINEUP

Offense		Defense	
WR	.....Billy Gambrell	LE	.....Joe Robb
LT	.....Bob Reynolds	LT	.....Sam Silas
LG	.....Irv Goode	RT	.....Chuck Walker
C	.....Bob DeMarco	RE	.....Don Brumm
	Ken Gray		Dave Long
RG	.....Ernie McMillan	LLB	.....Larry Stallings
TE	.....Jackie Smith	MLB	.....Dale Meinert
FL	.....Bobby Joe Conrad	RLB	.....Bill Koman
QB	.....Jim Hart	LCB	.....Pat Fischer
RB	.....Johnny Roland	RCB	.....Jim Burson
	Prentice Gautt	LS	.....Jerry Stovall
K	.....Jim Bakken	RS	.....Larry Wilson
		P	.....Chuck Latourette

## TEAM STATISTICS

	Cards	Opp.
Total First Downs	.....248	.....216
Rushing	97	79
Passing	131	117
Penalty	20	20
Total Net Yards	.....4,780	.....4,185
Avg. Per Game	341.4	298.9
Total Plays	927	807
Avg. Per Play	5.2	5.2
Net Yards Rushing	.....1,839	.....1,502
Avg. Per Game	131.4	107.3
Total Rushes	472	410
Net Yards Passing	.....2,941	.....2,683
Avg. Per Game	210.1	191.6
Sacked/Yards Lost	24/229	37/340
Gross Yards	3,170	3,023
Att./Comp./Pct.	431/204/47.3	360/169/46.9
Had Intercepted	35	19
Punts/Average	62/40.8	81/39.0
Penalties/Yards	65/730	89/782
Fumbles/Lost	23/11	19/13
Touchdowns	.....36	.....46
Rushing	15	13
Passing	20	26
Returns	1	7

## NOTES

NFL expands to 16 teams ... Cards join Century Division of the Eastern Conference with Cleveland, New York, and Pittsburgh ... wide receiver Sonny Randle is traded to San Francisco ... quarterback Charley Johnson and linebacker Larry Stallings are inducted into the Army two days before the first preseason game ... kicker Jim Bakken leads NFL with 117 points (most for a kicker) on 27-of-39 field goals and 36-of-36 extra points ... he also sets NFL single-game record with nine field-goal attempts (made seven) vs. Pittsburgh Sept. 24 ... tight end Jackie Smith posts 1,205 receiving yards on 56 receptions for club record and impressive 21.5-yard average per catch ... Cards finish 6-7-1 but witness starting debut of former taxi squad free agent from Southern Illinois, quarterback Jim Hart ... John Omohundro, then an assistant to trainer Jack Rockwell, begins a tenure with the Cards that lasted 41 years.





## 1968 (9-4-1)

### HEAD COACH CHARLEY WINNER

Sept. 16	L.A. Rams	L	13-24	49,757
Sept. 22	At San Francisco	L	17-35	27,557
Sept. 29	At New Orleans	W	21-20	79,021
Oct. 6	Dallas	L	10-27	48,296
Oct. 13	At Cleveland	W	27-21	79,349
Oct. 20	Washington	W	41-14	46,456
Oct. 27	New Orleans	W	31-17	45,476
Nov. 3	At Philadelphia	W	45-17	59,208
Nov. 10	Pittsburgh	T	28-28	45,432
Nov. 17	At Baltimore	L	0-27	60,238
Nov. 24	Atlanta	W	17-12	43,246
Dec. 1	At Pittsburgh	W	20-10	22,682
Dec. 8	At N.Y. Giants	W	28-21	62,709
Dec. 14	Cleveland	W	27-16	39,746

325-289

Home: 4-2-1 (318,409). Away: 5-2 (390,764).

### TEAM STATISTICS

	Cards	Opp.
<b>Total First Downs</b> .....	<b>245</b>	<b>238</b>
Rushing	117	90
Passing	107	131
Penalty	21	17
<b>Total Net Yards</b> .....	<b>4183</b>	<b>4419</b>
Avg. Per Game	298.7	315.6
Total Plays	871	866
Avg. Per Play	4.8	5.1
<b>Net Yards Rushing</b> .....	<b>1996</b>	<b>1558</b>
Avg. Per Game	142.6	111.3
Total Rushes	463	423
<b>Net Yards Passing</b> .....	<b>2187</b>	<b>2861</b>
Avg. Per Game	156.2	204.4
Sacked/Yards Lost	23/202	44/400
Gross Yards	2,389	3,261
Att./Comp./Pct.385/169/43.9		
399/210/52.6		
Had Intercepted	20	13
<b>Punts/Average</b> .....	<b>65/41.6</b>	<b>70/38.1</b>
Penalties/Yards	66/708	71/728
Fumbles/Lost	24/11	19/8
<b>Touchdowns</b> .....	<b>40</b>	<b>35</b>
Rushing	22	10
Passing	16	23
Returns	2	2

### SCORE BY PERIOD

	Q1	Q2	Q3	Q4	OT	Pts.
Team	47	74	83	121	0	325
Opponents	82	60	93	54	0	289

### SCORING

	TD	R	P	R	PAT	FG	S	Pts.
Bakken	0	0	0	0	40/40	15/24	0	85
Crenshaw	7	6	1	0	0/0	0/0	0	42
Shivers	7	4	3	0	0/0	0/0	0	42
Hart	6	6	0	0	0/0	0/0	0	36
Williams	6	0	6	0	0/0	0/0	0	36
Smith	5	3	2	0	0/0	0/0	0	30
Conrad	4	0	4	0	0/0	0/0	0	24
Roland	2	2	0	0	0/0	0/0	0	12
Brumm	*1	0	0	0	0/0	0/0	0	6
Edwards	1	1	0	0	0/0	0/0	0	6
Latourette	1	0	0	1	0/0	0/0	0	6
<b>Team</b>	<b>40</b>	<b>22</b>	<b>16</b>	<b>1</b>	<b>40/40</b>	<b>15/24</b>	<b>0</b>	<b>325</b>
<b>Opponents</b>	<b>35</b>	<b>10</b>	<b>23</b>	<b>2</b>	<b>34/35</b>	<b>15/20</b>	<b>0</b>	<b>289</b>

\*Includes one fumble recovery for touchdown.

### PASSING

	Att.	Comp.	Yds.	Comp. %	Yds./Att.	TD	TD%	Int.	Int. %	Long	Sack/Lost	Rating
Hart	316	140	2,059	44.3	6.52	15	4.7	18	5.7	80t	-/129	58.4
Johnson	67	29	330	43.3	4.93	1	1.5	1	1.5	30	-/64	57.4
Roland	1	0	0	0.0	0.0	0	0.0	0	0.0	0	-/0	39.5
Latourette	1	0	0	0.0	0.0	0	0.0	0	0.0	0	-/0	39.5
<b>Team</b>	<b>385</b>	<b>169</b>	<b>2,389</b>	<b>43.9</b>	<b>6.21</b>	<b>16</b>	<b>4.1</b>	<b>19</b>	<b>4.9</b>	<b>80t</b>	<b>23/202</b>	<b>57.8</b>
<b>Opponents</b>	<b>399</b>	<b>210</b>	<b>3,261</b>	<b>52.6</b>	<b>8.17</b>	<b>23</b>	<b>5.7</b>	<b>13</b>	<b>3.2</b>	<b>85t</b>	<b>44/400</b>	<b>85.6</b>

### RUSHING

	No.	Yds.	Avg.	Long	TD
Crenshaw	203	813	4.0	66t	6
Roland	121	455	3.8	45	2
Edwards	31	214	6.9	42	1
Shivers	44	184	4.2	42t	4
Smith	12	163	13.6	37	3
Lane	23	74	3.2	11	0
Williams	3	47	15.7	43	0
Hart	19	20	1.1	3	6
Latourette	1	15	15.0	15	0
Wilson	1	12	12.0	12	0
Johnson	5	-1	0	2	0
<b>Team</b>	<b>463</b>	<b>1,996</b>	<b>4.3</b>	<b>66t</b>	<b>22</b>
<b>Opponents</b>	<b>423</b>	<b>1,558</b>	<b>3.7</b>	<b>-</b>	<b>10</b>

### RECEIVING

	No.	Yds.	Avg.	Long	TD
Smith	49	789	16.1	65t	2
Williams	43	682	15.9	71t	6
B. Joe Conrad	32	449	14.0	80t	4
Crenshaw	23	232	10.1	42	1
Shivers	9	103	11.4	40t	3
Roland	8	97	12.1	40	0
Daanen	4	35	8.8	15	0
Edwards	1	2	2.0	2	0
<b>Team</b>	<b>169</b>	<b>2,389</b>	<b>14.1</b>	<b>80t</b>	<b>16</b>
<b>Opponents</b>	<b>210</b>	<b>3,261</b>	<b>15.6</b>	<b>-</b>	<b>23</b>

### INTERCEPTIONS

	No.	Yds.	Avg.	Long	TD
Wilson	4	14	3.5	8	0
Sanders	3	6	2.0	6	0
Rivers	2	22	11.0	14	0
Atkins	2	0	0.0	0	0
Clark	1	15	15.0	15	0
Keys	1	8	8.0	8	0
<b>Team</b>	<b>13</b>	<b>65</b>	<b>5.0</b>	<b>15</b>	<b>0</b>
<b>Opponents</b>	<b>20</b>	<b>173</b>	<b>8.7</b>	<b>32</b>	<b>0</b>

### PUNT RETURNS

	Ret.	FC	Yds.	Avg.	Long	TD
Latourette	28	11	*345	12.3	86t	1
Roland	2	9	11	5.5	8	0
Wilson	0	1	0	0.0	0	0
<b>Team</b>	<b>30</b>	<b>21</b>	<b>356</b>	<b>11.9</b>	<b>86t</b>	<b>1</b>
<b>Opponents</b>	<b>36</b>	<b>-</b>	<b>266</b>	<b>7.4</b>	<b>-</b>	<b>1</b>

\*Team record

### KICKOFF RETURNS

	No.	Yds.	Avg.	Long	TD
Latourette	**46**	1,237	26.9	75	0
Crenshaw	6	104	17.3	25	0
Shivers	3	63	21.0	23	0
Long	1	0	0.0	0	0
<b>Team</b>	<b>56</b>	<b>1,404</b>	<b>25.1</b>	<b>75</b>	<b>0</b>
<b>Opponents</b>	<b>56</b>	<b>1,303</b>	<b>23.3</b>	<b>94</b>	<b>-</b>

\*\*NFL and team record

### PUNTING

	No.	Yds.	Avg.	Lg	Blk.
Latourette	65	2,701	41.6	55	0
<b>Team</b>	<b>65</b>	<b>2,701</b>	<b>41.6</b>	<b>55</b>	<b>0</b>
<b>Opponents</b>	<b>70</b>	<b>2,668</b>	<b>38.1</b>	<b>-</b>	<b>-</b>

### FIELD GOALS

	1-19	20-29	30-40	49	50+
Bakken	2-2	7-7	3-6	3-8	0-1
<b>Team</b>	<b>2-2</b>	<b>7-7</b>	<b>3-6</b>	<b>3-8</b>	<b>0-1</b>
<b>Opponents</b>	<b>5-5</b>	<b>4-7</b>	<b>3-10</b>	<b>1-8</b>	<b>2-3</b>

### USUAL STARTING LINEUP

Offense	Defense
<b>WR</b> .....Dave Williams	<b>LE</b> .....Don Brumm
<b>LT</b> .....Bob Reynolds	<b>LT</b> .....Fred Heron
<b>LG</b> .....Irv Goode	<b>RT</b> .....Bob Rowe
<b>C</b> .....Bob DeMarco	<b>RE</b> .....Chuck Walker
<b>RG</b> .....Ken Gray	<b>LLB</b> ...Larry Stallings
<b>RT</b> .....Ernie McMillan	Ernie Clark
<b>TE</b> .....Jackie Smith	<b>MLB</b> .....Jamie Rivers
<b>FL</b> .....Bobby Joe Conrad	Mike Strofolino
<b>QB</b> .....Jim Hart	<b>RLB</b> ...Dave Meggysay
<b>RB</b> .....Johnny Roland	<b>LCB</b> ...Robert Atkins
Willis Crenshaw	<b>RCB</b> .....Lonnie Sanders
<b>K</b> .....Jim Bakken	<b>LS</b> .....Mike Barnes
	Jerry Stovall
	<b>RS</b> .....Larry Wilson
	P...Chuck Latourette

### NOTES

After a 1-3 start, Cards roll to 8-1-1 mark in the final 10 contests to finish 9-4-1 ... punter/defensive back **Chuck Latourette** sets NFL mark with 46 kickoff returns for 1,237 yards ... Cards' 22 rushing touchdowns most since 1949 ... Cards send nine players to the Pro Bowl, including four of the five starting offensive linemen—center **Bob DeMarco**, guards **Irv Goode** and **Ken Gray**, and tackle **Ernie McMillan** ... the fifth lineman—tackle **Bob Reynolds**—is named in '67 and again in '69 ... tight end **Jackie Smith**, in addition to catching 49 passes for a 16.1-yard average, perfects the end-around play, averaging 13.6 yards on 12 carries (163 yards) with three touchdowns (36, 34, 11 yards).

### FINAL NFC CENTURY STANDINGS

Team	W	L	T	Pct.	Pts.	OP
Cleveland	10	4	0	.714	394	273
St. Louis	9	4	1	.692	325	289
New Orleans	4	9	1	.308	246	327
Pittsburgh	2	11	1	.154	244	397



## 1969 (4-9-1)

## HEAD COACH CHARLEY WINNER

Sept. 21 At Dallas	L	3-24	62,134
Sept. 28 Chicago	W	20-17	50,039
Oct. 5 At Pittsburgh	W	27-14	45,011
Oct. 12 At Washington	L	17-33	50,481
Oct. 19 Minnesota	L	10-27	49,430
Oct. 26 At Cleveland	T	21-21	81,186
Nov. 2 New Orleans	L	42-51	46,718
Nov. 9 N.Y. Giants	W	42-17	49,194
Nov. 16 At Detroit	L	0-20	51,749
Nov. 23 Philadelphia	L	30-34	45,512
Nov. 30 Pittsburgh	W	47-10	43,721
Dec. 7 At N.Y. Giants	L	6-49	62,973
Dec. 14 Cleveland	L	21-27	44,924
Dec. 21 At Green Bay	L	28-45	50,861

314-389

Home: 3-4 (329,538), Away: 1-5-1 (404,395).

## TEAM STATISTICS

	Cards	Opp.
Total First Downs.....	224	289
Rushing.....	83	83
Passing.....	125	185
Penalty.....	16	21
Total Net Yards.....	4185	5176
Avg. Per Game.....	298.9	369.7
Total Plays.....	833	936
Avg. Per Play.....	5.0	5.5
Net Yards Rushing.....	1446	1644
Avg. Per Game.....	103.2	117.4
Total Rushes.....	382	438
Net Yards Passing.....	2739	3532
Avg. Per Game.....	195.6	252.2
Sacked/Yards Lost.....	21/201	33/220
Gross Yards.....	2,940	3,752
Att./Comp./Pct.430/216/50.2465/260/55.9		
Had Intercepted.....	25	15
Punts/Average.....	73/37.6	67/40.4
Penalties/Yards.....	72/765	71/773
Fumbles/Lost.....	24/10	19/12
Touchdowns.....	40	48
Rushing.....	17	10
Passing.....	19	38
Returns.....	4	0

## SCORE BY PERIOD

	Q1	Q2	Q3	Q4	OT	Pts.
Team	83	53	49	129	0	314
Opponents	73	106	118	92	0	389

## SCORING

	TD	R	P	R	PAT	FG	S	Pts.
Bakken	0	0	0	0	38/40	12/24	0	74
Gilliam	10	0	9	1	0/0	0/0	0	60
Williams	7	0	7	0	0/0	0/0	0	42
Roland	6	5	1	0	0/0	0/0	0	36
Crenshaw	3	3	0	0	0/0	0/0	0	18
Edwards	3	3	0	0	0/0	0/0	0	18
Shivers	3	2	1	0	0/0	0/0	0	18
Hart	2	2	0	0	0/0	0/0	0	12
Johnson	1	1	0	0	0/0	0/0	0	6
Lane	1	1	0	0	0/0	0/0	0	6
Rowe	1	0	0	1	0/0	0/0	0	6
Smith	1	0	1	0	0/0	0/0	0	6
Stallings	1	0	0	1	0/0	0/0	0	6
Wilson	1	0	0	1	0/0	0/0	0	6
Team	40	17	19	4	38/40	12/24	0	314
Opponents	48	10	38	0	47/48	18/30	0	389

## PASSING

	Att.	Comp.	Yds.	Comp. %	Yds./Att.	TD	TD%	Int.	Int. %	Long	Sack/Lost	Rating
Johnson	260	131	1,847	50.4	7.10	13	5.0	13	5.0	84t	11/101	69.5
Hart	169	84	1,086	49.7	6.43	6	3.5	12	7.1	60t	10/100	52.4
Hill	1	1	7	100.0	7.00	0	0.0	0	0.0	7	0/0	95.8
Team	430	216	2,940	50.2	6.84	19	4.2	25	5.8	84t	21/201	62.2
Opponents	465	260	3,752	55.9	8.07	38	8.2	15	3.2	82t	33/220	96.3

## RUSHING

	No.	Yds.	Avg.	Long	TD
Edwards	107	504	4.7	48	3
Roland	138	498	3.6	21	5
Crenshaw	55	172	3.1	26t	3
Shivers	27	115	4.3	15	2
Lane	25	93	3.7	13	1
Johnson	17	51	3.0	15	1
Hart	7	16	2.3	10	2
Williams	1	1	1.0	1	0
Smith	4	0	0	9	0
Gilliam	1	-4	0	0	0
Team	382	1,446	3.8	48	17
Opponents	438	1,644	3.8	54	10

## RECEIVING

	No.	Yds.	Avg.	Long	TD
Williams	56	702	12.5	61	7
Gilliam	52	997	19.2	84t	9
Smith	43	561	13.1	34	1
Edwards	23	309	13.4	37	0
Roland	12	136	11.3	23	1
Crenshaw	11	94	8.5	31	0
Lane	9	61	6.8	14	0
Shivers	7	61	8.7	26	1
Daanen	2	12	6.0	7	0
Brown	1	7	7.0	7	0
Team	216	2,940	13.6	84t	19
Opponents	260	3,752	13.1	82t	38

## INTERCEPTIONS

	No.	Yds.	Avg.	Long	TD
Atkins	3	74	24.7	42	0
Wehrli	3	44	14.7	44	0
Wright	2	41	20.5	21	0
Rowe	2	19	9.5	18t	1
Wilson	2	15	7.5	15	0
Stovall	1	28	28.0	28	0
Brown	1	21	21.0	21	0
Rosema	1	3	3.0	3	0
Team	15	245	16.3	44	1
Opponents	25	202	8.0	48	0

## PUNT RETURNS

	Ret.	FC	Yds.	Avg.	Long	TD
R. Wehrli	13	4	65	5.0	25	0
J. Roland	10	4	53	5.3	8	0
R. Shivers	9	2	44	4.9	9	0
T. Brown	6	1	39	6.5	35	0
Team	38	11	201	5.3	35	0
Opponents	35	18	158	4.5	30	0

## KICKOFF RETURNS

	No.	Yds.	Avg.	Long	TD
Lane	20	523	26.2	69	0
Brown	15	320	21.3	28	0
Gilliam	11	339	30.8	100t	1
Shivers	10	205	20.5	35	0
Wehrli	1	18	18.0	18	0
Wilson	4	66	16.5	24	0
Crenshaw	4	34	8.5	18	0
Olerich	2	2	2.0	2	0
Team	67	1,507	22.5	100t	1
Opponents	49	1,007	20.5	86	0

## PUNTING

	No.	Yds.	Avg.	Lg	Blk.
Hill	73	2,746	37.6	57	1
Team	73	2,746	37.6	57	1
Opponents	67	2,710	40.4	66	1

## FIELD GOALS

	1-19	20-29	30-39	40-49	50+
Bakken	2-2	4-8	3-4	3-7	0-3
Team	2-2	4-8	3-4	3-7	0-3
Opponents	5-	7-	3-	3-	0-

## USUAL STARTING LINEUP

Offense	Defense
WR.....Dave Williams	LE.....Rolf Krueger
LT.....Bob Reynolds	LT.....Fred Heron
LG.....Irv Goode	RT.....Bob Rowe
C.....Bob DeMarco	RE.....Chuck Walker
RG.....Ken Gray	LLB.....Larry Stallings
RT.....Ernie McMillan	MLB.....Jamie Rivers
TE.....Jackie Smith	.....Chip Healy
WR.....John Gilliam	RLB.....Rocky Rosema
QB.....Charley Johnson	.....Dave Meggsey
.....Jim Hart	LCB.....Roger Wehrli
RB.....Johnny Roland	RCB.....Nate Wright
.....Cid Edwards	.....Robert Atkins
.....Willis Crenshaw	LS.....Jerry Stovall
K.....Jim Bakken	RS.....Larry Wilson
	P.....King Hill

## NOTES

Injuries decimate the team as 11 players undergo surgery ... Cards limp to 4-9-1 mark as offense manages just 193 points, fewest since 1954 (183) ... defense is particularly hobbled by injuries, allowing team-record 389 points that will stand for 15 seasons ... safety Larry Wilson sets team mark with 88-yard fumble return for a touchdown at Green Bay Dec. 21 that stands until 2000 ... Cards and Saints combine for NFL-record 12 touchdown passes in 51-42 New Orleans victory in Busch Stadium Nov. 2 ... the combined 93 points is just 10 shy of the all-time NFL combined single-game scoring mark as quarterbacks Charley Johnson (Cardinals) and Billy Kilmer (Saints) each toss six touchdown passes to set Cards individual and opponent marks.

## FINAL NFC CENTURY STANDINGS

Team	W	L	T	Pct.	Pts.	OP
Cleveland	10	3	1	.769	351	300
N.Y. Giants	6	8	0	.429	264	298
St. Louis	4	9	1	.308	314	389
Pittsburgh	1	13	0	.071	218	404



## 1970 (8-5-1)

### HEAD COACH CHARLEY WINNER

Sept. 18	At L.A. Rams	L	13-34	63,130
Sept. 27	Washington	W	27-17	44,246
Oct. 4	Dallas	W	20-7	50,780
Oct. 11	New Orleans	W	24-17	45,294
Oct. 18	At Philadelphia	W	35-20	59,002
Oct. 25	At N.Y. Giants	L	17-35	62,984
Nov. 1	Houston	W	44-0	47,911
Nov. 8	Boston	W	31-0	46,466
Nov. 16	At Dallas	W	38-0	69,323
Nov. 22	At Kansas City	T	6-6	50,711
Nov. 29	Philadelphia	W	23-14	46,581
Dec. 6	At Detroit	L	3-16	56,362
Dec. 13	N.Y. Giants	L	17-34	50,845
Dec. 20	At Washington	L	27-28	50,415
			325-228	

Home: 6-1 (332,123). Away: 2-4-1 (411,927).

## TEAM STATISTICS

	Cards	Opp.
<b>Total First Downs.....</b>	<b>226</b>	<b>242</b>
Rushing	110	96
Passing	104	116
Penalty	12	30
<b>Total Net Yards.....</b>	<b>4472</b>	<b>3869</b>
Avg. Per Game	319.4	276.3
Total Plays	845	894
Avg. Per Play	5.3	4.3
<b>Net Yards Rushing.....</b>	<b>1998</b>	<b>1762</b>
Avg. Per Game	142.7	125.9
Total Rushes	429	472
<b>Net Yards Passing.....</b>	<b>2474</b>	<b>2107</b>
Avg. Per Game	176.7	150.5
Sacked/Yards Lost	26/216	40/309
Gross Yards	2,690	2,416
Att./Comp./Pct. 390/178/45.6382/183/47.9		
Had Intercepted	19	21
<b>Punts/Average.....</b>	<b>65/40.9</b>	<b>80/40.0</b>
<b>Penalties/Yards.....</b>	<b>84/896</b>	<b>68/659</b>
<b>Fumbles/Lost.....</b>	<b>24/15</b>	<b>20/14</b>
<b>Touchdowns.....</b>	<b>38</b>	<b>27</b>
Rushing	18	10
Passing	16	16
Returns	4	1

## SCORE BY PERIOD

	Q1	Q2	Q3	Q4	OT	Pts.
Team	56	91	77	101	0	325
Opponents	58	71	23	76	0	228

## SCORING

	TD	R	P	R	PAT	FG	S	Pts.
Bakken	0	0	0	0	37/3820	32/0	97	
Lane	13	11	2	0	0/0	0/0	0	78
Gilliam	6	1	5	0	0/0	0/0	0	36
Roland	5	3	1	1	0/0	0/0	0	30
Smith	4	0	4	0	0/0	0/0	0	24
Williams	3	0	3	0	0/0	0/0	0	18
Edwards	2	1	1	0	0/0	0/0	0	12
Shivers	2	2	0	0	0/0	0/0	0	12
Farr	1	0	0	1	0/0	0/0	0	6
Latourette	1	0	0	1	0/0	0/0	0	6
Parish	1	0	0	1	0/0	0/0	0	6
<b>Team</b>	<b>38</b>	<b>18</b>	<b>16</b>	<b>4</b>	<b>37/3820</b>	<b>32/0</b>	<b>235</b>	
<b>Opponents</b>	<b>27</b>	<b>10</b>	<b>16</b>	<b>1</b>	<b>27/2713</b>	<b>26/0</b>	<b>228</b>	

## PASSING

	Att.	Comp.	Yds.	Comp. %	Yds./Att.	TD	TD%	Int.	Int. %	Long	Sack/Lost	Rating
Hart	373	171	2,576	45.8	6.90	14	3.7	18	4.8	79	26/216	61.1
Beathard	17	7	114	41.2	6.71	2	1.2	1	5.9	58t	0/0	43.8
<b>Team</b>	<b>390</b>	<b>178</b>	<b>2,690</b>	<b>45.6</b>	<b>6.89</b>	<b>16</b>	<b>4.1</b>	<b>19</b>	<b>4.9</b>	<b>79</b>	<b>26/216</b>	<b>62.0</b>
<b>Opponents</b>	<b>382</b>	<b>183</b>	<b>2,416</b>	<b>47.9</b>	<b>6.33</b>	<b>16</b>	<b>4.2</b>	<b>21</b>	<b>5.5</b>	<b>59</b>	<b>40/309</b>	<b>59.4</b>

## RUSHING

	No.	Yds.	Avg.	Long	TD
Lane	206	977	4.7	75	11
Roland	94	392	4.2	20	3
Edwards	70	350	5.0	22	1
Shivers	24	98	4.1	29t	2
Gilliam	5	68	13.6	48t	1
Smith	5	43	8.6	26	0
Latourette	2	38	19.0	33	0
Hart	18	18	1.0	4	0
Brown	1	8	8.0	8	0
Pittman	2	4	2.0	2	0
Beathard	2	2	1.0	2	0
<b>Team</b>	<b>429</b>	<b>1,998</b>	<b>4.7</b>	<b>75</b>	<b>18</b>
<b>Opponents</b>	<b>472</b>	<b>1,762</b>	<b>3.8</b>	<b>57t</b>	<b>10</b>

## RECEIVING

	No.	Yds.	Avg.	Long	TD
Gilliam	45	953	21.1	79	5
Smith	37	687	18.6	59t	4
Lane	32	365	11.4	78t	2
Williams	23	364	15.8	58t	3
Edwards	19	150	7.8	39	1
Roland	17	96	5.6	20	1
Shivers	3	44	14.7	22	0
Daanen	2	31	15.5	22	0
<b>Team</b>	<b>178</b>	<b>2,690</b>	<b>15.1</b>	<b>79</b>	<b>16</b>
<b>Opponents</b>	<b>183</b>	<b>2,416</b>	<b>13.2</b>	<b>59</b>	<b>16</b>

## INTERCEPTIONS

	No.	Yds.	Avg.	Long	TD
Wehrli	6	50	8.3	41	0
Wilson	5	72	14.4	22	0
Farr	5	38	7.6	19t	1
Stovall	2	45	22.5	27	0
Parish	1	41	41.0	41t	1
Stallings	1	9	9.0	9	0
Wright	1	0	0.0	0	0
<b>Team</b>	<b>21</b>	<b>255</b>	<b>12.1</b>	<b>41t</b>	<b>2</b>
<b>Opponents</b>	<b>19</b>	<b>276</b>	<b>14.5</b>	<b>59</b>	<b>0</b>

## PUNT RETURNS

	Ret.	FC	Yds.	Avg.	Long	TD
Latourette	30	12	171	5.7	16	0
Roland	10	10	140	14.0	74t	1
Wehrli	1	1	4	4.0	4	0
Brown	0	1	0	0.0	0	0
<b>Team</b>	<b>41</b>	<b>24</b>	<b>315</b>	<b>7.7</b>	<b>74t</b>	<b>1</b>
<b>Opponents</b>	<b>26</b>	<b>20</b>	<b>90</b>	<b>3.5</b>	<b>13</b>	<b>0</b>

## KICKOFF RETURNS

	No.	Yds.	Avg.	Long	TD
Latourette	13	254	19.5	24	0
Pittman	10	237	23.7	32	0
Wright	8	156	19.5	24	0
Gilliam	5	107	21.4	26	0
White	3	65	21.7	28	0
Roland	3	40	13.3	20	0
Shivers	2	35	17.5	19	0
Brown	2	32	16.0	18	0
Wilson	1	0	0.0	0	0
<b>Team</b>	<b>47</b>	<b>926</b>	<b>19.7</b>	<b>32</b>	<b>0</b>
<b>Opponents</b>	<b>54</b>	<b>1,262</b>	<b>23.4</b>	<b>98t</b>	<b>1</b>

## PUNTING

	No.	Yds.	Avg.	Long	Blk.
Latourette	65	2,659	40.9	59	0
<b>Team</b>	<b>65</b>	<b>2,659</b>	<b>40.9</b>	<b>59</b>	<b>0</b>
<b>Opponents</b>	<b>80</b>	<b>3,199</b>	<b>40.0</b>	<b>55</b>	<b>0</b>

## FIELD GOALS

	1-19	20-29	30-39	40-49	50+
Bakken	4-4	3-6	7-7	6-11	0-4
<b>Team</b>	<b>4-4</b>	<b>3-6</b>	<b>7-7</b>	<b>6-11</b>	<b>0-4</b>
<b>Opponents</b>	<b>5-5</b>	<b>3-5</b>	<b>4-8</b>	<b>1-2</b>	<b>0-6</b>

## USUAL STARTING LINEUP

Offense	Defense
WR... Dave Williams	LE... Rolf Krueger
LT... Bob Reynolds	LT... Fred Heron
LG... Irv Goode	RT... Bob Rowe
C... Wayne Mulligan	RE... Chuck Walker
RG... Clyde Williams	Joe Schmiesing
RT... Ernie McMillan	LLB... Larry Stallings
TE... Jackie Smith	MLB... Jamie Rivers
WR... John Gilliam	RLB... Don Parish
QB... Jim Hart	LCB... Miller Farr
RB... Cid Edwards	RCB... Roger Wehrli
Johnny Roland	LS... Jerry Stovall
RB... MacArthur Lane	RS... Larry Wilson
K... Jim Bakken	P... Chuck Latourette

## NOTES

The merger of the NFL and AFL places the Cards in the Eastern Division of the NFC with Dallas, New York Giants, Philadelphia, and Washington ... after a loss in the season-opener, Cards roll to 8-1-1 mark in the next 10 games but falter with three losses to end the season 8-5-1 ... running back **MacArthur Lane** earns Pro Bowl honors and leads NFL rushers with 4.7-yard average per carry and 11 touchdowns ... Cards hand Cowboys surprising 38-0 pasting in Dallas before national television audience on "Monday Night Football" Nov. 16 ... cornerback **Roger Wehrli** begins string of six consecutive Pro Bowl appearances.

## FINAL NFC EAST STANDINGS

Team	W	L	T	Pct.	Pts.	OP
Dallas	10	4	0	.714	299	221
N.Y. Giants	9	5	0	.643	301	270
St. Louis	8	5	1	.615	325	228
Washington	6	8	0	.429	297	314
Philadelphia	3	10	1	.231	241	332





## 1971 (4-9-1)

## HEAD COACH BOB HOLLWAY

Sept. 19	Washington	L	17-24	46,805
Sept. 27	N.Y. Jets	W	17-10	50,358
Oct. 3	N.Y. Giants	L	20-21	49,571
Oct. 10	At Atlanta	W	26-9	58,850
Oct. 17	At Washington	L	0-20	53,041
Oct. 24	San Francisco	L	14-26	50,419
Oct. 31	At Buffalo	W	28-23	40,040
Nov. 7	Dallas	L	13-16	50,486
Nov. 15	At San Diego	L	17-20	46,486
Nov. 21	Philadelphia	L	20-37	48,658
Nov. 28	At N.Y. Giants	W	24-7	62,878
Dec. 5	Green Bay	T	16-16	50,443
Dec. 12	At Philadelphia	L	7-19	65,358
Dec. 18	At Dallas	L	12-31	66,672

231-279

Home: 1-5-1 (346,740). Away: 3-4 (393,325).

## TEAM STATISTICS

	Cards	Opp.
Total First Downs.....	212	244
Rushing	86	109
Passing	109	120
Penalty	17	15
Total Net Yards.....	4001	4365
Avg. Per Game	285.5	311.8
Total Plays	821	881
Avg. Per Play	4.9	5.0
Net Yards Rushing.....	1530	1985
Avg. Per Game	109.3	141.8
Total Rushes	417	486
Net Yards Passing.....	2471	2380
Avg. Per Game	176.5	170.0
Sacked/Yards Lost	19/185	20/166
Gross Yards	2,656	2,546
Att./Comp./Pct.	385/170/44.2	375/212/56.5
Had Intercepted	26	17
Punts/Average.....	61/38.8	58/40.4
Penalties/Yards.....	66/643	79/831
Fumbles/Lost.....	35/20	28/16
Touchdowns.....	24	29
Rushing	8	10
Passing	14	12
Returns	2	7

## SCORE BY PERIOD

	Q1	Q2	Q3	Q4	OT	Pts.
Team	54	89	37	51	0	231
Opponents	61	73	49	96	0	279

## SCORING

	TD	R	P	R	PAT	FG	S	Pts.
Bakken	0	0	0	0	24/24	32/0	87	
Edwards	4	4	0	0	0/0	0/0	24	
Gray	4	0	4	0	0/0	0/0	24	
Smith	4	0	4	0	0/0	0/0	24	
Gilliam	3	0	3	0	0/0	0/0	18	
Lane	3	3	0	0	0/0	0/0	18	
McFarland	2	0	2	0	0/0	0/0	12	
Hoey	1	0	1	0	0/0	0/0	6	
Shivers	1	1	0	0	0/0	0/0	6	
Stallings	1	0	1	0	0/0	0/0	6	
Williams	1	0	1	0	0/0	0/0	6	
Team	24	8	14	2	24/24	32/23	231	
Opponents	29	10	12	7	28/29	25/39	279	

\*Includes safety.

## PASSING

	Att.	Comp.	Yds.	Comp. %	Yds./Att.	TD	TD%	Int.	Int. %	Long	Sack/Lost	Rating
Hart	243	110	1,626	45.2	6.69	8	3.2	14	5.7	57t	13/139	54.5
Beathard	141	60	1,030	42.5	7.30	6	4.2	12	8.5	80t	6/46	46.5
Shivers	1	0	0	0.0	0.00	0	0.0	0	0.0	0	0/0	39.5
Team	385	170	2,656	44.1	6.90	14	3.6	26	6.7	80t	19/185	51.6
Opponents	375	212	2,546	56.5	6.79	12	3.2	17	4.5	69t	20/166	69.4

## RUSHING

	No.	Yds.	Avg.	Long	TD
Lane	150	592	3.9	40t	3
Edwards	108	316	2.9	14	4
Roland	78	278	3.6	16	0
Shivers	55	202	3.7	10	1
Gray	2	56	28.0	38	0
Beathard	4	29	7.3	15	0
Latourette	3	19	6.3	20	0
Gilliam	2	16	8.0	12	0
Smith	1	10	10.0	10	0
Hart	13	9	0.7	3	0
White	1	3	3.0	3	0
Team	417	1,530	3.7	40t	8
Opponents	486	1,985	4.1	53t	10

## RECEIVING

	No.	Yds.	Avg.	Long	TD
Gilliam	42	837	19.9	54	3
Lane	29	298	10.3	34	0
Smith	21	379	18.0	61t	4
Gray	18	534	29.7	80t	4
Roland	15	108	7.2	15	0
Williams	12	182	15.2	37	1
Edwards	12	122	10.2	38	0
Shivers	10	76	7.6	19	0
McFarland	5	54	10.8	21	2
Hyatt	4	58	14.5	30	0
Stegert	1	12	12.0	12	0
Reynolds	1	-4	0	0	0
Team	170	2,656	15.6	80t	14
Opponents	212	2,546	12.0	69t	12

## INTERCEPTIONS

	No.	Yds.	Avg.	Long	TD
Wilson	4	46	11.5	23	0
Thompson	4	45	11.3	25	0
Stovall	2	20	10.0	20	0
Farr	2	13	6.5	13	0
Wehrli	2	11	5.5	6	0
Stallings	1	26	26.0	26t	1
McGill	1	19	19.0	19	0
Hackbart	1	11	11.0	11	0
Team	17	191	11.2	26t	1
Opponents	26	358	13.6	44	0

## PUNT RETURNS

	Ret.	FC	Yds.	Avg.	Long	TD
Wehrli	9	3	84	9.3	34	0
Willingham	10	9	84	8.4	19	0
Thompson	5	1	27	5.4	11	0
Roland	3	3	10	3.3	8	0
Gilliam	1	0	21	21.0	21	0
Stallings	1	0	8	8.0	8	0
Dickson	1	0	0	0.0	0	0
Team	30	16	234	7.8	34	0
Opponents	24	21	160	6.7	61t	1

## KICKOFF RETURNS

	No.	Yds.	Avg.	Long	TD
Gray	30	740	24.7	65	0
Hoey	9	251	27.9	103t	1
Thompson	7	182	26.0	45	0
Willingham	6	125	20.8	56	0
Edwards	2	41	20.5	21	0
Roland	2	24	12.0	17	0
Dierdorf	1	0	0	0	0
Stegert	1	0	0	0	0
Team	58	1,363	23.5	103t	1
Opponents	54	1,318	24.4	93t	1

## PUNTING

	No.	Yds.	Avg.	Long	Blk.
Latourette	56	2,157	38.5	55	1
Bakken	5	207	41.4	44	0
Team	61	2,364	38.8	55	1
Opponents	58	2,343	40.4	58	0

## FIELD GOALS

	1-19	20-29	30-39	40-49	50+
Bakken	5-5	8-13	5-6	3-7	0-1
Team	5-5	8-13	5-6	3-7	0-1
Opponents	7-7	12-15	1-4	4-9	1-4

## USUAL STARTING LINEUP

Offense	Defense
WR... Dave Williams	LE... Ron Yankowski
Mel Gray	LT..... Rolf Krueger
LT..... Bob Reynolds	Red Heron
LG..... Ivor Goode	RT..... Bob Rowe
C..... Tom Banks	RE... Joe Schmiesing
Wayne Multigan	Charles Walker
RG... Clyde Williams	LLB... Larry Stallings
Dan Dierdorf	MLB... Jamie Rivers
RT... Ernie McMillan	RLB... Mike McGill
TE... Jackie Smith	Rick Ogle
Jim McFarland	LCB... Miller Farr
WR... John Gilliam	RCB... Roger Wehrli
QB... Jim Hart	Norm Thompson
Pete Beathard	LS... Jerry Stovall
RB... McArthur Lane	Larry Wilson
Johnny Roland	RS... Larry Wilson
Cid Edwards	Roger Wehrli
K... Jim Bakken	P.. Chuck Latourette

## NOTES

**Bob Hollway** named head coach ... Cards draft cornerback **Norm Thompson**, offensive lineman **Dan Dierdorf**, and wide receiver **Mel Gray** ... Thompson will start for seven seasons, Dierdorf becomes six-time Pro Bowler and member of Pro Football Hall of Fame, and Gray logs 12 seasons, highlighted by a stretch of receptions in 121 consecutive games from 1973-82 ... Eagles' kicker **Tom Dempsey** sets then Card opponent record with 54-yard field goal Dec. 12 ... Gray completes rookie season with eye-popping averages of 28 yards on two rushing attempts, 29.7 yards on 18 pass receptions with four touchdowns, and 24.7 yards on 30 kickoff returns.

## FINAL NFC EAST

## STANDINGS

Team	W	L	T	Pct.	Pts.	OP
Dallas	11	3	0	.786	406	222
Washington	9	4	1	.692	276	190
Philadelphia	6	7	1	.462	221	302
St. Louis	4	9	1	.308	231	279
N.Y. Giants	4	10	0	.286	228	362



## 1972 (4-9-1)

### HEAD COACH BOB HOLLWAY

Sept. 17	At Baltimore	W	10-3	53,652
Sept. 24	At Washington	L	10-24	53,039
Oct. 1	Pittsburgh	L	19-25	49,140
Oct. 8	At Minnesota	W	19-17	49,687
Oct. 15	Washington	L	3-33	50,454
Oct. 22	At N.Y. Giants	L	21-27	62,756
Oct. 29	Chicago	L	10-27	50,464
Nov. 5	At Philadelphia	T	6-6	65,720
Nov. 12	At Dallas	L	24-33	65,218
Nov. 19	N.Y. Giants	L	7-13	48,014
Nov. 27	At Miami	L	10-31	80,010
Dec. 3	Dallas	L	6-27	49,878
Dec. 10	L.A. Rams	W	24-24	36,873
Dec. 17	Philadelphia	W	24-23	34,872

193-303

Home: 2-5 (319,695). Away: 2-4-1 (430,082).

## TEAM STATISTICS

	Cards	Opp.
<b>Total First Downs.....</b>	<b>181</b>	<b>276</b>
Rushing	68	119
Passing	102	138
Penalty	11	19
<b>Total Net Yards.....</b>	<b>3267</b>	<b>4739</b>
Avg. Per Game	233.4	338.5
Total Plays	754	935
Avg. Per Play	4.5	5.1
<b>Net Yards Rushing.....</b>	<b>1229</b>	<b>2189</b>
Avg. Per Game	87.8	156.4
Total Rushes	361	548
<b>Net Yards Passing.....</b>	<b>2038</b>	<b>2550</b>
Avg. Per Game	145.6	182.1
Sacked/Yards Lost	30/221	22/183
Gross Yards	2,259	2,733
Att./Comp./Pct.	363/171/47.1365	221/60.6
Had Intercepted	23	11
<b>Punts/Average.....</b>	<b>73/39.3</b>	<b>48/39.4</b>
<b>Penalties/Yards.....</b>	<b>64/582</b>	<b>68/645</b>
<b>Fumbles/Lost.....</b>	<b>43/16</b>	<b>31/16</b>
<b>Touchdowns.....</b>	<b>22</b>	<b>31</b>
Rushing	9	11
Passing	11	15
Returns	2	5

## SCORE BY PERIOD

	Q1	Q2	Q3	Q4	OT	Pts.
Team	20	79	56	38	0	193
Opponents	36	92	75	100	0	303

## SCORING

	TD	R	P	R	PAT	FG	S	Pts.
Bakken	0	0	0	0	19/2214	22/0	61	
Anderson	6	4	2	0	0/0	0/0	0	36
Roland	4	2	2	0	0/0	0/0	0	24
Moore	3	0	3	0	0/0	0/0	0	18
Burns	2	2	0	0	0/0	0/0	0	12
Gillette	2	0	2	0	0/0	0/0	0	12
Smith	2	0	2	0	0/0	0/0	0	12
Thompson	2	0	2	0	0/0	0/0	0	12
Hayden	1	1	0	0	0/0	0/0	0	6
<b>Team</b>	<b>22</b>	<b>9</b>	<b>11</b>	<b>2</b>	<b>19/2214</b>	<b>22/0193</b>		
<b>Opponents</b>	<b>55</b>	<b>31</b>	<b>11</b>	<b>15</b>	<b>31/3128</b>	<b>47/1303</b>		

## PASSING

	Att.	Comp.	Yds.	Comp. %	Yds./Att.	TD	TD%	Int.	Int. %	Long	Sack/Lost	Rating
Cuzzo	158	69	897	43.7	5.67	5	3.1	11	6.9	68t	13/89	43.6
Hart	119	60	857	50.4	7.20	5	4.2	5	4.2	98	7/56	70.5
Galder	79	40	434	50.6	5.49	1	1.2	7	8.8	71	10/76	34.4
Anderson	3	2	71	66.7	23.66	0	0.0	0	0.0	38	0/0	109.7
Wilson	2	0	0	0.0	0.0	0	0.0	0	0.0	0	0/0	39.6
Smith	2	0	0	0.0	0.0	0	0.0	0	0.0	0	0/0	39.6
<b>Team</b>	<b>363</b>	<b>171</b>	<b>2,259</b>	<b>47.1</b>	<b>6.22</b>	<b>11</b>	<b>3.0</b>	<b>23</b>	<b>6.3</b>	<b>98</b>	<b>30/221</b>	<b>51.0</b>
<b>Opponents</b>	<b>365</b>	<b>221</b>	<b>2,733</b>	<b>60.6</b>	<b>7.48</b>	<b>15</b>	<b>4.1</b>	<b>11</b>	<b>3.0</b>	<b>73t</b>	<b>22/18</b>	<b>84.9</b>

## RUSHING

	No.	Yds.	Avg.	Long	TD
Anderson	153	536	3.5	19	4
Roland	105	414	3.9	18	2
Burns	26	69	2.7	16	2
Moore	9	44	4.9	15	0
Baynham	17	43	2.5	11	0
Smith	5	31	6.2	17	0
Galder	9	28	3.1	16	0
Hart	9	17	2.9	8	0
Woodeshick	5	14	2.8	6	0
Shivers	5	12	2.4	9	0
Hayden	8	11	1.4	5	1
Cuzzo	4	7	1.8	9	0
Butler	6	3	0.5	5	0
<b>Team</b>	<b>361</b>	<b>1,229</b>	<b>3.4</b>	<b>19</b>	<b>9</b>
<b>Opponents</b>	<b>548</b>	<b>2,189</b>	<b>3.8</b>	<b>28</b>	<b>11</b>

## RECEIVING

	No.	Yds.	Avg.	Long	TD
Roland	38	321	8.4	27	2
Gillette	33	550	16.7	65t	2
Moore	29	500	17.2	98	3
Anderson	28	298	10.4	56	2
Smith	26	407	15.7	71	2
Burns	6	24	4.0	12	0
Gray	3	62	20.7	33	0
Hyatt	2	32	16.0	25	0
Shivers	1	20	20.0	20	0
Hayden	1	17	17.0	17	0
Baynham	1	10	10.0	10	0
Butler	1	8	8.0	8	0
Wicks	1	8	8.0	8	0
Woodeshick	1	2	2.0	2	0
<b>Team</b>	<b>171</b>	<b>2,259</b>	<b>13.2</b>	<b>98</b>	<b>11</b>
<b>Opponents</b>	<b>221</b>	<b>2,733</b>	<b>12.4</b>	<b>73t</b>	<b>15</b>

## INTERCEPTIONS

	No.	Yds.	Avg.	Long	TD
Wilson	3	35	13.7	24	0
Farr	3	21	7.0	21	0
McGill	2	28	14.0	26	0
Hackbart	1	22	22.0	22	0
Staggs	1	7	7.0	7	0
Thompson	1	5	5.0	5	0
<b>Team</b>	<b>11</b>	<b>118</b>	<b>10.7</b>	<b>26</b>	<b>0</b>
<b>Opponents</b>	<b>23</b>	<b>289</b>	<b>12.6</b>	<b>41</b>	<b>3</b>

## PUNT RETURNS

	Ret.	FC	Yds.	Avg.	Long	TD
Willingham	9	6	41	4.6	13	0
Wehrli	5	6	24	4.8	22	0
Gray	2	3	-4	-2.0	0	0
<b>Team</b>	<b>16</b>	<b>15</b>	<b>61</b>	<b>3.8</b>	<b>22</b>	<b>0</b>
<b>Opponents</b>	<b>37</b>	<b>22</b>	<b>144</b>	<b>3.9</b>	<b>18</b>	<b>0</b>

## KICKOFF RETURNS

	No.	Yds.	Avg.	Long	TD
Moore	20	437	21.9	37	0
Gray	17	378	22.2	29	0
Willingham	9	194	21.6	28	0
Butler	4	85	21.2	27	0
Hyatt	1	41	41.0	41	0
Wehrli	1	10	10.0	10	0
Burns	1	7	7.0	7	0
<b>Team</b>	<b>53</b>	<b>1,152</b>	<b>21.7</b>	<b>41</b>	<b>0</b>
<b>Opponents</b>	<b>40</b>	<b>1,037</b>	<b>25.9</b>	<b>91t</b>	<b>1</b>

## PUNTING

	No.	Yds.	Avg.	Long	Bk.
Anderson	72	2,847	39.5	61	0
Bakken	1	26	26.0	26	0
<b>Team</b>	<b>73</b>	<b>2,873</b>	<b>39.3</b>	<b>61</b>	<b>0</b>
<b>Opponents</b>	<b>48</b>	<b>1,892</b>	<b>39.4</b>	<b>62</b>	<b>2</b>

## FIELD GOALS

	1-19	20-29	30-39	40-49	50+
Bakken	4-5	2-4	2-4	6-9	0-0
<b>Team</b>	<b>4-5</b>	<b>2-4</b>	<b>2-4</b>	<b>6-9</b>	<b>0-0</b>
<b>Opponents</b>	<b>7-8</b>	<b>5-7</b>	<b>9-13</b>	<b>6-12</b>	<b>1-6</b>

## USUAL STARTING LINEUP

Offense	Defense
<b>WR.....</b> Bobby Moore	<b>LE.....</b> Don Brumm
<b>LT.....</b> Dan Dierdorf	<b>LT.....</b> John Richardson
<b>LG.....</b> Conrad Dobler	<b>      </b> Fred Heron
<b>C.....</b> Tom Banks	<b>RT.....</b> Bob Rowe
<b>      </b> Wayne Mulligan	<b>RE.....</b> Ron Yankowski
<b>RG.....</b> Bob Young	<b>      </b> Martin Imhof
<b>RT.....</b> Wayne Mulligan	<b>LLB..</b> Larry Stallings
<b>TE.....</b> Jackie Smith	<b>MLB..</b> Mark Arneson
<b>WR...Walker</b> Gillette	<b>RLB...Terry</b> Miller
<b>QB.....</b> Gary Cuzzo	<b>      </b> Jeff Staggs
<b>      </b> Tim Van Galder	<b>LCB</b> Norm Thompson
<b>      </b> Jim Hart	<b>RCB.....</b> Miller Farr
<b>RB...Donny</b> Anderson	<b>      </b> Eric Washington
<b>      </b> Johnny Roland	<b>LS.....</b> Roger Wehrli
<b>FB.....</b> Leon Burns	<b>RS.....</b> Larry Wilson
<b>K.....</b> Jim Bakken	<b>P.....</b> Donny Anderson

## NOTES

William V. Bidwell gains full ownership of the franchise ... assistant coach **Chuck Drulis** collapses of a heart attack on the team charter airplane returning from a preseason game at Houston ... he is pronounced dead following an emergency landing in Little Rock, Ark. ... safety **Larry Wilson** doubles as player and assistant coach, then two weeks before the end of the season he announces his retirement after 13 seasons ... quarterback **Jim Hart** connects with **Ahmad Rashad** (nee Bobby Moore) for a 98-yard pass play vs. L.A. Rams Dec. 10, the longest non-scoring pass play in NFL history.

## FINAL NFC EAST

### STANDINGS

Team	W	L	T	Pct.	Pts.	OP
Washington	11	3	0	.786	336	218
Dallas*	10	4	0	.714	319	240
N.Y. Giants	8	6	0	.571	331	247
St. Louis	4	9	1	.321	193	303
Philadelphia	2	11	1	.179	145	352

\*Wild card playoff qualifier



## 1973 (4-9-1)

### HEAD COACH DON CORYELL

Sept. 16	At Philadelphia	W	34-23	61,103
Sept. 23	Washington	W	34-27	50,316
Sept. 30	At Dallas	L	10-45	64,729
Oct. 7	Oakland	L	10-17	49,051
Oct. 14	Philadelphia	L	24-27	44,400
Oct. 21	At Washington	L	13-31	54,381
Oct. 28	N.Y. Giants	W	35-27	47,589
Nov. 4	Denver	T	17-17	66,565
Nov. 11	At Green Bay	L	21-25	52,922
Nov. 18	At N.Y. Giants	L	13-24	65,795
Nov. 25	At Cincinnati	L	24-42	50,918
Dec. 2	Detroit	L	16-20	44,982
Dec. 9	At Atlanta	W	32-10	48,030
Dec. 16	Dallas	L	3-30	43,946
286-365				
Home: 2-4-1 (326,849). Away: 2-5 (397,878).				

### TEAM STATISTICS

	Cards	Opp.
Total First Downs.....	238	307
Rushing	96	135
Passing	111	157
Penalty	31	15
Total Net Yards.....	4054	5149
Avg. Per Game	289.6	367.8
Total Plays	837	950
Avg. Per Play	4.8	5.4
Net Yards Rushing.....	1671	2120
Avg. Per Game	170.2	216.4
Total Rushes	416	504
Net Yards Passing.....	2383	3029
Avg. Per Game	170.2	216.4
Sacked/Yards Lost	27/209	29/197
Gross Yards	2,592	3,226
Att./Comp./Pct. 394/210/53.3417/252/60.4		
Had Intercepted	15	10
Punts/Average.....	66/37.5	54/41.4
Penalties/Yards.....	61/594	97/920
Fumbles/Lost.....	37/14	31/17
Touchdowns.....	31	42
Rushing	13	16
Passing	16	23
Returns	2	3

### SCORE BY PERIOD

	Q1	Q2	Q3	Q4	OT	Pts.
Team	65	53	66	102	0	286
Opponents	60	100	58	147	0	365

### SCORING

	TD	R	P	R	PAT	FG	S	Pts.
Bakken	0	0	0	0	31/3123/32	0	100	
Anderson	13	10	3	0	0/0	0/0	0	78
Gray	7	0	7	0	0/0	0/0	0	42
Rashad	3	0	3	0	0/0	0/0	0	18
Shy	2	0	1	1	0/0	0/0	0	12
Metcalf	2	2	0	0	0/0	0/0	0	12
Smith	1	0	1	0	0/0	0/0	0	6
Gillette	1	0	1	0	0/0	0/0	0	6
McFarland	1	0	0	1	0/0	0/0	0	6
Otis	1	1	0	0	0/0	0/0	0	6
Team	31	13	16	2	31/3123/320286			
Opponents	39	16	23	3	41/4223/340365			

### PASSING

	Att.	Comp.	Yds.	Comp. %	Yds./Att.	TD	TD%	Int.	Int. %	Long	Sack/Lost	Rating
Hart	320	178	2,223	55.6	6.95	15	4.7	10	3.1	69t	22/168	80.1
Keithley	73	32	369	43.8	5.05	1	1.4	5	6.8	80t	5/41	36.0
Hammond	1	0	0	0.0	0	0	0.0	0	0.0	0	0/0	39.6
Team	394	210	2,592	53.3	6.58	16	4.1	15	3.8	80t	27/209	71.8
Opponents	417	252	3,226	60.4	7.74	23	5.5	10	2.4	54	29/197	93.0

### RUSHING

	No.	Yds.	Avg.	Long	TD
Anderson	167	679	4.1	54	10
Metcalf	148	628	4.2	50	2
Otis	55	235	4.3	19	1
Shy	16	66	4.1	7	0
Moss	14	41	2.9	13	0
Hammond	4	11	2.7	7	0
Keithley	8	29	3.6	18	0
Hart	3	-3	-1.0	0	0
Smith	1	-14	-14.0	0	0
Team	416	1,671	4.0	54	13
Opponents	504	2,120	4.2	24	16

### RECEIVING

	No.	Yds.	Avg.	Long	TD
Smith	41	600	14.6	42	1
Anderson	41	409	10.0	44	3
Metcalf	37	316	8.5	35	0
Rashad	30	409	13.6	65t	3
Gray	29	513	17.7	80t	7
Gillette	20	244	12.2	48t	1
Hammond	4	39	9.8	23	0
Shy	3	15	5.0	6	1
Otis	2	19	9.5	14	0
McFarland	2	10	5.0	7	0
Maynard	1	18	18.0	18	0
Team	210	2,592	12.3	80t	16
Opponents	252	3,226	12.8	54	23

### INTERCEPTIONS

	No.	Yds.	Avg.	Long	TD
Tolbert	2	34	17.0	26	0
Duren	2	13	6.5	13	0
Arneson	1	13	13.0	13	0
Rivers	1	11	11.0	11	0
Barnes	1	0	0.0	0	0
Detwiler	1	0	0.0	0	0
Stallings	1	0	0.0	0	0
Wehrli	1	0	0.0	0	0
Team	10	71	7.1	26	0
Opponents	15	267	17.8	68t	2

### PUNT RETURNS

	Ret.	FC	Yds.	Avg.	Long	TD
Wehrli	9	7	92	10.2	33	0
Hammond	11	2	80	7.3	51	0
Thompson	6	2	18	3.0	6	0
Belton	1	2	2	2.0	2	0
Team	27	13	192	7.1	51	0
Opponents	23	21	186	8.1	46	0

### KICKOFF RETURNS

	No.	Yds.	Avg.	Long	TD
Shy	16	445	27.8	97t	1
Hammond	12	314	26.2	46	0
Metcalf	4	124	36.3	48	0
Hayden	5	98	19.6	28	0
Belton	3	83	27.7	31	0
Moss	4	78	19.5	21	0
Gray	4	73	18.3	21	0
McFarland	3	57	19.0	19	0
Detwiler	3	55	18.3	20	0
Butz	1	23	23.0	23	0
Owens	1	19	19.0	19	0
Wehrli	2	0	0.0	0	0
Team	58	1,369	23.6	97t	1
Opponents	57	1,350	23.7	97t	1

### PUNTING

	No.	Yds.	Avg.	Long	Blk.
Keithley	66	2,478	37.5	55	1
Team	66	2,478	37.5	55	1
Opponents	54	2,236	41.4	62	1

### FIELD GOALS

	1-19	20-29	30-39	40-49	50+
Bakken	4-4	6-7	10-12	3-8	0-1
Team	4-4	6-7	10-12	3-8	0-1
Opponents	10-10	6-8	6-7	1-6	1-3

### USUAL STARTING LINEUP

Offense	Defense
WR...Ahmad Rashad	LE.....Dave Butz
LT.....Dan Dierdorf	LT...John Richardson
LG.....Tom Banks	Leo Brooks
C...Wayne Mulligan	RT.....Bob Rowe
RG...Conrad Dobler	RE...Ron Yankowski
RT.....Dan Dierdorf	LLB...Larry Stallings
Ernie McMillan	MLB...Mark Arneson
Roger Finnie	RLB...Pete Barnes
TE.....Jackie Smith	LCB...Dwayne Crump
Walker Gillette	Norm Thompson
QB.....Jim Hart	RCB...Roger Wehrli
FS...Clarence Duren	FS...Chuck Detwiler
RB...Donny Anderson	P.....Gary Keithley
K.....Jim Bakken	

### NOTES

Former San Diego State University Head Coach **Don Coryell**, with his fiery disposition and innovative offensive schemes, is named head coach ... he hires **Joe Gibbs** as running backs coach and **Jim Hanifan** as offensive line coach ... running back **Terry Metcalf** is drafted in third round ... **Jim Hart** is named starting quarterback ... despite 4-9-1 record, Card offense improves dramatically, boosting point output from 193 in 1972 to 286, and gains nearly 800 more total yards ... Cards complete only two of 10 passes at Atlanta Dec. 9 for single-game franchise low of nine yards as **Jim Bakken** kicks six field goals in 32-10 win.

### FINAL NFC EAST STANDINGS

Team	W	L	T	Pct.	Pts.	OP
Dallas	10	4	0	.714	382	203
Washington*	10	4	0	.714	325	198
Philadelphia	5	8	1	.393	310	393
St. Louis	4	9	1	.321	286	365
N.Y. Giants	2	11	1	.179	226	362

\*Wild card playoff qualifier





## 1974 (10-4)

### HEAD COACH DON CORYELL

Sept. 15	Philadelphia	W	7-3	40,322
Sept. 22	At Washington	W	17-10	53,381
Sept. 29	Cleveland	W	29-7	43,472
Oct. 6	At San Francisco	W	34-9	48,675
Oct. 13	Dallas	W	31-28	49,885
Oct. 20	At Houston	W	31-27	26,371
Oct. 27	Washington	W	23-20	49,410
Nov. 3	At Dallas	L	14-17	64,146
Nov. 11	Minnesota	L	24-28	50,184
Nov. 17	At Philadelphia	W	13-3	61,982
Nov. 24	At N.Y. Giants	W	23-21	49,915
Dec. 1	Kansas City	L	13-17	41,863
Dec. 8	At New Orleans	L	0-14	57,152
Dec. 15	N.Y. Giants	W	26-14	47,414
285-218				
Home: 5-2 (322,549). Away: 5-2 (361,622).				
NFC Divisional Playoff				
Dec. 21	At Minnesota	L	14-30	44,626

## TEAM STATISTICS

	Cards	Opp.
Total First Downs.....	247	249
Rushing	120	108
Passing	117	122
Penalty	10	19
Total Net Yards.....	4314	4251
Avg. Per Game	808.1	303.6
Total Plays	3783	909
Avg. Per Play	4.9	4.7
Net Yards Rushing.....	1956	1888
Avg. Per Game	139.7	134.9
Total Rushes	466	461
Net Yards Passing.....	2358	2363
Avg. Per Game	168.4	168.8
Sacked/Yards Lost	16/134	35/218
Gross Yards	2,492	2,581
Att./Comp./Pct.	391/201/51.1	413/230/55.7
Had Intercepted	8	16
Punts/Average.....	81/38.7	85/39.2
Penalties/Yards.....	77/645	80/654
Fumbles/Lost.....	27/9	24/9
Touchdowns.....	36	27
Rushing	12	15
Passing	20	11
Returns	4	1

## SCORE BY PERIOD

	Q1	Q2	Q3	Q4	OT	Pts.
Team	56	80	100	49	0	285
Opponents	50	58	34	76	0	218

## SCORING

	TD	R	P	R	PAT	FG	S	Pts.
Bakken	0	0	0	0	30	3613	220	69
Metcalf	8	6	1	1	0/0	0/0	0	48
Anderson	6	3	3	0	0/0	0/0	0	36
Gray	6	0	6	0	0/0	0/0	0	36
Thomas	5	0	5	0	0/0	0/0	0	30
Smith	3	0	3	0	0/0	0/0	0	18
Hart	2	2	0	0	0/0	0/0	0	12
Cain	1	0	1	0	0/0	0/0	0	6
Otis	1	1	0	0	0/0	0/0	0	6
Thompson	1	0	0	1	0/0	0/0	0	6
Wehrli	1	0	0	1	0/0	0/0	0	6
Willard	1	0	1	0	0/0	0/0	0	6
Yankowski	1	0	0	1	0/0	0/0	0	6
Team	36	12	20	4	30	3613	220	285
Opponents	26	15	11	1	26	2710	140	218

## PASSING

	Att.	Comp.	Yds.	Comp. %	Yds./Att.	TD	TD%	Int.	Int. %	Long	Sack/Lost	Rating
Hart	388	200	2,411	51.5	6.21	20	5.2	8	2.1	80t	16/134	79.5
Hammond	1	1	81	100.0	81.00	0	0.0	0	0.0	81	0/0	118.8
Metcalf	2	0	0	0	0.0	0	0.0	0	0.0	0	0/0	39.6
Team	391	201	2,492	51.4	6.37	20	5.2	8	2.1	81	16/134	80.1
Opponents	413	230	2,581	55.7	6.25	11	2.7	16	3.9	65	35/218	67.3

## RUSHING

	No.	Yds.	Avg.	Long	TD
Metcalf	152	718	4.7	75t	6
Otis	158	664	4.2	23	1
Anderson	90	316	3.5	16	3
Willard	40	175	4.4	12	0
Belton	12	49	4.1	10	0
Hart	10	21	2.1	16	2
Moss	4	13	3.3	5	0
Team	466	1,956	4.2	75t	12
Opponents	461	1,888	4.1	66t	15

## RECEIVING

	No.	Yds.	Avg.	Long	TD
Metcalf	50	377	7.5	22t	1
Gray	39	770	19.7	80t	6
Thomas	34	513	15.1	52t	5
Smith	25	413	16.5	81	3
Otis	19	109	5.7	13	0
Anderson	15	116	7.7	25	3
Cain	13	152	11.7	40t	1
Willard	4	28	7.0	17	1
Hammond	2	14	7.0	9	0
Team	201	2,492	12.4	81	20
Opponents	230	2,581	11.2	65	11

## INTERCEPTIONS

	No.	Yds.	Avg.	Long	TD
Thompson	6	190	31.7	56t	1
Wehrli	2	54	27.0	53t	1
Duren	2	29	14.5	20	0
Tolbert	2	22	11.0	22	0
Stallings	2	13	6.5	13	0
Reaves	1	54	54.0	54	0
Crump	1	10	10.0	10	0
Team	16	372	23.3	56t	2
Opponents	8	75	9.4	18	0

## PUNT RETURNS

	Ret.	FC	Yds.	Avg.	Long	TD
Metcalf	26	3	340	13.1	43	0
Hammond	17	1	125	7.4	21	0
Wehrli	4	1	39	9.8	32	0
Belton	4	0	8	2.0	6	0
Tolbert	1	0	0	0.0	0	0
Duren	0	3	0	0.0	0	0
Stringer	0	1	0	0.0	0	0
Team	52	9	512	9.8	43	0
Opponents	56	3	518	9.3	98t	1

## KICKOFF RETURNS

	No.	Yds.	Avg.	Long	TD
Metcalf	20	623	31.2	94t	1
Hammond	11	268	24.4	34	0
Moss	8	133	16.6	21	0
Belton	5	111	22.2	30	0
LeVeck	2	32	16.0	20	0
Reaves	1	22	22.0	22	0
Finnie	1	8	8.0	8	0
Cain	1	5	5.0	5	0
Crum	1	1	1.0	1	0
Team	50	1,203	24.1	94t	1
Opponents	54	1,203	22.3	67	0

## PUNTING

	No.	Yds.	Avg.	Long	Blk.
Roberts	81	3,131	38.7	57	0
Team	81	3,131	38.7	57	0
Opponents	85	3,329	39.2	69	0

## FIELD GOALS

	1-19	20-29	30-39	40-49	50+
Bakken	0-0	2-3	5-9	6-10	0-0
Team	0-0	2-3	5-9	6-10	0-0
Opponents	0-0	6-6	1-2	3-5	0-1

## USUAL STARTING LINEUP

Offense	Defense
LE ... Sonny Randle	LE Council Rudolph
WR ... Earl Thomas	LT ... Leo Brooks
LT ... Ernie McMillan	RT ... Bob Rowe
LG ... Bob Young	RE ... Ron Yankowski
RG ... Roger Finnie	MLB ... Larry Stallings
C ... Tom Brahney	LLB ... Mark Ameson
RG ... Conrad Dobler	RLB ... Pete Barnes
RT ... Dan Dierdorf	LCB Norm Thompson
TE ... Jackie Smith	Jim Tolbert
WR ... Mel Gray	RCB ... Roger Wehrli
QB ... Jim Hart	SS ... Ken Reaves
FB ... Jim Otis	FS ... Clarence Duren
RB ... Terry Metcalf	P ... Hal Roberts
K ... Jim Bakken	

## NOTES

Cards win first seven games en route to 10-4 record ... six wins achieved by seven points or less ... capture NFC Eastern Division title on final day of the season with 26-14 win over N.Y. Giants at Busch Stadium Dec. 15 ... Cards lose 30-14 playoff contest at Minnesota Dec. 21, the team's first postseason appearance since 1948 ... quarterback **Jim Hart** is named NFC player-of-the-year, running back **Terry Metcalf** is runner-up to Hart in the poll, and **Don Coryell** is named consensus NFL coach-of-the-year ... offensive line allows NFL-low 16 quarterback sacks ... Hart tosses 20 touchdowns with just eight interceptions in 388 attempts ... Metcalf sets Card record with 2,058 combined yards, including a 4.7-yard rushing average with six touchdowns, 50 pass receptions, and kick-return figures of 31.2 yards on 20 kickoffs and 13.1 yards on 26 punts.

## FINAL NFC EAST STANDINGS

Team	W	L	T	Pct.	Pts.	OP
St. Louis	10	4	0	.714	285	218
Washington*	10	4	0	.714	320	196
Dallas	8	6	0	.571	297	235
Philadelphia	7	7	0	.500	242	217
N.Y. Giants	2	12	0	.143	195	299

\*Wild card playoff qualifier



## 1975 (11-3)

## HEAD COACH DON CORYELL

Sept. 21	Atlanta	W	23-20	42,172
Sept. 28	At Dallas	L	31-37 (OT)	52,417
Oct. 5	N.Y. Giants	W	26-14	44,919
Oct. 13	At Washington	L	17-27	54,693
Oct. 19	Philadelphia	W	31-20	45,242
Oct. 25	At N.Y. Giants	W	20-13	49,598
Nov. 2	New England	W	24-17	45,907
Nov. 9	At Philadelphia	W	24-23	60,277
Nov. 16	Washington	W	20-17 (OT)	49,919
Nov. 23	At N.Y. Jets	W	37-6	53,169
Nov. 27	Buffalo	L	14-32	41,899
Dec. 7	Dallas	W	31-17	49,701
Dec. 14	At Chicago	W	34-20	35,052
Dec. 21	At Detroit	W	24-13	64,656
356-276				

Home: 6-1 (319,759). Away: 5-2 (369,862).

## NFC Divisional Playoff

Dec. 27 At L.A. Rams L 23-35 72,650

## TEAM STATISTICS

	Cards	Opp.
Total First Downs.....	276	284
Rushing	131	118
Passing	128	142
Penalty	17	24
Total Net Yards.....	4955	4595
Avg. Per Game	353.9	328.2
Total Plays	918	957
Avg. Per Play	5.4	4.8
Net Yards Rushing .....	2402	1925
Avg. Per Game	171.6	137.5
Total Rushes	555	487
Net Yards Passing .....	2553	2670
Avg. Per Game	182.4	190.7
Sacked/Yards Lost	8/66	24/192
Gross Yards	2,619	2,862
Att./Comp./Pct. 355/187/52.7	446/233/52.2	
Had Intercepted	20	22
Punts/Average.....	64/37.7	67/40.1
Penalties/Yards .....	83/730	82/679
Fumbles/Lost .....	33/19	26/15
Touchdowns .....	43	34
Rushing	19	16
Passing	20	16
Returns	4	2

## SCORE BY PERIOD

	Q1	Q2	Q3	Q4	OT	Pts.
Team	96	83	82	92	3	356
Opponents	38	61	79	92	6	276

## SCORING

	TD	R	P	R	PAT	FG	S	Pts.
Bakken	0	0	0	0	40/42	19/24	0	97
Metcalf	13	9	2	2	0/0	0/0	0	78
M Gray	11	0	11	0	0/0	0/0	0	66
Otis	6	5	1	0	0/0	0/0	0	36
Jones	3	2	1	0	0/0	0/0	0	18
Smith	2	0	2	0	0/0	0/0	0	12
Thomas	2	0	2	0	0/0	0/0	0	12
Cain	1	0	1	0	0/0	0/0	0	6
Crump	1	0	1	0	0/0	0/0	0	6
Hart	1	1	0	0	0/0	0/0	0	6
Latin	1	1	0	0	0/0	0/0	0	6
Moss	1	1	0	0	0/0	0/0	0	6
Thompson	1	0	0	1	0/0	0/0	0	6
Wehrli	0	0	0	0	1/1	0/0	0	1
Team	43	19	20	4	41/43	19/24	0	356
Opponents	34	16	16	2	27/33	15/26	0	276

## PASSING

	Att.	Comp.	Yds.	Comp. %	Yds./Att.	TD	TD%	Int.	Int. %	Long	Sack/Lost	Rating
Hart	345	182	2,507	52.8	7.27	19	5.5	19	5.5	80t	6/43	71.8
Shaw	8	4	61	50.0	7.63	0	0.0	1	12.5	21	1/14	36.0
Metcalf	2	1	51	50.0	25.50	1	5.0	0	0.0	51t	0/0	135.4
Bakken	0	0	0	0.0	0.00	0	0.0	0	0.0	0	1/9	0.0
Team	355	187	2,619	52.7	7.38	20	5.6	20	5.6	80t	8/66	72.1
Opponents	446	233	2,862	52.2	6.42	16	3.6	22	4.9	48	24/192	63.9

## SACKS

Rudolph 2.0, Rowe 2.0, Brooks 1.0, Duren 1.0, Reeves 1.0, Crump 1.0  
Team 22.0, Opponents 17.0

## RUSHING

	No.	Yds.	Avg.	Long	TD
Otis	269	1,076	4.0	30	5
Metcalf	165	816	4.9	52t	9
Jones	54	275	5.1	23	2
Latin	35	165	4.7	57t	1
Ashton	10	44	4.4	9	0
Hammond	3	13	4.3	6	0
Moss	4	12	3.0	5t	1
Hart	11	7	0.6	6	1
M. Gray	1	6	6.0	6	0
Shaw	3	-12	-4.0	-2	0
Team	555	2,402	4.3	57t	19
Opponents	487	1,925	4.0	32t	16

## RECEIVING

	No.	Yds.	Avg.	Long	TD
M. Gray	48	926	19.3	74t	11
Metcalf	43	378	8.8	30t	2
Thomas	21	375	17.9	80t	2
Jones	19	194	10.2	21	1
Harris	15	266	17.7	36	0
Smith	13	246	18.9	45	2
Cain	12	134	11.2	18	1
Otis	12	69	5.8	12	1
Latin	2	25	12.5	16	0
Hammond	2	6	3.0	10	0
Team	187	2,619	14.0	80t	20
Opponents	233	2,862	12.3	48	16

## INTERCEPTIONS

	No.	Yds.	Avg.	Long	TD
Thompson	7	141	20.1	61t	1
Wehrli	6	31	5.2	31	0
Reaves	3	7	2.3	9	0
Barnes	2	26	13.0	23	0
Duren	1	23	23.0	23	0
Rudolph	1	18	18.0	18	0
Arneson	1	6	6.0	6	0
Stallings	1	-3	-3.0	-3	0
Team	22	249	11.3	61t	1
Opponents	20	216	10.8	38	0

## PUNT RETURNS

	Ret.	FC	Yds.	Avg.	Long	TD
Metcalf	23	3	285	12.4	69t	1
Hammond	9	2	70	7.8	30	0
M. Gray	7	1	53	7.6	27	0
Wehrli	1	0	2	2.0	2	0
Team	40	6	410	10.3	69t	1
Opponents	34	7	329	9.7	43	0

## KICKOFF RETURNS

	No.	Yds.	Avg.	Long	TD
Metcalf	35	960	27.4	93t	1
Hammond	13	254	19.5	29	0
Smith	1	25	25.0	25	0
Moss	1	21	21.0	21	0
T. Gray	1	20	20.0	20	0
Hartle	1	20	20.0	20	0
Jones	1	18	18.0	18	0
Wehrli	1	10	10.0	10	0
Reaves	1	9	9.0	9	0
Team	55	1,337	24.3	93t	1
Opponents	71	1,609	22.7	97t	1

## PUNTING

	No.	Yds.	Avg.	Long	Bk.
West	64	2,412	37.7	58	1
Team	64	2,412	37.7	58	1
Opponents	67	2,688	40.1	59	0

## FIELD GOALS

	1-19	20-29	30-39	40-49	50+
Bakken	0-0	10-11	5-7	4-6	0-0
Team	0-0	10-11	5-7	4-6	0-0
Opponents	0-0	4-4	5-9	6-9	0-4

## USUAL STARTING LINEUP

Offense	Defense
WR.....Ike Harris	LE.....Bob Bell
LT.....Roger Finnie	LT.....Charlie Davis
LG.....Bob Young	RT.....Bob Rowe
RG.....Tom Banks	RE.....Ron Yankowski
CB.....Conrad Dobler	LLB.....Larry Stallings
RT.....Dan Dierdorf	MLB.....Mark Arneson
TE.....Jackie Smith	RLB.....Pete Barnes
J.V. Cain	LCB.....Norm Thompson
WR.....Mel Gray	RCB.....Roger Wehrli
QB.....Jim Hart	SS.....Ken Reeves
FB.....Jim Otis	FS.....Clarence Duren
RB.....Terry Metcalf	P.....Jeff West
K.....Jim Bakken	

## NOTES

Led by Pro Bowl offensive linemen **Dan Dierdorf**, **Conrad Dobler**, and **Tom Banks**, Cards win a second consecutive NFC Eastern Division title with an 11-3 mark, a franchise best since an 11-1 record by the 1948 team ... fullback **Jim Otis** leads the NFC in rushing with 1,076 yards, running back/kick returner **Terry Metcalf**—a consensus NFL most valuable player—sets league record with 2,462 combined yards, and quarterback **Jim Hart** performs behind an offensive line that ties an NFL record by allowing just eight quarterback sacks ... wide receiver **Mel Gray** catches controversial touchdown pass from Hart with 25 seconds left in regulation, known as the "Phantom Catch," to send game into overtime as Cards win 20-17 over Washington ... Cards travel to Los Angeles to face Rams in playoff contest and lose 35-23 after trailing 28-9 at halftime ... seven offensive players go to the Pro Bowl (Dierdorf, Dobler, Banks, Hart, Metcalf, Gray, and Otis).

## FINAL NFC EAST STANDINGS

Team	W	L	T	Pct.	Pts.	OP
St. Louis	11	3	0	.786	356	276
Dallas*	10	4	0	.714	350	268
Washington	8	6	0	.571	325	276
N.Y. Giants	5	9	0	.357	216	306
Philadelphia	4	10	0	.286	225	302

\*Wild card playoff qualifier



## 1976 (10-4)

### HEAD COACH DON CORYELL

Sept. 12	At Seattle	W	30-24	58,441
Sept. 19	Green Bay	W	29-40	48,842
Sept. 26	At San Diego	L	24-43	40,212
Oct. 3	N.Y. Giants	W	27-21	48,039
Oct. 10	Philadelphia	W	33-14	44,933
Oct. 17	Dallas	W	21-17	50,317
Oct. 25	At Washington	L	10-20	48,325
Oct. 31	San Francisco	W	23-20 (OT)	50,365
Nov. 7	At Philadelphia	W	17-14	60,760
Nov. 14	At L.A.	W	30-28	64,698
Nov. 21	Washington	L	10-16	49,833
Nov. 25	At Dallas	L	14-19	62,498
Dec. 4	Baltimore	W	24-17	48,282
Dec. 12	At N.Y. Giants	W	17-14	60,553
309-267				
Home: 6-1 (340,611). Away: 4-3 (395,487).				

## TEAM STATISTICS

	Cards	Opp.
<b>Total First Downs.....</b>	<b>307</b>	<b>239</b>
Rushing	140	111
Passing	142	105
Penalty	25	23
<b>Total Net Yards.....</b>	<b>5136</b>	<b>4089</b>
Avg. Per Game	366.9	292.1
Total Plays	989	864
Avg. Per Play	5.2	4.7
<b>Net Yards Rushing.....</b>	<b>2301</b>	<b>1979</b>
Avg. Per Game	164.4	141.4
Total Rushes	580	491
<b>Net Yards Passing.....</b>	<b>2835</b>	<b>2110</b>
Avg. Per Game	202.5	150.7
Sacked/Yards Lost	17/132	31/248
Gross Yards	2,967	2,358
Att./Comp./Pct.	392/220/56.1342/176/51.5	
Had Intercepted	13	19
<b>Punts/Average.....</b>	<b>66/35.3</b>	<b>71/38.8</b>
<b>Net Punting Average.....</b>	<b>27.1</b>	<b>31.3</b>
<b>Penalties/Lost.....</b>	<b>84/683</b>	<b>83/698</b>
<b>Fumbles/Lost.....</b>	<b>44/24</b>	<b>32/20</b>
<b>Touchdowns.....</b>	<b>36</b>	<b>34</b>
Rushing	17	19
Passing	18	13
Returns	1	2

## SCORE BY PERIOD

	Q1	Q2	Q3	Q4	OT	Pts.
Team	60	80	75	91	3	309
Opponents	67	70	38	92	0	267

## SCORING

	TD	R	P	R	PAT	FG	S	Pts.
Bakken	0	0	0	0	33/3520	27/0	93	
Jones	9	8	1	0	0/0	0/0	54	
Metcalf	7	3	4	0	0/0	0/0	42	
Gray	5	0	5	0	0/0	0/0	30	
Cain	5	0	5	0	0/0	0/0	30	
Morris	4	3	1	0	0/0	0/0	24	
Otis	2	2	0	0	0/0	0/0	12	
Latin	1	1	0	0	0/0	0/0	6	
Harris	1	0	1	0	0/0	0/0	6	
Tilley	1	0	1	0	0/0	0/0	6	
Sensibaugh	1	0	0	1	0/0	0/0	6	
<b>Team</b>	<b>36</b>	<b>17</b>	<b>18</b>	<b>1</b>	<b>33/3520</b>	<b>27/0309</b>		
<b>Opponents</b>	<b>34</b>	<b>19</b>	<b>13</b>	<b>2</b>	<b>31/3410</b>	<b>20/0267</b>		

## PASSING

	Att.	Comp.	Yds.	Comp. %	Yds./Att.	TD	TD%	Int.	Int. %	Long	Sack/Lost	Rating
Hart	388	218	2,946	56.2	7.59	18	4.6	13	3.4	77t	17/132	81.7
Donckers	1	1	16	100.0	16.00	0	0.0	0	0.0	16	0/0	119.0
Wyche	1	1	5	100.0	5.00	0	0.0	0	0.0	5	0/0	87.5
Metcalf	1	0	0	0.0	0.00	0	0.0	0	0.0	0	0/0	39.6
Wehrli	1	0	0	0.0	0.00	0	0.0	0	0.0	0	0/0	39.6
<b>Team</b>	<b>392</b>	<b>220</b>	<b>2,967</b>	<b>56.1</b>	<b>7.57</b>	<b>18</b>	<b>4.6</b>	<b>13</b>	<b>3.3</b>	<b>77t</b>	<b>17/132</b>	<b>82.0</b>
<b>Opponents</b>	<b>342</b>	<b>176</b>	<b>2,358</b>	<b>51.5</b>	<b>6.89</b>	<b>13</b>	<b>3.8</b>	<b>19</b>	<b>5.6</b>	<b>72t</b>	<b>31/248</b>	<b>63.1</b>

## SACKS

Zook 7.0, Bell 7.0, Dawson 2.0, Arneson 2.0, Kearney 1.0, Yankowski 1.0, White 1.0, Upshaw 1.0.  
Team 22.0, Opponents 17.0

## RUSHING

	No.	Yds.	Avg.	Long	TD
Otis	233	891	3.8	23	2
Metcalf	134	537	4.0	36	3
Jones	113	451	4.0	19	8
Morris	64	292	4.6	27	3
Latin	25	115	4.6	26	0
Wehrli	2	8	4.0	8	0
Hart	8	7	0.9	10	0
Joyce	1	0	0.0	0	0
<b>Team</b>	<b>580</b>	<b>2,301</b>	<b>4.0</b>	<b>36</b>	<b>17</b>
<b>Opponents</b>	<b>491</b>	<b>1,979</b>	<b>4.0</b>	<b>26</b>	<b>19</b>

## RECEIVING

	No.	Yds.	Avg.	Long	TD
Harris	52	782	15.0	40	1
Gray	36	686	19.1	77t	5
Metcalf	33	388	11.8	48t	4
Jones	29	152	5.2	15	1
Tilley	26	407	13.7	45	1
Cain	26	400	15.4	34	5
Morris	8	75	9.4	19	1
Latin	4	35	8.8	15	0
Smith	3	22	7.3	16	0
Otis	2	15	7.5	8	0
Hammond	1	5	5.0	5	0
<b>Team</b>	<b>220</b>	<b>2,967</b>	<b>13.5</b>	<b>77t</b>	<b>18</b>
<b>Opponents</b>	<b>176</b>	<b>2,358</b>	<b>13.4</b>	<b>72t</b>	<b>13</b>

## INTERCEPTIONS

	No.	Yds.	Avg.	Long	TD
Thompson	4	83	20.8	38	0
Sensibaugh	4	60	15.0	35t	1
Wehrli	4	31	7.8	26	0
Reaves	2	41	20.5	25	0
White	2	20	10.0	16	0
Duren	1	8	8.0	8	0
Arneson	1	0	0.0	0	0
Kearney	1	0	0.0	0	0
<b>Team</b>	<b>19</b>	<b>243</b>	<b>12.8</b>	<b>38</b>	<b>1</b>
<b>Opponents</b>	<b>13</b>	<b>134</b>	<b>10.3</b>	<b>25</b>	<b>0</b>

## PUNT RETURNS

	Ret.	FC	Yds.	Avg.	Long	TD
Metcalf	17	1	188	11.1	39	0
Tilley	15	0	146	9.7	17	0
Hammond	3	0	16	5.3	8	0
Neils	1	0	0	0.0	0	0
<b>Team</b>	<b>36</b>	<b>1</b>	<b>350</b>	<b>9.7</b>	<b>39</b>	<b>0</b>
<b>Opponents</b>	<b>33</b>	<b>3</b>	<b>304</b>	<b>9.2</b>	<b>71t</b>	<b>1</b>

## KICKOFF RETURNS

	No.	Yds.	Avg.	Long	TD
Latin	16	357	22.3	39	0
Metcalf	16	325	20.3	33	0
Morris	9	181	20.1	34	0
Smith	3	63	21.0	35	0
Crump	3	57	19.0	30	0
Hammond	2	36	18.0	21	0
Nelson	1	43	43.0	43	0
McGraw	1	13	13.0	13	0
Okoniewski	1	12	12.0	12	0
Oates	1	12	12.0	12	0
Severson	1	3	3.0	3	0
<b>Team</b>	<b>54</b>	<b>1,102</b>	<b>20.4</b>	<b>43</b>	<b>0</b>
<b>Opponents</b>	<b>66</b>	<b>1,623</b>	<b>24.6</b>	<b>90t</b>	<b>1</b>

## PUNTING

	No.	Yds.	Avg.	TD	In20	Lg	Blk.
Joyce	64	2,331	36.4	12	12	54	0
<b>Team</b>	<b>66</b>	<b>2,331</b>	<b>35.3</b>	<b>12</b>	<b>12</b>	<b>54</b>	<b>0</b>
<b>Opponents</b>	<b>71</b>	<b>2,754</b>	<b>38.8</b>	<b>9</b>	<b>25</b>	<b>60</b>	<b>0</b>

## FIELD GOALS

	1-19	20-29	30-39	40-49	50+
Bakken	0-0	10-11	6-8	4-8	0-0
<b>Team</b>	<b>0-0</b>	<b>10-11</b>	<b>6-8</b>	<b>4-8</b>	<b>0-0</b>
<b>Opponents</b>	<b>0-0</b>	<b>3-6</b>	<b>4-7</b>	<b>3-7</b>	<b>0-0</b>

## USUAL STARTING LINEUP

Offense	Defense
WR.....Ike Harris	LE.....John Zook
LT.....Roger Finnie	LT.....Charlie Davis
LG.....Bob Young	RT.....Mike Dawson
C.....Tom Banks	RE.....Bob Bell
RG.....Conrad Dobler	Ron Yankowski
RT.....Dan Dierdorf	LLB.....Larry Stallings
TE.....J.V. Cain	MLB.....Tim Kearney
WR.....Mel Gray	RLB.....Mark Arneson
QB.....Jim Hart	LCB.....Norm Thompson
RB.....Terry Metcalf	RCB.....Roger Wehrli
FB.....Jim Otis	SS.....Ken Reaves
K.....Jim Bakken	FS.....Mike Sensibaugh
	P.....Terry Joyce

## NOTES

Despite 10-4 record (6-1 at home), Cards lose tie-breaker with Washington and fail to qualify for playoffs ... Cards defeat N.Y. Giants to stay alive in playoff race, needing the division-leading Cowboys to defeat Washington at Dallas later that day ... but the Redskins win 27-14 and Cards became first team in seven-year history of the NFL to go 10-4 and not gain a post-season berth ... eight Card victories by seven points or less earn "Cardiac Cards" moniker ... Cardinals and Chargers play preseason game in Tokyo, Japan, the first NFL game played outside North America ... Cards set NFL record with eight lost fumbles at Washington Oct. 25.

## FINAL NFC EAST

### STANDINGS

Team	W	L	T	Pct.	Pts.	OP
Dallas	11	3	0	.786	296	194
Washington*	10	4	0	.714	291	217
St. Louis	10	4	0	.714	309	267
Philadelphia	4	10	0	.286	165	286
N.Y. Giants	3	11	0	.214	170	250

\*Wild card playoff qualifier





## 1977 (7-7)

### HEAD COACH DON CORYELL

Sept. 18	At Denver	L	0-7	75,002
Sept. 25	Chicago	W	16-13	49,878
Oct. 2	At Wash.	L	14-24	55,031
Oct. 9	Dallas	L	24-30	50,129
Oct. 16	At Phila.	W	21-17	64,535
Oct. 23	New Orleans	W	49-31	48,417
Oct. 31	N.Y. Giants	W	28-0	50,323
Nov. 6	At Minnesota	W	27-7	47,066
Nov. 14	At Dallas	W	24-17	63,038
Nov. 20	Philadelphia	W	21-16	48,768
Nov. 24	Miami	L	14-55	50,269
Dec. 4	At N.Y. Giants	L	7-27	71,826
Dec. 10	Washington	L	20-26	36,067
Dec. 18	At Tampa Bay	L	7-17	56,922
				272-287

Home: 4-3 (333,851). Away: 3-4 (433,420).

## TEAM STATISTICS

	Cards	Opp.
<b>Total First Downs</b>	<b>247</b>	<b>258</b>
Rushing	114	122
Passing	117	120
Penalty	16	16
<b>Total Net Yards</b>	<b>4532</b>	<b>4504</b>
Avg. Per Game	323.7	321.7
Total Plays	887	915
Avg. Per Play	5.1	4.9
<b>Net Yards Rushing</b>	<b>2042</b>	<b>2237</b>
Avg. Per Game	145.9	159.7
Total Rushes	507	514
<b>Net Yards Passing</b>	<b>2490</b>	<b>2267</b>
Avg. Per Game	177.9	161.9
Sacked/Yards Lost	15/109	25/209
Gross Yards	2,608	2,476
Att./Comp./Pct.366/195/53.3375/198/52.8		
Had Intercepted	21	19
<b>Punts/Average</b>	<b>71/36.7</b>	<b>72.39.5</b>
<b>Penalties/Yards</b>	<b>98/835</b>	<b>83/812</b>
<b>Fumbles/Lost</b>	<b>30/16</b>	<b>19/12</b>
<b>Touchdowns</b>	<b>36</b>	<b>34</b>
Rushing	19	11
Passing	14	22
Returns	3	1

## SCORE BY PERIOD

	Q1	Q2	Q3	Q4	OT	Pts.
Team	44	89	55	84	0	272
Opponents	54	81	73	79	0	287

## SCORING

	TD	R	P	R	PAT	FG	S	Pts.
Morris	9	8	1	0	0/0	0/0	0	54
Metcalfe	6	4	2	0	0/0	0/0	0	36
Gray	5	0	5	0	0/0	0/0	0	30
Harris	3	0	3	0	0/0	0/0	0	18
Jones	3	3	0	0	0/0	0/0	0	18
Cain	2	0	2	0	0/0	0/0	0	12
Latin	2	2	0	0	0/0	0/0	0	12
Otis	2	2	0	0	0/0	0/0	0	12
Davis	1	0	0	1	0/0	0/0	0	6
Dobler	1	0	0	1	0/0	0/0	0	6
Sensibaugh	1	0	0	1	0/0	0/0	0	6
Smith	1	0	1	0	0/0	0/0	0	6
Bakken	0	0	0	0	35/36	7/16	0	56
<b>Team</b>	<b>36</b>	<b>19</b>	<b>14</b>	<b>3</b>	<b>35/36</b>	<b>7/16</b>	<b>0</b>	<b>272</b>
<b>Opponents</b>	<b>33</b>	<b>11</b>	<b>22</b>	<b>1</b>	<b>32/34</b>	<b>17/20</b>	<b>0</b>	<b>287</b>

## PASSING

	Att.	Comp.	Yds.	Comp. %	Yds./Att.	TD	TD%	Int.	Int. %	Long	Sack/Lost	Rating
Hart	355	186	2,542	.524	7.16	13	3.7	20	5.6	69	13/89	64.5
Donckers	5	5	38	1.000	7.60	0	0.0	0	0.0	16	1/11	98.3
Metcalfe	5	3	27	.600	5.40	1	2.0	1	2.0	11	1/9	74.6
Joyce	1	1	1	1.000	1.00	0	0.0	0	0.0	1	0/0	79.2
<b>Team</b>	<b>366</b>	<b>195</b>	<b>2,608</b>	<b>.533</b>	<b>7.13</b>	<b>14</b>	<b>3.8</b>	<b>21</b>	<b>5.8</b>	<b>69</b>	<b>15/109</b>	<b>64.6</b>
<b>Opponents</b>	<b>375</b>	<b>198</b>	<b>2,476</b>	<b>.528</b>	<b>6.60</b>	<b>22</b>	<b>5.9</b>	<b>19</b>	<b>5.1</b>	<b>64</b>	<b>25/209</b>	<b>72.6</b>

## SACKS

Dawson, 8.5, Davis, 6.0, Zook 4.5, Yankowski 4.0, Severson 2.0, Arneson 2.0, Bell 1.0, Bradley 1.0, Matheson 1.0.

Team 30.0, Opponents 15.0

## RUSHING

	No.	Yds.	Avg.	Long	TD
Metcalfe	149	739	5.0	62	4
Morris	165	661	4.0	35	8
Otis	99	334	3.4	25	2
Latin	56	208	3.7	17	2
Jones	24	77	3.2	18	3
Hart	11	18	1.6	13	0
Wehrli	1	19	19.0	19	0
Gray	1	-1	-1.0	-1	0
Joyce	1	-13	-13.0	-13	0
<b>Team</b>	<b>507</b>	<b>2,042</b>	<b>4.0</b>	<b>62</b>	<b>19</b>
<b>Opponents</b>	<b>514</b>	<b>2,237</b>	<b>4.4</b>	<b>62</b>	<b>11</b>

## RECEIVING

	No.	Yds.	Avg.	Long	TD
Harris	40	547	13.7	38	3
Gray	38	782	20.6	69	5
Metcalfe	34	403	11.9	68	2
Cain	25	328	13.1	38	2
Morris	23	222	9.7	34	1
Jones	12	66	5.5	16	0
Latin	9	89	9.9	20	0
Tilley	6	64	10.7	31	0
Smith	5	49	9.8	13	1
Otis	2	18	9.0	9	0
Stone	1	40	40.0	40	0
<b>Team</b>	<b>195</b>	<b>2,608</b>	<b>13.4</b>	<b>69</b>	<b>14</b>
<b>Opponents</b>	<b>198</b>	<b>2,476</b>	<b>12.5</b>	<b>64</b>	<b>22</b>

## INTERCEPTIONS

	No.	Yds.	Avg.	Long	TD
Wehrli	5	44	8.8	41	0
Nelson	4	37	9.3	26	0
Sensibaugh	3	110	36.7	79	1
Reaves	2	17	8.5	10	0
Arneson	2	23	11.5	15	0
Allen	1	22	22.0	22	0
Severson	1	0	0.0	0	0
Kellum	1	14	14.0	14	0
<b>Team</b>	<b>19</b>	<b>267</b>	<b>14.1</b>	<b>79</b>	<b>1</b>
<b>Opponents</b>	<b>21</b>	<b>183</b>	<b>8.7</b>	<b>54</b>	<b>1</b>

## PUNT RETURNS

	Ret.	FC	Yds.	Avg.	Long	TD
Metcalfe	14	0	108	7.7	23	0
Tilley	13	4	111	8.5	21	0
Bradley	11	0	77	7.0	14	0
Nelson	1	0	4	4.0	4	0
Severson	1	0	0	0.0	0	0
<b>Team</b>	<b>40</b>	<b>4</b>	<b>300</b>	<b>7.5</b>	<b>23</b>	<b>0</b>
<b>Opponents</b>	<b>33</b>	<b>11</b>	<b>157</b>	<b>4.8</b>	<b>24</b>	<b>0</b>

## KICKOFF RETURNS

	No.	Yds.	Avg.	Long	TD
Metcalfe	32	772	24.1	51	0
Jones	8	132	16.5	25	0
Nelson	3	68	22.7	36	0
Latin	3	79	26.3	33	0
Morris	2	39	19.5	22	0
Smith	2	25	12.5	15	0
Others	9	156	17.3	28	0
<b>Team</b>	<b>59</b>	<b>1,271</b>	<b>21.5</b>	<b>51</b>	<b>0</b>
<b>Opponents</b>	<b>55</b>	<b>1,104</b>	<b>20.1</b>	<b>35</b>	<b>0</b>

## PUNTING

	No.	Yds.	Avg.	TB	In20	Lg	Blk.
Joyce	22	851	38.7	2	5	58	0
Carrell	49	1,757	35.9	4	11	53	0
Team	71	2,608	36.7	6	16	58	0
Opponents	72	2,843	39.5	4	14	63	0

## FIELD GOALS

	1-19	20-29	30-40	40-49	50+
Bakken	0-0	2-2	3-5	2-8	0-1
<b>Team</b>	<b>0-0</b>	<b>2-2</b>	<b>3-5</b>	<b>2-8</b>	<b>0-1</b>
<b>Opponents</b>	<b>0-0</b>	<b>9-11</b>	<b>3-5</b>	<b>5-9</b>	<b>0-1</b>

## USUAL STARTING LINEUP

Offense	Defense
WR.....Ike Harris	LE.....John Zook
LT.....Roger Fennie	LT.....Charlie Davis
LG.....Bob Young	RT.....Mike Dawson
RG.....Tom Dobler	RE.....Bob Bell
C.....Conrad Bakers	Ron Yankowski
TE.....Dan Dierdorf	LLB.....Larry Stallings
RT.....J.V. Cain	MLB.....Tim Kearney
WR.....Mel Gray	RLB.....Mark Arneson
QB.....Jim Hart	LCB.....Norm Thompson
RB.....Terry Metcalfe	RCB.....Roger Wehrli
FS.....Jim Otis	SS.....Ken Reaves
K.....Jim Bakken	FS..Mike Sensibaugh
	P.....Terry Joyce

## NOTES

Though saddled with a 1-3 start, Head Coach **Don Coryell** rallies his troops to six consecutive victories and a 7-3 record entering the final stretch of the season ... four losses, however, drop the Cards to 7-7 and Coryell abandons the Midwest to join the San Diego Chargers ... QB **Jim Hart** sets club mark with 12 consecutive pass completions vs. Chicago Sept. 25 ... FB **Wayne Morris** rushes for 182 yards on 27 carries on Nov. 6 at Minnesota, the fourth-highest single-game effort in team history ... Cards deal 8-0 Dallas its first defeat of the season, a 24-17 decision in Texas Stadium before a "Monday Night Football" audience Nov. 14 ... Miami quarterback Bob Griese ties Card opponent mark with six touchdown passes in 55-14 Dolphin win Nov. 24.

## FINAL NFC EAST

### STANDINGS

Team	W	L	T	Pct.	Pts.	OP
Dallas#	12	2	0	.857	345	212
Washington	9	5	0	.643	196	189
St. Louis	7	7	0	.500	272	287
Philadelphia	5	9	0	.357	220	207
N.Y. Giants	5	9	0	.357	181	265

#Top NFC playoff seed



## 1978 (6-10)

### HEAD COACH BUD WILKINSON

Sept. 3	At Chicago	L	10-17	52,791
Sept. 10	New England	L	6-16	48,233
Sept. 17	Washington	L	10-28	49,282
Sept. 24	At Dallas	L	12-21	62,760
Oct. 1	At Miami	L	10-24	43,882
Oct. 8	Baltimore	L	17-30	47,479
Oct. 15	Dallas	L	21-24 (OT)	48,991
Oct. 22	At N.Y. Jets	L	10-23	49,244
Oct. 29	At Philadelphia	W	16-10	62,989
Nov. 5	N.Y. Giants	W	20-10	48,820
Nov. 12	At S. F.	W	16-10	33,155
Nov. 19	At Wash.	W	27-17	52,460
Nov. 26	Philadelphia	L	10-14	39,693
Dec. 3	Detroit	W	21-14	39,200
Dec. 10	At N.Y. Giants	L	0-17	52,226
Dec. 17	Atlanta	W	42-21	40,022
248-296				

Home: 3-5 (361,720). Away: 3-5 (409,507).

## TEAM STATISTICS

	Cards	Opp.
<b>Total First Downs.....</b>	<b>281</b>	<b>285</b>
Rushing	103	131
Passing	158	131
Penalty	20	23
<b>Total Net Yards.....</b>	<b>5125</b>	<b>4742</b>
Avg. Per Game	320.3	296.4
Total Plays	1,103	1,054
Avg. Per Play	4.6	4.5
<b>Net Yards Rushing.....</b>	<b>1954</b>	<b>2395</b>
Avg. Per Game	122.1	149.7
Total Rushes	554	588
<b>Net Yards Passing.....</b>	<b>3171</b>	<b>2347</b>
Avg. Per Game	198.2	146.7
Sacked/Yards Lost	22/186	37/290
Gross Yards	3,357	2,641
Att./Comp./Pct. 508/252/49.7428/212/49.5		
Had Intercepted	21	26
<b>Punts/Average.....</b>	<b>101/37.8</b>	<b>93/39.3</b>
<b>Penalties/Yards.....</b>	<b>105/890</b>	<b>96/809</b>
<b>Fumbles/Lost.....</b>	<b>28/14</b>	<b>33/16</b>
<b>Touchdowns.....</b>	<b>31</b>	<b>37</b>
Rushing	14	15
Passing	16	19
Returns	1	3

## SCORE BY PERIOD

	Q1	Q2	Q3	Q4	OT	Pts.
Team	54	110	39	45	0	248
Opponents	53	96	68	76	3	296

## SCORING

	TD	R	P	R	PAT	FG	S	Pts.
Bakken	0	0	0	0	27/3111	220	60	
Otis	8	8	0	0	0/0	0	48	
Chandler	4	0	4	0	0/0	0	24	
Stief	4	0	4	0	0/0	0	24	
Tilley	3	0	3	0	0/0	0	18	
Gray	2	1	1	0	0/0	0	12	
Morris	2	1	1	0	0/0	0	12	
Jones	2	2	0	0	0/0	0	12	
Hart	2	2	0	0	0/0	0	12	
Thaxton	1	0	1	0	0/0	0	8	
Ramson	1	0	1	0	0/0	0	6	
Childs	1	0	1	0	0/0	0	6	
Harrell	1	0	0	1	0/0	0	6	
<b>Team</b>	<b>31</b>	<b>14</b>	<b>16</b>	<b>1</b>	<b>27/3111</b>	<b>221248</b>		
<b>Opponents</b>	<b>34</b>	<b>15</b>	<b>19</b>	<b>3</b>	<b>35/3713</b>	<b>180296</b>		

## PASSING

	Att.	Comp.	Yds.	Comp. %	Yds./Att.	TD	TD%	Int.	Int. %	Long	Sack/Lost	Rating
Hart	477	240	3,121	50.3	6.56	16	3.4	18	3.8	74	20/166	66.9
Pisarkiewicz	29	10	164	34.5	5.66	0	0.0	3	10.4	40	2/20	14.8
Stief	1	1	43	100.0	43.00	0	0.0	0	0.0	0	0/0	118.8
Wood	1	1	29	100.0	29.00	0	0.0	0	0.0	0	0/0	118.8
<b>Team</b>	<b>508</b>	<b>252</b>	<b>3,357</b>	<b>49.6</b>	<b>6.62</b>	<b>16</b>	<b>3.2</b>	<b>21</b>	<b>4.1</b>	<b>74</b>	<b>22/186</b>	<b>64.7</b>
<b>Opponents</b>	<b>428</b>	<b>212</b>	<b>2,641</b>	<b>49.5</b>	<b>6.17</b>	<b>19</b>	<b>4.4</b>	<b>26</b>	<b>6.1</b>	<b>56</b>	<b>36/290</b>	<b>58.3</b>

## SACKS

Dawson 9.0, Pollard 6.0, Zook 5.0, Arneson 4.5, Neils 4.0, Yankowski 1.5, Kearney 1.0, Williams 1.0, Gill 1.0, Townsend 1.0, Simons 1.0, Bell, B 1.0, Allerman 0.5.

Team 36.0, Opponents 22.0

## RUSHING

	No.	Yds.	Avg.	Long	TD
Otis	197	664	3.4	17	8
Morris	174	631	3.6	27	1
Jones	105	392	3.7	17	2
Harrell	35	134	3.8	15	0
Gray	5	51	10.2	27	1
Tilley	1	32	32.0	32	0
Bell	7	23	3.3	9	0
Hart	11	11	1.0	9t	2
Latin	6	8	1.3	6	0
Ramson	2	8	4.0	5	0
Shelby	2	5	2.5	4	0
Farmer	1	4	4.0	4	0
Little	1	0	0.0	0	0
Wehrli	1	0	0.0	0	0
Pisarkiewicz	5	-1	-2.0	2	0
Stief	1	-8	-8.0	-8	0
<b>Team</b>	<b>554</b>	<b>1,954</b>	<b>3.5</b>	<b>32</b>	<b>14</b>
<b>Opponents</b>	<b>588</b>	<b>2,395</b>	<b>4.1</b>	<b>73</b>	<b>14</b>

## RECEIVING

	No.	Yds.	Avg.	Long	TD
Tilley	62	900	14.5	43	3
Gray	44	871	19.9	74	1
Morris	33	298	9.0	33	1
Jones	27	217	8.0	18	0
Stief	24	477	19.6	55t	4
Ramson	23	238	10.4	25	1
Chandler	16	190	11.9	47	4
Otis	8	38	4.8	12	0
Childs	4	50	12.5	23	1
Thaxton	3	31	10.3	16	1
Bell	3	28	9.3	17	0
Harrell	3	5	1.7	2	0
Shelby	1	11	11.0	11	0
Latin	1	3	3.0	3	0
<b>Team</b>	<b>252</b>	<b>3,357</b>	<b>13.3</b>	<b>74</b>	<b>16</b>
<b>Opponents</b>	<b>212</b>	<b>2,641</b>	<b>12.5</b>	<b>56</b>	<b>17</b>

## INTERCEPTIONS

	No.	Yds.	Avg.	Long	TD
Stone	9	139	15.4	33	0
Allen	6	54	9.0	21	0
Wehrli	4	3	.8	3	0
Smith	3	6	2.0	6	0
Williams	1	24	24.0	24	0
Neils	1	18	18.0	18	0
Kearney	1	8	8.0	8	0
Neelson	1	-3	-3.0	-3	0
<b>Team</b>	<b>26</b>	<b>249</b>	<b>9.6</b>	<b>33</b>	<b>0</b>
<b>Opponents</b>	<b>21</b>	<b>303</b>	<b>14.4</b>	<b>79t</b>	<b>1</b>

## PUNT RETURNS

	Ret.	FC	Yds.	Avg.	Long	TD
Harrell	21	6	196	9.3	70t	1
Bell	14	3	101	7.2	23	0
Shelby	10	0	88	8.8	16	0
Tilley	2	0	8	4.0	4	0
Southard	2	0	-2	-2.0	-2	0
Woolsey	1	0	4	4.0	4	0
Smith	1	0	0	0	0	0
<b>Team</b>	<b>51</b>	<b>9</b>	<b>395</b>	<b>7.7</b>	<b>70t</b>	<b>1</b>
<b>Opponents</b>	<b>59</b>	<b>11</b>	<b>575</b>	<b>9.7</b>	<b>37</b>	<b>0</b>

## KICKOFF RETURNS

	No.	Yds.	Avg.	Long	TD
Harrell	19	389	20.5	32	0
Shelby	9	211	23.4	31	0
Bell	8	177	22.1	27	0

## KICKOFF RETURNS (CONT.)

	No.	Yds.	Avg.	Long	TD
Childs	4	77	19.3	25	0
Morris	3	66	22.0	27	0
Nelson	8	58	19.3	22	0
Latin	2	48	24.0	26	0
Southard	2	47	23.5	26	0
Woolsey	1	25	25.0	25	0
Kearney	1	22	22.0	22	0
Townsend	1	13	13.0	13	0
Westbrooks	1	12	12.0	12	0
Stone	1	3	3.0	3	0
<b>Team</b>	<b>55</b>	<b>1,148</b>	<b>20.9</b>	<b>32</b>	<b>0</b>
<b>Opponents</b>	<b>50</b>	<b>1,101</b>	<b>22.0</b>	<b>100t</b>	<b>2</b>

## PUNTING

	No.	Yds.	Avg.	TB	In 20	Lg	Blk.
Wood	51	1,919	37.6	3	12	81	0
Little	46	1,749	38.0	5	6	54	2
Bakken	4	147	36.8	0	1	42	0
<b>Team</b>	<b>101</b>	<b>3,815</b>	<b>37.8</b>	<b>8</b>	<b>19</b>	<b>81</b>	<b>2</b>
<b>Opponents</b>	<b>93</b>	<b>3,656</b>	<b>39.3</b>	<b>3</b>	<b>18</b>	<b>59</b>	<b>1</b>

## FIELD GOALS

	1-19	20-29	30-39	40-49	50+
Bakken	0-0	4-5	4-8	3-9	0-0
<b>Team</b>	<b>0-0</b>	<b>4-5</b>	<b>4-8</b>	<b>3-9</b>	<b>0-0</b>
<b>Opponents</b>	<b>0-0</b>	<b>4-4</b>	<b>5-7</b>	<b>3-5</b>	<b>1-2</b>

## USUAL STARTING LINEUP

Offense	Defense
WR.....Pat Tilley	LE.....Bob Pollard
LT.....Keith Wortman	NT.....Mike Dawson
LG.....Bob Young	RE.....John Zook
C.....Tom Banks	LOLB.....Steve Neils
RG.....Terry Stief	LILB.....Tim Kearney
Keith Wortman	RIEB.....Kurt Allerman
RT.....Dan Dierdorf	Eric Williams
TE.....Al Chandler	ROLB.....Mark Arneson
Eason Ramson	LCB.....Carl Allen
WR.....Mel Gray	RCB.....Roger Wehrli
QB.....Jim Hart	SS.....Ken Greene
RB.....Wayne Morris	FS.....Ken Stone
FB.....Jim Otis	P.....Mike Wood
K.....Jim Bakken	Steve Little

## NOTES

After an absence from football spent in political and business ventures, former Oklahoma Sooners mentor **Bud Wilkinson** is named **Cardinals'** head coach ... combination P/K **Steve Little** of Arkansas is selected by St. Louis in first round (15th overall) of NFL Draft ... Cards lose first eight contests, then finish 6-2 in second half of season ... **Larry Wilson** inducted into the Pro Football Hall of Fame in Canton, Ohio ... **K Jim Bakken** retires after 17 seasons and franchise-record 234 consecutive games played from 1962-78.

## FINAL NFC EAST

### STANDINGS

Team	W	L	T	Pct.	Pts.	OP
Dallas	12	4	0	.750	384	208
Philadelphia*	9	7	0	.563	270	250
Washington	8	8	0	.500	273	283
St. Louis	6	10	0	.375	248	296
N.Y. Giants	6	10	0	.375	264	298

\*Wild-card postseason qualifier



## 1979 (5-11)

### HEAD COACH BUD WILKINSON (13 GAMES)

### HEAD COACH LARRY WILSON (3 GAMES)

Sept. 2	Dallas	L	21-22	50,855
Sept. 9	At N.Y. Giants	W	27-14	71,370
Sept. 16	Pittsburgh	L	21-24	50,416
Sept. 23	Washington	L	17-17	50,680
Sept. 30	At L.A. Rams	L	0-21	48,160
Oct. 7	At Houston	W	24-17	53,043
Oct. 14	Philadelphia	L	20-24	48,367
Oct. 21	At Dallas	L	13-22	64,300
Oct. 28	Cleveland	L	20-38	47,445
Nov. 4	Minnesota	W	37-7	47,213
Nov. 11	At Washington	L	28-30	50,868
Nov. 18	At Philadelphia	L	13-16	70,235
Nov. 25	At Cincinnati	L	28-34	25,103
Dec. 2	San Francisco	W	13-10	41,593
Dec. 9	N.Y. Giants	W	29-20	39,802
Dec. 16	At Chicago	L	6-42	42,810

Home: 3-5 (376,771). Away: 2-6 (425,889).

## TEAM STATISTICS

	Cards	Opp.
Total First Downs.....	305	302
Rushing.....	145	125
Passing.....	136	149
Penalty.....	24	28
Total Net Yards.....	5184	5074
Avg. Per Game.....	324.0	317.1
Total Plays.....	1,095	1,073
Avg. Per Play.....	4.7	4.7
Net Yards Rushing.....	2582	2204
Avg. Per Game.....	161.4	137.8
Total Rushes.....	566	567
Net Yards Passing.....	2602	2870
Avg. Per Game.....	162.6	179.4
Sacked/Yards Lost.....	32/268	28/194
Gross Yards.....	2,870	3,064
Att./Comp./Pct. 492/249/50.6	478/258/53.9	
Had Intercepted.....	24	18
Punts/Average.....	80/38.2	90/39.2
Net Punting Average.....	32.0	33.3
Penalties/Yards.....	104/941	94/758
Fumbles/Lost.....	42/21	40/19
Touchdowns.....	40	43
Rushing.....	24	18
Passing.....	12	22
Returns.....	4	3

## SCORE BY PERIOD

	Q1	Q2	Q3	Q4	OT	Pts.
Team	43	74	98	92	0	307
Opponents	83	106	44	125	0	358

## SCORING

	TD	R	P	R	PAT	FG	S	Pts.
Anderson	10	8	2	0	0/0	0/0	0	60
Morris	9	8	1	0	0/0	0/0	0	54
Little	0	0	0	0	24/32	10/19	0	53
Brown	7	7	0	0	0/0	0/0	0	42
Tilley	6	0	6	0	0/0	0/0	0	36
Wood	0	0	0	0	6/7	2/7	0	13
Chandler	2	0	2	0	0/0	0/0	0	12
Gray	1	0	1	0	0/0	0/0	0	6
Green	1	0	0	1	0/0	0/0	0	6
Arneson	1	0	0	1	0/0	0/0	0	6
Neils	1	0	0	1	0/0	0/0	0	6
Phillips	1	1	0	0	0/0	0/0	0	6
Wehrli	1	0	0	1	0/0	0/0	0	6
Parris	0	0	0	0	1/1	0/0	0	1
Team	40	24	12	4	31/40	12/26	307	
Opponents	43	18	22	3	41/43	19/31	358	

## PASSING

	Att.	Comp.	Yds.	Comp. %	Yds./Att.	TD	TD%	Int.	Int. %	Long	Sack/Lost	Rating
Hart	379	195	2,218	51.4	5.89	9	2.4	20	5.2	48	25/183	55.8
Pisarkiewicz	109	52	621	47.7	5.69	3	2.7	4	3.6	78t	14/85	59.5
Little	3	2	31	66.7	10.30	0	0.0	0	0.0	16	0/0	100.7
Anderson	1	0	0	0.0	0.00	0	0.0	0	0.0	0	0/0	39.6
Harrell	1	0	0	0.0	0.00	0	0.0	0	0.0	0	0/0	39.6
Team	493	249	2,870	50.6	5.86	12	2.4	24	4.8	78t	39/268	56.7
Opponents	478	258	3,067	53.9	6.42	22	4.6	18	3.7	46	28/194	73.7

## SACKS

Pollard 9.0, Arneson 4.0, Yankowski 4.0, Neils 3.0, Greene 2.0, Williams 2.0, Dawson 2.0, Kearney 1.0, Favron 1.0, Zook 1.0, Nelson 1.0.  
Team 30.0, Opponents 39.0

## RUSHING

	No.	Yds.	Avg.	Long	TD
Anderson	331	1,605	4.8	76t	8
Morris	106	387	3.6	16	8
Brown	73	318	4.4	30t	7
Harrell	19	100	5.3	19	0
Phillips	3	50	16.6	17	1
Lott	11	50	4.5	13	0
Gray	4	41	10.2	38	0
Pisarkiewicz	11	20	1.8	12	0
Hart	6	11	1.8	10	0
Little	2	0	0.0	0	0
Team	566	2,582	4.6	76t	24
Opponents	567	2,204	3.8	52t	18

## RECEIVING

	No.	Yds.	Avg.	Long	TD
Tilley	57	938	16.4	51t	6
Anderson	41	308	7.5	28	2
Morris	35	237	6.7	20	1
Gray	25	447	17.8	78t	1
Brown	25	191	7.6	22	0
Stief	22	324	14.7	32	0
Parris	14	174	12.4	39	0
Childs	8	93	11.6	22	0
Chandler	5	49	9.8	28	2
Murrell	2	20	10.0	14	0
Osborne	7	37	5.3	10	0
Harrell	3	33	11.0	15	0
Green	1	15	15.0	15	0
Lott	2	8	4.0	5	0
Hart	1	-4	-4.0	-4	0
Team	249	2,870	11.6	78t	12
Opponents	258	3,067	11.8	46	22

## INTERCEPTIONS

	No.	Yds.	Avg.	Long	TD
Stone	6	70	11.6	30	0
Allen	5	126	25.2	78	0
Greene	3	37	12.3	21	0
Wehrli	2	8	4.0	9	1
Smith	1	22	22.0	22	0
Williams	1	25	25.0	25	0
Team	18	288	16.0	78	1
Opponents	24	301	12.5	38	1

## PUNT RETURNS

	Ret.	FC	Yds.	Avg.	Long	TD
Harrell	32	12	205	6.4	68	0
Green	8	3	42	5.3	14	0
Nelson	4	0	88	22.0	77	0
Lott	4	3	33	8.2	13	0
Team	48	18	368	7.7	77	0
Opponents	49	7	378	7.7	42	0

## KICKOFF RETURNS

	No.	Yds.	Avg.	Long	TD
Green	41	1,007	24.6	106t	1
Harrell	22	497	22.6	53	0
Barefield	3	62	20.6	23	0
Allerman	2	16	8.0	10	0
Lott	1	19	19.0	19	0
Favron	1	10	10.0	10	0
Garlich	1	0	0.0	0	0
Team	71	1,611	22.7	106t	1
Opponents	57	1,332	23.4	83t	1

## PUNTING

	No.	Yds.	Avg.	TB	In20	Lg	Blk.
Little	80	3,060	38.2	6	17	56	2
Team	80	3,060	38.2	6	17	56	2
Opponents	90	3,529	39.2	8	21	59	0

## FIELD GOALS

	1-19	20-29	30-39	40-49	50+
Little	0-0	5-5	1-3	3-10	1-1
Wood	0-0	2-2	0-2	0-2	0-1
Team	0-0	7-7	1-5	3-12	1-2
Opponents	0-0	7-9	5-8	3-5	4-8

## USUAL STARTING LINEUP

Offense	Defense
WR.....Pat Tilley	LE.....Bob Pollard
LT.....Keith Wortman	NT.....Charlie Davis
LG.....Bob Young	RE.....Mike Dawson
C.....Tom Banks	LOLB.....Eric Williams
RG.....Terry Stevie	LILB.....Steve Neils
RT.....Joe Bostic	.....Tim Kearney
TE.....Gary Parris	RILB.....Kurt Allerman
WR.....Mel Gray	ROLB.....Mark Arneson
QB.....Jim Hart	.....Calvin Favron
FB.....Wayne Morris	LCB.....Carl Allen
RB.....Ottis Anderson	RCB.....Roger Wehrli
K.....Steve Little	SS.....Ken Greene
.....Mike Wood	FS.....Ken Stone
	P.....Steve Little

## NOTES

Head Coach **Bud Wilkinson** resigns after 13 games and a 3-10 record, losing six games by four points or less ... **Larry Wilson** named interim head coach ... Cards win two of last three contests to finish 5-11 ... promising young TE **J.V. Cain** dies after collapsing from a heart condition at training camp ... **Ottis Anderson**, the club's first-round draft choice from Miami (FL), turns in the finest season by a rookie running back in NFL history with 1,605 yards rushing, a 4.8-yard average per carry, 10 touchdowns, and a season-high 193 yards in his NFL debut at Dallas Sept. 2 ... **DB Roy Green** returns a kickoff an NFL-record 106 yards in the same game ... **Anderson** later rushes for 105 yards against Dallas, becoming the first player to rush for over 100 yards twice in the same season against the Cowboys.

## FINAL NFC EAST

### STANDINGS

Team	W	L	T	Pct.	Pts.	OP
Dallas#	11	5	0	.688	371	313
Philadelphia*	11	5	0	.688	339	282
Washington	10	6	0	.625	348	295
N.Y. Giants	6	10	0	.375	237	323
St. Louis	5	11	0	.313	307	358

#Top NFL playoff seed

\*Wild-card postseason qualifier





## 1980 (5-11)

### HEAD COACH JIM HANIFAN

Sept. 7	N.Y. Giants	L	35-41	48,122
Sept. 14	At San Francisco	L	21-24 (OT)	49,999
Sept. 21	At Detroit	L	7-20	80,027
Sept. 28	Philadelphia	W	24-14	49,079
Oct. 5	At New Orleans	W	40-7	56,388
Oct. 12	L.A. Rams	L	13-21	50,330
Oct. 19	At Washington	L	0-23	51,060
Oct. 26	At Baltimore	W	17-10	33,506
Nov. 2	Dallas	L	24-27	50,701
Nov. 9	Atlanta	L	27-33 (OT)	48,662
Nov. 16	At Dallas	L	21-31	52,567
Nov. 23	Kansas City	L	13-21	42,871
Nov. 30	At N.Y. Giants	W	23-7	65,852
Dec. 7	Detroit	W	24-23	46,966
Dec. 14	At Philadelphia	L	3-17	68,969
Dec. 21	Washington	L	7-31	35,942

Home: 2-6 (372,573). Away: 3-5 (458,368).

## TEAM STATISTICS

	Cards	Opp.
<b>Total First Downs.....</b>	<b>281</b>	<b>311</b>
Rushing	123	115
Passing	137	176
Penalty	21	20
<b>Total Net Yards.....</b>	<b>4858</b>	<b>5384</b>
Avg. Per Game	303.6	336.5
Total Plays	1,039	1,113
Avg. Per Play	4.7	4.8
<b>Net Yards Rushing.....</b>	<b>2182</b>	<b>2059</b>
Avg. Per Game	136.4	128.7
Total Rushes	519	547
<b>Net Yards Passing.....</b>	<b>2676</b>	<b>3325</b>
Avg. Per Game	167.3	207.8
Sacked/Yards Lost	50/387	38/291
Gross Yards	3,063	3,616
Att./Comp./Pct.	470/239/50.8531	287/54.0
Had Intercepted	24	20
<b>Punts/Average.....</b>	<b>100/41.1</b>	<b>89/40.1</b>
<b>Net Punting Average.....</b>	<b>31.6</b>	<b>33.4</b>
<b>Penalties/Yards.....</b>	<b>103/922</b>	<b>101/919</b>
<b>Fumbles/Lost.....</b>	<b>24/13</b>	<b>27/14</b>
<b>Touchdowns.....</b>	<b>37</b>	<b>43</b>
Rushing	19	17
Passing	16	23
Returns	2	3

## SCORE BY PERIOD

	Q1	Q2	Q3	Q4	OT	Pts.
Team	90	61	74	74	0	299
Opponents	27	115	75	124	9	350

## SCORING

	TD	R	P	R	PAT	FG	S	Pts.
Anderson	9	9	0	0	0/0	0/0	0	54
O' Donoghue	0	0	0	0	18/18	11/15	0	51
Morris	7	6	1	0	0/0	0/0	0	42
Tilley	6	0	6	0	0/0	0/0	0	36
Little	0	0	0	0	17/19	3/8	0	26
Marsh	4	0	4	0	0/0	0/0	0	24
Harrell	3	3	0	0	0/0	0/0	0	18
Gray	3	0	3	0	0/0	0/0	0	18
Brown	2	1	1	0	0/0	0/0	0	12
Combs	1	0	1	0	0/0	0/0	0	6
Allen	1	0	1	0	0/0	0/0	0	6
R. Green	1	0	1	0	0/0	0/0	0	6
<b>Team</b>	<b>37</b>	<b>19</b>	<b>16</b>	<b>2</b>	<b>35/3714</b>	<b>23/30</b>	<b>299</b>	
<b>Opponents</b>	<b>43</b>	<b>17</b>	<b>23</b>	<b>3</b>	<b>41/4317</b>	<b>32/30</b>	<b>350</b>	

## PASSING

	Att.	Comp.	Yds.	Comp. %	Yds./Att.	TD	TD%	Int.	Int. %	Long	Sack/Lost	Rating
Hart	425	228	2,946	53.6	6.93	16	3.7	20	4.7	69t	40/303	68.4
Loyd	28	5	49	17.8	1.75	0	0.0	1	3.6	20	7/348	24.7
Lisch	17	6	68	35.3	4.00	0	0.0	3	17.6	23	3/36	8.6
<b>Team</b>	<b>470</b>	<b>239</b>	<b>3,063</b>	<b>50.8</b>	<b>6.52</b>	<b>16</b>	<b>3.4</b>	<b>24</b>	<b>5.1</b>	<b>69t</b>	<b>50/387</b>	<b>61.7</b>
<b>Opponents</b>	<b>531</b>	<b>287</b>	<b>3,616</b>	<b>54.0</b>	<b>6.81</b>	<b>23</b>	<b>4.3</b>	<b>20</b>	<b>3.8</b>	<b>58t</b>	<b>38/291</b>	<b>74.0</b>

## SACKS

Greer 6.5, Neils 6.5, Yankowski 5.0, Arneson 5.0, Pollard 4.0, Kearney 1.5, Williams 1.5, R. Brown 1.5, Nelson 1.0, Wehrli 1.0, Baker 1.0, R. Green 1.0, Acker .05.

Team 48.0, Opponents 32.0

## RUSHING

	No.	Yds.	Avg.	Long	TD
Anderson	301	1,352	4.5	52	9
Morris	117	456	3.9	24	6
Harrell	42	170	4.0	26	3
T. Brown	41	185	4.5	19	1
Hart	9	11	1.2	12	0
Phillips	2	6	3.0	4	0
Love	1	3	3.0	3	0
Loyd	5	2	0.4	2	0
Gray	1	-3	-3	-3	0
<b>Team</b>	<b>519</b>	<b>2,182</b>	<b>4.2</b>	<b>52</b>	<b>19</b>
<b>Opponents</b>	<b>457</b>	<b>2,059</b>	<b>3.8</b>	<b>36</b>	<b>17</b>

## RECEIVING

	No.	Yds.	Avg.	Long	TD
Tilley	68	966	14.2	60t	6
Gray	40	709	17.7	69t	3
Anderson	36	308	8.5	35	0
Marsh	22	269	12.2	29	4
T. Brown	21	290	13.8	63	1
Morris	15	110	7.3	24	1
Stief	16	165	10.3	23	0
Harrell	9	52	5.7	14	0
Bell	8	123	15.4	34	0
Combs	2	52	26.0	38t	1
Lee	2	19	9.5	12	0
<b>Team</b>	<b>239</b>	<b>3,063</b>	<b>12.8</b>	<b>69t</b>	<b>16</b>
<b>Opponents</b>	<b>287</b>	<b>3,616</b>	<b>12.6</b>	<b>58t</b>	<b>23</b>

## INTERCEPTIONS

	No.	Yds.	Avg.	Long	TD
Stone	5	63	12.6	20	0
K. Greene	4	41	10.1	26	0
Allen	3	104	34.6	70t	1
Collier	2	22	11.0	22	0
Williams	2	31	15.5	20	0
Wehrli	1	25	25.0	25	0
Kearney	1	22	22.0	22	0
R. Brown	1	9	9.0	9	0
Green	1	10	10.0	10	0
<b>Team</b>	<b>20</b>	<b>327</b>	<b>16.3</b>	<b>70t</b>	<b>1</b>
<b>Opponents</b>	<b>24</b>	<b>246</b>	<b>10.3</b>	<b>78t</b>	<b>1</b>

## PUNT RETURNS

	Ret.	FC	Yds.	Avg.	Long	TD
Bell	22	3	195	8.8	54	0
R. Green	16	6	168	10.5	57t	1
Harrell	11	4	31	2.8	15	0
Nelson	1	0	5	5.0	5	0
Allen	1	0	0	0.0	0	0
Stone	0	1	0	0.0	0	0
<b>Team</b>	<b>51</b>	<b>14</b>	<b>399</b>	<b>7.8</b>	<b>57t</b>	<b>1</b>
<b>Opponents</b>	<b>64</b>	<b>12</b>	<b>645</b>	<b>10.1</b>	<b>75t</b>	<b>1</b>

## KICKOFF RETURNS

	No.	Yds.	Avg.	Long	TD
R. Green	32	745	23.3	37	0
Harrell	19	348	18.3	33	0
Love	3	46	15.3	27	0
Stone	3	34	11.3	13	0
Phillips	2	28	14.0	14	0
Nelson	1	29	29.0	29	0
Clark	2	14	7.0	11	0
T. Brown	2	26	13.0	16	0
Baker	0	27	27.0	27	0
Collins	1	0	0.0	0	0
<b>Team</b>	<b>65</b>	<b>1,297</b>	<b>19.9</b>	<b>37</b>	<b>0</b>
<b>Opponents</b>	<b>57</b>	<b>1,142</b>	<b>20.0</b>	<b>35</b>	<b>0</b>

## PUNTING

	No.	Yds.	Avg.	TB	In20	Lg	Blk.
Swider	99	4,111	41.5	15	14	66	1
<b>Team</b>	<b>100</b>	<b>4,111</b>	<b>41.1</b>	<b>15</b>	<b>14</b>	<b>66</b>	<b>1</b>
<b>Opponents</b>	<b>89</b>	<b>3,570</b>	<b>40.1</b>	<b>9</b>	<b>13</b>	<b>59</b>	<b>0</b>

## FIELD GOALS

	1-19	20-29	30-39	40-49	50+
O'Donoghue	0-0	3-3	3-4	5-8	0-0
Little	0-0	1-2	2-4	0-2	0-0
<b>Team</b>	<b>0-0</b>	<b>4-5</b>	<b>5-8</b>	<b>5-10</b>	<b>0-0</b>
<b>Opponents</b>	<b>1-1</b>	<b>6-7</b>	<b>7-10</b>	<b>3-10</b>	<b>0-4</b>

## USUAL STARTING LINEUP

Offense	Defense
<b>WR</b> ..... Pat Tilley	<b>LE</b> .....Bob Pollard
<b>LT</b> .....George Collins	<b>NT</b> .....Rush Brown
<b>LG</b> .....Joe Bostic	<b>RE</b> .....Ron Yankowski
Barney Cotton	<b>LOLB</b> .....Steve Neils
<b>C</b> .....Tom Brahaney	<b>LILB</b> .....Eric Williams
Tom Banks	Calvin Favron
<b>RG</b> .....Brad Oates	<b>RILB</b> .....Tim Kearney
Joe Bostic	<b>ROLB</b> .....Mark Arneson
<b>RT</b> .....Dan Dierdorf	<b>LCB</b> .....Carl Allen
<b>TE</b> .....Doug Marsh	Tim Collier
<b>WR</b> .....Mel Gray	<b>RCB</b> .....Roger Wehrli
<b>QB</b> .....Jim Hart	<b>SS</b> .....Lee Nelson
<b>FB</b> .....Wayne Morris	Ken Greene
<b>RB</b> .....Otis Anderson	<b>FS</b> .....Ken Stone
<b>K</b> .....Neil O'Donoghue	Roy Green
Steve Little	<b>P</b> .....Larry Swider

## NOTES

Former Don Coryell assistant Jim Hanifan returns to St. Louis as head coach ... Cards finish 5-11 ... future Hall of Famer Dan Dierdorf returns from reconstructive knee surgery to start all 16 games at right tackle and earn a sixth trip to the Pro Bowl ... P Larry Swider sets Cardinal single-season mark with 99 punts ... Card defense ties NFL single-game mark with 12 quarterback sacks at Baltimore Oct. 26 ... 330 rushing yards at New Orleans Oct. 5 establish club single-game record ... after six games, 1978 first-round draft choice K Steve Little is released and involved in auto accident that results in disabling injuries and permanent wheelchair confinement.

## FINAL NFC EAST STANDINGS

Team	W	L	T	Pct.	Pts.	OP
Philadelphia	12	4	0	.750	384	222
Dallas*	12	4	0	.750	454	311
Washington	6	10	0	.375	261	293
St. Louis	5	11	0	.313	299	350
N.Y. Giants	4	12	0	.250	249	425

\*Wild-card postseason qualifier



## 1981 (7-9)

## HEAD COACH JIM HANIFAN

Sept. 6	Miami	L	7-20	50,351
Sept. 13	At Dallas	L	17-30	63,602
Sept. 20	Washington	W	40-30	50,182
Sept. 27	At Tampa Bay	L	10-30	65,850
Oct. 4	Dallas	W	20-17	49,777
Oct. 11	At N.Y. Giants	L	14-34	67,128
Oct. 18	At Atlanta	L	20-41	51,428
Oct. 25	Minnesota	W	30-17	48,039
Nov. 1	At Washington	L	21-42	50,643
Nov. 8	Philadelphia	L	10-52	48,421
Nov. 15	Buffalo	W	24-0	46,214
Nov. 22	At Baltimore	W	35-24	24,784
Nov. 29	At New England	W	27-20	39,946
Dec. 6	New Orleans	W	30-3	46,923
Dec. 13	N.Y. Giants	L	10-20	47,358
Dec. 20	At Philadelphia	L	0-38	56,556
			315-408	

Home: 5-3 (384,675). Away: 2-6 (420,037).

## TEAM STATISTICS

	Cards	Opp.
Total First Downs.....	300	328
Rushing	135	134
Passing	141	162
Penalty	24	23
Total Net Yards.....	5077	5723
Avg. Per Game	317.3	357.7
Total Plays	994	1,015
Avg. Per Play	5.1	5.6
Net Yards Rushing.....	2213	2428
Avg. Per Game	138.3	151.8
Total Rushes	519	509
Net Yards Passing.....	2864	3295
Avg. Per Game	179.0	205.9
Sacked/Yards Lost	48/405	32/252
Gross Yards	3,269	3,547
Att./Comp./Pct.	47/253/53.0	494/282/57.1
Had Intercepted	24	21
Punts/Average.....	69/41.8	69/41.3
Penalties/Yards.....	106/777	98/845
Fumbles/Lost.....	34/21	33/16
Touchdowns.....	37	50
Rushing	20	20
Passing	15	29
Returns	2	1

## SCORE BY PERIOD

	Q1	Q2	Q3	Q4	OT	Pts.
Team	83	71	41	120	0	315
Opponents	92	117	92	107	0	408

## SCORING

	TD	R	P	R	PAT	FG	S	Pts.
O'Donoghue	0	0	0	0	36/37	19/32	0	93
Anderson	9	9	0	0	0/0	0/0	0	54
R. Green	5	1	4	0	0/0	0/0	0	30
Morris	5	5	0	0	0/0	0/0	0	30
Tilley	3	0	3	0	0/0	0/0	0	18
Harrell	2	1	1	0	0/0	0/0	0	12
T. Brown	2	2	0	0	0/0	0/0	0	12
Gray	2	0	2	0	0/0	0/0	0	12
Mitchell	2	1	1	0	0/0	0/0	0	12
Lomax	2	2	0	0	0/0	0/0	0	12
La Fleur	2	0	2	0	0/0	0/0	0	12
Stief	1	0	1	0	0/0	0/0	0	6
Marsh	1	0	1	0	0/0	0/0	0	6
Ahrens	1	1	0	0	0/0	0/0	0	6
Team	37	20	15	2	36/37	19/32	0	315
Opponents	50	20	29	1	48/50	26/0	0	408

## PASSING

	Att.	Comp.	Yds.	Comp. %	Yds./Att.	TD	TD%	Int.	Int. %	Long	Sack/Lost	Rating
Hart	241	134	1,694	55.6	7.03	11	4.5	14	5.8	58t	16/119	68.8
Lomax	236	119	1,575	50.4	6.67	4	1.7	10	4.2	75	32/281	60.1
Team	477	253	3,269	53.0	6.85	15	3.1	24	5.0	75	48/405	64.3
Opponents	495	282	3,547	56.9	7.16	29	5.8	19	3.8	79t	32/252	82.9

## SACKS

Greer 12.2, Baker 5.0, R. Brown 3.5, Mays 2.5, Nelson 2.0, Dawson 2.0, Favron 1.0, Pollard 1.0, Radford 1.0, Junior 1.0.  
Team 48.0, Opponents 32.0

## RUSHING

	No.	Yds.	Avg.	Long	TD
Anderson	328	1,376	4.2	28	9
Morris	111	415	3.7	14	5
Mitchell	31	175	5.6	43	0
Lomax	19	104	5.5	22t	2
R. Green	3	60	20.0	44t	1
T. Brown	15	52	3.5	11t	2
Love	3	11	3.7	4	0
Stief	1	8	8.0	8	0
Harrell	5	6	1.2	4	1
Gray	1	4	4.0	4	0
Hart	2	2	1.0	4	0
Birdsong	1	-2	-2	0	0
Team	519	2,213	4.3	44t	20
Opponents	509	2,428	4.8	46	20

## RECEIVING

	No.	Yds.	Avg.	Long	TD
Tilley	66	1,040	15.7	75	3
Anderson	51	387	7.6	27	0
R. Green	33	708	21.4	60	4
Gray	27	310	11.5	41t	2
Morris	19	165	8.7	21	0
Harrell	14	131	9.4	62t	1
LaFleur	14	190	13.6	27t	2
Mitchell	6	35	5.8	16	1
Marsh	6	80	13.3	20	1
Stief	5	77	15.4	29	1
Combs	5	54	10.8	13	0
T. Brown	4	60	20.0	28	0
Floyd	3	32	14.0	16	0
Team	253	3,269	12.9	75	15
Opponents	282	3,547	12.6	79t	29

## INTERCEPTIONS

	No.	Yds.	Avg.	Long	TD
K. Greene	7	111	15.8	47	0
Wehrt	4	8	2.0	6	0
R. Green	3	44	14.7	29	0
Favron	1	42	42.0	42	0
Collier	1	17	17.0	17	0
Ahrens	1	14	14.0	14t	1
Junior	1	5	5.0	5	0
Williams	1	17	17.0	17	0
Griffin	1	4	5.0	4	0
Johnson	1	19	19.0	19	0
Team	21	281	13.4	47	1
Opponents	24	312	13.0	54	0

## PUNT RETURNS

	Ret.	FC	Yds.	Avg.	Long	TD
Mitchell	42	0	445	10.6	50t	1
Harrell	1	1	8	8.0	8	0
K. Greene	0	1	0	0.0	0	0
Team	43	2	453	10.5	50t	1
Opponents	37	10	276	7.4	40	0

## KICKOFF RETURNS

	No.	Yds.	Avg.	Long	TD
Mitchell	55	1,292	23.5	67	0
R. Greene	8	135	16.9	28	0
Harrell	7	118	16.8	29	0
Love	3	46	15.3	25	0
Griffin	2	34	17.0	26	0
Team	75	1,625	21.7	67	0
Opponents	55	1,163	21.1	84	0

## PUNTING

	No.	Yds.	Avg.	TB	In20	Lg	Blk.
Birdsong	69	2,883	41.8	8	19	75	0
Team	69	2,883	41.8	8	19	75	0
Opponents	69	2,852	41.3	6	12	52	0

## FIELD GOALS

	1-19	20-29	30-39	40-49	50+
O' Donoghue	2-2	8-8	4-6	5-11	0-5
Team	2-2	8-8	4-6	5-11	0-5
Opponents	0-0	0-0	8-8	6-8	6-10

## USUAL STARTING LINEUP

Offense	Defense
WR.....Pat Tilley	LE.....Bob Pollard
LT.....George Collins	LT.....Mike Dawson
LG.....Terry Stieve	RT.....Rush Brown
C.....Tom Brahane	RE.....Cuerbis Greer
RG.....Joe Bostic	LLB.....Calvin Favron
TE.....Dan Dierdorf	Eric Williams
RT.....Greg LaFleur	LTLB.....E.J. Junior
WR.....Mel Gray	MLB.....Tim Kearney
QB.....Jim Hart	Dave Ahrens
Neil Lomax	LCB.....Carl Allen
RB.....Ottis Anderson	Jeff Griffin
FB.....Wayne Morris	RCB.....Roger Wehrt
K.....Neil O'Donoghue	Tim Collier
	SS.....Lee Nelson
	FS.....Ken Stone
	P.....Carl Birdsong

## NOTES

The 1981 draft class includes Alabama LB **E.J. Junior** (first round), Portland State QB **Neil Lomax** (second round), and Citadel RB **Stump Mitchell** (ninth round), a trio that would combine for 26 seasons with the Cards ... all three earn consensus NFL all-rookie team notice ... Lomax named starter for final six games as Cards win four consecutive times to finish 7-9 ... return specialist Mitchell breaks or ties eight club marks and equals two NFL records ... **Roy Green** doubles as defensive back and wide receiver as the league's first authentic two-way player in more than two decades.

## FINAL NFC EAST STANDINGS

Team	W	L	T	Pct.	Pts.	OP
Dallas	12	4	0	.750	367	277
Philadelphia*	10	6	0	.625	368	221
N.Y. Giants	9	7	0	.563	295	257
Washington	8	8	0	.500	347	349
St. Louis	7	9	0	.438	315	408

\*Wild-card postseason qualifier



## 1982 (5-4)

### HEAD COACH JIM HANIFAN

Sept. 12	At New Orleans	W	21-7	58,673
Sept. 19	Dallas	L	7-24	50,705
Nov. 21	San Francisco	L	20-31	38,064
Nov. 28	At Atlanta	W	23-20	33,411
Dec. 5	At Philadelphia	W	23-20	63,622
Dec. 12	Washington	L	7-12	35,308
Dec. 19	At Chicago	W	10-7	43,270
Dec. 26	N.Y. Giants	W	24-21	39,824
Jan. 2	At Washington	L	0-28	52,554

135-170

Home: 1-3 (163,901). Away: 4-1 (251,530).

### First Round Super Bowl Tournament

Jan. 8	At Green Bay	L	16-41	54,282
--------	--------------	---	-------	--------

## TEAM STATISTICS

	Cards	Opp.
<b>Total First Downs</b> .....	<b>162</b>	<b>163</b>
Rushing	71	58
Passing	81	98
Penalty	10	7
<b>Total Net Yards</b> .....	<b>2,542</b>	<b>2,848</b>
Avg. Per Game	282.4	316.4
Total Plays	579	570
Avg. Per Play	4.4	5.0
<b>Net Yards Rushing</b> ....	<b>1,209</b>	<b>995</b>
Avg. Per Game	134.3	110.6
Total Rushes	307	256
<b>Net Yards Passing</b> ....	<b>1,124</b>	<b>1,853</b>
Avg. Per Game	124.9	205.9
Sacked/Yards Lost	32/243	23/183
Gross Yards	1,367	2,035
Att./Comp./Pct.	240/129/53.8	291/174/59.8
Had Intercepted	6	6
<b>Punts/Average</b> .....	<b>54/43.8</b>	<b>51/41.1</b>
Penalties/Yards	55/523	54/424
Fumbles/Lost	17/10	14/9
<b>Touchdowns</b> .....	<b>16</b>	<b>21</b>
Rushing	10	5
Passing	6	16
Returns	0	0

## SCORE BY PERIOD

	Q1	Q2	Q3	Q4	OT	Pts.
Team	31	48	19	37	0	135
Opponents	23	34	44	69	0	170

## SCORING

	TD	R	P	R	PAT	FG	S	Pts.
O'Donoghue	0	0	0	0	15/16	8/13	0	39
Morris	4	4	0	0	0/0	0/0	0	24
Anderson	3	3	0	0	0/0	0/0	0	18
Green	3	0	3	0	0/0	0/0	0	18
Tilley	2	0	2	0	0/0	0/0	0	12
Lomax	1	1	0	0	0/0	0/0	0	6
Mitchell	1	1	0	0	0/0	0/0	0	6
LaFleur	1	0	1	0	0/0	0/0	0	6
Wehrli	1	1	0	0	0/0	0/0	0	6
<b>Team</b>	<b>16</b>	<b>10</b>	<b>6</b>	<b>0</b>	<b>15/16</b>	<b>8/13</b>	<b>0</b>	<b>135</b>
<b>Opponents</b>	<b>21</b>	<b>5</b>	<b>16</b>	<b>0</b>	<b>20/21</b>	<b>8/18</b>	<b>0</b>	<b>170</b>

## SACKS

Sacks: Greer 7.5, Grooms 4.5, Brown 3.5, Dawson 3.5, Galloway 2.0, Junior 1.5  
**Team 32.0 Opponents 23.0.**

## PASSING

	Att.	Comp.	Yds.	Comp. %	Yds./Att.	TD	TD%	Int.	Int. %	Long	Sack/Lost	Rating
Lomax	205	109	1,367	53.2	6.7	5	2.4	6	2.9	42	31/234	70.3
Hart	33	19	199	57.5	6.0	1	3.0	0	0.0	22	0/0	85.9
Green	1	0	0	0.0	0.0	0	0.0	0	0.0	0	1/9	39.6
Harrell	1	1	10	100.0	10.0	0	0.0	0	0.0	10	0/0	108.3
<b>Team</b>	<b>240</b>	<b>129</b>	<b>1,576</b>	<b>53.2</b>	<b>6.6</b>	<b>6</b>	<b>2.5</b>	<b>6</b>	<b>2.9</b>	<b>42</b>	<b>32/243</b>	<b>72.4</b>
<b>Opponents</b>	<b>291</b>	<b>174</b>	<b>2,035</b>	<b>59.8</b>	<b>7.0</b>	<b>16</b>	<b>5.5</b>	<b>6</b>	<b>2.1</b>	<b>55</b>	<b>23/182</b>	<b>90.7</b>

## RUSHING

	No.	Yds.	Avg.	Long	TD
Anderson	145	587	4.0	64	3
Morris	84	274	3.3	9	4
Mitchell	39	189	4.8	32t	1
Lomax	28	119	4.2	19	1
Harrell	4	14	3.5	8	0
Green	6	8	1.2	13	0
Wehrli	1	18	18.0	18t	1
<b>Team</b>	<b>307</b>	<b>1,209</b>	<b>3.9</b>	<b>64</b>	<b>10</b>
<b>Opponents</b>	<b>256</b>	<b>995</b>	<b>3.9</b>	<b>37</b>	<b>5</b>

## RECEIVING

	No.	Yds.	Avg.	Long	TD
Tilley	36	465	14.5	34	2
Green	32	454	14.2	42	3
Anderson	14	106	7.6	19	0
Mitchell	11	149	13.5	30	0
Harrell	11	127	11.5	36	0
Marsh	6	94	15.7	21	0
LaFleur	5	67	13.4	30	1
Shumann	5	58	11.6	23	0
Gray	4	34	8.5	13	0
Morris	3	8	2.6	11	0
Lomax	1	10	10.0	10	0
Thompson	1	5	5.0	5	0
<b>Team</b>	<b>129</b>	<b>1,576</b>	<b>12.2</b>	<b>42</b>	<b>6</b>
<b>Opponents</b>	<b>174</b>	<b>2,035</b>	<b>11.7</b>	<b>55</b>	<b>16</b>

## INTERCEPTIONS

	No.	Yds.	Avg.	Long	TD
Perrin	1	35	35.0	35	0
Griffin	1	8	8.0	8	0
Nelson	1	7	7.0	7	0
K. Greene	1	2	2.0	2	0
Allen	1	0	0.0	0	0
Dawson	1	0	0.0	0	0
<b>Team</b>	<b>6</b>	<b>52</b>	<b>8.7</b>	<b>35</b>	<b>0</b>
<b>Opponents</b>	<b>6</b>	<b>37</b>	<b>6.1</b>	<b>19</b>	<b>0</b>

## PUNT RETURNS

	Ret.	FC	Yds.	Avg.	Long	TD
Mitchell	27	0	165	6.1	15	0
Green	3	0	20	6.7	11	0
Ferrell	1	0	6	6.0	6	0
Harrell	1	1	1	1.0	1	0
<b>Team</b>	<b>32</b>	<b>1</b>	<b>192</b>	<b>6.0</b>	<b>15</b>	<b>0</b>
<b>Opponents</b>	<b>0</b>	<b>0</b>	<b>0</b>	<b>0.0</b>	<b>0</b>	<b>0</b>

## KICKOFF RETURNS

	No.	Yds.	Avg.	Long	TD
Mitchell	16	364	22.7	33	0
Harrell	8	150	18.7	31	0
Ferrell	4	88	22.0	27	0
Love	4	69	17.2	24	0
Morris	1	14	14.0	14	0
Griffin	1	12	12.0	12	0
Ahrens	1	5	5.0	5	0
<b>Team</b>	<b>35</b>	<b>702</b>	<b>20.0</b>	<b>33</b>	<b>0</b>
<b>Opponents</b>	<b>26</b>	<b>542</b>	<b>20.8</b>	<b>44</b>	<b>0</b>

## PUNTING

	No.	Yds.	Avg.	TB	In20	Lg	Blk.
Birdsong	54	2,365	43.8	6	8	65	0
Team	54	2,365	43.8	6	8	65	0
Opponents	51	2,099	41.1	3	11	53	0

## FIELD GOALS

	1-19	20-29	30-39	40-49	50+
O'Donoghue	1-1	2-3	3-3	2-6	0-0
<b>Team</b>	<b>1-1</b>	<b>2-3</b>	<b>3-3</b>	<b>2-6</b>	<b>0-0</b>
<b>Opponents</b>	<b>0-0</b>	<b>5-6</b>	<b>3-5</b>	<b>0-6</b>	<b>0-1</b>

## USUAL STARTING LINEUP

Offense	Defense
<b>WR</b> .....Pat Tilley	<b>LE</b> .....Elois Grooms
<b>LT</b> .....Luis Sharpe	<b>LT</b> .....Mike Dawson
<b>LG</b> .....Terry Stieve	<b>RT</b> .....Rush Brown
<b>C</b> .....Dan Dierdorf	<b>RE</b> .....Curtis Greer
<b>RG</b> .....Joe Bostic	<b>LLB</b> .....E.J. Junior
<b>TE</b> .....Tootie Robbins	<b>MLB</b> .....Dave Ahrens
<b>RT</b> .....Doug Marsh	<b>RLB</b> .....Charlie Baker
<b>WR</b> .....Roy Green	<b>LCB</b> .....Jeff Griffin
<b>QB</b> .....Neil Lomax	<b>SS</b> .....Lee Nelson
<b>RB</b> .....Otis Anderson	<b>FS</b> .....Benny Perrin
<b>FB</b> .....Wayne Morris	<b>P</b> .....Carr Birdsong
<b>K</b> .....Neil O'Donoghue	

## NOTES

A second consecutive jackpot draft class of UCLA T **Luis Sharpe** (first round), Florida DT **David Galloway** (second round), Alabama S **Benny Perrin** (third round), and East Tennessee State FB **Earl Ferrell** (fifth round) will average over eight years per player, all four earning near-immediate starting roles ... Cards become youngest team in NFL to qualify for the Super Bowl tournament in strike-shortened season with 5-4 record ... NFL players walk out Sept. 19 after second game of the season due to labor strike ... play does not resume until Nov. 21 ... Cards lose 41-16 at Green Bay in first-round action as Card QB **Neil Lomax** sets league postseason record with 385 yards passing.

## FINAL NFC STANDINGS

Team	W	L	T	Pct.	Pts.	OP
Washington*	8	1	0	.889	190	128
Dallas	6	3	0	.667	226	145
Green Bay	5	3	1	.611	226	169
Minnesota	5	4	0	.556	187	198
Atlanta	5	4	0	.556	183	199
St. Louis	5	4	0	.556	135	170
Tampa Bay	5	4	0	.556	158	178
Detroit	4	5	0	.444	181	176
New Orleans	4	5	0	.444	129	160
N.Y. Giants	4	5	0	.444	164	160
San Francisco	3	6	0	.333	209	206
Chicago	3	6	0	.333	141	174
Philadelphia	3	6	0	.333	191	195
L.A. Rams	2	7	0	.222	200	250

\*Top NFC playoff seed

As the result of a 57-day players' strike, the 1982 NFL regular-season schedule was reduced from 16 weeks to nine. At the conclusion of the regular season, the NFL conducted a 16-team postseason Super Bowl Tournament. Eight teams from each conference were seeded 1-8 based upon their records during the season.





## 1983 (8-7-1)

## HEAD COACH JIM HANIFAN

Sept. 4	At New Orleans	L 17-28	65,225
Sept. 11	Dallas	L 17-34	48,532
Sept. 18	San Francisco	L 27-42	38,130
Sept. 25	At Philadelphia	W 14-11	64,465
Oct. 2	At Kansas City	L 14-38	58,975
Oct. 9	Washington	L 14-38	42,698
Oct. 16	At Tampa Bay	W 34-27	48,224
Oct. 24	N.Y. Giants	T 20-20 (OT)	45,630
Oct. 30	Minnesota	W 41-31	38,796
Nov. 6	At Washington	L 7-45	51,380
Nov. 13	Seattle	W 33-28	33,280
Nov. 20	San Diego	W 44-14	40,644
Nov. 24	At Dallas	L 17-35	60,764
Dec. 4	At N.Y. Giants	W 10-6	25,156
Dec. 11	At L.A. Raiders	W 34-24	32,111
Dec. 18	Philadelphia	W 31-7	21,902

374-428

Home: 4-3-1 (309,612). Away: 4-4 (406,300).

## TEAM STATISTICS

	Cards	Opp.
Total First Downs.....	295	286
Rushing	123	107
Passing	148	161
Penalty	24	18
Total Net Yards.....	5143	5005
Avg. Per Game	321.4	312.8
Total Plays	1,044	1,020
Avg. Per Play	4.9	4.9
Net Yards Rushing.....	2275	1838
Avg. Per Game	142.2	114.9
Total Rushes	525	444
Net Yards Passing.....	2868	3167
Avg. Per Game	179.3	197.9
Sacked/Yards Lost	59/441	59/468
Gross Yards	3,309	3,635
Att./Comp./Pct. 460/267/58.0519/250/55.9		
Had Intercepted	21	28
Punts/Average.....	85/41.5	88/40.3
Penalties/Yards.....	89/770	102/819
Fumbles/Lost.....	50/27	32/20
Touchdowns.....	47	56
Rushing	15	23
Passing	29	24
Returns	3	9

## SCORE BY PERIOD

	Q1	Q2	Q3	Q4	OT	Pts.
Team	79	128	86	81	0	374
Opponents	88	124	105	111	0	428

## SCORING

	TD	R	P	R	PAT	FG	S	Pts.
O'Donoghue	0	0	0	0	45/4715	290	90	84
Green	14	0	14	0	0/0	0/0	0	84
Marsh	8	0	8	0	0/0	0/0	0	48
Anderson	6	5	1	0	0/0	0/0	0	36
Tilley	5	0	5	0	0/0	0/0	0	30
Mitchell	3	3	0	0	0/0	0/0	0	18
Love	3	2	1	0	0/0	0/0	0	18
Lomax	2	2	0	0	0/0	0/0	0	12
Morris	2	2	0	0	0/0	0/0	0	12
Nelson	1	0	0	1	0/0	0/0	0	6
Perrin	1	0	0	1	0/0	0/0	0	6
Grooms	1	0	0	1	0/0	0/0	0	6
Ferrell	1	1	0	0	0/0	0/0	0	6
Galloway	0	0	0	0	0/0	0/0	1	2
Team	47	15	29	3	45/4715	291374		
Opponents	56	23	24	9	51/5612	151428		

## PASSING

	Att.	Comp.	Yds.	Comp. %	Yds./Att.	TD	TD%	Int.	Int. %	Long	Sack/Lost	Rating
Lomax	354	209	2,636	59.0	7.45	24	6.8	11	3.1	71t	40/291	92.0
Hart	91	50	592	54.9	6.51	4	4.4	8	8.8	39t	16/123	53.0
Lisch	13	6	66	46.1	5.08	1	4.8	2	15.4	26	3/27	47.8
Birdsong	1	1	11	00.0	0.00	0	0.0	0	0.0	0	0/0	112.5
Perrin	1	1	4	00.0	0.00	0	0.0	0	0.0	0	0/0	83.3
Team	460	267	3,309	58.0	7.19	29	6.3	21	4.6	71t	59/441	82.2
Opponents	519	290	3,635	55.9	7.00	24	4.6	28	5.4	69t	59/468	70.6

## SACKS

Greer 16.0, A. Baker 13.5, Galloway 12.0, Junior 7.5, Mays 3.0, Nelson 2.0, Grooms 1.0, Harris 1.0, Perrin 1.0, Duda 1.0, Brown 1.0.  
Team 59.0, Opponents 59.0

## RUSHING

	No.	Yds.	Avg.	Long	TD
Anderson	296	1,270	4.3	43	5
Mitchell	68	373	5.5	46	3
Morris	75	257	3.4	17	2
Lomax	27	125	4.6	35	2
Love	35	103	2.9	16	2
Ferrell	7	53	7.6	21	1
Green	4	49	12.3	25	0
Harrell	4	13	3.3	8	0
Hart	5	12	2.4	13	0
Sharpe	1	11	11.0	11	0
Lisch	2	9	4.5	5	0
Perrin	1	0	0.0	0	0
Team	525	2,275	4.3	46	15
Opponents	444	1,838	4.1	76t	23

## RECEIVING

	No.	Yds.	Avg.	Long	TD
Green	78	1,227	15.7	71t	14
Anderson	54	459	8.5	40	1
Tilley	44	690	15.7	71t	5
Marsh	32	421	13.2	38	8
Morris	14	55	3.9	11	0
Shumann	11	154	14.0	33	0
LeFleur	12	99	8.3	21	0
Mitchell	7	54	7.7	17	0
Love	6	58	9.7	16	1
Harrell	3	25	8.3	13	0
Thompson	2	31	15.5	22	0
Pittman	2	21	10.0	11	0
McGill	1	11	11.0	11	0
Ahrens	1	4	4.0	4	0
Team	267	3,309	12.4	71t	29
Opponents	290	3,635	12.5	69t	24

## INTERCEPTIONS

	No.	Yds.	Avg.	Long	TD
Washington	8	92	11.5	26	0
Perrin	4	50	12.5	30	0
Harris	3	10	3.3	10	0
Junior	3	27	9.0	19	0
Mack	3	25	8.3	13	0
Grooms	1	10	10.0	10	0
A. Baker	2	24	12.0	19	0
Nelson	1	8	8.0	8	0
Galloway	1	17	17.0	17	0
W. Smith	2	3	1.5	3	0
Team	28	266	9.5	30	0
Opponents	21	385	18.3	70t	5

## PUNT RETURNS

	Ret.	FC	Yds.	Avg.	Long	TD
Mitchell	38	1	337	8.9	34	0
Bird	14	2	76	5.4	16	0
Harrell	5	1	31	6.2	11	0
Ferrell	1	0	17	17.0	17	0
Team	58	4	461	7.9	34	0
Opponents	47	13	307	6.5	19	0

## KICKOFF RETURNS

	No.	Yds.	Avg.	Long	TD
Mitchell	36	778	21.6	66	0
Ferrell	13	257	19.8	28	0
Bird	9	194	21.6	33	0
Schmitt	4	41	10.3	19	0
Love	3	71	23.7	23	0
Harrell	3	62	20.7	26	0
L. Smith	1	19	19.0	19	0

## KICKOFF RETURNS (CONT.)

	No.	Yds.	Avg.	Long	TD
Green	1	14	14.0	14	0
Duda	1	12	12.0	12	0
Allerman	1	11	11.0	11	0
Team	72	1,459	20.3	66	0
Opponents	66	1,300	19.9	94t	1

## PUNTING

	No.	Yds.	Avg.	TB In20	Lg Blk.
Birdsong	85	3,529	41.5	7	14
Team	85	3,529	41.5	7	14
Opponents	88	3,542	40.3	6	18

## FIELD GOALS

	1-19	20-29	30-39	40-49	50+
O'Donoghue	0-1	4-6	3-8	6-11	2-3
Team	0-1	4-6	3-8	6-11	2-3
Opponents	0-0	4-4	2-3	6-6	0-2

## USUAL STARTING LINEUP

Offense	Defense
WR.....Pat Tilley	LE..A.L. "Bubba" Baker
LT.....Luis Sharpe	LT.....Elois Grooms
LG.....Terry Stieve	Mark Duda
C.....Randey Clark	RT.....David Galloway
RG.....Joe Bostic	RE.....Curtis Greer
RT.....Tootie Robbins	LLB.....E.J. Junior
TE.....Doug Marsh	Bob Harris
Greg LaFleur	MLB.....Kurt Allerman
WR.....Roy Green	E.J. Junior
QB.....Neil Lomax	RLB.....Charlie Baker
RB.....Otis Anderson	LCB Lionel Washington
FB.....Wayne Morris	Cedric Mack
K.....Neil O'Donoghue	RCB.....Wayne Smith
	SS.....Lee Nelson
	FS.....Benny Perrin
	P.....Carl Birdsong

## NOTES

After losing five of first six games, Cards rebound with 7-2-1 mark in final 10 contests to narrowly miss playoffs with 8-7-1 record ... in first full season at wide receiver, **Roy Green** establishes team records with 78 pass receptions for 1,227 yards to earn all-pro acclaim ... DE **Curtis Greer** sets team record with 16 quarterback sacks as Cards lead NFL with 59 traps ... Cards and N.Y. Giants play to 20-20 tie on nationally-televized "Monday Night Football" game remembered for three missed overtime field-goal attempts by Card K **Neil O'Donoghue** ... future Hall of Fame T **Dan Dierdorf** announces his retirement after 12 seasons, 160 games, and six Pro Bowls ... St. Louis (nine) and Kansas City (six) combine for 15 turnovers, two shy of the NFL record, in 38-14 Chiefs' win Oct. 2 ... Cards lose 28-10 to Minnesota during Aug. 6 preseason game at London's Wembley Stadium, the first NFL game in England.

## FINAL NFC EAST STANDINGS

Team	W	L	T	Pct.	Pts.	OP
Washington#	14	2	0	.875	541	332
Dallas*	12	4	0	.750	479	360
St. Louis	8	7	1	.531	374	428
Philadelphia	5	11	0	.313	233	322
N.Y. Giants	3	12	1	.219	267	347

#Top NFC playoff seed

\*Wild-card postseason qualifier



## 1984 (9-7)

### HEAD COACH JIM HANIFAN

Sept. 2	At Green Bay	L	23-24	53,738
Sept. 9	Buffalo	W	37-7	35,785
Sept. 16	At Indianapolis	W	34-33	60,274
Sept. 23	At New Orleans	L	24-34	58,723
Sept. 30	Miami	L	28-36	46,991
Oct. 7	At Dallas	W	31-20	61,438
Oct. 14	Chicago	W	38-21	49,554
Oct. 21	Washington	W	26-24	50,262
Oct. 28	At Philadelphia	W	34-14	54,310
Nov. 4	L.A. Rams	L	13-16	51,010
Nov. 11	Dallas	L	17-24	48,721
Nov. 18	At N.Y. Giants	L	10-16	73,428
Nov. 25	Philadelphia	W	17-16	39,858
Dec. 2	At New England	W	33-10	39,558
Dec. 9	N.Y. Giants	W	31-21	49,973
Dec. 16	At Washington	L	27-29	54,299

423-345

Home: 5-3 (372,154). Away: (469,768).

## TEAM STATISTICS

	Cards	Opp.
<b>Total First Downs.....</b>	<b>345</b>	<b>292</b>
Rushing	129	108
Passing	200	157
Penalty	16	27
<b>Total Net Yards.....</b>	<b>6,345</b>	<b>5,094</b>
Avg. Per Game	396.6	318.4
Total Plays	1,103	991
Avg. Per Play	5.8	5.1
<b>Net Yards Rushing ....</b>	<b>2,088</b>	<b>1,923</b>
Avg. Per Game	130.5	120.2
Total Rushes	488	442
<b>Net Yards Passing ....</b>	<b>4,257</b>	<b>3,171</b>
Avg. Per Game	266.1	198.2
Sacked/Yards Lost	49/377	55/403
Gross Yards	4,634	3,574
Att./Comp./Pct.	566/347/61.3	494/251/50.8
Had Intercepted	16	21
<b>Punts/Average.....</b>	<b>68/38.1</b>	<b>81/38.9</b>
<b>Penalties/Yards ....</b>	<b>109/904</b>	<b>75/578</b>
<b>Fumbles/Lost .....</b>	<b>32/20</b>	<b>20/12</b>
<b>Touchdowns .....</b>	<b>51</b>	<b>39</b>
Rushing	21	11
Passing	28	26
Returns	2	2

## SCORE BY PERIOD

	Q1	Q2	Q3	Q4	OT	Pts.
Team	72	134	102	115	0	423
Opponents	77	100	97	71	0	345

## SCORING

	TD	R	P	R	PAT	FG	S	Pts.
O'Donoghue	0	0	0	0	0	48/51	24/35	0 117
Green	12	0	12	0	0	0/0	0/0	0 72
Mitchell	11	9	2	0	0	0/0	0/0	0 66
Anderson	8	6	2	0	0	0/0	0/0	0 48
Marsh	5	0	5	0	0	0/0	0/0	0 30
Tilley	5	0	5	0	0	0/0	0/0	0 30
Lomax	3	3	0	0	0	0/0	0/0	0 18
Ferrell	2	1	1	0	0	0/0	0/0	0 12
Love	2	1	1	0	0	0/0	0/0	0 12
Howard	1	0	0	1	0	0/0	0/0	0 6
L. Smith	1	0	0	1	0	0/0	0/0	0 6
Harrell	1	1	0	0	0	0/0	0/0	0 6
<b>Team</b>	<b>51</b>	<b>21</b>	<b>28</b>	<b>2</b>	<b>48</b>	<b>512/4</b>	<b>35/0</b>	<b>423</b>
<b>Opponents</b>	<b>39</b>	<b>11</b>	<b>26</b>	<b>2</b>	<b>36</b>	<b>392/4</b>	<b>37/0</b>	<b>345</b>

## PASSING

	Att.	Comp.	Yds.	Comp. %	Yds./Att.	TD	TD%	Int.	Int. %	Long	Sack/Lost
Lomax	560	345	4,614	61.6	8.24	28	5.0	16	2.99	83t	49/377 92.5
Mclvor	4	0	0	0.0	0.00	0	0.0	0	0.00	0	0/0 39.6
Mitchell	1	1	20	100.0	0.00	0	0.0	0	0.00	0	0/0 118.8
Perrin	1	1	0	0.0	0.00	0	0.0	0	0.00	0	0/0 79.2
<b>Team</b>	<b>566</b>	<b>347</b>	<b>4,634</b>	<b>61.3</b>	<b>8.19</b>	<b>28</b>	<b>4.9</b>	<b>16</b>	<b>2.8</b>	<b>83t</b>	<b>49/377 92.0</b>
<b>Opponents</b>	<b>494</b>	<b>251</b>	<b>3,574</b>	<b>50.8</b>	<b>7.23</b>	<b>26</b>	<b>5.3</b>	<b>21</b>	<b>4.1</b>	<b>90t</b>	<b>55/403 74.4</b>

## SACKS

Greer 14.0, A. Baker 10.0, Junior 9.5, Galloway 5.0, Duda 4.0, Mays 3.5, Nelson 3.0, Grooms 2.0, Holloway 1.5, Harris 1.5, L. Smith 1.0.  
Team 55.0, Opponents 65.0

## RUSHING

	No.	Yds.	Avg.	Long	TD
Anderson	289	1,174	4.1	24	6
Mitchell	81	434	5.4	39	9
Ferrell	44	203	4.5	25	1
Lomax	35	184	5.3	20	3
Love	25	90	3.6	13	1
Harrell	5	7	1.2	4	1
Harrington	3	6	2.0	5	0
Mclvor	3	5	1.7	6	0
Marsh	1	-5	-5.0	-5	0
Green	1	-10	-10.0	-10	0
<b>Team</b>	<b>488</b>	<b>2,088</b>	<b>4.3</b>	<b>39</b>	<b>21</b>
<b>Opponents</b>	<b>442</b>	<b>1,923</b>	<b>4.4</b>	<b>73</b>	<b>11</b>

## RECEIVING

	No.	Yds.	Avg.	Long	TD
Green	78	1,555	19.9	83t	12
Anderson	70	611	8.7	57	2
Tilley	52	758	14.6	42	5
Marsh	39	608	15.6	47	5
Mitchell	26	318	12.2	44t	2
Ferrell	26	218	8.4	21	1
LaFleur	17	198	11.6	21	0
Harrell	14	106	7.6	15	0
Pittman	10	145	14.5	50	0
Love	7	33	4.7	16	1
Mack	5	61	12.2	22	0
Goode	3	23	7.7	10	0
<b>Team</b>	<b>347</b>	<b>4,634</b>	<b>13.4</b>	<b>83t</b>	<b>28</b>
<b>Opponents</b>	<b>251</b>	<b>3,574</b>	<b>14.2</b>	<b>90t</b>	<b>26</b>

## INTERCEPTIONS

	No.	Yds.	Avg.	Long	TD
Washington	5	42	8.4	18	0
W. Smith	4	35	8.8	23	0
Perrin	4	22	5.5	22	0
L. Smith	2	31	15.5	25t	1
Griffin	2	0	0.0	0	0
Howard	2	-4	-2.0	1	0
Heffin	1	19	19.0	19	0
Junior	1	18	18.0	18	0
<b>Team</b>	<b>21</b>	<b>163</b>	<b>7.8</b>	<b>25t</b>	<b>1</b>
<b>Opponents</b>	<b>16</b>	<b>219</b>	<b>13.7</b>	<b>54</b>	<b>0</b>

## PUNT RETURNS

	Ret.	FC	Yds.	Avg.	Long	TD
Mitchell	38	3	333	8.8	39	0
Bird	5	0	56	11.2	17	0
Pittman	4	1	10	2.5	5	0
Green	0	1	0	0.0	0	0
<b>Team</b>	<b>47</b>	<b>5</b>	<b>399</b>	<b>8.5</b>	<b>39</b>	<b>0</b>
<b>Opponents</b>	<b>27</b>	<b>12</b>	<b>239</b>	<b>8.9</b>	<b>61</b>	<b>0</b>

## KICKOFF RETURNS

	No.	Yds.	Avg.	Long	TD
Mitchell	35	804	23.0	56	0
Pittman	14	319	22.8	43	0
Harrell	13	231	17.8	28	0
Bird	9	190	21.1	28	0
Green	1	18	18.0	18	0
Love	1	1	1.0	1	0
Ferrell	1	0	0.0	0	0
<b>Team</b>	<b>74</b>	<b>1,563</b>	<b>21.1</b>	<b>56</b>	<b>0</b>
<b>Opponents</b>	<b>85</b>	<b>1,549</b>	<b>18.2</b>	<b>96t</b>	<b>1</b>

## PUNTING

	No.	Yds.	Avg.	TB	In20	Lg	Bk.
Birdsong	67	2,594	38.7	8	20	59	1
Team	1	0	0.0	0	0	0	0
<b>Team</b>	<b>68</b>	<b>2,594</b>	<b>38.1</b>	<b>8</b>	<b>20</b>	<b>59</b>	<b>1</b>
<b>Opponents</b>	<b>81</b>	<b>3,157</b>	<b>38.8</b>	<b>5</b>	<b>9</b>	<b>59</b>	<b>1</b>

## FIELD GOALS

	1-19	20-29	30-39	40-49	50+
O'Donoghue	0-0	7-7	7-9	8-16	1-3
<b>Team</b>	<b>0-0</b>	<b>7-7</b>	<b>7-9</b>	<b>8-16</b>	<b>1-3</b>
<b>Opponents</b>	<b>1-1</b>	<b>8-10</b>	<b>13-16</b>	<b>2-6</b>	<b>7-5</b>

## USUAL STARTING LINEUP

Offense	Defense
WR..... Pat Tilley	LE. Al "Bubba" Baker
LT..... Luis Sharpe	LT..... David Galloway
LG..... Terry Stieve	RT..... Elois Grooms
C..... Randy Clark	Mark Duda
RG..... Joe Bostic	RE..... Curtis Greer
RT..... Tootie Robbins	LLB..... Thomas Howard
TE..... Doug Marsh	MLB..... E.J. Junior
Greg LaFleur	Kurt Allerman
WR..... Roy Green	RLB..... Charlie Baker
QB..... Neil Lomax	E.J. Junior
RB..... Ottis Anderson	LCB..... Lionel Wash.
FB..... Earl Ferrell	RCB..... Wayne Smith
K..... Neil O'Donoghue	SS..... Leonard Smith
	Lee Nelson
	FS..... Benny Perrin
	P..... Carl Birdsong

## NOTES

The Cards, with the NFC Eastern Division title on line to the winner, travel to R.F.K. Stadium and battle back from a 23-7 half-time deficit to take a 27-26 lead midway through fourth quarter, but a 50-yard field-goal try sails wide as time expires and Redskins escape with a 29-27 win and the division crown ... in the torrid comeback at Washington, QB **Neil Lomax** connects on 25 of 28 passes for 314 yards in the second half ... Cards finish 9-7 with seven losses by an average of just over six points ... Lomax sets club single-season marks with 345 pass completions in 560 attempts for 4,614 yards (fifth highest in NFL history), 28 touchdowns, and 92.5 quarterback rating ... WR **Roy Greer**'s 1,555 receiving yards is most by NFL player in 19 seasons as he averages 45.3 yards per touchdown reception.

## FINAL NFC EAST

### STANDINGS

Team	W	L	T	Pct.	Pts.	OP
Washington	11	5	0	.688	426	310
N.Y. Giants*	9	7	0	.563	299	301
St. Louis	9	7	0	.563	423	345
Dallas	9	7	0	.563	308	308
Philadelphia	6	9	1	.406	278	320

\*Wild-card postseason qualifier



## 1985 (5-11)

### HEAD COACH JIM HANIFAN

Sept. 8	At Cleveland	W	27-24 (OT)	62,107
Sept. 15	Cincinnati	W	41-27	46,321
Sept. 22	At N.Y. Giants	L	17-27	74,987
Sept. 29	Green Bay	W	43-28	48,598
Oct. 7	At Washington	L	10-27	53,134
Oct. 13	At Philadelphia	L	7-30	48,186
Oct. 20	At Pittsburgh	L	10-23	56,478
Oct. 27	Houston	L	10-20	43,190
Nov. 4	Dallas	W	21-10	49,337
Nov. 10	At Tampa Bay	L	0-16	34,736
Nov. 17	Philadelphia	L	14-24	39,032
Nov. 24	N.Y. Giants	L	3-34	41,248
Nov. 28	At Dallas	L	17-35	54,125
Dec. 8	New Orleans	W	28-16	29,527
Dec. 15	At L.A. Rams	L	14-46	52,052
Dec. 21	Washington	L	16-27	28,090

Home: 4-4 (325,343). Away: 1-7 (435,805).  
278-414

### TEAM STATISTICS

	Cards	Opp.
<b>Total First Downs.....</b>	<b>301</b>	<b>314</b>
Rushing	108	115
Passing	171	169
Penalty	22	30
<b>Total Net Yards.....</b>	<b>5086</b>	<b>5381</b>
Avg. Per Game	317.9	336.3
Total Plays	1,016	1,045
Avg. Per Play	5.0	5.2
<b>Net Yards Rushing.....</b>	<b>1974</b>	<b>2378</b>
Avg. Per Game	123.4	148.6
Total Rushes	417	552
<b>Net Yards Passing.....</b>	<b>3112</b>	<b>3003</b>
Avg. Per Game	194.5	187.7
Sacked/Yards Lost	65/469	32/254
Gross Yards	3,581	3,257
Att./Comp./Pct.	534/296/55.4	461/253/54.9
Had Intercepted	18	13
<b>Punts/Average.....</b>	<b>85/41.7</b>	<b>75/41.0</b>
<b>Penalties/Yards.....</b>	<b>101/816</b>	<b>88/744</b>
<b>Fumbles/Lost.....</b>	<b>36/16</b>	<b>28/14</b>
<b>Touchdowns.....</b>	<b>34</b>	<b>47</b>
Rushing	14	11
Passing	19	34
Returns	1	2

### SCORE BY PERIOD

	Q1	Q2	Q3	Q4	OT	Pts.
Team	67	73	48	87	3	278
Opponents	78	122	77	137	0	414

### SCORING

	TD	R	P	R	PAT	FG	S	Pts.
Mitchell	10	7	3	0	0/0	0/0	0	60
O'Donoghue	0	0	0	0	19/19	10/18	0	49
Tilley	6	0	6	0	0/0	0/0	0	36
Green	5	0	5	0	0/0	0/0	0	30
Ferrell	4	2	2	0	0/0	0/0	0	24
Anderson	4	4	0	0	0/0	0/0	0	24
Bojovic	0	0	0	0	11/12	3/7	0	20
Washington	1	0	0	1	0/0	0/0	0	6
Duncan	1	0	1	0	0/0	0/0	0	6
J.T. Smith	1	0	1	0	0/0	0/0	0	6
Marsh	1	0	1	0	0/0	0/0	0	6
Harrington	1	1	0	0	0/0	0/0	0	6
Atkinson	0	0	0	0	3/3	0/3	0	3
Wright	0	0	0	0	0/0	0/0	1	2
<b>Team</b>	<b>34</b>	<b>14</b>	<b>19</b>	<b>1</b>	<b>33/34</b>	<b>12/18</b>	<b>21</b>	<b>278</b>
<b>Opponents</b>	<b>47</b>	<b>11</b>	<b>34</b>	<b>2</b>	<b>46/47</b>	<b>28/31</b>	<b>4</b>	<b>414</b>

### PASSING

	Att.	Comp.	Yds.	Comp. %	Yds./Att.	TD	TD%	Int.	Int. %	Long	Sack/Lost	Rating
Lomax	471	266	3,214	56.5	6.82	18	3.8	12	2.5	47	61/442	79.9
Brunner	60	29	336	48.3	5.60	1	1.7	6	10.0	40	4/27	31.8
Mitchell	2	1	31	50.0	15.50	0	0.0	0	0.0	31	0/0	95.9
Birdsong	1	0	0	0.0	0.00	0	0.0	0	0.0	0	0/0	39.6
<b>Team</b>	<b>534</b>	<b>296</b>	<b>3,581</b>	<b>55.4</b>	<b>6.71</b>	<b>19</b>	<b>3.6</b>	<b>18</b>	<b>3.4</b>	<b>47</b>	<b>65/469</b>	<b>74.1</b>
<b>Opponents</b>	<b>461</b>	<b>253</b>	<b>3,257</b>	<b>54.9</b>	<b>7.07</b>	<b>34</b>	<b>7.4</b>	<b>13</b>	<b>2.8</b>	<b>53</b>	<b>32/254</b>	<b>90.3</b>

### SACKS

Greer 7.0, Duda 5.5, Galloway 4.5, A. Baker 4.0, Nunn 3.0, L. Smith 3.0, Junior 2.0, Mays 2.0, Grooms 1.0.

Team 32.0, Opponents 65.0

### RUSHING

	No.	Yds.	Avg.	Long	TD
Mitchell	183	1,006	5.5	64	7
Anderson	118	481	4.1	38	4
Ferrell	45	204	4.5	30	2
Lomax	32	125	3.9	23	0
Wolfley	24	64	2.7	11	0
Harrington	7	42	6.0	22	1
J.T. Smith	3	36	12.0	30	0
Brunner	3	8	2.7	8	0
Love	1	4	4.0	4	0
Green	1	2	2.0	2	0
<b>Team</b>	<b>417</b>	<b>1,974</b>	<b>4.7</b>	<b>64</b>	<b>14</b>
<b>Opponents</b>	<b>552</b>	<b>2,378</b>	<b>4.3</b>	<b>80</b>	<b>11</b>

### RECEIVING

	No.	Yds.	Avg.	Long	TD
Green	50	683	13.9	47	5
Tilley	49	726	14.8	47	6
Mitchell	47	502	10.7	46	3
J.T. Smith	43	581	13.5	34	1
Marsh	37	355	9.6	23	1
Ferrell	25	277	11.1	30	2
Anderson	23	225	9.8	43	0
LaFleur	9	119	13.2	24	0
Duncan	4	39	9.8	14	1
Gray	3	22	7.3	12	0
Wolfley	2	18	9.0	17	0
Love	2	4	2.0	3	0
Mack	1	16	16.0	16	0
Novacek	1	4	4.0	4	0
<b>Team</b>	<b>296</b>	<b>3,581</b>	<b>12.1</b>	<b>47</b>	<b>19</b>
<b>Opponents</b>	<b>253</b>	<b>3,257</b>	<b>12.9</b>	<b>53</b>	<b>34</b>

### INTERCEPTIONS

	No.	Yds.	Avg.	Long	TD
Junior	5	109	21.8	53	0
Young	3	0	0.0	0	0
L. Smith	2	73	36.5	67	0
Mack	2	10	5.0	10	0
Washington	1	48	48.0	48	1
<b>Team</b>	<b>13</b>	<b>240</b>	<b>18.5</b>	<b>67</b>	<b>1</b>
<b>Opponents</b>	<b>18</b>	<b>247</b>	<b>13.7</b>	<b>68</b>	<b>1</b>

### PUNT RETURNS

	Ret.	FC	Yds.	Avg.	Long	TD
J.T. Smith	26	9	283	10.9	31	0
Mitchell	11	2	97	8.8	21	0
Nelson	2	0	14	7.0	8	0
Tilley	1	0	-1	-1.0	-1	0
<b>Team</b>	<b>40</b>	<b>11</b>	<b>393</b>	<b>9.8</b>	<b>31</b>	<b>0</b>
<b>Opponents</b>	<b>50</b>	<b>12</b>	<b>457</b>	<b>9.1</b>	<b>26</b>	<b>0</b>

### KICKOFF RETURNS

	No.	Yds.	Avg.	Long	TD
Duncan	28	550	19.6	34	0
Mitchell	19	345	18.2	35	0
Wolfley	13	234	18.0	28	0
L. Smith	5	68	13.6	26	0
Harrington	4	77	19.3	35	0
J.T. Smith	4	59	14.8	33	0
Nelson	3	49	16.3	26	0
Novacek	1	20	20.0	20	0
Mumford	1	19	19.0	19	0
<b>Team</b>	<b>78</b>	<b>1,421</b>	<b>18.2</b>	<b>35</b>	<b>0</b>
<b>Opponents</b>	<b>56</b>	<b>1,150</b>	<b>20.5</b>	<b>40</b>	<b>0</b>

### PUNTING

	No.	Yds.	Avg.	TB	In20	Lg	Blk.
Birdsong	85	3,545	41.7	8	20	67	2
<b>Team</b>	<b>85</b>	<b>3,545</b>	<b>41.7</b>	<b>8</b>	<b>20</b>	<b>67</b>	<b>2</b>
<b>Opponents</b>	<b>75</b>	<b>3,077</b>	<b>41.0</b>	<b>5</b>	<b>12</b>	<b>64</b>	<b>0</b>

### FIELD GOALS

	1-19	20-29	30-39	40-49	50+
O'Donoghue	1-1	3-5	4-6	2-4	0-2
Atkinson	0-0	0-0	0-0	0-3	0-0
Bojovic	0-0	0-0	0-2	2-3	0-2
<b>Team</b>	<b>1-1</b>	<b>3-5</b>	<b>4-8</b>	<b>4-10</b>	<b>0-4</b>
<b>Opponents</b>	<b>3-3</b>	<b>6-7</b>	<b>11-14</b>	<b>6-9</b>	<b>2-5</b>

### USUAL STARTING LINEUP

Offense	Defense
<b>WR</b> ..... Pat Tilley	<b>LEAL</b> "Bubba" Baker
<b>LT</b> ..... Luis Sharpe	<b>LT</b> ..... David Galloway
<b>LG</b> ..... Doug Dawson	<b>RT</b> ..... Mark Duda
<b>C</b> ..... Randy Clark	<b>RE</b> ..... Curtis Greer
<b>RG</b> ..... Joe Bostic	<b>LLB</b> ..... Niko Noga
<b>RT</b> ..... Tootie Robbins	<b>MLB</b> ..... E.J. Junior
	<b>RLB</b> ..... Freddie Joe
<b>TE</b> ..... Doug Marsh	Nunn
<b>WR</b> ..... Roy Green	<b>LCB</b> ..... Cedric Mack
<b>QB</b> ..... Neil Lomax	<b>RCB</b> ..... Wayne Smith
<b>RB</b> ..... Ottis Anderson	<b>SS</b> ..... Leonard Smith
	<b>FS</b> ..... Lonnie Young
<b>RB</b> ..... Earl Ferrell	Benny Perrin
<b>K</b> ..... Neil O'Donoghue	<b>P</b> ..... Carl Birdsong
	Novo Bojovic

### NOTES

Though a 3-1 start looks promising, the Cards win only two of their final 12 contests to finish 5-11, spelling the end of **Jim Hanifan's** six-year (1980-85) tenure as head coach ... with former all-pro **RB Ottis Anderson** injured, **RB Stump Mitchell** averages 96.9 yards rushing in final nine games en route to 1,006 yards and a 5.5-yard average per carry despite starting just eight contests ... **QB Neil Lomax** is sacked NFC-high 61 times ... Yugoslavian **K Novo Bojovic**, signed by the Cards during mid-season, kicks a 40-yard field goal to give the Cards a 3-0 first-quarter lead Nov. 24 vs. N.Y. Giants, chases down the football, spikes it in the end zone, then watches with teammates as Giants score 34 unanswered points in 34-3 defeat at the Meadowlands.

### FINAL NFC EAST STANDINGS

Team	W	L	T	Pct.	Pts.	OP
Dallas	10	6	0	.625	357	333
N.Y. Giants*	10	6	0	.625	399	283
Washington	10	6	0	.625	297	312
Philadelphia	7	9	0	.438	286	310
St. Louis	5	11	0	.313	278	414

\*Wild-card postseason qualifier



## 1986 (4-11-1)

### HEAD COACH GENE STALLINGS

Sept. 7	L.A. Rams	L	10-16	40,347
Sept. 14	At Atlanta	L	13-33	46,463
Sept. 21	At Buffalo	L	10-17	65,762
Sept. 29	Dallas	L	7-31	49,077
Oct. 5	N.Y. Giants	L	6-13	40,562
Oct. 12	At Tampa Bay	W	30-19	33,307
Oct. 19	At Washington	L	21-28	53,494
Oct. 26	At Dallas	L	6-37	60,756
Nov. 2	Philadelphia	W	13-10	33,051
Nov. 9	At San Francisco	L	17-43	50,172
Nov. 16	New Orleans	L	7-16	32,069
Nov. 23	Kansas City	W	23-14	29,680
Nov. 30	Washington	L	17-20	35,637
Dec. 7	At Philadelphia	T	10-10 (OT)	50,148
Dec. 14	At N.Y. Giants	L	7-27	75,261
Dec. 21	Tampa Bay	W	21-17	23,957

218-351

Home: 3-5 (284,380). Away: 1-6-1 (435,363).

### TEAM STATISTICS

	Cards	Opp.
<b>Total First Downs</b> .....	<b>273</b>	<b>304</b>
Rushing	102	125
Passing	149	149
Penalty	22	30
<b>Total Net Yards</b> .....	<b>4503</b>	<b>4864</b>
Avg. Per Game	281.4	304.0
Total Plays	994	1,037
Avg. Per Play	4.5	4.7
<b>Net Yards Rushing</b> .....	<b>1787</b>	<b>2227</b>
Avg. Per Game	111.7	139.2
Total Rushes	419	560
<b>Net Yards Passing</b> .....	<b>2716</b>	<b>2637</b>
Avg. Per Game	169.8	164.8
Sacked/Yards Lost	59/424	41/355
Gross Yards	3,140	2,992
Att./Comp./Pct.516/293/56.8436/215/49.3		
Had Intercepted	19	10
<b>Punts/Average</b> .....	<b>92/37.1</b>	<b>83/42.5</b>
<b>Penalties/Yards</b> .....	<b>116/932</b>	<b>86/682</b>
<b>Fumbles/Lost</b> .....	<b>25/10</b>	<b>40/12</b>
<b>Touchdowns</b> .....	<b>27</b>	<b>40</b>
Rushing	8	17
Passing	17	21
Returns	2	2

### SCORE BY PERIOD

	Q1	Q2	Q3	Q4	OT	Pts.
Team	15	79	41	83	0	218
Opponents	82	106	64	99	0	351

### SCORING

	TD	R	P	R	PAT	FG	S	Pts.
Lee	0	0	0	0	14/17	8/13	0	38
Green	6	0	6	0	0/0	0/0	0	36
J.T. Smith	6	0	6	0	0/0	0/0	0	36
Mitchell	5	5	0	0	0/0	0/0	0	30
Ferrell	3	0	3	0	0/0	0/0	0	18
Schubert	0	0	0	0	9/10	3/11	10	18
Sikahema	3	0	1	2	0/0	0/0	0	18
Anderson	2	2	0	0	0/0	0/0	0	12
Fox	1	0	1	0	0/0	0/0	0	6
Lomax	1	1	0	0	0/0	0/0	0	6
<b>Team</b>	<b>27</b>	<b>8</b>	<b>17</b>	<b>2</b>	<b>23/27</b>	<b>11/24</b>	<b>0</b>	<b>218</b>
<b>Opponents</b>	<b>40</b>	<b>17</b>	<b>21</b>	<b>2</b>	<b>37/40</b>	<b>24/32</b>	<b>1</b>	<b>351</b>

### PASSING

	Att.	Comp.	Yds.	Comp. %	Yds./Att.	TD	TD%	Int.	Int. %	Long	Sack/Lost	Rating
Lomax	421	240	2,583	57.0	6.14	13	3.1	12	2.9	48t	52/381	73.4
Stoudt	91	52	542	57.1	5.96	3	3.3	7	7.7	24t	7/43	53.4
Mitchell	3	1	15	33.3	5.00	1	0.0	0	0.0	0	0/0	90.3
Arapostathis	1	0	0	00.0	0.00	0	0.0	0	0.0	0	0/0	39.6
<b>Team</b>	<b>516</b>	<b>293</b>	<b>3,140</b>	<b>56.8</b>	<b>6.09</b>	<b>17</b>	<b>3.3</b>	<b>19</b>	<b>3.7</b>	<b>48t</b>	<b>59/424</b>	<b>70.3</b>
<b>Opponents</b>	<b>436</b>	<b>215</b>	<b>2,992</b>	<b>49.3</b>	<b>6.86</b>	<b>21</b>	<b>4.8</b>	<b>10</b>	<b>2.3</b>	<b>51</b>	<b>41/355</b>	<b>78.1</b>

### SACKS

A. Baker 10.0, Nunn 7.0, L. Smith 5.0, Galloway 5.0, Bell 4.0, C. Baker 3.5, Clasby 3.0, Noga 2.0.  
**Team 41.0, Opponents 59.0**

### RUSHING

	No.	Yds.	Avg.	Long	TD
Mitchell	174	800	4.6	44	5
Ferrell	124	548	4.4	25	0
Anderson	51	156	3.1	14	2
Lomax	35	148	4.2	18	1
Sikahema	16	62	3.9	23	0
Stoudt	7	53	7.6	17	0
Wolfley	8	19	2.4	8	0
Marsh	1	5	5.0	5	0
Green	2	-4	-2.0	1	0
Austin	1	0	0.0	0	0
<b>Team</b>	<b>419</b>	<b>1,787</b>	<b>4.3</b>	<b>44</b>	<b>8</b>
<b>Opponents</b>	<b>560</b>	<b>2,227</b>	<b>4.0</b>	<b>54</b>	<b>17</b>

### RECEIVING

	No.	Yds.	Avg.	Long	TD
J.T. Smith	80	1,014	12.7	45	6
Ferrell	56	434	7.8	30t	3
Green	42	517	12.3	48t	6
Mitchell	41	276	6.7	24	0
Marsh	25	313	12.5	27	0
T. Johnson	14	203	14.5	39	0
Anderson	10	91	9.1	19	0
Fox	5	59	11.8	38t	1
Sikahema	10	99	9.9	27	1
Tilley	3	51	17.0	18	0
Holman	3	41	13.7	18	0
Wolfley	2	32	16.0	28	0
Sargent	1	8	8.0	8	0
Novacek	1	2	2.0	2	0
<b>Team</b>	<b>293</b>	<b>3,140</b>	<b>10.7</b>	<b>48t</b>	<b>17</b>
<b>Opponents</b>	<b>215</b>	<b>2,992</b>	<b>13.9</b>	<b>51</b>	<b>21</b>

### INTERCEPTIONS

	No.	Yds.	Avg.	Long	TD
Mack	4	42	10.5	24	0
Washington	2	19	9.5	19	0
Carter	2	12	6.0	11	0
W. Smith	1	35	35.0	35	0
Le. Smith	1	13	13.0	13	0
<b>Team</b>	<b>10</b>	<b>121</b>	<b>12.1</b>	<b>35</b>	<b>0</b>
<b>Opponents</b>	<b>19</b>	<b>271</b>	<b>14.3</b>	<b>78t</b>	<b>2</b>

### PUNT RETURNS

	Ret.	FC	Yds.	Avg.	Long	TD
Sikahema	43	16	522	12.1	71t	2
J.T. Smith	1	0	6	6.0	6	0
Carter	1	0	0	0.0	0	0
<b>Team</b>	<b>45</b>	<b>16</b>	<b>528</b>	<b>11.7</b>	<b>71t</b>	<b>2</b>
<b>Opponents</b>	<b>44</b>	<b>20</b>	<b>296</b>	<b>6.7</b>	<b>22</b>	<b>0</b>

### KICKOFF RETURNS

	No.	Yds.	Avg.	Long	TD
Sikahema	37	847	22.9	44	0
Swanson	10	206	20.6	40	0
Mitchell	6	203	33.8	53	0
Fox	6	161	26.8	38	0
Johnson	3	46	15.3	25	0
Carter	2	21	10.5	14	0
Ferrell	3	41	13.7	27	0
Sargent	2	27	13.5	14	0
Holmes	1	2	2.0	2	0
Wolfley	0	-6	-6.0	-6	0
<b>Team</b>	<b>70</b>	<b>1,548</b>	<b>22.1</b>	<b>53</b>	<b>0</b>
<b>Opponents</b>	<b>50</b>	<b>886</b>	<b>17.7</b>	<b>56</b>	<b>0</b>

### PUNTING

	No.	Yds.	Avg.	TD	In20	Lg	Bk.
Cater	61	2,271	37.2	4	16	52	1
Arapostathis	30	1,140	38.0	0	5	50	0
<b>Team</b>	<b>92</b>	<b>3,411</b>	<b>37.1</b>	<b>4</b>	<b>21</b>	<b>52</b>	<b>1</b>
<b>Opponents</b>	<b>83</b>	<b>3,514</b>	<b>42.3</b>	<b>10</b>	<b>24</b>	<b>60</b>	<b>0</b>

### FIELD GOALS

	1-19	20-29	30-39	40-49	50+
Lee	0-0	2-3	5-6	1-4	0-0
Schubert	0-0	2-2	0-4	1-5	0-0
<b>Team</b>	<b>0-0</b>	<b>4-5</b>	<b>5-10</b>	<b>2-9</b>	<b>0-0</b>
<b>Opponents</b>	<b>0-0</b>	<b>5-6</b>	<b>9-11</b>	<b>9-15</b>	<b>0-0</b>

### USUAL STARTING LINEUP

Offense	Defense
WR.....J.T. Smith	LE.....Bob Clasby
LT.....Luis Sharpe	NT.....Mark Duda
LG.....Derek Kennard	David Galloway
Ray Brown	RE...Al "Bubba" Baker
C.....Mike Ruether	LOLB.....Freddie Joe Nunn
Gene Chilton	Gene Chilton
RG.....Joe Bostic	LILB.....E.J. Junior
RT.....Lance Smith	ROLB.....Niko Noga
Tootie Robbins	RILB...Charlie Baker
TE.....Doug Marsh	LCB...Lionel Washington
WR.....Roy Green	RCB.....Cedric Mack
QB.....Neil Lomax	Wayne Smith
RB.....Stump Mitchell	SS.....Leonard Smith
FB.....Earl Ferrell	FS.....Lonnie Young
K.....John Lee	P.....Greg Cater
Eric Schubert	

### NOTES

Long-time Dallas assistant Gene Stallings named Cards' head coach ... injury-riddled squad manages 4-11-1 mark ... rookie 10th-round pick and RB Vai Sikahema (return specialist) and RB Ron Wolfley (special teams) voted to Pro Bowl ... Sikahema ties NFL record with two punt returns for touchdowns (71 and 60 yards) vs. Tampa Bay Dec. 21 ... WR J.T. Smith sets club single-season mark with 80 pass receptions ... just eight weeks removed from back surgery, 49ers quarterback Joe Montana makes spectacular return at Cards' expense, completing 13 of 19 passes for 270 yards and three touchdowns to Jerry Rice in 43-17 win at San Francisco Nov. 9.

### FINAL NFC EAST

#### STANDINGS

Team	W	L	T	Pct.	Pts.	OP
N.Y. Giants#	14	2	0	.875	371	236
Washington*	12	4	0	.750	368	296
Dallas	7	9	0	.438	346	337
Philadelphia	5	10	1	.344	256	312
St. Louis	4	11	1	.281	218	315

#Top NFC playoff seed

\*Wild-card postseason qualifier





## 1987 (7-8)

HEAD COACH GENE STALLINGS  
(Final season in St. Louis)

Sept. 13	Dallas	W	24-13	47,241
Sept. 20	At San Diego	L	24-28	47,998
Sept. 27	Indianapolis	(not played)		
Oct. 4	At Washington	L	21-28	27,728
Oct. 11	New Orleans	W	24-19	11,795
Oct. 18	At S.F.	L	28-34	38,094
Oct. 25	At N.Y. Giants	L	7-30	74,391
Nov. 1	Philadelphia	L	23-28	24,586
Nov. 8	Tampa Bay	W	31-28	22,449
Nov. 15	L.A. Rams	L	24-27	27,730
Nov. 22	At Philadelphia	W	31-19	55,592
Nov. 29	At Atlanta	W	34-21	15,909
Dec. 6	Washington	L	17-34	31,324
Dec. 13	N.Y. Giants	W	27-24	29,623
Dec. 20	At Tampa Bay	W	31-14	32,046
Dec. 27	At Dallas	L	16-21	36,788
			362-368	

Home: 4-3 (194,748). Away: 3-5 (328,536).

## TEAM STATISTICS

	Cards	Opp.
Total First Downs.....	325	306
Rushing.....	115	116
Passing.....	189	168
Penalty.....	21	22
Total Net Yards.....	5326	5384
Avg. Per Game.....	355.1	358.9
Total Plays.....	1,045	1,023
Avg. Per Play.....	5.1	5.3
Net Yards Rushing.....	1873	2001
Avg. Per Game.....	124.9	133.4
Total Rushes.....	462	492
Net Yards Passing.....	3453	3383
Avg. Per Game.....	230.2	225.5
Sacked/Yards Lost.....	54/397	41/285
Gross Yards.....	3,850	3,668
Att./Comp./Pct. 529/305/57.7	490/276/56.3	
Had Intercepted.....	15	14
Punts/Average.....	70/38.0	74/41.2
Penalties/Yards.....	101/797	88/718
Fumbles/Lost.....	23/12	34/19
Touchdowns.....	46	48
Rushing.....	15	16
Passing.....	25	30
Returns.....	6	2

## SCORE BY PERIOD

	Q1	Q2	Q3	Q4	OT	Pts.
Team	67	127	61	107	0	362
Opponents	90	88	103	87	0	368

## SCORING

	TD	R	P	R	PAT	FG	S	Pts.
Galloway	0	0	0	0	30/31	9/19	0	57
J. Smith	8	0	0	0	0/0	0/0	0	48
Del Greco St.L.	0	0	0	0	8/9	4/5	0	20
Ferrell	7	7	0	0	0/0	0/0	0	42
Awalt	6	0	6	0	0/0	0/0	0	36
Mitchell	5	3	2	0	0/0	0/0	0	30
Green	4	0	4	0	0/0	0/0	0	24
McAdoo	4	3	0	1	0/0	0/0	0	24
Novacek	3	0	3	0	0/0	0/0	0	18
T. Johnson	2	0	2	0	0/0	0/0	0	12
Staurovsky	0	0	0	0	6/6	1/3	0	9
Garza	1	1	0	0	0/0	0/0	0	6
Jackson	1	0	0	1	0/0	0/0	0	6
N. Noga	1	0	0	1	0/0	0/0	0	6
P. Noga	1	0	0	1	0/0	0/0	0	6
Le. Smith	1	0	0	1	0/0	0/0	0	6
Sikahema	1	0	0	1	0/0	0/0	0	6
Wolfley	1	1	0	0	0/0	0/0	0	6
Team	46	15	25	6	44/4614	27/0	362	
Opponents	48	16	30	2	45/4811	181	368	

## PASSING

	Att.	Comp.	Yds.	Comp. %	Yds./Att.	TD	TD%	Int.	Int. %	Long	Sack/Lost	Rating
Lomax	463	275	3,387	59.4	7.32	24	5.2	12	2.6	57	48/350	88.5
Halloran	42	18	263	42.9	6.26	0	0.0	1	2.4	49	5/34	54.0
Garza	20	11	183	55.0	9.15	1	5.0	2	10.0	38T	1/13	63.1
Mitchell	3	1	17	33.3	5.67	0	0.0	0	0.0	17	0/0	53.5
Stoudt	1	0	0	0.0	0.00	0	0.0	0	0.0	0	0/0	39.6
Team	529	305	3,850	57.6	7.27	25	4.7	15	2.8	57	54/397	84.4
Opponents	490	276	3,668	56.3	7.49	30	6.1	14	2.9	88T	41/285	88.7

## SACKS

Nunn 11.0, Greer 6.0, Clasby 4.5, N. Noga 3.0, Saddler 3.0, Garalczyk 2.5, Junior 2.0, Le. Smith 2.0, Scotts 2.0, Alvord 1.5, Bell 1.0, Galloway 1.0, Mack 1.0, Dulin 0.5.

Team 41.0, Opponents 54.0

## RUSHING

	No.	Yds.	Avg.	Long	TD
Mitchell	203	781	3.8	42	3
Ferrell	113	512	4.5	35T	7
McAdoo	53	230	4.3	17	3
Lomax	29	107	3.7	19	0
Sargent	18	90	5.0	16	0
Wolfley	26	87	3.3	8	1
Green	2	34	17.0	26	0
Garza	8	31	3.9	10	1
Ro. Brown	1	9	9.0	9	0
T. Johnson	1	9	9.0	9	0
Cater	2	3	1.5	11	0
Stoudt	1	-2	-2.0	-2	0
Awalt	2	-9	-4.5	-1	0
Halloran	3	-9	-3.0	2	0
Team	462	1,873	4.1	42	15
Opponents	492	2,001	4.1	47T	16

## RECEIVING

	No.	Yds.	Avg.	Long	TD
J.T. Smith	91	1,117	12.3	38	8
Mitchell	45	397	8.8	39	2
Green	43	731	17.0	57	4
Awalt	42	526	12.5	35	6
Ferrell	23	262	11.4	36	0
Novacek	20	254	12.7	25	3
T. Johnson	15	308	20.5	49T	2
Holmes	11	132	12.0	23	0
Wolfley	8	68	8.5	16	0
Sargent	2	19	9.5	10	0
Ro. Brown	2	16	8.0	9	0
McAdoo	2	12	6.0	6	0
Harris	1	8	8.0	8	0
Team	305	3,850	12.6	57	25
Opponents	276	3,668	13.3	88T	30

## INTERCEPTIONS

	No.	Yds.	Avg.	Long	TD
Curtis	5	65	13.0	31	0
Mack	2	0	0.0	0	0
P. Noga	1	60	60.0	60T	1
Junior	1	25	25.5	25	0
Bell	1	13	13.0	13	0
Mathis	1	4	4.0	4	0
Carter	1	0	0.0	0	0
Saddler	1	0	0.0	0	0
Young	1	0	0.0	0	0
Team	14	167	11.9	60T	1
Opponents	15	227	15.1	63	0

## PUNT RETURNS

	Ret.	FC	Yds.	Avg.	Long	TD
Sikahema	44	7	550	12.5	76T	1
Team	44	7	550	12.5	76T	1
Opponents	36	8	489	13.6	81T	1

## KICKOFF RETURNS

	No.	Yds.	Avg.	Long	TD
Sikahema	34	761	22.4	50	0
McAdoo	23	444	19.3	30	0
Sargent	3	37	12.3	27	0
Ro. Brown	1	40	40.0	40	0
Ferrell	1	10	10.0	10	0
Holmes	1	25	25.5	25	0
Team	63	1,317	20.9	50	0
Opponents	59	1,063	18.0	66	0

## PUNTING

	No.	Yds.	Avg.	TBIn20	Lg	Blk.
Horne (St.L.)	24	971	40.5	3	4	51 0
Cater	39	1,470	37.7	2	10	68 1
Royals	6	222	37.0	2	2	46 0
Team	69	2,663	38.6	5	16	68 1
Opponents	74	3,049	41.2	6	18	63 0

## FIELD GOALS

	1-19	20-29	30-39	40-49	50+
Del Greco (G.B.)	0-0	1-2	2-4	2-4	0-0
Del Greco (St. L.)	0-0	2-3	2-2	0-0	0-0
Galloway	0-0	4-5	2-7	3-7	0-0
Staurovsky	0-0	1-2	0-0	0-1	0-0
Team	0-0	7-10	4-9	3-8	0-0
Opponents	0-0	7-7	2-3	2-6	0-2

## USUAL STARTING LINEUP

Offense	Defense
WR.....J.T. Smith	LE...Freddie Joe Nunn
LT.....Luis Sharpe	LT.....Bob Clasby
LG.....Todd Peat	RT.....Steve Alvord
	Joe Bostic
	Mark Duda
RG.....Derek Kennard	RE.....Curtis Greer
RC.....Lance Smith	David Galloway
RT.....Tootie Robbins	LLB.....Anthony Bell
TE.....Rob Awalt	MLB.....Niko Noga
	Jay Novacek
WR.....Roy Green	RLB.....E.J. Junior
QB.....Neil Lomax	LCB.....Carl Carter
RB.....Stump Mitchell	RCB.....Cedric Mack
FB.....Earl Ferrell	SS.....Leonard Smith
K.....Jim Galloway	FS.....Lonnie Young
	P.....Greg Horne

## NOTES

Final season in St. Louis ... 21-16 loss in season finale at Dallas completes 7-8 record to deprive club of first playoff berth in five seasons ... Cards defeat defending Super Bowl champ N.Y. Giants 27-24 in final appearance in Busch Stadium Dec. 13 ... players' strike mandates playing three games with replacement rosters ... Cards launch greatest fourth-quarter comeback in NFL history in 31-28 win over Tampa Bay Nov. 8, rallying from a 28-3 deficit after three periods ... QB **Neil Lomax** completes 10 of 16 passes for 164 and three touchdowns in the fourth quarter as Cards score 28 unanswered points ... WR **J.T. Smith** breaks own club mark of 80 pass receptions with league-high 91 catches (1,117 yards) ... Ram RB Charles White sets Card opponent record with 213 rushing yards Nov. 15.

## FINAL NFC EAST STANDINGS

Team	W	L	T	Pct.	Pts.	OP
Washington	11	4	0	.733	379	285
Dallas	7	8	0	.467	340	348
St. Louis	7	8	0	.467	362	368
Philadelphia	7	8	0	.467	337	380
N.Y. Giants	6	9	0	.400	280	312



## 1988 (7-9)

### HEAD COACH GENE STALLINGS (First season in Arizona)

Sept. 4	At Cincinnati	L	14-21	50,404
Sept. 12	Dallas	L	14-17	67,139
Sept. 18	At Tampa Bay	W	30-24	35,034
Sept. 25	Washington	W	30-21	61,973
Oct. 2	At L.A. Rams	W	41-27	49,830
Oct. 9	Pittsburgh	W	31-14	53,288
Oct. 16	At Washington	L	17-33	54,402
Oct. 23	Cleveland	L	21-29	61,261
Oct. 30	At Dallas	W	16-10	42,196
Nov. 6	San Francisco	W	24-23	64,544
Nov. 13	N.Y. Giants	W	24-17	65,324
Nov. 20	At Houston	L	20-38	43,843
Nov. 27	At Philadelphia	L	21-31	57,918
Dec. 4	At N.Y. Giants	L	7-44	73,438
Dec. 10	Philadelphia	L	17-23	54,832
Dec. 18	Green Bay	L	17-26	44,586
344-398				

Home: 4-4 (472,937). Away: 3-5 (407,065).

## TEAM STATISTICS

	Cards	Opp.
<b>Total First Downs</b> .....	<b>336</b>	<b>301</b>
Rushing	122	110
Passing	195	171
Penalty	19	20
<b>Total Net Yards</b> .....	<b>5807</b>	<b>5169</b>
Avg. Per Game	362.9	323.1
Total Plays	1,102	1,014
Avg. Per Play	5.3	5.1
<b>Net Yards Rushing</b> .....	<b>2027</b>	<b>1925</b>
Avg. Per Game	126.7	120.3
Total Rushes	480	467
<b>Net Yards Passing</b> .....	<b>3780</b>	<b>3244</b>
Avg. Per Game	236.3	202.8
Sacked/Yards Lost	40/411	39/295
Gross Yards	4,191	3,539
Att./Comp./Pct./562/322/57.3508/264/52.0		
Had Intercepted	19	16
<b>Punts/Average</b> .....	<b>80/40.3</b>	<b>83/41.1</b>
Penalties/Yards	99/790	103/770
Fumbles/Lost	34/16	27/13
<b>Touchdowns</b> .....	<b>44</b>	<b>51</b>
Rushing	15	19
Passing	26	30
Returns	3	2

## SCORE BY PERIOD

	Q1	Q2	Q3	Q4	OT	Pts.
Team	67	114	51	112	0	344
Opponents	101	106	84	107	0	398

## SCORING

	TD	R	P	R	PAT	FG	S	Pts.
Del Greco	0	0	0	0	42/44	12/21	0	78
Farrell	9	7	2	0	0/0	0/0	0	54
Green	7	7	0	0	0/0	0/0	0	42
S. Mitchell	5	4	1	0	0/0	0/0	0	30
J.T. Smith	5	0	5	0	0/0	0/0	0	30
Awalt	4	0	4	0	0/0	0/0	0	24
Novacek	4	0	4	0	0/0	0/0	0	24
Jordan	3	3	0	0	0/0	0/0	0	18
Jones	3	0	3	0	0/0	0/0	0	18
Junior	1	0	1	0	0/0	0/0	0	6
Lomax	1	1	0	0	0/0	0/0	0	6
Mack	1	0	1	0	0/0	0/0	0	6
Saddler	1	0	1	0	0/0	0/0	0	6
Harvey	0	0	0	0	0/0	0/0	1	2
<b>Team</b>	<b>44</b>	<b>15</b>	<b>26</b>	<b>3</b>	<b>42/44</b>	<b>12/21</b>	<b>344</b>	
<b>Opponents</b>	<b>51</b>	<b>19</b>	<b>30</b>	<b>2</b>	<b>47/51</b>	<b>13/23</b>	<b>398</b>	

## PASSING

	Att.	Comp.	Yds.	Comp. %	Yds./Att.	TD	TD%	Int.	Int. %	Long	Sack/Lost	Rating
Lomax	443	255	3,395	57.6	7.66	20	4.5	11	2.5	93t	46/315	86.7
Stoudt	113	63	747	55.8	6.61	6	5.3	8	7.1	52t	13/85	64.3
Tupa	6	4	49	66.7	8.17	0	0.0	0	0.0	22	1/11	91.7
<b>Team</b>	<b>562</b>	<b>322</b>	<b>4,191</b>	<b>57.3</b>	<b>7.46</b>	<b>26</b>	<b>4.6</b>	<b>19</b>	<b>3.4</b>	<b>93t</b>	<b>60/411</b>	<b>82.2</b>
<b>Opponents</b>	<b>508</b>	<b>264</b>	<b>3,539</b>	<b>52.0</b>	<b>6.97</b>	<b>30</b>	<b>5.9</b>	<b>16</b>	<b>3.1</b>	<b>61t</b>	<b>39/295</b>	<b>81.0</b>

## SACKS

Nunn 14, Harvey 6, Clasby 5, Alvord 2, Galloway 2, Junior 2, McDonald 2, Saddler 2, Bell 1, Curtis 1, Hunley 1, Noga 1.

Team 39, Opponents 60

## RUSHING

	No.	Yds.	Avg.	Long	TD
Farrell	202	924	4.6	47	7
S. Mitchell	164	726	4.4	47	4
Jordan	61	160	2.6	12	3
Stoudt	14	57	4.1	14	0
Lomax	17	55	3.2	13	1
Wolfley	9	43	4.8	20	0
Horne	3	20	6.7	20	0
J.T. Smith	1	15	15.0	15	0
Novacek	1	10	10.0	10	0
Del Greco	1	8	8.0	8	0
Jeffery	3	8	2.7	9	0
Green	4	1	0.3	18	0
<b>Team</b>	<b>480</b>	<b>2,027</b>	<b>4.2</b>	<b>47</b>	<b>15</b>
<b>Opponents</b>	<b>467</b>	<b>1,925</b>	<b>4.1</b>	<b>52</b>	<b>19</b>

## RECEIVING

	No.	Yds.	Avg.	Long	TD
J. Smith	83	986	11.9	29	5
Green	68	1,097	16.1	52	7
Awalt	39	454	11.6	52t	4
Novacek	38	569	15.0	42t	4
Farrell	38	315	8.3	30	2
S. Mitchell	25	214	8.6	28	1
Jones	23	496	21.6	93t	3
Jordan	4	24	6.0	12	0
Wolfley	2	11	5.5	8	0
Moore	1	15	15.0	15	0
Holmes	1	10	10.0	10	0
<b>Team</b>	<b>322</b>	<b>4,191</b>	<b>13.0</b>	<b>93t</b>	<b>26</b>
<b>Opponents</b>	<b>264</b>	<b>3,539</b>	<b>13.4</b>	<b>61t</b>	<b>30</b>

## INTERCEPTIONS

	No.	Yds.	Avg.	Long	TD
Mack	3	33	11.0	12	0
Carter	3	0	0.0	0	0
McDonald	2	11	5.5	11	0
Lyles	2	0	0.0	0	0
Curtis	1	18	18.0	18	0
Le. Smith	1	15	15.0	15	0
Clasby	1	7	7.0	7	0
Junior	1	2	2.0	2	0
Young	1	2	2.0	2	0
R. Mitchell	1	0	0.0	0	0
<b>Team</b>	<b>16</b>	<b>88</b>	<b>5.5</b>	<b>18</b>	<b>0</b>
<b>Opponents</b>	<b>19</b>	<b>264</b>	<b>13.9</b>	<b>39</b>	<b>0</b>

## PUNT RETURNS

	Ret.	FC	Yds.	Avg.	Long	TD
Sikahema	33	8	341	10.3	28	0
J. Smith	17	2	119	7.0	15	0
Hunley	1	0	3	3.0	3	0
McAdoo	1	0	0	0.0	0	0
McDonald	0	1	0	0.0	0	0
<b>Team</b>	<b>52</b>	<b>11</b>	<b>463</b>	<b>8.9</b>	<b>28</b>	<b>0</b>
<b>Opponents</b>	<b>41</b>	<b>11</b>	<b>416</b>	<b>10.1</b>	<b>63t</b>	<b>1</b>

## KICKOFF RETURNS

	No.	Yds.	Avg.	Long	TD
Sikahema	23	475	20.7	39	0
McAdoo (TB)	13	311	23.9	32	0
McAdoo	9	203	22.6	32	0
Jones	11	147	13.4	22	0
S. Mitchell	10	221	22.1	41	0
Clark	2	10	5.0	7	0

## KICKOFF RETURNS (CONT.)

	No.	Yds.	Avg.	Long	TD
Farrell	2	25	12.5	14	0
Jeffery	1	11	11.0	11	0
Phillips	1	4	4.0	4	0
Schillinger	1	10	10.0	10	0
<b>Team</b>	<b>60</b>	<b>1,106</b>	<b>18.4</b>	<b>41</b>	<b>0</b>
<b>Opponents</b>	<b>65</b>	<b>1,379</b>	<b>21.2</b>	<b>92t</b>	<b>1</b>

## PUNTING

	No.	Yds.	Yds. TB	Int	Lg	Blk.
Horne	79	3,228	40.9	-9	16	66
<b>Team</b>	<b>80</b>	<b>3,228</b>	<b>40.3</b>	<b>9</b>	<b>16</b>	<b>66</b>
<b>Opponents</b>	<b>83</b>	<b>3,414</b>	<b>41.1</b>	<b>10</b>	<b>18</b>	<b>62</b>

## FIELD GOALS

		1-19	20-29	30-39	40-49	50+
Del Greco	1-1	4-6	3-3	3-9	1-2	
<b>Team</b>	<b>1-1</b>	<b>4-6</b>	<b>3-3</b>	<b>3-9</b>	<b>1-2</b>	
<b>Opponents</b>	<b>0-0</b>	<b>5-6</b>	<b>4-5</b>	<b>4-11</b>	<b>0-0</b>	

## USUAL STARTING LINEUP

Offense	Defense
WR.....J.T. Smith	LE.....Rod Saddler
LT.....Luis Sharpe	David Galloway
LG.....Todd Peat	RT.....Bob Clasby
C.....Derek Kennard	LT.....Rod Saddler
RG.....Lance Smith	Steve Alvord
RE.....Tottie Robbins	RE. Freddie Joe Nunn
TE.....Rob Awalt	LLB.....Anthony Bell
WR.....Roy Green	MLB.....Niko Noga
QB.....Neil Lomax	RCB.....E.J. Junior
RB.....Stump Mitchell	LCB.....Carl Carter
FB.....Earl Farrell	SS.....Cedric Mack
K.....Al Del Greco	SS.....Tim McDonald
	FS.....Lonnie Young
	P.....Greg Horne

## NOTES

After 18 seasons in St. Louis (1960-87), Cards relocate to Arizona to play in Sun Devil Stadium at Arizona State University ... Hall of Famer **Larry Wilson** named vice president and general manager ... victories over three most recent Super Bowl champions—N.Y. Giants, Washington, and San Francisco—and 7-4 start (best since 1976) overshadowed by five consecutive losses to end season ... signature victory by overcoming 23-0 third-quarter deficit to down San Francisco 24-23 on a touchdown pass from QB **Neil Lomax** to WR **Roy Green** with three seconds left ... a national "Monday Night Football" audience and capacity Sun Devil Stadium crowd witness the Cards' inaugural regular-season game in Arizona, a 17-14 Dallas victory ... Cards gain first home victory in new venue with 30-21 upset of defending Super Bowl champion Washington Sept. 25.

## FINAL NFC EAST STANDINGS

Team	W	L	T	Pct.	Pts.	OP
Philadelphia	10	6	0	.625	379	319
N.Y. Giants	10	6	0	.625	359	304
Washington	7	9	0	.438	345	387
Phoenix	7	9	0	.438	344	398
Dallas	3	13	0	.188	265	381



## 1989 (5-11)

HEAD COACH GENE STALLINGS  
(11 GAMES)HEAD COACH HANK KUHLMANN  
(5 GAMES)

Sept. 10	At Detroit	W	16-13	36,735
Sept. 17	At Seattle	W	34-24	60,444
Sept. 24	At N.Y. Giants	L	7-35	75,742
Oct. 1	San Diego	L	13-24	44,201
Oct. 8	At Washington	L	28-30	53,335
Oct. 15	Philadelphia	L	5-17	42,620
Oct. 22	Atlanta	W	34-20	33,494
Oct. 29	At Dallas	W	19-10	44,831
Nov. 5	N.Y. Giants	L	13-20	46,588
Nov. 12	Dallas	W	24-20	49,657
Nov. 19	At L.A. Rams	L	14-37	53,176
Nov. 26	Tampa Bay	L	13-14	33,297
Dec. 3	Washington	L	10-29	38,870
Dec. 10	At L.A. Raiders	L	14-16	41,785
Dec. 17	Denver	L	0-37	56,071
Dec. 24	At Philadelphia	L	14-31	43,287
			258-377	

Home: 2-6 (345,198). Away: 3-5 (408,935).

## TEAM STATISTICS

	Cards	Opp.
<b>Total First Downs.....</b>	<b>263</b>	<b>329</b>
Rushing	83	113
Passing	157	185
Penalty	22	31
<b>Total Net Yards.....</b>	<b>4641</b>	<b>5877</b>
Avg. Per Game	290.1	367.3
Total Plays	986	1,100
Avg. Per Play	4.7	5.3
<b>Net Yards Rushing.....</b>	<b>1361</b>	<b>2302</b>
Avg. Per Game	85.1	143.9
Total Rushes	407	539
<b>Net Yards Passing.....</b>	<b>3280</b>	<b>3575</b>
Avg. Per Game	205.0	223.4
Sacked/Yards Lost	56/379	30/219
Gross Yards	3,659	3,794
Att./Comp./Pct.523/279/53.3531/286/53.9		
Had Intercepted	30	16
<b>Punts/Average.....</b>	<b>82/43.6</b>	<b>76/41.5</b>
<b>Penalties/Yards.....</b>	<b>113/856</b>	<b>106/916</b>
<b>Fumbles/Lost.....</b>	<b>24/14</b>	<b>18/11</b>
<b>Touchdowns.....</b>	<b>29</b>	<b>41</b>
Rushing	10	12
Passing	17	24
Returns	2	5

## SCORE BY PERIOD

	Q1	Q2	Q3	Q4	OT	Pts.
Team	43	76	51	88	0	258
Opponents	68	99	90	120	0	377

## SCORING

	TD	R	P	R	PAT	FG	S	Pts.
Del Greco	0	0	0	0	28/29	16/26	0	82
Green	7	0	7	0	0/0	0/0	0	42
Ferrell	6	6	0	0	0/0	0/0	0	36
J.T. Smith	5	0	5	0	0/0	0/0	0	30
Jones	3	0	3	0	0/0	0/0	0	18
Jordan	2	2	0	0	0/0	0/0	0	12
Hogeboom	1	1	0	0	0/0	0/0	0	6
Holmes	1	0	1	0	0/0	0/0	0	6
McDonald	0	0	1	0	0/0	0/0	0	6
Novacek	1	0	1	0	0/0	0/0	0	6
Wolfey	1	1	0	0	0/0	0/0	0	6
Zordich	0	0	0	1	0/0	0/0	0	6
Wilson	0	0	0	0	0/0	0/0	1	2
<b>Team</b>	<b>27</b>	<b>10</b>	<b>17</b>	<b>2</b>	<b>28/29</b>	<b>16/26</b>	<b>0</b>	<b>258</b>
<b>Opponents</b>	<b>36</b>	<b>12</b>	<b>24</b>	<b>5</b>	<b>40/41</b>	<b>29/40</b>	<b>2</b>	<b>377</b>

## PASSING

	Att.	Comp.	Yds.	Comp. %	Yds./Att.	TD	TD%	Int.	Int. %	Long	Sack/Lost	Rating
Hogeboom	364	204	2,591	56.0	7.12	14	3.8	19	5.2	59t	40/266	69.5
Tupa	134	65	973	48.5	7.26	3	2.2	9	6.7	77t	14/94	52.2
Rosenbach	22	9	95	40.9	4.32	0	0.0	1	4.5	24	2/19	35.2
Awalt	1	0	0	0.0	0.00	0	0.0	1	100.0	0	0/0	0.0
Camarillo	1	1	0	100.0	0.00	0	0.0	0	0.0	0	0/0	79.2
Sikahema	1	0	0	0.0	0.00	0	0.0	0	0.0	0	0/0	39.6
<b>Team</b>	<b>523</b>	<b>279</b>	<b>3,659</b>	<b>53.3</b>	<b>7.00</b>	<b>17</b>	<b>3.3</b>	<b>30</b>	<b>5.7</b>	<b>77t</b>	<b>56/379</b>	<b>62.6</b>
<b>Opponents</b>	<b>531</b>	<b>286</b>	<b>3,794</b>	<b>53.9</b>	<b>7.15</b>	<b>24</b>	<b>4.5</b>	<b>16</b>	<b>3.0</b>	<b>75t</b>	<b>30/219</b>	<b>79.2</b>

## SACKS

Harvey 7.0, Galloway 5.5, Nunn 5.0, Saddler 3.5, Bell 2.0, Clasy 2.0, Hill 1.0, Mack 1.0, Wahler 1.0, Wilson 1.0, Zordich 1.0.  
Team 30.0, Opponents 56.0

## RUSHING

	No.	Yds.	Avg.	Long	TD
Ferrell	149	502	3.4	44t	6
Jordan	83	211	2.5	15	2
S. Mitchell	43	165	3.8	14	0
Sikahema	38	145	3.8	27	0
Hogeboom	27	89	3.3	15	1
Tupa	15	75	5.0	13	0
Clark	10	42	4.2	9	0
Wolfey	13	36	2.8	5t	1
Baker	20	31	1.6	6	0
Rosenbach	6	26	4.3	8	0
J.T. Smith	2	21	10.5	11	0
Jones	1	18	18.0	18	0
<b>Team</b>	<b>407</b>	<b>1,361</b>	<b>3.3</b>	<b>44t</b>	<b>10</b>
<b>Opponents</b>	<b>539</b>	<b>2,302</b>	<b>4.3</b>	<b>51</b>	<b>12</b>

## RECEIVING

	No.	Yds.	Avg.	Long	TD
J.T. Smith	62	778	12.5	31	5
Jones	45	838	18.6	72t	3
Green	44	703	16.0	59t	7
Awalt	33	360	10.9	28	0
Sikahema	23	245	10.7	37	0
Novacek	23	225	9.8	30	1
Ferrell	18	122	6.8	25	0
Holmes	13	271	20.8	77t	1
Jordan	6	20	3.3	8	0
Wolfey	5	38	7.6	22	0
Baker	2	18	9.0	9	0
McConkey	2	18	9.0	10	0
S. Mitchell	1	10	10.0	10	0
Usher	1	8	8.0	8	0
Reeves	1	5	5.0	5	0
<b>Team</b>	<b>279</b>	<b>3,659</b>	<b>13.1</b>	<b>77t</b>	<b>17</b>
<b>Opponents</b>	<b>286</b>	<b>3,794</b>	<b>13.3</b>	<b>75t</b>	<b>24</b>

## INTERCEPTIONS

	No.	Yds.	Avg.	Long	TD
McDonald	7	170	24.3	53t	1
Mack	4	15	3.8	9	0
Downs	1	37	37.0	37	0
Young	1	32	32.0	32	0
Zordich	1	16	16.0	16t	1
Wahler	1	5	5.0	5	0
Carter	1	0	0.0	0	0
<b>Team</b>	<b>16</b>	<b>275</b>	<b>17.2</b>	<b>53t</b>	<b>2</b>
<b>Opponents</b>	<b>30</b>	<b>327</b>	<b>10.9</b>	<b>59t</b>	<b>3</b>

## PUNT RETURNS

	Ret.	FC	Yds.	Avg.	Long	TD
Sikahema	37	13	433	11.7	53	0
Usher(Phx.)	1	0	10	10.0	10	0
Jones	1	0	13	13.0	13	0
McConkey	1	0	13	13.0	13	0
<b>Team</b>	<b>40</b>	<b>13</b>	<b>469</b>	<b>11.7</b>	<b>53</b>	<b>0</b>
<b>Opponents</b>	<b>46</b>	<b>18</b>	<b>371</b>	<b>8.1</b>	<b>20</b>	<b>0</b>

## KICKOFF RETURNS

	No.	Yds.	Avg.	Long	TD
Sikahema	43	874	20.3	52	0
Usher(S.D./Phx.)	27	506	18.7	33	0
Usher(Phx.)	17	347	20.4	33	0
Baker	11	245	22.3	33	0
Jones	7	124	17.7	27	0
McConkey	2	40	20.0	21	0
Carr	1	15	15.0	15	0
Clark	1	0	0.0	0	0

## KICKOFF RETURNS (CONT.)

	No.	Yds.	Avg.	Long	TD
Reeves	1	5	5.0	5	0
<b>Team</b>	<b>83</b>	<b>1,650</b>	<b>19.9</b>	<b>52</b>	<b>0</b>
<b>Opponents</b>	<b>57</b>	<b>1,193</b>	<b>20.9</b>	<b>49</b>	<b>0</b>

## PUNTING

	No.	Yds.	Avg.	Net	TB	In20	Lq	Bk.
Tupa	6	280	46.7	39.8	0	2	51	0
Camarillo	76	3,298	43.4	37.5	6	21	58	0
<b>Team</b>	<b>82</b>	<b>3,578</b>	<b>43.6</b>	<b>37.6</b>	<b>6</b>	<b>23</b>	<b>58</b>	<b>0</b>
<b>Opponents</b>	<b>76</b>	<b>3,155</b>	<b>41.5</b>	<b>33.8</b>	<b>6</b>	<b>22</b>	<b>64</b>	<b>1</b>

## FIELD GOALS

	1-19	20-29	30-39	40-49	50+
Del Greco	0-0	7-7	5-6	5-11	1-2
<b>Team</b>	<b>0-0</b>	<b>7-7</b>	<b>5-6</b>	<b>5-11</b>	<b>1-2</b>
<b>Opponents</b>	<b>0-0</b>	<b>9-9</b>	<b>17-19</b>	<b>3-11</b>	<b>0-1</b>

## USUAL STARTING LINEUP

Offense	Defense
WR.....J.T. Smith	LE.....Freddie Joe Nunn
LT.....Luis Sharpe	LT.....Rod Saddler
LG.....Mike Zandofsky	RT.....Jim Wahler
Joe Wolf	RE.....David Galloway
C.....Derek Kennard	Karl Wilson
RG.....Lance Smith	LLB.....Anthony Bell
RT.....Tootie Robbins	MLB.....Eric Hill
Joe Wolf	RLB.....Ken Harvey
TE.....Rob Awalt	LCB.....Cedric Mack
WR.....Roy Green	RCB.....Carl Carter
QB.....Gary Hogeboom	SS.....Tim McDonald
RB.....Tony Jordan	FS.....Michael Zordich
Stump Mitchell	Longnie Young
FB.....Earl Ferrell	P.....Rich Camarillo
K.....Al Del Greco	

## NOTES

After a 2-0 start and 5-5 mark after 10 games, Head Coach **Gene Stallings** resigns after 37-14 loss to L.A. Rams dips Cards' slate to 5-6 ... Cards lose next five games under interim head coach **Hank Kuhlmann** ... QB **Neil Lomax** forced to sidelines for entire season due to career-ending arthritic condition in left hip ... only four Cardinals start all 16 games as 21 players who started at least one game miss playing time ... Cards sweep first season series against Cowboys since 1970 with 19-10 win at Dallas and 24-20 victory in Arizona ... FB **Ron Wolfley** named to unprecedented fourth consecutive Pro Bowl for kamikaze-like play on special teams.

## FINAL NFC EAST STANDINGS

Team	W	L	T	Pct.	Pts.	OP
N.Y. Giants	12	4	0	.750	348	252
Philadelphia*	11	5	0	.688	342	274
Washington	10	6	0	.625	386	308
Phoenix	5	11	0	.313	258	377
Dallas	1	15	0	.063	204	393

\*Wild-card playoff qualifier



## 1990 (5-11)

### HEAD COACH JOE BUGEL

Sept. 9	At Washington	L	0-31	52,649
Oct. 21	At Philadelphia	W	23-21	64,396
Sept. 23	At New Orleans	L	7-28	61,110
Sept. 30	Washington	L	10-38	49,303
Oct. 7	Open Date			
Oct. 14	Dallas	W	20-34	45,235
Oct. 21	At N.Y. Giants	L	19-20	76,518
Oct. 28	Chicago	L	21-31	71,233
Nov. 4	At Miami	L	3-23	54,924
Nov. 11	At Buffalo	L	14-45	74,904
Nov. 18	Green Bay	L	21-24	46,878
Nov. 25	New England	W	34-14	30,110
Dec. 2	Indianapolis	W	20-17	31,885
Dec. 9	At Atlanta	W	24-13	36,222
Dec. 16	At Dallas	L	10-41	60,190
Dec. 23	N.Y. Giants	L	21-24	41,212
Dec. 29	Philadelphia	L	21-23	31,796

268-396

Home: 3-5 (347,652). Away: 2-6 (480,913).

## TEAM STATISTICS

	Cards	Opp.
<b>Total First Downs</b> .....	<b>270</b>	<b>306</b>
Rushing	115	146
Passing	135	146
Penalty	20	20
<b>Total Net Yards</b> .....	<b>4742</b>	<b>5216</b>
Avg. Per Game	296.4	326.0
Total Plays	935	959
Avg. Per Play	5.1	5.4
<b>Net Yards Rushing</b> .....	<b>1912</b>	<b>2318</b>
Avg. Per Game	119.5	144.9
Total Rushes	452	521
<b>Net Yards Passing</b> .....	<b>2833</b>	<b>2898</b>
Avg. Per Game	177.1	181.1
Sacked/Yards Lost	43/285	36/232
Gross Yards	3,118	3,130
Att./Comp./Pct.439/238/54.2402/233/58.0		
Had Intercepted	18	16
<b>Punts/Average</b> .....	<b>67/42.8</b>	<b>63/43.6</b>
<b>Penalties/Yards</b> .....	<b>96/883</b>	<b>96/834</b>
<b>Fumbles/Lost</b> .....	<b>25/14</b>	<b>28/11</b>
<b>Touchdowns</b> .....	<b>31</b>	<b>50</b>
Rushing	13	20
Passing	16	29
Returns	2	1

## SCORE BY PERIOD

	Q1	Q2	Q3	Q4	OT	Pts.
Team	27	81	65	95	0	268
Opponents	88	113	79	116	0	396

## SCORING

	TD	R	P	R	PAT	FG	S	Pts.
Del Greco	0	0	0	0	31	3117/270	82	
Johnson	5	5	0	0	0/0	0/0	0	30
Green	4	0	4	0	0/0	0/0	0	24
Jones	4	0	4	0	0/0	0/0	0	24
Proehl	4	0	4	0	0/0	0/0	0	24
Thompson	4	4	0	0	0/0	0/0	0	24
Rosenbach	3	3	0	0	0/0	0/0	0	18
Flagler	2	1	1	0	0/0	0/0	0	12
J.T. Smith	2	0	2	0	0/0	0/0	0	12
Turner	2	0	2	0	0/0	0/0	0	12
Sharpe	1	0	1	0	0/0	0/0	0	6
<b>Team</b>	<b>31</b>	<b>13</b>	<b>16</b>	<b>2</b>	<b>31</b>	<b>3117/270368</b>		
<b>Opponents</b>	<b>50</b>	<b>29</b>	<b>1</b>	<b>48</b>	<b>5016</b>	<b>200396</b>		

## PASSING

	Att.	Comp.	Yds.	Comp. %	Yds./Att.	TD	TD%	Int.	Int. %	Long	Sack/Lost	Rating
Rosenbach	437	237	3,098	54.2	7.09	16	3.7	17	3.9	68t	43/285	72.8
Green	1	1	20	100.0	20.00	0	0.0	0	0.0	20	0/0	118.8
Johnson	1	0	0	0.0	0.00	0	0.0	1	100.0	0	0/0	0.0
<b>Team</b>	<b>439</b>	<b>238</b>	<b>3,118</b>	<b>54.2</b>	<b>7.10</b>	<b>16</b>	<b>3.6</b>	<b>18</b>	<b>4.1</b>	<b>68t</b>	<b>43/285</b>	<b>71.9</b>
<b>Opponents</b>	<b>402</b>	<b>233</b>	<b>3,130</b>	<b>58.0</b>	<b>7.79</b>	<b>29</b>	<b>7.2</b>	<b>16</b>	<b>4.0</b>	<b>67t</b>	<b>36/232</b>	<b>90.3</b>

## SACKS

Harvey 10.0, Nunn 9.0, Saddler 4.0, Bell 3.0, Jax 3.0, Wahler 2.5, Hill 1.5, Hairston 1.0, Mack 1.0, Osborne 1.0.  
**Team 36.0, Opponents 43.0**

## RUSHING

	No.	Yds.	Avg.	Long	TD
Johnson	234	926	4.0	41	5
Rosenbach	86	470	5.5	25	3
Thompson	106	390	3.7	40	4
Flagler	13	85	6.5	29t	1
Jones	4	33	8.3	15	0
Sikahema	3	8	2.7	4	0
Proehl	1	4	4.0	4	0
J.T. Smith	1	4	4.0	4	0
Wolfley	2	3	1.5	2	0
Tupa	1	0	0.0	0	0
Camarillo	1	-11	-11.0	-11	0
<b>Team</b>	<b>452</b>	<b>1,912</b>	<b>4.2</b>	<b>41</b>	<b>13</b>
<b>Opponents</b>	<b>521</b>	<b>2,318</b>	<b>4.4</b>	<b>43</b>	<b>20</b>

## RECEIVING

	No.	Yds.	Avg.	Long	TD
Proehl	56	802	14.3	45t	4
Green	53	797	15.0	54	4
Jones	43	724	16.8	68t	4
Johnson	25	241	9.6	35	0
J.T. Smith	18	225	12.5	45t	2
Reeves	18	126	7.0	16	0
Flagler	13	130	10.0	21	1
Sikahema	7	51	7.3	13	0
Thompson	2	11	5.5	6	0
Jordan	2	10	5.0	6	0
Sharpe	1	1	1.0	1t	1
<b>Team</b>	<b>238</b>	<b>3,118</b>	<b>13.1</b>	<b>68t</b>	<b>16</b>
<b>Opponents</b>	<b>233</b>	<b>3,130</b>	<b>13.4</b>	<b>67t</b>	<b>29</b>

## INTERCEPTIONS

	No.	Yds.	Avg.	Long	TD
McDonald	4	63	15.8	38	0
Taylor	3	50	16.7	34	0
Mack	2	53	26.5	39	0
Young	2	8	4.0	5	0
Jax	2	5	2.5	4	0
Turner	1	70	70.0	47t	2
Zordich	1	25	25.0	25	0
Bell	1	0	0.0	0	0
<b>Team</b>	<b>16</b>	<b>274</b>	<b>17.1</b>	<b>47t</b>	<b>2</b>
<b>Opponents</b>	<b>18</b>	<b>201</b>	<b>11.2</b>	<b>57t</b>	<b>1</b>

## PUNT RETURNS

	Ret.	FC	Yds.	Avg.	Long	TD
Sikahema	36	6	306	8.5	20	0
J.T. Smith	3	0	34	11.3	16	0
Proehl	1	1	2	2.0	2	0
<b>Team</b>	<b>40</b>	<b>7</b>	<b>342</b>	<b>8.6</b>	<b>20</b>	<b>0</b>
<b>Opponents</b>	<b>41</b>	<b>11</b>	<b>258</b>	<b>6.3</b>	<b>27</b>	<b>0</b>

## KICKOFF RETURNS

	No.	Yds.	Avg.	Long	TD
Sikahema	27	544	20.1	32	0
Centers	16	272	17.0	26	0
Flagler	10	167	16.7	27	0
Proehl	4	53	13.3	15	0
Jax	2	17	8.5	9	0
Green	1	15	15.0	15	0
<b>Team</b>	<b>60</b>	<b>1,068</b>	<b>17.8</b>	<b>32</b>	<b>0</b>
<b>Opponents</b>	<b>56</b>	<b>1,060</b>	<b>18.9</b>	<b>39</b>	<b>0</b>

## PUNTING

	No.	Yds.	Avg.	Net	TB	In20	Lg	Bk.
Camarillo	67	2,865	42.8	37.4	5	16	63	0
<b>Team</b>	<b>67</b>	<b>2,865</b>	<b>42.8</b>	<b>37.4</b>	<b>5</b>	<b>16</b>	<b>63</b>	<b>0</b>
<b>Opponents</b>	<b>63</b>	<b>2,747</b>	<b>43.6</b>	<b>36.3</b>	<b>6</b>	<b>16</b>	<b>60</b>	<b>0</b>

## FIELD GOALS

	1-19	20-29	30-39	40-49	50+
Del Greco	1-1	4-4	7-10	3-6	2-6
<b>Team</b>	<b>1-1</b>	<b>4-4</b>	<b>7-10</b>	<b>3-6</b>	<b>2-6</b>
<b>Opponents</b>	<b>2-2</b>	<b>7-7</b>	<b>3-3</b>	<b>4-6</b>	<b>0-2</b>

## USUAL STARTING LINEUP

Offense	Defense
WR ..... J.T. Smith	LE : Freddie Joe Nunn
..... Ernie Jones	NG ..... Jim Wahler
LT ..... Luis Sharpe	RE ..... Rod Saddler
LG ..... Derek Kennard	LOLB ..... Anthony Bell
..... Bill Lewis	LILB ..... Garth Jax
C ..... Lance Smith	RILB ..... Eric Hill
RT ..... Tootie Robbins	ROLB ..... Ken Harvey
TE ..... Walter Reeves	LCB ..... Jay Taylor
WR ..... Roy Green	RCB ..... Cedric Mack
QB ..... Timm Rosenbach	SS ..... Tim McDonald
H-B ..... Tim Jordan	FS ..... Lonnie Young
RB ..... Johnny Johnson	P ..... Rich Camarillo
K ..... Al Del Greco	

## NOTES

Long-time Washington Redskin offensive line coach **Joe Bugel** named head coach ... team moves into 94,000-square-foot training facility in south Tempe, Arizona ... despite Cards' 5-11 mark, rookie RB **Johnny Johnson** earns Pro Bowl berth and second-year QB **Timm Rosenbach** takes all 1,001 snaps from center ... new WR **Ricky Proehl** catches 56 passes to become first rookie to lead Cards in receiving in 40 years ... franchise-record crowd of 71,233 sees Cards fall 31-21 to Chicago Bears on Oct. 28 ... WR **Roy Green** becomes club's franchise leader with career total of 522 pass receptions for 8,497 yards.

## FINAL NFC EAST

### STANDINGS

Team	W	L	T	Pct.	Pts.	OP
N.Y. Giants	13	3	0	.813	335	211
Philadelphia*	10	6	0	.625	396	299
Washington*	10	6	0	.625	381	301
Dallas	7	9	0	.438	244	308
Phoenix	5	11	0	.313	268	396

\*Wild-card playoff qualifiers





## 1991 (4-12)

## HEAD COACH JOE BUGEL

Sept. 1	At L.A. Rams	W	24-14	47,069
Sept. 8	At Philadelphia	W	26-10	63,818
Sept. 15	At Washington	L	0-34	54,662
Sept. 22	Dallas	L	9-17	68,814
Sept. 29	New England	W	24-10	26,043
Oct. 6	At N.Y. Giants	L	9-20	75,891
Oct. 13	At Minnesota	L	7-34	51,209
Oct. 20	Atlanta	W	16-10	29,804
Oct. 27	Minnesota	L	0-28	45,447
Nov. 3	At Dallas	L	7-27	61,190
Nov. 10	N.Y. Giants	L	14-21	50,048
Nov. 17	At San Francisco	L	10-14	50,180
Nov. 24	Philadelphia	L	14-34	32,568
Dec. 1	Open Date			
Dec. 8	Washington	L	14-20	48,373
Dec. 15	At Denver	L	19-24	74,098
Dec. 22	New Orleans	L	3-27	30,928
			196-344	

Home: 2-6 (332,025). Away: 2-6 (478,117).

## TEAM STATISTICS

	Cards	Opp.
Total First Downs.....	237	301
Rushing.....	73	132
Passing.....	143	156
Penalty.....	21	13
Total Net Yards.....	3962	5052
Avg. Per Game.....	247.6	315.8
Total Plays.....	926	965
Avg. Per Play.....	4.3	5.2
Net Yards Rushing.....	1295	2136
Avg. Per Game.....	80.9	133.5
Total Rushes.....	391	493
Net Yards Passing.....	2667	2916
Avg. Per Game.....	166.7	182.3
Sacked/Yards Lost.....	43/372	25/153
Gross Yards.....	3,039	3,069
Att./Comp./Pct.492/254/51.6447/268/60.0		
Had Intercepted.....	25	17
Punts/Average.....	77/44.7	71/45.2
Penalties/Yards.....	78/661	94/734
Fumbles/Lost.....	31/14	37/21
Touchdowns.....	19	43
Rushing.....	6	27
Passing.....	10	12
Returns.....	3	4

## SCORE BY PERIOD

	Q1	Q2	Q3	Q4	OT	Pts.
Team	43	68	32	53	0	196
Opponents	93	87	84	80	0	344

## SCORING

	TD	R	P	R	PAT	FG	S	Pts.
G. Davis	0	0	0	0	19/19	21/30	0	82
Johnson	6	4	2	0	0/0	0/0	0	36
E. Jones	4	0	4	0	0/0	0/0	0	24
Proehl	2	0	2	0	0/0	0/0	0	12
E. Hill	0	0	0	1	0/0	0/0	0	6
R. Hill	1	0	1	0	0/0	0/0	0	6
Lynch	0	0	0	1	0/0	0/0	0	6
Saddler	0	0	0	1	0/0	0/0	0	6
Thompson	1	1	0	0	0/0	0/0	0	6
Tupa	1	1	0	0	0/0	0/0	0	6
W. Williams	1	0	1	0	0/0	0/0	0	6
Team	16	6	10	3	19/1921	30/0	196	
Opponents	39	27	12	4	41/4315	23/0	344	

## PASSING

	Att.	Comp.	Yds.	Comp. %	Yds./Att.	TD	TD%	Int.	Int. %	Long	Sack/Lost	Rating
Tupa	315	165	2,053	52.3	6.5	6	1.9	13	4.1	62	25/200	62.0
Gelbaugh	118	61	674	51.6	5.7	3	2.5	10	8.4	34+	9/90	42.1
Chandler	50	25	289	50.0	5.7	1	2.0	2	4.0	45+	7/58	57.8
Kupp	7	3	23	42.9	3.2	0	0.0	0	0.0	11	2/23	51.5
Thompson	1	0	0	0.0	0.0	0	0.0	0	0.0	0	0/0	39.6
Team	491	254	3,039	51.6	6.1	10	2.0	25	5.0	62	43/372	56.4
Opponent	447	268	3,069	60.0	6.8	12	2.7	17	3.8	43	25/153	73.8

## SACKS

Harvey 9, Nunn 7, Swann 4, Faulkner 2, Braxton 1, E.Hill 1, Wahler 1.

Team 25, Opponents 43

## RUSHING

	No.	Yds.	Avg.	Long	TD
Johnson	196	666	3.4	21	4
Thompson	126	376	3.0	22	1
Chandler	26	111	4.3	12	0
Chandler(Phx)	8	32	4.0	12	0
Tupa	28	97	3.5	17	1
Centers	14	44	3.1	8	0
E. Jones	5	24	4.8	9	0
Gelbaugh	9	23	2.6	13	0
Proehl	3	21	7.0	17	0
Flagler	1	7	7.0	7	0
Kupp	1	5	5.0	5	0
Team	391	1,295	3.3	22	6
Opponents	493	2,136	4.3	60t	27

## RECEIVING

	No.	Yds.	Avg.	Long	TD
E. Jones	61	957	15.7	53	4
Proehl	55	766	13.9	62t	2
R. Hill	43	495	11.5	31t	1
Johnson	29	225	7.8	51t	2
Centers	19	176	9.3	23	0
Jorden	15	127	8.5	19	0
Jackson	8	108	13.5	30	0
Flagler	8	85	10.6	17	0
Reeves	8	45	5.6	13	0
Thompson	7	52	7.4	14	0
W.Williams	1	3	3.0	3t	1
Team	254	3,039	12.0	62t	10
Opponents	268	3,069	11.5	43	12

## INTERCEPTIONS

	No.	Yds.	Avg.	Long	TD
McDonald	4	63	15.8	38	0
A. Williams	6	60	10.0	32	0
McDonald	5	36	7.2	13	0
Lynch	3	59	19.7	35t	1
Zordich	1	27	27.0	27	0
Duerson	1	5	5.0	5	0
Fain (Cin-Phx.)	1	1	1.0	1	0
Fain (Phx.)	0	0	0.0	0	0
Patterson	1	0	0.0	0	0
Team	17	187	11.0	35t	1
Opponents	25	399	16.0	79	1

## PUNT RETURNS

	Ret.	FC	Yds.	Avg.	Long	TD
Jackson	31	3	244	7.9	19	0
Centers	5	2	30	6.0	12	0
Proehl	4	0	26	6.5	14	0
Edwards	1	1	7	7.0	7	0

Team	41	6	307	7.5	19	0
Opponents	48	12	313	6.5	24	0

## KICKOFF RETURNS

	No.	Yds.	Avg.	Long	TD
Centers	16	330	20.6	39	0
Edwards	13	261	20.1	36	0
Flagler	12	208	17.3	32	0
R. Hill(Miami)	9	146	16.2	33	0
R. Hill (Phx.)	8	113	14.1	25	0
Jackson	2	41	20.5	21	0
Lomack	1	19	19.0	19	0
Team	52	972	18.7	39	0
Opponents	42	958	22.8	99t	1

## PUNTING

	No.	Yds.	Avg.	Net	TB	In20	Lg	Blk.
Camarillo	76	3,445	45.3	38.9	7	19	60	1
Team	773	44,544.7	38.9	7	19	60	1	
Opponents	713	20,745.2	37.71	24	65	0		

## FIELD GOALS

	1-19	20-29	30-39	40-49	50+
G. Davis	0-0	6-6	7-7	5-10	3-7
Team	0-0	6-6	7-7	5-10	3-7
Opponents	1-1	6-6	3-4	5-11	0-1

## USUAL STARTING LINEUP

Offense	Defense
WR.....Ernie Jones	LE.....Jeff Faulkner
LT.....Luis Sharpe	NG.....Jim Wahler
LG.....Joe Wolf	RE.....Craig Patterson
.....Vernice Smith	LOLB.Fredie Joe Nunn
C.....Bill Lewis	LILB.....Garth Jax
RG.....Lance Smith	ROLB.....Eric Hill
RT.....Tootie Robbins	ROLB.....Ken Harvey
TE.....Walter Reeves	LCB.....Aeneas Williams
WR.....Ricky Proehl	.....Lorenzo Lynch
QB.....Tom Tupa	RCB.....Lorenzo Lynch
H-B.....Tim Jorden	.....Aeneas Williams
RB.....Johnny Johnson	SS.....Tim McDonald
K.....Greg Davis	FS.....Michael Zordich
	P.....Rich Camarillo

## NOTES

Encouragement from 4-0 preseason record and 2-0 start to regular season quickly dissipates as Cards drop 12 of next 14 games to finish 4-12, the most losses in franchise history ... QB Timm Rosenbach suffers ruptured anterior cruciate ligament in right knee in non-contact drill during evening practice Aug. 21 and misses season after reconstructive surgery ... Cards gamble in first round of NFL Draft by selecting DT Eric Swann despite no college playing experience ... little-known Southern University walk-on CB Aeneas Williams, picked in third round, starts 15 of 16 games and his six interceptions share NFC lead, making him the first rookie cornerback to achieve the feat since the Cowboys' Everson Walls (11) in 1991 ... LB Eric Hill returns a fumble 85 yards for a touchdown in season-opener at L.A. Rams Sept. 1, one of a team-record five Card fumble recoveries.

## FINAL NFC EAST STANDINGS

Team	W	L	T	Pct.	Pts.	OP
Washington#	14	2	0	.875	485	224
Dallas*	11	5	0	.688	342	310
Philadelphia	10	6	0	.625	285	244
N.Y. Giants	8	8	0	.500	281	297
Phoenix	4	12	0	.250	196	344

#Top NFC playoff seed

\*Wild-card playoff qualifiers



## 1992 (4-12)

### HEAD COACH JOE BUGEL

Sept. 6	At Tampa Bay	L	7-23	41,315
Sept. 13	Philadelphia	L	14-31	42,733
Sept. 20	At Dallas	L	20-31	62,575
Sept. 27	Open Date			
Oct. 4	Washington	W	27-24	34,488
Oct. 11	At N.Y. Giants	L	21-31	70,042
Oct. 18	New Orleans	L	21-30	27,735
Oct. 25	At Phila.	L	3-7	64,676
Nov. 1	San Francisco	W	24-14	47,642
Nov. 8	At L.A. Rams	W	20-14	40,788
Nov. 15	At Atlanta	L	17-20	52,477
Nov. 22	Dallas	L	10-16	78,439
Nov. 29	At Washington	L	3-41	53,541
Dec. 6	San Diego	L	21-27	26,880
Dec. 12	N.Y. Giants	W	19-0	28,452
Dec. 20	At Indy	L	13-16	46,763
Dec. 27	Tampa Bay	L	3-7	29,645

243-332

Home: 3-5 (309,814). Away: 1-7 (438,177).

## TEAM STATISTICS

	Cards	Opp.
<b>Total First Downs.....</b>	<b>277</b>	<b>281</b>
Rushing	88	101
Passing	161	163
Penalty	28	17
<b>Total Net Yards.....</b>	<b>4577</b>	<b>5126</b>
Avg. Per Game	286.1	320.4
Total Plays	948	915
Avg. Per Play	4.8	5.6
<b>Net Yards Rushing.....</b>	<b>1491</b>	<b>1635</b>
Avg. Per Game	93.2	102.2
Total Rushes	395	436
<b>Net Yards Passing.....</b>	<b>3086</b>	<b>3491</b>
Avg. Per Game	192.9	218.2
Sacked/Yards Lost	36/258	27/196
Gross Yards	3,344	3,687
Att./Comp./Pct.517/298/57.6452/276/61.1		
Had Intercepted	24	16
<b>Punts/Average.....</b>	<b>58/42.8</b>	<b>62/42.8</b>
<b>Penalties/Yards.....</b>	<b>85/722</b>	<b>101/826</b>
<b>Fumbles/Lost.....</b>	<b>26/18</b>	<b>25/12</b>
<b>Touchdowns.....</b>	<b>29</b>	<b>40</b>
Rushing	11	13
Passing	15	24
Returns	3	3

## SCORE BY PERIOD

	Q1	Q2	Q3	Q4	OT	Pts.
Team	58	70	43	72	0	243
Opponents	62	108	88	74	0	332

## SCORING

	TD	R	P	R	PAT	FG	S	Pts.
G. Davis	0	0	0	0	28/2813	2/60	0	37
Johnson	6	6	0	0	0/0	0/0	0	36
E. Jones	4	0	4	0	0/0	0/0	0	24
R. Hill	3	0	3	0	0/0	0/0	0	18
Massey	3	0	0	3	0/0	0/0	0	18
Proehl	3	0	3	0	0/0	0/0	0	18
Bailey	2	1	1	0	0/0	0/0	0	12
Brown	2	2	0	0	0/0	0/0	0	12
Centers	2	0	2	0	0/0	0/0	0	12
Chandler	1	1	0	0	0/0	0/0	0	6
Edwards	1	0	1	0	0/0	0/0	0	6
Jackson	1	0	1	0	0/0	0/0	0	6
Thompson	1	1	0	0	0/0	0/0	0	6
Swann	0	0	0	0	0/0	0/0	1	2

## PASSING

	Att.	Comp.	Yds.	Comp. %	Yds./Att.	TD	TD%	Int.	Int. %	Long	Sack/Lost	Rating
Chandler	413	245	2,832	59.3	6.86	15	3.6	15	3.6	72t	29/226	77.1
Rosenbach	92	49	483	53.3	5.25	0	0.0	6	6.5	45	7/32	41.2
Sacca	11	4	29	36.4	2.64	0	0.0	2	18.2	16	0/0	5.3
Proehl	1	0	0	0.0	0.00	0	0.0	1	100.0	0	0/0	0.0
<b>Team</b>	<b>517</b>	<b>298</b>	<b>3,344</b>	<b>57.6</b>	<b>6.47</b>	<b>15</b>	<b>2.9</b>	<b>24</b>	<b>4.6</b>	<b>72t</b>	<b>36/258</b>	<b>67.4</b>
<b>Opponents</b>	<b>452</b>	<b>276</b>	<b>3,687</b>	<b>61.1</b>	<b>8.16</b>	<b>24</b>	<b>5.3</b>	<b>16</b>	<b>3.5</b>	<b>87t</b>	<b>27/196</b>	<b>89.9</b>

## SCORING (CONT.)

	TD	R	P	R	PAT	FG	S	Pts.
Camarillo	0	0	0	0	0/1	0/0	0	0
<b>Team</b>	<b>29</b>	<b>11</b>	<b>15</b>	<b>3</b>	<b>28/2913</b>	<b>2/61243</b>		
<b>Opponents</b>	<b>40</b>	<b>13</b>	<b>24</b>	<b>3</b>	<b>38/4018</b>	<b>2/80332</b>		

## SACKS

Harvey, 6.0; M. Jones, 6.0; Nunn, 4.0; Bankston, 2.0; R. Davis 2.0; Ruckett 2.0; Swann 2.0; Hyche 1.0; J.Jones 1.0; Faulkner 0.5; McDonald 0.5.

Team 27.0, Opponents 36.0

## RUSHING

	No.	Yds.	Avg.	Long	TD
Johnson	178	734	4.1	42t	6
Bailey	52	233	4.5	15	1
Brown	68	194	2.9	13	2
Chandler	36	149	4.1	18	1
Centers	37	139	3.8	28	0
Proehl	3	23	7.7	10	0
Rosenbach	9	11	1.2	10	0
Thompson	8	8	1.0	6	1
R. Hill	1	4	4.0	4	0
Blount	1	-1	-1.0	-1	0
E. Jones	2	-3	-1.5	-1	0
<b>Team</b>	<b>395</b>	<b>1,491</b>	<b>3.8</b>	<b>42t</b>	<b>11</b>
<b>Opponents</b>	<b>436</b>	<b>1,635</b>	<b>3.8</b>	<b>63t</b>	<b>13</b>

## RECEIVING

	No.	Yds.	Avg.	Long	TD
Proehl	60	774	12.4	63t	3
R. Hill	58	861	14.8	49	3
Centers	50	417	8.3	26	2
E. Jones	38	559	14.7	72t	4
Bailey	33	331	10.0	34	1
Edwards	14	147	10.5	25t	1
Johnson	14	103	7.4	26	0
Rolle	13	64	4.9	12	0
Brown	7	54	7.7	18	0
Reeves	6	28	4.7	12	0
Blount	3	18	6.0	18	0
Ware	1	13	13.0	13	0
Jackson	1	5	5.0	5t	1
<b>Team</b>	<b>298</b>	<b>3,344</b>	<b>11.2</b>	<b>72t</b>	<b>15</b>
<b>Opponents</b>	<b>276</b>	<b>3,687</b>	<b>13.4</b>	<b>87t</b>	<b>24</b>

## INTERCEPTIONS

	No.	Yds.	Avg.	Long	TD
Massey	5	147	29.4	46t	3
Zordich	3	37	12.3	23	0
A. Williams	3	25	8.3	23	0
McDonald	2	35	17.5	20	0
D. Davis	2	27	13.5	27	0
J. Jones	1	27	27.0	27	0
<b>Team</b>	<b>16</b>	<b>298</b>	<b>18.6</b>	<b>46t</b>	<b>3</b>
<b>Opponents</b>	<b>24</b>	<b>279</b>	<b>11.6</b>	<b>65</b>	<b>1</b>

## PUNT RETURNS

	Ret.	FC	Yds.	Avg.	Long	TD
Bailey	20	8	263	13.2	65	0
Blount	13	4	101	7.8	16	0
<b>Team</b>	<b>33</b>	<b>12</b>	<b>364</b>	<b>11.0</b>	<b>65</b>	<b>0</b>
<b>Opponents</b>	<b>22</b>	<b>11</b>	<b>141</b>	<b>6.4</b>	<b>26</b>	<b>0</b>

## KICKOFF RETURNS

	No.	Yds.	Avg.	Long	TD
Bailey	28	690	24.6	63	0
Blount	11	251	22.8	52	0
Edwards	8	143	17.9	24	0
Jackson	1	17	17.0	17	0
Rolle	1	10	10.0	10	0
L. Smith	2	16	8.0	13	0
<b>Team</b>	<b>51</b>	<b>1,127</b>	<b>22.1</b>	<b>63</b>	<b>0</b>
<b>Opponents</b>	<b>42</b>	<b>767</b>	<b>18.3</b>	<b>43</b>	<b>0</b>

## PUNTING

	No.	Yds.	Avg.	Net	TB	In20	Lg	Blk.
Camarillo	54	2,317	42.9	39.6	2	23	73	0
G. Davis	4	167	41.8	36.8	1	0	52	0
<b>Team</b>	<b>58</b>	<b>2,484</b>	<b>42.8</b>	<b>39.4</b>	<b>3</b>	<b>23</b>	<b>73</b>	<b>0</b>
<b>Opponents</b>	<b>62</b>	<b>2,656</b>	<b>42.8</b>	<b>34.7</b>	<b>1</b>	<b>13</b>	<b>62</b>	<b>0</b>

## FIELD GOALS

	1-19	20-29	30-39	40-49	50+
G. Davis	0-0	6-10	3-4	4-9	0-3
<b>Team</b>	<b>0-0</b>	<b>6-10</b>	<b>3-4</b>	<b>4-9</b>	<b>0-3</b>
<b>Opponents</b>	<b>1-1</b>	<b>6-6</b>	<b>5-9</b>	<b>4-9</b>	<b>2-3</b>

## USUAL STARTING LINEUP

Offense	Defense
<b>WR</b> ..... Randal Hill	<b>LE</b> .....Jeff Faulkner
	Ernie Jones
<b>LT</b> ..... Luis Sharpe	<b>DT</b> .....Jim Wahler
<b>LG</b> .....Mark May	Michael Bankston
<b>C</b> .....Danny Villa	<b>DT</b> .....Mike Jones
	Bill Lewis
<b>RG</b> ..... Lance Smith	<b>RE</b> .....Freddie Joe Nunn
<b>RT</b> .....Rick Cunningham	Reuben Davis
	Danny Villa
<b>TE</b> ..... Walter Reeves	<b>ILB</b> ..... Eric Hill
<b>WR</b> ..... Ricky Proehl	<b>OLB</b> ..... Ken Harvey
<b>QB</b> ..... Timm Rosenbach	<b>LB/DB</b> .....Lorenzo Lynch
	Chris Chandler
<b>H-B</b> ..... Butch Rolle	<b>RCB</b> .....Aeneas Williams
<b>RB</b> .....Johnny Johnson	<b>SS</b> .....Tim McDonald
Ivory Lee Brown	<b>FS</b> .....Michael Zordich
K.....Greg Davis	P.....Rich Camarillo

## NOTES

Despite considerable improvement on both offense and defense, Cards lose six games by six points or less to post a second consecutive 4-12 season ... defense allows fewest rushing yards (1,635) in 24 seasons (1,558, 1968) and fewest points (332) since 1978 (296) ... CB **Robert Massey** becomes 17th player in NFL history to return two interceptions for touchdowns in one game (31 and 41 yards in fourth quarter Oct. 4 vs. Washington) ... Pro Bowl P **Rich Camarillo** narrowly misses becoming the first player in NFL history to achieve a 40-yard net punting average with a 39.6-yard net mark.

## FINAL NFC EAST STANDINGS

Team	W	L	T	Pct.	Pts.	OP
Dallas*	13	3	0	.813	409	243
Philadelphia*	11	5	0	.688	354	245
Washington*	9	7	0	.563	300	255
N.Y. Giants	6	10	0	.375	306	367
Phoenix	4	12	0	.250	243	332

\*Wild-card playoff qualifiers



## 1993 (7-9)

## HEAD COACH JOE BUGEL

Sept. 5	At Philadelphia	L 17-23	59,831
Sept. 12	At Washington	W 17-10	53,525
Sept. 19	Dallas	L 10-17	73,025
Sept. 26	At Detroit	L 20-26	57,180
Oct. 3	Open Date		
Oct. 10	New England	L 21-23	36,115
Oct. 17	Washington	W 36-6	48,143
Oct. 24	At San Francisco	L 14-28	62,020
Oct. 31	New Orleans	L 17-20	36,778
Nov. 7	Philadelphia	W 16-3	41,634
Nov. 14	At Dallas	L 15-20	64,224
Nov. 21	Open Date		
Nov. 28	At N.Y. Giants	L 17-19	59,979
Dec. 5	L.A. Rams	W 38-10	33,964
Dec. 12	Detroit	L 14-21	39,393
Dec. 19	At Seattle	W 30-27 (OT)	45,737
Dec. 26	N.Y. Giants	W 17-6	53,414
Jan. 2	At Atlanta	W 27-10	44,360

326-269

Home: 4-4 (362,466). Away: 3-5 (446,856).

## TEAM STATISTICS

	Cards	Opp.
Total First Downs.....	295	278
Rushing.....	107	106
Passing.....	173	158
Penalty.....	15	14
Total Net Yards.....	5213	5167
Avg. Per Game.....	325.8	322.9
Total Plays.....	1,007	962
Avg. Per Play.....	5.2	5.4
Net Yards Rushing.....	1809	1861
Avg. Per Game.....	113.1	116.3
Total Rushes.....	452	433
Net Yards Passing.....	3404	3306
Avg. Per Game.....	212.8	206.6
Sacked/Yards Lost.....	33/231	34/205
Gross Yards.....	3,635	3,511
Att./Comp./Pct. 522/310/59.4	495/281/56.8	
Had Intercepted.....	20	9
Punts/Average.....	73/43.7	78/42.7
Penalties/Yards.....	77/644	95/730
Fumbles/Lost.....	23/11	23/17
Touchdowns.....	37	27
Rushing.....	12	13
Passing.....	21	14
Returns.....	4	0

## SCORE BY PERIOD

	Q1	Q2	Q3	Q4	OT	Pts.
Team	54	98	79	92	3	326
Opponents	58	84	53	74	0	269

## Scoring

	TD	R	P	R	PAT	FG	S	Pts.
G. Davis	0	0	0	0	37/37	21/28	0	100
Moore	9	9	0	0	0/0	0/0	0	54
Proehl	7	0	7	0	0/0	0/0	0	42
Clark	4	0	4	0	0/0	0/0	0	24
R. Hill	4	0	4	0	0/0	0/0	0	24
Centers	3	0	3	0	0/0	0/0	0	18
Bailey	2	1	0	1	0/0	0/0	0	12
Williams	2	0	2	0	0/0	0/0	0	12
Blount	1	1	0	0	0/0	0/0	0	6
Edwards	1	0	1	0	0/0	0/0	0	6
Hearst	1	1	0	0	0/0	0/0	0	6
Lynch	1	0	0	1	0/0	0/0	0	6
Reeves	1	0	1	0	0/0	0/0	0	6
Rolle	1	0	1	0	0/0	0/0	0	6
Swann	0	0	0	0	0/0	0/0	1	2
Team	37	12	21	4	37/37	21/28	32	266
Opponents	27	13	14	0	27/27	6/35	269	

## PASSING

	Att.	Comp.	Yds.	Comp. %	Yds./Att.	TD	TD%	Int.	Int. %	Long	Sack/Lost	Rating
Beuerlein	418	258	3,164	61.7	7.57	18	4.3	17	4.1	65t	29/206	82.5
Chandler	103	52	471	50.5	4.57	3	2.9	2	1.9	27t	4/25	64.8
Hearst	1	0	0	0.0	0.00	0	0.0	1	100.0	0	0/0	0.0
Team	522	310	3,635	59.4	6.96	21	4.0	20	3.8	65t	33/231	78.0
Opponents	495	281	3,511	56.8	7.09	14	2.8	9	1.8	86	34/205	80.8

## SACKS

Harvey 9.5, Nunn 6.5, Swann 3.5, Bankston 3, Booty 3, M. Jones 3, Stowe 1.5, R. Davis 1, E. Hill 1, Lynch 1, Oldham 1.

Team 34.0, Opponents 33.0

## RUSHING

	No.	Yds.	Avg.	Long	TD
Moore	263	1,018	3.9	20	9
Hearst	76	264	3.5	57	1
Bailey	49	253	5.2	31	1
Centers	25	152	6.1	33	0
Proehl	8	47	5.9	17	0
Beuerlein	22	45	2.0	20	0
Blount	5	28	5.6	7	1
Chandler	3	2	0.7	1	0
Camarillo	1	0	0.0	0	0
Team	452	1,809	4.0	57	12
Opponents	433	1,861	4.3	48	13

## RECEIVING

	No.	Yds.	Avg.	Long	TD
Centers	66	603	9.1	29	3
Proehl	65	877	13.5	51t	7
Clark	63	818	13.0	55	4
R. Hill	35	519	14.8	58t	4
Bailey	32	243	7.6	30	0
Edwards	13	326	25.1	65t	1
Rolle	10	67	6.7	22	1
Reeves	9	67	7.4	18	1
Hearst	6	18	3.0	9	0
Blount	5	36	7.2	9	0
Ware	3	45	15.0	27	0
Moore	3	16	5.3	6	0
Team	310	3,635	11.7	65t	21
Opponents	281	3,511	12.5	86	14

## INTERCEPTIONS

	No.	Yds.	Avg.	Long	TD
Lynch	3	13	4.3	13	0
Williams	2	87	43.5	46t	1
Booty	2	24	12.0	19	0
Oldham	1	0	0.0	0	0
Zordich	1	0	0.0	0	0
Team	9	124	13.8	46t	1
Opponents	20	143	7.2	37	0

## PUNT RETURNS

	Ret.	FC	Yds.	Avg.	Long	TD
Bailey	35	5	282	8.1	58t	1
Blount	9	3	90	10.0	25	0
Edwards	3	3	12	4.0	11	0
Team	47	11	384	8.2	58t	1
Opponents	30	19	267	8.9	33	0

## KICKOFF RETURNS

	No.	Yds.	Avg.	Long	TD
Bailey	31	699	22.5	48	0
Blount	8	163	20.4	27	0
Edwards	3	51	17.0	20	0
Lofton	1	18	18.0	18	0
Smith	1	11	11.0	11	0
Moore	1	9	9.0	9	0
Team	45	951	21.1	48	0
Opponents	51	994	19.5	61	0

## PUNTING

	No.	Yds.	Avg.	Net	TB	In20	Lg	Blk.
Camarillo	73	3,189	43.7	37.8	8	23	61	0
Team	733	189,437	7.37	37.8	8	23	61	0
Opponents	783	333,427	7.36	37.8	4	23	62	1

## FIELD GOALS

	1-19	20-29	30-39	40-49	50+
G. Davis	1-1	11-11	1-1	4-10	4-5
Team	1-1	11-11	1-1	4-10	4-5
Opponents	1-1	11-12	7-10	6-9	1-3

## USUAL STARTING LINEUP

Offense	Defense
WR..... Gary Clark	LE..... Michael Bankston
	Freddie Joe Nunn
LT..... Luis Sharpe	LT..... Eric Swann
LG..... Mark May	RT..... Keith Rucker
	RE..... Reuben Davis
C..... Ed Cunningham	Freddie Joe Nunn
RG..... Lance Smith	ILB..... Eric Hill
RT..... Rick Cunningham	ILB..... Tyrone Stowe
TE..... Walter Reeves	Ken Harvey
WR..... Ricky Proehl	LCB..... Aeneas Williams
QB..... Steve Beuerlein	RCB..... Robert Massey
H-B..... Larry Centers	S..... Dave Duerson
	Butch Rolle
RB..... Ronald Moore	SS..... John Booty
Garrison Hearst	FS..... Chuck Cecil
K..... Greg Davis	Lorenzo Lynch
	P..... Rich Camarillo

## NOTES

A 5-3 record and three consecutive victories to finish season 7-9 are not enough to save Head Coach Joe Bugel's job ... rushing offense improves from 26th (1992) to sixth overall and scoring jumps from 24th to fourth ... defensively, six opponents held to 10 points or less, a Cardinal first since 1936 ... first-round draft pick RB Garrison Hearst suffers season-ending knee injury in sixth game ... Pittsburgh (Kan.) State rookie RB Ronald Moore rushes for 1,018 yards and leads all NFL rookies with nine touchdowns ... Moore becomes only fifth rookie in NFL history to tally four rushing touchdowns in one game (vs. L.A. Rams, Dec. 5) ... franchise-record crowd of 73,025 sees Cards lose 17-10 to Dallas on Sept. 19 ... Cards snap 14-game losing streak at R.F.K. Stadium with a 17-10 victory Sept. 12, their first success at Washington since 1978.

## FINAL NFC EAST

## STANDINGS

Team	W	L	T	Pct.	Pts.	OP
Dallas#	12	4	0	.750	376	229
N.Y. Giants*	11	5	0	.688	288	205
Philadelphia	8	8	0	.500	293	315
Phoenix	7	9	0	.438	326	269
Washington	4	12	0	.250	230	345

#Top NFC playoff seed

\*Wild-card playoff qualifier



## 1994 (8-8)

### HEAD COACH BUDDY RYAN

Sept. 4	At L.A. Rams	L	12-14	32,969
Sept. 11	N.Y. Giants	L	17-20	60,066
Sept. 18	At Cleveland	L	0-32	62,818
Sept. 25	Open Date			
Oct. 2	Minnesota	W	17-7	67,950
Oct. 9	At Dallas	L	3-38	64,518
Oct. 16	At Washington	W	19-16 (OT)	50,019
Oct. 23	Dallas	L	21-28	71,023
Oct. 30	Pittsburgh	W	20-17 (OT)	65,690
Nov. 6	At Phila.	L	7-17	64,952
Nov. 13	At N.Y. Giants	W	10-9	71,719
Nov. 20	Philadelphia	W	12-6	62,779
Nov. 27	Chicago	L	16-19 (OT)	65,922
Dec. 4	At Houston	W	30-12	39,821
Dec. 11	Washington	W	17-15	53,790
Dec. 18	Cincinnati	W	28-7	50,110
Dec. 24	At Atlanta	L	6-10	35,311
			235-267	
Home:	5-3 (497,330).	Away:	3-5 (422,127).	

## TEAM STATISTICS

<b>Total First Downs</b> .....	<b>Cards</b> .....	<b>Opp.</b> .....
Rushing	90	71
Passing	169	144
Penalty	28	30
<b>Total Net Yards</b> .....	<b>4607</b> .....	<b>4408</b>
Avg. Per Game	287.9	275.5
Total Plays	1,052	909
Avg. Per Play	4.4	4.8
<b>Net Yards Rushing</b> .....	<b>1560</b> .....	<b>1370</b>
Avg. Per Game	97.5	85.6
Total Rushes	480	409
<b>Net Yards Passing</b> .....	<b>3047</b> .....	<b>3038</b>
Avg. Per Game	190.4	189.9
Sacked/Yards Lost	34/237	35/272
Gross Yards	3,284	3,310
Att./Comp./Pct.	538/287/53.3	465/234/50.3
Had Intercepted	19	23
<b>Punts/Average</b> .....	<b>98/40.8</b> .....	<b>90/40.9</b>
<b>Penalties/Yards</b> .....	<b>128/1,090</b> .....	<b>108/800</b>
<b>Fumbles/Lost</b> .....	<b>25/10</b> .....	<b>28/13</b>
<b>Touchdowns</b> .....	<b>24</b> .....	<b>31</b>
Rushing	12	7
Passing	11	19
Returns	1	5

## SCORE BY PERIOD

	Q1	Q2	Q3	Q4	OT	Pts.
Team	41	66	18	104	6	235
Opponents	74	83	62	45	3	267

## SCORING

	TD	R	P	R	PAT	FG	S	Pts.
Davis	0	0	0	0	17/17	20/26	77	
Centers	7	5	2	0	0/0	0/0	0	42
Moore	5	4	1	0	0/0	0/0	0	32
Proehl	5	0	5	0	0/0	0/0	0	30
Peterson	0	0	0	0	4/4	2/4	0	10
Beuerlein	1	1	0	0	0/0	0/0	0	6
Clark	1	0	1	0	0/0	0/0	0	6
Hearst	1	1	0	0	0/0	0/0	0	6
McCants*	1	0	1	0	0/0	0/0	0	6
McCants**	1	0	1	0	0/0	0/0	0	6
Reeves	1	0	0	1	0/0	0/0	0	6
Ware**	1	0	1	0	0/0	0/0	0	6
Swann	0	0	0	0	0/0	0/1	2	
<b>Team</b>	<b>24</b>	<b>12</b>	<b>11</b>	<b>1</b>	<b>21/21</b>	<b>23/31</b>	<b>235</b>	
<b>Opponents</b>	<b>31</b>	<b>7</b>	<b>19</b>	<b>5</b>	<b>28/25</b>	<b>24/32</b>	<b>267</b>	

\*NFL \*\*Cardinals

2-Pt. Conversions: Moore.

Team 1/3, Opponents 1/2

## PASSING

	Att.	Comp.	Yds.	Comp. %	Yds./Att.	TD	TD%	Int.	Int. %	Long	Sack/Lost	Rating
Beuerlein	255	130	1,545	51.0	6.06	5	2.0	9	3.5	63	20/129	61.6
Schroeder	238	133	1,510	55.9	6.34	4	1.7	7	2.9	48t	11/85	68.4
McMahon	43	23	219	53.5	5.09	1	2.3	3	7.0	33	3/23	46.6
Hearst	1	1	10	100.0	10.00	1	100.0	0	0.0	10t	0/0	147.9
Moore	1	0	0	0.0	0.00	0	0.0	0	0.0	0	0/0	39.6
<b>Team</b>	<b>538</b>	<b>287</b>	<b>3,284</b>	<b>53.3</b>	<b>6.10</b>	<b>11</b>	<b>2.0</b>	<b>19</b>	<b>3.5</b>	<b>63</b>	<b>34/237</b>	<b>64.1</b>
<b>Opponents</b>	<b>465</b>	<b>234</b>	<b>3,310</b>	<b>50.3</b>	<b>7.12</b>	<b>19</b>	<b>4.1</b>	<b>23</b>	<b>4.9</b>	<b>85t</b>	<b>35/272</b>	<b>66.7</b>

## SACKS

Swann 7, Bankston 7, Joyner 6, Simmons 6, Miller 3, E. Hill 1.5, Hoage 1, Marshall 1, McCants (NFL) 1, McCants (Cardinals) 1, Wilson (NFL) 1, Wilson (Cardinals) 1, Lynch 0.5.

Team 35.0, Opponents 34.0

## RUSHING

	No.	Yds.	Avg.	Long	TD
Moore	232	780	3.4	24	4
Centers	115	336	2.9	17	5
Higgs (NFL)	62	195	3.1	21	0
Higgs (AZ)	43	127	3.0	16	0
Hearst	37	169	4.6	36	1
Schroeder	16	59	3.7	16	0
Beuerlein	22	39	1.8	19	1
McMahon	6	32	5.3	17	0
Levy	3	15	5.0	22	0
Feagles	2	8	4.0	12	0
Samuels	1	1	1.0	1	0
Reeves	1	-1	-1.0	-1	0
McAfee (AZ)	2	-5	-2.5	2t	1
<b>Team</b>	<b>480</b>	<b>1,560</b>	<b>3.3</b>	<b>36</b>	<b>12</b>
<b>Opponents</b>	<b>409</b>	<b>1,370</b>	<b>3.3</b>	<b>26</b>	<b>7</b>

## RECEIVING

	No.	Yds.	Avg.	Long	TD
Centers	77	647	8.4	36	2
Proehl	51	651	12.8	63	5
Clark	50	771	15.4	45	1
R.Hill	38	544	14.3	51	0
Ware	17	171	10.1	33	1
Reeves	14	202	14.4	33	1
Fann	12	96	8.0	16	0
Samuels	8	57	7.1	17	0
Moore	8	52	6.5	18	1
Hearst	6	49	8.2	29	0
Levy	4	35	8.8	15	0
Robinson	1	5	5.0	5	0
McAfee (AZ)	1	4	4.0	4	0
<b>Team</b>	<b>287</b>	<b>3,284</b>	<b>11.4</b>	<b>63</b>	<b>11</b>
<b>Opponents</b>	<b>234</b>	<b>3,310</b>	<b>14.1</b>	<b>85t</b>	<b>19</b>

## INTERCEPTIONS

	No.	Yds.	Avg.	Long	TD
A. Williams	9	89	9.9	43	0
J. Williams	4	48	12.0	29	0
Hoage	3	64	21.3	41	0
Joyner	3	2	0.7	2	0
Lynch	2	35	17.5	23	0
McCants (NFL)	1	46	46.0	46t	1
McCants (AZ)	1	46	46.0	46t	1
Swann	1	0	0.0	0	0
Marshall	0	13	0.0	13	0
<b>Team</b>	<b>23</b>	<b>297</b>	<b>12.9</b>	<b>46t</b>	<b>1</b>
<b>Opponents</b>	<b>19</b>	<b>262</b>	<b>13.8</b>	<b>93t</b>	<b>3</b>

## PUNT RETURNS

	Ret.	FC	Yds.	Avg.	Long	TD
Robinson	41	12	285	7.0	23	0
Reeves	1	1	1	1.0	1	0
<b>Team</b>	<b>42</b>	<b>13</b>	<b>286</b>	<b>6.8</b>	<b>23</b>	<b>0</b>
<b>Opponents</b>	<b>40</b>	<b>22</b>	<b>270</b>	<b>6.8</b>	<b>16</b>	<b>0</b>

## KICKOFF RETURNS

	No.	Yds.	Avg.	Long	TD
Levy	26	513	19.7	31	0
Robinson	12	231	19.3	33	0
McAfee	7	113	16.1	29	0
Henesey	6	108	18.0	25	0
Reeves	3	83	27.7	53	0
Higgs (NFL)	2	25	12.5	17	0

## KICKOFF RETURNS (CONT.)

	No.	Yds.	Avg.	Long	TD
Higgs (AZ)	2	25	12.5	17	0
Samuels	1	6	6.0	6	0
<b>Team</b>	<b>57</b>	<b>1,079</b>	<b>18.9</b>	<b>53</b>	<b>0</b>
<b>Opponents</b>	<b>53</b>	<b>1,214</b>	<b>22.9</b>	<b>87t</b>	<b>1</b>

## PUNTING

	No.	Yds.	Avg.	Net	TD	In	20	Lg	Blk.
Feagles	98	3,997	40.8	36.0	10	33	54	0	
<b>Team</b>	<b>983</b>	<b>99,740</b>	<b>40.8</b>	<b>36.0</b>	<b>10</b>	<b>33</b>	<b>54</b>	<b>0</b>	
<b>Opponents</b>	<b>903</b>	<b>67,740</b>	<b>40.8</b>	<b>36.0</b>	<b>9</b>	<b>29</b>	<b>58</b>	<b>1</b>	

## FIELD GOALS

	1-19	20-29	30-39	40-49	50+
Davis	0-0	10-11	3-4	6-7	1-4
Peterson	0-0	1-1	1-1	0-2	0-0
<b>Team</b>	<b>0-0</b>	<b>11-12</b>	<b>4-5</b>	<b>6-9</b>	<b>1-4</b>
<b>Opponents</b>	<b>1-1</b>	<b>5-6</b>	<b>8-10</b>	<b>0-5</b>	<b>1-2</b>

## USUAL STARTING LINEUP

Offense	Defense
WR.....Randal Hill	LE.....Michael Bankston
LT.....Luis Sharpe	LT.....Eric Swann
Ben Coleman	RT.....Bernard Wilson
LG.....Ernest Dye	RE.....Clyde Simmons
C.....Ed Cunningham	LLB.....Seth Joyner
RG.....Ben Coleman	MLB.....Eric Hill
Anthony Redmon	RLB.....Wilber Marshall
RT.....Rick Cunningham	LCB.....Aeneas Williams
Joe Wolf	RCB.....James Williams
TE.....Derek Ware	SS.....Lorenzo Lynch
WR.....Ricky Proehl	FS.....Terry Hoage
QB.....Steve Beuerlein	P.....Jeff Feagles
Jay Schroeder	
FB.....Larry Centers	
RB.....Ronald Moore	
K.....Greg Davis	

## NOTES

Colorful Buddy Ryan named head coach and general manager ... season-ticket sales nearly double to over 48,000 ... Sun Devil Stadium sells out three times and Cards establish franchise single-season attendance mark of 497,330, an average of 62,166 ... saddled with 0-3 start, Cards win five of last seven games to finish 8-8, their first non-losing record since 1984 ... defense ranks third in league—highest in 25 years—and Cards' 36 takeaways lead NFC ... offense leads league in time of possession but 23 touchdowns are fewest in NFL ... 10-game losing streak in Giants Stadium snapped with 10-9 win Nov. 13 ... team changes name to Arizona Cardinals ... CB Aeneas Williams earns first Pro Bowl berth.

## FINAL NFC EAST STANDINGS

Team	W	L	T	Pct.	Pts.	OP
Dallas	12	4	0	.750	414	248
N.Y. Giants	9	7	0	.563	279	305
Arizona	8	8	0	.500	235	267
Philadelphia	7	9	0	.438	308	308
Washington	3	13	0	.188	320	412





## 1995 (4-12)

## HEAD COACH BUDDY RYAN

Sept. 3	At Washington	L	7-27	52,731
Sept. 10	Philadelphia	L	19-31	45,004
Sept. 17	At Detroit	W	20-17	58,727
Sept. 24	At Dallas	L	20-34	64,560
Oct. 1	Kansas City	L	3-24	50,211
Oct. 8	At N.Y. Giants	L	21-27 (OT)	68,476
Oct. 15	Washington	W	24-20	42,370
Oct. 22	Open Date			
Oct. 29	Seattle	W	20-14 (OT)	39,600
Nov. 5	At Denver	L	6-38	71,488
Nov. 12	Minnesota	L	24-30 (OT)	51,342
Nov. 19	At Carolina	L	7-27	49,582
Nov. 26	Atlanta	W	40-37 (OT)	35,147
Nov. 30	N.Y. Giants	L	6-10	44,246
Dec. 9	At San Diego	L	25-28	55,258
Dec. 17	At Philadelphia	L	20-21	62,076
Dec. 25	Dallas	L	13-37	72,394

Home: 3-5 (380,314). Away: 1-7 (482,885).

## TEAM STATISTICS

	Cards	Opp.
Total First Downs.....	285	310
Rushing	65	105
Passing	184	180
Penalty	36	25
Total Net Yards.....	4866	5704
Avg. Per Game	304.1	356.5
Total Plays	1,002	995
Avg. Per Play	4.9	5.7
Net Yards Rushing ....	1363	2249
Avg. Per Game	85.2	140.6
Total Rushes	387	503
Net Yards Passing .....	3503	3455
Avg. Per Game	218.9	215.9
Sacked/Yards Lost	55/390	31/200
Gross Yards	3,893	3,655
Att./Comp./Pct.	560/327/58.4	611/390/63.9
Had Intercepted	24	19
Punts/Average.....	72/43.8	62/43.5
Penalties/Yards ....	119/835	117/860
Fumbles/Lost .....	41/19	39/23
Touchdowns .....	26	53
Rushing	3	14
Passing	17	33
Returns	6	6

## SCORE BY PERIOD

	Q1	Q2	Q3	Q4	OT	Pts.
Team	35	108	53	70	9	275
Opponents	75	136	109	90	12	422

## SCORING

	TD	R	P	R	PAT	FG	S	Pts.
G. Davis	0	0	0	19/19	30/39	0	109	
Moore	5	0	5	0/0	0/0	0	32	
Centers	4	2	2	0/0	0/0	0	24	
Williams	3	0	3	0/0	0/0	0	18	
Sanders	2	0	2	0/0	0/0	0	16	
Edwards	2	0	2	0/0	0/0	0	12	
Gaines	2	0	2	0/0	0/0	0	12	
Hearst	2	1	1	0/0	0/0	0	12	
McBride	2	0	2	0/0	0/0	0	12	
Anderson	1	0	1	0/0	0/0	0	10	
Lynch	1	0	0	1	0/0	0	6	

## PASSING

	Att.	Comp.	Yds.	Comp. %	Yds./Att.	TD	TD%	Int.	Int. %	Long	Sack/Lost	Rating
Krieg	521	304	3,554	58.3	6.82	16	3.1	21	4.0	48	53/380	72.6
Buck	321	20	271	62.5	8.47	1	3.1	0	0.0	28	2/10	99.9
Case	2	1	19	50.0	9.50	0	0.0	1	50.0	19	0/0	43.8
Hearst	2	1	16	50.0	8.00	0	0.0	0	0.0	16	0/0	77.1
Moore	2	1	33	50.0	16.50	0	0.0	1	50.0	33	0/0	56.3
Centers	1	0	0	0.0	0.00	0	0.0	1	100.0	0	0/0	0.0
Team	560	327	3,893	58.4	6.95	17	3.0	24	4.3	48	55/390	72.0
Opponents	461	264	3,655	57.3	7.93	33	7.2	19	4.1	73t	31/200	89.5

## SCORING (CONT.)

	TD	R	P	R	PAT	FG	S	Pts.
McCants	1	0	0	1	0/0	0	0	6
Simmons	1	0	0	1	0/0	0	0	6
Team	26	3	17	6	19/1930	390	275	
Opponents	53	14	33	6	50/5118	250	422	
2-Pt. Conversions: Anderson 2, Sanders 2, Moore 1.								
Team 5/6, Opponents 0/0								

## SACKS

Simmons 11, Swann 8.5, Bankston 2.0, Hill 2.0, Hoage 1.0, Irving 1.0, Joyner 1.0, Lynch 1.0, Miller 1.0, Wilson 1.0, Alexander 0.5, C. Brown 0.5, McCants 0.5.	
Team 31.0, Opponents 55.0	

## RUSHING

	No.	Yds.	Avg.	Long	TD
Hearst	284	1,070	3.8	38	1
Centers	78	254	3.3	20	2
Krieg	19	29	1.5	17	0
Case	1	4	4.0	4	0
Feagles	2	4	2.0	4	0
Lassiter	1	1	1.0	1	0
Sanders	1	1	1.0	1	0
Buck	1	0	0.0	0	0
Johnson	2	-2	-1.0	0	0
Team	387	1,363	3.5	38	3
Opponents	503	2,249	4.5	76t	14

## RECEIVING

	No.	Yds.	Avg.	Long	TD
Centers	101	962	9.5	32	2
Moore	63	907	14.4	45	5
Sanders	52	883	17.0	48	2
Edwards	29	417	14.4	28t	2
Hearst	29	243	8.4	39	1
Gaines	14	117	8.4	22t	2
McBride	13	112	8.6	24	2
Dowdell	10	96	9.6	23	0
Reeves	6	62	10.3	22	0
Fann	5	41	8.2	13	0
Anderson	3	34	11.3	18	1
Samuels	2	19	9.5	12	0
Team	327	3,893	11.9	48	17
Opponents	264	3,655	13.8	73t	33

## INTERCEPTIONS

	No.	Yds.	Avg.	Long	TD
Williams	6	86	14.3	48t	2
Joyner	3	9	3.0	11	0
Hunter	2	21	10.5	21	0
Alexander	2	14	7.0	14	0
Hoage	2	0	0.0	0	0
Lynch	1	72	72.0	72t	1
Bankston	1	28	28.0	28	0
Simmons	1	25	25.0	25t	1
Paul	1	4	4.0	4	0
Team	19	259	13.6	72t	4
Opponents	24	307	12.8	58t	4

## PUNT RETURNS

	Ret.	FC	Yds.	Avg.	Long	TD
Edwards	18	11	131	7.3	16	0
Reeves	4	0	41	10.3	14	0
Dowdell	1	0	0	0.0	0	0
Team	23	11	172	7.5	16	0
Opponents	32	14	242	7.6	25	0

## KICKOFF RETURNS

	No.	Yds.	Avg.	Long	TD
Terry	37	808	21.8	53	0
Dowdell	18	344	19.1	28	0
Johnson(NFL)	11	259	23.5	70	0
Johnson(AZ)	11	259	23.5	70	0
Edwards	3	50	16.7	24	0

## KICKOFF RETURNS (CONT.)

	No.	Yds.	Avg.	Long	TD
Higgs	2	26	13.0	17	0
Anderson	1	17	17.0	17	0
Centers	1	15	15.0	15	0
Team	73	1,519	20.8	70	0
Opponents	65	1,593	24.5	92t	2

## PUNTING

	No.	Yds.	Avg.	Net	TB	In20	Lg	BkL.
Feagles	72	3,150	43.8	38.2	8	20	60	0
Team	723	15,043.8	38.2	8	20	60	0	
Opponents	622	6,944.3	38.1	8	21	65	0	

## FIELD GOALS

	1-19	20-29	30-39	40-49	50+
Davis	1-1	13-14	9-10	6-8	1-6
Team	1-1	13-14	9-10	6-8	1-6
Opponents	0-0	8-8	5-7	3-7	2-3

## USUAL STARTING LINEUP

Offense	Defense
WR.....Rob Moore	LE.....Michael Bankston
LT.....Ernest Dye	LT.....Eric Swann
Larry Tharpe	RT.....Bernard Wilson
LG.....Duval Love	RE.....Clyde Simmons
C.....Ed Cunningham	LLB.....Seth Joyner
Jamie Dukes	MLB.....Eric Hill
RG.....Anthony Redmon	RLB.....Terry Irving
Bernard Daffney	Jamir Miller
RT.....Larry Tharpe	LCB.....Aeneas Williams
Rob Selby	RCB.....Patrick Hunter
TE.....Wendall Gaines	Tito Paul
Oscar McBride	Lance Brown
WR.....Frank Sanders	SS.....Lorenzo Lynch
QB.....Dave Krieg	FS.....Brent Alexander
FB.....Larry Centers	Terry Hoage
RB.....Garrison Hearst	P.....Jeff Feagles
K.....Greg Davis	

## NOTES

Cards lost seven of final eight games to drop to 4-12, costing Head Coach **Buddy Ryan** his job ... defense ranks last against the run and in scoring defense despite league highs of 42 takeaways and 23 fumble recoveries ... Arizona's offense leads NFL with 43 turnovers (24 interceptions, 19 lost fumbles) ... low light of season at expansion Carolina Nov. 19 as Cards gain just 96 total yards, their lowest output in 40 years ... **FB Larry Centers** earns first Pro Bowl honor as first running back in league history to eclipse 100-pass reception plateau with 101 catches, a franchise record ... **Garrison Hearst** owns dubious distinction of becoming first running back in NFL history to score only one rushing touchdown during a 1,000-yard (1,070) season.

## FINAL NFC EAST STANDINGS

Team	W	L	T	Pct.	Pts.	OP
Dallas#	12	4	0	.750	435	291
Philadelphia*	10	6	0	.625	318	338
Washington	6	10	0	.375	326	359
N.Y. Giants	5	11	0	.313	290	340
Arizona	4	12	0	.250	275	422

#Top NFC playoff seed

\*Wild-card playoff qualifier



## 1996 (7-9)

### HEAD COACH VINCE TOBIN

Sept. 1	At Indianapolis	L	13-20	48,133
Sept. 8	Miami	L	10-38	55,444
Sept. 15	At New England	L	0-31	59,118
Sept. 22	At New Orleans	W	28-14	34,316
Sept. 29	St. Louis	W	31-28 (OT)	33,116
Oct. 6	Open Date			
Oct. 13	At Dallas	L	3-17	64,096
Oct. 20	Tampa Bay	W	13-9	27,738
Oct. 27	New York Jets	L	21-31	28,088
Nov. 3	At N.Y. Giants	L	8-16	68,262
Nov. 10	At Washington	W	37-34 (OT)	51,929
Nov. 17	N.Y. Giants	W	31-23	34,924
Nov. 24	Philadelphia	W	36-30	36,175
Dec. 1	At Minnesota	L	17-41	45,767
Dec. 8	Dallas	L	6-10	70,763
Dec. 15	Washington	W	27-26	34,260
Dec. 22	At Philadelphia	L	19-29	63,658
				300-397
Home: 5-3 (320,508). Away: 2-6 (435,279).				

## TEAM STATISTICS

	Cards	Opp.
<b>Total First Downs.....</b>	<b>308</b>	<b>336</b>
Rushing	70	120
Passing	214	192
Penalty	24	24
<b>Total Net Yards.....</b>	<b>5190</b>	<b>5361</b>
Average Per Game	324.4	335.1
Total Plays	1,050	1,062
Average Per Play	4.9	5.0
<b>Net Yards Rushing.....</b>	<b>1502</b>	<b>1862</b>
Average Per Game	93.9	116.4
Total Rushes	401	514
<b>Net Yards Passing.....</b>	<b>3688</b>	<b>3499</b>
Average Per Game	230.5	218.7
Sacked/Yards Lost	36/229	28/185
Gross Yards	3,917	3,684
Att./Comp./Pct.613/336/54.8		
520/311/59.8		
Had Intercepted	21	11
<b>Punts/Average.....</b>	<b>77/43.2</b>	<b>69/43.8</b>
<b>Penalties/Yards.....</b>	<b>106/873</b>	<b>104/841</b>
<b>Fumbles/Ball Lost.....</b>	<b>29/14</b>	<b>24/14</b>
<b>Touchdowns.....</b>	<b>33</b>	<b>44</b>
Rushing	8	18
Passing	23	21
Returns	2	5

## SCORE BY PERIOD

	Q1	Q2	Q3	Q4	OT	Pts.
Team	39	70	51	134	6	300
Opponents	56	130	90	121	0	397

## SCORING

	TD	R	P	R	PAT	FG	S	Pts.
Butler	0	0	0	0	17/19	14/17	0	59
Centers	9	2	7	0	0/0	0/0	0	54
Davis	0	0	0	0	12/12	9/14	0	39
R. Moore	4	0	4	0	0/0	0/0	0	26
L. Johnson	4	3	1	0	0/0	0/0	0	24
Sanders	4	0	4	0	0/0	0/0	0	24
Dowdell	2	0	2	0	0/0	0/0	0	12
McElroy	2	1	1	0	0/0	0/0	0	12
Smith	2	1	1	0	0/0	0/0	0	12
Esiason	1	1	0	0	0/0	0/0	0	8
Carter	1	0	1	0	0/0	0/0	0	6
Edwards	1	0	1	0	0/0	0/0	0	6
McWilliams	1	0	1	0	0/0	0/0	0	6

## PASSING

	Att.	Comp.	Yds.	Comp. %	Yds./Att.	TD	TD%	Int.	Int. %	Long	Sack/Lost	Rating
Esiason	339	190	2,293	56.0	6.76	11	3.2	14	4.1	64t	17/109	70.6
K. Graham	274	146	1,624	53.3	5.93	12	4.4	7	2.6	69	19/120	75.1
<b>Team</b>	<b>613</b>	<b>336</b>	<b>3,917</b>	<b>54.8</b>	<b>6.39</b>	<b>23</b>	<b>3.8</b>	<b>21</b>	<b>3.4</b>	<b>69</b>	<b>36/229</b>	<b>72.6</b>
<b>Opponents</b>	<b>520</b>	<b>311</b>	<b>3,684</b>	<b>59.8</b>	<b>7.08</b>	<b>21</b>	<b>4.0</b>	<b>11</b>	<b>2.1</b>	<b>55</b>	<b>28/185</b>	<b>86.1</b>

## SCORING (CONT.)

	TD	R	P	R	PAT	FG	S	Pts.
Miller	1	0	0	1	0/0	0/0	0	6
Williams	1	0	0	1	0/0	0/0	0	6
<b>Team</b>	<b>33</b>	<b>8</b>	<b>23</b>	<b>2</b>	<b>29/3123/310</b>	<b>300</b>		
<b>Opponents</b>	<b>44</b>	<b>18</b>	<b>21</b>	<b>5</b>	<b>41/4330/370</b>	<b>397</b>		
2-Pt. Conversions: Esiason, Moore. Team 2/2, Opponents 1/1								

## SACKS

Rice 12.5, Joyner 5.0, Swann 5.0, Miller 1.0, Ottis 1.0, B. Smith 1.0, Williams 1.0, Wilson 1.0, Bankston 0.5.

Team 28.0, Opponents 36.0

## RUSHING

	No.	Yds.	Avg.	Long	TD
L. Johnson	141	634	4.5	70t	3
Centers	116	425	3.7	24	2
McElroy	89	305	3.4	32	1
K. Graham	21	87	4.1	19	0
Esiason	15	52	3.5	13	1
C. Smith	14	15	1.1	3	1
Feagles	1	0	0.0	0	0
McKinnon	1	-4	-4.0	-4	0
Sanders	2	-4	-2.0	1	0
Edwards	1	-8	-8.0	-8	0
<b>Team</b>	<b>401</b>	<b>1,502</b>	<b>3.7</b>	<b>70t</b>	<b>8</b>
<b>Opponents</b>	<b>514</b>	<b>1,862</b>	<b>3.6</b>	<b>78</b>	<b>18</b>

## RECEIVING

	No.	Yds.	Avg.	Long	TD
Centers	99	766	7.7	39	7
Sanders	69	813	11.8	34	4
R. Moore	58	1,016	17.5	69	4
Edwards	29	311	10.7	31	1
Carter	26	329	12.7	36	1
Dowdell	20	318	15.9	64t	2
L. Johnson	15	176	11.7	35	1
McWilliams	7	80	11.4	21	1
McElroy	5	41	8.2	22t	1
Anderson	4	64	16.0	19	0
C. Smith	3	3	1.0	2	1
Terry	1	0	0.0	0	0
<b>Team</b>	<b>336</b>	<b>3,896</b>	<b>11.6</b>	<b>69</b>	<b>23</b>
<b>Opponents</b>	<b>311</b>	<b>3,684</b>	<b>11.8</b>	<b>55</b>	<b>21</b>

## INTERCEPTIONS

	No.	Yds.	Avg.	Long	TD
Williams	6	89	14.8	65t	1
Alexander	2	3	1.5	3	0
Lassiter	1	20	20.0	20	0
Joyner	1	10	10.0	10	0
Bradford	1	0	0.0	0	0
<b>Team</b>	<b>11</b>	<b>122</b>	<b>11.1</b>	<b>65t</b>	<b>1</b>
<b>Opponents</b>	<b>21</b>	<b>186</b>	<b>8.9</b>	<b>33</b>	<b>0</b>

## PUNT RETURNS

	Ret.	FC	Yds.	Avg.	Long	TD
Dowdell	34	8	297	8.7	35	0
Edwards	5	1	46	9.2	20	0
<b>Team</b>	<b>39</b>	<b>9</b>	<b>343</b>	<b>8.8</b>	<b>35</b>	<b>0</b>
<b>Opponents</b>	<b>37</b>	<b>19</b>	<b>403</b>	<b>10.9</b>	<b>66t</b>	<b>1</b>

## KICKOFF RETURNS

	No.	Yds.	Avg.	Long	TD
McElroy	54	1,148	21.3	92	0
L. Johnson	10	198	19.8	27	0
Dowdell	5	122	24.4	31	0
Terry	4	84	21.0	30	0
McCleskey (N.O.)	1	18	18.0	18	0
McDonald	1	16	16.0	16	0
C. Smith	1	14	14.0	14	0
<b>Team</b>	<b>75</b>	<b>1,582</b>	<b>21.1</b>	<b>92</b>	<b>0</b>
<b>Opponents</b>	<b>61</b>	<b>1,290</b>	<b>21.1</b>	<b>95t</b>	<b>1</b>

## PUNTING

	No.	Yds.	Avg.	Net	TB	In20	Lg	Blk.
Feagles	76	3,328	43.8	36.4	6	23	68	1
<b>Team</b>	<b>773</b>	<b>32843.2</b>	<b>36.4</b>	<b>6</b>	<b>23</b>	<b>68</b>	<b>1</b>	<b>0</b>
<b>Opponents</b>	<b>693</b>	<b>02243.8</b>	<b>36.2</b>	<b>9</b>	<b>26</b>	<b>63</b>	<b>0</b>	<b>0</b>

## FIELD GOALS

	1-19	20-29	30-39	40-49	50+
Butler	1-1	6-6	5-8	2-2	0-0
Davis	0-0	7-9	1-2	1-3	0-0
<b>Team</b>	<b>1-1</b>	<b>13-15</b>	<b>6-10</b>	<b>3-5</b>	<b>0-0</b>
<b>Opponents</b>	<b>0-0</b>	<b>14-14</b>	<b>10-11</b>	<b>5-10</b>	<b>1-2</b>

## USUAL STARTING LINEUP

Offense	Defense
WR.....Rob Moore	LE..Michael Bankston
LT.....Lomas Brown	LT.....Eric Swann
LG.....Duval Love	RT.....Bernard Wilson
.....Rob Selby	RE.....Simeon Rice
C.....Mike Devlin	LLB.....Seth Joyner
.....Aaron Graham	MLB.....Eric Hill
RG..Anthony Redmon	RLB.....Jamir Miller
RT.....Joe Wolf	LCB..Aeneas Williams
TE.....Pat Carter	RCB..Ronnie Bradford
WR.....Frank Sanders	SS.....Matt Darby
QB.....Boomer Esiason	FS...Brent Alexander
.....Kent Graham	P.....Jeff Feagles
FB.....Larry Centers	
RB...Leeland McElroy	
.....LeShon Johnson	
K.....Kevin Butler	
.....Greg Davis	

## NOTES

Improvement from 4-12 to 7-9 record, underscored by an offense that jumps from 24th to 12th and a defense from 26th to 21st, highlight **Vince Tobin's** first season as head coach ... RB **LeShon Johnson** bursts for runs of 56 and 70 yards Sept. 22 at New Orleans—believed to be the longest touchdown runs on consecutive carries in NFL history—en route to franchise single-game rushing mark of 214 yards ... QB **Boomer Esiason** passes for 522 yards (third most in league history) in 37-34 overtime win at R.F.K. Stadium against Redskins on Nov. 10 ... 0-8 N.Y. Jets secure the only victory of their 1-15 season with 31-21 win at Arizona Oct. 27 ... first-round draft pick, Illinois DE **Simeon Rice**, sets Cardinal mark and equals then league rookie record with 12.5 quarterback sacks.

## FINAL NFC EAST STANDINGS

Team	W	L	T	Pct.	Pts.	OP
Dallas	10	6	0	.625	286	250
Philadelphia*	10	6	0	.625	363	341
Washington	9	7	0	.563	364	312
Arizona	7	9	0	.438	300	397
N.Y. Giants	6	10	0	.375	242	297

\*Wild-card playoff qualifier



## 1997 (4-12)

## HEAD COACH VINCE TOBIN

Aug. 31	At Cincinnati	L	21-24	53,644
Sept. 7	Dallas	W	25-22 (OT)	70,060
Sept. 14	At Washington	L	13-19 (OT)	78,270
Sept. 21	Open Date			
Sept. 28	At Tampa Bay	L	18-19	53,804
Oct. 5	Minnesota	L	19-20	43,987
Oct. 12	N.Y. Giants	L	13-27	36,943
Oct. 19	At Philadelphia	L	10-13 (OT)	66,860
Oct. 26	Tennessee	L	14-41	42,333
Nov. 2	Philadelphia	W	31-21	35,850
Nov. 9	At Dallas	L	6-24	64,302
Nov. 16	At N.Y. Giants	L	10-19	68,316
Nov. 23	At Baltimore	W	16-13	53,976
Nov. 30	Pittsburgh	L	20-26 (OT)	64,322
Dec. 7	Washington	L	28-38	55,848
Dec. 14	At New Orleans	L	10-27	45,517
Dec. 21	Atlanta	W	29-26	25,273

Home: 3-5 (354,616). Away: 1-7 (484,689).

## TEAM STATISTICS

	Cards	Opp.
<b>Total First Downs</b> .....	<b>295</b>	<b>298</b>
Rushing	79	112
Passing	186	167
Penalty	30	19
<b>Total Net Yards</b> .....	<b>4713</b>	<b>5426</b>
Average Per Game	294.6	339.1
Total Plays	1,075	1,049
Average Per Play	4.4	5.2
<b>Net Yards Rushing</b> .....	<b>1255</b>	<b>2180</b>
Average Per Game	78.4	136.3
Total Rushes	395	524
<b>Net Yards Passing</b> .....	<b>3458</b>	<b>3246</b>
Average Per Game	216.1	202.9
Sacked/Yards Lost	78/495	34/215
Gross Yards	3,953	3,461
Att./Comp./Pct.	602/317/52.7	749/491/65.8
Had Intercepted	22	15
<b>Punts/Average</b> .....	<b>92/43.8</b>	<b>94/43.9</b>
<b>Penalties/Yards</b> .....	<b>93/775</b>	<b>113/981</b>
<b>Fumbles/Ball Lost</b> .....	<b>27/20</b>	<b>16/5</b>
<b>Touchdowns</b> .....	<b>32</b>	<b>42</b>
Rushing	9	13
Passing	19	23
Returns	4	6

## SCORE BY PERIOD

	Q1	Q2	Q3	Q4	OT	Pts.
Team	44	67	85	84	3	283
Opponents	63	101	83	117	15	379

## SCORING

	TD	R	P	R	PAT	FG	S	Pts.
Nedney	0	0	0	0	19/19	11/17	0	52
Rob Moore	8	0	8	0	0/0	0/0	0	50
Butler	0	0	0	0	9/10	8/12	0	33
Sanders	4	0	4	0	0/0	0/0	0	24
Gedney	4	0	4	0	0/0	0/0	0	26
Plummer	2	2	0	0	0/0	0/0	0	14
Centers	2	1	1	0	0/0	0/0	0	12
K. Graham	2	2	0	0	0/0	0/0	0	12
McElroy	2	2	0	0	0/0	0/0	0	12
A. Williams	2	0	2	0	0/0	0/0	0	12
Bennett	1	0	0	1	0/0	0/0	0	6
Carter	1	0	1	0	0/0	0/0	0	6
Case	1	1	0	0	0/0	0/0	0	6
Ron Moore	1	1	0	0	0/0	0/0	0	6

## PASSING

	Att.	Comp.	Yds.	Comp. %	Yds./Att.	TD	TD%	Int.	Int. %	Long	Sack/Lost	Rating
Plummer	296	157	2,203	53.0	7.44	15	5.1	15	5.1	70t	52/291	73.1
K. Graham	250	130	1,408	52.0	5.63	4	1.6	5	2.0	47	16/115	65.9
Case	55	29	316	52.7	5.75	0	0.0	2	3.6	30	10/89	54.8
Sanders	1	1	26	100.0	26.00	0	0.0	0	0.0	26	0/0	118.8
<b>Team</b>	<b>602</b>	<b>317</b>	<b>3,953</b>	<b>52.7</b>	<b>6.57</b>	<b>19</b>	<b>3.2</b>	<b>22</b>	<b>3.7</b>	<b>70t</b>	<b>78/495</b>	<b>68.6</b>
<b>Opponents</b>	<b>491</b>	<b>279</b>	<b>3,461</b>	<b>56.8</b>	<b>7.05</b>	<b>23</b>	<b>4.7</b>	<b>15</b>	<b>3.1</b>	<b>69</b>	<b>34/215</b>	<b>81.7</b>

## SCORING (CONT.)

	TD	R	P	R	PAT	FG	S	Pts.
C. Smith	1	1	0	0	0/0	0/0	0	6
K. Williams	1	0	1	0	0/0	0/0	0	6
Wilson	1	0	0	1	0/0	0/0	0	6
<b>Team</b>	<b>32</b>	<b>9</b>	<b>19</b>	<b>4</b>	<b>28/2919</b>	<b>290</b>	<b>283</b>	
<b>Opponents</b>	<b>42</b>	<b>13</b>	<b>23</b>	<b>6</b>	<b>35/3730</b>	<b>350</b>	<b>379</b>	

2-Pt. Conversions: Rob Moore, Plummer, Sanders. Team 3/3, Opponents 1/3

## SACKS

Swann 7.5, M. Smith 6.0, Miller 5.5, Rice 5.0, Lassiter 3.0, Bankston 2.0, Caldwell 2.0, Howard 1.0, McCleskey 1.0, McKinnon 1.0.

Team 34.0, Opponents 78.0

## RUSHING

	No.	Yds.	Avg.	Long	TD
McElroy	135	424	3.1	18	2
Ron Moore (NFL)	81	278	3.4	27t	1
Ron Moore (AZ)	57	175	3.1	16	0
Centers	101	276	2.7	14	1
Plummer	39	216	5.5	31	2
Johnson	23	81	3.5	11	0
Bouie	11	26	2.4	6	0
K. Graham	13	23	1.8	10	2
Gedney	1	15	15.0	15	0
Case	7	8	1.1	3	1
Sanders	1	5	5.0	5	0
C. Smith	4	5	1.3	2	1
McKinnon	1	3	3.0	3	0
Feagles	0	0	0.0	0	0
Swann	1	0	0.0	0	0
K. Williams	1	-2	-2.0	-2	0
<b>Team</b>	<b>395</b>	<b>1,255</b>	<b>3.2</b>	<b>31</b>	<b>9</b>
<b>Opponents</b>	<b>524</b>	<b>2,180</b>	<b>4.2</b>	<b>44</b>	<b>13</b>

## RECEIVING

	No.	Yds.	Avg.	Long	TD
Rob Moore	97	1,584	16.3	47t	8
Sanders	75	1,017	13.6	70t	4
Centers	54	409	7.6	29	1
Gedney	23	261	11.3	37	4
K. Williams	20	273	13.7	31t	1
Edwards	20	203	10.2	33	0
McWilliams	7	75	10.7	15	0
Carter	7	44	6.3	15	1
McElroy	7	32	4.6	17	0
Ron Moore	4	34	8.5	13	0
Johnson	3	4	1.3	7	0
C. Smith	2	20	10.0	18	0
Brock	1	29	29.0	29	0
Plummer	1	2	2.0	2	0
Wilson	0	0	0.0	0	0
<b>Team</b>	<b>317</b>	<b>3,953</b>	<b>12.5</b>	<b>70t</b>	<b>19</b>
<b>Opponents</b>	<b>279</b>	<b>3,461</b>	<b>12.4</b>	<b>69</b>	<b>23</b>

## INTERCEPTIONS

	No.	Yds.	Avg.	Long	TD
A. Williams	6	95	15.8	42t	2
McKinnon	3	40	13.3	17	0
Wilson	1	66	66.0	66t	1
McCleskey	1	15	15.0	15	0
Lassiter	1	10	10.0	10	0
Caldwell	1	5	5.0	5	0
Bennett	1	0	0.0	0	0
Rice	1	0	0.0	0	0
<b>Team</b>	<b>15</b>	<b>231</b>	<b>15.4</b>	<b>66t</b>	<b>3</b>
<b>Opponents</b>	<b>22</b>	<b>289</b>	<b>13.1</b>	<b>41</b>	<b>2</b>

## PUNT RETURNS

	Ret.	FC	Yds.	Avg.	Long	TD
K. Williams	40	15	462	11.6	50	0
Edwards	1	1	-1	-1.0	-1	0
<b>Team</b>	<b>41</b>	<b>16</b>	<b>461</b>	<b>11.2</b>	<b>50</b>	<b>0</b>
<b>Opponents</b>	<b>40</b>	<b>27</b>	<b>441</b>	<b>11.0</b>	<b>50</b>	<b>0</b>

## KICKOFF RETURNS

	No.	Yds.	Avg.	Long	TD
K. Williams	59	1,458	24.7	63	0
Bouie	6	136	22.7	27	0
C. Smith	3	50	16.7	21	0
Gedney	2	26	13.0	16	0
Ron Moore	1	17	17.0	17	0
Johnson	0	26	26	26	0
<b>Team</b>	<b>71</b>	<b>1,696</b>	<b>24.2</b>	<b>63</b>	<b>0</b>
<b>Opponents</b>	<b>42</b>	<b>945</b>	<b>22.5</b>	<b>42</b>	<b>1</b>

## PUNTING

	No.	Yds.	Avg.	Net	TB	In20	Lq	Blk.
Feagles	91	4,028	44.3	36.810	24	62	1	0
<b>Team</b>	<b>924</b>	<b>0,284</b>	<b>43.3</b>	<b>36.810</b>	<b>24</b>	<b>62</b>	<b>1</b>	<b>0</b>
<b>Opponents</b>	<b>944</b>	<b>1,304</b>	<b>43.9</b>	<b>35.616</b>	<b>26</b>	<b>66</b>	<b>2</b>	<b>0</b>

## FIELD GOALS

	1-19	20-29	30-39	40-49	50+
Nedney	1-1	3-3	4-4	3-7	0-2
Butler	0-0	4-4	2-4	2-4	0-0
<b>Team</b>	<b>1-1</b>	<b>7-7</b>	<b>6-8</b>	<b>5-11</b>	<b>0-2</b>
<b>Opponents</b>	<b>1-1</b>	<b>9-9</b>	<b>12-13</b>	<b>7-9</b>	<b>1-3</b>

## USUAL STARTING LINEUP

Offense	Defense
<b>WR</b> .....Rob Moore	<b>LE</b> ..Michael Bankston
<b>LT</b> .....Lomas Brown	<b>LT</b> .....Eric Swann
<b>LG</b> .....Rob Selby	<b>RT</b> .....Bernard Wilson
	<b>RE</b> .....Simeon Rice
<b>C</b> .....Mike Devlin	<b>LLB</b> .....Jamir Miller
<b>RG</b> .....Anthony Redmon	<b>MLB</b> .....Eric Hill
<b>RT</b> .....James Dexter	<b>RCB</b> .....Ronald McKinnon
	<b>RLB</b> .....Ronald McKinnon
<b>TE</b> ..Johnny McWilliams	<b>LB</b> .....Terry Irving
	<b>RCB</b> ..Aeneas Williams
<b>WR</b> .....Frank Sanders	<b>LCB</b> .....Tom Knight
<b>QB</b> .....Jake Plummer	<b>SS</b> .....Matt Darby
	<b>LB</b> .....Tommy Bennett
<b>FB</b> .....Larry Centers	<b>FS</b> ...Brent Alexander
<b>RB</b> ...Leeland McElroy	<b>P</b> .....Jeff Feagles
	<b>K</b> .....Kevin Butler

## NOTES

Cards go 3-6 in nine games decided in final minute or overtime (four), including the first five ... QB **Jake Plummer** sets team rookie passing records by completing 157 of 296 passes (53 percent) for 2,203 yards and 15 touchdowns ... his 388 yards Nov. 15 at the Giants set NFL rookie single-game passing mark ... WR **Rob Moore** sets club single-season record with NFL-leading 1,555 receiving yards ... Moore (97 rec.) and WR **Frank Sanders** (75 rec., 1,017 yards) become the first pair of Card wide receivers to each better 1,000 yards in same season ... 66-yard interception return for a touchdown by T **Bernard Wilson** Nov. 2 vs. Eagles the longest in team history by a defensive lineman ... Cards snap 13-game Dallas series winning streak.

## FINAL NFC EAST

## STANDINGS

Team	W	L	T	Pct.	Pts.	OP
N.Y. Giants	10	5	1	.656	307	265
Washington	8	7	1	.531	327	289
Philadelphia	6	9	1	.406	317	372
Dallas	6	10	0	.375	304	314
Arizona	4	12	0	.250	283	379



## 1998 (9-7)

### HEAD COACH VINCE TOBIN

Sept. 6	At Dallas	L	10-38	63,602
Sept. 13	At Seattle	L	14-33	57,678
Sept. 20	Philadelphia	W	17-3	36,717
Sept. 27	At St. Louis	W	20-17	55,832
Oct. 4	Oakland	L	20-23	52,178
Oct. 11	Chicago	W	20-7	47,860
Oct. 18	At N.Y. Giants	L	7-34	70,456
Oct. 25	Open Date			
Nov. 1	At Detroit	W	17-15	66,087
Nov. 8	Washington	W	29-27	43,159
Nov. 15	Dallas	L	28-35	69,923
Nov. 22	At Washington	W	45-42	66,435
Nov. 29	At Kansas City	L	24-34	69,613
Dec. 6	N.Y. Giants	L	19-23	46,128
Dec. 13	At Philadelphia	W	20-17 (OT)	62,176
Dec. 20	New Orleans	W	19-17	51,617
Dec. 27	San Diego	W	16-13	71,670

NFC Wild Card Playoff  
Jan. 2 At Dallas W 20-7 62,969

NFC Divisional Playoff Jan. 10 At Minnesota	L 21-41	63,760
--	---------	--------

## TEAM STATISTICS

	Cards	Opp.
<b>Total First Downs.....</b>	<b>315</b>	<b>321</b>
Rushing	98	117
Passing	179	177
Penalty	38	27
3rd Down: Made/Att.76/218	78/210	
3rd Down Pct.	34.9	37.1
4th Down: Made Att. 10/18	11/18	
4th Down Pct.	55.6	61.1
<b>Possession Average... 29:15</b>	<b>30:45</b>	
<b>Total Net Yards.....</b>	<b>5109</b>	<b>5265</b>
Avg. Per Game	319.3	329.1
Total Plays	1052	1049
Avg. Per Play	4.9	5.0
<b>Net Yards Rushing ..... 1627</b>	<b>1989</b>	
Avg. Per Game	101.7	124.3
Total Rushes	450	492
<b>Net Yards Passing ..... 3482</b>	<b>3276</b>	
Avg. Per Game	217.6	204.8
Sacked/Yards Lost	50/286	39/250
Gross Yards	3768	3526
Att./Completions	552/326	518/299
Completion Pct.	59.1	57.7
Had Intercepted	20	20
<b>Punts/Average.....82/41.2</b>	<b>75/43.9</b>	
<b>Net Punting Average82/35.9</b>	<b>75/38.7</b>	
<b>Penalties/Yards.....88/758</b>	<b>114/954</b>	
<b>Fumbles/Balls Lost...30/16</b>	<b>31/19</b>	
<b>Touchdowns ..... 36</b>	<b>44</b>	
Rushing	18	18
Passing	17	21
Returns	1	5

## SCORE BY PERIOD

	Q1	Q2	Q3	Q4	OT	Pts.
Team	61	99	69	93	3	325
Opponents	61	127	68	122	0	378

## SCORING

	TD	R	P	R	PAT	FG	S	Pts.
Nedney	0	0	0	0	30/30	13/19	0	69
Murrell	10	8	2	0	0/0	0/0	0	60
Bates	6	6	0	0	0/0	0/0	0	36
Jacke	0	0	0	0	6/6	10/14	0	36
Moore	5	0	0	0	0/0	0/0	0	30
McWilliams	4	0	0	0	0/0	0/0	0	24
Plummer	4	4	0	0	0/0	0/0	0	24

## PASSING

	Att.	Comp.	Yds.	Comp. %	Yds./Att.	TD	TD%	Int.	Int. %	Long	Sack/Lost	Rating
Plummer	547	324	3,737	59.2	6.83	17	3.1	20	3.7	57	49/280	75.0
D. Brown	5	2	31	40.0	6.20	0	0.0	0	0.0	19	1/6	61.3
<b>Team</b>	<b>552</b>	<b>326</b>	<b>3,768</b>	<b>59.1</b>	<b>6.83</b>	<b>17</b>	<b>3.1</b>	<b>20</b>	<b>3.6</b>	<b>57</b>	<b>50/286</b>	<b>74.9</b>
<b>Opponents</b>	<b>518</b>	<b>299</b>	<b>3,526</b>	<b>57.7</b>	<b>6.81</b>	<b>21</b>	<b>4.1</b>	<b>20</b>	<b>3.9</b>	<b>87t</b>	<b>39/250</b>	<b>76.0</b>

## SCORING (CONT.)

	TD	R	P	R	PAT	FG	S	Pts.
Sanders	3	0	3	0	0/0	0/0	0	18
Centers	2	0	2	0	0/0	0/0	0	12
Bennett	1	0	1	0	0/0	0/0	0	6
Gedney	1	0	1	0	0/0	0/0	0	6
<b>Team</b>	<b>36</b>	<b>18</b>	<b>17</b>	<b>1</b>	<b>36/3623</b>	<b>33/2</b>	<b>325</b>	
<b>Opponents</b>	<b>44</b>	<b>18</b>	<b>21</b>	<b>5</b>	<b>40/4124</b>	<b>300</b>	<b>378</b>	

2-Pt. Conversions: Team 0/0, Opponents 0/0

## SACKS

Rice 10.0, M. Smith 9.0, Wadsworth 5.0, Swann 4.0, Miller 3.0, McKinnon 2.0, Knight 1.0, Maddox 1.0, Sapp 1.0, Tillman 1.0, Williams 1.0, Wilson 1.0.  
**Team 39.0, Opponents 50.0**

## RUSHING

	No.	Yds.	Avg.	Long	TD
Murrell	274	1,042	3.8	32	8
Plummer	51	217	4.3	27	4
Bates	60	165	2.8	15	6
Centers	31	110	3.5	14	0
Pittman	29	91	3.1	11	0
D. Brown	1	2	2.0	2	0
Sanders	4	0	0.0	7	0
<b>Team</b>	<b>450</b>	<b>1,627</b>	<b>3.6</b>	<b>32</b>	<b>18</b>
<b>Opponents</b>	<b>492</b>	<b>1,989</b>	<b>4.0</b>	<b>30t</b>	<b>18</b>

## RECEIVING

	No.	Yds.	Avg.	Long	TD
Sanders	89	1,145	12.9	42	3
Centers	69	559	8.1	54	2
Moore	67	982	14.7	57	5
Metcalf	31	324	10.5	29	0
McWilliams	26	284	10.9	26	4
Gedney	22	271	12.3	32	1
Murrell	18	169	9.4	30	2
Brook	2	12	6.0	7	0
Bates	1	14	14.0	14	0
Anderson	1	8	8.0	8	0
<b>Team</b>	<b>326</b>	<b>3,768</b>	<b>11.6</b>	<b>57</b>	<b>17</b>
<b>Opponents</b>	<b>299</b>	<b>3,526</b>	<b>11.8</b>	<b>87t</b>	<b>21</b>

## INTERCEPTIONS

	No.	Yds.	Avg.	Long	TD
Lassiter	8	80	10.0	29	0
McKinnon	5	25	5.0	17	0
Bennett	2	100	50.0	70t	1
Chavous	2	0	0.0	0	0
Williams	1	15	15.0	15	0
McCombs	1	14	14.0	14	0
McCleskey	1	1	1.0	1	0
<b>Team</b>	<b>20</b>	<b>235</b>	<b>11.8</b>	<b>70t</b>	<b>1</b>
<b>Opponents</b>	<b>20</b>	<b>373</b>	<b>18.7</b>	<b>56t</b>	<b>4</b>

## PUNT RETURNS

	Ret.	FC	Yds.	Avg.	Long	TD
Metcalf	43	7	295	6.9	24	0
<b>Team</b>	<b>43</b>	<b>7</b>	<b>295</b>	<b>6.9</b>	<b>24</b>	<b>0</b>
<b>Opponents</b>	<b>38</b>	<b>21</b>	<b>313</b>	<b>8.2</b>	<b>43</b>	<b>0</b>

## KICKOFF RETURNS

	No.	Yds.	Avg.	Long	TD
Metcalf	57	1,218	21.4	59	0
Pittman	4	84	21.0	22	0
Gedney	2	12	6.0	7	0
<b>Team</b>	<b>63</b>	<b>1,314</b>	<b>20.9</b>	<b>59</b>	<b>0</b>
<b>Opponents</b>	<b>56</b>	<b>1,200</b>	<b>21.4</b>	<b>62</b>	<b>0</b>

## PUNTING

	No.	Yds.	Avg.	Net	TBIn20	Lg	Blk.
Plummer	81	3,378	41.7	35.9	6	12	67
<b>Team</b>	<b>823</b>	<b>37,841</b>	<b>2.35</b>	<b>6</b>	<b>12</b>	<b>67</b>	<b>1</b>
<b>Opponents</b>	<b>753</b>	<b>29,643</b>	<b>9.38</b>	<b>7</b>	<b>5</b>	<b>26</b>	<b>64</b>

## FIELD GOALS

	1-19	20-29	30-39	40-49	50+
Nedney	0-0	6-6	1-1	5-8	1-4
Jacke	0-0	3-3	5-6	1-3	1-2
<b>Team</b>	<b>0-0</b>	<b>9-9</b>	<b>6-7</b>	<b>6-11</b>	<b>2-6</b>
<b>Opponents</b>	<b>2-2</b>	<b>8-8</b>	<b>5-8</b>	<b>4-5</b>	<b>5-7</b>

## USUAL STARTING LINEUP

Offense	Defense
<b>WR</b> .....Rob Moore	<b>LE</b> .....Andre Wadsworth
<b>LT</b> .....Lomas Brown	<b>LT</b> .....Eric Swann
<b>LG</b> .....Chris Dishman	<b>RB</b> .....Rashod Swinger
<b>C</b> .....Aaron Graham	<b>RT</b> .....Mark Smith
<b>RG</b> .....Lester Holmes	<b>RE</b> .....Simon Rice
<b>RT</b> .....James Dexter	<b>LLB</b> .....Jamir Miller
<b>TE</b> Johnny McWilliams	<b>MLB</b> .....Ronald McKinnon
<b>WR</b> .....Frank Sanders	<b>RLB</b> .....Tony McCombs
<b>QB</b> .....Jake Plummer	<b>CB</b> .....Aeneas Williams
<b>FB</b> .....Larry Centers	<b>RCB</b> .....Corey Chavous
<b>RB</b> .....Adrian Murrell	<b>Tom Knight</b>
<b>K</b> .....Joe Nedney	<b>J.B. Brown</b>
	<b>SS</b> .....Tommy Bennett
	<b>FS</b> .....Kwamie Lassiter
	<b>Pat Tillman</b>
	<b>P</b> .....Scott Player

## NOTES

First postseason appearance since 1982, ending the NFL's longest playoff drought at 15 years ... first postseason berth in a non-strike season since 1975, first postseason victory since 1947, and first winning season and first 10-win campaign since 1984 ... eight NFC victories most since 1976 ... NFL record seven victories by three points or less, winning four on game-ending field goals ... seven of nine victories by 18 combined points earns "Wild Cards" nickname ... 45-point outburst at Washington Nov. 22 the Cards' best scoring output in 21 years ... seven of nine victories are QB **Jake Plummer**-led comebacks ... Plummer's three rushing touchdowns at Washington Nov. 22 the most by an NFL quarterback since the Saints' Archie Manning in 1977 ... RB **Adrian Murrell** becomes sixth player in NFL history to rush for over 1,000 yards for different teams in consecutive seasons ... WR **Frank Sanders** leads NFC (NFL runner-up) with 89 receptions ... FB **Larry Centers** becomes the Cardinals' career receiving leader ... eight defensive takeaways Oct. 11 vs. Chicago tie Seattle for NFL season best ... final three games provide largest viewing audiences in the history of three Phoenix television stations—the CBS, ABC, and FOX affiliates, respectively.

## FINAL NFC EAST STANDINGS

Team	W	L	T	Pct.	Pts.	OP
Dallas	10	6	0	.625	381	275
Arizona*	9	7	0	.563	325	378
N.Y. Giants	8	8	0	.500	287	309
Washington	6	10	0	.375	319	421
Philadelphia	3	10	0	.188	161	344

\*Wild-card playoff qualifier





## 1999 (6-10)

## HEAD COACH VINCE TOBIN

Sept. 12	At Philadelphia	W 25-24	64,113
Sept. 19	At Miami	L 16-19	73,618
Sept. 27	San Francisco	L 10-24	70,993
Oct. 3	At Dallas	L 7-35	64,169
Oct. 10	N.Y. Giants	W 14-3	43,968
Oct. 17	Washington	L 10-24	51,789
Oct. 24	Open Date		
Oct. 31	New England	L 3-27	47,030
Nov. 7	At N.Y. Jets	L 7-12	77,857
Nov. 14	Detroit	W 23-19	41,924
Nov. 21	Dallas	W 13-9	64,773
Nov. 28	At N.Y. Giants	W 34-24	77,809
Dec. 5	Philadelphia	W 21-17	41,187
Dec. 12	At Washington	L 3-28	75,851
Dec. 19	Buffalo	L 21-31	59,509
Dec. 26	At Atlanta	L 14-37	47,074
Jan. 2	At Green Bay	L 24-49	59,818
		245-382	

Home: 4-4 (421,173). Away: 2-6 (540,309).

## TEAM STATISTICS

	Cards	Opp.
<b>Total First Downs</b> .....	<b>254</b>	<b>301</b>
Rushing	77	128
Passing	150	157
Penalty	27	16
3rd Down: Made/Att.	72/221	94/232
3rd Down Pct.	32.6	40.5
4th Down: Made/Att.	4/17	4/15
4th Down Pct.	23.5	26.7
<b>Possession Average</b> ...	<b>27:10</b>	<b>32:51</b>
<b>Total Net Yards</b> .....	<b>4010</b>	<b>5422</b>
Avg. Per Game	250.6	338.9
Total Plays	999	1,068
Avg. Per Play	4.0	5.1
<b>Net Yards Rushing</b> ....	<b>1,207</b>	<b>2265</b>
Avg. Per Game	5.4	141.6
Total Rushes	396	542
<b>Net Yards Passing</b> .....	<b>2803</b>	<b>3157</b>
Avg. Per Game	175.2	197.3
Sacked/Yards Lost	45/282	33/229
Gross Yards	3,085	3,386
Att./Completions	558/287	493/294
Completion Pct.	51.4	59.6
Had Intercepted	30	17
<b>Punts/Average</b> .....	<b>94/42.0</b>	<b>89/42.4</b>
<b>Net Punting Average</b> 94/36.7...	<b>89/34.2</b>	
<b>Penalties/Yards</b> .....	<b>70/481</b>	<b>112/938</b>
<b>Fumbles/Balls Lost</b> ...31/10		<b>28/10</b>
<b>Touchdowns</b> .....	<b>27</b>	<b>48</b>
Rushing	13	17
Passing	11	25
Returns	3	6

## SCORE BY PERIOD

	Q1	Q2	Q3	Q4	OT	Pts.
Team	19	97	50	79	0	245
Opponents	118	97	56	111	0	382

## SCORING

	TD	R	P	R	PAT	FG	S	Pts.
Jacke	0	0	0	0	26/26	19/27	0	83
Bates	9	9	0	0	0/0	0/0	0	54
Moore	5	0	5	0	0/0	0/0	0	30
Boston	2	0	2	0	0/0	0/0	0	12
Pittman	2	2	0	0	0/0	0/0	0	12
Plummer	2	2	0	0	0/0	0/0	0	12
Cody	1	0	1	0	0/0	0/0	0	6
Fredrickson	1	0	0	1	0/0	0/0	0	6
Lassiter	1	0	0	1	0/0	0/0	0	6
Makovicka	1	0	1	0	0/0	0/0	0	6

## PASSING

	Att.	Comp.	Yds.	Comp. %	Yds./Att.	TD	TD%	Int.	Int. %	Long	Sack/Lost	Rating
Plummer	381	201	2,111	52.8	5.54	9	2.4	24	6.3	63	27/152	50.8
Brown	169	84	944	49.7	5.59	2	1.2	6	3.6	71	18/130	55.9
Greisen	6	1	4	16.7	0.67	0	0.0	0	0.0	4	0/0	39.6
Pittman	1	1	26	100.0	26.00	0	0.0	0	0.0	26	0/0	118.8
Sanders	1	0	0	0.0	0.00	0	0.0	0	0.0	0	0/0	39.6
<b>Team</b>	<b>558</b>	<b>287</b>	<b>3,085</b>	<b>51.4</b>	<b>5.53</b>	<b>11</b>	<b>2.0</b>	<b>30</b>	<b>5.4</b>	<b>71</b>	<b>45/282</b>	<b>52.2</b>
<b>Opponents</b>	<b>493</b>	<b>294</b>	<b>3,386</b>	<b>59.6</b>	<b>6.87</b>	<b>25</b>	<b>5.1</b>	<b>17</b>	<b>3.4</b>	<b>77t</b>	<b>33/229</b>	<b>82.9</b>

## SCORING (CONT.)

	TD	R	P	R	PAT	FG	S	Pts.
McWilliams	1	0	1	0	0/0	0/0	0	6
Sanders	1	0	1	0	0/0	0/0	0	6
Swann	1	0	0	1	0/0	0/0	0	6
<b>Team</b>	<b>27</b>	<b>13</b>	<b>11</b>	<b>3</b>	<b>26/2619</b>	<b>270</b>	<b>245</b>	
<b>Opponents</b>	<b>48</b>	<b>17</b>	<b>25</b>	<b>6</b>	<b>44/4516</b>	<b>241</b>	<b>382</b>	

2-Pt. Conversions: Team 0/1, Opponents 0/3

## RACKS

Rice 16.5, Swann 4, Burke 2.5, Fredrickson 2, Wadsworth 2, Drake 1, McKinnon 1, Ottis 1, Sapp 1, Swinger 1, Walz 1.

Team 33, Opponents 45

## RUSHING

	No.	Yds.	Avg.	Long	TD
Murrell	193	553	2.9	22	0
Pittman	64	289	4.5	58t	2
Bates	72	202	2.8	16	9
Plummer	39	121	3.1	17	2
Brown	13	49	3.8	10	0
Makovicka	8	7	0.9	7	0
Tillman	1	4	4.0	4	0
Boston	5	0	0.0	7	0
Player	1	-18	-18.0	-18	0
<b>Team</b>	<b>396</b>	<b>1,207</b>	<b>3.0</b>	<b>58t</b>	<b>13</b>
<b>Opponents</b>	<b>542</b>	<b>2,265</b>	<b>4.2</b>	<b>68t</b>	<b>17</b>

## RECEIVING

	No.	Yds.	Avg.	Long	TD
Sanders	79	954	12.1	63	1
Murrell	49	335	6.8	23	0
Boston	40	473	11.8	43	2
Moore	37	621	16.8	71	5
Hardy	30	222	7.4	23	0
Pittman	16	196	12.3	46	0
McWilliams	11	71	6.5	11	1
Makovicka	10	70	7.0	15	1
Cody	6	60	10.0	16	1
Bates	5	34	6.8	18	0
McCullough	3	45	15.0	31	0
McKinley	1	4	4.0	4	0
<b>Team</b>	<b>287</b>	<b>3,085</b>	<b>10.7</b>	<b>71</b>	<b>11</b>
<b>Opponents</b>	<b>294</b>	<b>3,386</b>	<b>11.5</b>	<b>77t</b>	<b>25</b>

## INTERCEPTIONS

	No.	Yds.	Avg.	Long	TD
Lassiter	2	110	55.0	78t	1
Fredrickson	2	57	28.5	34t	1
Knight	2	16	8.0	16	0
Tillman	2	7	3.5	6	0
Williams	2	5	2.5	8	0
Swann	1	42	42.0	42t	1
Wadsworth	1	23	23.0	23	0
Bennett	1	13	13.0	13	0
McCliskey	1	2	2.0	2	0
Chavous	1	1	1.0	1	0
Drake	1	0	0.0	0	0
McKinnon	1	0	0.0	0	0
<b>Team</b>	<b>17</b>	<b>276</b>	<b>16.2</b>	<b>78t</b>	<b>3</b>
<b>Opponents</b>	<b>30</b>	<b>336</b>	<b>11.2</b>	<b>59t</b>	<b>2</b>

## PUNT RETURNS

	Ret.	FC	Yds.	Avg.	Long	TD
Cody	32	12	373	11.7	31	0
Boston	7	0	62	8.9	43	0
Pittman	4	0	16	4.0	7	0
Knight	3	1	38	12.7	27	0
McCliskey	1	0	0	0.0	0	0
<b>Team</b>	<b>47</b>	<b>13</b>	<b>489</b>	<b>10.4</b>	<b>43</b>	<b>0</b>
<b>Opponents</b>	<b>53</b>	<b>16</b>	<b>340</b>	<b>6.4</b>	<b>36</b>	<b>0</b>

## KICKOFF RETURNS

	No.	Yds.	Avg.	Long	TD
Bates	52	1,231	23.7	68	0
Cody	4	76	19.0	29	0
Tillman	3	33	11.0	18	0
Pittman	2	31	15.5	22	0
Dishman	1	9	9.0	9	0
Lassiter	1	13	13.0	13	0
Makovicka	1	10	10.0	10	0
<b>Team</b>	<b>64</b>	<b>1,403</b>	<b>21.9</b>	<b>68</b>	<b>0</b>
<b>Opponents</b>	<b>59</b>	<b>1,224</b>	<b>20.7</b>	<b>88t</b>	<b>2</b>

## PUNTING

	No.	Yds.	Avg.	Net	TB	In20	Lg	Blk.
Player	94	3,948	42.0	36.7	8	18	60	0
<b>Team</b>	<b>943</b>	<b>9,948</b>	<b>42.0</b>	<b>36.7</b>	<b>8</b>	<b>18</b>	<b>60</b>	<b>0</b>
<b>Opponents</b>	<b>893</b>	<b>7,754</b>	<b>42.4</b>	<b>34.2</b>	<b>12</b>	<b>23</b>	<b>69</b>	<b>0</b>

## FIELD GOALS

	1-19	20-29	30-39	40-49	50+
Jacke	0-0	5-5	10-12	4-7	0-3
<b>Team</b>	<b>0-0</b>	<b>5-5</b>	<b>10-12</b>	<b>4-7</b>	<b>0-3</b>
<b>Opponents</b>	<b>0-0</b>	<b>5-7</b>	<b>6-6</b>	<b>4-8</b>	<b>1-3</b>

## USUAL STARTING LINEUP

Offense	Defense
WR.....Rob Moore	LE..Andre Wadsworth
LT.....Matt Joyce	Brad Ottis
LJ.....L.J. Shelton	LT.....Rashod Swinger
LG.....Chris Dishman	RT.....Jerry Drake
TE.....Matt Joyce	RE.....Simeon Rice
C.....Aaron Graham	LLB..Rob Fredrickson
RG.....Lester Holmes	MLB.Ronald McKinnon
RT.....Anthony Clement	RLB.....Zack Walz
TE.....Terry Hardy	LCB..Aeneas Williams
WR.....Frank Sanders	RCB.....Tom Knight
QB.....Jake Plummer	SS...Tommy Bennett
FB.....Joel Makovicka	FS...Kwame Lassiter
RB.....Adrian Murrell	P.....Scott Player
K.....Chris Jacke	

## NOTES

RB Mario Bates' nine rushing touchdowns a team best since 1993 ... K Chris Jacke's 31-yard game-winning field goal in season-opener at Philadelphia makes him the first NFL kicker to win four consecutive regular-season games with walk-off three-pointers ... Mac Cody's 11.7-yard punt-return average leads NFC ... WR Frank Sanders' 13 receptions in finale at Green Bay most by a Card since 1962 ... RB Michael Pittman logs 133 rushing yards against Detroit in first career start ... MLB Ronald McKinnon becomes first Cardinal to crack 200-tackle plateau (223 total stops) ... OLB Rob Fredrickson sets franchise modern-day record with 22 total tackles vs. N.Y. Jets and becomes first Card linebacker to return an interception for a touchdown since 1987.

## FINAL NFC EAST

## STANDINGS

Team	W	L	T	Pct.	Pts.	OP
Washington	10	6	0	.625	443	377
Dallas*	8	8	0	.500	352	276
N.Y. Giants	7	9	0	.438	299	358
Arizona	6	10	0	.375	245	382
Philadelphia	5	11	0	.313	272	357

\*Wild-card playoff qualifier



## 2000 (3-13)

### HEAD COACH VINCE TOBIN

(7 GAMES)

### HEAD COACH DAVE MCGINNIS

(9 GAMES)

Sept. 3	At N.Y. Giants	L	16-21	77,434
Sept. 10	Dallas	W	32-31	58,303
Sept. 17	Open Date			
Sept. 24	Green Bay	L	3-29	69,568
Oct. 1	At San Francisco	L	20-27	66,985
Oct. 8	Cleveland	W	29-21	139,148
Oct. 15	Philadelphia	L	14-33	36,590
Oct. 22	At Dallas	L	7-48	62,981
Oct. 29	New Orleans	L	10-21	35,016
Nov. 5	Washington	W	16-15	44,723
Nov. 12	At Minnesota	L	14-31	64,223
Nov. 19	At Philadelphia	L	9-34	65,356
Nov. 26	N.Y. Giants	L	7-31	38,099
Dec. 3	At Cincinnati	L	13-24	50,289
Dec. 10	At Jacksonville	L	10-44	53,472
Dec. 17	Baltimore	L	7-13	37,452
Dec. 24	At Washington	L	3-20	65,711

Home: 3-5 (359,709). Away: 0-8 (506,451).

## TEAM STATISTICS

	Cards	Opp.
<b>Total First Downs.....</b>	<b>253</b>	<b>345</b>
Rushing	71	149
Passing	156	175
Penalty	26	21
3rd Down: Made/Att.	75/199	105/222
3rd Down Pct.	37.7	47.3
4th Down: Made/Att.	8/27	10/15
4th Down Pct.	29.6	66.7
<b>Possession Average....</b>	<b>26:32</b>	<b>33:28</b>
<b>Total Net Yards.....</b>	<b>4,528</b>	<b>5,737</b>
Average Per Game	283.0	358.6
Total Plays	932	1,062
Average Per Play	4.9	5.4
<b>Net Yards Rushing ....</b>	<b>1,278</b>	<b>2,609</b>
Average Per Game	79.9	163.1
Total Rushes	343	579
<b>Net Yards Passing.....</b>	<b>3,250</b>	<b>3,128</b>
Average Per Game	203.1	195.5
Sacked/Yards Lost	35/228	25/135
Gross Yards	3,478	3,263
Att./Comp./Pct.	554/316/57.0	458/295/64.4
Had Intercepted	24	10
<b>Punts/Average.....</b>	<b>65/44.2</b>	<b>59/41.1</b>
<b>Penalties/Yards.....</b>	<b>96/785</b>	<b>96/914</b>
<b>Fumbles/Ball Lost ....</b>	<b>32/20</b>	<b>17/10</b>
<b>Touchdowns .....</b>	<b>24</b>	<b>52</b>
Rushing	6	29
Passing	16	19
Returns	2	4

## SCORE BY PERIOD

	Q1	Q2	Q3	Q4	OT	Pts.
Team	30	48	57	75	0	210
Opponents	114	130	95	104	0	443

## SCORING

	TD	R	P	R	PAT	FG	S	Pts.
Blanchard	0	0	0	0	18/19	16	23	0
Boston	7	0	7	0	0/0	0	0	42
Pittman	6	4	2	0	0/0	0	0	36
Sanders	6	0	6	0	0/0	0	0	36
Jones	2	2	0	0	0/0	0	0	12
Hardy	1	0	1	0	0/0	0	0	6
Jenkins	1	0	1	0	0/0	0	0	6
<b>Team</b>	<b>24</b>	<b>6</b>	<b>16</b>	<b>2</b>	<b>18/19</b>	<b>16</b>	<b>23</b>	<b>210</b>
<b>Opponents</b>	<b>52</b>	<b>29</b>	<b>19</b>	<b>4</b>	<b>50/51</b>	<b>27</b>	<b>34</b>	<b>443</b>

2-Pt. Conversions: Team 0/5, Opponents 0/1

## PASSING

	Att.	Comp.	Yds.	Comp. %	Yds./Att.	TD	TD%	Int.	Int. %	Long	Sack/Lost	Rating
Plummer	475	270	2,946	56.8	6.20	13	2.7	21	4.4	70t	22/151	66.0
Brown	69	40	467	58.0	6.77	2	2.9	3	4.3	44t	10/53	70.1
Greisen	10	6	65	60.0	6.50	1	100.0	0	0.0	26t	3/24	112.5
Player	0	0	0	0.0	0.0	0	0.0	0	0.0	0	1/11	0.0
<b>Team</b>	<b>554</b>	<b>316</b>	<b>3,478</b>	<b>57.0</b>	<b>6.28</b>	<b>16</b>	<b>2.9</b>	<b>24</b>	<b>4.3</b>	<b>70t</b>	<b>36/239</b>	<b>67.4</b>
<b>Opponents</b>	<b>458</b>	<b>295</b>	<b>3,263</b>	<b>64.4</b>	<b>7.12</b>	<b>19</b>	<b>4.1</b>	<b>10</b>	<b>2.2</b>	<b>65t</b>	<b>36/239</b>	<b>90.2</b>

## SACKS

Rice 7.5, McKinnon 4, Smith 3, Folston 2, Maddox 1.5, Tillman 1.5, Fredrickson 1, Issa 1, Knight 1, Ottis 1, Wadsworth 1, Davis 0.5.  
Team 25.0, Opponents 35.0

## RUSHING

	No.	Yds.	Avg.	Long	TD
Pittman	184	719	3.9	29	4
Jones	112	373	3.3	29	2
Plummer	37	183	4.9	24	0
Boston	3	9	3.0	24	0
Makovicka	3	8	2.7	7	0
Greisen	1	1	1.0	1	0
Dave Brown	1	0	0.0	0	0
Jenkins	1	-4	-4.0	-4	0
Player	1	-11	-11.0	-11	0
<b>Team</b>	<b>343</b>	<b>1,278</b>	<b>3.7</b>	<b>29</b>	<b>6</b>
<b>Opponents</b>	<b>579</b>	<b>2,609</b>	<b>4.5</b>	<b>78t</b>	<b>29</b>

## RECEIVING

	No.	Yds.	Avg.	Long	TD
Pittman	73	579	7.9	36t	2
Boston	71	1,156	16.3	70t	7
Sanders	54	749	13.9	53t	6
Jones	32	208	6.5	20	0
Hardy	27	160	5.9	13	1
Jenkins	17	219	12.9	34	0
Cody	17	212	12.5	24	0
Gedney	10	75	7.5	24	0
Makovicka	6	18	3.0	5	0
Mitchell	5	80	16.0	42	0
McKinley	2	13	6.5	9	0
C. Williams	1	5	5.0	5	0
<b>Team</b>	<b>316</b>	<b>3,478</b>	<b>11.0</b>	<b>70t</b>	<b>16</b>
<b>Opponents</b>	<b>295</b>	<b>3,263</b>	<b>11.1</b>	<b>65t</b>	<b>19</b>

## INTERCEPTIONS

	No.	Yds.	Avg.	Long	TD
A. Williams	5	102	20.4	48	0
Tillman	1	30	30.0	27	0
Lassiter	1	11	11.0	11	0
Fredrickson	1	8	8.0	8	0
Chavous	1	0	0.0	0	0
Walz	1	0	0.0	0	0
<b>Team</b>	<b>10</b>	<b>151</b>	<b>15.1</b>	<b>48</b>	<b>0</b>
<b>Opponents</b>	<b>24</b>	<b>383</b>	<b>16.0</b>	<b>45</b>	<b>2</b>

## PUNT RETURNS

	Ret.	FC	Yds.	Avg.	Long	TD
Cody	31	11	222	7.2	25	0
Jenkins	1	0	1	1.0	1	0
<b>Team</b>	<b>32</b>	<b>11</b>	<b>223</b>	<b>7.0</b>	<b>25</b>	<b>0</b>
<b>Opponents</b>	<b>37</b>	<b>18</b>	<b>347</b>	<b>9.4</b>	<b>64t</b>	<b>2</b>

## KICKOFF RETURNS

	No.	Yds.	Avg.	Long	TD
Jenkins	82	2,186	26.7	98t	1
Bennett	1	17	17.0	17	0
Cody	1	18	18.0	18	0
McKinley	1	20	20.0	20	0
McKinnon	1	9	9.0	9	0
Barrett	0	46	0.0	41	0
<b>Team</b>	<b>86</b>	<b>2,296</b>	<b>26.7</b>	<b>98t</b>	<b>1</b>
<b>Opponents</b>	<b>46</b>	<b>827</b>	<b>18.0</b>	<b>40</b>	<b>0</b>

## PUNTING

	No.	Yds.	Avg.	Net	TD	In20	Lg	Blk.
Player	65	2,871	44.2	37.3	5	17	55	0
<b>Team</b>	<b>652</b>	<b>28,714</b>	<b>44.2</b>	<b>37.3</b>	<b>5</b>	<b>17</b>	<b>55</b>	<b>0</b>
<b>Opponents</b>	<b>592</b>	<b>24,224</b>	<b>41.1</b>	<b>35.2</b>	<b>6</b>	<b>15</b>	<b>61</b>	<b>0</b>

## FIELD GOALS

	1-19	20-29	30-39	40-49	50+
Blanchard	1-1	2-2	9-11	2-5	2-4
<b>Team</b>	<b>1-1</b>	<b>2-2</b>	<b>9-11</b>	<b>2-5</b>	<b>2-4</b>
<b>Opponents</b>	<b>0-0</b>	<b>7-7</b>	<b>10-12</b>	<b>8-12</b>	<b>2-3</b>

## USUAL STARTING LINEUP

Offense	Defense
WR.....David Boston	LE.....Brad Ottis
LT.....L.J. Shelton	Andre Wadsworth
LG.....Matt Joyce	LT.....Russell Davis
C.....Chris Dishman	Tony McCoy
Mike Gruttadauria	RT.....Mark Smith
RG.....Lester Holmes	Mao Tosi
RT.....Anthony Clement	RE.....Simeon Rice
TE.....Terry Hardy	LLB....Ray Thompson
WR.....Frank Sanders	MLB....Ronald McKinnon
QB.....Jake Plummer	RB....Rob Fredrickson
FB.....Joel Makovicka	LCB....Aeneas Williams
RB.....Michael Pittman	RCB.....Tom Knight
Thomas Jones	SS.....Pat Tillman
K.....Cary Blanchard	FS....Kwame Lassiter
	K.....Scott Player

## NOTES

Defensive coordinator **Dave McGinnis** replaces Head Coach **Vince Tobin** on an interim basis after seven games ... McGinnis is named permanent head coach Dec. 18 ... Maricopa Co. voters approve new multi-purpose stadium on Election Day, Nov. 7 ... 109 starter games lost by injuries to 17 players ... fewest victories and lowest winning percentage since 1959 ... CB **Aeneas Williams** appears in 160th consecutive game to end season, the longest streak by a position player in franchise history ... he also authors a 104-yard fumble return for a touchdown Nov. 5 vs. Washington to equal the NFL record ... SS **Pat Tillman** (224) and middle MLB **Ronald McKinnon** (288) become the first pair of Cards to crack 200 single-season total tackles ... McKinnon also becomes the first Card to register 200-plus total tackles in consecutive seasons ... WR **MarTay Jenkins** sets NFL single-season records with 82 kickoff returns for 2,186 yards ... Jenkins posts Cards' first kickoff return for a touchdown in 21 years Nov. 12 at Minnesota ... QB **Jake Plummer** becomes the fastest Cardinal to 10,000 career passing yards in his 47th NFL game Nov. 5 vs. Washington.

## FINAL NFC EAST STANDINGS

Team	W	L	T	Pct.	Pts.	OP
N.Y. Giants#	12	4	0	.750	328	246
Philadelphia*	11	5	0	.688	351	245
Washington	8	8	0	.500	281	269
Dallas	5	11	0	.313	294	361
Arizona	3	13	0	.188	210	443

#Top NFL playoff seed

\*Wild-card playoff qualifier





## 2002 (5-11)

### HEAD COACH DAVE MCGINNIS

Sept. 8	At Washington	L	23-31	85,140
Sept. 15	At Seattle	W	24-13	63,104
Sept. 22	San Diego	L	15-23	26,827
Sept. 29	N.Y. Giants	W	21-7	23,312
Oct. 6	At Carolina	W	16-13	72,286
Oct. 13	Open Date			
Oct. 20	Dallas	W	9-6 (OT)	56,956
Oct. 27	At San Francisco	L	28-38	67,173
Nov. 3	St. Louis	L	14-27	43,654
Nov. 10	Seattle	L	6-27	25,435
Nov. 17	At Phila.	L	14-38	64,990
Nov. 24	Oakland	L	20-41	52,501
Dec. 1	At Kansas City	L	0-49	77,809
Dec. 8	Detroit	W	23-20 (OT)	21,292
Dec. 15	At St. Louis	L	28-30	65,939
Dec. 21	San Francisco	L	14-17	39,439
Dec. 29	At Denver	L	7-37	75,164
			262-417	

Home: 3-5 (289,416). Away: 2-6 (571,605).

### TEAM STATISTICS

	Cards	Opp.
<b>Total First Downs.....</b>	<b>274</b>	<b>335</b>
Rushing	94	117
Passing	148	196
Penalty	32	22
3rd Down Made/Att.	99/230	90/212
3rd Down Pct.	43.0	46.7
4th Down: Made/Att.	4/13	7/15
4th Down Pct.	30.8	46.7
<b>Possession Avg.....</b>	<b>28:41</b>	<b>31:19</b>
<b>Total Net Yards.....</b>	<b>4563</b>	<b>6020</b>
Avg. Per Game	285.2	376.3
Total Plays	1,003	1,046
Avg. Per Play	4.5	5.8
<b>Net Yards Rushing.....</b>	<b>1823</b>	<b>2146</b>
Avg. Per Game	113.9	134.1
Total Rushes	414	490
<b>Net Yards Passing.....</b>	<b>2740</b>	<b>3874</b>
Avg. Per Game	171.3	242.1
Sacked/Yards Lost	41/298	21/131
Gross Yards	3,038	4,005
Att./Completions	548/291	535/335
Completion Pct.	53.1	62.6
Had Intercepted	22	17
<b>Punts/Average.....</b>	<b>89/43.4</b>	<b>65/42.0</b>
<b>Net Punting Average</b>	<b>89/35.0</b>	<b>65/36.8</b>
<b>Penalties/Yards.....</b>	<b>76/617</b>	<b>111/969</b>
<b>Fumbles/Ball Lost.....</b>	<b>26/13</b>	<b>15/8</b>
<b>Touchdowns.....</b>	<b>31</b>	<b>50</b>
Rushing	10	17
Passing	18	29
Returns	3	4

### SCORE BY PERIOD

	Q1	Q2	Q3	Q4	OT	Pts.
Team	40	85	41	90	6	262
Opponents	109	158	70	80	0	417

### SCORING

	TD	R	P	R	PAT	FG	S	Pts.
Gramatica	0	0	0	0	29/29	15/21	0	74
Shipp	9	6	3	0	0/0	0/0	0	54
Kasper	3	0	3	0	0/0	0/0	0	18
Makovicka	3	0	3	0	0/0	0/0	0	18
Sanders	2	0	2	0	0/0	0/0	0	14
Jenkins	2	0	1	1	0/0	0/0	0	12
T. Jones	2	2	0	0	0/0	0/0	0	12
Lucas	2	0	0	2	0/0	0/0	0	12
Plummer	2	2	0	0	0/0	0/0	0	12
Boston	1	0	1	0	0/0	0/0	0	6
Bush	1	0	1	0	0/0	0/0	0	6
Jackson	1	0	1	0	0/0	0/0	0	6
F. Jones	1	0	1	0	0/0	0/0	0	6
McAddley	1	0	1	0	0/0	0/0	0	6

### PASSING

	Att.	Comp.	Yds.	Comp. %	Yds./Att.	TD	TD%	Int.	Int. %	Long	Sack/Lost	Rating
Plummer	530	284	2,972	53.6	5.61	18	3.4	20	3.8	80t	36/248	65.7
McCown	18	7	66	38.9	3.67	0	0.0	2	1.1	26	5/50	10.2
<b>Team</b>	<b>548</b>	<b>291</b>	<b>3,038</b>	<b>53.1</b>	<b>5.54</b>	<b>18</b>	<b>3.3</b>	<b>22</b>	<b>4.0</b>	<b>80t</b>	<b>41/298</b>	<b>63.7</b>
<b>Opponents</b>	<b>535</b>	<b>335</b>	<b>4,005</b>	<b>62.6</b>	<b>7.49</b>	<b>29</b>	<b>5.4</b>	<b>17</b>	<b>3.2</b>	<b>78t</b>	<b>41/131</b>	<b>90.3</b>

### SCORING (CONT.)

	TD	R	P	R	PAT	FG	S	Pts.
Poole	1	0	1	0	0/0	0/0	0	6
<b>Team</b>	<b>31</b>	<b>10</b>	<b>18</b>	<b>3</b>	<b>29/29</b>	<b>15/21</b>	<b>0</b>	<b>262</b>
<b>Opponents</b>	<b>50</b>	<b>17</b>	<b>29</b>	<b>4</b>	<b>49/49</b>	<b>29/14</b>	<b>0</b>	<b>417</b>

2-Pt. Conversions: Sanders.

Team 1/2, Opponents 0/1

### SACKS

Vanden Bosch 3.5, Thompson 2, Bell 2, R. Davis 2, Tanner 2, Wakefield 2, Bryant 1.5, Wilson 1.5, Fredrickson 1, Hill 1, Woods 0.5.

Team 21, Opponents 41

### RUSHING

	No.	Yds.	Avg.	Long	TD
Shipp	188	834	4.4	56	6
T. Jones	138	511	3.7	58t	2
Plummer	46	283	6.2	34t	2
Anderson	24	65	2.7	14	0
Makovicka	5	54	10.8	22	0
Boston	2	29	14.5	22	0
McCown	1	20	20.0	20	0
Kasper	3	19	6.3	9	0
Jenkins	3	6	2.0	10	0
Sanders	3	2	0.7	5	0
Player	1	0	0.0	0	0
<b>Team</b>	<b>414</b>	<b>1,823</b>	<b>4.4</b>	<b>58t</b>	<b>10</b>
<b>Opponents</b>	<b>490</b>	<b>2,146</b>	<b>4.4</b>	<b>59</b>	<b>17</b>

### RECEIVING

	No.	Yds.	Avg.	Long	TD
F. Jones	44	358	8.1	24	1
Shipp	38	413	10.9	80t	3
Sanders	34	400	11.8	37	2
Boston	32	512	16.0	34	1
McAddley	25	362	14.5	42	1
Jenkins	21	250	11.9	65t	1
T. Jones	20	113	5.7	17	0
Bush	19	121	6.4	13	1
Kasper	15	180	12.0	24	3
Makovicka	15	81	5.4	17	3
Poole	13	108	8.3	15	1
Jackson	5	42	8.4	11t	1
Soliday	4	39	9.8	16	0
Anderson	3	36	12.0	12	0
Gilmore	1	14	14.0	14	0
Starkey	1	7	7.0	7	0
Plummer	1	2	2.0	2	0
<b>Team</b>	<b>291</b>	<b>3,038</b>	<b>10.4</b>	<b>80t</b>	<b>18</b>
<b>Opponents</b>	<b>335</b>	<b>4,005</b>	<b>12.0</b>	<b>78t</b>	<b>29</b>

### INTERCEPTIONS

	No.	Yds.	Avg.	Long	TD
Wilson	4	35	8.8	35	0
Barrett	3	40	13.3	22	0
Lucas	2	80	40.0	38t	2
Lassiter	2	7	3.5	7	0
Hill	2	4	3.5	7	0
Starks	2	4	2.0	3	0
Tanner	1	17	17.0	17	0
Rhinehart	1	0	0.0	0	0
<b>Team</b>	<b>17</b>	<b>186</b>	<b>10.9</b>	<b>38t</b>	<b>2</b>
<b>Opponents</b>	<b>22</b>	<b>303</b>	<b>13.8</b>	<b>50</b>	<b>1</b>

### PUNT RETURNS

	Ret.	FC	Yds.	Avg.	Long	TD
Jackson	31	4	182	5.9	22	0
Lassiter	4	0	21	5.3	10	0
Rhinehart	1	0	18	18.0	18	0
<b>Team</b>	<b>36</b>	<b>4</b>	<b>221</b>	<b>6.1</b>	<b>22</b>	<b>0</b>
<b>Opponents</b>	<b>42</b>	<b>18</b>	<b>547</b>	<b>13.0</b>	<b>90t</b>	<b>3</b>

### KICKOFF RETURNS

	No.	Yds.	Avg.	Long	TD
Kasper (NFL)	55	1,300	23.6	56	0
Kasper (AZ)	32	722	22.6	40	0
Jenkins	20	559	28.0	95t	1
Anderson	12	227	18.9	27	0
Shipp	6	120	20.0	29	0
Bush	2	24	12.0	13	0
Makovicka	2	30	15.0	18	0

### KICKOFF RETURNS (CONT.)

	No.	Yds.	Avg.	Long	TD
McAddley	2	45	22.5	25	0
Young	2	22	11.0	12	0
Banks	1	18	18.0	18	0
Burke	1	15	15.0	15	0
Morgan	1	15	15.0	15	0
<b>Team</b>	<b>81</b>	<b>1,797</b>	<b>22.2</b>	<b>95t</b>	<b>1</b>
<b>Opponents</b>	<b>58</b>	<b>1,407</b>	<b>24.3</b>	<b>55</b>	<b>0</b>

### PUNTING

	No.	Yds.	Avg.	Net	TB	In20	Lg	Bk
Player	88	3,864	43.9	35.010	28	58	1	
<b>Team</b>	<b>883</b>	<b>8,643</b>	<b>43.9</b>	<b>35.010</b>	<b>28</b>	<b>58</b>	<b>1</b>	
<b>Opponents</b>	<b>652</b>	<b>7,304</b>	<b>40.3</b>	<b>36.8</b>	<b>6</b>	<b>25</b>	<b>65</b>	<b>0</b>

### FIELD GOALS

	1-19	20-29	30-39	40-49	50+
Gramatica	0-0	6-7	2-2	6-8	1-4
<b>Team</b>	<b>0-0</b>	<b>6-7</b>	<b>2-2</b>	<b>6-8</b>	<b>1-4</b>
<b>Opponents</b>	<b>1-1</b>	<b>8-8</b>	<b>6-7</b>	<b>5-10</b>	<b>2-3</b>

### USUAL STARTING LINEUP

Offense	Defense
WR.....David Boston	LE.....Fred Wakefield
.....Jason McAddley	LT.....Russell Davis
LT.....L.J. Shelton	RT.....Barron Tanner
LG.....Pete Kendall	.....Marcus Bell
C...Mike Gruttadauria	.....Wendell Bryant
.....Jason Starkey	RE. Kyle Vanden Bosch
RG.....Chris Dishman	LLB...Ray Thompson
RT.....Leonard Davis	MLB..Ronald McKinnon
TE.....Freddie Jones	LCB..Rob Fredrickson
WR.....Frank Sanders	RCB...Duane Starks
.....Kevin Kasper	.....Renaldo Hill
QB.....Jake Plummer	RCB...David Barrett
FB.....Steve Bush	SS.....Adrian Wilson
RB.....Thomas Jones	FS...Kwame Lassiter
.....Marcel Shipp	P.....Scott Player
K.....Bill Gramatica	

### NOTES

Cards join NFC West Division after 32 seasons in the NFC East ... first 3-2 start since 1991, first 4-2 getaway since 1988 precede injury siege ... 95 starter and replacement starter games lost to injury, most on offense ... 41 players start games ... **Freddie Jones** first tight end to lead team in receptions since 1973 ... **RB Marcel Shipp** rushing leader (834 yards) in only six starts plus 80-yard touchdown reception at St. Louis, Cards' longest play from scrimmage since 1988 ... **MLB Ronald McKinnon** leads Arizona in tackles for fourth consecutive season ... **FS Adrian Wilson** intercepts three passes against Dallas to share NFL single-game high ... Arizona beats Dallas 9-6 without a touchdown, a franchise first in 123 games ... the Cards' 49-0 loss at Kansas City the most one-sided setback in franchise history, their first shutout in 105 games, and the largest margin in the NFL since 1989 ... final political hurdles cleared to begin construction of new stadium in Glendale in west suburban Maricopa County ... **S Pat Tillman** declines new multi-year contract offer to join U.S. Army and enter Army Ranger training.

### FINAL NFC WEST STANDINGS

Team	W	L	T	Pct.	Pts.	OP
San Francisco	10	6	0	.625	367	351
St. Louis	7	9	0	.438	316	369
Seattle	7	9	0	.438	355	369
Arizona	5	11	0	.313	262	417





## 2003 (4-12)

## HEAD COACH DAVE MCGINNIS

Sept. 7	At Detroit	L	24-42	60,691
Sept. 14	Seattle	L	0-38	23,127
Sept. 21	Green Bay	W	20-13	58,784
Sept. 28	At St. Louis	L	13-37	65,758
Oct. 5	At Dallas	L	7-24	63,601
Oct. 12	Baltimore	L	18-26	24,193
Oct. 19	Open Date			
Oct. 26	San Francisco	W	16-13	(OT) 40,824
Nov. 2	Cincinnati	W	17-14	23,531
Nov. 9	At Pittsburgh	L	15-28	59,520
Nov. 16	At Cleveland	L	6-44	72,908
Nov. 23	St. Louis	L	27-30	(OT) 42,089
Nov. 30	At Chicago	L	3-28	61,550
Dec. 7	At San Francisco	L	14-50	66,975
Dec. 14	Carolina	L	17-20	23,217
Dec. 21	At Seattle	L	10-28	64,899
Dec. 29	Minnesota	W	18-17	52,734

Home: 4-4 (288,499). Away: 0-8 (515,902).

## TEAM STATISTICS

	Cards	Opp.
Total First Downs.....	256	326
Rushing.....	80	120
Passing.....	147	184
Penalty.....	29	22
3rd Down Made/Att. 83/222	92/199	
3rd Down Pct. ....	37.4	46.2
4th Down: Made/Att. 10/22	3/8	
4th Down Pct. ....	45.5	37.5
Possession Avg.....	29:41	30:19
Total Net Yards.....	4490	5504
Avg. Per Game.....	280.6	344.0
Total Plays.....	981	993
Avg. Per Play.....	4.6	5.5
Net Yards Rushing.....	1531	1915
Avg. Per Game.....	95.7	119.7
Total Rushes.....	403	475
Net Yards Passing.....	2959	3589
Avg. Per Game.....	184.9	224.3
Sacked/Yards Lost 44/306	21/97	
Gross Yards.....	3,265	3,686
Att./Completions 534/303	497/311	
Completion Pct. ....	56.7	62.6
Had Intercepted.....	22	13
Punts/Average.....	83/42.3	67/40.0
Net Punting Average	83/34.4	67/36.4
Penalties/Yards.....	98/761	86/754
Fumbles/Ball Lost.....	29/14	21/10
Touchdowns.....	25	55
Rushing.....	5	17
Passing.....	18	29
Returns.....	2	9

## SCORE BY PERIOD

	Q1	Q2	Q3	Q4	OT	Pts.
Team	55	55	52	60	3	225
Opponents	117	117	99	116	3	452

## SCORING

	TD	R	P	R	PAT	FG	S	Pts.
Boldin	8	0	8	0	0/0	0/0	0	48
Rackers	0	0	0	0	8/8	9/12	0	35
Duncan	0	0	0	0	5/6	6/10	0	23
Jones	3	0	3	0	0/0	0/0	0	18
Gramatica	0	0	0	0	6/6	3/4	0	15
Blake	2	2	0	0	0/0	0/0	0	14
Gilmore	2	0	2	0	0/0	0/0	0	12
Hodgins	2	0	2	0	0/0	0/0	0	12
Smith	2	2	0	0	0/0	0/0	0	12
Bush	1	0	1	0	0/0	0/0	0	6
Hill	1	0	1	0	0/0	0/0	0	6
B. Johnson	1	0	1	0	0/0	0/0	0	6
McCown	1	1	0	0	0/0	0/0	0	6

## PASSING

Rating	Att.	Comp.	Yds.	Comp. %	Yds./Att.	TD	TD%	Int.	Int. %	Long	Sack/Lost
Blake	367	208	2,247	56.7	6.12	13	.035	15	.041	71t	19/132
McCown	166	95	1,018	57.2	6.13	5	.030	6	.036	60t	25/174
Boldin	1	0	0	0.0	0.00	0	.000	1	1.000	0	0/0
Team	534	303	3,265	56.7	5.61	18	.034	22	.038	71t	44/306
Opponents	497	311	3,686	62.6	7.42	29	.058	13	.026	68t	21/97

## SCORING (CONT.)

	TD	R	P	R	PAT	FG	S	Pts.
Poole	1	0	1	0	0/0	0/0	0	6
Scobey	1	0	0	1	0/0	0/0	0	6
Team	25	5	18	2	19/2018	26/0	225	
Opponents	55	17	29	9	53/5321	283	452	

Two-Point Conversions: Blake.

Team 1-5, Opp: 0-2.

## SACKS

D. Johnson 3.0, Thompson 3.0, Darling 2.0, Hill 2.0, King 2.0, McKinnon 2.0, Bell 1.0, R. Davis 1.0, Fisher 1.0, Pace 1.0, Tanner 1.0, Wakefield 1.0, Woods 1.0.

Team 21, Opponents 44.

## RUSHING

	No.	Yds.	Avg.	Long	TD
Shipp	228	830	3.6	36	0
Smith	90	256	2.8	22	2
Blake	30	177	5.9	19	2
McCown	28	158	5.6	16t	1
Anderson	18	68	3.8	17	0
Boldin	5	40	8.0	23	0
Hodgins	2	6	3.0	3	0
Gilmore	1	0	0.0	0	0
Kasper	1	-4	-4.0	-4	0
Team	403	1,531	3.8	36	5
Opponents	475	1,935	4.0	52	17

## RECEIVING

	No.	Yds.	Avg.	Long	TD
Boldin	101	1,377	13.6	71t	8
Jones	55	517	9.4	34	3
B. Johnson	35	438	12.5	54t	1
Shipp	30	184	6.1	34	0
Gilmore	17	208	12.2	32	2
Smith	14	107	7.6	36	0
Hodgins	14	58	4.1	9	2
Poole	13	177	13.6	37	1
Bush	11	71	6.5	14	1
Anderson	6	36	6.0	11	0
McAddley	4	53	13.3	25	0
Kasper	1	23	23.0	23	0
Scobey	1	9	9.0	9	0
Foster	1	7	7.0	7	0
Team	303	3,265	10.8	71t	18
Opponents	311	3,686	12.0	68t	29

## INTERCEPTIONS

	No.	Yds.	Avg.	Long	TD
Jackson	6	122	20.3	30	0
Hill	5	119	23.8	70t	1
Barrett	1	25	25.0	25	0
Rhinehart	1	5	5.0	5	0
Team	13	271	20.8	70t	1
Opponents	22	418	19.0	83t	4

## PUNT RETURNS

	Ret.	FC	Yds.	Avg.	Long	TD
Boldin	20	12	130	6.5	19	0
Goss	1	0	7	7.0	7	0
B. Johnson	1	3	3	3.0	3	0
Team	22	15	140	6.4	19	0
Opponents	41	12	472	11.5	57t	2

## KICKOFF RETURNS

	No.	Yds.	Avg.	Long	TD
Scobey	73	1,684	23.1	100t	1
Kasper	5	136	27.2	37	0
Anderson	2	31	15.5	16	0
Garcia	1	17	17.0	17	0
Hodgins	1	13	13.0	13	0
Team	82	1,881	22.9	100t	1
Opponents	48	1,042	21.7	47	0

## PUNTING

	No.	Yds.	Avg.	Net	TB	In	20	Lg	Blk.
Player	82	3,511	42.8	34.4	9	19	64	1	
Team	83	3,511	42.3	34.4	9	19	64	1	
Opponents	67	2,794	40.0	36.4	5	21	59	1	

## FIELD GOALS

	1-19	20-29	30-39	40-49	50+
Rackers	0-0	5-5	1-4	3-3	0-0
Duncan	0-0	2-2	2-2	1-2	1-2
Gramatica	0-0	1-1	2-4	0-0	0-1
Team	0-0	8-8	5-10	4-5	1-3
Opponents	0-0	8-9	7-9	5-9	1-1

Rackers:( ) ( ) ( ) ( ) ( ) ( ) (42G,26G)

(22G,27G)

(32G ) (35N,44G) (49G,38N,33N) (22G,26G)

Duncan: ( ) ( ) ( ) ( ) (46G)

## USUAL STARTING LINEUP

Offense	Defense
WR.....Bryan Gilmore	LE.....Fred Wakefield
Bryant Johnson	Dennis Johnson
LT.....L.J. Shelton	LT.....Wendell Bryant
LG.....Cameron Sikes	Marqus Bell
C.....Pete Kendall	RT.....Russell Davis
RG.....Leonard Davis	RE.....Calvin Pace
RT.....Anthony Clement	LLB...Ray Thompson
TE.....Freddie Jones	MLB...Ronald McKinnon
WR.....Anquan Boldin	RLB.....Levar Fisher
QB.....Jeff Blake	LCB.....Renaldo Hill
Josh McDowen	RCB.....David Barrett
FB.....James Hodgins	SS.....Adrian Wilson
RB.....Marcel Shipp	FS.....Dexter Jackson
Emmitt Smith	P.....Scott Player
K.....Neil Rackers	
Tim Duncan	

## NOTES

Second-round draft choice **Anquan Boldin** becomes most prolific rookie receiver in NFL history with 101 receptions, while his 1,377 receiving yards most by NFL rookie in 43 years ... 217 receiving yards in season opener at Detroit most by player in first NFL game ... **Emmitt Smith**, the NFL's all-time rushing leader, signs two-year contract with Cardinals but a shoulder injury limits him to just six starting roles ... Super Bowl MVP **Dexter Jackson** lured from Tampa Bay as free agent and leads team with six interceptions ... Cards force 4-4 mark at home, but 0-8 road record results in 4-12 finish and dismissal of third-year Head Coach **Dave McGinnis** ... **Josh McCown** handed quarterback duties late in season and guides Arizona to 18-17 victory in season finale vs. Minnesota with 28-yard touchdown pass to **Nate Poole**, knocking Vikings out of playoffs ... construction begins on new stadium in Glendale in west suburban Maricopa County.

## FINAL NFC WEST

## STANDINGS

Team	W	L	T	Pct.	Pts.	OP
St. Louis	12	4	0	.750	447	328
Seattle	10	6	0	.625	404	327
San Francisco	7	9	0	.438	384	337
Arizona	4	12	0	.250	225	452



## 2004 (6-10)

### HEAD COACH DENNIS GREEN

Sept. 12	At St. Louis	L	10-17	65,538
Sept. 19	New England	L	12-23	51,557
Sept. 26	At Atlanta	L	3-6	70,534
Oct. 3	New Orleans	W	34-10	28,109
Oct. 10	At San Francisco	L	28-31 (OT)	62,836
Oct. 17	Open Date			
Oct. 24	Seattle	W	25-17	35,695
Oct. 31	At Buffalo	L	14-38	65,887
Nov. 7	At Miami	W	24-23	72,612
Nov. 14	N.Y. Giants	W	17-14	42,297
Nov. 21	At Carolina	L	10-35	72,796
Nov. 28	N.Y. Jets	L	3-13	35,820
Dec. 5	At Detroit	L	12-26	62,262
Dec. 12	San Francisco	L	28-31 (OT)	35,069
Dec. 19	St. Louis	W	31-7	40,070
Dec. 26	At Seattle	L	21-24	65,825
Jan. 2	Tampa Bay	W	12-7	31,650

Home: 5-3 (300,267). Away: 1-7 (538,290)

## TEAM STATISTICS

	Cards	Opp.
<b>Total First Downs</b> .....	<b>282</b>	<b>282</b>
Rushing	86	101
Passing	152	153
Penalty	42	28
3rd Down: Made/Att.84/241	66/209	
3rd Down Pct.	34.9	31.6
4th Down: Made/Att.	5/12	8/14
4th Down Pct.	41.7	57.1
<b>Possession Avg.</b> .....	<b>30:53</b>	<b>29:07</b>
<b>Total Net Yards</b> .....	<b>4550</b>	<b>5141</b>
Avg. Per Game	284.4	321.3
Total Plays	1047	993
Avg. Per Play	4.3	5.2
<b>Net Yards Rushing</b> .....	<b>1668</b>	<b>2105</b>
Avg. Per Game	104.3	131.6
Total Rushes	475	450
<b>Net Yards Passing</b> .....	<b>2882</b>	<b>3036</b>
Avg. Per Game	180.1	189.8
Sacked/Yards Lost	39/320	38/229
Gross Yards	3202	3265
Att./Completions	533/299	505/271
Completion Pct.	56.1	53.7
Interceptions	18	15
<b>Punts/Average</b> .....	<b>99/42.7</b>	<b>97/41.9</b>
<b>Net Punting Avg.</b> .....	<b>99/36.4</b>	<b>97/35.8</b>
<b>Penalties/Yards</b> .....	<b>124/948</b>	<b>139/1121</b>
<b>Fumbles/Ball Lost</b> .....	<b>34/11</b>	<b>32/15</b>
<b>Touchdowns</b> .....	<b>31</b>	<b>35</b>
Rushing	15	18
Passing	14	15
Returns	2	8

## SCORE BY PERIOD

	Q1	Q2	Q3	Q4	Ot	Pts
Team	40	78	57	109	0	284
Opponents	64	100	63	89	6	322

## SCORING

	TD	Ru	Pa	Rt	K-PAT	FG	S	Pts
Rackers	0	0	0	0	28/28	22/29	0	94
E. Smith	9	9	0	0	0/0	0/0	0	54
Fitzgerald	8	0	8	0	0/0	0/0	0	48
Ayanbadejo	4	3	1	0	0/0	0/0	0	24
McCown	2	2	0	0	0/0	0/0	0	14
Hambrick	2	1	0	1	0/0	0/0	0	12
Jones	2	0	2	0	0/0	0/0	0	12
Boldin	1	0	1	0	0/0	0/0	0	12
Johnson	1	0	1	0	0/0	0/0	0	6
Starks	1	0	0	1	0/0	0/0	0	6
Wilson	1	0	0	1	0/0	0/0	0	6
Hayes	0	0	0	0	0/0	0/0	1	2
<b>Team</b>	<b>31</b>	<b>15</b>	<b>14</b>	<b>2</b>	<b>28/2822</b>	<b>29/1</b>	<b>284</b>	
<b>Opponents</b>	<b>35</b>	<b>12</b>	<b>18</b>	<b>5</b>	<b>29/3025</b>	<b>26/0</b>	<b>322</b>	

2-pt. Conversions: McCown. Team 1/3, Opponents 4/5

## PASSING

	Att.	Comp	Yds	Cmp%	Yds/Att.	Td	Td%	Int	Int%	Long	Sack/Lost	
Rating												
McCown	408	233	2511	57.1	6.15	11	2.7	10	2.5	48	31/263	74.1
S. King	84	47	502	56.0	5.98	1	1.2	4	4.8	40	6/42	57.7
Navarre	40	18	168	45.0	4.20	1	2.5	4	10.0	33t	1/8	25.8
E. Smith	1	1	21	100.0	21.00	1	100.0	0	0.0	21t	0/0	158.3
Fitzgerald	0	0	0	---	---	0	---	0	---	---	1/7	---
Team	533	299	3202	56.1	6.01	14	2.6	18	3.4	48	39/320	68.5
Opponents	505	271	3265	53.7	6.47	18	3.6	15	3.0	75t	38/229	73.2

## SACKS

Berry	14.5	Dansby	5.0	Pace	4.5	Dockett	3.5
Zellmer	2.0	Dartling	1.0	R. Davis	1.0	Harris	1.0
Hill	1.0	Kolodziej	1.0	Starks	1.0	Thompson	1.0
Wilson	1.0	Wilson	1.0	MacKlin	0.5	Team	38.0

## OPPONENTS 39

## RUSHING

	No.	Yds	Avg	Long	TD
E. Smith	267	937	3.5	29t	9
Hambrick	63	283	4.5	62	1
Ayanbadejo	30	122	4.1	23	3
McCown	36	112	3.1	12	2
Scobey	27	89	3.3	10	0
Croom	29	76	2.6	20	0
S. King	9	30	3.3	16	0
Fitzgerald	8	14	1.8	10	0
Williams	2	6	3.0	3	0
Boldin	1	2	3.0	3	0
Anderson	1	2	2.0	2	0
Johnson	2	-6	-3.0	1	0
<b>Team</b>	<b>475</b>	<b>1668</b>	<b>3.5</b>	<b>62</b>	<b>15</b>
<b>Opponents</b>	<b>450</b>	<b>2105</b>	<b>4.7</b>	<b>74</b>	<b>12</b>

## RECEIVING

	No.	Yds	Avg	Long	TD
Fitzgerald	58	780	13.4	48	8
Boldin	56	623	11.1	31t	1
Johnson	49	537	11.0	40	1
Jones	45	426	9.5	40	2
Ayanbadejo	19	171	9.0	21t	1
Williams	18	197	10.9	33	0
Scobey	18	191	10.6	42	0
E. Smith	15	105	7.0	18	0
Poole	5	70	14.0	24	0
Edwards	5	51	10.2	19	0
Hambrick	4	16	4.0	9	1
Diamond	3	19	6.3	8	0
Croom	2	16	8.0	8	0
Newhouse	1	5	5.0	5	0
McCown	1	-5	-5.0	-5	0
<b>Team</b>	<b>299</b>	<b>3202</b>	<b>10.7</b>	<b>48</b>	<b>14</b>
<b>Opponents</b>	<b>271</b>	<b>3265</b>	<b>12.0</b>	<b>75t</b>	<b>18</b>

## INTERCEPTIONS

	No.	Yds	Avg	Long	TD
MacKlin	4	18	4.5	16	0
Wilson	3	62	20.7	27	0
Starks	3	46	15.3	41t	1
Dartling	1	65	65.0	65	0
Dockett	1	20	20.0	20	0
Dansby	1	2	2.0	2	0
Hill	1	2	2.0	2	0
Harris	1	-1	-1.0	-1	0
<b>Team</b>	<b>15</b>	<b>214</b>	<b>14.3</b>	<b>65</b>	<b>1</b>
<b>Opponents</b>	<b>18</b>	<b>263</b>	<b>14.6</b>	<b>76</b>	<b>1</b>

## PUNT RETURNS

	Ret	Fc	Yds	Avg	Long	TD
Williams	42	12	286	6.8	38	0
Starks	7	1	43	6.1	15	0
Boldin	0	1	0	---	---	0
<b>Team</b>	<b>49</b>	<b>14</b>	<b>329</b>	<b>6.7</b>	<b>38</b>	<b>0</b>
<b>Opponents</b>	<b>56</b>	<b>16</b>	<b>486</b>	<b>8.7</b>	<b>71t</b>	<b>1</b>

## KICKOFF RETURNS

	No.	Yds	Avg	Long	TD
Scobey	32	723	22.6	71	0
Croom	16	314	19.6	35	0
Johnson	6	135	22.5	47	0
Ayanbadejo	3	50	16.7	21	0
Edwards	3	40	13.3	14	0
Hayes	3	6	2.0	6	0
Vanden Bosch	1	7	7.0	7	0
Williams	1	18	18.0	18	0
<b>Team</b>	<b>65</b>	<b>1293</b>	<b>19.9</b>	<b>71</b>	<b>0</b>
<b>Opponents</b>	<b>46</b>	<b>1017</b>	<b>22.1</b>	<b>87t</b>	<b>1</b>

## PUNTING

	No.	Yds	Avg	Net	Tb	In	Lg	B
Player	98	4230	43.2	36.4	7	32	57	1
<b>Team</b>	<b>99</b>	<b>4230</b>	<b>42.7</b>	<b>36.4</b>	<b>7</b>	<b>32</b>	<b>57</b>	<b>1</b>
<b>Opponents</b>	<b>97</b>	<b>4064</b>	<b>41.9</b>	<b>35.813</b>	<b>25</b>	<b>68</b>	<b>1</b>	

## FIELD GOALS

	1-19	20-29	30-39	40-49	50+
Rackers	0-0	6-6	5-7	6-7	5-9
<b>Team</b>	<b>0-0</b>	<b>6-6</b>	<b>5-7</b>	<b>6-7</b>	<b>5-9</b>
<b>Opponents</b>	<b>0-0</b>	<b>13-13</b>	<b>7-7</b>	<b>3-4</b>	<b>2-2</b>

## USUAL STARTING LINEUP

Offense	Defense
<b>WR</b> ...Larry Fitzgerald	<b>LE</b> .....Peppi Zellner
<b>LT</b> ...Leonard Davis	<b>NT</b> .....Russell Davis
<b>LG</b> ...Reggie Wells	<b>UT</b> ...Darnell Dockett
<b>C</b> ...Alex Stepanovich	<b>RE</b> ...Bertrand Berry
<b>RG</b> ...Cameron Bridges	<b>SLB</b> ...Karlitos Dansby
Jeremy Shockey	<b>MLB</b> ...Ronald McKinnon
<b>RT</b> ...Anthony Clement	<b>WLB</b> ...James Darling
L.J. Shelton	<b>LCB</b> ...Renaldo Hill
<b>TE</b> ...Freddie Jones	<b>RCB</b> ...David MacKlin
<b>WR</b> ...Anquan Boldin	<b>SS</b> ...Adrian Wilson
Bryant Johnson	<b>FS</b> ...Ifeanyi Ohalet
<b>QB</b> ...Josh McCown	<b>P</b> ...Scott Player
<b>FB</b> ...Obafemi Ayanbadejo	<b>K</b> ...Neil Rackers
<b>RB</b> ...Emmitt Smith	

## NOTES

Team's first season under head coach **Dennis Green** was one of transition but also promise and opportunity...team entered week 16 of the regular season with a playoff berth and division title in reach before a three-point road loss at Seattle ended postseason hopes...Cardinals won two games by 24 points (something that they'd not done in over a decade) and also finished 5-3 at home for the first time since last playoff season of 1998...strategic but aggressive approach to free agency yielded several new starters, most notably **DE Bertrand Berry** who would prove to become the best free agent pick-up in team history by leading the NFC in sacks (14.5) and earning his first career Pro Bowl berth...an outstanding '04 draft class produced four full-time starters in **WR Larry Fitzgerald**, **LB Karlitos Dansby**, **DT Darnell Dockett** and **C Alex Stepanovich**...defense improved its overall rank from 26th at the end of '03 to 12th and didn't allow a touchdown in three games while allowing just one TD in three others...the offense was bitten early by injuries as **RB Marcel Shipp** suffered a broken leg in training camp that ended his season and all-pro **WR Anquan Boldin** suffered a training camp knee injury that caused him to miss the regular season's first six games...in his second season in Arizona, **Emmitt Smith** led the team with 937 rushing yards and 9 rushing TDs...the offense struggled to find consistency and that led to numerous lineup changes throughout the year including three different starting QBs...**S Pat Tillman**, who left the Cardinals to join U.S. Army and enter Army Ranger training prior to 2002 season, is killed April 22 in Afghanistan.

## FINAL NFC WEST STANDINGS

Team	W	L	T	Pct.	Pts.	OP
Seattle	9	7	0	.562	371	373
St. Louis	8	8	0	.500	319	392
Arizona	6	10	0	.375	284	322
San Francisco	2	14	0	.125	259	452



## 2005 (5-11)

## HEAD COACH DENNIS GREEN

Sept. 11	At New York Giants	L 19-42	78,387
Sept. 18	St. Louis	L 12-17	45,160
Sept. 25	At Seattle	L 12-37	64,843
Oct. 2	San Francisco	W 31-14	103,467
Oct. 9	Carolina	L 20-24	38,809
Oct. 16	Open Date		
Oct. 23	Tennessee	W 20-10	39,482
Oct. 30	At Dallas	L 13-34	62,068
Nov. 6	Seattle	L 19-33	43,542
Nov. 13	At Detroit	L 21-29	61,091
Nov. 20	At St. Louis	W 38-28	65,760
Nov. 27	Jacksonville	L 17-24	39,198
Dec. 4	At San Francisco	W 17-10	60,439
Dec. 11	Washington	L 13-17	46,654
Dec. 18	At Houston	L 19-30	70,024
Dec. 24	Philadelphia	W 27-21	44,723
Jan. 1	At Indianapolis	L 13-17	57,211
			311-387

Home: 3-5 (401,035). Away: 2-6 (519,823).

## TEAM STATISTICS

	Cards	Opp.
<b>Total First Downs</b> .....	<b>304</b>	<b>272</b>
Rushing	58	83
Passing	224	158
Penalty	22	31
3rd Down: Made/Att	91/239	67/196
3rd Down Pct.	38.1	34.2
4th Down: Made/Att	5/16	4/11
4th Down Pct.	31.3	36.4
Possession Avg.....	<b>31:20</b>	<b>28:40</b>
<b>Total Net Yards</b> .....	<b>5575</b>	<b>4729</b>
Avg. Per Game	348.4	295.6
<b>Total Plays</b> .....	<b>1075</b>	<b>936</b>
Avg. Per Play	5.2	5.1
<b>Net Yards Rushing</b> .....	<b>1138</b>	<b>1632</b>
Avg. Per Game	71.1	102.0
Total Rushes	360	411
<b>Net Yards Passing</b> .....	<b>4437</b>	<b>3097</b>
Avg. Per Game	277.3	193.6
Sacked/yards Lost	45/286	37/217
Gross Yards	4723	3314
Att./completions	670/419	488/301
Completion Pct.	62.5	61.7
Had Intercepted	21	15
<b>Punts/Average</b> .....	<b>74/43.3</b>	<b>85/44.1</b>
<b>Net Punting Avg.</b> .....	<b>74/37.0</b>	<b>85/37.8</b>
<b>Penalties/Yards</b> ..	<b>145/1184</b>	<b>103/819</b>
<b>Fumbles/Ball Lost</b> .....	<b>26/16</b>	<b>24/11</b>
<b>Touchdowns</b> .....	<b>26</b>	<b>46</b>
Rushing	2	22
Passing	21	17
Returns	3	7

## SCORE BY PERIOD

	Q1	Q2	Q3	Q4	OT	PTS
Team	27	111	74	99	0	311
Opponents	87	105	103	92	0	387

## SCORING

	TD	RU	PA	RT	K-PAT	FG	S	PTS
Rackers	0	0	0	0	20/20	40/42	0	140
Fitzgerald	10	0	10	0	0/0	0/0	0	60
Boldin	7	0	7	0	0/0	0/0	0	44
Novak (Was)	0	0	0	0	15/15	8/10	0	39
Novak (Ari)	0	0	0	0	0/0	3/3	0	9
Arrington	2	2	0	0	0/0	0/0	0	12
Dansby	2	0	0	2	0/0	0/0	0	12
Bergen	1	0	1	0	0/0	0/0	0	6
Edwards	1	0	1	0	0/0	0/0	0	6
B. Johnson	1	0	1	0	0/0	0/0	0	6
Macklin	1	0	0	1	0/0	0/0	0	6
McCoy	1	0	1	0	0/0	0/0	0	6
Ayanbadejo	0	0	0	0	0/0	0/0	0	0
<b>Team</b>	<b>26</b>	<b>2</b>	<b>21</b>	<b>3</b>	<b>20/20</b>	<b>45/45</b>	<b>0</b>	<b>311</b>
<b>Opponents</b>	<b>46</b>	<b>22</b>	<b>17</b>	<b>7</b>	<b>44/45</b>	<b>24/24</b>	<b>1</b>	<b>387</b>

2-Pt. Conversions: Ayanbadejo 2, Boldin.

Team 3/6, Opponents 1/1

## PASSING

	Att.	Comp.	Yds.	Comp. %	Yds./Att.	TD	TD%	Int.	Int. %	Long	Sack/Lost	Rating
Warner	375	242	2713	64.5	7.23	11	2.9	9	2.4	63	23/158	85.8
McCown	270	163	1836	60.4	6.80	9	3.3	11	4.1	49	18/101	74.9
Navarre	24	14	174	58.3	7.25	1	4.2	1	4.2	43	4/27	77.4
Boldin	1	0	0	0.0	0.00	0	0.0	0	0.0	0	0/0	39.6
<b>Team</b>	<b>670</b>	<b>419</b>	<b>4723</b>	<b>62.5</b>	<b>7.05</b>	<b>21</b>	<b>3.1</b>	<b>21</b>	<b>3.1</b>	<b>63</b>	<b>45/286</b>	<b>81.0</b>
<b>Opponents</b>	<b>488</b>	<b>301</b>	<b>3314</b>	<b>61.7</b>	<b>6.79</b>	<b>17</b>	<b>3.5</b>	<b>15</b>	<b>3.1</b>	<b>65t</b>	<b>37/217</b>	<b>80.6</b>

## SACKS

Wilson 8, Okeafar 7.5, Berry 6, Dansby 4, Kolodziej 3, Smith 3, Blackstock 1, Darling 1, Huff 1, Moore 1, Pace 1, Dockett 0.5. **Team 37.0, Opponents 45.0**

## RUSHING

	No.	Yds	Avg	Long	TD
Shipp	157	451	2.9	19	0
Arrington	112	370	3.3	32	2
McCown	29	139	4.8	12	0
Ayanbadejo	22	46	2.1	11	0
Boldin	12	45	3.8	11	0
Fitzgerald	8	41	5.1	15	0
Warner	13	28	2.2	13	0
Jackson	4	11	2.8	3	0
Anderson	2	7	3.5	6	0
B. Johnson	1	0	0.0	0	0
<b>Team</b>	<b>360</b>	<b>1138</b>	<b>3.2</b>	<b>32</b>	<b>2</b>
<b>Opponents</b>	<b>411</b>	<b>1632</b>	<b>4.0</b>	<b>88t</b>	<b>22</b>

## RECEIVING

	No.	Yds	Avg	Long	TD
Fitzgerald	103	1409	13.7	47	10
Boldin	102	1402	13.7	54t	7
B. Johnson	40	432	10.8	41	1
Shipp	35	255	7.3	28	0
Ayanbadejo	34	231	6.8	18	0
Bergen	28	270	9.6	32	1
Arrington	25	139	5.6	15	0
McCoy	18	191	10.6	24	1
Edwards	12	133	11.1	63	1
Lee	11	152	13.8	49	0
Newhouse	4	45	11.3	17	0
T. Johnson	3	29	9.7	13	0
Jackson	2	31	15.5	19	0
Baxter	1	4	4.0	4	0
Warner	1	0	0.0	0	0
<b>Team</b>	<b>419</b>	<b>4723</b>	<b>11.3</b>	<b>63</b>	<b>21</b>
<b>Opponents</b>	<b>301</b>	<b>3314</b>	<b>11.0</b>	<b>65t</b>	<b>17</b>

## INTERCEPTIONS

	No.	Yds	Avg	Long	TD
Dansby	3	31	10.3	18t	2
Macklin	2	79	39.5	60t	1
Tate	2	47	23.5	25	0
Darling	2	22	11.0	15	0
Wilson	1	36	36.0	36	0
Rolle	1	29	29.0	29	0
Dockett	1	14	14.0	14	0
Green	1	13	13.0	13	0
Griffith	1	11	11.0	11	0
Huff	1	3	3.0	3	0
<b>Team</b>	<b>15</b>	<b>285</b>	<b>19.0</b>	<b>60t</b>	<b>3</b>
<b>Opponents</b>	<b>21</b>	<b>334</b>	<b>15.9</b>	<b>71</b>	<b>1</b>

## PUNT RETURNS

	Ret	FC	Yds	Avg	Long	TD
Swinton	42	14	334	8.0	32	0
Moses	7	0	40	5.7	12	0
B. Johnson	1	2	9	9.0	9	0
<b>Team</b>	<b>50</b>	<b>16</b>	<b>383</b>	<b>7.7</b>	<b>32</b>	<b>0</b>
<b>Opponents</b>	<b>39</b>	<b>14</b>	<b>328</b>	<b>8.4</b>	<b>52t</b>	<b>1</b>

## KICKOFF RETURNS

	No.	Yds	Avg	Long	TD
Swinton	63	1456	23.1	90	0
Moses	7	177	25.3	35	0
B. Johnson	2	45	22.5	24	0
Anderson	1	7	7.0	7	0
Ayanbadejo	1	16	16.0	16	0
Green	1	4	4.0	4	0
Jackson	1	14	14.0	14	0
<b>Team</b>	<b>76</b>	<b>1719</b>	<b>22.6</b>	<b>90</b>	<b>0</b>
<b>Opponents</b>	<b>60</b>	<b>1700</b>	<b>28.3</b>	<b>95t</b>	<b>3</b>

## PUNTING

	No.	Yds	Avg	Net	TB	In	Lg	B
Player	73	3206	43.9	37.0	7	18	60	1
<b>Team</b>	<b>743</b>	<b>3206</b>	<b>43.3</b>	<b>37.0</b>	<b>7</b>	<b>18</b>	<b>60</b>	<b>1</b>
<b>Opponents</b>	<b>853</b>	<b>752</b>	<b>44.1</b>	<b>37.8</b>	<b>8</b>	<b>26</b>	<b>58</b>	<b>0</b>

## FIELD GOALS

	1-19	20-29	30-39	40-49	50+
Rackers	0/0	11/11	10/10	13/14	6/7
Novak LG	1/1	1/1	5/7	1/1	0/0
Novak TM	1/1	0/0	2/2	0/0	0/0
<b>Team</b>	<b>1/1</b>	<b>11/11</b>	<b>12/12</b>	<b>13/14</b>	<b>6/7</b>
<b>Opponents</b>	<b>0/0</b>	<b>10/10</b>	<b>3/4</b>	<b>7/7</b>	<b>1/3</b>

## USUAL STARTING LINEUP

Offense	Defense
WR...Larry Fitzgerald	LE...Chike Okeafar
LT...Leonard Davis	NT...Ross Kolodziej
LG...Reggie Wells	UT...Darnell Dockett
C...Nick Leckey	RE...Bertrand Berry/ Antonio Smith
RG...Elton Brown	RT...Oliver Ross
RT...Eric Edwards	SLB...Karlous Dansby
TE...Anquan Boldin	MLB...James Darlino
QB...Kurt Warner	WLB...Orlando Huff
TE...Adam Berger	LCB...Robert Tate
RB...Marcel Shipp	RCB...David Macklin
	SS...Adrian Wilson
	FS...Robert Griffith
	P...Scott Player
	K...Neil Rackers

## NOTES

The team's second season under head coach **Dennis Green** was marked by close games (six losses by a TD or less) and plagued by injuries (NFL-high 15 players on injured reserve list) ... **Neil Rackers** set the NFL record with 40 field goals in the season en route to a Pro Bowl selection ... **WR Larry Fitzgerald** set the club record for receptions in a season with 103 and also had a team-high 1,409 yards en route to his first Pro Bowl ... **Anquan Boldin** also recorded 102 receptions and 1,402 yards ... **Boldin** and **Fitzgerald** became only the second pair of teammates in NFL history to record 100+ receptions and 1,400+ yards in a season ... in his first year as a Cardinal, **Kurt Warner** completed 242 of 375 passes to set the club mark for completion percentage with 64.5% ... **FS Adrian Wilson** led the team with 8.0 sacks, the most ever by an NFL defensive back since sacks became an official statistic in 1982...Arizona finished with the league's #1 passing offense (first time in team history) and ranked 8th in both overall offense and defense (the only NFL team in the top 10 in both)...the team played in the NFL's first-ever regular season game outside of the U.S. and defeated the 49ers in Mexico City in front of an NFL record crowd of 103,467...2005 was the team's 18th and final season at Sun Devil Stadium.

## FINAL NFC WEST STANDINGS

Team	W	L	T	Pct.	Pts.	OP
Seattle	13	3	0	.812	452	271
St. Louis	6	10	0	.375	363	429
Arizona	5	11	0	.312	311	387
San Francisco	4	12	0	.250	239	428



## 2006 (5-11)

### HEAD COACH DENNIS GREEN

Sept. 10	San Francisco	W	34-27	63,407
Sept. 17	At Seattle	L	10-21	67,470
Sept. 24	St. Louis	L	14-16	63,278
Oct. 1	At Atlanta	L	10-32	68,981
Oct. 8	Kansas City	L	20-23	63,445
Oct. 16	Chicago	L	23-24	63,977
Oct. 22	At Oakland	L	9-22	61,595
Oct. 29	At Green Bay	L	14-31	70,809
Nov. 5	Open Date			
Nov. 12	Dallas	L	10-27	63,926
Nov. 19	Detroit	W	17-10	63,348
Nov. 26	At Minnesota	L	26-31	63,483
Dec. 3	At St. Louis	W	34-20	65,612
Dec. 10	Seattle	W	27-21	63,603
Dec. 17	Denver	L	20-37	63,845
Dec. 24	At San Francisco	W	26-20	67,751
Dec. 31	At San Diego	L	20-27	66,492

314-389  
Home: 3-5 (508,829). Away: 2-6 (532,193)

### TEAM STATISTICS

	Cards	Opp.
<b>Total First Downs</b> .....	<b>298</b>	<b>331</b>
Rushing	84	114
Passing	187	186
Penalty	27	31
3rd Down: Made/Att	83/212	83/201
3rd Down Pct.	39.2	41.3
4th Down: Made/Att	10/15	7/15
4th Down Pct.	66.7	46.7
<b>Possession Avg.</b> .....	<b>29:59</b>	<b>30:01</b>
<b>Total Net Yards</b> .....	<b>5000</b>	<b>5591</b>
Avg. Per Game	312.5	349.4
<b>Total Plays</b> .....	<b>999</b>	<b>1018</b>
Avg. Per Play	5.0	5.5
<b>Net Yards Rushing</b> .....	<b>1338</b>	<b>1897</b>
Avg. Per Game	83.6	118.6
Total Rushes	419	458
<b>Net Yards Passing</b> .....	<b>3662</b>	<b>3694</b>
Avg. Per Game	228.9	230.9
Sacked/Yards Lost	35/262	38/238
Gross Yards	3924	3932
Att./Completions	545/322	522/321
Completion Pct.	59.1	61.5
Had Intercepted	17	16
<b>Punts/Average</b> .....	<b>68/43.6</b>	<b>58/44.8</b>
<b>Net Punting Avg.</b> .....	<b>68/34.5</b>	<b>58/37.7</b>
<b>Penalties/Yards</b> .....	<b>117/937</b>	<b>95/815</b>
<b>Fumbles/Ball Lost</b> .....	<b>31/13</b>	<b>29/17</b>
<b>Touchdowns</b> .....	<b>33</b>	<b>42</b>
Rushing	12	16
Passing	17	21
Returns	4	5

### SCORE BY PERIOD

	Q1	Q2	Q3	Q4	OT	PTS
Team	104	81	46	83	0	314
Opponents	84	100	100	105	0	389

### SCORING

	TD	Ru	Pa	Rt	K-PAT	FG	S	Pts.
Rackers	0	0	0	0	32/32	28/37	0	116
Fitzgerald	6	0	6	0	0/0	0/0	0	36
James	6	0	0	0	0/0	0/0	0	36
Boldin	4	0	4	0	0/0	0/0	0	24
Bry. Johnson	4	0	4	0	0/0	0/0	0	24
Shipp	4	0	4	0	0/0	0/0	0	24
Leinart	2	2	0	0	0/0	0/0	12	24
Walters	2	0	2	0	0/0	0/0	12	24
Wilson	2	0	2	0	0/0	0/0	12	24
Arrington	1	0	0	1	0/0	0/0	6	12
Bergen	1	0	1	0	0/0	0/0	6	12
Smith	1	0	0	1	0/0	0/0	6	12
<b>Team</b>	<b>33</b>	<b>12</b>	<b>17</b>	<b>4</b>	<b>32/3228</b>	<b>37/0</b>	<b>314</b>	
<b>Opponents</b>	<b>42</b>	<b>16</b>	<b>21</b>	<b>5</b>	<b>42/4231</b>	<b>34/1</b>	<b>389</b>	

2-Pt. Conversions: Team 0/1, Opponents 0/0

### PASSING

	Att.	Comp.	Yds	Cmp%	Yds/Att.	Td	Td%
Leinart	377	214	2547	56.8	6.76	11	2.9
Warner	168	108	1377	64.3	8.20	6	3.6
<b>Team</b>	<b>545</b>	<b>322</b>	<b>3924</b>	<b>59.1</b>	<b>7.20</b>	<b>17</b>	<b>3.1</b>
<b>Opponents</b>	<b>522</b>	<b>321</b>	<b>3932</b>	<b>61.5</b>	<b>7.53</b>	<b>21</b>	<b>4.0</b>

### SACKS

Okefor 8.5, Dansby 8, Berry 6, Wilson 5, Smith 2.5, Cooper LG 2, Cooper TM 2, Dockett 2, Clancy 1, Hayes 1, Pace 1, Watson 1. **Team 38.0, Opponents 35.0**

### RUSHING

	No.	Yds	Avg	Long	TD
James	337	1159	3.4	18	6
Leinart	22	49	2.2	14	2
Shipp	17	41	2.4	9t	4
Ayanbadejo	9	37	4.1	11	0
Boldin	5	28	5.6	18	0
Arrington	14	19	1.4	9	0
Schable	1	5	5.0	5	0
Warner	13	3	0.2	9	0
Fitzgerald	0	0	—	0	0
Bry. Johnson	1	-3	-3.0	-3	0
<b>Team</b>	<b>419</b>	<b>1338</b>	<b>3.2</b>	<b>18</b>	<b>12</b>
<b>Opponents</b>	<b>458</b>	<b>1897</b>	<b>4.1</b>	<b>78t</b>	<b>16</b>

### RECEIVING

	No.	Yds	Avg	Long	TD
Boldin	83	1203	14.5	64	4
Fitzgerald	69	946	13.7	57	6
Bry. Johnson	40	740	18.5	58	4
James	38	217	5.7	14	0
Walters	23	209	9.1	26	2
Ayanbadejo	17	139	8.2	27	0
Pope	16	161	10.1	33	0
Bergen	15	111	7.4	17	1
Arrington	8	58	7.3	19	0
Shipp	6	60	10.0	22	0
Spurlock	4	31	7.8	15	0
Wakefield	2	24	12.0	19	0
Bronson	1	25	25.0	25	0
<b>Team</b>	<b>322</b>	<b>3924</b>	<b>12.2</b>	<b>64</b>	<b>17</b>
<b>Opponents</b>	<b>321</b>	<b>3932</b>	<b>12.2</b>	<b>78</b>	<b>21</b>

### INTERCEPTIONS

	No.	Yds	Avg	Long	TD
Wilson	4	146	36.5	99t	1
Griffith	3	30	10.0	23	0
Hayes	3	24	8.0	24	0
Francisco	2	61	30.5	44	0
Macklin	1	56	56.0	56	0
Rolle	1	23	23.0	23	0
Beisel	1	11	11.0	11	0
Dockett	1	-1	-1.0	-1	0
<b>Team</b>	<b>16</b>	<b>350</b>	<b>21.9</b>	<b>99t</b>	<b>1</b>
<b>Opponents</b>	<b>17</b>	<b>110</b>	<b>6.5</b>	<b>37t</b>	<b>1</b>

### PUNT RETURNS

	Ret	FC	Yds	Avg	Long	TD
Walters	24	12	250	10.4	37	0
Bry. Johnson	1	1	0	0.0	0	0
<b>Team</b>	<b>25</b>	<b>13</b>	<b>250</b>	<b>10.0</b>	<b>37</b>	<b>0</b>
<b>Opponents</b>	<b>44</b>	<b>6</b>	<b>562</b>	<b>12.8</b>	<b>83t</b>	<b>1</b>

### KICKOFF RETURNS

	No.	Yds	Avg	Long	TD
Arrington	67	1520	22.7	99t	1
Spurlock	3	54	18.0	21	0
Bry. Johnson	2	29	14.5	16	0
Wakefield	1	7	7.0	7	0
<b>Team</b>	<b>73</b>	<b>1610</b>	<b>22.1</b>	<b>99t</b>	<b>1</b>
<b>Opponents</b>	<b>58</b>	<b>1481</b>	<b>25.5</b>	<b>64</b>	<b>0</b>

### PUNTING

	No.	Yds	Avg	Net	TB	In	Lg	B
Player	66	2965	44.9	34.5	3	18	58	2
<b>Team</b>	<b>68</b>	<b>2965</b>	<b>43.6</b>	<b>34.5</b>	<b>3</b>	<b>18</b>	<b>58</b>	<b>2</b>
<b>Opponents</b>	<b>58</b>	<b>2596</b>	<b>44.8</b>	<b>37.7</b>	<b>8</b>	<b>18</b>	<b>66</b>	<b>0</b>

### FIELD GOALS

	1-19	20-29	30-39	40-49	50+
Rackers	0/0	11/11	9/9	7/10	1/7
<b>Team</b>	<b>0/0</b>	<b>11/11</b>	<b>9/9</b>	<b>7/10</b>	<b>1/7</b>
<b>Opponents</b>	<b>1/1</b>	<b>9/9</b>	<b>11/13</b>	<b>9/9</b>	<b>1/2</b>

### USUAL STARTING LINEUP

Offense	Defense
WR...Larry Fitzgerald	LE.....Chike Okefor
LT.....Leonard Davis	NT.....Kendrick Clancy
LG.....Milford Brown	UT.....Darnell Dockett
C.....Nick Leckey	RE.....Bertrand Berry/Antonio Smith
RT.....Deuce Lutui	SLB.....Carlos Danvers
RG.....Rege Lue	MLB.....Gerald Hayes
WR...Anquan Boldin	WLB.....Orlando Huff
QB.....Matt Leinart	LCB.....Antrel Rolle
WR...Bryant Johnson	RCB.....David Macklin
RB...Edgerrin James	SS.....Adrian Wilson
	FS.....Robert Griffith
	P.....Scott Player
	K.....Neil Rackers

### NOTES

The Cardinals opened up University of Phoenix Stadium with a game against San Francisco on September 10, the team's first season opening contest at home since moving to Arizona in 1988 ... rookie QB **Matt Leinart** takes over the starting role in October and starts 11 games, setting the franchise record for passing yards by a rookie with 2,547 and becoming the first Cardinals quarterback since 2001 to have three games in a season with a 100+ quarterback rating ... **Adrian Wilson** selected to first Pro Bowl after scoring a pair of 99-yard TDs (fumble and interception) to become first player in NFL history with two defensive TDs of 99 yards ... **Anquan Boldin** selected to second Pro Bowl after recording third 1,000-yard season of four-year career, also becoming fastest NFL player to reach 330 career receptions at Oakland ... DE **Chike Okefor** ties career high with 8.5 sacks, recording 7.5 of them in final seven games of season ... RB **Edgerrin James** becomes first RB to rush for over 1,000 yards since 1998 finishing with 1,159 yards on franchise record 337 carries ... team sets new season attendance record with 508,829 fans and sells out every home game including first MNF game since 1999.

### FINAL NFC WEST STANDINGS

Team	W	L	T	Pct.	Pts.	OP
Seattle	9	7	0	.562	335	341
St. Louis	8	8	0	.500	367	381
San Francisco	7	9	0	.438	298	412
Arizona	5	11	0	.312	314	389





## 2007 (8-8)

## HEAD COACH KEN WHISENHUNT

Sept. 10	At San Francisco	L	17-20	68,111
Sept. 16	Seattle	W	23-20	64,542
Sept. 23	At Baltimore	L	23-26	71,372
Sept. 30	Pittsburgh	W	21-14	64,844
Oct. 7	At St. Louis	W	34-31	61,788
Oct. 14	Carolina	L	10-25	64,403
Oct. 21	At Washington	L	19-21	85,640
Oct. 28	Open Date			
Nov. 4	At Tampa Bay	L	10-17	65,267
Nov. 11	Detroit	W	31-21	64,753
Nov. 18	At Cincinnati	W	35-27	65,403
Nov. 25	San Francisco	L	31-37 (OT)	64,483
Dec. 2	Cleveland	W	27-21	64,791
Dec. 9	At Seattle	L	21-42	68,193
Dec. 16	At New Orleans	L	24-31	70,007
Dec. 23	Atlanta	W	30-27 (OT)	64,159
Dec. 30	St. Louis	W	48-19	64,571

Home: 6-2 (516,646). Away: 2-6 (555,781).

## TEAM STATISTICS

	Cards	Opp.
Total First Downs.....	308	298
Rushing	70	90
Passing	210	185
Penalty	28	23
3rd Down: Made/Att	75/203	87/128
3rd Down Pct.	36.9%	39.8%
4th Down: Made/Att	12/14	7/15
4th Down Pct.	85.7%	46.7%
Possession Avg.....	30:10	29:50
Total Net Yards.....	5505	5283
Avg. Per Game	344.1	330.2
Total Plays.....	1016	1013
Avg. Per Play	5.4	5.2
Net Yards Rushing.....	1440	1567
Avg. Per Game	90.0	97.9
Total Rushes	402	407
Net Yards Passing.....	4065	3716
Avg. Per Game	254.1	232.3
Gross/Yards Lost	24/163	36/242
Sack Yards	4228	3958
Att./Completions	590/356	570/361
Completion Pct.	60.3%	63.3%
Had Intercepted	24	18
Punts/Average.....	80/40.0	73/43.6
Net Punting Avg.....	32.0	37.1
Penalties/Yards .....	137/1128	118/881
Fumbles/Ball Lost .....	27/12	23/11
Touchdowns .....	49	45
Rushing	9	13
Passing	32	26
Returns	8	6

## SCORE BY PERIOD

	Q1	Q2	Q3	Q4	OT	PTS
Team	57	148	65	131	3	404
Opponents	88	114	99	92	6	399

## SCORING

	TD	RU	PA	RT	K-PT	FG	S	PTS
Rackers	0	0	0	0	47/4821/300	0	0	110
Fitzgerald	10	0	10	0	0/0	0	0	60
Boldin	9	0	9	0	0/0	0	0	54
James	7	7	0	0	0/0	0	0	42
Pope	5	0	5	0	0/0	0	0	30
Rolle	3	0	3	0	0/0	0	0	18
Johnson	2	0	2	0	0/0	0	0	12
Hood	2	0	2	0	0/0	0	0	12
Urban	2	0	2	0	0/0	0	0	12
Patrick	2	0	2	0	0/0	0	0	12
Wells	1	0	1	0	0/0	0	0	6
Hayes	1	0	1	0	0/0	0	0	6
Warner	1	1	0	0	0/0	0	0	6
Shipp	1	1	0	0	0/0	0	0	6
Breaston	1	0	1	0	0/0	0	0	6
Arrington	1	0	1	0	0/0	0	0	6
Bienemann	1	0	1	0	0/0	0	0	6
Team	49	9	32	8	47/4821/300	404		
Opponents	45	13	26	6	39/3928/332	399		

2-Pt. Conversions: Team 0/1, Opponents 2/5

## PASSING

	Att.	Comp.	Yds.	Comp. %	Yds./Att.	TD	TD%	Int.	Int. %	Long	Sack/Lost	Rating
Warner	451	281	3417	62.3%	7.6	27	6.0%	17	3.8%	62	20/140	89.8
Leinart	112	60	647	53.6%	5.8	2	1.8%	4	3.6%	40	4/23	61.9
Rattay	27	15	164	55.6%	6.1	3	11.1%	3	11.1%	42	0/0	71.2
Boldin	0	0	0	0.0%	0.0%	0	0.0%	0	0.0%	0	0/0	0.0
Team	590	356	4228	60.3%	7.2	32	5.4%	24	4.1%	62	24/163	83.4
Opponents	570	361	3958	63.3%	6.9	26	4.6%	18	3.2%	74t	36/242	85.8

## SACKS

Dockett 9.0, Pace 6.5, Smith 5.5, Hayes 4.0, Dansby 3.5, Blackstock 3.0, Berry 2.5, Tafaya 2.0. Team:36.0, Opponents 24.0

## RUSHING

	No.	Yds	Avg	Long	TD
James	324	1222	3.8	27	7
Arrington	26	78	3.0	12	0
Leinart	11	42	3.8	20	0
Shipp	15	41	2.7	14	1
Warner	17	15	0.9	9	1
Boldin	1	14	14.0	14	0
Morey	1	13	13.0	13	0
Breaston	2	8	4.0	10	0
Rattay	2	5	2.5	5	0
Smith	1	3	3.0	3	0
Berger	1	0	0.0	0	0
Hasselbeck	1	-1	-1.0	-1	0
Team	402	1440	3.6	27	9
Opponents	407	1567	3.9	75	13

## RECEIVING

	No.	Yds	Avg	Long	TD
Fitzgerald	100	1409	14.1	48t	10
Boldin	71	853	12.0	44t	9
Johnson	46	528	11.5	30	2
Arrington	29	241	8.3	32	1
James	24	204	8.5	26	0
Pope	23	238	10.3	31	5
Urban	22	329	15.0	42	2
Morey	8	131	16.4	62	0
Breaston	8	92	11.5	22	0
Patrick	7	73	10.4	21	2
Smith	7	59	8.4	16	0
Bienemann	7	46	6.6	13	1
Shipp	4	25	6.3	9	0
Team	356	4228	11.9	62	32
Opponents	361	3958	11.0	74t	26

## INTERCEPTIONS

	No.	Yds	Avg	Long	TD
Rolle	5	231	46.2	57	3
Hood	5	196	39.2	71t	2
Dansby	3	55	18.3	28	0
Wilson	2	20	10.0	20	0
Hayes	1	30	30.0	30t	1
Pace	1	14	14.0	14	0
Brown	1	5	5.0	5	0
Team	18	551	30.6	71t	6
Opponents	24	380	15.8	84t	3

## PUNT RETURNS

	Ret	FC	Yds	Avg	Long	TD
S.Breaston	42	6	395	9.4	73t	1
Team	42	6	395	9.4	73t	1
Opponents	38	15	496	13.1	75t	11

## KICKOFF RETURNS

	No.	Yds	Avg	Long	TD
Breaston	62	1391	22.4	59	0
Arrington	11	251	22.8	56	0
Morey	1	40	40.0	40	0
Team	74	1682	22.7	59	0
Opponents	60	1389	23.2	80	0

## PUNTING

	No.	Yds	Avg	Net	TB	In	Lg	B
Barr	59	2385	40.4	31.7	5	15	61	1
Berger	20	813	40.7	33.0	2	6	56	0
Team	79	3198	40.0	32.0	7	21	61	1
Opponents	73	3181	43.6	37.1	4	20	60	0

## FIELD GOALS

	1-19	20-29	30-39	40-49	50+
Rackers	2/2	5/5	6/8	5/6	3/9
Team	2/2	5/5	6/8	5/6	3/9
Opponents	1/1	9/10	10/10	8/10	0/2

## USUAL STARTING LINEUP

Offense	Defense
WR.....Larry Fitzgerald	LE.....Antonio Smith
LT.....Mike Gandy	NT.....Gabe Watson
LG.....Reggie Wells	DT.....Darnell Dockett
C.....Al Johnson	RE.....Bertrand Berry
RG.....Deuce Luiti	WLB.....Karlus Dansby
RT.....Levi Brown	MLB.....Gerald Hayes
TE.....Leonard Pope	SLB.....Calvin Pace
WR.....Anquan Boldin	LCB.....Rod Hood
QB.....Kurt Warner	RCB.....Eric Green
RB.....Terrelle Smith	SS.....Adrian Wilson
FB.....Edgerrin James	FS.....Terrence Holt

## NOTES

Under first year head coach **Ken Whisenhunt**, the Cardinals finished the season with an 8-8 record, their best finish since 1998 ... the team finished with a home record of 6-2, their best home record since they finished 6-1 in 1976 ... **Kurt Warner** took over as the starting QB in week six after **Matt Leinart** injured his shoulder and throws for 27 touchdowns, the second-highest passing TD total in team history ... **Larry Fitzgerald** earned his second Pro Bowl nod after leading the NFC in both receptions (100) and receiving yards (1,409) and he also tied the franchise record with TD receptions in five consecutive games ... **Edgerrin James** rushed for 1,222 yards on the season, joining **Ottis Anderson** as the only Cardinal running backs to record a season with 1,200+ yards rushing while the two are also the only ones with back-to-back 1,000-yard seasons ... **Anquan Boldin** became the fastest receiver in NFL history to reach 400 receptions (doing so in his 67th career game) while also establishing a new career-high with nine touchdown receptions ... **Antrel Rolle's** three interception returns for touchdowns in led the NFL and tied for the second-most in NFL history for a single-game while his two interceptions returns in week 11 at Cincinnati tied the NFL record for a single game ... **Darnell Dockett** collected nine sacks on the year, tying the franchise record for sacks by a defensive tackle and led the NFL among interior defensive linemen ... for the second season in a row the team sold out every home game and set a new season attendance record with 516,646 fans attending a regular season game.

## FINAL NFC WEST

## STANDINGS

Team	W	L	T	Pct.	Pts.	OP
Seattle	10	6	0	.625	393	291
Arizona	8	8	0	.500	404	399
San Francisco	5	11	0	.312	219	364
St. Louis	3	13	0	.188	263	438



## 2008 (9-7)

## HEAD COACH KEN WHISENHUNT

Sep. 7	At San Francisco	W	23-13	67,186
Sep. 14	Miami	W	31-10	63,445
Sep. 21	At Washington	L	17-24	90,060
Sep. 28	At NY Jets	L	35-56	78,222
Oct. 5	Buffalo	W	41-17	67,830
Oct. 12	Dallas	W	30-24 (OT)	64,389
Oct. 19	Open Date			
Oct. 26	At Carolina	L	23-27	72,010
Nov. 2	At St. Louis	W	34-13	61,303
Nov. 10	San Francisco	W	29-24	64,519
Nov. 16	At Seattle	W	26-20	67,616
Nov. 23	NY Giants	L	29-37	64,541
Nov. 27	At Philadelphia	L	20-48	69,144
Dec. 7	St. Louis	W	34-10	63,720
Dec. 14	Minnesota	L	14-35	64,457
Dec. 21	At New England	L	7-47	68,756
Dec. 28	Seattle	W	34-21	63,874
			427-426	
Home: 6-2 (512,775).	Away: 3-5 (574,297)			
NFC Wild Card Game				
Jan. 3	Atlanta	W	30-24	62,848
NFC Divisional Playoff				
Jan. 10	At Carolina	W	33-13	73,695
NFC Championship Game				
Jan. 18	Philadelphia	W	32-25	70,650
Super Bowl XLIII				
Feb. 1	Pittsburgh	L	23-27	70,774
			118-89	

## TEAM STATISTICS

<b>Total First Downs.....</b>	<b>328</b>	<b>Opp. 312</b>
Rushing	72	117
Passing	231	172
Penalty	25	23
3rd Down: Made/Att	83/198	92/207
3rd Down Pct.	41.9%	44.4%
4th Down: Made/Att	8/16	13/17
4th Down Pct.	50.0%	76.5%
<b>Possession Avg.....</b>	<b>30:09</b>	<b>29:51</b>
<b>Total Net Yards.....</b>	<b>5852</b>	<b>5304</b>
Avg. Per Game	365.8	331.5
Total Plays	998	993
Avg. Per Play	5.9	5.3
<b>Net Yards Rushing.....</b>	<b>1178</b>	<b>1764</b>
Avg. Per Game	73.6	110.3
Total Rushes	340	445
<b>Net Yards Passing.....</b>	<b>4674</b>	<b>3540</b>
Avg. Per Game	292.1	221.3
Sacked/Yards Lost	28/201	31/191
Gross Yards	4875	3731
Att./Completions	630/418	517/323
Completion Pct.	66.3%	62.5%
Had Intercepted	15	13
<b>Punts/Average.....</b>	<b>60/41.8</b>	<b>61/45.5</b>
<b>Net Punting Avg.....</b>	<b>34.1</b>	<b>40.0</b>
<b>Penalties/Yards.....</b>	<b>107/781</b>	<b>98/816</b>
<b>Fumbles/Ball Lost.....</b>	<b>27/15</b>	<b>26/17</b>
<b>Touchdowns.....</b>	<b>51</b>	<b>52</b>
Rushing	14	13
Passing	31	36
Returns	6	3

## SCORE BY PERIOD

	Q1	Q2	Q3	Q4	OT	PTS
Team	64	117	154	86	6	427
Opponents	84	150	81	111	0	426

## SCORING

	TD	RU	PA	RT	K-PAT	FG	S	PTS
Rackers	0	0	0	0	44/44	25/28	0	119
Fitzgerald	12	0	12	0	0/0	0/0	0	72
Boldin	11	0	11	0	0/0	0/0	0	66
Hightower	10	10	0	0	0/0	0/0	0	60
Urban	4	0	4	0	0/0	0/0	0	24
James	3	3	0	0	0/0	0/0	0	20
Arrington	3	1	1	0	0/0	0/0	0	18
Breaston	3	0	3	0	0/0	0/0	0	18
R-Cromartie	1	0	0	1	0/0	0/0	0	6

## PASSING

	Att.	Comp.	Yds.	Comp. %	Yds./Att.	TD	TD%	Int.	Int. %	Long	Sack/Lost	Rating
Warner	598	401	4583	67.1%	7.7	30	5.0%	14	2.3%	79t	26/182	96.9
Leinart	29	15	264	51.7%	9.1	1	3.4%	1	3.4%	78t	2/19	80.2
Urban	1	1	18	100.0%	18.0	0	0.0%	0	0.0%	18	0/0	118.8
Johnson	1	1	10	100.0%	10.0	0	0.0%	0	0.0%	10	0/0	108.3
Arrington	1	0	0	0.0%	0.0	0	0.0%	0	0.0%	0	0/0	39.6
<b>Team</b>	<b>630</b>	<b>418</b>	<b>4875</b>	<b>66.3%</b>	<b>7.7</b>	<b>31</b>	<b>4.9%</b>	<b>15</b>	<b>2.4%</b>	<b>79t</b>	<b>28/201</b>	<b>96.1</b>
<b>Opponents</b>	<b>517</b>	<b>323</b>	<b>3731</b>	<b>62.5%</b>	<b>7.2</b>	<b>36</b>	<b>7.0%</b>	<b>13</b>	<b>2.5%</b>	<b>87t</b>	<b>31/191</b>	<b>97.0</b>

## SCORING (CONT.)

	TD	RU	PA	RT	K-PAT	FG	S	PTS
Dockett	1	0	0	1	0/0	0/0	0	6
Rolle	1	0	0	1	0/0	0/0	0	6
Beisel	1	0	0	1	0/0	0/0	0	6
Hood	1	0	0	1	0/0	0/0	0	6
<b>Team</b>	<b>51</b>	<b>14</b>	<b>31</b>	<b>6</b>	<b>44/4425</b>	<b>28</b>	<b>1</b>	<b>427</b>
<b>Opponents</b>	<b>52</b>	<b>13</b>	<b>36</b>	<b>3</b>	<b>49/4921</b>	<b>27</b>	<b>1</b>	<b>426</b>

2-Pt. Conversions: Team 1/6, Opponents 1/3

## SACKS

Berry 5.0, Okeafar 4.5, Dansby 4.0, Dockett 4.0, LaBoy 4.0, Smith 3.5, Wilson 2.5, C.Haggans 1.0, Robinson 1.0, Watson 1.0, Hayes 0.5.

Team 31.0, Opponents 27.0

## RUSHING

	No.	Yds	Avg	Long	TD
James	133	514	3.9	35	3
Hightower	143	399	2.8	30t	10
Arrington	31	187	6.0	30	1
Boldin	9	67	7.4	30	0
Breaston	2	8	4.0	4	0
Leinart	4	5	1.3	8	0
Warner	18	-2	-0.1	11	0
<b>Team</b>	<b>340</b>	<b>1178</b>	<b>3.5</b>	<b>35</b>	<b>14</b>
<b>Opponents</b>	<b>445</b>	<b>1764</b>	<b>4.0</b>	<b>41t</b>	<b>13</b>

## RECEIVING

	No.	Yds	Avg	Long	TD
Fitzgerald	96	1431	14.9	78t	12
Boldin	89	1038	11.7	79t	11
Breaston	77	1006	13.1	58	3
Urban	34	448	13.2	56t	4
Hightower	34	237	7.0	26	0
Arrington	29	255	8.8	35	1
Doucet	14	90	6.4	12	0
James	12	85	7.1	16	0
Patrick	11	104	9.5	19	0
Pope	9	77	8.6	25	0
Castille	4	11	2.8	5	0
Tuman	3	41	13.7	18	0
Smith	2	24	12.0	18	0
Spach	2	15	7.5	8	0
Rolle	1	9	9.0	9	0
Brown	1	4	4.0	4	0
Campbell	0	0	0	0	0
<b>Team</b>	<b>418</b>	<b>4875</b>	<b>11.7</b>	<b>79t</b>	<b>31</b>
<b>Opponents</b>	<b>323</b>	<b>3731</b>	<b>11.6</b>	<b>87t</b>	<b>36</b>

## INTERCEPTIONS

	No.	Yds	Avg	Long	TD
Rodgers-Cromartie	4	157	39.3	99t	1
Dansby	2	47	23.5	34	0
Wilson	2	37	18.5	28	0
Rolle	1	40	40.0	40t	1
Okeafar	1	39	39.0	39	0
Green	1	1	1.0	1	0
Brown	1	0	0.0	0	0
Hood	1	0	0.0	0	0
<b>Team</b>	<b>13</b>	<b>321</b>	<b>24.7</b>	<b>99t</b>	<b>2</b>
<b>Opponents</b>	<b>15</b>	<b>276</b>	<b>18.4</b>	<b>58</b>	<b>1</b>

## PUNT RETURNS

	Ret	FC	Yds	Avg	Long	TD
Breaston	33	10	237	7.2	25	0
<b>Team</b>	<b>33</b>	<b>10</b>	<b>237</b>	<b>7.2</b>	<b>25</b>	<b>0</b>
<b>Opponents</b>	<b>29</b>	<b>13</b>	<b>381</b>	<b>13.1</b>	<b>82t</b>	<b>1</b>

## KICKOFF RETURNS

	No.	Yds	Avg	Long	TD
Arrington	36	923	25.6	93t	1
Breaston	33	667	20.2	38	0
Morey	2	23	11.5	15	0
Campbell	2	16	8.0	16	0
Urban	2	1	0.5	1	0
<b>Team</b>	<b>75</b>	<b>1630</b>	<b>21.7</b>	<b>93t</b>	<b>1</b>
<b>Opponents</b>	<b>69</b>	<b>1724</b>	<b>25.0</b>	<b>104t</b>	<b>1</b>

## PUNTING

	No.	Yds	Avg	Net	TB	In	Lg	B
Johnson	40	1670	41.8	35.2	4	13	59	0
Graham	20	839	42.0	32.0	0	7	59	0
<b>Team</b>	<b>602509</b>	<b>41.8</b>	<b>34.1</b>	<b>4</b>	<b>20</b>	<b>59</b>	<b>0</b>	<b>0</b>
<b>Opponents</b>	<b>602777</b>	<b>45.5</b>	<b>40.0</b>	<b>5</b>	<b>20</b>	<b>63</b>	<b>1</b>	<b>0</b>

## FIELD GOALS

	1-19	20-29	30-39	40-49	50+
N. Rackers	0/0	9/9	9/11	6/6	1/2
<b>Team</b>	<b>0/0</b>	<b>9/9</b>	<b>9/11</b>	<b>6/6</b>	<b>1/2</b>
<b>Opponents</b>	<b>0/0</b>	<b>4/4</b>	<b>9/11</b>	<b>5/8</b>	<b>3/4</b>

## USUAL STARTING LINEUP

Offense	Defense
WR ... Larry Fitzgerald	LE ... Antonio Smith
LT ... Mike Gandy	NT ... Bryan Robinson
LG ... Reggie Wells	DT ... Darnell Dockett
C ... Lyle Sendlein	RE ... Travis LaBoy
RT ... Deuce Lutui	WLB ... Karlus Dansby
RG ... Levi Brown	MLB ... Gerald Hayes
TE ... Leonard Pope	SLB ... Chike Okeafar
WR ... Anquan Boldin	LCB ... Rod Hood
QB ... Kurt Warner	RCB ... D. Rodgers-Cromartie
FB ... Terrelle Smith	SS ... Adrian Wilson
RB ... Edgerrin James	FS ... Antrel Rolle
	Tim Hightower

## NOTES

The Cardinals capped 2008 season with a memorable playoff run, winning the NFC Championship game against Philadelphia and playing in Super Bowl XLIII vs. Pittsburgh ... won their first division title since 1975, winning the NFC West with a perfect 6-0 division record and finishing the regular season 9-7 overall ... under second-year head coach **Ken Whisenhunt**, Cardinals made first playoff appearance since 1998 in Wild Card game vs. Falcons, and earned second round playoff win in franchise history with victory at Carolina ... became first 44 seed to host a conference championship game and first 44 seed to advance to Super Bowl ... Cardinals recorded 12 wins on the season, the most in a single-season in franchise history and they won more playoff games in 2008 (3) than they had in their total playoff history (2) ... finished the regular season with an 8-2 home record and improved record at University of Phoenix Stadium to 14-4 under Whisenhunt ... **Kurt Warner** sets franchise record with 30 TD passes while also earning his fourth Pro Bowl selection ... Warner also sets team marks for attempts, completions, completion percentage, passer rating and finished second in passing yards ... **Larry Fitzgerald** earned his second consecutive Pro Bowl selection and third overall after once again leading the NFC in both receptions (96) and receiving yards (1431) while also collecting a career high 12 touchdowns ... Fitzgerald set single postseason records for receptions (30), yards (546), and receiving touchdowns (7) while also collecting over 100 receiving yards in all four postseason games ... **Anquan Boldin** earned his third trip to the Pro Bowl after becoming the first receiver in team history to have four 1,000 yard receiving seasons to go along with a career high 11 TDs ... reached 500 receptions in 80th game, reaching the milestone in fewer games than any other receiver in NFL history ... also set franchise mark with 24 100-yard receiving games ... **Tim Hightower's** 10 rushing TDs during the regular season set a franchise record for rookie ... Rookie **Dominique Rodgers-Cromartie** led the team with four INTs during the regular season including tying the franchise record for longest INT return with a 99-yard return for a touchdown against St. Louis ... for the third season in a row, the team sold out every home game including both playoff contests.

## FINAL NFC WEST STANDINGS

Team	W	L	T	Pct.	Pts.	OP
Arizona	9	7	0	.563	427	426
San Francisco	7	9	0	.438	339	381
Seattle	4	12	0	.250	294	392
St. Louis	2	14	0	.125	232	465



## 2009 (10-6)

## HEAD COACH KEN WHISENHUNT

Sept. 13	San Francisco	L	16-20	61,981
Sept. 20	At Jacksonville	W	31-17	46,520
Sept. 27	Indianapolis	L	10-31	62,692
Oct. 4	Open Date			
Oct. 11	Houston	W	28-21	61,819
Oct. 18	At Seattle	W	27-3	67,588
Oct. 25	At NY Giants	W	24-17	78,299
Nov. 1	Carolina	L	21-34	62,031
Nov. 8	At Chicago	W	41-21	62,309
Nov. 15	Seattle	W	31-20	62,278
Nov. 22	At St. Louis	W	21-13	59,839
Nov. 29	At Tennessee	L	17-20	69,149
Dec. 6	Minnesota	W	30-17	64,121
Dec. 14	At San Francisco	L	9-24	69,732
Dec. 20	At Detroit	W	31-24	40,577
Dec. 27	St. Louis	W	31-10	62,624
Jan. 3	Green Bay	L	7-33	67,597

375-325

Home: 4-4 (505,143). Away: 6-2 (494,013)

## NFC Wild Card Game

Jan. 10 Green Bay W 51-45 (OT) 61,926

## NFC Divisional Playoff

Jan. 16 At New Orleans L 14-45 70,149  
65-90

## TEAM STATISTICS

	Cards	Opp.
Total First Downs.....	317	289
Rushing	77	81
Passing	215	188
Penalty	25	20
3rd Down: Made/Att	69/190	82/232
3rd Down Pct.	36.3%	35.3%
4th Down: Made/Att	5/9	12/24
4th Down Pct.	55.6%	50.0%
Possession Avg.....	29:52	30:08
Total Net Yards.....	5510	5543
Avg. Per Game	344.4	346.4
Total Plays	985	1038
Avg. Per Play	5.6	5.3
Net Yards Rushing.....	1494	1804
Avg. Per Game	93.4	112.8
Total Rushes	365	402
Net Yards Passing.....	4016	3739
Avg. Per Game	251.0	233.7
Sacked/Yards Lost	26/184	43/259
Gross Yards	4200	3998
Att./Completions	594/392	593/346
Completion Pct.	66.0%	58.3%
Had Intercepted	18	21
Punts/Average.....	86/47.0	84/44.9
Net Punting Avg.....	40.6	39.4
Penalties/Yards	108/886	104/840
Fumbles/Ball Lost	32/18	20/8
Touchdowns.....	46	38
Rushing	16	13
Passing	27	22
Returns	3	3

## SCORE BY PERIOD

	Q1	Q2	Q3	Q4	OT	PTS
Team	76	132	82	85	0	375
Opponents	67	101	62	95	0	325

## SCORING

	TD	R	P	K	PAT	FG	S	PTS
Rackers	0	0	0	0	37	38/16	17	0
Fitzgerald	13	0	13	0	0	0/0	0	78
Hightower	8	8	0	0	0	0/0	0	48
Wells	7	7	0	0	0	0/0	0	42
Boldin	5	1	4	0	0	0/0	0	30
Breaston	3	0	3	0	0	0/0	0	18
Nugent	0	0	0	0	8/8	2/2	0	14
S-Howling	2	0	1	1	0	0/0	0	12
Patrick	2	0	2	0	0	0/0	0	12
Wright	2	0	2	0	0	0/0	0	12
Rolle	1	0	0	1	0	0/0	0	6
R-Cromartie	1	0	0	1	0	0/0	0	6
Doucet	1	0	1	0	0	0/0	0	6
Becht	1	0	1	0	0	0/0	0	6
Team	46	16	27	3	45	46/18	190	375
Opponents	38	12	23	3	38	38/19	250	325

2-Pt. Conversions: Team 0/0, Opponents 0/0

## PASSING

	Att.	Comp.	Yds.	Comp. %	Yds./Att.	TD	TD%
Warner	513	339	3753	66.1%	7.3	26	5.1%
Leinart	77	51	435	66.2%	5.6	0	0.0%
St. Pierre	4	2	12	50.0%	3.0	1	25.0%
Team	594	392	4200	66.0%	7.1	27	4.5%
Opponents	593	346	3998	58.3%	6.7	22	3.7%

## SACKS

Dockett 7.0, Campbell 7.0, Berry 6.0, Haggans 5.0, Okeafar 4.5, Branch 2.0, Wilson 2.0, Iwebema 2.0, Davis 2.0, Rolle 1.5, Robinson 1.0, Banks 1.0, Dansby 1.0. Team 42.0, Opponents 26.0

## RUSHING

	No.	Yds	Avg	Long	TD
Wells	176	793	4.5	33	7
Hightower	143	598	4.2	50	8
Breaston	2	44	22.0	25	0
Wright	3	17	5.7	8	0
S-Howling	6	15	2.5	5	0
Boldin	3	12	4.0	5t	1
Warner	21	10	0.5	10	0
Rolle	1	9	9.0	9	0
St. Pierre	1	2	2.0	2	0
Leinart	9	-6	-0.7	1	0
Team	365	1494	4.1	50	16
Opponents	402	1804	4.5	85t	13

## RECEIVING

	No.	Yds	Avg	Long	TD
Fitzgerald	97	1092	11.3	34t	13
Boldin	84	1024	12.2	44	4
Hightower	63	428	6.8	23	0
Breaston	55	712	12.9	45	3
Urban	18	186	10.3	40	0
Doucet	17	214	12.6	29	1
Patrick	12	146	12.2	28	2
Wells	12	143	11.9	25	0
S-Howling	10	83	8.3	15	1
Wright	9	53	5.9	10	2
Becht	7	61	8.7	16	1
Spach	4	38	9.5	22	0
Kreider	4	20	5.0	8	0
Team	392	4200	10.7	45	27
Opponents	346	3998	11.6	72	22

## INTERCEPTIONS

	No.	Yds	Avg	Long	TD
R-Cromartie	6	77	12.8	49t	1
Wilson	5	56	11.2	41	0
Rolle	4	71	17.8	29	0
Brown	1	85	85.0	80	0
Ware	1	18	18.0	18	0
Adams	1	17	17.0	17	0
Dansby	1	11	11.0	11	0
Dockett	1	3	3.0	3	0
Toler	1	0	0.0	0	0
Team	21	338	16.1	80	1
Opponents	18	312	17.3	101t	3

## PUNT RETURNS

	Ret	FC	Yds	Avg	Long	TD
Breaston	38	11	253	6.7	64	0
Rolle	6	2	55	9.2	27	0
Toler	1	0	0	0.0	0	0
Team	45	13	308	6.8	64	0
Opponents	47	14	493	10.5	62	0

## KICKOFF RETURNS

	No.	Yds	Avg	Long	TD
S-Howling	52	1257	24.2	99t	1
Wright	2	27	13.5	18	0
Team	54	1284	23.8	99t	1
Opponents	61	1248	20.5	63	0

## PUNTING

	No.	Yds	Avg	Net	TB	In	Lg	B
Graham	86	4045	47.0	40.6	3	42	64	0
Team	86	4045	47.0	40.6	3	42	64	0
Opponents	84	3774	44.9	39.4	8	30	64	0

## FIELD GOALS

	1-19	20-29	30-39	40-49	50+
Rackers	0/0	4/4	6/6	6/7	0/0
Nugent	1/1	0/0	0/0	1/1	0/0
Team	1/1	4/4	6/6	7/8	0/0
Opponents	0/0	8/8	8/10	1/3	2/4

## USUAL STARTING LINEUP

Offense	Defense
WR ... Larry Fitzgerald	DE ... Calais Campbell
LT ... Mike Gandy	NT ... Bryan Robinson
LG ... Reggie Wells	OT ... Darnell Dockett
C ... Lyle Sendlein	ROLB ... Chike Okeafar
RG ... Deuce Lutui	ILB ... Carlos Dansby
RT ... Levi Brown	LB ... Gerald Hays
TE ... Anthony Becht	LOLB ... Clark Haggans
WR ... Anquan Boldin	RCB ... Bryant McFadden
QB ... Kurt Warner	LCB ... D. Rodgers-Cromartie
FB ... Dan Kreider	SS ... Adrian Wilson
RB ... Tim Hightower	FS ... Antrel Rolle

## NOTES

The Cardinals earned their first back-to-back division titles since 1974-75 with a 10-6 regular season record, their best record since the NFL went to a 16-game schedule in 1978 ... hosted a playoff game for the second straight season and beat the Green Bay Packers 51-45 an overtime thriller that was the highest scoring game in NFL postseason history ... improved the Cardinals record to 4-0 all-time in home postseason games and gave the team postseason wins in back-to-back seasons for first time ever ... avoided the Super Bowl curse by becoming just the third team since 1999 to return to the postseason after finishing as Super Bowl runner-up ... third-year head coach **Ken Whisenhunt** led the Cardinals to their second straight division title ... first time since 1976 that the Cardinals have posted 10+ wins in a regular season ... the Cardinals were 6-2 on the road, the most road wins in a single season since 1963 (6) ... for the first time since 1975, the Cardinals went without back-to-back losses in a single season; they were the only NFL team in 2009 to accomplish the feat ... **Kurt Warner** became first quarterback in team history to throw for 3,000+ yards and 20+ touchdowns in three consecutive seasons ... **Larry Fitzgerald** earned his third consecutive Pro Bowl selection and fourth overall after leading the NFL for a second consecutive season with a career-high 13 touchdown receptions ... **Anquan Boldin** reached 586 receptions for his career and passed Larry Centers (535) to become the franchise's all-time leader in receptions ... **Adrian Wilson** had two sacks and five interceptions to become the 10th player in NFL history with 20 sacks and 20 interceptions in their career while also earning third Pro Bowl selection and All-Pro first team honors ... **Ben Graham** tied NFL record with 42 punts inside the 20-yard line ... **Dominique Rodgers-Cromartie**, **Antrel Rolle** and **Darnell Dockett** selected to Pro Bowl along with Wilson and Fitzgerald... for the fourth season in a row, the team sold out every home game including the Wild Card Playoff contest.

## FINAL NFC WEST STANDINGS

Team	W	L	T	Pct.	Pts.	OP
Arizona	10	6	0	.625	375	325
San Francisco	8	8	0	.500	330	281
Seattle	5	11	0	.313	280	390
St. Louis	1	15	0	.063	175	436



# ARIZONA CARDINALS

## 2010 (5-11)

### HEAD COACH KEN WHISENHUNT

Sept. 12	At St. Louis	W	17-13	52,440
Sept. 19	At Atlanta	L	7-41	66,824
Sept. 26	Oakland	W	24-23	62,439
Oct. 3	At San Diego	L	10-41	63,189
Oct. 10	New Orleans	W	30-20	62,621
Oct. 17	Open Date			
Oct. 24	At Seattle	L	10-22	67,038
Oct. 31	Tampa Bay	L	35-38	61,857
Nov. 7	At Minnesota	L	24-27 (OT)	61,120
Nov. 14	Seattle	L	18-36	64,904
Nov. 21	At Kansas City	L	13-31	66,247
Nov. 29	San Francisco	L	6-27	63,208
Dec. 5	St. Louis	L	6-19	61,874
Dec. 12	Denver	W	43-13	62,223
Dec. 19	At Carolina	L	12-19	71,849
Dec. 25	Dallas	W	27-26	63,971
Jan. 2	At San Francisco	L	7-38	69,732

289-434

Home 4-4 (500,097). Away 1-7 (521,439).

## TEAM STATISTICS

	Cards	Opp.
<b>Total First Downs</b> .....	<b>241</b>	<b>339</b>
Rushing	67	123
Passing	154	178
Penalty	20	38
3rd Down: Made/Att	58/209	87/233
3rd Down Pct.	27.8%	37.3%
4th Down: Made/Att	7/18	9/17
4th Down Pct.	38.9%	52.9%
<b>Possession Avg.</b> .....	<b>26:14</b>	<b>33:46</b>
<b>Total Net Yards</b> .....	<b>4309</b>	<b>5977</b>
Avg. Per Game	269.3	373.6
Total Plays	931	1092
Avg. Per Play	4.6	5.5
<b>Net Yards Rushing</b> .....	<b>1388</b>	<b>2323</b>
Avg. Per Game	86.8	145.2
Total Rushes	320	526
<b>Net Yards Passing</b> .....	<b>2921</b>	<b>3654</b>
Avg. Per Game	182.6	228.4
Sacked/Yards Lost	50/343	33/227
Gross Yards	3264	3881
Att./Completions	561/285	533/324
Completion Pct.	50.8%	60.8%
Had Intercepted	19	17
<b>Punts/Average</b> .....	<b>94/43.4</b>	<b>64/47.9</b>
<b>Net Punting Avg.</b> .....	<b>36.6</b>	<b>41.9</b>
<b>Penalties/Yards</b> .....	<b>108/870</b>	<b>108/894</b>
<b>Fumbles/Ball Lost</b> .....	<b>33/16</b>	<b>22/31</b>
<b>Touchdowns</b> .....	<b>31</b>	<b>45</b>
Rushing	9	19
Passing	10	22
Returns	12	4

## SCORE BY PERIODS

	Q1	Q2	Q3	Q4	OT	Pts
Team	53	98	44	94	0	289
Opponents	87	149	102	93	3	434

## SCORING

	TD	R	Pa	Rt	PAT	FG	2Pt	Pts
Feely	1	1	0	0	29/29	27	0	107
Fitzgerald	6	0	6	0	0/0	0	0	38
Hightower	5	5	0	0	0/0	0	0	30
S-Howling	3	1	0	2	0/0	0	0	18
Wells	2	2	0	0	0/0	0	0	12
Roberts	2	0	2	0	0/0	0	0	12
R-Cromartie	2	0	2	0	0/0	0	0	12
Rhodes	2	0	2	0	0/0	0	0	12
Breaston	2	0	1	1	0/0	0	0	12
Adams	1	0	0	1	0/0	0	0	6
L.Brown	1	0	0	1	0/0	0	0	6
Dockett	1	0	0	1	0/0	0	0	6
Hayes	1	0	0	1	0/0	0	0	6
Doucet	1	0	1	0	0/0	0	0	6
Toler	1	0	0	1	0/0	0	0	6
<b>Team</b>	<b>31</b>	<b>9</b>	<b>10</b>	<b>12</b>	<b>29/29</b>	<b>27</b>	<b>0</b>	<b>289</b>
<b>Opponents</b>	<b>45</b>	<b>19</b>	<b>22</b>	<b>4</b>	<b>44/45</b>	<b>51</b>	<b>0</b>	<b>434</b>

2-Pt. Conversions: Team 1/2, Opponents 0/0

## PASSING

	Att	Cmp	Yds	Cmp%	Yds/Att	TD	TD%
Anderson	327	169	2065	51.7%	6.3	7	2.1%
Skelton	126	60	662	47.6%	5.3	2	1.6%
Hall	78	39	370	50.0%	4.7	1	1.3%
Bartel	28	16	150	57.1%	5.4	0	0.0%
Breaston	2	1	17	50.0%	8.5	0	0.0%
<b>Team</b>	<b>561</b>	<b>285</b>	<b>3264</b>	<b>50.8%</b>	<b>5.8</b>	<b>10</b>	<b>1.8%</b>
<b>Opponents</b>	<b>533</b>	<b>324</b>	<b>3881</b>	<b>60.8%</b>	<b>7.3</b>	<b>22</b>	<b>4.1%</b>

## SACKS

C.Campbell 6.0, J.Porter 5.0, C.Haggans 5.0, D.Dockett 5.0, O.Schofield 2.0, P.Lenon 2.0, A.Branch 2.0, A.Wilson 2.0, W.Davis 1.0, G.Toler 1.0, D.Washington 1.0, K.Rhodes 1.0.  
Team 33.0, Opponents 50.0

## RUSHING

	No.	Yds	Avg	Long	TD
Hightower	153	736	4.8	80t	5
Wells	116	397	3.4	24	2
S-Howling	23	113	4.9	30t	1
Skelton	10	49	4.9	16	0
Breaston	3	35	11.7	17	0
Wright	6	28	4.7	10	0
Anderson	5	25	5.0	11	0
Doucet	2	5	2.5	3	0
Feely	1	5	5.0	5t	1
Hall	1	-5	-5.0	-5	0
<b>Team</b>	<b>320</b>	<b>1388</b>	<b>4.3</b>	<b>80t</b>	<b>9</b>
<b>Opponents</b>	<b>526</b>	<b>2323</b>	<b>4.4</b>	<b>48</b>	<b>19</b>

## RECEIVING

	No.	Yds	Avg	Long	TD
Fitzgerald	90	1137	12.6	41	6
Breaston	47	718	15.3	37	1
Doucet	26	291	11.2	36	1
Roberts	24	307	12.8	74t	2
Hightower	21	136	6.5	20	0
S-Howling	16	111	6.9	13	0
Patrick	15	123	8.2	21	0
Komar	12	117	9.8	20	0
S.Williams	9	101	11.2	17	0
Wright	8	42	5.3	9	0
Spach	7	40	5.7	14	0
Wells	5	74	14.8	43	0
Dray	3	47	15.7	24	0
Mau'fa	2	20	10.0	10	0
Johnson	0	0	0	0	0
<b>Team</b>	<b>285</b>	<b>3264</b>	<b>11.5</b>	<b>74t</b>	<b>10</b>
<b>Opponents</b>	<b>324</b>	<b>3881</b>	<b>12.0</b>	<b>70</b>	<b>22</b>

## INTERCEPTIONS

	No.	Yds	Avg	Long	TD
Rhodes	4	174	43.5	66	0
R-Cromartie	3	86	28.7	32t	2
Toler	2	66	33.0	66t	1
Adams	2	36	18.0	36	0
Lenon	2	12	6.0	10	0
Wilson	2	4	2.0	4	0
Washington	1	39	39.0	39	0
Johnson	1	7	7.0	7	0
<b>Team</b>	<b>17</b>	<b>424</b>	<b>24.9</b>	<b>66t</b>	<b>3</b>
<b>Opponents</b>	<b>19</b>	<b>389</b>	<b>20.5</b>	<b>62t</b>	<b>4</b>

## PUNT RETURNS

	Ret	FC	Yds	Avg	Long	TD
Roberts	35	8	263	7.5	25	0
Komar	5	0	31	6.2	9	0
Ware	1	0	0	0.0	0	0
R-Cromartie	1	0	0	0.0	0	0
<b>Team</b>	<b>42</b>	<b>8</b>	<b>294</b>	<b>7.0</b>	<b>25</b>	<b>0</b>
<b>Opponents</b>	<b>35</b>	<b>20</b>	<b>458</b>	<b>13.1</b>	<b>48</b>	<b>0</b>

## KICKOFF RETURNS

	No.	Yds	Avg	Long	TD
S-Howling	57	1548	27.2	102t	2
Roberts	14	326	23.3	47	0
Breaston	7	162	23.1	27	0
Spach	2	26	13.0	15	0
Wright	2	8	4.0	8	0
S.Williams	1	14	14.0	14	0
Obiozor	1	0	0.0	0	0
<b>Team</b>	<b>84</b>	<b>2084</b>	<b>24.8</b>	<b>102t</b>	<b>2</b>
<b>Opponents</b>	<b>51</b>	<b>1234</b>	<b>24.2</b>	<b>51</b>	<b>0</b>

## PUNTING

	No	Yds	Avg	Net	TB	In	Lg	B
Graham	94	4080	43.4	36.6	9	29	65	0
<b>Team</b>	<b>94</b>	<b>4080</b>	<b>43.4</b>	<b>36.6</b>	<b>9</b>	<b>29</b>	<b>65</b>	<b>0</b>
<b>Opponents</b>	<b>64</b>	<b>3064</b>	<b>47.9</b>	<b>41.4</b>	<b>6</b>	<b>21</b>	<b>67</b>	<b>0</b>

## FIELD GOALS

	1-19	20-29	30-39	40-49	50+
Feely	0/0	8/8	6/6	8/10	2/3
<b>Team</b>	<b>0/0</b>	<b>8/8</b>	<b>6/6</b>	<b>8/10</b>	<b>2/3</b>
<b>Opponents</b>	<b>2/17</b>	<b>19/10</b>	<b>14/7</b>	<b>10/4</b>	<b>6/6</b>

## USUAL STARTING LINEUP

Offense	Defense
WR...Larry Fitzgerald	DE...Calais Campbell
LT...Levi Brown	NT...Bryan Robinson
LG...Alan Fanece	DT...Darnell Dockett
C...Lyle Sendlein	ROLB...Joey Porter
RG...Deuce Luten	ILB...Paris Lenon
RT...Brandon Keith	ILB...Daryl Washington
Jeremy Bridges	LOLB...Clark Haggans
TE...Stephen Spach	RCB...Greg Toler
WR...Steve Breaston	LCB...D. Rodgers-Cromartie
QB...Derek Anderson	SS...Adrian Wilson
FB...Reagan Mau'fa	FS...Kerry Rhodes
RB...Tim Hightower	

## NOTES

The Cardinals totaled 12 return TDs to lead the NFL, which also marked the second highest single season total in league history (Seattle, 13, 1998) ... their seven fumble recovery TDs established an NFL record ... fourth-year head coach **Ken Whisenhunt** became first head coach in franchise history to have a .500 or better record at home in first four seasons ... reached 36 victories as head coach, the third-highest total in franchise history behind Jim Hanifan (39) and Don Coryell (42) ... **Larry Fitzgerald** reached 613 career catches and passed **Anquan Boldin** (586) to become the franchise's all-time leader in receptions ... earned fifth career Pro Bowl selection (fourth in a row) and became first player in NFL history to have 90+ receptions five times in first seven seasons and just one of five players to do it in four consecutive seasons ... became youngest player to reach 600 career receptions and first player in franchise history with four consecutive 1,000 yard receiving seasons ... **Jay Feely** scored 25 points against Denver, the second highest point total in NFL history by a kicker (Rob Bironas, 26) and scored a TD on a five-yard run on a fake field goal ... **Darnell Dockett** selected to third career Pro Bowl after collecting five sacks and three fumble recoveries ... **Adrian Wilson** had a career high 118 tackles in 10th season and earned fourth Pro Bowl selection ... **LaRod Stephens-Howling** led the NFL with 1,548 kickoff return yards despite missing three games due to injury and his 27.2 yard avg. was fourth best in league ... **Russ Grimm**, the Cardinals assistant head coach, was inducted in the Pro Football Hall of Fame prior to the season ... **Max Hall** and **John Skelton** start at QB for the Cardinals, the first time in the NFL since 1994 that a team had two different rookie QBs start a game in a single season ... for the fifth season in a row, the team sold out every home game, marking 53 consecutive sellouts since the team began play at University of Phoenix Stadium in 2006.

## FINAL NFC WEST STANDINGS

Team	W	L	T	Pct.	Pts.	OP
Seattle	7	9	0	.438	310	407
St. Louis	7	9	0	.438	289	328
San Francisco	6	10	0	.375	305	346
Arizona	5	11	0	.313	289	434





## 2011 (8-8)

## HEAD COACH KEN WHISENHUNT

Sept. 11	Carolina	W	28-21	60,627
Sept. 18	At Washington	L	21-22	76,330
Sept. 25	At Seattle	L	10-13	66,199
Oct. 2	NY Giants	L	27-31	60,496
Oct. 9	At Minnesota	L	10-34	62,479
Oct. 16	Open Date			
Oct. 23	Pittsburgh	L	20-32	62,475
Oct. 30	At Baltimore	L	27-30	71,022
Nov. 6	St. Louis	W	19-13 (OT)	60,828
Nov. 13	At Philadelphia	W	21-17	69,144
Nov. 20	At San Francisco	L	7-23	69,732
Nov. 27	At St. Louis	W	23-20	56,029
Dec. 4	Dallas	W	19-13 (OT)	62,180
Dec. 11	San Francisco	W	21-19	60,808
Dec. 18	Cleveland	W	20-17 (OT)	60,443
Dec. 24	At Cincinnati	L	16-23	41,273
Jan. 1	Seattle	W	23-20 (OT)	61,798
			312-348	

Home 6-2 (489,455). Away 2-6 (512,208).

## TEAM STATISTICS

	Cards	Opp.
Total First Downs.....	286	333
Rushing	83	118
Passing	175	174
Penalty	28	41
3rd Down: Made/Att	66/205	71/226
3rd Down Pct.	32.2%	31.4%
4th Down: Made/Att	9/15	4/8
4th Down Pct.	60.0%	50.0%
Possession Avg.....	28:11	31:49
Total Net Yards.....	5192	5682
Avg. Per Game	324.5	355.1
Total Plays	993	1095
Avg. Per Play	5.2	5.2
Net Yards Rushing.....	1625	1986
Avg. Per Game	101.6	124.1
Total Rushes	389	475
Net Yards Passing.....	3567	3696
Avg. Per Game	222.9	231.0
Sacked/Yards Lost	54/387	42/304
Gross Yards	3954	4000
Att./Completions	550/307	578/340
Completion Pct.	55.8%	58.8%
Had Intercepted	23	10
Punts/Average.....	92/45.0	92/44.4
Net Punting Avg.....	37.3	36.2
Penalties/Yards ..	106/1004	122/950
Fumbles/Ball Lost.....	24/9	15/9
Touchdowns.....	37	34
Rushing	12	15
Passing	21	17
Returns	4	2

## SCORE BY PERIODS

	Q1	Q2	Q3	Q4	OT	Pts
Team	36	68	79	111	18	312
Opponents	81	107	85	75	0	348

## SCORING

	TD	Ru	Pa	Rt	PAT	FG	2Pt	Pts
Feely	0	0	0	0	33/33	19/24	0	90
Wells	10	10	0	0	0/0	0/0	0	60
Fitzgerald	8	8	0	0	0/0	0/0	0	48
Doucet	5	0	5	0	0/0	0/0	0	30
Peterson	4	0	0	4	0/0	0/0	0	24
King	3	0	3	0	0/0	0/0	0	18
S-Howling	2	0	2	0	0/0	0/0	0	12
Roberts	2	0	2	0	0/0	0/0	0	12
Smith	1	1	0	0	0/0	0/0	0	6
Heap	1	0	1	0	0/0	0/0	0	6
Taylor	1	1	0	0	0/0	0/0	0	6
Team	37	12	21	4	33/33	19/24	0	312
Opponents	34	15	17	2	33/33	35/48	0	348

2-Pt. Conversions: Team 0/2, Opponents 0/1

## PASSING

	Att	Cmp	Yds	Cmp%	Yds/Att	TD	TD%
K.Kolb	253	146	1955	57.7%	7.7	9	3.6%
J.Skelton	275	151	1913	54.9%	7.0	11	4.0%
R.Bartel	22	10	86	45.5%	3.9	1	4.5%
Team	550	307	3954	55.8%	7.2	21	3.8%
Opponents	578	340	4000	58.8%	6.9	17	2.9%

## SACKS

Campbell 8.0, Acho 7.0, Washington 5.0, Schofield 4.5, Dockett 3.5, Haggans 3.0, Lenon 3.0, Rhodes 2.0, Marshall 2.0, Carter 1.0, Porter 1.0, Eason 1.0, Peterson 1.0. Team 42.0, Opponents 54.0

## RUSHING

	No.	Yds	Avg	Long	TD
Wells	245	1047	4.3	71	10
S-Howling	43	167	3.9	39	0
Skelton	28	128	4.6	14	0
Smith	30	102	3.4	12	1
Taylor	20	77	3.9	34	1
Kolb	17	65	3.8	17	0
Roberts	3	27	9.0	12	0
Bartel	1	9	9.0	9	0
Sherman	1	3	3.0	3	0
Peterson	1	0	0.0	0	0
Team	389	1625	4.2	71	12
Opponents	475	1986	4.2	48t	15

## RECEIVING

	No.	Yds	Avg	Long	TD
Fitzgerald	80	1411	17.6	73t	8
Doucet	54	689	12.8	70t	5
Roberts	51	586	11.5	45	2
King	27	271	10.0	48t	3
Heap	24	283	11.8	28	1
Taylor	14	91	6.5	17	0
S-Howling	13	234	18.0	73t	2
Housler	12	133	11.1	21	0
Wells	10	52	5.2	10	0
Sherman	8	72	9.0	19	0
Stuckey	4	39	9.8	12	0
Sampson	3	36	12.0	15	0
Smith	3	21	7.0	13	0
Dray	2	25	12.5	20	0
Mau'i	1	12	12.0	12	0
Peterson	1	-1	-1.0	-1	0
Team	307	3954	12.9	73t	21
Opponents	340	4000	11.8	95t	17

## INTERCEPTIONS

	No.	Yds	Avg	Long	TD
Marshall	3	83	27.7	49	0
Washington	2	16	8.0	16	0
Peterson	2	1	0.5	1	0
Wilson	1	17	17.0	17	0
Campbell	1	0	0.0	0	0
Jefferson	1	0	0.0	0	0
Team	10	117	11.7	49	0
Opponents	23	296	12.9	52	1

## PUNT RETURNS

	Ret	FC	Yds	Avg	Long	TD
Peterson	44	22	699	15.9	99t	4
Roberts	2	0	-3	-1.5	-1	0
Team	46	22	696	15.1	99t	4
Opponents	50	20	610	12.2	88t	1

## KICKOFF RETURNS

	No.	Yds	Avg	Long	TD
S-Howling	36	857	23.8	37	0
Jefferson	14	356	25.4	51	0
Roberts	2	33	16.5	21	0
Team	52	1246	24.0	51	0
Opponents	52	1300	25.0	69	0

## PUNTING

	No	Yds	Avg	Net	TB	In	Lg	B
Zastudil	87	3929	45.2	37.5	5	24	66	0
Graham	5	212	42.4	33.4	0	2	55	0
Team	92	4141	45.0	37.3	5	26	66	0
Opponents	92	4087	44.4	36.2	3	39	66	0

## FIELD GOALS

	1-19	20-29	30-39	40-49	50+
Feely	0/0	9/9	4/6	5/7	1/2
Team	0/0	9/9	4/6	5/7	1/2
Opponents	0/0	12/13	9/12	11/17	3/6

## USUAL STARTING LINEUP

Offense	Defense
WR...Larry Fitzgerald	DE...Calais Campbell
LT...Levi Brown	NT...Dan Williams
LG...Daryn Colledge	DT...Darnell Dockett
C...Lyle Sendlein	ROLB...Sam Acho
RG...Rex Hadnot	ILB...Paris Lenon
RT...Brandon Keith	LB...Daryl Washington
TE...Jeff King	LOLB...Clark Haggans
WR...Andre Roberts	RCB...Patrick Peterson
QB...Kevin Kolb/John Skelton	RCB...Richard Marshall/A.J. Jefferson
FB...Anthony Sherman	SS...Adrian Wilson
RB...Beanie Wells	FS...Rashad Johnson

## NOTES

After a 1-6 start, the Cardinals finished the season winning seven of their final nine games to finish at 8-8 ... they set an NFL record with four overtime victories and had six fourth-quarter comeback victories, one shy of the NFL single-season record (Indianapolis, 7, 2009) ... they led the NFL with five blocked FGs in 2011, the third straight season the Cardinals have led the league in that category ... fifth-year head coach **Ken Whisenhunt** reached 44 career wins, becoming the franchise's all-time leader in week 15 with a 20-17 OT victory over Cleveland ... rookie **Patrick Peterson** tied an NFL single-season record with four punt return TDs and established an NFL rookie record with 699 punt return yards ... he became the first player in NFL history with four punt return TDs of 80+ yards in a season, was selected to the Pro Bowl as a kick returner and was the lone rookie to be named to the Associated Press All-Pro first team ... **Larry Fitzgerald** became the franchise's all-time leader with 9,615 receiving yards, 73 receiving TDs and 32 100-yard receiving games ... he earned his sixth career Pro Bowl selection (fifth in a row) and became just the fourth player in NFL history to record at least 1,400 yards receiving four times in their career ... **Beanie Wells** became the first player in franchise history to rush for more than 1,000 yards and 10 TDs in a single season ... established a franchise single-game record with 228 rushing yards in week 12 at St. Louis ... **Adrian Wilson** earned his fifth career Pro Bowl selection (fourth in a row) after starting all 16 games and recording a career-high 16 passes defended ... **Calais Campbell** had a team-high eight sacks and tied for the NFL lead with three blocked FGs ... **Daryl Washington** led the team with a career-high 11 tackles and was one of five players in the NFL with at least five sacks and two INTs in 2011 ... **John Skelton** had a 5-2 record as a starter (6-2 when appearing in a game) while filling in for injured starter **Kevin Kolb** ... for the sixth consecutive season, the team sold out every home game, bringing the streak to 63 consecutive sellouts dating back to 2006.

## FINAL NFC WEST STANDINGS

Team	W	L	T	Pct.	Pts.	OP
San Francisco	13	3	0	.813	380	229
Arizona	8	8	0	.500	312	348
Seattle	7	9	0	.438	321	315
St. Louis	2	14	0	.125	193	407



# ARIZONA CARDINALS

## 2012 (5-11)

### HEAD COACH KEN WHISENHUNT

Sept. 9	Seattle	W	20-16	60,032
Sept. 16	At New England	W	20-18	68,756
Sept. 23	Philadelphia	W	27-6	60,436
Sept. 30	Miami	W	24-21 (OT)	60,183
Oct. 4	At St. Louis	L	3-17	54,653
Oct. 14	Buffalo	L	16-19 (OT)	60,385
Oct. 21	At Minnesota	L	14-21	61,068
Oct. 29	San Francisco	L	3-24	62,810
Nov. 4	At Green Bay	L	17-31	70,504
Nov. 11	Open Date			
Nov. 18	At Atlanta	L	19-23	69,630
Nov. 25	St. Louis	L	17-31	60,062
Dec. 2	At NY Jets	L	6-7	79,088
Dec. 9	At Seattle	L	0-58	67,685
Dec. 16	Detroit	W	38-10	60,483
Dec. 23	Chicago	L	13-28	62,734
Dec. 30	At San Francisco	L	13-27	69,732
				250-357
Home 4-4 (487,125). Away 1-7 (541,116).				

### TEAM STATISTICS

	Cards	Opp.
<b>Total First Downs.....</b>	<b>246</b>	<b>288</b>
Rushing	58	107
Passing	168	160
Penalty	20	21
3rd Down: Made/Att	58/230	73/222
3rd Down Pct.	25.2%	32.9%
4th Down: Made/Att	10/24	4/9
4th Down Pct.	41.7%	44.4%
<b>Possession Avg.....</b>	<b>29:01</b>	<b>30:59</b>
<b>Total Net Yards.....</b>	<b>4209</b>	<b>5405</b>
Avg. Per Game	263.1	337.8
Total Plays	1018	1041
Avg. Per Play	4.1	5.2
<b>Net Yards Rushing ....</b>	<b>1204</b>	<b>2192</b>
Avg. Per Game	75.3	137.0
Total Rushes	352	506
<b>Net Yards Passing .....</b>	<b>3005</b>	<b>3213</b>
Avg. Per Game	187.8	200.8
Sacked/Yards Lost	58/378	38/228
Gross Yards	3383	3441
Att./Completions	608/337	497/270
Completion Pct.	55.4%	54.3%
Had Intercepted	21	22
<b>Punts/Average.....</b>	<b>112/46.5</b>	<b>93/44.8</b>
<b>Net Punting Avg.....</b>	<b>41.4</b>	<b>38.8</b>
<b>Penalties/Yards ....</b>	<b>102/857</b>	<b>100/810</b>
<b>Fumbles/Ball Lost ....</b>	<b>25/13</b>	<b>17/11</b>
<b>Touchdowns .....</b>	<b>25</b>	<b>40</b>
Rushing	10	12
Passing	11	20
Returns	4	8

### SCORE BY PERIODS

	Q1	Q2	Q3	Q4	OT	Pts
Team	51	85	36	75	3	257
Opponents	60	136	97	61	3	350

### SCORING

	TD	R	Pa	Rt	PAT	FG2Pt	Pts
Feely	0	0	0	0	25/25	25/28	0 100
Wells	5	5	0	0	0/0	0/0	0 30
Roberts	5	0	5	0	0/0	0/0	0 30
Fitzgerald	4	0	4	0	0/0	0/0	0 24
Howling	4	4	0	0	0/0	0/0	0 24
Floyd	2	0	2	0	0/0	0/0	0 12
Sanders	1	0	0	1	0/0	0/0	0 6
Kolb	1	1	0	0	0/0	0/0	0 6
Toler	1	0	0	1	0/0	0/0	0 6
Bethel	1	0	0	1	0/0	0/0	0 6
Johnson	1	0	0	1	0/0	0/0	0 6
<b>Team</b>	<b>25</b>	<b>10</b>	<b>4</b>	<b>25</b>	<b>25/28</b>	<b>0 250</b>	
<b>Opponents</b>	<b>40</b>	<b>12</b>	<b>20</b>	<b>38</b>	<b>38/25</b>	<b>35 137</b>	
2-Pt. Conversions: Team 0/0, Opponents 1/2							

### PASSING

	Att	Cmp	Yds	Cmp%	Yds/Att	TD	TD%
K.Kolb	183	109	1169	59.6%	6.4	8	4.4%
J.Skelton	201	109	1132	54.2%	5.6	2	1.0%
R.Lindley	171	89	752	52.0%	4.4	0	0.0%
B.Hoyer	53	30	330	56.6%	6.2	1	1.9%
<b>Team</b>	<b>608</b>	<b>337</b>	<b>3383</b>	<b>55.4%</b>	<b>5.6</b>	<b>11</b>	<b>1.8%</b>
<b>Opponents</b>	<b>497</b>	<b>270</b>	<b>3441</b>	<b>54.3%</b>	<b>6.9</b>	<b>20</b>	<b>4.0%</b>

### SACKS

D.Washington	9.0	C.Campbell	6.5
O.Schofield	4.0	Q.Groves	4.0
A.Wilson	3.0	P.Lenon	2.0
W.Gay	1.0	N.Eason	1.0
R.Talley	1.0	<b>Team</b>	<b>38.0</b>
<b>Opponents</b> <b>58.0</b>			

### RUSHING

	No.	Yds	Avg	Long	TD
Howling	110	356	3.2	52	4
Wells	88	234	2.7	31	5
Powell	60	217	3.6	17	0
Williams	58	164	2.8	25	0
Kolb	16	100	6.3	22	1
Johnson	2	64	32.0	40	0
Roberts	4	29	7.3	15	0
Peterson	2	13	6.5	17	0
Doucet	2	9	4.5	6	0
Lindley	4	7	1.8	8	0
Hoyer	1	6	6.0	6	0
Skelton	4	5	1.3	2	0
Feely	1	0	0.0	0	0
<b>Team</b>	<b>352</b>	<b>1204</b>	<b>3.4</b>	<b>52</b>	<b>10</b>
<b>Opponents</b>	<b>506</b>	<b>2192</b>	<b>4.3</b>	<b>46</b>	<b>12</b>

### RECEIVING

	No.	Yds	Avg	Long	TD
Fitzgerald	71	798	11.2	37	4
Roberts	64	759	11.9	46	5
Floyd	45	562	12.5	53	2
Housler	45	417	9.3	33	0
Doucet	28	207	7.4	18	0
Powell	19	132	6.9	25	0
King	17	129	7.6	27	0
Howling	17	106	6.2	24	0
Heap	8	94	11.8	28	0
Williams	7	44	6.3	12	0
Sherman	5	39	7.8	19	0
Peterson	3	11	3.7	7	0
Smith	2	21	10.5	13	0
Dray	2	15	7.5	12	0
Wells	1	24	24.0	24	0
Kelemete	1	10	10.0	10	0
Byrd	1	8	8.0	8	0
Mau'i	1	7	7.0	7	0
<b>Team</b>	<b>337</b>	<b>3383</b>	<b>10.0</b>	<b>53</b>	<b>11</b>
<b>Opponents</b>	<b>270</b>	<b>3441</b>	<b>12.7</b>	<b>80</b>	<b>20</b>

### INTERCEPTIONS

	No.	Yds	Avg	Long	TD
Peterson	7	64	9.1	31	0
Rhodes	4	39	9.8	30	0
Toler	2	102	51.0	102	1
Johnson	2	87	43.5	53	1
Gay	2	7	3.5	6	0
Acho	2	2	1.0	2	0
Washington	1	7	7.0	7	0
Lenon	1	0	0.0	0	0
Wilson	1	-2	-2.0	-2	0
<b>Team</b>	<b>22</b>	<b>306</b>	<b>13.9</b>	<b>102</b>	<b>2</b>
<b>Opponents</b>	<b>21</b>	<b>379</b>	<b>18.0</b>	<b>45</b>	<b>5</b>

### PUNT RETURNS

	Ret	FC	Yds	Avg	Long	TD
Peterson	51	14	426	8.4	26	0
Roberts	3	0	15	5.0	10	0
<b>Team</b>	<b>54</b>	<b>14</b>	<b>441</b>	<b>8.2</b>	<b>26</b>	<b>0</b>
<b>Opponents</b>	<b>48</b>	<b>36</b>	<b>415</b>	<b>8.6</b>	<b>52</b>	<b>0</b>

### KICKOFF RETURNS

	No.	Yds	Avg	Long	TD
Powell	21	507	24.1	65	0
Howling	18	405	22.5	38	0
Doucet	1	18	18.0	18	0
<b>Team</b>	<b>40</b>	<b>930</b>	<b>23.3</b>	<b>65</b>	<b>0</b>
<b>Opponents</b>	<b>32</b>	<b>846</b>	<b>26.4</b>	<b>83</b>	<b>0</b>

### PUNTING

	No	Yds	Avg	Net	TB	In	Lg	B
Zastudil	112	5209	46.5	41.4	8	46	70	0
<b>Team</b>	<b>112</b>	<b>5209</b>	<b>46.5</b>	<b>41.4</b>	<b>8</b>	<b>46</b>	<b>70</b>	<b>0</b>
<b>Opponents</b>	<b>92</b>	<b>4166</b>	<b>44.8</b>	<b>39.2</b>	<b>4</b>	<b>30</b>	<b>68</b>	<b>1</b>

### FIELD GOALS

	1-19	20-29	30-39	40-49	50+
J.Feely	0/0	6/6	9/10	8/10	2/2
<b>Team</b>	<b>0/0</b>	<b>6/6</b>	<b>9/10</b>	<b>8/10</b>	<b>2/2</b>
<b>Opponents</b>	<b>1/1</b>	<b>6/7</b>	<b>7/8</b>	<b>7/12</b>	<b>4/7</b>

### USUAL STARTING LINEUP

Offense	Defense
WR...Larry Fitzgerald	DE...Calais Campbell
LT...Nate Potter	NT...Dan Williams
LG...Daryn Colledge	DT...Darnell Dockett
C...Lyle Sendlein	ROLB...Sam Acho
RG...Adam Snyder	ILB...Paris Lenon
RT...Bobby Massie	ILB...Daryl Washington
TE...Jeff King	LOLB...O'Brien Schofield
WR...Andre Roberts	RCB...Patrick Peterson
QB...Kevin Kolb	LCB...William Gay
FB...Anthony Sherman	SS...Adrian Wilson
RB...Beanie Wells	FS...Kerry Rhodes

### NOTES

After starting the season 4-0 for the first time since 1974, the Cardinals endured a nine-game winless streak and finished the season 5-11 ... the offense was derailed by mounting injuries, with 17 different players on that side of the ball combining to miss 103 total games (9 on injured reserve) ... in Week 4 vs. Miami, the Cardinals earned their 500th all-time regular season win, becoming the ninth team in NFL history to reach 500 victories ... the Cardinals posted the NFL's 5th ranked pass defense and finished second in the NFL with 22 INTs ... **Larry Fitzgerald** became the youngest player in NFL history to reach 700 career receptions (29 years, 23 days) ... earned his seventh trip to the Pro Bowl, the most by any offensive player in franchise history ... **Adrian Wilson** became just the sixth player in NFL history to record at least 25 sacks and 25 INTs in their career ... **Patrick Peterson** finished fourth in the NFL with seven INTs and was named to the 2013 NFC Pro Bowl squad at CB, his second career Pro Bowl berth ... **Daryl Washington** became the first Cardinals LB named to the Pro Bowl since Seth Joyner in 1994 after leading the team with 140 tackles ... his nine sacks were the most for an NFL ILB since Bart Scott posted 9.5 sacks in 2006 for the Ravens... **Dave Zastudil** established an NFL single-season record with 46 punts inside the 20-yard line in 2012 ... **Calais Campbell** posted his third straight season with at least 60 tackles and six sacks despite missing three games with a calf injury ... **Jay Feely** totaled 100 points for the season, his eighth career 1000-point campaign and fourth in the last five years ... for the seventh consecutive season, the team sold out every home game, bringing the streak to 73 consecutive sellouts dating back to 2006.

### FINAL NFC WEST STANDINGS

Team	W	L	T	Pct.	Pts.	OP
San Francisco	11	4	1	.719	397	273
Seattle	11	5	0	.688	412	245
St. Louis	7	8	1	.469	299	348
Arizona	5	11	0	.313	250	357



## 2013 (10-6)

## HEAD COACH BRUCE ARIANS

Sept. 8	At St. Louis	L	24-27	55,279
Sept. 15	Detroit	W	25-21	60,034
Sept. 22	At New Orleans	L	7-31	73,057
Sept. 29	At Tampa Bay	W	13-10	44,956
Oct. 6	Carolina	W	22-6	60,426
Oct. 13	At San Francisco	L	20-32	69,732
Oct. 17	Seattle	L	22-34	61,200
Oct. 27	Atlanta	W	27-13	60,671
Nov. 3	Open Date			
Nov. 10	Houston	W	27-24	60,845
Nov. 17	At Jacksonville	W	27-14	59,862
Nov. 24	Indianapolis	W	40-11	60,882
Dec. 1	At Philadelphia	L	21-24	69,143
Dec. 8	St. Louis	W	30-10	60,644
Dec. 15	At Tennessee	W	37-34 (OT)	69,143
Dec. 22	At Seattle	W	17-10	68,266
Dec. 29	San Francisco	L	20-23	63,570

Home 6-2 (488,271). Away 4-4 (509,439).

## TEAM STATISTICS

	Cards	Opp.
Total First Downs.....	329	309
Rushing	84	68
Passing	205	208
Penalty	40	33
3rd Down: Made/Att	93/74	78/221
3rd Down Pct.	35.2%	35.3%
4th Down: Made/Att	5/9	6/16
4th Down Pct.	55.6%	37.5%
Possession Avg.....	30:51	29:09
Total Net Yards.....	5542	5079
Avg. Per Game	346.4	317.4
Total Yards	1037	1042
Avg. Per Play	5.3	4.9
Net Yards Rushing.....	1540	1351
Avg. Per Game	96.3	84.4
Total Rushes	422	370
Net Yards Passing.....	4002	3728
Avg. Per Game	250.1	233.0
Sacked/Yards Lost	41/289	47/337
Gross Yards	4291	4065
Att./Completions	574/363	625/367
Completion Pct.	63.2%	58.7%
Had Intercepted	22	20
Punts/Average.....	78/45.7	88/46.4
Net Punting Avg.....	40.1	42.3
Penalties/Yards.....	97/744	111/906
Fumbles/Ball Lost.....	29/9	20/10
Touchdowns.....	41	35
Rushing	12	5
Passing	24	29
Returns	5	1

## SCORE BY PERIODS

	Q1	Q2	Q3	Q4	OT	Pts
Team	49	122	93	112	3	379
Opponents	94	89	41	100	0	324

## SCORING

	TD	Ru	Pa	Rt	PAT	FG	2Pt	Pts
Feely	0	0	0	0	37/37	30/36	0	127
Fitzgerald	10	0	0	0	0/0	0/0	0	60
Mendenhall	8	8	0	0	0/0	0/0	1	50
Floyd	5	0	5	0	0/0	0/0	0	30
Ellington	4	3	1	0	0/0	0/0	0	24
Roberts	2	0	2	0	0/0	0/0	0	12
Dray	2	0	2	0	0/0	0/0	0	12
Dansby	2	0	2	0	0/0	0/0	0	12
Ballard	2	0	2	0	0/0	0/0	0	12
Smith	1	1	0	0	0/0	0/0	0	6
Shaughnessy	1	0	1	0	0/0	0/0	0	6
Cason	1	0	1	0	0/0	0/0	0	6
Williams	1	0	1	0	0/0	0/0	0	6
Houser	1	0	1	0	0/0	0/0	0	6
Brown	1	0	1	0	0/0	0/0	0	6
Campbell	0	0	0	0	0/0	0/0	0	2
Abraham	0	0	0	0	0/0	0/0	0	2
Team	41	12	24	5	37/37	30/36	1	379
Opponents	35	29	1	33/33	25/32	2	134	242

2-Pt. Conversions: Team 1/4, Opponents 2/2

## PASSING

	Att	Cmp	Yds	Cmp%	Yds/Att	TD	TD%	Int	Int%	Long	Sack/Lost	Rating
C. Palmer	572	362	4274	63.3%	7.5	24	4.2%	22	3.8%	91t	41/289	83.9
P. Peterson	1	1	17	100.0%	17.0	0	0.0%	0	0.0%	17	0/0	118.8
L. Fitzgerald	1	0	0	0.0%	0.0	0	0.0%	0	0.0%	0	0/0	39.6
Team	574	363	4291	63.2%	7.5	24	4.2%	22	3.8%	91t	47/289	83.9
Opponents	625	367	4065	58.7%	6.5	29	4.6%	20	3.2%	72t	41/387	80.2

## SACKS

Abraham 11.5, Campbell 9.0, Dansby 6.5, Dockett 4.5, Shaughnessy 3.0, Washington 3.0, Benard 2.5, Williams 1.0, Bell 1.0, Rucker 1.0, Mathieu 1.0, Moch 1.0, Acho 1.0, Arenas 1.0. Team 47.0, Opponent 41.0

## RUSHING

	No.	Yds	Avg	Long	TD
Mendenhall	217	687	3.2	28	8
Ellington	118	652	5.5	80t	3
S. Taylor	36	115	3.2	15	0
Smith	18	54	3.0	21	1
Peterson	4	21	5.3	12	0
Fitzgerald	2	8	4.0	4	0
Palmer	27	3	0.1	10	0
Team	422	1540	3.6	80t	12
Opponents	370	1351	3.7	56	5

## RECEIVING

	No.	Yds	Avg	Long	TD
Fitzgerald	82	954	11.6	75t	10
Floyd	65	1041	16.0	91t	5
Roberts	43	471	11.0	34t	2
Houser	39	454	11.6	31	1
Ellington	39	371	9.5	38	1
Dray	26	215	8.3	18	2
Mendenhall	18	134	7.4	24	0
Brown	11	140	12.7	32	1
Smith	10	68	6.8	10	0
S. Taylor	8	71	8.9	29	0
Ballard	7	75	10.7	29	2
Peterson	6	54	9.0	19	0
Golden	4	136	34.0	63	0
K. Taylor	3	40	13.3	17	0
Williams	1	51	51.0	51	0
Sperry	1	16	16.0	16	0
Team	363	4291	11.8	91t	24
Opponents	367	4065	11.1	72t	29

## INTERCEPTIONS

	No.	Yds	Avg	Long	TD
Dansby	4	48	12.0	23t	0
Peterson	3	59	19.7	43	0
Johnson	3	35	11.7	18	1
Washington	2	49	24.5	41	1
Cason	2	36	18.0	20t	0
Mathieu	2	7	3.5	7	0
Bell	2	6	3.0	6	0
Powers	1	9	9.0	9	0
Williams	1	2	2.0	2t	0
Team	20	251	12.6	43	4
Opponents	22	399	18.1	66t	1

## PUNT RETURNS

	Ret	FC	Yds	Avg	Long	TD
Peterson	33	22	198	6.0	22	0
Arenas	1	0	0	0.0	0	0
Mathieu	0	1	0	0.0	0	0
Team	34	23	198	5.8	22	0
Opponents	36	20	321	8.9	29	0

## KICKOFF RETURNS

	No.	Yds	Avg	Long	TD
Arenas	23	493	21.4	46	0
Mathieu	2	8	4.0	13	0
Ellington	1	21	21.0	21	0
Peterson	1	18	18.0	18	0
Team	27	540	20.0	46	0
Opponents	54	1298	24.0	59	0

## PUNTING

	No	Yds	Avg	Net	B	In	Lg	B
Zastudil	78	3566	45.7	40.1	6	35	60	0
Team	78	3566	45.7	40.1	6	35	60	0
Opponents	88	4084	46.4	42.3	8	33	69	0

## FIELD GOALS

	1-19	20-29	30-39	40-49	50+
J. Feely	0/0	9/11	7/81t	12/3/5	0
Team	0/0	9/11	7/81t	12/3/5	0
Opponents	0/0	8/10	6/6	7/10	6/6

## USUAL STARTING LINEUP

Offense	Defense
WR... Larry Fitzgerald	DE... Calais Campbell
LT... Bradley Sowell	NT... Dan Williams
LG... Darryn Colledge	DT... Darnell Dockett
C... Lyle Sendlein	WLB... John Abraham
RG... Paul Fanaika	ILB... Carlos Dansby
RT... Eric Winston	ILB... Daryl Washington
WR... Michael Floyd	SLB... Matt Shaughnessy
TE... Jim Dray	RCB... Patrick Peterson
QB... Rob Housler	LCB... Jerrard Powers
QB... Carson Palmer	SS... Jeremiah Bell
RB... Rashard Mendenhall	FS... Tyrann Mathieu

## NOTES

The Cardinals won 7 of their final 9 games to finish 10-6, the seventh 10-win season in franchise history and first since 2009 ... head coach **Bruce Arians** joined Norm Barry (11, 1925) as the only coaches in team history to win 10+ games in his first season with the team ... **Carson Palmer** became the first QB in NFL history to throw for 4,000+ yards with three different teams as he passed for a career-high 4,274 yards ... **Larry Fitzgerald** became the youngest player in NFL history to reach 11,000 career receiving yards (30 years, 85 days) and was selected to his eighth career Pro Bowl (seventh consecutive), tying Hall of Fame safety Larry Wilson for the most selections in team history ... **Michael Floyd** led the team with 1,041 receiving yards, becoming the 12th player in franchise history to record 1,000 receiving yards in a season ... **Andre Ellington** totaled 1,023 yards from scrimmage (652 rushing, 371 receiving) and led all NFL players (min. 100 attempts) with a 5.53 yards per carry average ... **Karlos Dansby** earned second-team All-Pro honors after leading the team with a career-high 135 tackles and four INTs ... **John Abraham** led the Cardinals with 11.5 sacks (franchise record for an LB) to move into ninth place in NFL history with 133.5 career sacks and was selected to his fifth career Pro Bowl ... **Patrick Peterson** was voted to his third straight Pro Bowl and named first-team All-Pro at CB ... **Calais Campbell** had a career-high 90 sacks and became the first Cardinal ever with 50+ tackles and 60+ sacks in five different seasons ... **Tyrann Mathieu** was NFL Defensive Rookie of the Month for October after totaling 21 tackles, two tackles for loss, a sack and an INT ... **Justin Bethel** earned first career Pro Bowl selection as special teamer after posting team-high 21 special teams tackles, two blocked FGs and a fumble recovery ... for the eighth consecutive season, the team sold out every home game, bringing the streak to 83 consecutive sellouts dating back to 2006 ... surpassed 5 million mark in total attendance at University of Phoenix stadium.

## FINAL NFC WEST STANDINGS

Team	W	L	T	Pct.	Pts.	OP
Seattle	13	3	0	.813	417	231
San Francisco	12	4	0	.750	406	272
Arizona	10	6	0	.625	379	324
St. Louis	7	9	0	.438	348	364



## 2014 (11-5)

### HEAD COACH BRUCE ARIANS

Sept. 8	San Diego	W 18-17	61,292
Sept. 14	At NY Giants	W 25-14	78,344
Sept. 21	San Francisco	W 23-14	61,572
Sept. 28	Open Date		
Oct. 5	At Denver	L 20-41	76,895
Oct. 12	Washington	W 30-20	61,139
Oct. 19	At Oakland	W 24-13	52,101
Oct. 26	Philadelphia	W 24-20	61,789
Nov. 2	At Dallas	W 28-17	85,688
Nov. 9	St. Louis	W 31-14	61,363
Nov. 16	Detroit	W 14-6	62,487
Nov. 23	At Seattle	L 3-19	68,327
Nov. 30	At Atlanta	L 18-29	69,557
Dec. 7	Kansas City	W 17-14	62,387
Dec. 11	At St. Louis	W 12-6	55,880
Dec. 21	Seattle	L 6-35	63,806
Dec. 28	At San Francisco	L 17-20	70,699

Home 7-1 (495,835), Away 4-4 (557,491).

### NFC Wild Card Game

Jan. 3	At Carolina	L 16-27	61,926
--------	-------------	---------	--------

## TEAM STATISTICS

	Cards	Opp.
<b>Total First Downs.....</b>	<b>302</b>	<b>300</b>
Rushing	67	77
Passing	191	195
Penalty	44	28
3rd Down: Made/Att	90/224	81/215
3rd Down Pct.	40.2%	37.7%
4th Down: Made/Att	3/4	5/13
4th Down Pct.	75.0%	38.5%
<b>Possession Avg. ....</b>	<b>29:48</b>	<b>30:12</b>
<b>Total Net Yards .....</b>	<b>5116</b>	<b>5891</b>
Avg. Per Game	319.8	368.2
Total Plays	993	1010
Avg. Per Play	5.2	5.8
<b>Net Yards Rushing ....</b>	<b>1308</b>	<b>1739</b>
Avg. Per Game	81.8	108.7
Total Rushes	397	396
<b>Net Yards Passing ....</b>	<b>3808</b>	<b>4152</b>
Avg. Per Game	238.0	259.5
Sacked/Yards Lost	28/182	35/244
Gross Yards	3990	4396
Att./Completions	568/320	579/365
Completion Pct.	56.3%	63.0%
Had Intercepted	12	18
<b>Punts/Average.....</b>	<b>92/41.5</b>	<b>78/45.4</b>
<b>Net Punting Avg. ....</b>	<b>37.1</b>	<b>39.8</b>
<b>Penalties/Yards ....</b>	<b>91/707</b>	<b>130/192</b>
<b>Fumbles/Ball Lost ....</b>	<b>13/15</b>	<b>13/7</b>
<b>Touchdowns .....</b>	<b>32</b>	<b>32</b>
Rushing	6	9
Passing	21	22
Returns	5	1

## SCORE BY PERIODS

	Q1	Q2	Q3	Q4	OT	Pts
Team	57	96	55	102	0	310
Opponents	78	100	57	64	0	299

## SCORING

	TD	Ru	Pa	RT	PAT	FG	2Pt	Pts
Catanzaro	0	0	0	0	27/27	29/33	0	134
Floyd	6	0	6	0	0/0	0/0	0	36
Ellington	5	3	2	0	0/0	0/0	0	30
Jo. Brown	5	0	5	0	0/0	0/0	0	30
Taylor	4	1	3	0	0/0	0/0	1	26
Ja. Brown	2	0	2	0	0/0	0/0	0	12
Fitzgerald	2	0	2	0	0/0	0/0	0	12
Johnson	2	0	2	0	0/0	0/0	0	12
Carlson	1	0	1	0	0/0	0/0	1	8
Grice	1	1	0	0	0/0	0/0	0	6
Dwyer	1	1	0	0	0/0	0/0	0	6
Peterson	1	0	0	1	0/0	0/0	0	6
Cromartie	1	0	0	1	0/0	0/0	0	6
Ginn	1	0	0	0	0/0	0/0	0	6
<b>Team</b>	<b>32</b>	<b>6</b>	<b>21</b>	<b>5</b>	<b>27/27</b>	<b>29/33</b>	<b>2</b>	<b>310</b>
<b>Opponents</b>	<b>32</b>	<b>9</b>	<b>22</b>	<b>1</b>	<b>32/32</b>	<b>25/32</b>	<b>0</b>	<b>299</b>

2-Pt. Conversions: Team 2/5, Opponents 0/0

## PASSING

	Att	Cmp	Yds	Cmp%	Yds/Att	TD	TD%	Int	Int%	Long	Sack/Lost	Rating
D.Stanton	240	132	1711	55.0%	7.1	7	2.9%	5	2.1%	49	11/66	78.7
C.Palmer	224	141	1626	62.9%	7.3	11	4.9%	3	1.3%	80t	9/59	95.6
R.Lindley	93	45	562	48.4%	6.0	2	2.2%	4	4.3%	41t	6/46	56.8
L.Thomas	9	1	81	11.1%	9.0	1	11.1%	0	0.0%	81t	2/11	101.6
T.Ginn	1	1	10	100.0%	10.0	0	0.0%	0	0.0%	10	0/0	108.3
M.Grice	1	0	0	0.0%	0.0	0	0.0%	0	0.0%	0	0/0	39.6
<b>Team</b>	<b>568</b>	<b>320</b>	<b>3990</b>	<b>56.3%</b>	<b>7.0</b>	<b>21</b>	<b>3.7%</b>	<b>12</b>	<b>2.1%</b>	<b>81t</b>	<b>28/182</b>	<b>81.8</b>
<b>Opponents</b>	<b>579</b>	<b>365</b>	<b>4396</b>	<b>63.0%</b>	<b>7.6</b>	<b>22</b>	<b>3.8%</b>	<b>18</b>	<b>3.1%</b>	<b>86t</b>	<b>35/244</b>	<b>86.0</b>

## SACKS

Okafor	8.0,	Campbell	7.0,	Rucker	5.0,
Bucannon	2.0,	Footo	2.0,	Acho	1.0,
Benard	1.0,	Jefferson	1.0,	Johnson	1.0,
D.Williams	1.0,	Martin	1.0,	Powers	1.0,
Kelly	1.0,	Alexander	1.0,	Minter	1.0,
P.Peterson	1.0,				

Team 35.0, Opponent 28.0

## RUSHING

	No.	Yds	Avg	Long	TD
Ellington	201	660	3.3	22	3
K. Williams	53	246	4.6	19	0
Taylor	63	208	3.3	21	1
Stanton	25	63	2.5	13	0
Dwyer	16	51	3.2	20	1
Grice	15	41	2.7	8	1
Palmer	8	25	3.1	12	0
Hughes	7	11	1.6	5	0
Ginn	3	6	2.0	4	0
Floyd	1	2	2.0	2	0
Houser	1	1	1.0	1	0
<b>Team</b>	<b>397</b>	<b>1308</b>	<b>3.3</b>	<b>22</b>	<b>6</b>
<b>Opponents</b>	<b>396</b>	<b>1739</b>	<b>4.4</b>	<b>79t</b>	<b>9</b>

## RECEIVING

	No.	Yds	Avg	Long	TD
Fitzgerald	63	784	12.4	80t	2
Jo. Brown	48	696	14.5	75t	5
Floyd	47	841	17.9	63	6
Ellington	46	395	8.6	81t	2
Carlson	33	350	10.6	32	1
Ja. Brown	22	229	10.4	26t	2
Ginn	14	190	13.6	27	0
Taylor	11	79	7.2	18	3
Houser	9	129	14.3	27	0
Hughes	8	140	17.5	49	0
Grice	7	29	4.1	15	0
Fells	5	71	14.2	24	0
Niklas	3	38	12.7	17	0
K.Williams	2	11	5.5	6	0
Dwyer	2	8	4.0	5	0
<b>Team</b>	<b>320</b>	<b>3990</b>	<b>12.5</b>	<b>81t</b>	<b>21</b>
<b>Opponents</b>	<b>365</b>	<b>4396</b>	<b>12.0</b>	<b>86t</b>	<b>22</b>

## INTERCEPTIONS

	No.	Yds	Avg	Long	TD
Johnson	4	146	36.5	88t	2
Cromartie	3	65	21.7	40	0
Peterson	3	30	10.0	30t	1
Powers	3	19	6.3	12	0
Okafor	1	26	26.0	26	0
Campbell	1	23	23.0	23	0
Mathieu	1	9	9.0	9	0
Acho	1	3	3.0	3	0
Footo	1	0	0.0	0	0
<b>Team</b>	<b>18</b>	<b>321</b>	<b>17.8</b>	<b>88t</b>	<b>3</b>
<b>Opponents</b>	<b>12</b>	<b>272</b>	<b>22.7</b>	<b>58t</b>	<b>1</b>

## PUNT RETURNS

	Ret	FC	Yds	Avg	Long	TD
Ginn	26	24	277	10.7	71t	1
<b>Team</b>	<b>26</b>	<b>24</b>	<b>277</b>	<b>10.7</b>	<b>71t</b>	<b>1</b>
<b>Opponents</b>	<b>32</b>	<b>37</b>	<b>284</b>	<b>8.9</b>	<b>68</b>	<b>0</b>

## KICKOFF RETURNS

	No.	Yds	Avg	Long	TD
Ginn	22	417	19.0	43	0
<b>Team</b>	<b>22</b>	<b>417</b>	<b>19.0</b>	<b>43</b>	<b>0</b>
<b>Opponents</b>	<b>37</b>	<b>967</b>	<b>26.1</b>	<b>39</b>	<b>0</b>

## PUNTING

	No	Yds	Avg	Net	TB	In	Lg	B
Butler	79	3328	42.1	36.8	5	34	67	2
Zastudil	11	487	44.3	39.0	1	1	53	0
<b>Team</b>	<b>92</b>	<b>3815</b>	<b>41.5</b>	<b>37.1</b>	<b>6</b>	<b>35</b>	<b>67</b>	<b>2</b>
<b>Opponents</b>	<b>78</b>	<b>3544</b>	<b>45.4</b>	<b>39.8</b>	<b>8</b>	<b>29</b>	<b>62</b>	<b>0</b>

## FIELD GOALS

	1-19	20-29	30-39	40-49	50+
Catanzaro	0/0	5/5	12/14	10/11	2/3
<b>Team</b>	<b>0/0</b>	<b>5/5</b>	<b>12/14</b>	<b>10/11</b>	<b>2/3</b>
<b>Opponents</b>	<b>1/1</b>	<b>10/10</b>	<b>3/4</b>	<b>5/8</b>	<b>6/9</b>

## USUAL STARTING LINEUP

Offense	Defense
WR...Larry Fitzgerald	DE...Calais Campbell
LT...Jared Veldheer	NT...Dan Williams
LG...Ted Larsen	DT...Tommy Kelly
C...Lyle Sendlein	WLB...Matt Shaughnessy
RG...Paul Fanaika	ILB...Larry Foote
RT...Bobby Massie	ILB...Kevin Minter
WR...Michael Floyd	SLB...Alex Okafor
TE...John Carlson	RCB...Antonio Cromartie
TE...Rob Housler	LCB...Patrick Peterson
QB...Carson Palmer	SS...Tony Jefferson
RB...Andre Ellington	FS...Rashad Johnson

## NOTES

The Cardinals posted an 11-5 record, tying the franchise record for wins in a season (1975, '49 and '25) ... earned ninth playoff berth in team history and third in seven seasons ... finished 7-1 at home, the most home wins in a single season since 1925 (11) ... nine come-from-behind wins were the most in a single season in franchise history ... had 21 different players miss a combined 109 games due to injury ... head coach **Bruce Arians** was named AP Coach of the Year for the second time in three years (Colts, 2012) and his 21 wins are the most in franchise history for a coach in his first 32 games with the team ... GM **Steve Keim** was named the Sporting News Executive of the Year after putting together a roster that tied the franchise record for wins in a season (11) ... **Larry Fitzgerald** became the youngest player in NFL history to reach 900 career receptions (31 years, 102 days) ... **Carson Palmer** won all six of his starts before suffering a season-ending knee injury ... **Drew Stanton** posted a 5-3 record as a starter in place of the injured Palmer, including 3-0 at home ... **Michael Floyd** had a career-high six TD catches and ranked second in the NFL at 17.9 yards per catch ... **Andre Ellington** totaled 1,055 yards in 2014 (660 rushing, 395 receiving) despite missing the last four games with an injury ... **Calais Campbell** earned his first career Pro Bowl selection and was second-team All-Pro after totaling 59 tackles and 7.0 sacks ... **Patrick Peterson** was voted to his fourth straight Pro Bowl and fellow CB **Antonio Cromartie** also earned Pro Bowl honors ... **Rashad Johnson** led the team with four INTs and had a career-high 92 tackles ... **Justin Bethel** was selected to his second straight Pro Bowl as a special teamer ... rookie **Chandler Catanzaro** tied the NFL record for most consecutive FGs made to begin a career (17) ... for the ninth consecutive season, the team sold out every home game, bringing the streak to 93 consecutive sellouts dating back to the opening of University of Phoenix Stadium in 2006.

## FINAL NFC WEST STANDINGS

Team	W	L	T	Pct.	Pts.	OP
Seattle	12	4	0	.750	394	254
Arizona	11	5	0	.688	310	299
San Francisco	8	8	0	.500	306	340
St. Louis	6	10	0	.375	324	354





## 2015 (13-3)

## HEAD COACH BRUCE ARIANS

Sept. 13	New Orleans	W	31-19	62,903
Sept. 20	At Chicago	W	48-23	62,351
Sept. 27	San Francisco	W	47-7	63,663
Oct. 4	St. Louis	L	22-24	63,146
Oct. 11	At Detroit	W	42-17	60,816
Oct. 18	At Pittsburgh	L	13-25	63,846
Oct. 26	Baltimore	W	26-18	64,722
Nov. 1	At Cleveland	W	34-20	67,431
Nov. 8	Open Date			
Nov. 15	At Seattle	W	39-32	69,005
Nov. 22	Cincinnati	W	34-31	64,745
Nov. 29	At San Francisco	W	19-13	70,799
Dec. 6	At St. Louis	W	27-3	51,115
Dec. 10	Minnesota	W	23-20	64,784
Dec. 12	At Philadelphia	W	40-17	69,569
Dec. 27	Green Bay	W	38-8	64,878
Jan. 3	Seattle	L	6-36	64,546

Home 6-2 (513,487). Away 7-1 (514,959).

## NFC Divisional Playoff Game

Jan. 16 vs. Green Bay W 26-20 (OT) 65,089

## NFC Championship Game

Jan. 24 At Carolina L 15-49 74,294

## TEAM STATISTICS

	Cards	Opp.
<b>Total First Downs</b> .....	<b>373</b>	<b>284</b>
Rushing	92	79
Passing	237	177
Penalty	44	28
3rd Down: Made/Att	93/198	75/210
3rd Down Pct.	47.0%	35.7%
4th Down: Made/Att	4/9	8/17
4th Down Pct.	44.4%	47.1%
<b>Possession Avg.</b> .....	<b>32:04</b>	<b>27:56</b>
<b>Total Net Yards</b> .....	<b>6533</b>	<b>5147</b>
Avg. Per Game	408.3	321.7
Total Plays	1041	982
Avg. Per Play	6.3	5.2
<b>Net Yards Rushing</b> .....	<b>1917</b>	<b>1460</b>
Avg. Per Game	119.8	91.3
Total Rushes	452	373
<b>Net Yards Passing</b> .....	<b>4616</b>	<b>3687</b>
Avg. Per Game	288.5	230.4
Sacked/Yards Lost	27/159	36/270
Gross Yards	4775	3957
Att./Completions	562/353	573/343
Completion Pct.	62.8%	59.9%
Had Intercepted	13	19
<b>Punts/Average</b> .....	<b>61/42.2</b>	<b>78/46.9</b>
<b>Net Punting Avg</b> .....	<b>35.4</b>	<b>42.5</b>
<b>Penalties/Yards</b> .....	<b>94/758</b>	<b>130/1202</b>
<b>Fumbles/Ball Lost</b> .....	<b>23/11</b>	<b>31/14</b>
<b>Touchdowns</b> .....	<b>58</b>	<b>34</b>
Rushing	16	9
Passing	35	24
Returns	7	1

## SCORE BY PERIODS

	Q1	Q2	Q3	Q4	OT	Pts
Team	86	153	142	108	0	489
Opponents	61	100	62	90	0	313

## SCORING

	TD	R	Pa	Rt	PAT	FG	2Pt	Pts
C.Catanzaro	0	0	0	0	0	13	0	57
D.Johnson	13	8	4	1	0/0	0/0	0	78
L.Fitzgerald	9	0	0	0	0/0	0/0	0	54
J.Brown	7	0	7	0	0/0	0/0	0	42
M.Floyd	6	0	6	0	0/0	0/0	0	36
D.Fells	3	0	3	0	0/0	0/0	0	18
A.Ellington	3	0	3	0	0/0	0/0	0	18
C.Johnson	3	0	3	0	0/0	0/0	0	18
T.Niklas	2	0	2	0	0/0	0/0	0	12
J.Nelson	2	0	2	0	0/0	0/0	0	12
T.Mathieu	1	0	0	1	0/0	0/0	0	6
D.Bucannon	1	0	0	1	0/0	0/0	0	6
K.Williams	1	0	0	1	0/0	0/0	0	6
T.Jefferson	1	0	0	1	0/0	0/0	0	6
Ja.Brown	1	0	0	1	0/0	0/0	0	6
J.Powers	1	0	0	1	0/0	0/0	0	6
J.Gresham	1	0	0	1	0/0	0/0	0	6
J.Bethel	1	0	0	1	0/0	0/0	0	6

## PASSING

	Att	Cmp	Yds	Cmp%	Yds/Att	TD	TD%
C.Palmer	537	342	4671	63.7%	8.7	35	6.5%
D.Stanton	25	11	104	44.0%	4.2	0	0.0%
<b>Team</b>	<b>562</b>	<b>353</b>	<b>4775</b>	<b>62.8%</b>	<b>8.5</b>	<b>35</b>	<b>6.2%</b>
<b>Opponents</b>	<b>573</b>	<b>343</b>	<b>3957</b>	<b>59.9%</b>	<b>6.9</b>	<b>24</b>	<b>4.2%</b>

C.Palmer	1	1	0	0	0/0	0/0	0	6
C.Redding	1	0	0	1	0/0	0/0	0	6
F.Rucker	0	0	0	0	0/0	0/0	0	2
K.Minter	0	0	0	0	0/0	0/0	0	2

**Team** 58 16 35 7 53/58 28/31 0 489  
**Opponents** 34 9 24 1 27/29 26/27 2 313  
 2-Pt. Conversions: Team 0/0, Opponents: 2/5

## SACKS

D.Freeney 8.0, C.Campbell 5.0, M.Golden 4.0, F.Rucker 3.0, D.Bucannon 3.0, T.Jefferson 2.0, A.Okafor 2.0, K.Martin 1.5, R.Gunter 1.0, T.Mathieu 1.0, L.Woodley 1.0, J.Mauro 1.0, E.Stinson 1.0, J.Powers 1.0, K.Minter 0.5  
**Team: 35.0, Opponents: 27.0**

## RUSHING

	No.	Yds	Avg	Long	TD
C.Johnson	196	814	4.2	62	3
D.Johnson	125	581	4.6	47t	8
A.Ellington	45	289	6.4	63t	3
K.Williams	27	142	5.3	35t	1
S.Taylor	17	58	3.4	16	0
C.Palmer	25	24	1.0	12	1
J.Brown	3	22	7.3	13	0
J.Nelson	1	0	0.0	0	0
D.Stanton	13	-13	-1.0	-1	0
<b>Team</b>	<b>452</b>	<b>1917</b>	<b>4.2</b>	<b>63t</b>	<b>16</b>
<b>Opponents</b>	<b>373</b>	<b>1460</b>	<b>3.9</b>	<b>52</b>	<b>9</b>

## RECEIVING

	No.	Yds	Avg	Long	TD
L.Fitzgerald	109	1215	11.1	44	9
J.Brown	65	1003	15.4	68	7
M.Floyd	52	849	16.3	60t	6
D.Johnson	36	457	12.7	55t	4
D.Fells	21	311	14.8	48	3
J.Gresham	18	223	12.4	22	1
A.Ellington	15	148	9.9	32	0
J.Nelson	11	299	27.2	64t	2
Ja.Brown	11	144	13.1	39	1
C.Johnson	6	58	9.7	40	0
T.Niklas	4	33	8.3	13	2
K.Williams	2	16	8.0	12	0
M.Iupati	1	10	10.0	10	0
B.Golden	1	5	5.0	5	0
S.Taylor	1	4	4.0	4	0
<b>Team</b>	<b>353</b>	<b>4775</b>	<b>13.5</b>	<b>68</b>	<b>35</b>
<b>Opponents</b>	<b>343</b>	<b>3957</b>	<b>11.5</b>	<b>88t</b>	<b>24</b>

## INTERCEPTIONS

	No.	Yds	Avg	Long	TD
T.Mathieu	5	92	18.4	33t	1
R.Johnson	5	14	2.8	11	0
P.Peterson	2	41	20.5	40	0
T.Jefferson	2	26	13.0	26t	1
J.Bethel	2	21	10.5	21t	1
D.Bucannon	1	39	39.0	39t	1
C.Redding	1	30	30.0	30	0
J.Powers	1	0	0.0	0	0
<b>Team</b>	<b>19</b>	<b>263</b>	<b>13.8</b>	<b>40</b>	<b>4</b>
<b>Opponents</b>	<b>13</b>	<b>87</b>	<b>6.7</b>	<b>40</b>	<b>0</b>

## PUNT RETURNS

	Ret	FC	Yds	Avg	Long	TD
P.Peterson	32	17	260	8.1	38	0
J.Nelson	4	4	13	3.3	11	0
B.Golden	3	1	16	5.3	10	0
<b>Team</b>	<b>39</b>	<b>22</b>	<b>289</b>	<b>7.4</b>	<b>38</b>	<b>0</b>
<b>Opponents</b>	<b>25</b>	<b>19</b>	<b>295</b>	<b>11.8</b>	<b>66</b>	<b>0</b>

## KICKOFF RETURNS

	No.	Yds	Avg	Long	TD
D.Johnson	22	598	27.2	108t	1
K.Williams	8	126	15.8	24	0
P.Peterson	2	46	23.0	24	0
<b>Team</b>	<b>32</b>	<b>770</b>	<b>24.1</b>	<b>108t</b>	<b>1</b>
<b>Opponents</b>	<b>49</b>	<b>1191</b>	<b>24.3</b>	<b>58</b>	<b>0</b>

## PUNTING

	No	Yds	Avg	Net	TB	In	Lq	B
D.Butler	60	2575	42.9	35.4	6	22	58	1
<b>Team</b>	<b>61</b>	<b>2575</b>	<b>42.2</b>	<b>35.4</b>	<b>6</b>	<b>22</b>	<b>58</b>	<b>1</b>
<b>Opponents</b>	<b>78</b>	<b>3661</b>	<b>46.9</b>	<b>42.5</b>	<b>3</b>	<b>31</b>	<b>79</b>	<b>0</b>

## FIELD GOALS

	1-19	20-29	30-39	40-49	50+
Catanzaro	1/1	12/12	9/9	6/7	0/2
<b>Team</b>	<b>1/1</b>	<b>12/12</b>	<b>9/9</b>	<b>6/7</b>	<b>0/2</b>
<b>Opponents</b>	<b>0/0</b>	<b>3/3</b>	<b>8/8</b>	<b>9/10</b>	<b>6/6</b>

## USUAL STARTING LINEUP

Offense	Defense
WR.....Larry Fitzgerald	DT.....Calais Campbell
LT.....Jared Veldheer	DT.....Rodney Gunter
LG.....Mike Iupati	DT.....Frostee Rucker
LC.....Lyle Sendlen	SAM.....Markus Golden
RG.....Ted Larsen	SLB.....Deone Bucannon
RT.....Bobby Massie	ILB.....Kevin Mathieu
WR.....John Brown	WILL.....Alex Okafor
TE.....Darren Fells	CB.....Patrick Peterson
TE.....Jermaine Gresham	CB.....Jeraud Powers
QB.....Carson Palmer	SS.....Rashad Johnson
RB.....C.Johnson/D.Johnson	FS.....Tyrann Mathieu

## NOTES

The Cardinals posted a 13-3 record, setting a new franchise record for wins in a season .... earned first postseason bid in team history and made second ever NFC Championship Game appearance .... marked 10th playoff berth in team history and fourth in the last eight seasons .... established franchise single-season records for points (489), TDs (59), TD passes (35), total net yards (6,533) and first downs (373) .... had the #1 offense in the NFL for the first time in franchise history and finished season ranked #5 on defense, marking the first time since 1963 the Cardinals ranked in the top five of both categories in a season .... established franchise records for road wins (7) and points on the road (262) .... had 19 different players score at least one TD, which set a franchise record and led the NFL .... tied franchise record with seven players selected to the Pro Bowl .... head coach **Bruce Arians** improved record to 34-14 in three years with Arizona, and his 34 wins ranks sixth in franchise history ... **Carson Palmer** established franchise single-season records with 4,671 passing yards, 35 TD passes and a 104.6 passer rating and was named second-team All-Pro while earning third career Pro Bowl honor ... **Larry Fitzgerald** earned ninth career Pro Bowl selection after catching franchise single-season record 109 passes and became the youngest player in NFL history to reach 1,000 career receptions (32 years, 97 days) ... **John Brown** totaled 1,003 yards receiving, giving the Cardinals multiple 1,000-yard receivers for just the fifth time in team history ... **David Johnson** totaled 1,636 all-purpose yards and set a franchise rookie record with 13 TDs (eight rushing, four receiving and one KO return) ... **Mike Iupati** was named second-team All-Pro and chosen to fourth straight Pro Bowl in his debut season with the Cardinals ... **Calais Campbell** earned second consecutive Pro Bowl selection and moved into fourth on franchise all-time sacks list with 48.5 ... **Patrick Peterson** was voted to his fifth straight Pro Bowl and named first-team All-Pro for the third time (second as a CB) ... **Tyrann Mathieu** was the NFC Defensive Player of the Month for November and joined Peterson in earning first-team All-Pro honors while being chosen for his first career Pro Bowl ... **Deone Bucannon** started every game at dollar linebacker and led the team with 127 tackles ... **Dwight Freeney** had a team-high 8.0 sacks despite not signing with the team until Week 6 ... **Justin Bethel** was selected to his third straight Pro Bowl as a special teamer after leading the team with 14 special teams tackles ... **Chandler Catanzaro** ranked third in the NFL with 137 points, the second-highest total in franchise history ... for the 10th consecutive season, the team sold out every home game, bringing the streak to 104 consecutive sellouts dating back to 2006.

## FINAL NFC WEST STANDINGS

Team	W	L	T	Pct.	Pts.	OP
Arizona	13	3	0	.813	489	313
Seattle	10	6	0	.625	423	277
St. Louis	7	9	0	.438	280	330
San Francisco	5	11	0	.313	238	387

## 2016 (7-8-1)

### HEAD COACH BRUCE ARIANS

Sept. 11	New England	L	21-23	64,864
Sept. 18	Tampa Bay	W	40-7	64,230
Sept. 25	At Buffalo	L	18-33	68,647
Oct. 2	Los Angeles	L	13-17	64,622
Oct. 6	At San Francisco	W	33-21	70,178
Oct. 17	NY Jets	W	28-3	64,709
Oct. 23	Seattle	T	6-6 (OT)	65,089
Oct. 30	At Carolina	L	20-30	74,088
Nov. 6	Open Date			
Nov. 13	San Francisco	W	23-20	65,127
Nov. 20	At Minnesota	L	24-30	66,808
Nov. 27	At Atlanta	L	19-38	69,233
Dec. 4	Washington	W	31-23	64,939
Dec. 11	At Miami	L	23-26	65,750
Dec. 18	New Orleans	L	41-48	65,072
Dec. 24	At Seattle	W	34-31	69,050
Jan. 1	At Los Angeles	W	44-6	80,279
			418-362	
	Home 4-3-1 (518,652).		Away 3-5 (564,033).	

### TEAM STATISTICS

	Cards	Opp.
<b>Total First Downs.....</b>	<b>368</b>	<b>293</b>
Rushing	97	90
Passing	229	175
Penalty	42	28
3rd Down: Made/Att	87/214	85/219
3rd Down Pct.	40.7%	38.8%
4th Down: Made/Att	5/10	7/15
4th Down Pct.	50.0%	46.7%
Possession Avg.....	<b>30:25</b>	<b>29:35</b>
<b>Total Net Yards.....</b>	<b>5868</b>	<b>4883</b>
Avg. Per Game	366.8	305.2
Total Plays	1086	1019
Avg. Per Play	5.4	4.8
<b>Net Yards Rushing.....</b>	<b>1732</b>	<b>1518</b>
Avg. Per Game	108.3	94.9
Total Rushes	399	424
<b>Net Yards Passing.....</b>	<b>4136</b>	<b>3365</b>
Avg. Per Game	258.5	210.3
Sacked/Yards Lost	41/289	48/374
Gross Yards	4425	3739
Att./Completions	646/383	547/344
Completion Pct.	59.3%	62.9%
Had Intercepted	17	14
<b>Punts/Average.....</b>	<b>80/40.9</b>	<b>80/45.4</b>
<b>Net Punting Avg.....</b>	<b>36.5</b>	<b>42.0</b>
<b>Penalties/Yards.....</b>	<b>104/889</b>	<b>123/1010</b>
<b>Fumbles/Ball Lost.....</b>	<b>27/11</b>	<b>30/14</b>
<b>Touchdowns.....</b>	<b>51</b>	<b>41</b>
Rushing	20	16
Passing	28	21
Returns	3	4

### SCORE BY PERIODS

	Q1	Q2	Q3	Q4	OT	Pts
Team	58	140	81	136	3	418
Opponents	72	99	91	97	3	362

### SCORING

	TD	Ru	Pa	Rt	PAT	FG	2Pt	Pts
D.Johnson	20	16	4	0	0/0	0/0	0	122
C.Catanzaro	0	0	0	0	43/47	21/28	0	106
J.Nelson	7	1	6	0	0/0	0/0	0	42
L.Fitzgerald	6	0	6	0	0/0	0/0	0	36
M.Floyd	4	0	4	0	0/0	0/0	0	24
K.Williams	2	2	0	0	0/0	0/0	0	12
J.Brown	2	0	2	0	0/0	0/0	0	12
J.Gresham	2	0	2	0	0/0	0/0	0	12
C.Campbell	1	0	0	1	0/0	0/0	0	8
C.Johnson	1	1	0	0	0/0	0/0	0	6
J.Ross	1	0	1	0	0/0	0/0	0	6
B.Golden	1	0	1	0	0/0	0/0	0	6
J.Bethel	1	0	0	1	0/0	0/0	0	6
M.Cooper	1	0	0	1	0/0	0/0	0	6
Ja.Brown	1	0	1	0	0/0	0/0	0	6
D.Fells	1	0	1	0	0/0	0/0	0	6
C.Peters	0	0	0	0	0/0	0/0	0	2
<b>Team</b>	<b>51</b>	<b>20</b>	<b>28</b>	<b>3</b>	<b>43/47</b>	<b>21/28</b>	<b>1</b>	<b>418</b>
<b>Opponents</b>	<b>41</b>	<b>16</b>	<b>21</b>	<b>4</b>	<b>37/40</b>	<b>25/28</b>	<b>1</b>	<b>362</b>

2-Pt. Conversions: Team 1/4, Opponents: 1/1

### PASSING

	Att	Cmp	Yds
C.Palmer	597	364	4233
D.Stanton	48	19	192
L.Fitzgerald	1	0	0
<b>Team</b>	<b>646</b>	<b>383</b>	<b>4425</b>
<b>Opponents</b>	<b>547</b>	<b>344</b>	<b>3739</b>

### SACKS

M.Golden 12.5, C.Jones 11.0, C.Campbell 8.0,  
A.Okafor 3.5, K.Minter 3.5, T.Jefferson 2.0,  
D.Swearinger 2.0, R.Gunter 1.5, T.Mathieu  
1.0, K.Martin 1.0 **Team: 46.0, Opponents:**  
**40.0**

### RUSHING

	No.	Yds	Avg	Long	TD
D.Johnson	293	1239	4.2	58T	16
K.Williams	18	157	8.7	49T	2
A.Ellington	34	96	2.8	13	0
C.Johnson	25	95	3.8	18	1
J.Nelson	4	83	20.8	56T	1
C.Palmer	14	38	2.7	16	0
S.Taylor	4	12	3.0	12	0
J.Brown	1	10	10.0	10	0
L.Fitzgerald	2	5	2.5	4	0
D.Butler	1	0	0.0	0	0
D.Stanton	3	-3	-1.0	-1	0
<b>Team</b>	<b>399</b>	<b>1732</b>	<b>4.3</b>	<b>58T</b>	<b>20</b>
<b>Opponents</b>	<b>424</b>	<b>1518</b>	<b>3.6</b>	<b>49</b>	<b>16</b>

### RECEIVING

	No.	Yds	Avg	Long	TD
L.Fitzgerald	107	1023	9.6	32	6
D.Johnson	80	879	11.0	58	4
J.Brown	39	517	13.3	30T	2
J.Gresham	37	391	10.6	34	2
J.Nelson	34	568	16.7	80T	6
M.Floyd	33	446	13.5	39	4
D.Fells	14	154	11.0	37T	1
A.Ellington	12	85	7.1	16	0
Ja.Brown	11	187	17.0	51T	1
B.Golden	8	82	10.3	22	1
J.Ross	4	37	9.3	15	1
I.Momah	2	50	25.0	27	0
K.Williams	1	6	6.0	6	0
T.Niklas	1	0	0.0	0	0
H.Valles	0	0	0.0	0	0
C.Johnson	0	0	0.0	0	0
<b>Team</b>	<b>383</b>	<b>4425</b>	<b>11.6</b>	<b>80T</b>	<b>28</b>
<b>Opponents</b>	<b>344</b>	<b>3739</b>	<b>10.9</b>	<b>71</b>	<b>21</b>

### INTERCEPTIONS

	No.	Yds	Avg	Long	TD
M.Cooper	4	95	23.8	60T	1
P.Peterson	3	27	9.0	25	0
D.Swearinger	3	13	4.3	12	0
J.Bethel	1	66	66.0	66T	1
H.Miller	1	52	52.0	52	0
T.Mathieu	1	9	9.0	5	0
C.Campbell	1	1	1.0	1	0
<b>Team</b>	<b>14</b>	<b>263</b>	<b>18.8</b>	<b>66T</b>	<b>2</b>
<b>Opponents</b>	<b>17</b>	<b>226</b>	<b>13.3</b>	<b>100T</b>	<b>1</b>

### PUNT RETURNS

	Ret	FC	Yds	Avg	Long	TD
J.Brown	17	11	119	7.0	32	0
P.Peterson	13	12	81	6.2	17	0
B.Golden	7	0	30	4.3	8	0
C.Jones	1	0	0	0.0	0	0
J.Ross	0	1	0	0.0	0	0
<b>Team</b>	<b>38</b>	<b>24</b>	<b>230</b>	<b>6.1</b>	<b>32</b>	<b>0</b>
<b>Opponents</b>	<b>33</b>	<b>29</b>	<b>310</b>	<b>9.4</b>	<b>47</b>	<b>0</b>

### KICKOFF RETURNS

	No.	Yds	Avg	Long	TD
B.Golden	11	266	24.2	49	0
A.Ellington	10	163	16.3	25	0
J.Nelson	2	53	26.5	39	0
J.Brown	1	51	51.0	51	0
P.Peterson	1	11	11.0	11	0
<b>Team</b>	<b>25</b>	<b>544</b>	<b>21.8</b>	<b>51</b>	<b>0</b>
<b>Opponents</b>	<b>29</b>	<b>671</b>	<b>23.1</b>	<b>104T</b>	<b>1</b>

### PUNTING

	No	Yds	Avg	Net	TB	In	Lg	B
R.Quigley	34	1416	41.6	37.2	2	13	55	1
D.Butler	32	1350	42.2	35.6	0	10	62	0
M.Wile	10	437	43.7	37.5	0	2	59	1
C.Catanzaro	2	66	33.0	33.0	0	0	47	0
<b>Team</b>	<b>80</b>	<b>3269</b>	<b>40.9</b>	<b>36.5</b>	<b>2</b>	<b>25</b>	<b>62</b>	<b>2</b>
<b>Opponents</b>	<b>80</b>	<b>3633</b>	<b>45.4</b>	<b>42.0</b>	<b>2</b>	<b>23</b>	<b>73</b>	<b>0</b>

### FIELD GOALS

	1-19	20-29	30-39	40-49	50+
C.Catanzaro	1/1	5/6	6/7	6/8	3/6
<b>Team</b>	<b>1/1</b>	<b>5/6</b>	<b>6/7</b>	<b>6/8</b>	<b>3/6</b>
<b>Opponents</b>	<b>1/1</b>	<b>6/7</b>	<b>7/7</b>	<b>7/9</b>	<b>4/4</b>

## USUAL STARTING LINEUP

### Offense

WR	....	Larry Fitzgerald
LT	....	Jared Veldheer
LG	....	Mike Lupati
C	....	A.Q. Shipley
RG	....	Earl Watford
RT	....	D.J. Humphries
WR	....	John Brown
WR	....	J.J. Nelson
TE	....	Jermaine Gresham
QB	....	Carson Palmer
RB	....	David Johnson

### Defense

DT	....	Calais Campbell
NT	....	Corey Peters
DT	....	Josh Mauro
SAM	....	Chandler Jones
ILB	....	Deone Bucannon
ILB	....	Kevin Minter
DB	....	D.J. Swearinger
CB	....	Patrick Peterson
CB	....	Marcus Cooper
SS	....	Tony Jefferson
FS	....	Tyrann Mathieu

## NOTES

The Cardinals finished 7-8-1, second in the NFC West ... had the #2 ranked defense and #9 ranked offense in the NFL, marking the second consecutive season ranking in the top 10 on both sides of the ball ... led the NFL with 48 sacks, the second time in franchise history the team lead the NFL in sacks ... finished the season with 418 points, the fourth-best total in franchise history ... went 4-1-1 against the NFC West, including 3-0 on the road for the second straight season ... head coach **Bruce Arians** moved up to third on franchise all-time wins list with 41 ... **David Johnson** earned first team All-Pro and Pro Bowl honors after leading the NFL and establishing new franchise records with 2,118 scrimmage yards (1,239 rushing, 879 receiving) and 20 total TDs ... Johnson also became the first player in NFL history with 100+ scrimmage in each of the first 15 games of a season ... **Larry Fitzgerald** earned 10th career Pro Bowl selection after leading the NFL with 107 receptions ... Fitzgerald moved into third on NFL's all-time receptions with 1,125 and surpassed 200 career games played and 100 career TD receptions ... **Carson Palmer** threw for 4,233 yards and 26 TDs, marking his third 4,000-yard season with the Cardinals and joining Kurt Warner (3 times, 2007-09) as only QBs in franchise history with 25+ TD passes in multiple seasons ... **J.J. Nelson** set career highs with 34 receptions for 568 yards and seven total TDs, with all seven TDs coming in the final nine games of the season ... **Patrick Peterson** was selected to his sixth consecutive Pro Bowl (fifth at CB), joining Hall of Famers Jim Brown, Barry Sanders and Emmitt Smith as only players in NFL history with six Pro Bowls before their 27th birthday ... **Markus Golden** led the team with 12.5 sacks and 16 tackles for loss; his 12.5 sacks ranked third in the NFL and marked the highest total by a linebacker in franchise history ... **Chandler Jones** recorded 11.0 sacks in his first season in Arizona, giving the Cardinals multiple players with double-digit sacks in a season for just the third time (1983, 1984) ... **Calais Campbell** was second-team All-Pro and moved into second on the franchise's all-time sacks list with 56.5 after recording 8.0 on the year, his seventh season with six or more sacks ... **Tony Jefferson** established career highs with 92 tackles and 13 tackles for loss, which led all NFL defensive backs ... **Deone Bucannon** led the team with 100 tackles despite missing the last three games after being placed on IR with an ankle injury ... for the 11th consecutive season, the team sold out every home game, bringing the streak to 114 consecutive sellouts dating back to 2006.

## FINAL NFC WEST STANDINGS

Team	W	L	T	Pct.	Pts.	OP
Seattle	10	5	1	.656	354	292
Arizona	7	8	1	.469	418	362
Los Angeles	4	12	0	.250	224	394
San Francisco	2	14	0	.125	309	480

	Att	Cmp	Yds	Cmp%	Yds/Att	TD	TD%	Int	Int%	Long	Sack/Loss	Rating
C.Palmer	597	364	4233	61.0%	7.1	26	4.4%	14	2.3%	80T	40/281	87.2
D.Stanton	48	19	192	39.6%	4.0	2	4.2%	3	6.3%	29T	1/8	39.6
L.Fitzgerald	1	0	0	0.0%	0.0	0	0.0%	0	0.0%	0	0/0	39.6
<b>Team</b>	<b>646</b>	<b>383</b>	<b>4425</b>	<b>59.3%</b>	<b>6.8</b>	<b>28</b>	<b>4.3%</b>	<b>17</b>	<b>2.6%</b>	<b>80T</b>	<b>41/289</b>	<b>83.5</b>
<b>Opponents</b>	<b>547</b>	<b>344</b>	<b>3739</b>	<b>62.9%</b>	<b>6.8</b>	<b>21</b>	<b>3.8%</b>	<b>14</b>	<b>2.6%</b>	<b>71</b>	<b>48/374</b>	<b>85.1</b>



## 2017 (8-8)

## HEAD COACH BRUCE ARIANS

Sept. 10	At Detroit	L	23-35	60,957
Sept. 17	At Indianapolis	W	16-13	63,137
Sept. 25	Dallas	L	17-28	65,102
Oct. 1	San Francisco	W	18-15	64,121
Oct. 8	At Philadelphia	L	7-34	69,996
Oct. 15	Tampa Bay	W	38-33	63,999
Oct. 22	At LA Rams (London)	L	0-33	73,736
Oct. 29	Open Date			
Nov. 5	At San Francisco	W	20-10	70,133
Nov. 9	Seattle	L	16-22	64,639
Nov. 19	At Houston	L	21-31	71,680
Nov. 26	Jacksonville	W	27-24	63,891
Dec. 3	LA Rams	L	16-32	63,986
Dec. 10	Tennessee	W	12-7	64,153
Dec. 17	At Washington	L	15-20	71,026
Dec. 24	NY Giants	W	23-0	63,850
Dec. 31	At Seattle	W	26-24	69,078

Home 5-3 (513,741). Away 3-5 (549,343).

## TEAM STATISTICS

	Cards	Opp.
Total First Downs	310	283
Rushing	66	68
Passing	200	187
Penalty	44	28
3rd Down: Made/Att	82/233	80/224
3rd Down Pct.	35.2%	35.7%
4th Down: Made/Att	7/16	7/16
4th Down Pct.	43.8%	43.8%
Possession Avg.	30:47	29:13
Total Net Yards	5026	4975
Avg. Per Game	314.1	310.9
Total Plays	1059	1007
Avg. Per Play	4.7	4.9
Net Yards Rushing	1386	1434
Avg. Per Game	86.6	89.6
Total Rushes	409	406
Net Yards Passing	3640	3541
Avg. Per Game	227.5	221.3
Sacked/Yards Lost	52/339	37/255
Gross Yards	3979	3796
Att./Completions	598/339	564/343
Completion Pct.	56.7%	60.8%
Had Intercepted	18	15
Punts/Average	88/47.3	95/46.7
Net Punting Avg.	39.7	42.6
Penalties/Yards	110/880	129/1128
Fumbles/Ball Lost	19/7	20/6
Touchdowns	29	41
Rushing	6	12
Passing	21	24
Returns	2	5

## SCORE BY PERIODS

	Q1	Q2	Q3	Q4	OT	Pts
Team	57	100	55	74	9	295
Opponents	74	80	76	128	3	361

## SCORING

	TD	Ru	Pa	Rt	PAT	FG	Pt	Pts
P.Dawson	0	0	0	0	23/26	32/40	1	119
L.Fitzgerald	6	0	0	0	0/0	0/0	1	38
Ja.Brown	4	0	4	0	0/0	0/0	0	24
R.Seals-Jones	3	0	3	0	0/0	0/0	0	18
Jo.Brown	3	0	3	0	0/0	0/0	0	18
J.Nelson	2	0	2	0	0/0	0/0	0	12
E.Penny	2	2	0	0	0/0	0/0	0	12
A.Peterson	2	2	0	0	0/0	0/0	0	12
J.Gresham	2	0	2	0	0/0	0/0	0	12
J.Bethel	1	0	1	0	0/0	0/0	0	6
K.Williams	1	1	0	0	0/0	0/0	0	6
A.Ellington	1	1	0	0	0/0	0/0	0	6
T.Niklas	1	0	1	0	0/0	0/0	0	6
R.Nkemdiche	1	0	1	0	0/0	0/0	0	6
Team	29	6	21	2	23/26	32/40	1	295
Opponents	41	12	24	5	33/34	26/29	1	361

## PASSING

	Att	Cmp	Yds	Cmp%	Yds/Att	TD	TD%	Int	Int%	Long	Sack/Lost	Rating
C.Palmer	267	164	1978	61.4%	7.4	9	3.4%	7	2.6%	46	22/150	84.5
B.Gabbert	171	95	1086	55.6%	6.4	6	3.5%	6	3.5%	52	23/149	71.9
D.Stanton	159	79	894	49.7%	5.6	6	3.8%	5	3.1%	52	7/40	66.4
L.Fitzgerald	1	1	21	100.0%	21.0	0	0.0%	0	0.0%	21	0/0	118.8
Team	598	339	3979	56.7%	6.7	21	3.5%	18	3.0%	52t	52/339	76.2
Opponents	564	343	3796	60.8%	6.7	24	4.3%	15	2.7%	72t	37/255	83.9

## SACKS

C.Jones 17.0, O.Pierre 5.5, H.Reddick 2.5, F.Rucker 1.5, A.Bethea 1.0, J.Mauro 1.0, K.Dansby 1.0, B.Baker 1.0, D.Bucannon 1.0, R.Gunter 1.0, K.Martin 1.0, C.Peters 1.0, T.Mathieu 1.0, J.Bynes 1.0, X.Williams 0.5 Team: 37.0, Opponents: 51.0

## RUSHING

	No.	Yds	Avg	Long	TD
A.Peterson	129	448	3.5	27t	2
K.Williams	120	426	3.6	25	1
E.Penny	31	124	4.0	14	2
C.Johnson	45	114	2.5	11	0
B.Gabbert	22	82	3.7	12	0
A.Ellington	15	53	3.5	14	1
J.Nelson	3	37	12.3	16	0
C.Williams	2	33	16.5	33	0
D.Johnson	11	23	2.1	6	0
D.Foster	6	19	3.2	5	0
C.Palmer	14	12	0.9	4	0
Jo.Brown	1	10	10.0	10	0
D.Stanton	9	7	0.8	5	0
B.Hill	1	-2	-2.0	-2	0
Team	409	1386	3.4	33	6
Opponents	406	1434	3.5	37	12

## RECEIVING

	No.	Yds	Avg	Long	TD
L.Fitzgerald	109	1156	10.6	37	6
J.Gresham	33	322	9.8	21	2
A.Ellington	33	297	9.0	24	0
Ja.Brown	31	477	15.4	52t	4
J.Nelson	29	508	17.5	46	2
Jo.Brown	21	299	14.2	52	3
D.Foster	17	133	7.8	20	0
R.Seals-Jones	12	201	16.8	29t	3
T.Niklas	11	132	12.0	21	1
K.Williams	10	93	9.3	25	0
A.Peterson	9	66	7.3	13	0
D.Johnson	6	67	11.2	24	0
B.Golden	5	70	14.0	29	0
C.Johnson	5	43	8.6	15	0
E.Penny	4	38	9.5	18	0
C.Williams	3	31	10.3	15	0
I.Momah	1	46	46.0	46	0
G.Holmes	0	0	0	0	0
Team	339	3979	11.7	52t	21
Opponents	343	3796	11.1	72t	24

## INTERCEPTIONS

	No.	Yds	Avg	Long	TD
A.Bethea	5	51	10.2	21	0
T.Mathieu	2	16	8.0	15	0
T.Williams	2	12	6.0	12	0
J.Bethel	1	82	82.0	82t	1
D.Bucannon	1	39	39.0	39	0
J.Bynes	1	25	25.0	25	0
P.Peterson	1	22	22.0	22	0
K.Martin	1	7	7.0	7	0
K.Dansby	1	4	4.0	4	0
Team	15	258	17.2	82t	1
Opponents	18	306	17.0	46	2

## PUNT RETURNS

	Ret	FC	Yds	Avg	Long	TD
K.Williams	21	20	137	6.5	20	0
P.Peterson	13	9	88	6.8	19	0
B.Golden	7	1	63	9.0	15	0
Team	41	30	288	7.0	20	0
Opponents	48	13	506	10.5	76	0

## KICKOFF RETURNS

	No.	Yds	Avg	Long	TD
K.Williams	16	326	20.4	28	0
D.Foster	8	184	23.0	55	0
B.Golden	4	81	20.3	26	0
T.Niklas	1	1	1.0	1	0
Team	29	592	20.4	55	0
Opponents	40	880	22.0	99t	1

## PUNTING

	No	Yds	Avg	Net	TB	In	Lg	B
A.Lee	88	4159	47.3	39.7	8	29	63	0
Team	88	4159	47.3	39.7	8	29	63	0
Opponents	95	4433	46.7	42.6	5	32	70	0

## PUNT RETURNS

	Ret	FC	Yds	Avg	Long	TD
K.Williams	21	20	137	6.5	20	0
P.Peterson	13	9	88	6.8	19	0
B.Golden	7	1	63	9.0	15	0
Team	41	30	288	7.0	20	0
Opponents	48	13	506	10.5	76	0

## KICKOFF RETURNS

	No.	Yds	Avg	Long	TD
K.Williams	16	326	20.4	28	0
D.Foster	8	184	23.0	55	0
B.Golden	4	81	20.3	26	0
T.Niklas	1	1	1.0	1	0
Team	29	592	20.4	55	0
Opponents	40	880	22.0	99t	1

## FIELD GOALS

	1-19	20-29	30-39	40-49	50+
P.Dawson	1/1	7/7	10/14	10/13	4/5
Team	1/1	7/7	10/14	10/13	4/5
Opponents	0/0	7/7	7/8	9/10	3/4

## USUAL STARTING LINEUP

Offense	Defense
WR... Larry Fitzgerald	DL... Josh Mauro
LT... D.J. Humphries	DL... Corey Peters
LG... Alex Boone	DL... Frostee Rucker
C... A.Q. Shipley	SAM... Chandler Jones
RG... Earl Watford	ILB... Deone Bucannon
RT... Jared Veldeher	SLB... Carlos Dansby
WR... Aaron Brown	WILL... Kareem Martin
WR... J.J. Nelson	CB... Patrick Peterson
TE... Jeremie Gresham	CB... Travon Williams
QB... Carson Palmer	LB... Tyrion Branch
RB... Adrian Peterson	FS... Tyrion Mathieu

## NOTES

The Cardinals ended 179 combined missed games by 31 different injured players, including 15 injured reserve, to finish 8-8 ... posted a 5-3 record at University of Phoenix Stadium, marking a franchise record five consecutive seasons with a winning record at home ... had the NFL's #6 ranked defense (310.9 ypg), marking the first three-year stretch since the 1970 NFL-AFL merger in which Arizona has had top-10 defenses (#2 in 2016 and #5 in 2015) ... won both overtime contests to improve Arizona's NFL-best OT win percentage to .611 (26-16-3) ... became the first team since 2007 (Bears and Panthers) to have three QBs win multiple games: Carson Palmer (three), Drew Stanton (three) and Blaine Gabbert (two) ... head coach Bruce Arians announced his retirement after claiming his franchise-record 50th win (including postseason) in the season finale ... Arizona's 50 wins during the Arians era (2013-17) marked the most victories his head coach has ever posted in his first season ... Chandler Jones led the NFL with a franchise record 17 sacks, 28 tackles for loss and 38 QB hits, earning Pro Bowl and first-team All-Pro recognition ... Larry Fitzgerald earned his franchise record 11th career Pro Bowl selection after matching his own single-season team record with 109 receptions, becoming the oldest player in NFL history to collect 100+ catches in a season ... Palmer announced his retirement after a five-year Cardinals tenure in which he totaled a 38-21-1 record (.642) as a starter and became just the fourth QB in NFL history to throw at least 100 TD passes with multiple teams: Arizona (105) and Cincinnati (154) ... Patrick Peterson joined Hall of Famers Jim Brown and Barry Sanders as the only NFL players to be chosen to seven Pro Bowls before their 28th birthday ... Arizona's second-round selection, Budda Baker, was named first-team All-Pro as a special teamer and became the first Cardinals rookie since Peterson in 2011 to earn a Pro Bowl invite ... Antoine Bethea completed his 12th NFL season, first with the Cardinals, with a team-leading and career-high five INTs ... Carlos Dansby returned for his third stint with the Cardinals and recorded a team-high 106 tackles (his 10th-career 100-tackle campaign) and his 20th-career INT, making him just the fifth player in NFL history to collect 20+ INTs and 40+ sacks ... Andy Lee established a single-season franchise record with a 47.3-yard punting average ... for the 12th consecutive season, the team sold out every home game, bringing the streak to 124 consecutive sellouts dating back to 2006.

## FINAL NFC WEST STANDINGS

Team	W	L	T	Pct.	Pts.	OP
Los Angeles	11	5	0	.688	478	329
Seattle	9	7	0	.563	366	332
Arizona	8	8	0	.500	295	361
San Francisco	6	10	0	.375	331	383



## 2018 (3-13)

### HEAD COACH STEVE WILKS

Sept. 9	Washington	L	6-24	61,613
Sept. 16	At LA Rams	L	0-34	66,515
Sept. 23	Chicago	L	14-16	62,163
Sept. 30	Seattle	L	17-20	61,845
Oct. 7	At San Francisco	W	28-18	68,337
Oct. 14	At Minnesota	L	17-27	66,801
Oct. 18	Denver	L	10-45	62,359
Oct. 28	San Francisco	W	18-15	61,923
Nov. 4	Open Date			
Nov. 11	At Kansas City	L	14-26	76,712
Nov. 18	Oakland	L	21-23	62,435
Nov. 25	At LA Chargers	L	10-45	25,343
Dec. 2	At Green Bay	W	20-17	77,234
Dec. 9	Detroit	L	3-17	62,014
Dec. 16	At Atlanta	L	14-40	72,084
Dec. 23	LA Rams	L	9-31	61,759
Dec. 30	At Seattle	L	24-27	68,990
			225-425	
	Home 1-7 (496,111). Away 2-6 (522,016).			

### TEAM STATISTICS

	Cards	Opp.
<b>Total First Downs</b> .....	<b>239</b>	<b>357</b>
Rushing	76	139
Passing	137	186
Penalty	26	32
3rd Down: Made/Att	58/199	78/205
3rd Down Pct.	29.1%	38.0%
4th Down: Made/Att	6/16	8/13
4th Down Pct.	37.5%	61.5%
<b>Possession Avg.</b> .....	<b>26:33</b>	<b>33:27</b>
<b>Total Net Yards</b> .....	<b>3865</b>	<b>5741</b>
Avg. Per Game	241.6	358.8
Total Plays	902	1065
Avg. Per Play	4.3	5.4
<b>Net Yards Rushing</b> ....	<b>1342</b>	<b>2479</b>
Avg. Per Game	83.9	154.9
Total Rushes	355	510
<b>Net Yards Passing</b> .....	<b>2523</b>	<b>3262</b>
Avg. Per Game	157.7	203.9
Sacked/Yards Lost	52/361	49/333
Gross Yards	2884	3595
Att./Completions	495/283	506/342
Completion Pct.	57.2%	67.6%
Had Intercepted	18	7
<b>Punts/Average</b> .....	<b>94/48.6</b>	<b>80/45.5</b>
<b>Net Punting Yards</b> .....	<b>42.6</b>	<b>39.3</b>
<b>Penalties/Yards</b> .....	<b>101/786</b>	<b>100/790</b>
<b>Fumbles/Ball Lost</b> ....	<b>23/10</b>	<b>20/9</b>
<b>Touchdowns</b> .....	<b>27</b>	<b>50</b>
Rushing	9	25
Passing	15	21
Returns	3	4

### SCORE BY PERIODS

	Q1	Q2	Q3	Q4	OT	Pts
Team	71	50	32	72	0	225
Opponents	87	158	100	80	0	425

### SCORING

	TD	Ru	Pa	Rt	PAT	FG	2Pt	Pts
D.Johnson	10	7	3	0	0/0	0/0	1	62
L.Fitzgerald	6	0	6	0	0/0	0/0	1	38
P.Dawson	0	0	0	0	15/15	5/8	0	30
Z.Gonzalez	0	0	0	0	5/6	7/9	0	26
C.Kirk	3	0	3	0	0/0	0/0	18	12
C.Edmonds	2	2	0	0	0/0	0/0	0	12
T.Sherfield	1	0	1	0	0/0	0/0	0	6
B.Baker	1	0	1	0	0/0	0/0	0	6
C.Williams	1	0	1	0	0/0	0/0	0	6
D.Gardocki	1	0	0	1	0/0	0/0	0	6
J.Bynes	1	0	0	1	0/0	0/0	0	6
R.Seals-Jones	1	0	1	0	0/0	0/0	0	6
M.McCrane	0	0	0	0	3/3	0/0	0	3
<b>Team</b>	<b>27</b>	<b>9</b>	<b>15</b>	<b>3</b>	<b>23/24</b>	<b>12/17</b>	<b>2</b>	<b>225</b>
<b>Opponents</b>	<b>50</b>	<b>25</b>	<b>21</b>	<b>4</b>	<b>42/42</b>	<b>25/31</b>	<b>3</b>	<b>425</b>
2-Pt. Conversions: Team 2/3, Opponents: 3/8								

### PASSING

	Att	Cmp	Yds	Cmp%	Yds/Att	TD	TD%
J.Rosen	393	217	2278	55.2%	5.8	11	2.8%
S.Bradford	80	50	400	62.5%	5.0	2	2.5%
M.Glennon	21	15	174	71.4%	8.3	1	4.8%
L.Fitzgerald	1	1	32	100.0%	32.0	1	100.0%
<b>Team</b>	<b>495</b>	<b>283</b>	<b>2884</b>	<b>57.2%</b>	<b>5.8</b>	<b>15</b>	<b>3.0%</b>
<b>Opponents</b>	<b>506</b>	<b>342</b>	<b>3595</b>	<b>67.6%</b>	<b>7.1</b>	<b>21</b>	<b>4.2%</b>

### SACKS

C.Jones 13.0, R.Gunter 4.5, R.Nkemdiche 4.5, H.Reddick 4.0, B.Mayowa 4.0, Z.Moore 3.5, A.Bethea 3.0, M.Golden 2.5, C.Peters 2.5, J.Bynes 2.0, B.Baker 2.0, D.Bucannon 1.0, C.Malveaux 1.0, P.Peterson 1.0, B.Benwikere 0.5  
**Team: 49.0, Opponents: 52.0**

### RUSHING

	No.	Yds	Avg	Long	TD
D.Johnson	258	940	3.6	53	7
C.Edmonds	60	208	3.5	29	2
J.Rosen	23	138	6.0	33	0
C.Kirk	3	35	11.7	23	0
C.Williams	1	9	9.0	9	0
S.Bradford	2	7	3.5	8	0
D.Coleman	2	3	1.5	2	0
T.Logan	2	2	1.0	5	0
J.Nelson	4	0	0.0	8	0
<b>Team</b>	<b>355</b>	<b>1342</b>	<b>3.8</b>	<b>53</b>	<b>9</b>
<b>Opponents</b>	<b>510</b>	<b>2479</b>	<b>4.9</b>	<b>65</b>	<b>25</b>

### RECEIVING

	No.	Yds	Avg	Long	TD
L.Fitzgerald	69	734	10.6	37	6
D.Johnson	50	446	8.9	40	3
C.Kirk	43	590	13.7	75t	3
R.Seals-Jones	34	343	10.1	40	1
C.Edmonds	20	103	5.2	13	0
T.Sherfield	19	210	11.1	21	1
C.Williams	17	171	10.1	22t	1
J.Gresham	9	94	10.4	26	0
J.Nelson	7	64	9.1	17	0
T.Logan	7	37	5.3	17	0
J.Philips	3	38	12.7	24	0
J.Tolliver	3	37	12.3	15	0
D.Coleman	2	17	8.5	12	0
<b>Team</b>	<b>283</b>	<b>2884</b>	<b>10.2</b>	<b>75t</b>	<b>15</b>
<b>Opponents</b>	<b>342</b>	<b>3595</b>	<b>10.5</b>	<b>64t</b>	<b>21</b>

### INTERCEPTIONS

	No.	Yds	Avg	Long	TD
T.Boston	3	9	3.0	9	0
P.Peterson	2	0	0.0	0	0
D.Ameron	1	25	25.0	25	0
B.Benwikere	1	21	21.0	21	0
<b>Team</b>	<b>7</b>	<b>55</b>	<b>7.9</b>	<b>25</b>	<b>0</b>
<b>Opponents</b>	<b>18</b>	<b>298</b>	<b>16.6</b>	<b>67t</b>	<b>4</b>

### PUNT RETURNS

	Ret	FC	Yds	Avg	Long	TD
C.Kirk	21	17	164	7.8	44	0
P.Peterson	9	4	64	7.1	16	0
P.Cooper	6	0	67	11.2	45	0
<b>Team</b>	<b>36</b>	<b>21</b>	<b>295</b>	<b>8.2</b>	<b>45</b>	<b>0</b>
<b>Opponents</b>	<b>44</b>	<b>24</b>	<b>420</b>	<b>9.5</b>	<b>60</b>	<b>0</b>

### KICKOFF RETURNS

	No.	Yds	Avg	Long	TD
T.Logan	12	296	24.7	36	0
B.Williams	10	192	19.2	29	0
C.Edmonds	3	48	16.0	18	0
<b>Team</b>	<b>25</b>	<b>536</b>	<b>21.4</b>	<b>36</b>	<b>0</b>
<b>Opponents</b>	<b>27</b>	<b>583</b>	<b>21.6</b>	<b>40</b>	<b>0</b>

### PUNTING

	No	Yds	Avg	Net	TB	In	Lg	B
A.Lee	94	4568	48.6	42.6	7	32	64	0
<b>Team</b>	<b>94</b>	<b>4568</b>	<b>48.6</b>	<b>42.6</b>	<b>7</b>	<b>32</b>	<b>64</b>	<b>0</b>
<b>Opponents</b>	<b>80</b>	<b>3638</b>	<b>45.5</b>	<b>39.3</b>	<b>10</b>	<b>29</b>	<b>65</b>	<b>1</b>

### FIELD GOALS

	1-19	20-29	30-39	40-49	50+
Z.Gonzalez	0/0	1/1	2/2	2/2	2/4
P.Dawson	0/0	2/2	2/2	1/3	0/1
<b>Team</b>	<b>0/0</b>	<b>3/3</b>	<b>4/4</b>	<b>3/5</b>	<b>2/5</b>
<b>Opponents</b>	<b>0/0</b>	<b>7/7</b>	<b>7/8</b>	<b>10/13</b>	<b>1/3</b>

## USUAL STARTING LINEUP

Offense	Defense
WR ... Larry Fitzgerald	DE ... Markus Golden
LT ... D.J. Humphries	DT ... Corey Peters
LG ... Mike Lupat	DT ... Rodney Gunter
C ... Mason Cole	DE ... Chandler Jones
RG ... Justin Pugh	LB ... Josh Byrnes
RT ... Andre Smith	LB ... Haason Reddick
WR ... Christian Kirk	S ... The Boston
WR ... Chad Williams	CB ... Patrick Peterson
TE ... Jermaine Gresham	CB ... Ben Benwikere
QB ... Josh Rosen	SS ... Budda Baker
RB ... David Johnson	FS ... Antoine Bethea

## NOTES

The Cardinals finished 3-13 with an injury-stricken roster that underwent 307 transactions and featured an NFL-high 77 different players who appeared in at least one game for the team ... had 17 players finish the season on injured reserve, including 10 who were placed on IR in final five weeks ... played 14 different rookies, eight of whom started at least one game, and four appeared in all 16 contests ... started 10 different combinations along the offensive line, including a different starting five in seven consecutive games (Weeks 7-14) ... had an NFL-high 11 players record multiple sacks (1.5 or more) and tied for fifth in the league with 49 sacks, the fourth-highest single-season total in franchise history ... swept the season series against San Francisco for the fourth consecutive season, extending the NFL's longest active winning streak against a division opponent to eight ... won a 20-17 road battle over the Packers in Week 13, giving Arizona its first-ever win at Lambeau Field and first road win against Green Bay since 1949 ... **Larry Fitzgerald** finished his 15th NFL season with 16,279 career receiving yards and 1,303 career receptions, ranking second and third in league history, respectively ... passed Hall of Famer Jerry Rice (1,281 with the 49ers) for the most receptions with a single team in NFL history ... **Tim Bakk** for the most games played in franchise history with 234 ... **Patrick Peterson** joined Hall of Famers Jim Brown and Barry Sanders as the only NFL players to be chosen to eight Pro Bowls before their 29th birthday ... he allowed the NFL's fewest interceptions (30) among cornerbacks who played at least 80 percent of defensive snaps, according to PFF ... **Chandler Jones** recorded 13.0 sacks, becoming the first player in franchise history with at least 10.0 sacks in three consecutive seasons (17.0 in 2017 and 11.0 in 2016) ... **David Johnson** had his third season with at least 10 TDs (seven rushing and three receiving), joining Fitzgerald (five) as the only players in team history with at least three such campaigns ... **Antoine Bethea** played his 13th NFL season and had his 10th-career 100-tackle season with a team-leading 133 stops ... **Josh Rosen** became the youngest quarterback to start (21 years, 232 days) and win (21 years, 239 days) a game in team history ... also became the youngest Super Bowl era quarterback (21 years, 260 days) to lead a double-digit fourth-quarter comeback win (Week 8 against the 49ers) ... **Budda Baker** was one of just three NFL safeties with at least 100 tackles, 2.0 sacks and eight tackles for loss in 2018 ... **Mason Cole** was the only Cardinal and one of just three rookie offensive linemen in the NFL to play every offensive snap ... **Christian Kirk** ranked second and third among rookie receivers, respectively, with 43 receptions and 590 receiving yards through Week 13 before suffering a season-ending injury ... **Andy Lee** led the NFL and broke his own single-season franchise record with a 48.6-yard gross punting average ... for the 13th consecutive season, the team sold out every home game, bringing the streak to 134 consecutive sellouts at State Farm Stadium dating back to 2006.

## FINAL NFC WEST

### STANDINGS

Team	W	L	T	Pct.	Pts.	OP
Los Angeles	13	3	0	.813	527	384
Seattle	10	6	0	.625	428	347
San Francisco	4	12	0	.250	342	435
Arizona	3	13	0	.188	225	425





## PRESEASON RESULTS

## 1946 (2-0)

Sept. 8	At Newark Bears	W	48-6	10,800
Sept. 13	Greensboro Generals	W	47-0	5,000

## 1947 (3-0)

Sept. 5	Philadelphia (At Buffalo, N.Y.)	W	38-21	16,282
Sept. 10	N.Y. Giants	W	52-21	39,850
Sept. 19	Boston Yanks (At Dallas, Tex.)	W	7-3	16,000

## 1948 (4-0)

Aug. 20	College All-Stars (At Chicago-Soldier Field)	W	28-0	101,220
Sept. 6	Washington (At Denver, Colo.)	W	46-20	17,782
Sept. 10	At Philadelphia	W	23-9	65,000
Sept. 19	Pittsburgh (At Chicago-Wrigley Field)	W	35-14	16,834

## 1949 (4-1)

Aug. 29	Philadelphia	L	14-51	36,236
Sept. 2	N.Y. Bulldogs (At Allentown, Pa.)	W	24-21	8,316
Sept. 10	Washington (At Birmingham, Ala.)	W	24-10	25,000
Sept. 14	At Pittsburgh	W	30-7	17,983
Sept. 18	Wilkes-Barre Barons (At Pittston, Pa.)	W	49-6	3,519

## 1950 (1-5)

Aug. 16	At Green Bay	L	14-17	20,136
Aug. 19	N.Y. Yanks (At Des Moines, Ia.)	L	10-23	12,000
Aug. 23	At L.A. Rams	L	31-34	16,919
Aug. 26	Washington (At Denver, Colo.)	L	7-31	17,302
Sept. 1	San Francisco	W	28-21	29,207
Sept. 9	Detroit (Birmingham, Ala.)	L	16-24	15,000

## 1951 (2-3)

Aug. 25	At Green Bay	L	14-17	16,168
Aug. 31	N.Y. Yanks	W	28-7	20,165
Sept. 8	L.A. Rams (At Salt Lake City, Utah)	W	36-21	18,000
Sept. 15	Detroit (At San Antonio, Tex.)	L	7-21	19,510
Sept. 23	San Francisco (At Omaha, Neb.)	L	17-37	10,000

## 1952 (3-3)

Aug. 18	Detroit (At Amarillo, Tex.)	L	13-28	10,500
Aug. 24	At San Francisco	L	14-38	34,109
Aug. 30	L.A. Rams (At Portland, Ore.)	L	14-24	30,000
Sept. 7	Green Bay	W	38-7	15,497
Sept. 13	Camp Polk (At Camp Polk, La.)	W	66-7	6,000
Sept. 20	Dallas Texans (At Houston, Tex.)	W	10-0	12,500

## 1953 (2-2-1)

Aug. 22	Baltimore Colts (At Lubbock, Tex.)	L	7-10	3,000
Aug. 29	Green Bay (At Spokane, Wash.)	W	13-7	17,000
Sept. 7	L.A. Rams (At Portland, Ore.)	W	23-10	26,210
Sept. 13	At San Francisco	T	14-14	22,736
Sept. 20	At Chicago Bears	L	13-14	25,840

## 1954 (2-5)

Aug. 14	Green Bay (At Minneapolis, Minn.)	W	27-10	21,000
Aug. 18	Chicago Bears (At Chattanooga, Tenn.)	W	19-0	12,000

Aug. 21	N.Y. Giants (At Spokane, Wash.)	L	0-30	10,000
Aug. 29	At San Francisco	L	7-42	24,559
Sept. 4	L.A. Rams (At Portland, Ore.)	L	17-51	19,295
Sept. 11	Philadelphia (At St. Louis, Mo.)	L	0-30	10,000
Sept. 15	Baltimore Colts	L	2-20	18,581

## 1955 (1-4)

Aug. 20	Chicago Bears (At Jacksonville, Fla.)	W	21-6	24,000
Aug. 28	Detroit	L	16-17	12,621
Sept. 4	At San Francisco	L	7-43	33,579

## 1956 (1-5)

Aug. 18	Chicago Bears (At Jacksonville, Fla.)	L	7-31	22,000
Aug. 25	Detroit (At Mobile, Ala.)	W	20-17	20,000
Sept. 2	At San Francisco	L	13-14	28,758
Sept. 7	At L.A. Rams	L	21-69	35,855
Sept. 15	Green Bay (At St. Louis, Mo.)	L	20-21	31,454
Sept. 23	N.Y. Giants (At Memphis, Tenn.)	L	7-42	Unknown

## 1957 (1-5)

Aug. 16	Green Bay (At Miami, Fla.)	L	16-20	20,820
Aug. 24	Green Bay (At Austin, Tex.)	L	14-17	20,000
Aug. 31	L.A. Rams (At Portland, Ore.)	L	21-63	21,108
Sept. 7	San Francisco (At Seattle, Wash.)	L	21-27	28,000
Sept. 15	Baltimore Colts (At Louisville, Ky.)	L	9-27	17,216
Sept. 21	Baltimore Colts (At St. Louis, Mo.)	W	27-21	21,182

## 1958 (2-3-1)

Aug. 17	Chicago Bears (At Buffalo, N.Y.)	L	7-10	15,000
Aug. 23	Baltimore Colts (At Austin, Tex.)	T	31-31	14,000
Aug. 31	At San Francisco	L	31-55	23,997
Sept. 6	L.A. Rams (At Seattle, Wash.)	W	27-26	31,500
Sept. 12	Pittsburgh (At St. Louis, Mo.)	L	31-55	25,302
Sept. 21	Green Bay (At Minneapolis, Minn.)	W	31-24	18,520

## 1959 (4-3)

Aug. 5	At Toronto Argonauts	W	55-27	27,152
Aug. 15	Detroit (At Norman, Okla.)	L	19-21	40,000
Aug. 22	Pittsburgh	W	21-10	15,000
Aug. 29	At L.A. Rams	L	21-34	52,013
Sept. 5	San Francisco (At Seattle, Wash.)	W	27-24	23,000
Sept. 11	Pittsburgh (At St. Louis, Mo.)	L	13-21	30,055
Sept. 20	Baltimore Colts (At Louisville, Ky.)	W	31-17	16,671

## 1960 (4-2)

Aug. 13	Dallas (At San Antonio, Tex.)	W	20-13	14,000
Aug. 20	Detroit (At Toledo, Ohio)	L	21-24	8,036
Aug. 26	Baltimore (At Charleston, S.C.)	W	31-21	14,000
Sept. 5	At Green Bay	L	14-35	20,668
Sept. 9	Philadelphia	W	35-14	23,666
Sept. 18	At San Francisco	W	24-17	13,021



## 1961 (1-4)

Aug. 2	At Toronto (Vs. CFL Argonauts)	W	36-7	24,376
Aug. 18	Green Bay	L	10-31	31,056
Aug. 26	Pittsburgh (At Jacksonville, Fla.)	L	14-24	13,090
Sept. 1	At Detroit	L	7-20	12,621
Sept. 9	Philadelphia (At Hershey, Pa.)	L	0-27	13,392

## 1962 (1-3-1)

Aug. 11	N.Y. Giants (At Canton, Ohio)	T	21-21	15,000
Aug. 18	Green Bay (At Jacksonville, Fla.)	L	14-21	21,622
Aug. 25	At Minnesota	W	24-21	15,500
Sept. 1	Detroit (At Omaha, Neb.)	L	14-19	13,319
Sept. 7	Detroit	L	0-14	32,439

## 1963 (2-2)

Aug. 16	San Francisco (At Salt Lake City, Utah)	W	24-22	19,038
Aug. 24	Detroit (At Omaha, Neb.)	L	17-22	14,400
Aug. 31	At Chicago Bears	W	17-14	60,884
Sept. 6	Minnesota	L	0-35	30,842

## 1964 (3-2)

Aug. 8	Green Bay (At New Orleans, La.)	W	20-7	63,000
Aug. 15	Minnesota (At Atlanta, Ga.)	L	10-24	10,500
Aug. 21	Baltimore	W	30-21	32,069
Aug. 28	At Chicago Bears	W	7-3	50,173
Sept. 5	Washington (At Norfolk, Va.)	L	10-17	20,642

## 1965 (1-3-1)

Aug. 14	Baltimore (At New Orleans, La.)	L	10-22	75,229
Aug. 21	Washington (At Richmond, Va.)	L	7-13	19,000
Aug. 27	San Francisco	T	17-17	29,831
Sept. 3	At Chicago Bears	W	25-3	52,648
Sept. 11	At Green Bay	L	13-31	50,858

## 1966 (2-3)

Aug. 6	Atlanta	W	20-10	34,303
Aug. 11	At Detroit	W	28-14	24,011
Aug. 19	Baltimore	L	7-33	28,304
Aug. 27	At L.A. Rams	L	14-32	33,172
Sept. 2	At Chicago Bears	L	20-22	58,620

## 1967 (1-4)

Aug. 12	New Orleans (At Shreveport, La.)	L	14-23	28,500
Aug. 21	Baltimore	W	9-5	34,054
Aug. 26	Pittsburgh (At Nashville, Tenn.)	L	13-24	10,376
Sept. 1	At Chicago Bears	L	14-42	41,079
Sept. 8	Detroit	L	7-21	18,083

## 1968 (3-2)

Aug. 9	Pittsburgh	W	24-7	26,811
Aug. 17	At Kansas City	L	10-13	47,462
Aug. 25	N.Y. Giants (At New Haven, Conn.)	W	18-10	53,776
Sept. 1	Minnesota	W	31-28	25,233
Sept. 6	At Chicago Bears	L	17-19	59,681

## 1969 (4-2)

Aug. 9	N.Y. Jets	W	13-6	50,372
Aug. 16	Pittsburgh (At Norfolk, Va.)	W	27-13	13,815
Aug. 23	Minnesota (At Memphis, Tenn.)	L	13-41	34,416
Aug. 29	Kansas City	L	21-31	48,006
Sept. 7	At San Francisco	W	21-10	32,506
Sept. 21	At Chicago Bears	W	37-31	61,227

## 1970 (3-2)

Aug. 15	At Denver	L	16-26	36,327
Aug. 22	Cincinnati	W	41-20	15,864
Aug. 29	Chicago Bears	W	24-3	38,888
Sept. 5	San Diego (At Cleveland, Ohio)	L	27-38	83,043
Sept. 12	Kansas City	W	34-24	50,661

## 1971 (2-2-1)

Aug. 14	Houston	W	16-14	40,993
Aug. 21	At Washington	L	13-20	40,228
Aug. 28	At Cincinnati	L	21-22	55,493
Sept. 4	At Kansas City	T	17-17	36,743
Sept. 10	Cleveland	W	27-13	46,171

## 1972 (4-2)

Aug. 4	At Buffalo	W	27-10	38,338
Aug. 12	At Kansas City	L	14-24	78,190
Aug. 19	Denver	W	17-13	34,506
Aug. 24	At Houston	L	24-33	38,596
Sept. 2	At Green Bay	W	31-10	56,263
Sept. 9	Chicago Bears	W	33-14	48,112

## 1973 (2-3)

Aug. 11	At San Diego	W	17-13	40,447
Aug. 18	At Denver	L	17-38	39,088
Aug. 25	N.Y. Jets	W	13-10	41,040
Sept. 1	At Chicago Bears	L	20-31	55,701
Sept. 7	Kansas City	L	7-16	49,486

## 1974 (3-4)

July 27	Buffalo (At Canton, Ohio)	W	17-13	17,286
Aug. 3	Chicago (At Champaign, Ill.)	W	10-0	12,877
Aug. 10	Green Bay (At Milwaukee, Wis.)	L	0-13	43,000
Aug. 17	San Diego, (At Seattle, Wash.)	W	48-14	5,383
Aug. 23	N.Y. Jets	L	7-20	39,643
Aug. 31	Minnesota	L	10-14	38,040
Sept. 6	At Kansas City	L	16-31	46,067

## 1975 (3-3)

Aug. 9	At Kansas City	W	10-3	40,081
Aug. 16	N.Y. Jets	L	13-14	41,265
Aug. 23	Chicago (At Champaign, Ill.)	L	13-14	19,127
Aug. 30	San Diego	W	14-9	37,468
Sept. 6	At Minnesota	W	13-6	46,975
Sept. 14	At Denver	L	17-21	45,631

## 1976 (4-2)

July 31	N.Y. Jets	W	13-12	16,168
Aug. 7	Oakland (At Tempe, Ariz.)	L	9-20	33,216
Aug. 16	San Diego (At Tokyo)	W	20-10	38,000
Aug. 21	At Chicago Bears	W	20-14	55,755
Aug. 28	Denver	L	17-21	39,808
Sept. 3	Kansas City	W	31-14	42,997

## 1977 (1-5)

Aug. 6	Atlanta	L	0-3	24,667
Aug. 13	At Denver	L	7-15	44,001
Aug. 19	At Cleveland	L	10-19	31,308
Aug. 27	Cincinnati	L	9-33	44,876
Sept. 2	Chicago Bears	W	23-14	45,074
Sept. 10	At Kansas City	L	20-37	38,480

## 1978 (2-2)

Aug. 5	At Miami	L	7-28	46,657
Aug. 12	At Chicago Bears	W	26-14	52,732
Aug. 19	At Green Bay	L	17-23	50,423
Aug. 26	At Kansas City	W	12-7	40,884

## 1979 (2-2)

Aug. 2	At Houston	L	7-9	46,252
Aug. 9	Atlanta	W	42-17	39,705
Aug. 18	At Kansas City	L	3-20	43,214
Aug. 25	Chicago Bears	W	10-7	43,541

**1980 (2-2)**

Aug. 9	At New Orleans	L	13-17	57,923
Aug. 16	At Tampa Bay	W	21-14	68,384
Aug. 23	Kansas City	L	10-20	41,687
Aug. 30	At Chicago Bears	W	21-13	56,866

**1981 (3-1)**

Aug. 8	At San Diego	W	12-10	49,234
Aug. 14	At Seattle	W	30-21	55,520
Aug. 22	At Kansas City	W	16-3	42,550
Aug. 29	Chicago Bears	L	27-31	48,793

**1982 (1-3)**

Aug. 13	At Seattle	L	0-14	55,525
Aug. 21	At San Francisco	L	13-16	51,931
Aug. 28	At Chicago Bears	W	10-3	62,078
Sept. 4	Kansas City	L	6-10	39,926

**1983 (1-3)**

Aug. 6	Minnesota (At London)	L	10-28	32,847
Aug. 13	Chicago Bears (OT)	W	27-24	31,375
Aug. 20	At Kansas City	L	16-17	34,070
Aug. 27	Green Bay	L	27-39	33,041

**1984 (3-1)**

Aug. 4	At Chicago Bears	W	19-10	34,399
Aug. 10	Kansas City	W	14-10	30,223
Aug. 17	At Seattle	L	7-17	53,772
Aug. 24	Minnesota	W	31-0	31,210

**1985 (2-2)**

Aug. 9	Chicago Bears	W	10-3	36,305
Aug. 15	At L.A. Rams	L	7-39	40,518
Aug. 23	Pittsburgh	W	14-6	36,237
Aug. 31	At Kansas City	L	13-17	38,618

**1986 (2-3)**

Aug. 2	New England (At Canton, OH)	L	16-21	22,739
Aug. 9	At Tampa Bay	W	26-10	31,550
Aug. 16	Kansas City	L	26-27	30,305
Aug. 23	At Chicago Bears	W	14-7	66,030
Aug. 29	At San Diego	L	17-24	44,744

**1987 (2-2)**

Aug. 15	At Cleveland	L	16-31	78,650
Aug. 22	Seattle	W	28-21	25,309
Aug. 31	At Chicago Bears	W	20-16	66,030
Sept. 6	Kansas City (OT)	L	10-13	62,353

(At Memphis, Tenn.)

**1988 (1-3)**

Aug. 4	At Seattle	L	7-21	54,778
Aug. 12	New Orleans*	L	28-33	51,987
Aug. 21	Minnesota (OT)	L	16-19	46,249
Aug. 25	At Kansas City	W	41-21	36,883

\*First game in Arizona as Phoenix Cardinals

**1989 (1-3)**

Aug. 11	Seattle	L	10-16	37,158
Aug. 21	At L.A. Rams	L	20-23	39,666
Aug. 26	Cleveland	W	21-7	36,667
Sept. 1	At San Diego	L	20-21	41,453

**1990 (0-4)**

Aug. 11	Seattle	L	9-34	31,316
Aug. 18	Chicago	L	9-17	42,016
Aug. 25	At L.A. Rams	L	7-27	44,134
Aug. 31	At Denver	L	14-25	71,082

**1991 (4-0)**

Aug. 3	At Seattle	W	31-13	49,448
Aug. 11	At Chicago	W	12-10	55,513
Aug. 17	New England	W	46-0	51,070
Aug. 23	Denver	W	34-10	38,372

**1992 (3-1)**

Aug. 8	San Diego	W	35-14	28,298
Aug. 15	Chicago	W	20-17	47,026
Aug. 22	At Seattle	L	10-17	51,007
Aug. 26	At Denver	W	21-17	66,743

**1993 (3-1)**

Aug. 7	L.A. Rams	W	24-13	36,803
Aug. 14	At Chicago	W	11-10	51,748
Aug. 21	At San Diego	L	3-10	52,309
Aug. 27	Denver	W	34-9	44,207

**1994 (1-3)**

Aug. 5	San Francisco	W	17-7	61,619
Aug. 13	Chicago	L	0-16	52,502
Aug. 19	At Detroit	L	16-24	40,657
Aug. 25	At Denver	L	21-30	70,075

**1995 (3-1)**

Aug. 5	At Houston	W	16-13	39,899
Aug. 11	Kansas City	W	22-17	37,622
Aug. 20	At Chicago	W	17-16	52,116
Aug. 25	Cleveland	L	17-31	40,903

**1996 (1-3)**

Aug. 2	Oakland	L	3-26	36,869
Aug. 10	Cincinnati	W	13-10	22,490
Aug. 17	At San Diego	L	10-32	49,442
Aug. 23	At Atlanta	L	30-31	29,306

**1997 (1-3)**

Aug. 2	At Seattle	L	6-34	49,445
Aug. 8	At St. Louis	L	0-12	56,799
Aug. 17	At Chicago	L	10-22	22,331
Aug. 22	Oakland	W	15-13	30,584

**1998 (2-2)**

Aug. 7	At Detroit (OT)	L	10-13	46,331
Aug. 14	Chicago	W	27-24	30,983
Aug. 22	Seattle	L	24-31	32,683
Aug. 29	At Oakland	W	21-14	31,858

**1999 (1-3)**

Aug. 14	At Denver	L	7-38	67,941
Aug. 20	Tennessee	W	27-17	39,641
Aug. 28	At Seattle	L	7-41	66,277
Sept. 3	Oakland	L	7-43	42,076

**2000 (1-3)**

Aug. 5	Denver	L	17-31	37,781
Aug. 12	Seattle	W	21-3	34,774
Aug. 18	At Minnesota	L	17-35	63,563
Aug. 25	At San Diego	L	20-24	42,403

**2001 (3-1)**

Aug. 11	Oakland	L	7-10	33,482
Aug. 18	At Seattle (OT)	W	16-13	47,553
Aug. 25	At Chicago	W	24-20	66,944
Aug. 31	San Diego	W	16-3	27,301

**2002 (3-1)**

Aug. 10	At San Diego	W	24-17	39,537
Aug. 17	Green Bay	L	21-29	35,716
Aug. 24	Denver	L	13-19	26,736
Aug. 29	At Oakland	L	3-31	35,738

**2003 (4-0)**

Aug. 9	Dallas	W	13-0	23,838
Aug. 16	At San Diego	W	16-10	41,267
Aug. 22	Chicago	W	27-17	22,968
Aug. 28	At Minnesota	W	31-27	63,473

**2004 (1-3)**

Aug. 15	At Minnesota	L	6-23	63,658
Aug. 21	San Diego	L	13-38	23,654
Aug. 28	Oakland	L	16-17	35,070
Sept. 2	At Denver	W	33-21	71,986

**2005 (3-1)**

Aug. 13	Dallas	W	13-11	36,787
Aug. 20	At Kansas City	W	24-17	76,173
Aug. 26	At Oakland	W	17-16	36,408
Sept. 2	Denver	L	21-30	40,888

**2006 (2-2)**

Aug. 12	Pittsburgh	W	21-13	63,400
Aug. 19	At New England	L	3-30	68,756
Aug. 25	At Chicago	W	23-16	60,828
Aug. 31	Denver	L	23-29	62,937



## 2007 (0-4)

Aug. 11	At Oakland	L	23-27	39,911
Aug. 18	Houston	L	20-33	64,405
Aug. 25	San Diego	L	31-33	64,216
Aug. 30	At Denver	L	3-21	73,282

## 2008 (2-2)

Aug. 7	New Orleans	L	10-24	63,109
Aug. 16	At Kansas City	W	27-17	70,203
Aug. 23	At Oakland	W	24-0	39,331
Aug. 29	Denver	L	14-28	63,215

## 2009 (0-4)

Aug. 13	At Pittsburgh	L	10-20	58,330
Aug. 22	San Diego	L	6-17	61,681
Aug. 28	Green Bay	L	37-44	61,753
Sept. 3	At Denver	L	0-19	72,088

## 2010 (3-1)

Aug. 14	Houston	W	19-16	61,489
Aug. 23	At Tennessee	L	10-24	69,143
Aug. 28	At Chicago	W	14-9	60,834
Sept. 2	Washington	W	20-10	61,509

## 2011 (2-2)

Aug. 11	At Oakland	W	24-18	25,699
Aug. 23	At Green Bay	L	20-28	67,688
Aug. 27	San Diego	L	31-34	60,041
Sept. 1	Denver	W	26-7	59,910

## 2012 (1-4)

Aug. 5	New Orleans (At Canton, Ohio)	L	10-17	18,100
Aug. 10	At Kansas City	L	17-27	64,212
Aug. 17	Oakland	W	31-27	59,605
Aug. 23	At Tennessee	L	27-32	69,143
Aug. 30	Denver	L	13-16	59,773

## 2013 (3-1)

Aug. 9	At Green Bay	W	17-0	73,738
Aug. 17	Dallas	W	12-7	59,698
Aug. 24	San Diego	L	7-24	59,773
Aug. 29	At Denver	W	32-24	75,465

## 2014 (1-3)

Aug. 9	Houston	W	32-0	60,540
Aug. 16	at Minnesota	L	28-30	51,763
Aug. 24	Cincinnati	L	13-19	60,580
Aug. 28	At San Diego	L	9-12	51,489

## 2015 (2-2)

Aug. 15	Kansas City	L	19-34	62,313
Aug. 22	San Diego	L	19-22	62,295
Aug. 30	At Oakland	W	30-23	50,500
Sept. 3	At Denver	W	22-20	75,032

## 2016 (1-3)

Aug. 12	Oakland	L	10-31	64,853
Aug. 19	At San Diego	L	3-19	46,524
Aug. 28	At Houston	L	24-34	71,515
Sept. 1	Denver	W	38-17	64,551

## 2017 (2-3)

Aug. 3	Dallas (At Canton, Ohio)	L	18-20	21,126
Aug. 12	Oakland	W	20-10	64,183
Aug. 19	Chicago	L	23-24	64,016
Aug. 26	At Atlanta	W	24-14	70,237
Aug. 31	At Denver	L	2-30	75,347

## 2018 (3-1)

Aug. 11	L.A. Chargers	W	24-17	61,328
Aug. 17	At New Orleans	W	20-15	73,065
Aug. 26	At Dallas	W	27-3	85,546
Aug. 30	Denver	L	10-21	61,661

## ALL-TIME PRESEASON RESULTS

Since 1970 • Team-By-Team

Opponent	W	L	T	Meeting	Opponent	W	L	T	Meeting	Opponent	W	L	T	Meeting	Opponent	W	L	T	Meeting
Atlanta	2	2	0	2017	Detroit	0	2	0	1998	New England	1	2	0	2006	Seattle	5	9	0	2001
Buffalo	2	0	0	1974	Green Bay	2	6	0	2013	New Orleans	1	4	0	2018	Tampa Bay	2	0	0	1986
Chicago	22	7	0	2017	Houston	2	2	0	2016	New York Jets	2	2	0	1976	Tennessee/Houston	3	4	0	2012
Cincinnati	2	3	0	2014	Kansas City	10	13	1	2015	Oakland	8	8	0	2017	Washington	2	0	0	2010
Cleveland	2	3	0	1995	L.A./St. Louis	1	4	0	1997	Pittsburgh	2	1	0	2009					
Dallas	4	1	0	2018	Miami	0	1	0	1978	San Diego/L.A.	10	14	0	2018					
Denver	9	18	0	2018	Minnesota	3	6	0	2014	San Francisco	1	1	0	1994					

## STEVE SCHOENFELD MEMORIAL PRESS BOX



The press box at State Farm Stadium is named in honor of Steve Schoenfeld, who covered the team and the NFL for The Arizona Republic from 1988 until 2000 when he was killed by a hit-and-run driver.

Schoenfeld worked in Tulsa and Dallas before coming to Arizona and spent the last few months of his life covering the NFL for CBS SportsLine. A tough, but fair, reporter and an eloquent writer, he was president of the Pro Football Writers Association from 1997-99, and his untimely death stunned the league.

Steve was a loving family man as well. He was devoted to his wife, Robin, and was a loving son, brother and uncle. He cared deeply about his friends, and he seemed to have thousands of them.

Said Republic colleague and current beat writer Kent Somers, "Steve never met a stranger. He not only knew everyone, he had phone numbers for them, too – and didn't hesitate to call them. It's fitting the press box is named in honor of Steve, because to him there was no better place to be on a Sunday afternoon."







## TEAM-BY-TEAM RESULTS

ATLANTA FALCONS  
(16-14)

1966	Falcons	A	16-10
1968	Cardinals	H	17-12
1971	Cardinals	A	26-9
1973	Cardinals	A	32-10
1975	Cardinals	H	23-20
1978	Cardinals	H	42-21
1980	Falcons (OT)	H	33-27
1981	Falcons	A	41-20
1982	Cardinals	A	23-20
1986	Falcons	A	33-13
1987	Cardinals	A	34-21
1989	Cardinals	H	34-20
1990	Cardinals	A	24-13
1991	Cardinals	H	16-10
1992	Falcons	A	20-17
1993	Cardinals	A	27-10
1994	Falcons	A	10-6
1995	Cardinals (OT)	H	40-37
1997	Cardinals	H	29-26
1999	Falcons	A	37-14
2001	Falcons	H	34-14
2004	Falcons	A	6-3
2006	Falcons	A	32-10
2007	Cardinals (OT)	H	30-27
2008	Cardinals	H	30-24
2010	Falcons	A	41-7
2012	Falcons	A	23-19
2013	Cardinals	H	27-13
2014	Falcons	A	29-18
2016	Falcons	A	38-19
2018	Falcons	A	40-14

\*Wild Card Playoff

BALTIMORE RAVENS  
(2-4)

1997	Cardinals	A	16-13
2000	Ravens	H	13-7
2003	Ravens	H	26-18
2007	Ravens	A	26-23
2011	Ravens	A	30-27
2015	Cardinals	H	26-18

BUFFALO BILLS  
(4-7)

1971	Cardinals	A	28-23
1975	Bills	H	32-14
1981	Cardinals	H	24-0
1984	Cardinals	H	37-7
1986	Bills	A	17-10
1990	Bills	A	45-14
1999	Bills	H	31-21
2004	Bills	A	38-14
2008	Cardinals	H	41-17
2012	Bills (OT)	H	19-16
2016	Bills	A	33-18

CAROLINA PANTHERS  
(5-11)

1995	Panthers	A	27-7
2001	Cardinals	A	30-7
2002	Cardinals	A	16-13
2003	Panthers	H	20-17
2004	Panthers	A	35-10
2005	Panthers	H	24-20
2007	Panthers	H	25-10
2008	Panthers	A	27-23
2008	Cardinals	A	33-13
2009	Panthers	H	34-21

2010	Panthers	A	19-12
2011	Cardinals	H	28-21
2013	Cardinals	H	22-6
2014	Panthers	A	*27-16
2015	Panthers	A	*49-15
2016	Panthers	A	30-20

\*Postseason Game

CHICAGO BEARS  
(28-59-6)

1920	Cardinals	A	7-6
	Bears	H	10-0
1921	Tie	H	0-0
1922	Cardinals	H	6-0
	Cardinals	A	9-0
1923	Bears	A	3-0
1924	Bears	A	6-0
	Bears	H	21-0
1925	Cardinals	H	9-0
	Tie	A	0-0
1926	Bears	H	16-0
	Bears	A	10-0
	Tie	A	0-0
1927	Bears	H	9-0
	Cardinals	A	3-0
1928	Bears	H	15-0
	Bears	A	34-0
1929	Tie	A	0-0
	Cardinals	H	40-6
1930	Bears	H	32-6
	Bears	A	6-0
1931	Bears	A	26-13
	Bears	H	18-7
1932	Tie	A	0-0
	Bears	H	34-0
1933	Bears	H	12-9
	Bears	A	22-6
1934	Bears	A	20-0
	Bears	A	17-6
1935	Tie	A	7-7
	Bears	H	13-0
1936	Bears	A	7-3
	Cardinals	H	14-7
1937	Bears	A	16-7
	Bears	H	42-28
1938	Bears	H	16-13
	Bears	A	34-28
1938	Bears	A	44-7
	Bears	H	48-7
1940	Cardinals	H	21-7
	Bears	A	31-23
1941	Bears	A	53-7
	Bears	H	34-24
1942	Bears	A	41-14
	Bears	H	21-7
1943	Bears	A	20-0
	Bears	H	35-24
1944	Bears	A	34-7
	Bears	H	49-7
1945	Cardinals	A	16-7
	Bears	H	28-20
1946	Bears	H	34-17
	Cardinals	A	35-28
1947	Cardinals	H	31-7
	Cardinals	A	30-21
1948	Bears	H	28-17
	Cardinals	A	24-21
1949	Bears	H	17-7
	Bears	A	52-21
1950	Bears	A	27-6
	Cardinals	H	20-10
1951	Cardinals	H	28-14
	Cardinals	A	24-14
1952	Cardinals	H	21-10
	Bears	A	10-7
1953	Cardinals	A	24-17
1954	Bears	H	29-7

1955	Cardinals	H	53-14
1956	Bears	A	10-3
1957	Bears	H	14-6
1958	Bears	A	30-14
1959	Bears	H	31-7
1965	Bears	A	34-13
1966	Cardinals	H	24-17
1967	Bears	A	30-3
1969	Cardinals	H	20-17
1972	Bears	H	27-10
1975	Cardinals	A	34-20
1977	Cardinals	H	16-13
1978	Bears	A	17-10
1979	Bears	A	42-6
1982	Cardinals	A	10-7
1984	Cardinals	H	38-21
1990	Bears	H	31-21
1994	Bears (OT)	H	19-16
1998	Cardinals	H	20-7
2001	Bears	A	20-13
2003	Bears	A	28-3
2006	Bears	H	24-23
2009	Cardinals	A	41-21
2012	Bears	H	28-13
2015	Cardinals	A	48-23
2018	Bears	H	16-14

CINCINNATI BENGLS  
(5-6)

1973	Bengals	A	42-24
1979	Bengals	A	34-28
1985	Cardinals	H	41-27
1988	Bengals	A	21-14
1994	Cardinals	H	28-7
1997	Bengals	A	24-21
2000	Bengals	A	24-13
2003	Cardinals	H	17-14
2007	Cardinals	A	35-27
2011	Bengals	A	23-16
2015	Cardinals	H	34-31

CLEVELAND BROWNS  
(14-33-3)

1950	Browns	A	34-24
	Browns	H	10-7
1951	Browns	H	34-17
	Browns	A	49-28
1952	Browns	A	28-13
	Browns	H	10-0
1953	Browns	H	27-7
	Browns	A	27-16
1954	Browns	A	31-7
	Browns	H	35-3
1955	Browns	H	26-20
	Browns	A	35-24
1956	Cardinals	H	9-7
	Cardinals	A	24-7
1957	Browns	H	17-7
	Browns	A	31-0
1958	Browns	A	35-28
	Browns	H	38-24
1959	Browns	H	34-7
	Browns	A	17-7
1960	Browns	A	28-27
	Tie	H	17-17
1961	Browns	A	20-17
	Browns	H	21-10
1962	Browns	H	34-7
	Browns	A	38-14
1963	Cardinals	A	20-14
	Browns	H	24-10
1964	Tie	A	33-33
	Cardinals	H	28-19
1965	Cardinals	A	49-13
	Browns	H	27-24



1966...	Cardinals	A	34-28
	Browns	H	38-10
1967...	Browns	A	20-16
	Browns	H	20-16
1968...	Cardinals	A	27-21
	Cardinals	H	27-16
1969...	Tie	A	21-21
	Browns	H	27-21
1974...	Cardinals	H	29-7
1979...	Browns	H	38-20
1985...	Cardinals (OT)	A	27-24
1988...	Browns	H	29-21
1994...	Browns	A	32-0
2000...	Cardinals	H	29-21
2003...	Browns	A	44-6
2007...	Cardinals	H	27-21
2011...	Cardinals (OT)	H	20-17
2015...	Cardinals	A	34-20



## DALLAS COWBOYS (32-56-1)

1960...	Cardinals	H	12-10
1961...	Cardinals	A	31-17
	Cardinals	H	31-13
1962...	Cardinals	A	28-24
	Cardinals	H	52-20
1963...	Cardinals	A	34-7
	Cowboys	H	28-24
1964...	Cardinals	A	16-6
	Cowboys	H	31-13
1965...	Cardinals	H	20-13
	Cowboys	A	27-13
1966...	Tie	H	10-10
	Cowboys	A	31-17
1967...	Cowboys	A	46-21
1968...	Cowboys	H	27-10
1969...	Cowboys	A	24-3
1970...	Cardinals	H	20-7
	Cardinals	A	38-0
1971...	Cowboys	H	16-13
	Cowboys	A	31-13
1972...	Cowboys	A	33-24
	Cowboys	H	27-6
1973...	Cowboys	A	45-10
	Cowboys	H	30-3
1974...	Cardinals	H	31-28
	Cowboys	A	17-14
1975...	Cowboys (OT)	A	37-31
	Cardinals	H	31-17
1976...	Cardinals	H	21-17
	Cowboys	A	19-14
1977...	Cowboys	H	30-24
	Cardinals	A	24-17
1978...	Cowboys	A	21-12
	Cowboys (OT)	H	24-21
1979...	Cowboys	H	22-21
	Cowboys	A	22-13
1980...	Cowboys	H	27-24
	Cowboys	A	31-21
1981...	Cowboys	A	30-17
	Cardinals	H	20-17
1982...	Cowboys	H	24-7
1983...	Cowboys	H	34-17
	Cowboys	A	35-14
1984...	Cardinals	A	31-20
	Cowboys	H	24-17
1985...	Cardinals	H	21-10
	Cowboys	A	35-17
1986...	Cowboys	H	31-7
	Cowboys	A	37-6
1987...	Cardinals	H	24-13
	Cowboys	A	21-16
1988...	Cowboys	H	*17-14
	Cardinals	A	16-10
1989...	Cardinals	A	19-10
	Cardinals	H	24-20
1990...	Cardinals	H	20-3
	Cowboys	A	41-10

1991...	Cowboys	H	17-9
	Cowboys	A	27-7
1992...	Cowboys	A	31-20
	Cowboys	H	16-10
1993...	Cowboys	H	17-10
	Cowboys	A	20-15
1994...	Cowboys	A	38-3
	Cowboys	H	28-21
1995...	Cowboys	A	34-20
	Cowboys	H	37-13
1996...	Cowboys	A	17-3
	Cowboys	H	10-6
1997...	Cardinals (OT)	H	25-22
	Cowboys	A	24-6
1998...	Cowboys	A	38-10
	Cowboys	H	35-28
	Cardinals	A	**20-7
1999...	Cowboys	A	35-7
	Cardinals	H	13-9
2000...	Cardinals	H	32-31
	Cowboys	A	48-7
2001...	Cowboys	A	17-3
	Cardinals	H	17-10
2002...	Cardinals	H	9-6
2003...	Cowboys	A	24-7
2005...	Cowboys	A	34-13
2006...	Cowboys	H	27-10
2008...	Cardinals (OT)	H	30-24
2010...	Cardinals	H	27-26
2011...	Cardinals (OT)	H	19-13
2014...	Cardinals	A	28-17
2017...	Cowboys	H	28-17

\*First regular-season game in Arizona

\*\*Wild Card Playoff



## DENVER BRONCOS (1-9-1)

1973...	Tie	H	17-17
1977...	Broncos	A	7-0
1989...	Broncos	H	37-0
1991...	Broncos	A	24-19
1995...	Broncos	A	38-6
2001...	Broncos	H	38-17
2002...	Broncos	A	37-7
2006...	Broncos	H	37-20
2010...	Cardinals	H	43-13
2014...	Broncos	A	41-20
2018...	Broncos	H	45-10



## DETROIT LIONS (28-35-5)

1930...	Tie	A	0-0
	Cardinals	H	23-0
1931...	Spartans	A	13-3
	Cardinals	H	20-19
1932...	Tie	A	7-7
1933...	Spartans	A	7-6
1934...	Lions	A	6-0
	Lions	H	17-13
1935...	Tie	A	10-10
	Lions	H	7-6
1936...	Lions	A	39-0
	Lions	H	14-7
1937...	Lions	A	16-7
	Lions	H	16-7
1938...	Lions	A	10-0
	Lions	H	7-3
1939...	Lions	A	21-13
	Lions	H	17-3
1940...	Tie	H	0-0
	Lions	A	43-14
1941...	Tie	H	14-14
	Lions	A	21-3
1942...	Cardinals	H	13-0
	Cardinals	A	7-0

1943...	Lions	A	35-17
	Lions	H	7-0
1944...	Lions	H	27-6
	Lions	A	21-7
1945...	Lions	H	10-0
	Lions	A	26-0
1946...	Cardinals	H	34-14
	Cardinals	A	36-14
1947...	Cardinals	H	45-21
	Cardinals	A	17-7
1948...	Cardinals	H	56-20
	Cardinals	A	28-14
1949...	Lions	H	24-7
	Cardinals	A	42-19
1959...	Lions	A	45-21
1961...	Lions	H	45-14
1967...	Cardinals	H	38-28
1969...	Lions	A	20-0
1970...	Lions	A	16-3
1973...	Lions	H	20-16
1975...	Cardinals	A	24-13
1978...	Cardinals	H	21-14
1980...	Lions	A	20-7
	Cardinals	H	24-23
1989...	Cardinals	A	16-13
1993...	Lions	A	26-20
	Lions	H	21-14
1995...	Cardinals	A	20-17
1998...	Cardinals	A	17-15
1999...	Cardinals	H	23-19
2001...	Cardinals	H	45-38
2002...	Cardinals	H	23-20
2003...	Lions	A	42-24
2004...	Lions	A	26-12
2005...	Lions	A	29-21
2006...	Cardinals	H	17-10
2007...	Cardinals	H	31-21
2009...	Cardinals	A	31-24
2012...	Cardinals	H	38-10
2013...	Cardinals	H	25-21
2014...	Cardinals	H	14-6
2015...	Cardinals	A	42-17
2017...	Lions	A	35-23
2018...	Lions	H	17-3



## GREEN BAY PACKERS (26-47-4)

1921...	Tie	H	3-3
1922...	Cardinals	H	16-3
1924...	Cardinals	H	3-0
1925...	Cardinals	H	9-6
1926...	Cardinals	A	13-7
	Packers	H	3-0
1927...	Packers	A	13-0
	Tie	H	6-6
1928...	Packers	A	20-0
1929...	Packers	A	9-2
	Packers	H	7-6
	Packers	H	12-0
1930...	Packers	A	14-0
	Cardinals	H	13-6
1931...	Packers	A	26-7
	Cardinals	H	21-13
1932...	Packers	A	15-7
	Packers	H	19-9
1933...	Packers	H	14-6
1934...	Packers	A	15-0
	Cardinals	A	9-0
	Cardinals	H	6-0
1935...	Cardinals	A	7-6
	Cardinals	A	3-0
	Cardinals	H	9-7
1936...	Packers	A	10-7
	Packers	A	24-0
	Tie	H	0-0
1937...	Cardinals	A	14-7
	Packers	A	34-13



1938...	Packers	A	28-7
	Packers	H	24-22
1939...	Packers	A	14-10
	Packers	A	27-20
1940...	Packers	A	31-6
	Packers	H	28-7
1941...	Packers	A	14-13
	Packers	A	17-9
1942...	Packers	H	17-13
	Packers	A	55-24
1943...	Packers	H	28-7
	Packers	A	35-14
1944...	Packers	A	34-7
	Packers	H	35-20
1945...	Packers	A	33-14
1946...	Packers	H	19-7
	Cardinals	A	24-6
1947...	Cardinals	A	14-10
	Cardinals	H	21-20
1948...	Cardinals	A	17-7
	Cardinals	H	42-7
1949...	Cardinals	A	39-17
	Cardinals	H	41-21
1955...	Packers	A	31-14
1956...	Packers	H	24-21
1962...	Packers	A	17-0
1963...	Packers	H	30-7
1967...	Packers	H	31-23
1969...	Packers	A	45-28
1971...	Tie	H	16-16
1973...	Packers	A	25-21
1976...	Cardinals	H	29-0
1982...	Packers	A	41-16
1984...	Packers	A	24-23
1985...	Cardinals	H	43-28
1988...	Packers	H	26-17
1990...	Packers	H	24-21
1999...	Packers	A	49-24
2000...	Packers	H	29-3
2003...	Cardinals	H	20-13
2006...	Packers	A	31-14
2009...	Packers	H	33-7
	Cardinals (OT)	H	*51-45
2012...	Packers	A	31-17
2015...	Cardinals	H	38-8
2015...	Cardinals (OT)	H	*26-20
2018...	Cardinals	A	20-17

+First Round, Super Bowl Tournament  
\*Postseason Game



### HOUSTON TEXANS (2-2)

2005...	Texans	A	30-19
2009...	Cardinals	H	28-21
2013...	Cardinals	H	27-24
2017...	Texans	A	31-21



### INDIANAPOLIS COLTS (8-8)

1961...	Colts	A	16-0
1964...	Colts	A	47-27
1968...	Colts	A	27-0
1972...	Cardinals	A	10-3
1976...	Cardinals	H	24-17
1978...	Colts	H	30-17
1980...	Cardinals	A	17-10
1981...	Cardinals	A	35-24
1984...	Cardinals	A	34-33
1990...	Cardinals	H	20-17
1992...	Colts	A	16-13
1996...	Colts	A	20-13
2005...	Colts	A	17-13
2009...	Colts	H	31-10
2013...	Cardinals	H	40-11
2017...	Cardinals (OT)	A	16-13



### JACKSONVILLE JAGUARS (3-2)

2000...	Jaguars	A	44-10
2005...	Jaguars	H	24-17
2009...	Cardinals	A	31-17
2013...	Cardinals	A	27-14
2017...	Cardinals	H	27-24



### KANSAS CITY CHIEFS (3-9-1)

1970...	Tie	A	6-6
1974...	Chiefs	H	17-13
1980...	Chiefs	H	21-13
1983...	Chiefs	A	38-14
1986...	Cardinals	H	23-14
1995...	Chiefs	H	24-3
1998...	Chiefs	A	34-24
2001...	Cardinals	H	24-16
2002...	Chiefs	A	49-0
2006...	Chiefs	H	23-20
2010...	Chiefs	A	31-13
2014...	Cardinals	H	17-14
2018...	Chiefs	A	26-14



### LOS ANGELES CHARGERS (4-10)

1971...	Chargers	A	20-17
1976...	Chargers	A	43-24
1983...	Cardinals	H	44-14
1987...	Chargers	A	28-24
1989...	Chargers	H	24-13
1992...	Chargers	H	27-21
1995...	Chargers	A	28-25
1998...	Cardinals	H	16-13
2001...	Cardinals	A	20-17
2002...	Chargers	H	23-15
2006...	Chargers	A	27-20
2010...	Chargers	A	41-10
2014...	Cardinals	H	18-17
2018...	Chargers	A	45-10



### LOS ANGELES RAMS (38-41-2)

1937...	Cardinals	A	6-0
	Cardinals	H	13-7
1938...	Cardinals	A	7-6
	Cardinals	H	31-17
1939...	Rams	H	24-0
	Rams	A	14-0
1940...	Rams	A	26-14
	Cardinals	H	17-7
1941...	Rams	A	10-6
	Cardinals	H	7-0
1942...	Cardinals	H	7-0
	Rams	A	7-3
1945...	Rams	A	21-0
	Rams	H	35-21
1946...	Cardinals	H	34-10
	Rams	A	17-14
1947...	Rams	A	27-7
	Cardinals	H	17-10
1948...	Cardinals	A	27-22
	Cardinals	H	27-24
1949...	Tie	H	28-28
	Cardinals	A	31-27
1951...	Rams	A	45-21
1953...	Tie	H	24-24
1954...	Rams	A	28-17
1958...	Rams	H	20-14
1960...	Cardinals	A	43-21
1965...	Rams	H	27-3

1968...	Rams	H	24-13
1970...	Rams	A	34-13
1972...	Cardinals	H	24-14
1975...	Rams	A	*35-23
1976...	Cardinals	A	30-28
1979...	Rams	A	21-0
1980...	Rams	H	21-13
1984...	Rams	H	16-13
1985...	Rams	A	46-14
1986...	Rams	H	16-10
1987...	Rams	H	27-24
1988...	Cardinals	A	41-27
1989...	Rams	A	37-14
1991...	Cardinals	A	24-14
1992...	Cardinals	A	20-14
1993...	Cardinals	H	38-10
1994...	Rams	A	14-12
1996...	Cardinals (OT)	H	31-28
1998...	Cardinals	A	20-17
2002...	Rams	H	27-14
	Rams	A	30-28
2003...	Rams	A	37-13
	Rams (OT)	H	30-27
2004...	Rams	A	17-10
	Cardinals	H	31-7
2005...	Rams	H	17-12
	Cardinals	A	38-28
2006...	Rams	H	16-14
	Cardinals	A	34-20
2007...	Cardinals	A	34-31
	Cardinals	H	48-19
2008...	Cardinals	A	34-13
	Cardinals	H	34-10
2009...	Cardinals	A	21-13
	Cardinals	H	31-10
2010...	Cardinals	A	17-13
	Rams	H	19-6
2011...	Cardinals (OT)	H	19-13
	Cardinals	A	23-20
2012...	Rams	A	17-3
	Rams	H	31-17
2013...	Rams	A	27-24
	Cardinals	H	30-10
2014...	Cardinals	H	31-14
	Cardinals	A	12-6
2015...	Rams	H	24-22
	Cardinals	A	27-3
2016...	Rams	H	17-13
	Cardinals	A	44-6
2017...	Rams	A	*33-0
	Rams	H	32-16
2018...	Rams	A	34-0
	Rams	H	31-9

\*Postseason Game #London



### MIAMI DOLPHINS (3-9)

1972...	Dolphins	A	31-10
1977...	Dolphins	H	55-14
1978...	Dolphins	A	24-10
1981...	Dolphins	H	20-7
1984...	Dolphins	H	36-28
1990...	Dolphins	A	23-3
1996...	Dolphins	H	38-10
1999...	Dolphins	A	19-16
2004...	Cardinals	A	24-23
2008...	Cardinals	H	31-10
2012...	Cardinals (OT)	H	24-21
2016...	Dolphins	A	26-23



### MINNESOTA VIKINGS (11-17)

1963...	Cardinals	A	56-14
1967...	Cardinals	A	34-24
1969...	Vikings	H	27-10
1972...	Cardinals	A	19-17



1974...	Vikings...	H	28-24
	Vikings...	A	*30-14
1977...	Cardinals	A	27-7
1979...	Cardinals	H	37-7
1981...	Cardinals	H	30-17
1983...	Cardinals	H	41-31
1991...	Vikings...	A	34-7
	Vikings...	H	28-0
1994...	Cardinals	H	17-7
1995...	Vikings (OT)	H	30-24
1996...	Vikings...	A	41-17
1997...	Vikings...	H	20-19
1998...	Vikings...	A	*41-21
2000...	Vikings...	A	31-14
2003...	Cardinals	H	18-17
2006...	Vikings...	A	31-26
2008...	Vikings...	H	35-14
2009...	Cardinals	H	30-17
2010...	Vikings (OT)	A	27-24
2011...	Vikings...	A	34-10
2012...	Vikings...	A	21-14
2015...	Cardinals	H	23-20
2016...	Vikings...	A	30-24
2018...	Vikings...	A	27-17

\*NFC Divisional Playoff



## NEW ENGLAND PATRIOTS (7-7)

1970...	Cardinals	H	31-0
1975...	Cardinals	H	24-17
1978...	Patriots	H	16-6
1981...	Cardinals	A	27-20
1984...	Cardinals	A	33-10
1990...	Cardinals	H	34-14
1991...	Cardinals	H	24-10
1993...	Patriots	H	23-21
1996...	Patriots	A	31-0
1999...	Patriots	H	27-3
2004...	Patriots	H	23-12
2008...	Patriots	A	47-7
2012...	Cardinals	A	20-18
2016...	Patriots	H	23-21



## NEW ORLEANS SAINTS (15-15)

1967...	Cardinals	H	31-20
1968...	Cardinals	A	21-20
	Cardinals	H	31-17
1969...	Saints	H	51-42
1970...	Cardinals	H	24-17
1974...	Saints	A	14-0
1977...	Cardinals	H	49-31
1980...	Cardinals	A	40-7
1981...	Cardinals	H	30-3
1982...	Cardinals	A	21-7
1983...	Saints	A	28-17
1984...	Saints	A	34-24
1985...	Cardinals	H	28-16
1986...	Saints	H	16-7
1987...	Cardinals	H	24-19
1990...	Saints	A	28-7
1991...	Saints	H	27-3
1992...	Saints	H	30-21
1993...	Saints	H	20-17
1996...	Cardinals	A	28-14
1997...	Saints	A	27-10
1998...	Cardinals	H	19-17
2000...	Saints	H	21-10
2004...	Cardinals	H	34-10
2007...	Saints	A	31-24
2009...	Saints	A	*45-14
2010...	Cardinals	H	30-20
2013...	Saints	A	31-7
2015...	Cardinals	H	31-19
2016...	Saints	H	48-41

\*Divisional Playoff Game



## NEW YORK GIANTS (44-81-2)

1926...	Giants	A	20-0
1927...	Giants	A	28-7
1929...	Giants	A	24-21
1930...	Giants	A	25-12
	Giants	H	13-7
1935...	Cardinals	A	14-13
1936...	Giants	A	14-6
1938...	Giants	A	6-0
1939...	Giants	A	17-7
1941...	Cardinals	A	10-7
1942...	Giants	A	21-7
1943...	Giants	A	24-13
1944...	Giants	A	23-0
1946...	Giants	A	28-24
1947...	Giants	A	35-31
1948...	Cardinals	A	63-35
1949...	Giants	H	41-38
1950...	Cardinals	H	17-3
	Giants	A	51-21
1951...	Giants	A	28-17
	Giants	H	10-0
1952...	Cardinals	A	24-23
	Giants	H	28-6
1953...	Giants	A	21-7
	Giants	H	23-20
1954...	Giants	H	41-10
	Giants	A	31-17
1955...	Cardinals	H	28-17
	Giants	A	10-0
1956...	Cardinals	H	35-27
	Giants	A	23-10
1957...	Giants	A	27-14
	Giants	H	28-21
1958...	Giants	H	37-7
	Cardinals	A	23-6
1959...	Giants	A	9-3
	Giants	H	30-20
1960...	Giants	H	35-14
	Cardinals	A	20-13
1961...	Cardinals	A	21-10
	Giants	H	24-9
1962...	Giants	H	31-14
	Giants	A	31-28
1963...	Giants	H	38-21
	Cardinals	A	24-17
1964...	Giants	A	34-17
	Tie	H	10-10
1965...	Giants	A	14-10
	Giants	H	28-15
1966...	Cardinals	H	24-19
	Cardinals	A	20-17
1967...	Giants	H	37-20
	Giants	A	37-14
1968...	Cardinals	A	28-21
1969...	Cardinals	H	42-17
	Giants	A	49-6
1970...	Giants	A	35-17
	Giants	H	34-17
1971...	Giants	H	21-20
	Cardinals	A	24-7
1972...	Giants	A	27-21
	Giants	H	13-7
1973...	Cardinals	H	35-27
	Giants	A	24-13
1974...	Cardinals	A	23-21
	Cardinals	H	26-14
1975...	Cardinals	H	26-14
	Cardinals	A	20-13
1976...	Cardinals	H	27-21
	Cardinals	A	17-14
1977...	Cardinals	H	28-0
	Giants	A	27-7
1978...	Cardinals	H	20-10
	Giants	A	17-0
1979...	Cardinals	A	27-14
	Cardinals	H	29-20

1980...	Giants	H	41-35
	Cardinals	A	23-7
1981...	Giants	A	34-14
	Giants	H	20-10
1982...	Cardinals	H	24-21
1983...	Tie (OT)	H	20-20
	Cardinals	A	10-6
1984...	Giants	A	16-10
	Cardinals	H	31-21
1985...	Giants	A	27-17
	Giants	H	34-3
1986...	Giants	H	13-6
	Giants	A	27-7
1987...	Giants	A	30-7
	Cardinals	H	27-24
1988...	Cardinals	H	24-17
	Giants	A	44-7
1989...	Giants	A	35-7
	Giants	H	20-13
1990...	Giants	A	20-19
	Giants	H	24-21
1991...	Giants	A	20-9
	Giants	H	21-14
1992...	Giants	A	31-21
	Cardinals	H	19-0
1993...	Giants	A	19-17
	Cardinals	H	16-7
1994...	Giants	H	20-17
	Cardinals	A	10-9
1995...	Giants (OT)	A	27-21
	Giants	H	10-6
1996...	Giants	A	16-8
	Cardinals	H	31-23
1997...	Giants	H	27-13
	Giants	A	19-10
1998...	Giants	A	34-7
	Giants	H	23-19
1999...	Cardinals	H	14-3
	Cardinals	A	34-24
2000...	Giants	A	33-14
	Giants	H	31-7
2001...	Giants	H	17-10
	Giants	A	17-13
2002...	Cardinals	H	21-7
2004...	Cardinals	H	17-14
2005...	Giants	A	42-19
2008...	Giants	H	37-29
2009...	Cardinals	A	24-17
2011...	Giants	H	31-27
2014...	Cardinals	A	25-14
2017...	Cardinals	H	23-0



## NEW YORK JETS (3-6)

1971...	Cardinals	H	17-10
1975...	Cardinals	A	37-6
1978...	Jets	A	23-10
1996...	Jets	H	31-21
1999...	Jets	A	12-7
2004...	Jets	H	13-3
2008...	Jets	A	56-35
2012...	Jets	A	7-6
2016...	Cardinals	H	28-3



## OAKLAND RAIDERS (4-6)

1973...	Raiders	H	17-10
1983...	Cardinals	A	34-24
1989...	Raiders	A	16-14
1998...	Raiders	H	23-20
2001...	Cardinals (OT)	A	34-31
2002...	Raiders	H	41-20
2006...	Raiders	A	22-9
2010...	Cardinals	H	24-23
2014...	Cardinals	A	24-13
2018...	Raiders	H	23-21





### PHILADELPHIA EAGLES (59-57-5)

1935...	Cardinals	H	12-3
1936...	Cardinals	H	13-0
1937...	Tie	A	6-6
1938...	Eagles	H	7-0
1941...	Eagles	A	21-14
1943...	Eagles	A	*34-13
1945...	Eagles	A	21-6
1947...	Cardinals	A	45-21
...	Cardinals	H	+28-21
1948...	Cardinals	H	21-14
...	Eagles	A	+7-0
1949...	Eagles	A	28-3
1950...	Eagles	H	45-7
...	Cardinals	A	14-10
1951...	Eagles	H	17-14
1952...	Eagles	A	10-7
...	Cardinals	H	28-22
1953...	Eagles	H	56-17
...	Eagles	A	38-0
1954...	Eagles	H	35-16
...	Eagles	A	30-14
1955...	Tie	H	24-24
...	Eagles	A	27-3
1956...	Cardinals	A	20-6
...	Cardinals	H	28-17
1957...	Eagles	H	38-21
...	Cardinals	A	31-27
1958...	Tie	H	21-21
...	Eagles	A	49-21
1959...	Eagles	H	28-24
...	Eagles	A	27-17
1960...	Eagles	A	31-27
...	Eagles	H	20-6
1961...	Cardinals	A	30-27
...	Eagles	H	20-7
1962...	Cardinals	A	27-21
...	Cardinals	H	45-35
1963...	Cardinals	A	28-24
...	Cardinals	H	38-14
1964...	Cardinals	A	38-13
...	Cardinals	H	36-34
1965...	Eagles	A	34-27
...	Eagles	H	28-24
1966...	Cardinals	H	16-13
...	Cardinals	A	41-10
1967...	Cardinals	H	48-14
1968...	Cardinals	A	45-17
1969...	Eagles	H	34-30
1970...	Cardinals	A	35-20
...	Cardinals	H	23-14
1971...	Eagles	H	37-20
...	Eagles	A	19-7
1972...	Tie	A	6-6
...	Cardinals	H	24-23
1973...	Cardinals	A	34-23
...	Eagles	H	27-24
1974...	Cardinals	H	7-3
...	Cardinals	A	13-3
1975...	Cardinals	H	31-20
...	Cardinals	A	24-23
1976...	Cardinals	H	31-14
...	Cardinals	A	17-14
1977...	Cardinals	A	21-17
...	Cardinals	H	21-16
1978...	Cardinals	A	16-10
...	Eagles	H	14-10
1979...	Eagles	H	24-20
...	Eagles	A	16-13
1980...	Cardinals	H	24-14
...	Eagles	A	17-3
1981...	Eagles	H	52-10
...	Eagles	A	38-0
1982...	Cardinals	A	23-20
1983...	Cardinals	A	14-11
...	Cardinals	H	31-7

1984...	Cardinals	A	34-14
...	Cardinals	H	17-16
1985...	Eagles	A	30-7
...	Eagles	H	24-14
1986...	Cardinals	H	13-10
...	Tie (OT)	A	10-10
1987...	Eagles	H	28-23
...	Cardinals	A	31-19
1988...	Eagles	A	31-21
...	Eagles	H	23-17
1989...	Eagles	H	17-5
...	Eagles	A	31-14
1990...	Cardinals	A	23-21
...	Eagles	H	23-21
1991...	Cardinals	A	26-10
...	Eagles	H	34-14
1992...	Eagles	H	31-14
...	Eagles	A	7-3
1993...	Eagles	A	23-17
...	Cardinals	H	16-3
1994...	Eagles	A	17-7
...	Cardinals	H	12-6
1995...	Eagles	H	31-19
...	Eagles	A	21-20
1996...	Cardinals	H	36-30
...	Eagles	A	29-19
1997...	Eagles (OT)	A	13-10
...	Cardinals	H	31-21
1998...	Cardinals	H	17-3
...	Cardinals (OT)	A	20-17
1999...	Cardinals	A	25-24
...	Cardinals	H	21-17
2000...	Eagles	H	33-14
...	Eagles	A	34-9
2001...	Cardinals	A	21-20
...	Eagles	H	21-7
2002...	Eagles	A	38-14
2005...	Cardinals	H	27-21
2008...	Eagles	A	48-20
...	Cardinals	H	**32-25
2011...	Cardinals	A	21-17
2012...	Cardinals	H	27-6
2013...	Eagles	A	24-21
2014...	Cardinals	H	24-20
2015...	Cardinals	A	40-17
2017...	Eagles	A	34-7

\*\*NFL Championship Game

\*Philadelphia-Pittsburgh played as merged team in 1943.

+NFL Championship Game



### PITTSBURGH STEELERS (23-35-3)

1933...	Steelers	H	14-13
1935...	Steelers	A	17-13
1936...	Cardinals	H	14-6
1937...	Cardinals	A	13-7
1939...	Cardinals	A	10-0
1940...	Tie	A	7-7
1942...	Steelers	A	19-3
1943...	Steelers	A	*34-13
1945...	Steelers	A	23-0
1946...	Steelers	A	14-7
1948...	Cardinals	A	24-7
1950...	Steelers	H	28-17
...	Steelers	A	28-7
1951...	Steelers	H	28-14
1952...	Steelers	H	34-28
...	Steelers	A	17-14
1953...	Steelers	A	31-28
...	Steelers	H	21-17
1954...	Cardinals	H	17-14
...	Steelers	A	20-17
1955...	Steelers	A	14-7
...	Cardinals	H	27-13
1956...	Steelers	A	14-7
...	Cardinals	H	38-27

1957...	Steelers	A	29-20
...	Steelers	H	27-2
1958...	Steelers	H	27-20
...	Steelers	A	38-21
1959...	Cardinals	H	45-24
...	Steelers	A	35-20
1960...	Steelers	A	27-14
...	Cardinals	H	38-7
1961...	Steelers	A	30-27
...	Cardinals	H	20-0
1962...	Steelers	H	26-17
...	Steelers	A	19-7
1963...	Steelers	A	23-10
...	Cardinals	H	24-23
1964...	Cardinals	H	34-30
...	Cardinals	A	21-20
1965...	Cardinals	A	20-7
...	Cardinals	H	21-17
1966...	Steelers	A	30-9
...	Cardinals	A	6-3
1967...	Cardinals	A	28-14
...	Tie	H	14-14
1968...	Tie	H	28-28
...	Cardinals	A	20-10
1969...	Cardinals	A	27-14
...	Cardinals	H	47-10
1972...	Steelers	H	25-19
1979...	Steelers	H	24-21
1985...	Steelers	A	23-10
1988...	Cardinals	H	31-14
1994...	Cardinals (OT)	H	20-17
1997...	Steelers (OT)	H	26-20
2003...	Steelers	A	28-15
2007...	Cardinals	H	21-14
2008...	Steelers	H	**27-23
2011...	Steelers	H	32-20
2015...	Steelers	A	25-13

\*\*Super Bowl XLIII

\*Pittsburgh-Philadelphia played as a merged team in 1943



### SAN FRANCISCO 49ERS (26-29)

1951...	Cardinals	A	27-21
1957...	Cardinals	A	20-10
1962...	49ers	H	24-17
1964...	Cardinals	A	23-13
1968...	49ers	A	35-17
1971...	49ers	H	26-14
1974...	Cardinals	A	34-9
1976...	Cardinals (OT)	H	23-20
1978...	Cardinals	A	16-10
1979...	Cardinals	H	13-10
1980...	49ers (OT)	A	24-21
1982...	49ers	H	31-20
1983...	49ers	H	42-27
1986...	49ers	A	43-17
1987...	49ers	A	34-28
1988...	Cardinals	H	24-23
1991...	49ers	A	14-10
1992...	Cardinals	H	24-14
1993...	49ers	A	28-14
1999...	49ers	H	24-10
2000...	49ers	A	27-20
2002...	49ers	A	38-28
...	49ers	H	17-14
2003...	Cardinals (OT)	H	16-13
...	49ers	A	50-14
2004...	49ers (OT)	A	31-28
...	49ers (OT)	H	31-28
2005...	Cardinals	H*	31-14
...	Cardinals	A	17-10
2006...	Cardinals	H+	34-27
...	Cardinals	A	26-20
2007...	49ers	A	20-17
...	49ers (OT)	H	37-31
2008...	Cardinals	A	23-13
...	Cardinals	H	29-24



2009...	49ers	H	20-16
	49ers	A	24-9
2010...	49ers	H	27-6
	49ers	A	38-7
2011...	49ers	A	23-7
	Cardinals	H	21-19
2012...	49ers	H	24-3
	49ers	A	27-13
2013...	49ers	A	32-20
	49ers	H	23-20
2014...	Cardinals	H	23-14
	49ers	A	20-17
2015...	Cardinals	H	47-7
	Cardinals	A	19-13
2016...	Cardinals	A	33-21
	Cardinals	H	23-20
2017...	Cardinals (OT)	H	18-15
	Cardinals	A	20-10
2018...	Cardinals	A	28-18
	Cardinals	H	18-15

\*First regular season game at University of Phoenix Stadium

\*Mexico City



## SEATTLE SEAHAWKS (19-20-1)

1976...	Cardinals	A	30-24
1983...	Cardinals	H	33-28
1989...	Cardinals	A	34-24
1993...	Cardinals (OT)	A	30-27
1995...	Cardinals (OT)	H	20-14
1998...	Seahawks	A	33-14
2002...	Cardinals	A	27-14
	Seahawks	H	27-6
2003...	Seahawks	H	38-0
	Seahawks	A	28-10
2004...	Cardinals	H	25-17
	Seahawks	A	24-21
2005...	Seahawks	A	37-12
	Seahawks	H	33-19
2006...	Seahawks	A	21-10
	Cardinals	H	27-21
2007...	Cardinals	H	23-20
	Seahawks	A	42-21
2008...	Cardinals	A	26-20
	Cardinals	H	34-21
2009...	Cardinals	A	27-3
	Cardinals	H	31-20
2010...	Seahawks	A	22-10
	Seahawks	H	36-18
2011...	Seahawks	A	13-10
	Cardinals (OT)	H	23-20
2012...	Cardinals	H	20-16
	Seahawks	A	58-0
2013...	Seahawks	H	34-22
	Cardinals	A	17-10
2014...	Seahawks	A	19-3
	Seahawks	H	35-6
2015...	Cardinals	A	39-32
	Seahawks	H	36-6
2016...	Tie	H	6-6
	Cardinals	A	34-31
2017...	Seahawks	H	22-16
	Cardinals	A	26-24
2018...	Seahawks	H	20-17
	Seahawks	A	27-24



## TAMPA BAY BUCCANEERS (11-9)

1977...	Buccaneers	A	17-7
1981...	Buccaneers	A	20-10
1983...	Cardinals	A	34-27
1985...	Buccaneers	A	16-0
1986...	Cardinals	A	21-17
	Cardinals	H	30-19

1987...	Cardinals	H	31-28
	Cardinals	A	31-14
1988...	Cardinals	A	30-24
1989...	Buccaneers	H	14-13
1992...	Buccaneers	A	23-7
	Buccaneers	H	7-3
1996...	Cardinals	H	13-9
1997...	Buccaneers	A	19-18
2004...	Cardinals	H	12-7
2007...	Buccaneers	A	17-10
2010...	Buccaneers	H	38-35
2013...	Cardinals	A	13-10
2016...	Cardinals	H	40-7
2017...	Cardinals	H	38-33



## TENNESSEE TITANS (7-4)

1970...	Cardinals	H	44-0
1974...	Cardinals	A	31-27
1979...	Cardinals	A	24-17
1985...	Oilers	H	20-10
1988...	Oilers	A	38-20
1994...	Cardinals	A	30-12
1997...	Oilers	H	41-14
2005...	Cardinals	H	20-10
2009...	Titans	A	20-17
2013...	Cardinals (OT)	A	37-34
2017...	Cardinals	H	12-7



## WASHINGTON REDSKINS (46-77-2)

1932...	Cardinals	A	9-0
	Braves	H	8-6
1933...	Redskins	H	10-0
	Tie	A	0-0
1934...	Redskins	A	9-0
1935...	Cardinals	A	6-0
1936...	Redskins	A	13-10
1937...	Cardinals	A	21-14
1939...	Redskins	A	28-7
1940...	Redskins	A	28-21
1942...	Redskins	A	28-0
1943...	Redskins	A	13-7
1944...	Redskins	A	42-20
1945...	Redskins	A	24-21
1947...	Redskins	A	45-21
1949...	Cardinals	H	38-7
1950...	Cardinals	A	38-28
1951...	Redskins	H	7-3
	Redskins	A	20-17
1952...	Redskins	H	23-7
	Cardinals	A	17-6
1953...	Redskins	H	24-13
	Redskins	A	28-17
1954...	Cardinals	H	38-16
	Redskins	A	37-20
1955...	Cardinals	A	24-10
	Redskins	H	31-0
1956...	Cardinals	A	31-13
	Redskins	H	17-14
1957...	Redskins	H	37-14
	Cardinals	A	44-14
1958...	Cardinals	H	37-10
	Redskins	A	45-31
1959...	Cardinals	H	49-21
	Redskins	A	23-14
1960...	Cardinals	H	44-7
	Cardinals	A	26-14
1961...	Cardinals	A	24-0
	Cardinals	H	38-24
1962...	Redskins	A	24-14
	Tie	H	17-17
1963...	Cardinals	A	21-7
	Cardinals	H	24-20
1964...	Cardinals	A	23-17
	Cardinals	H	38-24

1965...	Cardinals	A	37-16
	Redskins	H	24-20
1966...	Cardinals	H	23-7
	Redskins	A	26-20
1967...	Cardinals	A	27-21
1968...	Cardinals	H	41-14
1969...	Redskins	A	33-17
1970...	Cardinals	H	27-17
	Redskins	A	28-27
1971...	Redskins	H	24-17
	Redskins	A	20-0
1972...	Redskins	A	24-10
	Redskins	H	33-3
1973...	Cardinals	H	34-27
	Redskins	A	31-13
1974...	Cardinals	A	17-10
	Cardinals	H	23-20
1975...	Redskins	A	27-17
	Cardinals (OT)	H	20-17
1976...	Redskins	A	20-10
	Redskins	H	20-16
1977...	Redskins	A	24-14
	Redskins	H	26-20
1978...	Redskins	H	28-10
	Cardinals	A	27-17
1979...	Redskins	H	17-7
	Redskins	A	30-28
1980...	Redskins	A	23-0
	Redskins	H	31-7
1981...	Cardinals	H	40-30
	Redskins	A	42-21
1982...	Redskins	H	12-7
	Redskins	A	28-0
1983...	Redskins	H	38-14
	Redskins	A	45-7
1984...	Cardinals	H	26-24
	Redskins	A	29-27
1985...	Redskins	A	27-10
	Redskins	H	27-16
1986...	Redskins	A	28-21
	Redskins	H	20-17
1987...	Redskins	A	28-21
	Redskins	H	34-17
1988...	Cardinals	H	30-21
	Redskins	A	33-17
1989...	Redskins	A	30-28
	Redskins	H	29-10
1990...	Redskins	A	31-0
	Redskins	H	38-10
1991...	Redskins	A	34-0
	Redskins	H	20-14
1992...	Cardinals	H	27-24
	Redskins	A	41-3
1993...	Cardinals	A	17-10
	Cardinals	H	36-6
1994...	Cardinals (OT)	A	19-16
	Cardinals	H	17-15
1995...	Redskins	A	27-7
	Cardinals	H	24-20
1996...	Cardinals (OT)	A	37-34
	Cardinals	H	27-26
1997...	Redskins (OT)	A	19-13
	Redskins	H	38-28
1998...	Cardinals	H	29-27
	Cardinals	A	45-42
1999...	Redskins	H	24-10
	Redskins	A	28-3
2000...	Cardinals	H	16-15
	Redskins	A	20-3
2001...	Redskins	H	20-10
	Redskins	A	17-10
2002...	Redskins	A	31-21
2005...	Redskins	H	17-13
2007...	Redskins	A	21-19
2008...	Redskins	A	24-17
2011...	Redskins	A	22-21
2014...	Cardinals	H	30-20
2016...	Cardinals	H	31-23
2017...	Redskins	A	20-15
2018...	Redskins	H	24-6



## ANNUAL STATISTICAL LEADERS

## SCORING

Year	Player	TDs	PAT	FG	Pts.
1945	Leo Cantor	5	0	0	30
1946	Ward Cuff	2	28-30	5-12	55
1947	Pat Harder	7	39-40	7-10	102
1948	Pat Harder	6	*53-53	7-17	110
1949	Pat Harder	8	45-47	3-5	102
1950	Bob Shaw	12	0	0	72
1951	Billy Cross	6	0	0	36
1952	Ollie Matson	9	0	0	54
1953	Pat Summerall	0	23-23	9-24	50
1954	Ollie Matson	9	0	0	54
1955	Pat Summerall	1	23-25	8-19	53
1956	Pat Summerall	0	30-30	10-18	60
1957	Ollie Matson	9	0	0	54
1958	Ollie Matson	10	0	0	60
1959	Bobby Joe Conrad	6	30-31	6-9	84
1960	Sonny Randle	15	0	0	90
1961	Sonny Randle	9	0	0	54
1962	John David Crow	17	0	0	102
1963	Jim Bakken	0	44-44	11-21	77
1964	Jim Bakken	0	40-40	25-38	115
1965	Jim Bakken	0	33-33	21-31	96
1966	Jim Bakken	0	27-28	23-40	96
1967	Jim Bakken	0	36-36	27-39	117
1968	Jim Bakken	0	40-40	15-24	85
1969	Jim Bakken	0	38-40	12-24	74
1970	Jim Bakken	0	37-38	20-32	97
1971	Jim Bakken	0	24-24	21-32	87
1972	Jim Bakken	0	19-21	14-22	61
1973	Jim Bakken	0	31-31	23-32	100
1974	Jim Bakken	0	30-36	13-22	69
1975	Jim Bakken	0	40-41	19-24	97
1976	Jim Bakken	0	33-35	20-27	93
1977	Jim Bakken	0	35-36	7-16	56
1978	Jim Bakken	0	27-31	11-22	60
1979	Ottis Anderson	10	0	0	60
1980	Ottis Anderson	9	0	0	54
1981	Neil O'Donoghue	0	36-37	19-32	93
1982	Neil O'Donoghue	0	15-16	8-13	39

## RUSHING

Year	Player	Att.	Yards	Avg.	Long	TDs
1945	Frank Seno	93	355	3.0	47	2
1946	Pat Harder	106	545	5.1	55	4
1947	Elmer Angsman	110	412	3.7	18	7
1948	Charley Trippi	128	690	5.4	50	6
1949	Elmer Angsman	125	674	5.4	82t	6
1950	Pat Harder	99	454	4.6	22	1
1951	Charley Trippi	78	501	6.4	32	4
1952	Charley Trippi	72	350	4.9	59	4
1953	Charley Trippi	97	443	4.5	21	0
1954	Ollie Matson	101	506	5.0	79	4
1955	Ollie Matson	109	475	4.3	54	1
1956	Ollie Matson	192	924	4.8	79	5
1957	Ollie Matson	134	577	4.3	57	6
1958	Ollie Matson	129	505	3.9	55	5
1959	John David Crow	140	666	4.8	73t	3
1960	John David Crow	183	1,071	*5.9	57	6
1961	Prentice Gautt	129	523	4.1	54t	3
1962	John David Crow	192	751	3.9	35	14
1963	Joe Childress	174	701	4.0	28	2
1964	John David Crow	163	554	3.4	57	7
1965	Bill Triplett	174	617	3.5	59t	6
1966	Johnny Roland	192	695	3.6	50	5
1967	Johnny Roland	234	876	3.7	70	10
1968	Willis Crenshaw	203	813	4.0	66t	6
1969	Cid Edwards	107	504	4.7	48	3
1970	MacArthur Lane	206	977	4.7	75	11
1971	MacArthur Lane	150	592	3.9	40	3
1972	Donny Anderson	153	536	3.5	19	4
1973	Donny Anderson	167	679	4.1	54	10
1974	Terry Metcalf	152	718	4.7	75	6
1975	Jim Otis	269	1,076	4.0	30	5
1976	Jim Otis	233	891	3.8	23	2
1977	Terry Metcalf	149	739	5.0	62	4
1978	Jim Otis	197	664	3.4	17	8
1979	Ottis Anderson	331	*1,605	4.8	76	8
1980	Ottis Anderson	301	1,352	4.5	52	9
1981	Ottis Anderson	328	1,376	4.2	28	9
1982	Ottis Anderson	145	587	4.0	64	3

Year	Player	TDs	PAT	FG	Pts.
1983	Neil O'Donoghue	0	45-47	15-29	90
1984	Neil O'Donoghue	0	48-51	23-35	117
1985	Stump Mitchell	10	0	0	60
1986	John Lee	0	14-17	8-13	38
1987	Jim Gallery	0	30-31	9-19	57
1988	Al Del Greco	0	42-44	12-21	78
1989	Al Del Greco	0	28-29	18-26	82
1990	Al Del Greco	0	31-31	17-27	82
1991	Greg Davis	0	19-19	21-30	82
1992	Greg Davis	0	28-28	13-26	67
1993	Greg Davis	0	37-37	21-28	100
1994	Greg Davis	0	17-17	20-26	77
1995	Greg Davis	0	19-19	30-39	109
1996	Kevin Butler	0	17-19	14-17	59
1997	Joe Nedney	0	19-19	11-17	52
1998	Joe Nedney	0	30-30	13-19	69
1999	Chris Jacke	0	26-26	19-27	83
2000	Cary Blanchard	0	18-19	16-23	66
2001	Bill Gramatica	0	25-25	16-20	73
2002	Bill Gramatica	0	29-29	15-21	74
2003	Anquan Boldin	8	0	0	48
2004	Neil Rackers	0	28-28	22-29	94
2005	Neil Rackers	0	20-20	*40-*42	*140
2006	Neil Rackers	0	32-32	28-37	116
2007	Neil Rackers	0	47-48	21-30	110
2008	Neil Rackers	0	44-44	25-28	119
2009	Neil Rackers	0	37-38	16-17	85
2010	Jay Feely	1	29-29	24-27	107
2011	Jay Feely	0	33-33	19-24	90
2012	Jay Feely	0	25-25	25-28	100
2013	Jay Feely	0	37-37	30-36	127
2014	Chandler Catanzaro	0	27-27	29-33	114
2015	Chandler Catanzaro	0	*53-*58	28-31	137
2016	David Johnson	*20	0	0	122
2017	Phil Dawson	0	23-26	32-40	119
2018	David Johnson	10	0	0	62

\*Cardinal record

Year	Player	Att.	Yards	Avg.	Long	TDs
1983	Ottis Anderson	296	1,270	4.3	43	5
1984	Ottis Anderson	289	1,174	4.1	24	6
1985	Stump Mitchell	183	1,006	5.5	64	7
1986	Stump Mitchell	174	800	4.6	44	5
1987	Stump Mitchell	203	781	3.8	42	3
1988	Earl Ferrell	202	924	4.6	47	7
1989	Earl Ferrell	149	502	3.4	44t	6
1990	Johnny Johnson	234	924	4.0	41	5
1991	Johnny Johnson	196	666	3.4	21	4
1992	Johnny Johnson	178	734	4.1	42t	6
1993	Ronald Moore	263	1,018	3.9	20	9
1994	Ronald Moore	232	780	3.4	24	4
1995	Garrison Hearst	284	1,070	3.8	38	1
1996	LeShon Johnson	141	634	4.5	70t	3
1997	Leeland McElroy	135	424	3.1	18	2
1998	Adrian Murrell	274	1,042	3.8	32	8
1999	Adrian Murrell	193	553	2.9	22	0
2000	Michael Pittman	184	719	3.9	29	4
2001	Michael Pittman	241	846	3.5	42	5
2002	Marcel Shipp	188	834	4.4	56	6
2003	Marcel Shipp	228	830	3.6	36	0
2004	Emmitt Smith	267	937	3.5	29t	9
2005	Marcel Shipp	157	451	2.9	19	0
2006	Edgerrin James	*337	1,159	3.4	18	6
2007	Edgerrin James	324	1,222	3.8	27	7
2008	Edgerrin James	133	514	3.9	35	3
2009	Beanie Wells	176	793	4.5	33	7
2010	Tim Hightower	153	736	4.8	80t	5
2011	Beanie Wells	245	1,047	4.3	71	10
2012	LaRod Stephens-Howling	110	356	3.2	52	4
2013	Rashard Mendenhall	217	687	3.2	28	8
2014	Andre Ellington	201	660	3.3	22	3
2015	Chris Johnson	196	814	4.2	62	3
2016	David Johnson	293	1,239	4.2	58t	*16
2017	Adrian Peterson	129	448	3.5	27t	2
2018	David Johnson	258	940	3.6	53	7

\*Cardinal record

PASSING

Year	Player	Att.	Comp.	Pct.	Yards	Long	TDs	Int.	Rating
1945	Paul Christman	219	89	40.6	1,147	70	5	12	42.5
1946	Paul Christman	229	100	43.7	1,656	82t	13	18	54.7
1947	Paul Christman	301	138	45.8	2,191	80	17	22	59.1
1948	Ray Mallouf	143	73	51.0	1,160	54t	13	6	91.2
1949	Paul Christman	151	75	49.7	1,015	50t	11	13	60.0
1950	Jim Hardy	257	117	45.5	1,636	58t	17	24	49.8
1951	Charley Trippi	191	88	46.1	1,191	80t	8	13	52.1
1952	Charley Trippi	181	84	46.4	890	56t	5	13	40.5
1953	Jim Root	192	80	41.9	1,149	77	8	11	52.1
1954	Lamar McHan	255	105	41.2	1,475	70	6	22	32.6
1955	Lamar McHan	207	78	38.8	1,085	74t	11	19	35.5
1956	Lamar McHan	152	72	47.4	1,159	75	10	8	73.3
1957	Lamar McHan	200	87	43.5	1,508	87t	11	15	58.0
1958	M.C. Reynolds	195	105	53.8	1,422	91t	11	11	72.6
1959	King Hill	181	82	45.3	1,015	31t	7	13	46.2
1960	John Roach	188	87	46.3	1,423	57t	17	18	62.6
1961	Sam Etcheverry	196	96	48.9	1,275	78	14	11	70.3
1962	Charley Johnson	308	150	48.7	2,440	86t	16	20	65.9
1963	Charley Johnson	423	222	52.5	3,280	78t	28	21	79.3
1964	Charley Johnson	420	223	53.1	3,045	78t	21	24	69.4
1965	Charley Johnson	422	155	46.1	2,439	78t	18	15	72.8
1966	Charley Johnson	205	103	50.2	1,334	69t	10	11	64.8
1967	Jim Hart	397	192	48.4	3,008	76t	19	*30	58.3
1968	Jim Hart	316	140	44.3	2,059	80t	15	18	58.4
1969	Charley Johnson	260	131	50.4	1,847	84t	13	13	69.5
1970	Jim Hart	373	171	45.8	2,574	79	14	18	61.6
1971	Jim Hart	243	110	45.3	1,626	57t	8	14	54.5
1972	Gary Cuozzo	158	69	43.7	897	68t	5	11	43.6
1973	Jim Hart	320	178	55.6	2,223	69t	15	10	80.1
1974	Jim Hart	388	200	51.6	2,418	80t	20	18	79.5
1975	Jim Hart	345	182	52.8	2,507	80t	19	19	71.8
1976	Jim Hart	388	218	56.2	2,946	77t	18	13	81.7
1977	Jim Hart	354	185	52.3	2,534	69	13	20	64.5
1978	Jim Hart	477	240	50.3	3,121	74	16	18	66.7
1979	Jim Hart	378	194	51.3	2,218	48	9	20	55.2
1980	Jim Hart	425	228	53.7	2,946	69t	16	20	68.8
1981	Jim Hart	241	134	55.6	1,694	58t	11	14	70.1
1982	Neil Lomax	205	109	53.2	1,367	42	5	6	70.4
1983	Neil Lomax	354	209	59.0	2,636	71t	24	11	92.0
1984	Neil Lomax	460	245	61.6	4,614	83t	28	16	92.5
1985	Neil Lomax	471	266	56.5	3,214	47	18	12	79.9
1986	Neil Lomax	421	240	57.0	2,583	48t	13	12	73.4
1987	Neil Lomax	463	275	59.4	3,387	57	24	12	88.5
1988	Neil Lomax	443	255	57.6	3,395	93t	20	11	86.7
1989	Gary Hogeboom	364	204	56.0	2,591	59t	14	19	69.5
1990	Timm Rosenbach	437	237	54.2	3,098	68t	16	17	72.8
1991	Tom Tupa	315	165	52.4	2,053	68t	6	13	62.0
1992	Chris Chandler	413	245	59.3	2,832	72t	15	11	77.1
1993	Steve Beuerlein	418	258	61.7	3,164	65t	18	17	82.5
1994	Steve Beuerlein	255	130	51.0	1,545	63	5	9	61.6
1995	Dave Krieg	521	304	58.3	3,554	48	16	21	72.6
1996	Boomer Esiason	339	190	56.0	2,293	64t	11	14	70.6
1997	Jake Plummer	296	157	53.0	2,203	70t	15	15	73.1
1998	Jake Plummer	547	324	59.2	3,737	57	17	20	75.0
1999	Jake Plummer	381	201	52.8	2,111	63	9	24	50.8
2000	Jake Plummer	475	270	56.8	2,946	70t	13	21	66.0
2001	Jake Plummer	525	304	57.9	3,653	68t	18	14	79.6
2002	Jake Plummer	530	284	53.6	2,972	80t	18	20	65.7
2003	Jeff Blake	367	208	56.7	2,247	71t	13	15	69.6
2004	Josh McCown	408	233	57.1	2,511	48	11	10	74.1
2005	Kurt Warner	377	242	64.5	2,713	63	11	9	85.8
2006	Matt Leinart	375	214	56.8	2,547	57	11	12	74.0
2007	Kurt Warner	451	281	62.3	3,417	62	27	17	89.8
2008	Kurt Warner	*598	*401	*67.1	*4,583	79t	30	14	96.9
2009	Kurt Warner	513	339	66.1	3,752	26	14	16	92.2
2010	Derek Anderson	327	169	51.7	2,065	43	7	10	65.9
2011	Kevin Kolb	253	146	57.7	1,955	73	9	8	81.0
2012	Kevin Kolb	183	109	59.6	1,169	46t	8	3	86.1
2013	Carson Palmer	572	362	63.3	4,274	91t	24	22	83.9
2014	Drew Stanton	240	132	55.0	1,711	49	7	5	78.7
2015	Carson Palmer	537	342	63.7	*4,671	68	*35	11	*104.6
2016	Carson Palmer	597	364	61.0	4,233	80t	26	14	87.2
2017	Carson Palmer	267	164	61.4	1,978	46	9	7	84.4
2018	Josh Rosen	393	217	55.2	2,278	75t	11	14	66.7

\*Cardinal record

QUARTERBACK SACKS (OFFICIAL STATISTIC BEGAN IN 1982)

Year	Player, Position	Total	Year	Player, Position	Total
1970	Chuck Walker, DE	9.0	1996	Simeon Rice, DE	12.5
1971	Bob Rowe, DT	5.5	1997	Eric Swann, DT	7.5
1972	Ron Yankowski, DE	6.0	1998	Simeon Rice, DE	10.0
1973	Bob Rowe, DT	6.5	1999	Simeon Rice, DE	16.5
1974	Ron Yankowski, DE	9.0	2000	Simeon Rice, DE	7.5
1975	Bob Bell, DE	6.0	2001	Rob Fredrickson, LB	4.0
1976	John Zook, DE	9.5	2002	Kyle Vanden Bosch, DE	4.0
1977	Mike Dawson, DT	8.0	2003	Dennis Johnson, DE	3.0
1978	Mike Dawson, DT	9.0		Ray Thompson, LB	3.0
1979	Bob Ford, DE	9.0	2004	Bertrand Berry, DE	4.5
1980	Curtis Greer, DE	6.5	2005	Adrian Wilson, SS	*8.0
1981	Curtis Greer, DE	12.5	2006	Chike Okefor, DE	8.5
1982	Curtis Greer, DE	7.5	2007	Darnell Dockett, DT	9.0
1983	Curtis Greer, DE	16.0	2008	Bertrand Berry, DE	5.0
1984	Curtis Greer, DE	14.0	2009	Darnell Dockett, DT	7.0
1985	Curtis Greer, DE	7.0		Calais Campbell, DE	7.0
1986	Al Baker, DE	10.0	2010	Calais Campbell, DE	6.0
1987	Freddie Joe Nunn, DE	11.0	2011	Calais Campbell, DE	8.0
1988	Freddie Joe Nunn, DE	14.0	2012	Daryl Washington, LB	9.0
1989	Ken Harvey, LB	7.0	2013	John Abraham, LB	11.5
1990	Ken Harvey, LB	10.0	2014	Alex Okafor, LB	8.0
1991	Ken Harvey, LB	9.0		Dwight Freeney, LB	10.0
1992	Ken Harvey, LB	6.0	2016	Markus Golden, LB	12.5
1993	Ken Harvey, LB	9.5	2017	Chandler Jones, LB	**17.0
1994	Eric Swann, DT	7.0	2018	Chandler Jones, DE	13.0
1995	Clyde Simmons, DE	11.0			

\*Cardinal record    \*NFL record for DB    \*\*NFL leader





## RECEIVING

Year	Player	No.	Yards	Avg.	Long	TDs
1945	Billy Dewell	26	370	14.2	70	1
1946	Billy Dewell	27	643	*23.8	82t	7
	Mal Kutner	27	634	23.5	63	5
1947	Mal Kutner	43	994	21.9	70	7
1948	Mal Kutner	41	943	23.0	71	14
1949	Charley Trippi	34	484	14.1	49	6
1950	Bob Shaw	48	971	20.2	65	12
1951	Fran Polsfoot	57	796	14.0	80t	4
1952	Don Stonesifer	54	617	11.4	26	0
1953	Don Stonesifer	56	684	12.2	46	2
1954	Don Stonesifer	44	607	13.8	39	3
1955	Don Stonesifer	28	330	11.8	28	5
1956	Don Stonesifer	22	320	14.5	58	2
1957	Gern Nagler	27	475	17.6	83t	4
1958	Woodley Lewis	46	690	15.0	64	4
1959	Woodley Lewis	34	534	15.7	85t	3
1960	Sonny Randle	62	892	14.4	57	*15
1961	Sonny Randle	44	591	13.4	41	9
1962	Sonny Randle	63	1,158	18.4	86t	7
1963	Bobby Joe Conrad	73	967	13.2	48	10
1964	Bobby Joe Conrad	61	780	12.8	53	6
1965	Bobby Joe Conrad	58	909	15.7	71	5
1966	Jackie Smith	45	810	18.0	69	3
1967	Jackie Smith	56	1,205	21.5	76t	9
1968	Jackie Smith	49	789	16.1	65	2
1969	Dave Williams	56	702	12.5	61	7
1970	John Gilliam	45	952	21.1	79	5
1971	John Gilliam	42	837	19.9	54	3
1972	Johnny Roland	38	321	8.4	27	2
1973	Jackie Smith	41	600	14.6	42	1
	Donny Anderson	41	409	10.0	44	3
1974	Terry Metcalf	50	377	7.5	22	1
1975	Mel Gray	48	926	19.3	74	11
1976	Ike Harris	52	782	15.0	40	1
1977	Ike Harris	40	547	13.7	38	3
1978	Pat Tilley	62	900	14.5	43	3
1979	Pat Tilley	57	938	16.4	51t	6
1980	Pat Tilley	68	966	14.2	60t	6
1981	Pat Tilley	66	1,040	15.7	75	3

## PUNTING

Year	Player	No.	Avg.	Long	Blocked
1945	James Reynolds	38	36.4	48	0
1946	William Blackburn	35	41.9	60	0
1947	Ray Mallouf	43	39.9	62	0
1948	Ray Mallouf	45	39.0	61	0
1949	John Cochran	52	42.0	66	0
1950	Jim Hardy	56	39.4	76	0
1951	Fran Polsfoot	47	40.7	56	0
1952	Frank Tripucka	35	37.5	57	0
1953	Charley Trippi	54	42.8	63	0
1954	Charley Trippi	59	39.1	62	0
1955	Dave Mann	43	40.0	60	0
1956	Dave Mann	36	37.4	58	1
1957	Dave Mann	59	42.5	67	0
1958	Bobby Gordon	55	38.0	66	0
1959	Jerry Norton	59	44.9	60	0
1960	Jerry Norton	39	45.6	62	0
1961	Jerry Norton	85	44.7	78	1
1962	Sam Etcheverry	59	38.3	61	1
1963	Jerry Stovall	65	40.7	69	0
1964	Jackie Smith	41	40.4	64	0
1965	Jackie Smith	39	39.3	62	1
1966	Jackie Smith	47	37.9	56	1
1967	Chuck Latourette	62	40.8	67	0
1968	Chuck Latourette	65	41.6	55	0
1969	King Hill	73	37.6	57	1
1970	Chuck Latourette	65	40.9	59	0
1971	Chuck Latourette	56	38.5	55	1
1972	Donny Anderson	72	39.5	61	0
1973	Gary Kiethley	66	37.5	55	1
1974	Hal Roberts	81	38.7	57	0
1975	Jeff West	64	37.7	58	1
1976	Terry Joyce	64	36.4	54	2
1977	Duane Carrell	49	35.9	53	0
1978	Mike Wood	51	37.6	*81	0
1979	Steve Little	80	38.2	56	2
1980	Larry Swider	99	41.5	66	1
1981	Carl Birdsong	69	41.8	75	0

Year	Player	No.	Yards	Avg.	Long	TDs
1982	Pat Tilley	36	465	14.5	34	2
1983	Roy Green	78	1,227	15.7	71t	14
1984	Roy Green	78	1,555	19.9	83t	12
1985	Roy Green	50	693	13.9	47	5
1986	J.T. Smith	80	1,014	12.7	45	6
1987	J.T. Smith	91	1,117	12.3	38	8
1988	J.T. Smith	83	986	11.9	29	5
1989	J.T. Smith	62	778	12.5	31	5
1990	Ricky Proehl	56	802	14.3	45t	4
1991	Ernie Jones	61	957	15.7	53	4
1992	Ricky Proehl	60	744	12.4	63t	3
1993	Larry Centers	66	603	9.1	29	3
1994	Larry Centers	77	647	8.4	36	2
1995	Larry Centers	101	962	9.5	32	2
1996	Larry Centers	99	766	7.7	39	7
1997	Rob Moore	97	1,584	16.3	47t	8
1998	Frank Sanders	89	1,145	12.9	42	3
1999	Frank Sanders	79	954	12.1	63	1
2000	Michael Pittman	73	579	7.9	36t	2
2001	David Boston	98+*1	1,598	16.3	63t	8
2002	Freddie Jones	44	358	8.1	24	1
2003	Anquan Boldin	101	1,377	13.6	71t	8
2004	Larry Fitzgerald	58	780	13.4	48	8
2005	Larry Fitzgerald	++103	1,409	13.7	47	10
2006	Anquan Boldin	83	1,203	14.5	64	4
2007	Larry Fitzgerald	+100	+1,409	14.1	48t	10
2008	Larry Fitzgerald	+96	+1,431	14.9	78t	++12
2009	Larry Fitzgerald	97	1,092	11.3	34t	++13
2010	Larry Fitzgerald	90	1,137	12.6	41	6
2011	Larry Fitzgerald	80	1,411	17.6	73t	8
2012	Larry Fitzgerald	71	798	11.2	37t	4
2013	Larry Fitzgerald	82	954	11.6	75t	10
2014	Larry Fitzgerald	63	784	12.4	80t	2
2015	Larry Fitzgerald	*109	1,215	11.1	44	9
2016	Larry Fitzgerald	++107	1,023	9.6	32	6
2017	Larry Fitzgerald	*109	1,156	10.6	37	6
2018	Larry Fitzgerald	69	734	10.6	37	6

\*Cardinal record ++NFL Leader +NFC Leader

Year	Player	No.	Avg.	Long	Blocked
1982	Carl Birdsong	54	43.8	65	0
1983	Carl Birdsong	85	41.5	59	0
1984	Carl Birdsong	67	38.7	59	1
1985	Carl Birdsong	85	41.7	67	2
1986	Greg Cater	61	37.2	52	1
1987	Greg Horne	24	40.5	51	0
1988	Greg Horne	79	40.9	66	1
1989	Rich Camarillo	76	43.4	58	0
1990	Rich Camarillo	67	42.8	63	0
1991	Rich Camarillo	76	45.3	60	1
1992	Rich Camarillo	54	42.9	73	0
1993	Rich Camarillo	73	43.7	61	0
1994	Jeff Feagles	98	40.8	54	0
1995	Jeff Feagles	72	43.8	60	0
1996	Jeff Feagles	76	43.8	68	1
1997	Jeff Feagles	91	44.3	62	1
1998	Scott Player	81	41.7	67	1
1999	Scott Player	94	42.0	60	0
2000	Scott Player	65	44.2	55	0
2001	Scott Player	67	41.5	58	0
2002	Scott Player	88	43.9	58	1
2003	Scott Player	82	42.8	64	1
2004	Scott Player	98	43.2	57	1
2005	Scott Player	73	43.9	60	1
2006	Scott Player	66	44.9	58	2
2007	Mike Barr	59	40.4	61	1
2008	Dirk Johnson	40	41.8	59	0
2009	Ben Graham	86	47.0	64	0
2010	Ben Graham	94	43.4	65	0
2011	Dave Zastudil	87	45.2	66	0
2012	Dave Zastudil	*112	46.5	70	0
2013	Dave Zastudil	78	45.7	60	0
2014	Drew Butler	79	42.1	67	2
2015	Drew Butler	60	42.9	58	1
2016	Ryan Quigley	34	41.6	55	1
2017	Andy Lee	88	*47.3	63	0
2018	Andy Lee	94	++*48.6	64	0

\*Cardinal record ++NFL Leader



## PUNT RETURNS

Year	Player	No.	Yards	Avg.	Long	TDs
1945	Frank Seno	10	103	10.3	25	0
1946	Frank Seno	17	176	10.3	21	0
1947	John Cochran	10	147	14.7	31	0
1948	Jerry Davis	16	334	*20.9	70t	2
1949	John Cochran	15	314	*20.9	71t	2
1950	Don Paul	18	194	10.8	82	1
1951	Don Paul	19	143	7.5	23	0
1952	Billy Cross	21	177	8.4	38	0
1953	Charley Trippi	21	239	11.4	38	0
1954	Ollie Matson	11	100	9.1	59	1
1955	Ollie Matson	13	245	18.8	78	2
1956	Frank Bernardi	18	217	12.1	95t	1
1957	Woodley Lewis	24	175	7.3	31	0
1958	Bobby Joe Conrad	19	129	6.8	16	0
1959	Bill Stacy	29	281	9.7	74	2
1960	Bill Stacy	14	62	4.4	24	0
1961	Willie West	11	98	8.9	28	0
1962	Norm Beal	7	46	6.6	14	0
1963	Billy Gambrell	11	111	10.0	49	0
1964	Billy Gambrell	12	126	10.5	36	0
	Jim Burson	12	125	10.4	68t	1
1965	Abe Woodson	17	7	0.4	13	0
1966	Johnny Roland	20	221	11.1	86t	1
1967	Phil Spiller	15	124	8.3	33	0
1968	Chuck Latourette	28	345	12.3	86t	1
1969	Roger Wehrli	13	65	5.0	25	0
1970	Chuck Latourette	30	171	5.7	16	0
1971	Larry Willingham	10	84	8.4	34	0
1972	Larry Willingham	9	41	4.6	13	0
1973	Gary Hammond	11	80	7.3	51	0
1974	Terry Metcalf	26	340	13.1	43	0
1975	Terry Metcalf	23	285	12.4	69t	1
1976	Terry Metcalf	17	188	11.1	39	0
1977	Terry Metcalf	14	108	7.7	23	0
1978	Willard Harrell	21	196	9.3	70t	1
1979	Willard Harrell	32	205	6.4	68	0
1980	Mark Bell	22	195	8.9	54	0
1981	Stump Mitchell	42	445	10.6	50t	1

Year	Player	No.	Yards	Avg.	Long	TDs
1982	Stump Mitchell	27	165	6.1	15	0
1983	Stump Mitchell	38	337	8.9	34	0
1984	Stump Mitchell	38	333	8.8	39	0
1985	J.T. Smith	26	283	10.9	31	0
1986	Vai Sikahema	43	522	12.1	71t	2
1987	Vai Sikahema	44	550	12.5	76t	1
1988	Vai Sikahema	33	341	10.3	28	0
1989	Vai Sikahema	37	433	11.7	53	0
1990	Vai Sikahema	36	306	8.5	20	0
1991	John Jackson	31	244	7.9	19	0
1992	Johnny Bailey	20	263	13.2	65	0
1993	Johnny Bailey	35	282	8.1	58t	1
1994	Patrick Robinson	41	285	7.0	23	0
1995	Anthony Edwards	18	131	7.3	16	0
1996	Marcus Dowdell	34	297	8.7	35	0
1997	Kevin Williams	40	462	11.6	50	0
1998	Eric Metcalf	43	295	6.9	24	0
1999	Mac Cody	32	373	+11.7	31	0
2000	Mac Cody	31	222	7.2	25	0
2001	Arnold Jackson	40	461	11.5	55	0
2002	Arnold Jackson	31	182	5.9	22	0
2003	Anquan Boldin	20	130	6.5	19	0
2004	Karl Williams	42	286	6.8	38	0
2005	Reggie Swinton	42	334	8.0	32	0
2006	Troy Walters	24	250	10.4	37	0
2007	Steve Breaston	42	395	9.4	73t	1
2008	Steve Breaston	33	237	7.2	25	0
2009	Steve Breaston	38	253	6.7	64	0
2010	Andre Roberts	35	263	7.5	25	0
2011	Patrick Peterson	44	***699	15.9	*96t	**4
2012	Patrick Peterson	*51	426	8.4	26	0
2013	Patrick Peterson	33	198	6.0	22	0
2014	Ted Ginn, Jr.	26	277	10.7	71t	1
2015	Patrick Peterson	32	260	8.1	38	0
2016	John Brown	17	119	7.0	32	0
2017	Kerwynn Williams	21	137	6.5	20	0
2018	Christian Kirk	21	164	7.8	44	0

\*Cardinal record \*\*NFL Record \*\*\*NFL rookie record  
+NFC Leader

## KICKOFF RETURNS

Year	Player	No.	Yards	Avg.	Long	TDs
1945	Frank Seno	19	408	21.4	31	0
1946	Frank Seno	13	408	31.3	105t	1
1947	Charley Trippi	15	321	21.4	33	0
1948	Jerry Davis	15	437	29.2	83	0
1949	Charley Trippi	18	427	23.7	48	0
1950	Don Paul	28	693	24.7	46	0
1951	Emil Stiko	17	429	25.2	41	0
1952	Ollie Matson	20	623	31.2	100t	*2
1953	Billy Cross	12	257	21.4	39	0
1954	Les Goble	27	749	27.7	94t	*2
1955	Ollie Matson	15	368	24.5	37	0
1956	Ollie Matson	13	362	27.7	105t	1
1957	Woodley Lewis	26	682	26.2	52	0
1958	Ollie Matson	14	497	*35.5	101t	*2
1959	Bobby Joe Conrad	18	388	21.7	33	0
1960	Willie West	13	370	28.5	87	0
1961	Pat Fischer	17	426	25.1	53	0
1962	Bill Triplett	24	608	25.3	49	0
1963	Jerry Stovall	15	419	27.9	55	0
1964	Jerry Stovall	24	566	23.6	47	0
1965	Abe Woodson	27	665	24.6	65	0
1966	Roy Shivers	27	762	28.2	94t	1
1967	Bobby Williams	24	583	24.3	38	0
1968	Chuck Latourette	46	1,237	26.9	75	0
1969	MacArthur Lane	20	523	26.2	69	0
1970	Chuck Latourette	13	254	19.5	24	0
1971	Mel Gray	30	740	24.7	65	0
1972	Bobby Moore	20	437	21.9	37	0
1973	Les Shy	16	445	27.8	97t	1
1974	Terry Metcalf	20	623	31.2	94t	1
1975	Terry Metcalf	35	960	27.4	93t	1
1976	Jerry Latin	16	357	22.3	39	0
	Terry Metcalf	16	325	20.3	33	0
1977	Terry Metcalf	32	772	24.1	51	0
1978	Willard Harrell	19	389	20.5	32	0
1979	Roy Green	41	1,007	24.6	106t	1
1980	Roy Green	32	745	23.3	37	0
1980	Roy Green	32	745	23.3	37	0
1981	Stump Mitchell	55	1,292	23.5	67	0

Year	Player	No.	Yards	Avg.	Long	TDs
1982	Stump Mitchell	16	364	22.8	33	0
1983	Stump Mitchell	36	778	21.6	66	0
1984	Stump Mitchell	35	804	23.0	56	0
1985	Clyde Duncan	28	550	19.6	34	0
1986	Vai Sikahema	37	847	22.9	44	0
1987	Vai Sikahema	34	761	22.4	50	0
1988	Vai Sikahema	23	475	20.7	39	0
1989	Vai Sikahema	43	874	20.3	52	0
1990	Vai Sikahema	27	544	20.1	32	0
1991	Larry Centers	16	330	20.6	39	0
1992	Johnny Bailey	28	690	24.6	63	0
1993	Johnny Bailey	31	699	22.5	48	0
1994	Chuck Levy	26	513	19.7	31	0
1995	Ryan Terry	37	808	21.8	53	0
1996	Leeland McElroy	54	1,148	21.3	92	0
1997	Kevin Williams	59	1,458	24.7	63	0
1998	Eric Metcalf	57	1,218	21.4	59	0
1999	Mario Bates	52	1,231	23.7	68	0
2000	MarTay Jenkins	**82	**2,186	26.7	98t	1
2001	MarTay Jenkins	49	1,120	22.9	70	0
2002	Kevin Kasper	32	722	22.6	40	0
2003	Josh Scobey	73	1,684	23.1	100t	1
2004	Josh Scobey	32	723	22.6	71	0
2005	Reggie Swinton	63	1,456	23.1	90	0
2006	J.J. Arrington	66	1,503	22.8	99t	1
2007	Steve Breaston	62	1,391	22.7	59	0
2008	J.J. Arrington	36	923	25.6	93t	1
2009	LaRod Stephens-Howling	52	1,257	24.2	99t	1
2010	LaRod Stephens-Howling	57	++1,548	27.2	102t	*2
2011	LaRod Stephens-Howling	36	857	23.8	37	0
2012	William Powell	21	507	24.1	65	0
2013	Javier Arenas	23	493	21.4	46	0
2014	Ted Ginn, Jr.	22	417	19.0	43	0
2015	David Johnson	22	598	27.2	*108t	1
2016	Brittan Golden	11	266	24.2	49	0
2017	Kerwynn Williams	16	326	20.4	28	0
2018	T.J. Logan	12	296	24.7	36	0

\*Cardinal record \*\*NFL record ++NFL Leader



## FIELD GOALS

Year	Player	Att.	Made	Pct.	Long
1945	Conway Baker	1	0	.000	27
1946	Ward Cuff	12	5	.417	42
1947	Pat Harder	10	7	.700	35
1948	Pat Harder	17	7	.412	36
1949	Ventan Yablonski	6	5	.833	34
1950	Pat Harder	9	4	.444	47
1951	Cliff Patton	8	5	.625	27
1952	Joe Geri	18	2	.111	40
1953	Pat Summerall	24	9	.375	49
1954	Pat Summerall	19	8	.421	50
1955	Pat Summerall	19	8	.421	42
1956	Pat Summerall	22	10	.455	42
1957	Pat Summerall	17	6	.353	34
1958	Bobby Joe Conrad	17	6	.353	45
1959	Bobby Joe Conrad	9	6	.667	37
1960	Gerry Perry	20	13	.650	44
1961	Gerry Perry	16	7	.438	38
1962	Gerry Perry	12	5	.417	42
1963	Jim Bakken	21	11	.524	45
1964	Jim Bakken	38	25	.659	51
1965	Jim Bakken	31	21	.677	45
1966	Jim Bakken	40	23	.575	47
1967	Jim Bakken	39	27	.692	47
1968	Jim Bakken	24	15	.625	47
1969	Jim Bakken	24	12	.500	46
1970	Jim Bakken	32	20	.625	49
1971	Jim Bakken	32	21	.656	45
1972	Jim Bakken	22	14	.636	49
1973	Jim Bakken	32	23	.719	46
1974	Jim Bakken	22	13	.591	47
1975	Jim Bakken	24	19	.792	47
1976	Jim Bakken	27	20	.741	43
1977	Jim Bakken	16	7	.438	49
1978	Jim Bakken	22	11	.500	45
1979	Steve Little	19	10	.526	51
1980	Neil O'Donoghue	15	11	.733	43
1981	Neil O'Donoghue	32	19	.594	47
1982	Neil O'Donoghue	13	8	.615	48

## INTERCEPTIONS

Year	Player	No.	Yards	Avg.	Long	TDs
1945	Leo Cantor	5	70	14.0	26	0
1946	Mal Kutner	5	29	5.8	24	0
1947	John Cochran	8	122	15.3	39	0
1948	John Cochran	7	111	15.9	32	0
1949	Bob Nussbaumer	*12	157	13.1	68	0
1950	Jerry Davis	9	40	4.4	15	0
1951	S.J. Whitman	7	102	14.6	31	0
1952	Roy Barni	6	70	11.7	38	0
1953	Ray Ramsey	10	*237	23.7	46	1
1954	Dick Lane	10	181	18.1	64	0
1955	Dick Lane	6	69	11.5	31	0
1956	Lindon Crow	11	170	15.5	0	0
1957	Jim Hill	3	52	17.3	0	0
1958	Dick Nolan	5	30	6.0	0	0
1959	Billy Stacy	5	114	22.8	0	0
1960	Jerry Norton	10	96	9.6	0	0
1961	Jerry Norton	7	136	19.4	47	2
1962	Bill Stacy	6	72	12.0	53	0
1963	Pat Fischer	8	169	21.1	55	0
1964	Pat Fischer	10	164	16.4	39	2
1965	Larry Wilson	6	153	25.5	96	1
1966	Larry Wilson	10	180	18.0	91	2
1967	Pat Fischer	4	85	21.3	69	1
	Larry Wilson	4	75	18.8	44	0
	Jerry Stovall	4	6	1.5	6	0
1968	Larry Wilson	4	14	3.5	8	0
1969	Bob Atkins	3	74	24.7	42	0
	Roger Wehrli	3	44	14.7	44	0
1970	Roger Wehrli	6	50	8.3	41	0
1971	Larry Wilson	4	46	11.5	23	0
	Norm Thompson	4	45	11.3	25	0
1972	Larry Wilson	3	35	11.7	24	0
	Miller Farr	3	21	7.0	21	0
1973	Jim Tolbert	2	34	17.0	26	0
	Clarence Duren	2	13	6.5	13	0
1974	Norm Thompson	6	190	31.7	56	1
1975	Norm Thompson	7	141	20.1	61	1
1976	Norm Thompson	4	83	20.8	38	0
1976	Mike Sensibaugh	4	60	15.0	35	1
	Roger Wehrli	4	31	7.8	26	0
1977	Roger Wehrli	5	44	8.8	41	0
1978	Ken Stone	9	139	15.4	33	0
1979	Ken Stone	6	70	11.6	30	0
1980	Ken Stone	5	63	12.6	20	0
1981	Ken Greene	7	111	15.9	47	0
1982	Benny Perrin	1	35	35.0	35	0
	Jeff Griffin	1	8	8.0	8	0
	Lee Nelson	1	7	7.0	7	0

Year	Player	Att.	Made	Pct.	Long
1983	Neil O'Donoghue	29	15	.517	52
1984	Neil O'Donoghue	35	23	.657	52
1985	Neil O'Donoghue	18	10	.556	49
1986	John Lee	13	8	.615	47
1987	Jim Gallery	19	9	.474	48
1988	Al Del Greco	21	12	.571	51
1989	Al Del Greco	26	18	.692	50
1990	Al Del Greco	27	17	.629	50
1991	Greg Davis	30	21	.700	52
1992	Greg Davis	26	13	.500	49
1993	Greg Davis	28	21	.750	55
1994	Greg Davis	26	20	.769	51
1995	Greg Davis	39	30	.769	55
1996	Kevin Butler	17	14	.824	41
1997	Joe Nedney	17	11	.647	45
1998	Joe Nedney	19	13	.684	53
1999	Chris Jacke	27	19	.704	49
2000	Cary Blanchard	23	16	.696	54
2001	Bill Gramatica	20	16	.800	50
2002	Bill Gramatica	21	15	.714	50
2003	Neil Rackers	12	9	.750	49
2004	Neil Rackers	29	22	.758	55
2005	Neil Rackers	*42	*40	*.952	54
2006	Neil Rackers	37	28	.757	50
2007	Neil Rackers	30	21	.700	52
2008	Neil Rackers	28	25	.893	54
2009	Neil Rackers	17	16	.941	48
2010	Jay Feely	27	24	.888	55
2011	Jay Feely	24	19	.792	51
2012	Jay Feely	28	25	.893	*61
2013	Jay Feely	36	30	.833	52
2014	Chandler Catanzaro	33	29	.879	51
2015	Chandler Catanzaro	31	28	.903	47
2016	Chandler Catanzaro	28	21	.750	60
2017	Phil Dawson	32	40	.800	57
2018	Zane Gonzalez	9	7	.778	55

\*Cardinal record

Year	Player	No.	Yards	Avg.	Long	TDs
	Ken Greene	1	2	2.0	2	0
	Carl Allen	1	0	0.0	0	0
	Mike Dawson	1	0	0.0	0	0
1983	Lionel Washington	8	92	11.5	26	0
1984	Lionel Washington	5	42	8.4	18	0
1985	E.J. Junior	5	109	21.8	53	0
1986	Cedric Mack	4	42	10.5	24	0
1987	Travis Curtis	5	65	13.0	31	0
1988	Cedric Mack	3	33	11.0	12	0
	Carl Carter	3	0	0.0	0	0
1989	Tim McDonald	7	170	24.3	53	1
1990	Tim McDonald	4	63	15.8	38	0
1991	Aeneas Williams	6	60	10.0	32	0
1992	Robert Massey	5	147	29.4	46	*3
1993	Lorenzo Lynch	3	13	4.3	13	0
1994	Aeneas Williams	9	89	9.9	43	0
1995	Aeneas Williams	6	86	14.3	48	2
1996	Aeneas Williams	6	89	14.8	65	1
1997	Aeneas Williams	6	95	15.8	42	2
1998	Kwamie Lassiter	8	80	10.0	29	0
1999	Kwamie Lassiter	2	110	*55.0	78	1
	Rob Fredrickson	2	57	28.5	34	1
	Tom Knight	2	16	8.0	16	0
	Pat Tillman	2	7	3.5	6	0
	Aeneas Williams	2	5	2.5	8	0
2000	Aeneas Williams	5	102	20.4	48	0
2001	Kwamie Lassiter	9	80	8.9	25	0
2002	Adrian Wilson	4	35	8.8	35	0
2003	Dexter Jackson	6	122	20.3	30	0
2004	David Macklin	4	18	4.5	16	0
2005	Karlos Dansby	3	31	10.3	18	2
2006	Adrian Wilson	4	146	36.5	99	1
2007	Antrel Rolle	5	231	46.2	57	*3
	Rod Hood	5	196	39.2	71	2
2008	D. Rodgers-Cromartie	4	129	32.3	99	1
2009	D. Rodgers-Cromartie	6	77	12.8	49	1
2010	Kerry Rhodes	4	174	43.5	66	0
2011	Richard Marshall	3	83	27.7	49	0
2012	Patrick Peterson	7	64	9.1	31	0
2013	Karlos Dansby	4	48	12.0	23	2
2014	Rashad Johnson	4	146	36.5	88	2
2015	Tyrann Mathieu	5	92	18.4	33	1
	Rashad Johnson	5	14	2.8	11	0
2016	Marcus Cooper	4	95	23.8	60	1
2017	Antoine Bethea	5	51	10.2	21	0
2018	Tre Boston	3	9	3.0	9	0

\*Cardinal record



## ANNUAL TURNOVER DIFFERENTIALS

Year	Giveaways			Takeaways			Net
	INTs	Fumbles/Lost	Total	INTs	Fumbles/Lost	Total	
2018	18	23/10	28	7	20/9	16	-12
2017	18	19/7	25	15	20/6	21	-4
2016	17	27/11	28	14	30/14	28	Even
2015	13	23/11	24	19	31/14	33	+9
2014	12	16/5	17	18	13/7	25	+8
2013	22	22/9	31	20	20/10	30	-1
2012	21	25/13	34	22	17/11	33	-1
2011	23	24/9	32	10	15/9	19	-13
2010	19	33/16	35	17	22/13	30	-5
2009	18	32/18	36	21	20/8	29	-7
2008	15	27/15	30	13	26/17	30	Even
2007	24	27/12	36	18	23/11	29	-7
2006	17	31/13	30	16	29/17	33	+3
2005	21	26/16	37	15	24/11	26	-11
2004	18	34/11	29	15	32/15	30	+1
2003	22	29/14	36	13	21/10	23	-13
2002	22	26/13	35	17	15/8	25	-10
2001	14	26/13	27	17	27/7	24	-3
2000	24	32/20	44	10	17/10	20	-24
1999	30	31/10	40	17	28/10	27	-13
1998	20	30/16	36	20	31/19	39	+3
1997	22	27/20	42	15	16/5	20	-22
1996	21	29/14	35	11	24/14	25	-10
1995	24	41/19	43	19	39/23	42	-1
1994	19	25/10	29	23	28/13	36	+7
1993	20	23/11	31	9	27/17	26	-5
1992	24	26/18	42	16	25/12	28	-14
1991	25	31/14	39	17	37/21	38	-1
1990	18	25/14	32	16	28/11	27	-5
1989	30	24/14	44	16	18/11	27	-17
1988	19	34/16	35	16	27/13	29	-6
1987	15	23/12	27	14	34/19	33	+6
1986	19	25/10	29	10	40/12	22	-7
1985	18	36/16	34	13	28/14	27	-7
1984	16	32/20	36	21	20/12	33	-3
1983	21	50/27	48	28	32/20	48	Even
1982	6	17/10	16	6	14/9	15	-1
1981	24	34/21	45	21	33/16	37	-8
1980	24	24/13	37	20	27/14	34	-3
1979	24	42/21	45	18	40/19	37	-8
1978	21	28/14	35	26	33/16	42	+7
1977	21	30/16	37	19	19/12	31	-6
1976	13	44/24	37	19	32/20	39	+2
1975	20	33/19	39	22	26/15	37	-2
1974	8	27/9	17	16	24/9	25	+8
1973	15	37/14	29	10	31/17	27	-2
1972	23	43/16	39	11	31/16	27	-12
1971	26	35/20	46	17	28/16	33	-13
1970	19	24/15	34	21	20/14	35	+1
1969	25	24/10	35	15	19/12	27	-8
1968	20	24/11	31	13	19/8	21	-10
1967	35	23/11	46	19	19/13	32	-14
1966	19	26/18	37	21	20/10	31	-6
1965	25	15/7	32	17	29/15	32	Even
1964	24	29/16	40	25	24/14	39	-1
1963	21	29/18	39	18	32/18	36	-3
1962	30	37/21	51	16	23/15	31	-20
1961	23	39/18	41	24	36/20	44	+3
1960	25	43/21	46	21	35/23	44	-2
1959	19	48/36	55	15	25/15	30	-25
1958	27	37/21	48	15	29/16	31	-17
1957	22	22/15	37	12	27/13	25	-12
1956	14	29/21	35	33	23/12	45	+10
1955	25	35/20	45	29	23/18	47	+2
1954	30	32/22	52	24	30/19	43	-9
1953	27	39/21	48	24	23/12	36	-12
1952	22	33/23	45	25	30/18	43	-2
1951	24	26/20	44	27	21/16	43	-1
1950	31	25/14	45	22	37/24	46	+1
1949	26	20/16	42	33	26/21	54	+12
1948	12	21/16	28	23	30/24	47	+19
1947	25	32/16	41	27	25/18	45	+4
1946	20	44/29	49	25	39/20	45	-4
1945	18	35/13	31	12	26/12	24	-7
1944	41	30/12	53	16	23/12	28	-25
1943	39	17/5	44	16	19/12	28	-16
1942	29	25/11	40	25	19/8	33	-7
1941	20	19/12	32	16	27/15	31	-1





## ALL-TIME CARDINAL SHUTOUTS

Date	Opponent	Score	Date	Opponent	Score
Dec. 24, 2017	N.Y. Giants	23-0	Nov. 10, 1929	Minneapolis Red Jackets	8-0
Dec. 12, 1992	N.Y. Giants	19-0	Nov. 6, 1929	At Providence Steam Roller	16-0
Nov. 15, 1981	Buffalo Bills	24-0	Oct. 20, 1929	At Chicago Bears	0-0
Oct. 31, 1977	N.Y. Giants	28-0	Oct. 7, 1928	Dayton Triangles	7-0
Sept. 19, 1976	Green Bay Packers	29-0	Nov. 24, 1927	At Chicago Bears	3-0
Nov. 16, 1970	At Dallas Cowboys	38-0	Oct. 9, 1927	Dayton Triangles	7-0
Nov. 8, 1970	Boston Patriots	31-0	Nov. 25, 1926	At Chicago Bears	0-0
Nov. 1, 1970	Houston Oilers	44-0	Oct. 3, 1926	Racine Tornadoes	20-0
Dec. 17, 1961	Pittsburgh Steelers	20-0	Sept. 26, 1926	L.A. Buccaneers	15-0
Oct. 22, 1961	At Washington Redskins	24-0	Sept. 19, 1926	Columbus Tigers	14-0
Oct. 18, 1942	At Detroit Lions	7-0	Dec. 10, 1925	Milwaukee Badgers	59-0
Sept. 20, 1942	Detroit Lions	13-0	Nov. 29, 1925	Rock Island Independents	7-0
Sept. 13, 1942	Cleveland Rams (at Buffalo)	7-0	Nov. 26, 1925	At Chicago Bears	0-0
Nov. 23, 1941	At Cleveland Rams	7-0	Nov. 22, 1925	Dayton Triangles	14-0
Sept. 15, 1940	Detroit Lions (at Buffalo)	0-0	Oct. 25, 1925	Chicago Bears	9-0
Sept. 24, 1939	At Pittsburgh Pirates	10-0	Oct. 14, 1925	Milwaukee Badgers	24-0
Oct. 3, 1937	At Cleveland Rams	6-0	Nov. 16, 1924	Akron Indians	13-0
Dec. 6, 1936	Green Bay Packers	0-0	Nov. 9, 1924	Dayton Triangles	23-0
Nov. 8, 1936	Philadelphia Eagles	13-0	Oct. 12, 1924	Minneapolis Marines	13-0
Nov. 24, 1935	At Boston Redskins	6-0	Oct. 5, 1924	Green Bay Packers	3-0
Oct. 13, 1935	At Green Bay Packers	3-0	Nov. 18, 1923	Duluth Kelleys	10-0
Nov. 29, 1934	Green Bay Packers	6-0	Nov. 11, 1923	Hammond Pros.	6-0
Nov. 18, 1934	At Green Bay Packers	9-0	Oct. 21, 1923	Minneapolis Marines	9-0
Nov. 6, 1934	At Brooklyn Dodgers	21-0	Oct. 14, 1923	Akron Indians	19-0
Oct. 7, 1934	At Cincinnati Reds	16-0	Oct. 7, 1923	Rochester Jeffersons	60-0
Sept. 23, 1934	At Cincinnati Reds	9-0	Sept. 30, 1923	Buffalo All-Americans	3-0
Dec. 3, 1933	Boston Redskins	0-0	Dec. 10, 1922	Chicago Bears	9-0
Oct. 8, 1933	At Cincinnati Reds	3-0	Nov. 30, 1922	Chicago Bears	6-0
Oct. 16, 1932	At Boston Braves	9-0	Nov. 12, 1922	Akron Pros.	7-0
Oct. 9, 1932	Chicago Bears	0-0	Oct. 22, 1922	Minneapolis Marines	3-0
Nov. 28, 1931	Cleveland Indians	21-0	Oct. 1, 1922	Milwaukee Badgers	3-0
Nov. 2, 1930	Frankford Yellow Jackets	6-0	Dec. 18, 1921	At Chicago Staleys	0-0
Oct. 8, 1930	At Newark Tornadoes	13-0	Nov. 6, 1921	Hammond Pros.	7-0
Oct. 5, 1930	At Portsmouth Spartans	0-0	Oct. 2, 1921	Minneapolis Marines	20-0
Dec. 8, 1929	At Orange Tornadoes	26-0	Oct. 31, 1920	Detroit Heralds	21-0
Nov. 24, 1929	Dayton Triangles	19-0	Oct. 10, 1920	At Chicago Tigers	0-0

## ALL-TIME OPPONENT SHUTOUTS

Date	Opponent	Score	Date	Opponent	Score
Sept. 16, 2018	At Los Angeles Rams	0-34	Dec. 6, 1937	Green Bay Packers	0-0
Oct. 22, 2017	Los Angeles Rams (at London)	0-33	Oct. 25, 1936	At Brooklyn Dodgers	0-9
Dec. 9, 2012	At Seattle Seahawks	0-58	Oct. 4, 1936	At Green Bay Packers	0-24
Sept. 14, 2003	Seattle Seahawks	0-38	Sept. 28, 1936	At Detroit Lions	0-39
Dec. 1, 2002	At Kansas City Chiefs	0-49	Dec. 8, 1935	Chicago Bears	0-13
Sept. 15, 1996	At New England Patriots	0-31	Oct. 28, 1934	At Boston Redskins	0-9
Sept. 18, 1994	At Cleveland Browns	0-32	Oct. 21, 1934	At Green Bay Packers	0-15
Oct. 27, 1991	Minnesota Vikings	0-28	Oct. 14, 1934	At Chicago Bears	0-20
Sept. 15, 1991	At Washington Redskins	0-34	Sept. 30, 1934	At Detroit Lions	0-6
Sept. 9, 1990	At Washington Redskins	0-31	Dec. 3, 1933	Boston Redskins	0-0
Dec. 17, 1989	Denver Broncos	0-37	Nov. 19, 1933	Brooklyn Dodgers	0-3
Nov. 10, 1985	At Tampa Bay Buccaneers	0-16	Oct. 29, 1933	At Brooklyn Dodgers	0-7
Jan. 2, 1983	At Washington Redskins	0-28	Oct. 22, 1933	At Boston Redskins	0-10
Dec. 20, 1981	At Philadelphia Eagles	0-38	Nov. 24, 1932	At Chicago Bears	0-34
Oct. 19, 1980	At Washington Redskins	0-23	Nov. 13, 1932	At Brooklyn Dodgers	0-3
Sept. 30, 1979	At L.A. Rams	0-21	Oct. 9, 1932	Chicago Bears	0-0
Dec. 10, 1978	At N.Y. Giants	0-17	Nov. 27, 1930	At Chicago Bears	0-6
Sept. 18, 1977	At Denver Broncos	0-7	Oct. 5, 1930	At Portsmouth Spartans	0-0
Dec. 8, 1974	At New Orleans Saints	0-14	Sept. 21, 1930	At Green Bay Packers	0-14
Oct. 17, 1971	At Washington Redskins	0-20	Nov. 17, 1929	Green Bay Packers	0-12
Oct. 17, 1968	At Baltimore Colts	0-27	Nov. 2, 1929	At Frankford Yellow Jackets	0-8
Sept. 23, 1962	At Green Bay Packers	0-17	Oct. 20, 1929	At Chicago Bears	0-0
Nov. 19, 1961	At Baltimore Colts	0-16	Nov. 29, 1928	At Chicago Bears	0-34
Dec. 1, 1957	At Cleveland Browns	0-31	Nov. 25, 1928	At N.Y. Yankees	0-19
Nov. 20, 1955	Washington Redskins	0-31	Nov. 24, 1929	At Frankford Yellow Jackets	0-19
Oct. 16, 1955	At N.Y. Giants	0-10	Oct. 14, 1928	At Green Bay Packers	0-20
Nov. 21, 1953	At Philadelphia Eagles	0-38	Sept. 23, 1928	Chicago Bears	0-15
Nov. 25, 1951	N.Y. Giants	0-10	Oct. 16, 1927	At Green Bay Packers	0-13
Nov. 11, 1945	At Pittsburgh Steelers	0-23	Sept. 25, 1927	Chicago Bears	0-9
Oct. 21, 1945	At Detroit Lions	0-26	Nov. 25, 1926	At Chicago Bears	0-0
Sept. 30, 1945	At Cleveland Rams	0-21	Nov. 11, 1926	At Chicago Bears	0-10
Sept. 23, 1945	Detroit Lions (at Milwaukee)	0-10	Nov. 7, 1926	At N.Y. Giants	0-20
Nov. 12, 1944	At Detroit Lions	0-10	Oct. 31, 1926	Green Bay Packers	0-3
Nov. 5, 1944	Detroit Lions (at Pittsburgh)	0-27	Oct. 17, 1926	At Chicago Bears	0-16
Oct. 22, 1944	At N.Y. Giants	0-23	Nov. 26, 1925	At Chicago Bears	0-0
Nov. 7, 1943	At Brooklyn Dodgers	0-7	Nov. 27, 1924	Chicago Bears	0-21
Oct. 17, 1943	Detroit Lions (at Buffalo)	0-7	Oct. 19, 1924	At Chicago Bears	0-6
Oct. 10, 1943	Chicago Bears	0-20	Nov. 29, 1923	At Chicago Bears	0-3
Nov. 8, 1942	At Washington Redskins	0-28	Nov. 19, 1922	Canton Bulldogs	0-7
Sept. 15, 1940	Detroit Lions (at Buffalo)	0-0	Dec. 18, 1921	At Chicago Staleys	0-0
Nov. 5, 1939	At Cleveland Rams	0-14	Dec. 4, 1921	Akron Pros.	0-7
Oct. 22, 1939	Cleveland Rams	0-24	Oct. 9, 1921	Akron Pros.	0-23
Nov. 6, 1938	At N.Y. Giants	0-6	Dec. 5, 1920	At Decatur Staleys	0-10
Oct. 26, 1938	Philadelphia Eagles (at Erie)	0-7	Oct. 24, 1920	At Rock Island Independents	0-7
Oct. 23, 1938	At Detroit Lions	0-10	Oct. 10, 1920	At Chicago Tigers	0-0
Oct. 2, 1938	At Brooklyn Dodgers	0-13			



## ALL-TIME TWO-POINT CONVERSIONS

### ANNUAL RESULTS

Year	Results	Year	Results	Year	Results
1994	1-3	2003	1-5	2012	0-0
1995	5-6	2004	1-3	2013	1-4
1996	2-2	2005	3-5	2014	2-5
1997	3-3	2006	0-1	2015	0-0
1998	0-0	2007	0-1	2016	1-4
1999	0-1	2008	1-3	2017	1-2
2000	0-5	2009	0-0	2018	2-1
2001	1-1	2010	1-2	<b>Overall</b>	<b>27-61</b>
2002	1-2	2011	0-2		

### SUCCESSFUL CONVERSIONS

Date	Opponent	Play	Outcome, Score
Dec. 30, 2018	At Seattle	David Johnson run	L, 24-27
Oct. 28, 2018	San Francisco	Larry Fitzgerald pass from Josh Rosen	W, 18-15
Nov. 26, 2017	Jacksonville	Larry Fitzgerald pass from Blaine Gabbert	W, 27-24
Dec. 11, 2016	At Miami	David Johnson pass from Carson Palmer	L, 23-26
Dec. 7, 2014	Kansas City	John Carlson pass from Drew Stanton	W, 17-14
Nov. 30, 2014	At Atlanta	Stepfan Taylor run	L, 18-29
Dec. 22, 2013	At Seattle	Rashard Mendenhall run	W, 17-10
Nov. 14, 2010	Seattle	Larry Fitzgerald pass from Derek Anderson	L, 18-36
Sept. 28, 2008	At N.Y. Jets	Edgerrin James run	L, 35-56
Dec. 4, 2005	At San Francisco	Obafemi Ayanbadejo run	W, 17-10
Nov. 20, 2005	At St. Louis	Anquan Boldin pass from Kurt Warner	W, 38-28
Nov. 13, 2005	At Detroit	Obafemi Ayanbadejo run	L, 21-29
Dec. 12, 2004	San Francisco	Josh McCown run	L (OT), 28-31
Oct. 2, 2003	Baltimore	Jeff Blake run	L, 18-26
Sept. 22, 2002	San Diego	Frank Sanders pass from Jake Plummer	L, 15-23
Dec. 2, 2001	At Oakland	Jake Plummer run	W (OT), 34-31
Dec. 21, 1997	Atlanta	Jake Plummer run	W, 29-26
Sept. 28, 1997	At Tampa Bay	Frank Sanders pass from Kent Graham	L, 18-19
Sept. 7, 1997	Dallas	Rob Moore pass from Kent Graham	W, 25-22
Nov. 3, 1996	At N.Y. Giants	Boomer Esiason run	L, 8-16
Sept. 22, 1996	At New Orleans	Rob Moore pass from Kent Graham	W, 28-14
Dec. 17, 1995	At Philadelphia	Stevie Anderson pass from Dave Krieg	L, 20-21
Dec. 9, 1995	At San Diego	Stevie Anderson pass from Dave Krieg	L, 25-28
Nov. 12, 1995	Minnesota	Rob Moore pass from Dave Krieg	L, 24-30
Oct. 8, 1995	At N.Y. Giants	Frank Sanders pass from Dave Krieg	L, 21-27
Sept. 17, 1995	At Detroit	Frank Sanders pass from Dave Krieg	W, 20-17
Dec. 4, 1994	At Houston	Ronald Moore run	W, 30-12

Note: Two-point conversion rule instituted in NFL in 1994.

### CARDINALS ALL-TIME OPPONENTS

Akron Indians	Cincinnati Celts	Hammond Pros	Minneapolis Marines	Providence Steam Rollers
Akron Pros	Cincinnati Reds	Houston Oilers	Minneapolis Red Jackets	Racine American Legion
Atlanta Falcons	Cleveland Browns	Houston Texans	Minnesota Vikings	Racine Legion
Baltimore Colts	Cleveland Bulldogs	Indianapolis Colts	Moline Athletics	Racine Tornadoes
Baltimore Ravens	Cleveland Indians	Indianapolis Indians	New England Patriots	Rochester Jeffersons
Battle Creek Maroons	Cleveland Rams	Jacksonville Jaguars	New Orleans Saints	Rock Island Independents
Berkeley Giants	College All-Stars	Kansas City Blues	New York Bulldogs	San Diego Chargers
Boston Braves	Columbus Panhandles	Kansas City Chiefs	New York Giants	San Francisco 49ers
Boston Redskins	Columbus Tigers	Kansas City Cowboys	New York Jets	Seattle Seahawks
Boston Yankees	Dallas Cowboys	Kenosha Cardinals	New York Yanks	Southern CA Maroons
Brooklyn Dodgers	Dallas Texans	LaCrosse Lagers	New York Yankees	St. Louis Gunners
Buffalo All-Americans	Dayton Triangles	Lansing Oldsmobile	Newark Bears	St. Louis Rams
Buffalo Bills	Decatur Staleys	Los Angeles Buccaneers	Oakland Raiders	Stanford Braves
Buffalo Bisons	Denver Broncos	Los Angeles Bulldogs	Oorang Indians	Staten Island Stapletons
Camp Polk	Detroit Heralds	Los Angeles Raiders	Orange Tornadoes	Tampa Bay Buccaneers
Canton Bulldogs	Detroit Lions	Los Angeles Chargers	PCFL All-Stars	Tennessee Titans
Carolina Panthers	Duluth Kelleys	Los Angeles Rams	Philadelphia Eagles	Toronto Argonauts
Chicago Bears	Frankford Yellow Jackets	Maplewood Rovers	Phila.-Pitt. Steagles	Tulsa Oilers
Chicago Staleys	Freeport Lions	Memphis Tigers	Pittsburgh Pirates	Washington Redskins
Chicago Staysms	Gary Elks	Miami Dolphins	Pittsburgh Steelers	Western Army All-Stars
Chicago Tigers	Green Bay Packers	Milwaukee Badgers	Portsmouth Spartans	Wichita Aero Commanders
Cincinnati Bengals	Greensboro Generals	Milwaukee Nighthawks	Pottsville Maroons	Wilkes-Barre Barons



## DEFENSIVE TOUCHDOWNS

## 1960-2017

Date	Opponent	Play	Outcome, Score
Oct. 14, 2018	At Minnesota	Budda Baker 36-yard fumble return	L, 17-27
Oct. 7, 2018	At San Francisco	Josh Bynes 23-yard fumble return	W, 28-18
Dec. 24, 2017	N.Y. Giants	Robert Nkemdiche 21-yard fumble return	W, 23-0
Sept. 10, 2017	At Detroit	Justin Bethel 82-yard interception return	L, 23-35
Jan. 1, 2017	At LA Rams	Justin Bethel 66-yard interception return	W, 44-6
Dec. 18, 2016	New Orleans	Calais Campbell 53-yard fumble return	L, 41-48
Sept. 18, 2016	Tampa Bay	Marcus Cooper 60-yard interception return	W, 40-7
Dec. 27, 2015	Green Bay	Cory Redding 36-yard fumble return	W, 38-8
Dec. 27, 2015	Green Bay	Jerraud Powers 7-yard fumble return	W, 38-8
Dec. 20, 2015	At Philadelphia	Deone Bucannon 30-yard interception return	W, 40-17
Sept. 27, 2015	San Francisco	Tyrann Mathieu 33-yard interception return	W, 47-7
Sept. 27, 2015	San Francisco	Justin Bethel 21-yard interception return	W, 47-7
Sept. 20, 2015	At Chicago	Tony Jefferson 26-yard interception return	W, 48-23
Nov. 30, 2014	At Atlanta	Rashad Johnson 88-yard interception return	L, 18-29
Nov. 9, 2014	St. Louis	Antonio Cromartie 14-yard fumble return	W, 31-14
Nov. 9, 2014	St. Louis	Patrick Peterson 30-yard interception return	W, 31-14
Oct. 12, 2014	Washington	Rashad Johnson 28-yard interception return	W, 30-20
Dec. 15, 2013	At Tennessee	Antoine Cason 20-yard interception return	W, 37-34 (OT)
Dec. 8, 2013	St. Louis	Karlos Dansby 23-yard interception return	W, 30-10
Nov. 24, 2013	Indianapolis	Karlos Dansby 22-yard interception return	W, 40-11
Oct. 10, 2013	Houston	Matt Shaughnessy 6-yard fumble return	W, 27-24
Sept. 8, 2013	At St. Louis	Dan Williams 2-yard interception return	L, 24-27
Dec. 16, 2012	Detroit	Greg Toler 102-yard interception return	W, 38-10
Dec. 16, 2012	Detroit	Rashad Johnson 53-yard interception return	W, 38-10
Sept. 23, 2012	Philadelphia	James Sanders 93-yard fumble return	W, 27-6
Dec. 25, 2010	Dallas	Greg Toler 66-yard interception return	W, 27-26
Dec. 25, 2010	Dallas	Dominique Rodgers-Cromartie 32-yard interception return	W, 27-26
Oct. 31, 2010	Tampa Bay	Gerald Hayes 21-yard fumble return	L, 35-38
Oct. 10, 2010	New Orleans	Dominique Rodgers-Cromartie 28-yard interception return	W, 30-20
Oct. 10, 2010	New Orleans	Kerry Rhodes 27-yard fumble return	W, 30-20
Oct. 3, 2010	At San Diego	Kerry Rhodes 42-yard fumble return	L, 10-41
Jan. 10, 2010	Green Bay	Karlos Dansby 17-yard fumble return in OT	W, 51-45 (OT)
Oct. 11, 2009	Houston	Dominique Rodgers-Cromartie 49-yard interception return	W, 28-21
Jan. 3, 2009	Atlanta	Antrel Rolle 27-yard fumble return	W, 30-24
Dec. 7, 2008	St. Louis	Dominique Rodgers-Cromartie 99-yard interception return	W, 34-10
Dec. 7, 2008	St. Louis	Darnell Dockett 11-yard fumble return	W, 34-10
Nov. 2, 2008	At St. Louis	Antrel Rolle 40-yard interception return	W, 34-13
Dec. 30, 2007	St. Louis	Gerald Hayes 30-yard interception return	W, 48-19
Dec. 30, 2007	St. Louis	Antrel Rolle 47-yard interception return	W, 48-19
Dec. 2, 2007	Cleveland	Rod Hood 71-yard interception return	W, 27-21
Nov. 18, 2007	At Cincinnati	Antrel Rolle 54-yard interception return	W, 35-27
Nov. 18, 2007	At Cincinnati	Antrel Rolle 55-yard interception return	W, 35-27
Oct. 7, 2007	At St. Louis	Rod Hood 68-yard interception return	W, 34-31
Dec. 17, 2006	Denver	Antonio Smith 4-yard fumble return	L, 20-37
Nov. 26, 2006	At Minnesota	Adrian Wilson 99-yard fumble return	L, 26-31
Oct. 1, 2006	At Atlanta	Adrian Wilson 99-yard interception return	L, 10-32
Oct. 24, 2005	Philadelphia	Karlos Dansby 11-yard interception return	W, 27-21
Oct. 23, 2005	Tennessee	David Macklin 60-yard interception return	W, 20-10
Sept. 11, 2005	At N.Y. Giants	Karlos Dansby 18-yard interception return	L, 19-42
Nov. 7, 2004	At Miami	Duane Starks 41-yard interception return	W, 24-23
Oct. 3, 2004	New Orleans	Adrian Wilson 35-yard fumble return	W, 34-10
Nov. 23, 2003	St. Louis	Renaldo Hill 70-yard interception return	L, 27-30 (OT)
Nov. 3, 2002	St. Louis	Justin Lucas 35-yard return with lateral from interception	L, 14-27
Sept. 29, 2002	N.Y. Giants	Justin Lucas 38-yard interception return	W, 21-7
Jan. 6, 2002	At Washington	Adrian Wilson 61-yard interception return	L, 17-20
Dec. 30, 2001	At Carolina	Ronald McKinnon 25-yard fumble return	W, 30-7
Dec. 23, 2001	Dallas	Ronald McKinnon 24-yard interception return	W, 17-10
Nov. 18, 2001	Detroit	Fred Wakefield 20-yard interception return	W, 45-38
Oct. 7, 2001	At Philadelphia	Kyle Vanden Bosch 9-yard fumble return	W, 21-21
Nov. 5, 2000	Washington	Aeneas Williams 103-yard fumble return	W, 16-15
Dec. 5, 1999	Philadelphia	Kwame Lassiter 78-yard interception return	W, 21-17
Nov. 28, 1999	At N.Y. Giants	Eric Swann 42-yard interception return	W, 34-24
Sept. 19, 1999	At Miami	Rob Fredrickson 34-yard interception return	L, 16-19
Dec. 13, 1998	At Philadelphia	Tommy Bennett 70-yard interception return	W, 20-17
Nov. 2, 1997	Philadelphia	Bernard Wilson 66-yard interception return	W, 31-21
Oct. 12, 1997	N.Y. Giants	Aeneas Williams 30-yard interception return	L, 13-27
Sept. 28, 1997	At Tampa Bay	Aeneas Williams 42-yard interception return	L, 18-19
Dec. 22, 1996	At Philadelphia	Aeneas Williams 65-yard interception return	L, 19-29
Dec. 15, 1996	Washington	Jamir Miller 26-yard return with lateral from fumble	W, 27-26
Dec. 25, 1995	Dallas	Aeneas Williams 48-yard interception return	L, 13-37
Dec. 9, 1995	At San Diego	Clyde Simmons 25-yard interception return	L, 25-28
Oct. 29, 1995	Seattle	Lorenzo Lynch 72-yard interception return	W, 20-14
Oct. 29, 1995	Seattle	Keith McCants 5-yard fumble return	W, 20-14
Oct. 15, 1995	Washington	Aeneas Williams 28-yard interception return	W, 24-20
Nov. 27, 1994	Chicago	Keith McCants 46-yard interception return	L, 16-19
Oct. 31, 1993	New Orleans	Aeneas Williams 20-yard fumble return	L, 17-20
Oct. 31, 1993	New Orleans	Aeneas Williams 46-yard interception return	L, 17-20
Sept. 5, 1993	At Philadelphia	Lorenzo Lynch 55-yard fumble return	L, 17-23
Nov. 15, 1992	At Atlanta	Robert Massey 46-yard interception return	L, 17-20
Oct. 4, 1992	Washington	Robert Massey 31-yard interception return	W, 27-24
Oct. 4, 1992	Washington	Robert Massey 41-yard interception return	W, 27-24
Nov. 24, 1991	Philadelphia	Lorenzo Lynch 35-yard interception return	L, 14-34
Sept. 8, 1991	At Philadelphia	Rod Saddler 7-yard fumble return	W, 26-10
Sept. 1, 1991	At L.A. Rams	Eric Hill 85-yard fumble return	W, 24-14
Dec. 9, 1990	At Atlanta	Marcus Turner 47-yard interception return	W, 24-13
Dec. 2, 1990	Indianapolis	Marcus Turner 21-yard return with lateral from interception	W, 20-17
Nov. 12, 1989	Dallas	Tim McDonald 53-yard interception return	W, 24-20
Oct. 29, 1989	At Dallas	Michael Zordich 16-yard interception return	W, 19-10
Dec. 10, 1988	Philadelphia	E.J. Junior 36-yard fumble return	L, 17-23
Oct. 25, 1988	Washington	Cedric Mack 47-yard fumble return	W, 30-21
Oct. 2, 1988	At L.A. Rams	Rod Saddler 16-yard fumble return	W, 41-27
Nov. 8, 1987	Tampa Bay	Niko Noga 23-yard fumble return	W, 31-28
Oct. 11, 1987	New Orleans	Mark Jackson 77-yard fumble return	W, 24-19
Oct. 11, 1987	New Orleans	Leonard Smith 29-yard fumble return	W, 24-19
Oct. 4, 1987	At Washington	Peter Noga 60-yard interception return	L, 21-28
Sept. 8, 1985	At Cleveland	Lionel Washington 48-yard interception return	W, 37-14
Dec. 2, 1984	At New England	Thomas Howard 29-yard fumble return	W, 37-10
Sept. 16, 1984	At Indianapolis	Leonard Smith 25-yard interception return	W, 34-33



Date	Opponent	Play	Outcome, Score
Dec. 11, 1983	At L.A. Raiders	Elois Grooms 40-yard fumble return	W, 34-24
Oct. 24, 1983	N.Y. Giants	Benny Perrin 32-yard fumble return	T, 20-20
Oct. 2, 1983	At Kansas City	Lee Nelson 36-yard fumble return	L, 14-38
Nov. 25, 1981	At Baltimore	Dave Ahrens 14-yard interception return	W, 35-24
Sept. 28, 1980	Philadelphia	Eric Allen 70-yard interception return	W, 24-14
Nov. 4, 1979	Minnesota	Roger Wehrli 9-yard interception return	W, 37-7
Oct. 28, 1979	Cleveland	Steve Neils 72-yard fumble return	L, 20-38
Sept. 9, 1979	At N.Y. Giants	Mark Arneson 29-yard fumble return	W, 27-14
Oct. 31, 1977	N.Y. Giants	Mike Sensibaugh 79-yard interception return	W, 28-0
Oct. 9, 1977	Dallas	Charlie Davis 36-yard fumble return	L, 24-30
Oct. 3, 1976	N.Y. Giants	Mike Sensibaugh 35-yard interception return	W, 27-21
Nov. 23, 1975	At N.Y. Jets	Norm Thompson 61-yard interception return	W, 37-6
Oct. 27, 1974	Washington	Roger Wehrli 53-yard interception return	W, 23-20
Sept. 29, 1974	Cleveland	Norm Thompson 56-yard interception return	W, 21-7
Sept. 22, 1974	At Washington	Ron Yankowski 71-yard fumble return	W, 17-10
Dec. 10, 1972	L.A. Rams	Norm Thompson 58-yard fumble return	W, 24-14
Nov. 28, 1971	At N.Y. Giants	Larry Stallings 26-yard interception return	W, 24-7
Dec. 20, 1970	At Washington	Chuck Latourette 32-yard fumble return	L, 27-28
Nov. 1, 1970	Houston	Don Parish 41-yard interception return	W, 44-0
Sept. 27, 1970	Washington	Miller Farr 19-yard interception return	W, 27-17
Dec. 21, 1969	At Green Bay	Larry Wilson 88-yard fumble return	L, 28-45
Oct. 19, 1969	Minnesota	Bob Rowe 18-yard interception return	L, 10-27
Sept. 28, 1969	Chicago	Larry Stallings 62-yard fumble return	W, 20-17
Sept. 22, 1968	At San Francisco	Don Brumm 17-yard fumble return	L, 17-35
Oct. 22, 1967	Philadelphia	Pat Fischer 69-yard interception return	W, 48-14
Oct. 31, 1966	Chicago	Larry Wilson 29-yard interception return	W, 24-17
Oct. 2, 1966	At Philadelphia	Jerry Stovall 18-yard interception return	W, 41-10
Oct. 2, 1966	At Philadelphia	Larry Wilson 91-yard interception return	W, 41-10
Dec. 18, 1965	Cleveland	Larry Wilson 95-yard interception return	L, 24-27
Nov. 28, 1965	Philadelphia	Larry Stallings 17-yard fumble return	L, 24-28
Sept. 26, 1965	At Cleveland	Don Brumm 10-yard fumble return	W, 49-13
Dec. 13, 1964	Philadelphia	Jerry Stovall 31-yard interception return	W, 36-24
Nov. 29, 1964	At Pittsburgh	Pat Fischer 49-yard fumble return	W, 21-20
Nov. 22, 1964	At Philadelphia	Larry Wilson 42-yard interception return	W, 38-13
Nov. 8, 1964	Pittsburgh	Dale Meinert 18-yard interception return	W, 34-30
Oct. 18, 1964	Washington	Pat Fischer 39-yard interception return	W, 38-24
Oct. 4, 1964	At Washington	Pat Fischer 33-yard interception return	W, 23-17
Dec. 8, 1963	Philadelphia	Larry Wilson 42-yard fumble return	W, 32-14
Oct. 6, 1963	At Minnesota	John Symank 31-yard interception return	W, 56-14
Sept. 14, 1963	At Dallas	Jimmy Hill 58-yard fumble return	W, 34-7
Oct. 28, 1962	At Dallas	Larry Wilson 57-yard interception return	W, 28-24
Dec. 17, 1961	Pittsburgh	Billy Stacy 25-yard fumble return after lateral from Joe Robb	W, 20-0
Nov. 26, 1961	At Pittsburgh	Jerry Norton 47-yard interception return	L, 27-30
Nov. 26, 1961	At Pittsburgh	Jerry Norton 37-yard interception return	L, 27-30
Nov. 5, 1961	At Dallas	Billy Stacy 31-yard interception return	W, 31-17
Nov. 5, 1961	At Dallas	Billy Stacy 34-yard interception return	W, 31-17
Oct. 22, 1961	At Washington	Jimmy Hill 35-yard interception return	W, 24-0
Sept. 17, 1961	At N.Y. Giants	William West fumble recovery in end zone	W, 21-10
Oct. 30, 1960	At N.Y. Giants	Billy Stacy 33-yard fumble return	W, 20-13
* Postseason			

## SPECIAL TEAMS TOUCHDOWNS

### 1960-2017

Date	Opponent	Play	Outcome, Score
Dec. 30, 2018	At Seattle	Dennis Gardeck blocked punt recovery in end zone	L, 24-27
Sept. 20, 2015	At Chicago	David Johnson 108-yard kickoff return	W, 48-23
Sept. 14, 2014	At N.Y. Giants	Ted Ginn, Jr. 71-yard punt return	W, 25-14
Dec. 23, 2012	Chicago	Justin Bethel 82-yard return of blocked Adrian Wilson goal	L, 13-28
Nov. 27, 2011	At St. Louis	Patrick Peterson 80-yard punt return	W, 23-20
Nov. 6, 2011	St. Louis	Patrick Peterson 99-yard punt return	W, 19-13 (OT)
Oct. 30, 2011	At Baltimore	Patrick Peterson 82-yard punt return	L, 27-30
Sept. 11, 2011	Carolina	Patrick Peterson 89-yard punt return	W, 28-21
Nov. 7, 2010	At Minnesota	Michael Adams 30-yard fumble return	L, 24-27 (OT)
Nov. 7, 2010	At Minnesota	LaRod Stephens-Howling 96-yard kickoff return	L, 24-27 (OT)
Sept. 16, 2010	Oakland	LaRod Stephens-Howling 102-yard kickoff return	W, 24-23
Nov. 29, 2009	At Tennessee	LaRod Stephens-Howling 99-yard kickoff return	L, 17-20
Sept. 20, 2009	At Jacksonville	Antrel Rolle 83-yard return of blocked Calais Campbell field goal	W, 31-17
Dec. 14, 2008	Minnesota	Rod Hood 68-yard return of blocked D. Rodgers-Cromartie field goal	L, 14-35
Oct. 12, 2008	Dallas	Monty Beisel three-yard return of Sean Morey blocked punt in OT	W, 30-24 (OT)
Oct. 12, 2008	Dallas	J.J. Arrington 93-yard kickoff return TD to begin game	W, 30-24 (OT)
Sept. 30, 2007	Pittsburgh	Steve Breaston 73-yard punt return	W, 21-14
Nov. 26, 2006	At Minnesota	J.J. Arrington 99-yard kickoff return	L, 26-31
Sept. 28, 2003	At St. Louis	Josh Scobey 100-yard kickoff return	L, 13-37
Sept. 15, 2002	At Seattle	MarTay Jenkins 95-yard kickoff return	W, 24-13
Nov. 12, 2000	At Minnesota	MarTay Jenkins 98-yard kickoff return	L, 14-31
Sept. 14, 1997	At Washington	Tommy Bennett blocked punt recovery in end zone	L, 13-19
Nov. 19, 1995	At Carolina	Aeneas Williams 72-yard return of blocked field goal	L, 7-27
Sept. 12, 1993	At Washington	Johnny Bailey 58-yard punt return	W, 17-10
Dec. 13, 1987	N.Y. Giants	Vai Sikahema 76-yard punt return	W, 27-24
Dec. 21, 1986	Tampa Bay	Vai Sikahema 71-yard punt return	W, 21-17
Dec. 21, 1986	Tampa Bay	Vai Sikahema 60-yard punt return	W, 21-17
Sept. 20, 1981	Washington	Stump Mitchell 50-yard punt return	L, 10-30
Dec. 7, 1980	Detroit	Roy Green 57-yard punt return	W, 24-23
Oct. 21, 1979	At Dallas	Roy Green 106-yard kickoff return	L, 13-22
Nov. 19, 1978	At Washington	Willard Harrell 70-yard punt return	W, 27-17
Oct. 13, 1975	At Washington	Terry Metcalf 93-yard kickoff return	L, 17-27
Nov. 2, 1975	New England	Terry Metcalf 69-yard punt return	W, 24-17
Dec. 21, 1975	At Detroit	Dwayne Crump 64-yard return of blocked field goal	W, 24-13
Sept. 29, 1974	Cleveland	Terry Metcalf 94-yard kickoff return	W, 29-7
Sept. 23, 1973	Washington	Don Shy 97-yard kickoff return	W, 24-27
Oct. 1, 1972	Pittsburgh	Norm Thompson 8-yard return of blocked punt	L, 19-25
Nov. 21, 1971	Philadelphia	George Hoey 103-yard kickoff return	L, 20-37
Nov. 16, 1970	At Dallas	Johnny Roland 74-yard punt return	W, 38-0
Dec. 21, 1969	At Green Bay	John Gilliam 100-yard kickoff return	L, 28-45
Sept. 29, 1968	At New Orleans	Chuck Latourette 86-yard punt return	W, 21-20
Sept. 25, 1966	At Cleveland	Roy Shivers 94-yard kickoff return	W, 34-28
Oct. 2, 1966	At Philadelphia	Johnny Roland 86-yard punt return	W, 41-10
Sept. 27, 1964	At San Francisco	Jim Burson 68-yard punt return	W, 23-13
Oct. 15, 1961	Philadelphia	Bobby Joe Conrad 73-yard punt return	L, 7-20





## CARDINALS QUARTERBACKS

## STARTING QUARTERBACK WON-LOSS (1960-2017)

Player	Record	Player	Record	Player	Record	Player	Record
Derek Anderson .....	2-7	Stan Gelbaugh .....	0-3	Kevin Kolb .....	6-8	Jake Plummer .....	30-52
Pete Beathard .....	2-3	Kent Graham .....	5-10	Dave Kreig .....	4-12	John Roach .....	4-5-1
Steve Beuerlein .....	9-12	Ralph Gugliemi .....	3-2	Charley Johnson .....	36-28-5	Josh Rosen .....	3-10
Jeff Blake .....	3-10	Shawn Halloran .....	1-1	Matt Leinart .....	7-10	Timm Rosenbach .....	5-15
Sam Bradford .....	0-3	Max Hall .....	1-2	Ryan Lindley .....	1-5	Jay Schroeder .....	5-3
Dave Brown .....	3-4	Jim Hart .....	87-87-5	Neil Lomax .....	47-53-2	John Skelton .....	8-9
Stoney Case .....	0-1	King Hill .....	0-1	Mike Loyd .....	0-1	Drew Stanton .....	9-4
Chris Chandler .....	5-12	Gary Hogeboom .....	5-8	Josh McCown .....	10-12	Cliff Stoudt .....	0-4
Gary Cuozzo .....	1-5	Brian Hoyer .....	0-1	Jim McMahon .....	0-1	Tom Tupa .....	4-9
Boomer Esiason .....	3-5	Buddy Humphrey .....	0-3	John Navarre .....	0-1	Tim Van Galder .....	1-3-1
Sam Etcheverry .....	5-8	George Izo .....	1-0	Terry Nofsinger .....	1-4	Kurt Warner .....	27-30
Blaine Gabbert .....	2-3	Gary Keithley .....	1-1	Carson Palmer .....	38-21-1		
Sammy Garza .....	0-1	Shaun King .....	0-2	Steve Pisarkiewicz .....	2-2		

## STARTING QUARTERBACKS (1960-2018)

Year	Quarterbacks	Year	Quarterbacks
2018	Josh Rosen (3-10), Sam Bradford (0-3)	1989	Gary Hogeboom (5-8), Tom Tupa (0-2), Timm Rosenbach (0-1)
2017	Carson Palmer (3-4), Drew Stanton (3-1), Blaine Gabbert (2-3)	1988	Neil Lomax (7-7), Cliff Stoudt (0-2)
2016	Carson Palmer (6-8-1), Drew Stanton (1-0)	1987	Neil Lomax (6-6), Shawn Halloran (1-1), Sammy Garza (0-1)
2015	Carson Palmer (13-3)	1986	Neil Lomax (4-9-1), Cliff Stoudt (0-2)
2014	Carson Palmer (6-0), Drew Stanton (5-3), Ryan Lindley (0-2)	1985	Neil Lomax (5-11)
2013	Carson Palmer (10-6)	1984	Neil Lomax (9-7)
2012	John Skelton (1-5), Kevin Kolb (3-2), Ryan Lindley (1-3), Brian Hoyer (0-1)	1983	Neil Lomax (7-6-1), Jim Hart (1-1)
2011	Kevin Kolb (3-6), John Skelton (5-2)	1982	Neil Lomax (5-4)
2010	Derek Anderson (2-7), John Skelton (2-2), Max Hall (1-2)	1981	Jim Hart (3-6), Neil Lomax (4-3)
2009	Kurt Warner (10-5), Matt Leinart (0-1)	1980	Jim Hart (5-10), Mike Loyd (0-1)
2008	Kurt Warner (9-7)	1979	Jim Hart (3-10), Steve Pisarkiewicz (2-1)
2007	Kurt Warner (5-6), Matt Leinart (3-2)	1978	Jim Hart (6-9), Steve Pisarkiewicz (0-1)
2006	Matt Leinart (4-7), Kurt Warner (1-4)	1977	Jim Hart (7-7)
2005	Kurt Warner (2-8), Josh McCown (3-3)	1976	Jim Hart (10-4)
2004	Josh McCown (6-7), Shaun King (0-2), John Navarre (0-1)	1975	Jim Hart (11-3)
2003	Jeff Blake (3-10), Josh McCown (1-2)	1974	Jim Hart (10-4)
2002	Jake Plummer (5-11)	1973	Jim Hart (3-8-1), Gary Keithley (1-1)
2001	Jake Plummer (7-9)	1972	Tim Van Galder (1-3-1), Gary Cuozzo (1-5), Jim Hart (2-1)
2000	Jake Plummer (3-11), Dave Brown (0-2)	1971	Jim Hart (2-6-1), Pete Beathard (2-3)
1999	Jake Plummer (3-8), Dave Brown (3-2)	1970	Jim Hart (8-5-1)
1998	Jake Plummer (9-7)	1969	Charley Johnson (2-6-1), Jim Hart (2-3)
1997	Kent Graham (1-5), Stoney Case (0-1), Jake Plummer (3-6)	1968	Jim Hart (8-3-1), Charley Johnson (1-1)
1996	Boomer Esiason (3-5), Kent Graham (4-4)	1967	Jim Hart (6-7-1)
1995	Dave Krieg (4-12)	1966	Charley Johnson (7-1-1), Terry Nofsinger (1-4)
1994	Steve Beuerlein (3-4), Jim McMahon (0-1), Jay Schroeder (5-3)	1965	Charley Johnson (5-6), Buddy Humphre (0-3)
1993	Steve Beuerlein (6-8), Chris Chandler (1-1)	1964	Charley Johnson (9-3-2)
1992	Timm Rosenbach (0-3), Chris Chandler (4-9)	1963	Charley Johnson (9-5)
1991	Tom Tupa (4-7), Stan Gelbaugh (0-3), Chris Chandler (0-2)	1962	Sam Etcheverry (1-3), Charley Johnson (3-6-1)
1990	Timm Rosenbach (5-11)	1961	Sam Etcheverry (4-5), Ralph Gugliemi (3-2)
		1960	King Hill (1-0), John Roach (4-5-1), George Izo (1-0)

## QUARTERBACKS ON ROSTER (1988-2017)

Year	Starter (Games)	Non-Starter (Games)
2018	Josh Rosen (13), Sam Bradford (3)	Mike Glennon (2), *Charles Kanoff
2017	Carson Palmer (7), Drew Stanton (4), Blaine Gabbert (5)	Matt Barkley, *Mike Bercovici
2016	Carson Palmer (15), Drew Stanton (1)	Zac Dysert
2015	Carson Palmer (16)	Drew Stanton (7), Matt Barkley
2014	Drew Stanton (8), Carson Palmer (6), Ryan Lindley (2)	Logan Thomas (2), *Dennis Dixon, *Jeff Mathews
2013	Carson Palmer (16)	Drew Stanton, Ryan Lindley
2012	John Skelton (6), Kevin Kolb (5), Ryan Lindley (4), Brian Hoyer (1)	None
2011	Kevin Kolb (9), John Skelton (7)	Richard Bartel (2)
2010	Derek Anderson (9), John Skelton (4), Max Hall (3)	Richard Bartel (1)
2009	Kurt Warner (15), Matt Leinart (1)	Brian St. Pierre (1)
2008	Kurt Warner (16)	Matt Leinart (4), Brian St. Pierre
2007	Kurt Warner (11), Matt Leinart (5)	Tim Rattay (4), Tim Hasselbeck (1)
2006	Matt Leinart (11), Kurt Warner (5)	John Navarre (1), Shane Boyd
2005	Kurt Warner (10), Josh McCown (6)	John Navarre (1), Rohan Davey
2004	Josh McCown (13), Shaun King (2), John Navarre (1)	*Chris Lewis
2003	Jeff Blake (13), Josh McCown (3)	Preston Parsons
2002	Jake Plummer (16)	Josh McCown (2), Preston Parsons
2001	Jake Plummer (16)	Dave Brown, Chris Greisen
2000	Jake Plummer (14), Dave Brown (2)	Chris Greisen (2), *Sean Keenan
1999	Jake Plummer (11), Dave Brown (5)	Sherdard Bonner, Chris Greisen (2)
1998	Jake Plummer (16)	Dave Brown (1), Stoney Case, *Cory Sauter
1997	Kent Graham (6), Stoney Case (1), Jake Plummer (9)	None
1996	Boomer Esiason (8), Kent Graham (8)	Stoney Case, Chad May, *Mark Butterfield
1995	Dave Krieg (16)	Mike Buck (4), Stoney Case (2)
1994	Steve Beuerlein (7), Jim McMahon (1), Jay Schroeder (8)	Chris Swartz
1993	Steve Beuerlein (14), Chris Chandler (2)	Will Furrer, Tony Sacca
1992	Timm Rosenbach (3), Chris Chandler (13)	Tony Sacca (2), Erik Wilhelm
1991	Tom Tupa (11), Stan Gelbaugh (3), Chris Chandler (2)	Craig Kupp (1)
1990	Timm Rosenbach (16)	*Craig Kupp, Tom Tupa
1989	Gary Hogeboom (13), Tom Tupa (2), Timm Rosenbach (1)	*Neil Lomax
1988	Neil Lomax (13), Cliff Stoudt (3)	Tom Tupa (2)
		#Injured Reserve

\*Practice squad only



## PRIME TIME GAMES

### MONDAY NIGHT FOOTBALL

Date	Site/Opponent	Result	Att.
Sept. 25, 2017	Dallas	L, 28-17	65,102
Oct. 17, 2016	New York Jets	W, 28-3	64,709
Oct. 26, 2015	Baltimore	W, 26-18	64,722
Sept. 8, 2014	San Diego	W, 18-17	61,292
Oct. 29, 2012	San Francisco	L, 24-3	62,810
Nov. 29, 2010	San Francisco	L, 27-6	63,208
Dec. 14, 2009	at San Francisco	L, 24-9	69,732
Nov. 10, 2008	San Francisco	W, 29-24	64,519
Sept. 10, 2007	at San Francisco	L, 20-17	68,111
Oct. 16, 2006	Chicago	L, 24-23	63,977
Sept. 27, 1999	San Francisco	L, 24-10	70,993
Dec. 25, 1995	Dallas	L, 37-13	72,394
Sept. 12, 1988	Dallas	L, 17-14	67,139
Sept. 29, 1986	Dallas	L, 31-7	49,077
Nov. 4, 1985	Dallas	W, 21-10	49,337
Oct. 7, 1985	at Washington	L, 27-10	53,134
Oct. 24, 1983	New York Giants	T, 20-20	45,530
Nov. 14, 1977	at Dallas	W, 24-17	63,038
Oct. 31, 1977	New York Giants	W, 28-0	50,323
Oct. 25, 1976	at Washington	L, 20-10	48,325
Oct. 13, 1975	at Washington	L, 27-17	54,693
Nov. 11, 1974	Minnesota	L, 28-24	50,183
Nov. 27, 1972	at Miami	L, 31-10	80,010
Nov. 15, 1971	at San Diego	L, 20-17	46,486
Sept. 27, 1971	New York Jets	W, 17-10	50,358
Nov. 16, 1970	at Dallas	W, 38-0	69,232
Overall: 9-16-1 (Home: 7-9-1; Away: 2-7)			

### SUNDAY-THURSDAY NIGHT FOOTBALL

Date	Site/Opponent	Result	Att.
*Oct. 18, 2018	Denver	L, 10-45	62,359
*Nov. 9, 2017	Seattle	L, 22-16	64,639
Oct. 23, 2016	Seattle	T, 6-6	65,089
*Oct. 6, 2016	at San Francisco	W, 33-21	70,178
Sept. 11, 2016	New England	L, 21-23	64,864
&Dec. 20, 2015	at Philadelphia	W, 40-17	69,596
*Dec. 10, 2015	Minnesota	W, 23-20	64,784
&Nov. 22, 2015	Cincinnati	W, 34-31	64,745
Nov. 15, 2015	at Seattle	W, 39-32	69,005
Dec. 21, 2014	Seattle	L, 35-6	63,806
*Dec. 11, 2014	at St. Louis	W, 12-6	55,880
*Oct. 17, 2013	Seattle	L, 34-22	61,200
*Oct. 4, 2012	at St. Louis	L, 17-3	54,653
&Dec. 6, 2009	Minnesota	W, 30-17	64,121
Oct. 25, 2009	at New York Giants	W, 24-17	78,299
Sept. 27, 2009	Indianapolis	L, 31-10	62,692
*Nov. 27, 2008	at Philadelphia	L, 20-48	69,144
*Oct. 2, 2005	San Francisco	W, 31-14	+103,467
Dec. 15, 2002	at St. Louis	L, 30-28	65,939
Sept. 23, 2001	Denver	L, 38-17	47,239
Nov. 26, 2000	New York Giants	L, 31-7	38,909
Sept. 10, 2000	Dallas	W, 32-31	58,303
Dec. 19, 1999	Buffalo	L, 31-21	59,509
Oct. 17, 1999	Washington	L, 24-10	51,789
Sept. 20, 1998	Philadelphia	W, 17-3	36,717
Sept. 7, 1997	Dallas	W, 25-22 (OT)	70,060
Sept. 8, 1996	Miami	L, 38-10	55,444
*Nov. 30, 1995	New York Giants	L, 10-6	44,246
Sept. 10, 1995	Philadelphia	L, 31-19	45,004
Oct. 30, 1994	Pittsburgh	W, 20-17 (OT)	65,690
Sept. 11, 1994	New York Giants	L, 20-17	60,066
Sept. 19, 1993	Dallas	L, 17-10	73,025
Sept. 13, 1992	Philadelphia	L, 31-14	42,533
Sept. 22, 1991	Dallas	L, 17-9	68,814
Sept. 30, 1990	Washington	L, 38-10	49,303
Overall: 13-20-1 (Home: 8-17-1; Away: 5-3)			

\*denotes Thursday night game, all others are Sunday night games      \*\* denotes Mexico City  
 + denotes NFL attendance record      & denotes flexed into Sunday night game



The Cardinals and 49ers made history by playing the NFL's first regular-season game outside the United States. The two teams played at Estadio Azteca in Mexico City in front of 103,467 fans on 10/2/05.



## THANKSGIVING GAMES

Date	Site/Opponent	Result	Att.
Nov. 27, 2008	at Philadelphia Eagles	L, 48-20	69,144
Nov. 28, 1985	at Dallas Cowboys	L, 35-17	54,125
Nov. 24, 1983	at Dallas Cowboys	L, 35-17	60,764
Nov. 24, 1977	Miami Dolphins	L, 55-14	50,269
Nov. 25, 1976	at Dallas Cowboys	L, 19-14	62,498
Nov. 27, 1975	Buffalo Bills	L, 32-14	41,899
Nov. 23, 1967	at Dallas Cowboys	L, 46-21	68,787
Nov. 23, 1950	Pittsburgh Steelers	L, 28-17	11,622
Nov. 25, 1948	at Detroit Lions	W, 28-14	22,957
Nov. 28, 1935	Green Bay Packers	W, 9-7	7,500
Nov. 29, 1934	Green Bay Packers	W, 6-0	3,500
Nov. 30, 1933	Chicago Bears	L, 22-6	8,000
Nov. 24, 1932	at Chicago Bears	L, 34-0	6,800
Nov. 26, 1931	at Chicago Bears	L, 18-7	14,000
Nov. 27, 1930	at Chicago Bears	L, 6-0	8,175
Nov. 28, 1929	at Chicago Bears	W, 40-6	7,000
Nov. 29, 1928	at Chicago Bears	L, 34-0	10,000
Nov. 24, 1927	at Chicago Bears	W, 3-0	6,000
Nov. 25, 1926	at Chicago Bears	T, 0-0	8,000
Nov. 26, 1925	at Chicago Bears	T, 0-0	39,000
Nov. 27, 1924	Chicago Bears	L, 21-0	13,000
Nov. 29, 1923	at Chicago Bears	L, 3-0	13,500
Nov. 30, 1922	Chicago Bears	W, 6-0	14,000
Overall: 6-15-2			

## HOTTEST/COLDEST (1960-2017)

### HOTTEST GAMES

Kickoff Temperature	Opponent, Site	Date	Result
104°	Atlanta, Sun Devil Stadium	Sept. 30, 2001	L, 34-14
103°	Denver, Sun Devil Stadium	Sept. 23, 2001	L, 38-17
102°	Green Bay, Sun Devil Stadium	Sept. 21, 2003	W, 20-13
101°	Dallas, Sun Devil Stadium	Sept. 7, 1997	W, 25-22
101°	Miami, Sun Devil Stadium	Sept. 8, 1996	L, 38-10
100°	San Diego, Sun Devil Stadium	Sept. 22, 2002	L, 23-15
100°	Dallas, Sun Devil Stadium	Sept. 10, 2000	W, 32-31
100°	Philadelphia, Sun Devil Stadium	Sept. 13, 1992	L, 31-14
99°	Philadelphia, Sun Devil Stadium	Sept. 10, 1995	L, 31-19
99°	Dallas, Texas Stadium	Sept. 20, 1992	L, 31-20
98°	Seattle, Sun Devil Stadium	Sept. 14, 2003	L, 38-0
98°	Philadelphia, Sun Devil Stadium	Sept. 20, 1998	W, 17-3
98°	N.Y. Giants, Sun Devil Stadium	Sept. 11, 1994	L, 20-17
98°	Dallas, Sun Devil Stadium	Sept. 12, 1988	L, 17-14
98°	Dallas, Texas Stadium	Sept. 13, 1981	L, 30-17

### COLDEST GAMES

Kickoff Temperature	Opponent, Site	Date	Result
10°	Philadelphia, Busch Stadium	Dec. 18, 1983	W, 31-7
14°	Washington, Busch Stadium	Dec. 10, 1977	L, 26-20
15°	Philadelphia, Veterans Stadium	Dec. 24, 1989	L, 14-31
15°	L.A. Rams, Busch Stadium	Dec. 10, 1972	W, 24-14
16°	Dallas, Busch Stadium	Dec. 15, 1963	L, 28-24
17°	Cleveland, Busch Stadium	Dec. 14, 1968	W, 27-16
*20°	At Green Bay, Lambeau Field	Jan. 8, 1983	L, 41-16
20°	At Chicago, Soldier Field	Dec. 16, 1979	L, 42-6
21°	Washington, Busch Stadium	Dec. 21, 1980	L, 31-7
22°	Washington, Busch Stadium	Dec. 12, 1982	L, 12-7
22°	Dallas, Busch Stadium	Dec. 16, 1973	L, 30-3
24°	Washington, Busch Stadium	Dec. 21, 1985	L, 27-16

\*Postseason



## HEAD COACHES

Regular & Postseason Record			Regular & Postseason Record			Regular & Postseason Record		
Years	Coach		Years	Coach		Years	Coach	
1920...	Marshall Smith	3-2-1	1953-54	Joe Stydahar	3-20-1	2018...	Steve Wilks	3-13
1921-22	John "Paddy" Driscoll	11-6-2	1955-57	Ray Richards	14-21-1	2019-	Kliff Kingsbury	0-0
1923-24	Arnie Horween	13-8-1	1958-61	Frank "Pop" Ivy****	15-31-2			
1925-26	Norm Barry	16-8-2	1961	Chuck Drulis	2-0-0			
1927	Guy Chamberlin	3-7-1		Ray Prochaska				
1928	Fred Gillies	1-5-0		Ray Wilsey+				
1929	Dewey Scanlon	6-6-1	1962-65	Wally Lemm	27-26-3			
1930	Ernie Nevers	5-6-2	1966-70	Charley Winner	35-30-5			
1931	LeRoy Andrews*	0-1-0	1971-72	Bob Hollway	8-18-2			
1931	Ernie Nevers	5-3-0	1973-77	Don Coryell	42-29-1			
1932	Jack Chevigny	2-6-2	1978-79	Bud Wilkinson++	9-20-0			
1933-34	Paul Schissler	6-15-1	1979	Larry Wilson	2-1-0			
1935-38	Milan Creighton	16-26-4	1980-85	Jim Hanifan	39-50-1			
1939	Ernie Nevers	1-10-0	1986-89	Gene Stallings+++	23-34-1			
1940-42	Jimmy Conzelman	8-22-3	1989	Hank Kuhlmann	0-5			
1943-45	Phil Handler**	1-29-0	1990-93	Joe Bugel	20-44			
1946-48	Jimmy Conzelman	27-10-0	1994-95	Buddy Ryan	12-20			
1949	Phil Handler	2-4-0	1996-2000	Vince Tobin^	29-44			
	Buddy Parker***		2000-03	Dave McGinnis^^	17-40			
1949	Buddy Parker	4-1-1	2004-06	Dennis Green	16-32			
1950-51	Earl "Curly" Lambeau	8-16-0	2007-12	Ken Whisenhunt	49-53			
1952	Joe Kuharich	4-8-0	2013-17	Bruce Arians	50-32-1			



On January 8, 2019 Kliff Kingsbury was named head coach of the Arizona Cardinals.

^^ Interim head coach for eight games in 2000; named permanent head coach prior to season finale

\* Resigned after one game in 1931  
\*\* Co-coach with Walt Kiesling of 1944 Card-Pitt team  
\*\*\* Co-head coaches for first six games in 1949  
\*\*\*\* Resigned after 12 games in 1961

+ Co-head coaches for final two games in 1961  
++ Released after 13 games in 1979  
+++ Released after 11 games in 1989  
^ Released after seven games in 2000

## ASSISTANT COACHES (1936-2017)

<b>A</b>	Achuff, Chris	Defensive Line	2019-
		Assistant Defensive Line	2018
	Aiken Ron	Defensive Line	2007-12
	Allen, Terry	Bill Bidwill Fellowship/RBs	2017-18
	Alosi, Pete	Asst. Strength & Conditioning	2010-14
	Atkins	Defensive Secondary	1980-81
	Atkins, Dave	Offensive Coordinator	1994-95
	Austin, Bill	Offensive Line/Running Game	1972
	Austin, Teryl	Defensive Backs	2007-09
<b>B</b>	Banker, Chuck	Offensive Backfield	1985
		Special Teams/Defensive Assistant	1983-84
		Special Teams	1980-82
	Bennett, Leeman	Offensive Backs	1970-71
	Bettcher, James	Defensive Coordinator	2015-17
		Outside Linebackers	2013-14
		Defensive Coordinator	1978-84
	Blevins, Anthony	Coaching Assistant/Special Teams	2013-17
	Blue, Ken	Linebackers	1970
	Bowles, Todd	Defensive Coordinator	2013-14
	Bradner, Mark	Special Teams	1986-89
	Bresnahan, Tom	Offensive Line	1986-88
	Brooks, Dan	Special Assignments	1977
	Brooks, Larry	Defensive Line	2006
	Brown, Don	Flexibility and Strength	1979-84
	Brown, Ray	Offensive Line	2018
	Buckner, Brentson	Defensive Line	2013-17
	Bush, Frank	Asst. Head Coach/Linebackers	2004-06
<b>C</b>	Caldwell, Mike	Linebackers	2013-14
	Capretta, Ryan	Asst. Strength and Conditioning	2003-2005
	Carpenter, Lew	Offensive Coordinator/Receivers	1971-72
	Carthon, Maurice	Running Backs	2007-08
	Caruthers, LeBaron	Strength and Conditioning	1986-89
	Cavanaugh, Matt	Quarterbacks	1995
	Champion, Jim	Defensive Line	1966, 1974-75
	Chiurco, Mike	Defensive Asst./Asst. DBs	2015-17
	Christopher, Rick	Tight Ends	2013-17
	Chryst, Geep	Quarterbacks	1998, 2001-03
		Tight Ends/Quality Control	1996-97
	Cioffi, Louie	Defensive Backs	2011-12
	Clark, Sam	Intern	1991-92
	Cochran, Red	Offensive Backs	1968-69
	Cottrell, Ted	Linebackers	1994
		Defensive Line	1990-93
	Courtright, Rick	Defensive Quality Control/Asst. Secondary	2004-10
	Curzi, Jim	Strength	1976
<b>D</b>	Daddio, Bill	Assistant Coach	1952
	Davis, Bill	Linebackers/Defensive Coordinator	2007-10
	Devlin, Mike	Asst. Off. Line/Off. Quality Control	2000-03
	Dewell, Billy	Ends	1950
	Diaz-Infante, David	Offensive Assistant	2013-14
	Douglas, Otis	Line	1955
	Dowhower, Rod	Offensive Coordinator	1983-84
		Quarterbacks and Receivers	1973
	Drake, Darryl	Wide Receivers	2013-17
	Drulis, Chuck	Defensive Coordinator/Linebackers	1972
		Defensive Backs	1971
		Defensive Coach	1962-70
		Assistant Coach	1958-61
		Defensive Line	1956-57
<b>E</b>	Elliott, Pete	Offensive Backfield	1978
	Escalante, Alonso	Offensive Quality Control	2018
	Evans, Dick	Assistant Coach	1952
	Everest, Al	Special Teams	1996-99
<b>F</b>	Fassel, Jim	Offensive Coordinator	1996
	Feldman, Rudy	Linebackers	1982-85
	Feldman, Rudy	Defensive Line	1978-81
	FitzGerald, Jeff	Linebackers	2001-03
		Quality Control	2000
	Foot, Larry	Linebackers	2018
		Inside Linebackers	2015-17
	Ford, Robert	Wide Receivers	2004
	Forzano, Rick	Offensive Backs/Game Scouting	1966-67
<b>G</b>	Galbraith, Marty	Tight Ends	2003
	Gallagher, Dick	Ends	1953
	Garrett, John	Quarterbacks	1999-2000
	Garver, Kevin	Wide Receivers	2018
		Offensive Asst./Asst. WRs	2013-17
	Gibbs, Joe	Offensive Backs	1973-77
	Gilmer, Harry	Quarterbacks	1967-69, 81-82
		Quarterbacks and Receivers	1975-80
	Glick, Fred	Defensive Secondary	1978-79
	Godette, Cary	Defensive Line Assistant	2003
	Goldberg, Marshall	Assistant Coach/Chief Scout	1949
	Goodwin, Harold	Offensive Coordinator	2013-17
	Greene, Joe	Defensive Line	1996-2003
	Grimm, Chad	Offensive Quality Control	2009-12
	Grimm, Russ	Asst. Head Coach/Offensive Line/Run Game Coordinator	2007-12
<b>H</b>	Haley, Todd	Offensive Coordinator	2007-08
	Hall, Sid	Linebackers	1974-75
		Defensive Line	1973
	Hammond, Bobby	Running Backs	1990-91
	Handler, Phil	Line	1946-48, 50-51
		Assistant Coach	1936-42
	Hanifan, Jim	Offensive Line	1973-78
	Harbison, Charlie	Assistant Defensive Backs	2018
	Hargrave, Carl	Offensive Consultant	2004
		Tight Ends	2005-06
	Heiden, Steve	Tight Ends	2019-
		Assistant Offensive Line	2018
		Asst. Special Teams/Asst. Tight Ends	2013-17
	Henderson, Donnie	Defensive Backs	2010
	Henke, Ed	Player-Coach (Defensive Line)	1963
	Hoener, Pete	Offensive Line	2003
		Tight Ends	2001-02
		Tight Ends	1985-86
	Holcomb, Al	Defensive Coordinator	2018
	Horton, Ray	Defensive Coordinator	2011-12





<b>I</b>	Isbell, Cecil . . . . .	Backfield . . . . .	1950-51
<b>J</b>	Jackson, Bobby . . . . .	Running Backs . . . . .	1992-93
	Jamieson, Dick . . . . .	Offensive Coordinator . . . . .	1985, 1997
		Offensive Backfield . . . . .	1980-84
	Johnson, Don . . . . .	Sr. Asst./Defensive Line . . . . .	2018
	Johnson, Jim . . . . .	Defensive Backs . . . . .	1990-93
		Defensive Line . . . . .	1986-89
	Jones, Amos . . . . .	Special Teams Coordinator . . . . .	2013-17
	Jones, Ronnie . . . . .	Defensive Coordinator . . . . .	1994-95
	Jorge, Ernie . . . . .	Line . . . . .	1953-54
<b>K</b>	Keane, Tom . . . . .	Assistant Coach . . . . .	1957
	Kellison, John . . . . .	Assistant Coach/Talent Scout . . . . .	1955-56
	Khayat, Bill . . . . .	Offensive Quality Control . . . . .	2004-06
	Kingdom, Roger . . . . .	Asst. Strength and Conditioning . . . . .	2014-17
	Kirkland, Levon . . . . .	Bill Bidwill Fellowship/OLBs . . . . .	2015-16
	Kitchens, Freddie . . . . .	TEs/QBs/RBs . . . . .	2007-17
	Krutzsch, Mike . . . . .	Quarterbacks . . . . .	2004-06
	Kuhlmann, Hank . . . . .	Special Teams . . . . .	2000-03
		Tight Ends . . . . .	1998-99
		Running Backs . . . . .	1986-89
	Kwan, Stan . . . . .	Sp. Teams Asst./Def. Quality Control . . . . .	2001-03
<b>L</b>	LANHAM, Paul . . . . .	Special Teams . . . . .	1972
	Lawrence, Daryl . . . . .	Asst. Strength and Conditioning . . . . .	2004-06
	Lawrence, Don . . . . .	Tight Ends . . . . .	2000
	Leach, Bob . . . . .	Defensive Line . . . . .	1971-72
	Leftwich, Byron . . . . .	QB/Offensive Coordinator . . . . .	2018
		Quarterbacks . . . . .	2017
	Lemmy, Wally . . . . .	Assistant Coach . . . . .	1956, 1959
	Lindsay, Everett . . . . .	Offensive Line . . . . .	2004-05
	Loney, Steve . . . . .	Offensive Assistant/Offensive Line . . . . .	1993, 2006
	Lott, John . . . . .	Strength & Conditioning . . . . .	2007-13
	Lovat, Tom . . . . .	Offensive Line . . . . .	1980-84, 1990-91
<b>M</b>	Marmie, Larry . . . . .	Defensive Coordinator . . . . .	2001-03
		Defensive Backs . . . . .	1996-2000
	Martinez, George . . . . .	Running Backs . . . . .	1995
		Quality Control . . . . .	1994
	Matsko, John . . . . .	Offensive Line . . . . .	1992-93
	Mauck, Carl . . . . .	Offensive Line . . . . .	1996-97
	McCoyle, Mike . . . . .	Offensive Coordinator . . . . .	2018
	McCray, Randall . . . . .	Assistant Special Teams . . . . .	2018-
	McDaniel, LeCharles . . . . .	Wide Receivers . . . . .	1993
	McGinnis, Dave . . . . .	Defensive Coordinator . . . . .	1996-2000
	McLaughlin, Leon . . . . .	Special Assistant/Quality Control . . . . .	1986-89
		Special Assistant to the Head Coach . . . . .	1980-85
		Special Assistant . . . . .	1979
	McMillan, Ernie . . . . .	Offensive Line . . . . .	1985
	McNulty, John . . . . .	Quarterbacks/Wide Receivers . . . . .	2009-12
	Merritt, Sr., Dave . . . . .	Defensive Backs . . . . .	2018
	Michael, Jason . . . . .	Tight Ends . . . . .	2018
	Miller, Chris . . . . .	Quarterbacks . . . . .	2009-11
	Miller, Mike . . . . .	Wide Receivers/Passing Game Coordinator / . . . . .	2007-12
		Offensive Coordinator . . . . .	
	Miller, Red . . . . .	Offensive Line . . . . .	1966-70
	Milus, Ron . . . . .	Defensive Backs . . . . .	2003
	Mitchell, Stump . . . . .	Running Backs . . . . .	2013-16
	Modkins, Curtis . . . . .	Running Backs . . . . .	2009
	Moore, Mal . . . . .	Wide Receivers . . . . .	1986-89
	Moore, Tom . . . . .	Assistant Head Coach/Offense . . . . .	2013-17
	Morris, Buddy . . . . .	Strength & Conditioning . . . . .	2014-
	Morris, Guy . . . . .	Offensive Line Assistant . . . . .	1994
	Muha, Joe . . . . .	Backfield . . . . .	1954
	Murphy, Mike . . . . .	Inside Linebackers/Quality Control . . . . .	1991-93
		Defensive Assistant/Quality Control . . . . .	1990

<b>N</b>	Neal, Dan . . . . .	Offensive Line . . . . .	1994-95
	Nixon, Mike . . . . .	Assistant Coach . . . . .	1952
	Nowskey, Bob . . . . .	Ends . . . . .	1954-57, 1956

<b>O</b>	O'Dea, Kevin . . . . .	Special Teams . . . . .	2004-05
	Olson, Rich . . . . .	Offensive Coordinator . . . . .	2001-02

<b>P</b>	Parker, Buddy . . . . .	Special Assistant . . . . .	1978
		Assistant Coach . . . . .	1943, 1945-48
	Pascale, Joe . . . . .	Linebackers . . . . .	1986-89
		Outside Linebackers . . . . .	1991-93
		Defensive Coordinator . . . . .	1990
	Pendergast, Clancy . . . . .	Defensive Coordinator . . . . .	2004-08
	Peters, Floyd . . . . .	Assistant Head Coach/Defense . . . . .	1982-85
	Pires, Glenn . . . . .	Linebackers . . . . .	1996-2000
	Pirotti, Anthony . . . . .	Asst. Strength & Conditioning . . . . .	2016-17
	Plasman, Dick . . . . .	Assistant Coach . . . . .	1947-49
	Plumb, Ted . . . . .	Receivers/Tight Ends . . . . .	1994-95
		Tight Ends . . . . .	1993
		Wide Receivers . . . . .	1990-92
	Pollard, Deek . . . . .	Defensive Line . . . . .	2004-05
	Polsfoot, Frank . . . . .	Wide Receivers . . . . .	1962-67

Pratt, Tom . . . . .	Pass Rush Specialist . . . . .	2013-17
Prochaska, Ray . . . . .	Offensive Line . . . . .	1962-65
	Assistant Coach . . . . .	1958-61
Putnam, Duane . . . . .	Offensive Line . . . . .	1979-80

<b>R</b>	Raich, Matt . . . . .	Defensive Assistant/Linebackers . . . . .	2007-12
	Ramsey, Buster . . . . .	Player-Coach (Defense) . . . . .	1951
	Ramsey, Kevin . . . . .	Defensive Backs . . . . .	2001-02
	Rapone, Nick . . . . .	Defensive Backs . . . . .	2013-17
	Rapp, Vic . . . . .	Wide Receivers . . . . .	1996-2000
	Reich, Frank . . . . .	Wide Receivers . . . . .	2012
	Renfro, Mel . . . . .	Defensive Backs . . . . .	1986-87
	Rhyme, Jerry . . . . .	Offensive Coordinator . . . . .	1990-93
	Richards, Ray . . . . .	Assistant Coach . . . . .	1954
	Roberts, Al . . . . .	Special Teams . . . . .	1994-95
	Robinson, Tommie . . . . .	Running Backs . . . . .	2010-12
	Rodgers, Jeff . . . . .	Special Teams Co./Asst. Head Coach . . . . .	2019-
		Special Teams Coordinator . . . . .	2018
	Rodriguez, Pete . . . . .	Special Teams . . . . .	1990-93
	Rogucki, Bob . . . . .	Strength and Conditioning . . . . .	1990-2003
	Roland, Johnny . . . . .	Running Backs . . . . .	1997-2003
	Ross, Kevin . . . . .	Cornerbacks . . . . .	2013-17
	Rothenshuler . . . . .	Offensive Quality Control . . . . .	2018
	Rowen, Keith . . . . .	Offensive Coordinator . . . . .	2005-06
	Rutledge, Jeff . . . . .	Quarterbacks . . . . .	2007-08
	Ryan, Rex . . . . .	Linebackers . . . . .	1995
		Defensive Line . . . . .	1994
	Ryan, Rob . . . . .	Defensive Backs . . . . .	1994-95

<b>S</b>	Sanders, Bob . . . . .	Linebackers . . . . .	2015-17
	Schlinkman, Walt . . . . .	Defensive Backs . . . . .	1964
		Assistant Coach . . . . .	1959
	Sevier, Wayne . . . . .	Special Assignments . . . . .	1974-75
	Shipp, Ken . . . . .	Receivers/Game Scouting . . . . .	1968-70
	Shofner, Jim . . . . .	Offensive Coordinator . . . . .	1986-89
	Shroyer, Don . . . . .	Linebackers . . . . .	1966-69
		Defensive Backs . . . . .	1963
		Offensive Backs . . . . .	1962
	Shurmur, Fritz . . . . .	Defensive Coordinator . . . . .	1991-93
	Simpson, Jackie . . . . .	Defensive Backs . . . . .	1973
	Skipper, Jim . . . . .	Running Backs . . . . .	1996
	Slowik, Ryan . . . . .	Outside Linebackers/Def. Quality Control . . . . .	
		Defensive Asst./Asst. Defensive Backs . . . . .	2009-14
	Smith, Jerry . . . . .	Special Teams . . . . .	1985
	Solari, Mike . . . . .	Offensive Line . . . . .	1989
	Solomon, Richard . . . . .	Defensive Backs . . . . .	2004-06
	Spencer, Joe . . . . .	Offensive Line . . . . .	1971
	Spencer, Kevin . . . . .	Special Teams . . . . .	2007-12
	Stahley, Skip . . . . .	Backfield . . . . .	1963
	Stanley, Jim . . . . .	Defensive Line . . . . .	1995
	Stephens, Vernon . . . . .	Assistant Strength and Conditioning . . . . .	2018-
	Stuber, Abe . . . . .	Assistant/Talent Scout . . . . .	1965-67
		Assistant Coach . . . . .	1958
	Sullivan, Jerry . . . . .	Offensive Coordinator . . . . .	2003
		Wide Receivers . . . . .	2001-02
	Sweeney, Jim . . . . .	Offensive Backfield . . . . .	1979

<b>T</b>	Thurman, Dennis . . . . .	Defensive Backs . . . . .	1988-89
	Thompson, Jerry . . . . .	Special Teams . . . . .	1978-79
	Thompson, Tommy . . . . .	Backfield . . . . .	1955
	Thomas, Emmitt . . . . .	Receivers . . . . .	1981-85
	Thornton, Bill . . . . .	Running Backs . . . . .	1972
	Tolbert, Tyke . . . . .	Wide Receivers . . . . .	2003
	Townsend, Deshea . . . . .	Asst. Defensive Backs . . . . .	2011-12
	Trestman, Marc . . . . .	Offensive Coordinator . . . . .	1998-2000
	Trippi, Charley . . . . .	Offensive Backs . . . . .	1963-65
		Assistant Coach . . . . .	1956-57
	Turner, Cameron . . . . .	Offensive Asst./Asst. Quarterbacks . . . . .	2018-

<b>V</b>	Van Zandt, Lance . . . . .	Defensive Backfield . . . . .	1985
	Versaci, Tony . . . . .	Special Teams/Special Assignments . . . . .	1971
	Voris, Dick . . . . .	Defensive Coordinator/Linebackers . . . . .	1971
		Defensive Line . . . . .	1968-70

<b>W</b>	Walsh, Charles . . . . .	Assistant Coach . . . . .	1940-41
	Ward, Dedic . . . . .	Offensive Quality Control . . . . .	2007-08
	Warhop, George . . . . .	Offensive Line . . . . .	1998-02
	Weber, Chuck . . . . .	Defensive Backs . . . . .	1976-77
	Wetzel, Steve . . . . .	Strength and Conditioning . . . . .	2004-06
	Willsay, Ray . . . . .	Defensive Coordinator . . . . .	1973-77
		Assistant Coach . . . . .	1960-61
	Wilson, Kirby . . . . .	Running Backs . . . . .	2004-06, '18
	Wilson, Larry . . . . .	Player-Coach (Defensive Backs) . . . . .	1972
	Wilson, Mike . . . . .	Tight Ends . . . . .	2004
		Wide Receivers . . . . .	2005-06
	Wood, Alex . . . . .	Offensive Coordinator . . . . .	2004
	Wylie, Bob . . . . .	Offensive Line . . . . .	2004

<b>Z</b>	Zapalac, Willie . . . . .	Defensive Line . . . . .	1976-77
	Zauner, Gary . . . . .	Special Teams . . . . .	2006
	Zierlein, Larry . . . . .	Assistant Offensive Line . . . . .	2013-17



## CARDINALS RING OF HONOR



### ERNE NEVERS

**Pro Football Hall of Fame Class of 1963**

**Fullback 6-0, 204 (Stanford)**

**1926-27 Duluth Eskimos, 1929-31 Chicago Cardinals**

Ernest Alonzo Nevers ... Stanford all-America, 1925 Rose Bowl hero ... Lured from pro baseball career by Eskimos ... Truly a do-everything iron man, playing 1,714 of 1,740 minutes in 29-game 1926 season ... Missed 1928 with injuries, returned with Cardinals, 1929 ... Scored NFL-record 40 points (six touchdowns, four conversions) in one game against Bears on Thanksgiving Day, 1929 ... All-league all five NFL seasons ... Player-coach one year in Duluth, two in Chicago ... Born June 11, 1903 in Willow River, Minnesota ... Died May 3, 1976, at age of 72 ... Inducted into ROH in 2006.



### JIMMY CONZELMAN

**Pro Football Hall of Fame Class of 1964**

**Quarterback 6-0, 175 Coach-Owner (Washington University-St. Louis)**

**1920 Decatur Staleys, 1921-22 Rock Island Independents, 1922-24 Milwaukee**

**Badgers, 1925-26 Detroit Panthers, 1927-30 Providence Steam Roller, 1940-42, 1946-48 Chicago Cardinals**

James Gleason Conzelman ... Multi-talented, athlete, editor, executive, songwriter, orator ... Began NFL career with Staleys, 1920 ... Player-coach of four NFL teams in the 1920s, including 1928 champion Providence ... Player-coach-owner of Detroit, 1925-26 ... Knee injury ended 10-year playing career, 1929 ... Coached Cardinals to 1947 NFL Championship, 1948 Western Division crown ... Born March 6, 1898 in St. Louis, Missouri ... Died July 31, 1970, at age of 72 ... Inducted into ROH in 2006.



### JOHN (PADDY) DRISCOLL

**Pro Football Hall of Fame Class of 1965**

**Quarterback 5-11, 160 (Northwestern)**

**1919 Hammond Pros (pre-NFL), 1920-25 Chicago Cardinals, 1926-29 Chicago Bears**

John Leo Driscoll ... Triple-threat on attack, flawless on defense ... Led Cardinals to 1925 NFL Championship ... Droppicked record four field goals in one game, 1925 ... Droppicked 50-yard field goal, 1924 ... Scored 27 points in one game, 1923 ... 23 precision punts stymied Red Grange's NFL debut, 1925 ... Traded by Cardinals to Bears, 1926, to thwart signing with rival AFL ... Sparked Bears for four years ... All-NFL six times ... Born January 11, 1896, in Evanston, Illinois ... Died June 29, 1968, at age 72 ... Inducted into ROH in 2006.



### CHARLES W. BIDWILL, SR.

**Pro Football Hall of Fame Class of 1967**

**Owner-Administrator (Loyola-Chicago)**

**1933-1947 Chicago Cardinals**

Charles W. Bidwill, Sr. ... Purchased Cardinals' franchise, 1933 ... Staunch faith in professional football stood as guiding light during dark depression years ... Dealt rival All-America Football Conference most stunning blow with \$100,000 signing of two-time Georgia all-America halfback Charley Trippi, 1947 ... Built famous "Dream Backfield" but died before it could bring him a Cardinals' championship ... Financial help saved Bears' ownership for George Halas, 1932 ... Born September 16, 1895, in Chicago, Illinois ... Died April 19, 1947, at age of 51 ... Inducted into ROH in 2006.



### CHARLEY TRIPPI

**Pro Football Hall of Fame Class of 1968**

**Halfback, Quarterback 6-0, 186 (Georgia)**

**1947-1955 Chicago Cardinals**

Charles Louis Trippi ... Cards' No. 1 future draft pick, 1945 ... Georgia all-America, 1946 ... Played in four Chicago All-Star games as collegian ... \$100,000 signee during AAFC-NFL war, 1947 ... Final link in Cards' famed "Dream Backfield" ... Scored two touchdowns in 1947 NFL Championship Game as Cardinals defeated Philadelphia 28-21 ... All-NFL, 1948 ... Extremely versatile—played halfback five years, quarterback two years, defense two years ... Gained nearly 10,000 yards and accounted for 53 touchdowns during Cardinal career ... Born December 14, 1922 in Pittston, Pennsylvania ... Inducted into ROH in 2006.



### OLLIE MATSON

**Pro Football Hall of Fame Class of 1972**

**Halfback 6-2, 220 (San Francisco)**

**1952, 1954-58 Chicago Cardinals, 1959-62 Los Angeles Rams, 1963 Detroit Lions, 1964-66 Philadelphia Eagles**

Ollie Genoa Matson ... San Francisco all-America ... U.S. Olympic medalist in track, 1952 ... No. 1 draft pick, 1952 ... All-NFL 1954-57 ... In six seasons with Cards, did not miss a game ... Rushed for 3,331 yards and 24 touchdowns, caught 130 passes for 2,150 yards and 24 touchdowns ... Added nine touchdowns on kick returns ... Traded to Rams for nine players, 1959 ... Career ledger: 12,844 combined yards, 5,173 yards rushing, 222 receptions, 438 points ... Elected to six Pro Bowls ... MVP in 1956 Pro Bowl ... Born May 1, 1930 in Trinity, Texas ... Inducted into ROH in 2006.



## **DICK (NIGHT TRAIN) LANE**

**Pro Football Hall of Fame Class of 1974**

**Cornerback 6-1, 194 (Scottsbluff - NE Junior College)**

**1952-53 Los Angeles Rams, 1954-59 Chicago Cardinals, 1960-65 Detroit Lions**

Richard Lane ... Joined Rams as free agent after four years in Army ... Set NFL interceptions record (14) as rookie, 1952 ... All-NFL six years ... Named to seven Pro Bowls ... Selected all-time NFL cornerback, 1969 ... Career interception record: 68 for 1,207 yards, five touchdowns ... Averaged more than 20 yards on 30 interception returns for Cardinals, 1960-65 ... Gambler on field, spectacular playmaker ... Deadly open-field tackler ... Very fast, agile, aggressive ... Born April 16, 1928 in Austin, Texas ... Died January 29, 2002, at age of 73 ... Inducted into ROH in 2006.



## **MARSHALL GOLDBERG**

**Halfback, Defensive Back 5-11, 190 (Pittsburgh)**

**1939-1948 Chicago Cardinals**

Marshall "Biggie" Goldberg ... Two-time all-America at Pittsburgh ... All-around performer starred as ball carrier, defensive back, and return specialist ... Played with Cardinals 1939-43, 1946-48 ... Earned second-team All-Pro notice in 1941 when, at midseason, led the league in rushing, punt and kickoff returns, and interceptions ... Key member of Cards' 1947 NFL Championship team ... Original member of Cards' "Dream Backfield" of Paul Chrisman, Pat Harder, Charley Trippi, Elmer Angsman, and Goldberg ... Born October 25, 1917 in Elkins, West Virginia ... Died April 3, 2006, at age of 88 ... Inducted into ROH in 2006.



## **DAN DIERDORF**

**Pro Football Hall of Fame Class of 1996**

**Tackle 6-3, 275 (Michigan)**

**1971-1983 St. Louis Cardinals**

Daniel Lee Dierdorf ... No. 2 draft pick, 1971 ... Michigan all-America ... Possessed size, speed, quickness, discipline, intelligence, consistency ... Equally effective as pass protector, run blocker ... Right tackle, anchored offensive line which led the NFL three years, NFC five years in fewest quarterback sacks allowed ... All-Pro five times, played in six Pro Bowls ... Named best blocker three years by NFL Players Association ... Born June 19, 1949 in Canton, Ohio ... Inducted into ROH in 2006.



## **PAT TILLMAN**

**Safety 5-11, 202 (Arizona State)**

**1998-2001 Arizona Cardinals**

Patrick Daniel Tillman ... Seventh round selection (226th overall) in 1998 NFL Draft out of Arizona State ... Former college linebacker converted to safety ... Was a fierce competitor who defied odds to become a three-year starting safety that set a franchise single-season record with 224 tackles in 2000 ... Finished four-year career with 478 tackles (247 solos) ... Tillman turned down a three-year contract and left the Cardinals prior to the 2002 season to enlist in the U.S. Army and become a member of the elite Army Ranger unit ... He was killed in action on April 22, 2004 in Afghanistan ... His jersey #40 became the fifth retired number in team history ... Born November 6, 1976 in Fremont, California ... Inducted into ROH in 2006.



## **LARRY WILSON**

**Pro Football Hall of Fame Class of 1978**

**Free Safety 6-0, 190 (Utah)**

**1960-1972 St. Louis Cardinals**

Lawrence Frank Wilson ... Two-way star at Utah, No. 7 draft pick, 1960 ... Cat-like defender, exceptional team leader ... Became NFL's top free safety, made "safety blitz" famous ... All-NFL six times, played in eight Pro Bowls ... Interceptions in seven straight games, led NFL with 10 thefts, 1966 ... In 1965 vs. Pittsburgh, with casts on two broken hands, intercepted a pass to set up go-ahead touchdown in 21-17 victory ... 52 career interceptions, 800 return yards, five touchdowns ... Career as Cardinal stretched from 1960 rookie season through retirement as team vice president in 2003 ... Born May 24, 1938, in Rigby, Idaho ... Inducted into ROH in 2006.



## **ROGER WEHRLI**

**Pro Football Hall of Fame Class of 2007**

**Cornerback 6-0, 190 (Missouri)**

**1969-1982 St. Louis Cardinals**

Roger Russel Wehrli ... Missouri all-America and Cardinals' first-round draft choice in 1969 ... Day-one starter as a rookie ... Flawless technician in pass coverage ... Appeared in 193 games and amassed 40 career interceptions, franchise record-tying 19 fumble recoveries ... Named to NFL's All-Decade Team of the 1970s ... Selected to seven Pro Bowls, named All-Pro five times ... Defensive cornerstone for the exciting Cardinals teams of the mid-70s that forged a three-year record of 31-11 (10-4, 11-3, 10-4) from 1974-76 ... Born November 26, 1947 in New Point, Missouri ... Inducted into ROH in 2007.



## AENEAS WILLIAMS

**Pro Football Hall of Fame Class of 2014**  
**Cornerback 5-11, 200 (Southern)**

**1991-2000 Arizona Cardinals, 2001-04 St. Louis Rams**

Aeneas Demetrius Williams ... Third round selection (59th overall) in the 1991 NFL Draft out of Southern University ... Played in every game as a Cardinal, including 157 consecutive starts ... Named to NFL team of the 1990's ... Was a six-time Pro Bowler (1994-99), including the first four as a starter ... Held or shared the NFC interception lead among cornerbacks three-times (1991-4, 1994-9, 1997-4) ... Seven-time Cardinal interceptions leader or co-leader 1991, '94-97, '99-00) ... Second on Cards all-time interception list with 46 ... Holds franchise record with six career interception returns for touchdowns ... Born January 29, 1968 in New Orleans, Louisiana ... Inducted into ROH in 2008.



## KURT WARNER

**Pro Football Hall of Fame Class of 2017**

**Quarterback 6-2, 214 (Northern Iowa)**

**1998-03 St. Louis Rams, 2004 New York Giants, 2005-09 Arizona Cardinals**

Kurtis Eugene Warner ... Author of one of the NFL's most unique success stories, went undrafted after attending college at Northern Iowa and went on to a Hall of Fame career following a three-year stint in the Arena Football League ... Played for the Cardinals from 2005-09, leading the team to back-to-back division titles in 2008 and '09 and the franchise's first-ever Super Bowl appearance (2008) ... In 2008, set franchise single-season records for pass attempts (598), completions (401), completion percentage (67.1%), passer rating (96.9, since broken) and TD passes (30, since broken) ... One of just three QBs in NFL history (Peyton Manning and Craig Morton) to take two different teams to the Super Bowl ... One of the greatest postseason performers in NFL history, Warner owns three of the top-six passing totals in Super Bowl history ... Born June 22, 1971 in Burlington, Iowa ... Inducted into ROH in 2014.



## ADRIAN WILSON

**Safety 6-3, 230 (North Carolina State)**

**2001-12 Arizona Cardinals**

Adrian Lemar Wilson ... Third round selection (64th overall) in the 2001 NFL Draft out of North Carolina State University ... A five-time Pro Bowl selection and three-time All-Pro selection, played in 181 games (162 starts) with the Cardinals and finished his career with 987 tackles, 25.5 sacks, 27 INTs, 106 passes defended, 15 forced fumbles, eight fumble recoveries and four touchdowns ... Five-time team captain and one of just six players in NFL history with at least 25 sacks and 25 INTs ... His eight sacks in 2005 remain and NFL single-season record for a defensive back ... Born October 12, 1979 in High Point, North Carolina ... Inducted into the ROH in 2015.



## ROY GREEN

**Wide Receiver, Defensive Back 6-0, 195 (Henderson State)**

**1979-87 St. Louis Cardinals, 1988-90 Phoenix Cardinals, 1991-92 Philadelphia Eagles**

Roy Calvin Green ... NAIA All-American at Henderson State and the Cardinals fourth round selection (89th overall) in the 1979 NFL Draft ... Two-time Pro Bowler and two-time first-team All-Pro selection, played 168 games (127 starts) with the Cardinals while starring on offense, defense and special teams ... Finished his Cardinals career with 522 receptions for 8,496 yards and 66 touchdowns ... Returned 84 kickoffs for 1,932 yards (23.0 average) and one touchdown, had 27 punt returns for 230 yards and one touchdown and had 140 yards and one touchdown on 23 rushes ... Also played defensive back with the Cards and had four interceptions and four fumble recoveries ... Ranks second in Cardinals history in career touchdowns (69), third in all-purpose yards (10,798) and his 26 touchdowns scored between 1983-84 are the most by any player in franchise history over a two-year span ... Born June 30, 1957 in Magnolia, Arkansas ... Inducted into the ROH in 2016.



## JIM HART

**Quarterback 6-2, 206 (Southern Illinois)**

**1966-83 St. Louis Cardinals, 1984 Washington Redskins**

James Warren Hart ... Played 18 of his 19 NFL seasons with the Cardinals after joining the team as an undrafted rookie free agent out of Southern Illinois in 1966 ... Selected to four consecutive Pro Bowls (1974-77) and named NFC Player of the Year in 1974 ... Established franchise records for attempts (5,069), completions (2,590), passing yards (34,639), passing touchdowns (209) and wins by a quarterback (87) ... Played 199 games for the Cardinals, more than all but two players in franchise history - Jim Bakken (234) and Larry Fitzgerald (218) ... One of six players in NFL history to have spent 18 or more seasons with one club and the only player in Cardinals history to have accomplished that feat ... Led team to back-to-back division titles (1974-75) and directed 10 game-winning drives during the 'Cardiac Cards' three consecutive 10-win seasons (1974-76) ... Born April 29, 1944 in Evanston, Illinois ... Inducted into the ROH in 2017.





## PRO BOWL SELECTIONS BY YEAR

(Year represents the season for which they were selected, not the year the game was played)

1938 .. Gaynell Tinsley, E	1977 .. Tom Banks, C; Conrad Dobler, G; Dan Dierdorf, T; Mel Gray, WR; Jim Hart, QB; Terry Metcalf, RB; Roger Wehrli, CB
1939 .. Tony Blazine, T; Phil Dougherty, C; Jimmy Lawrence, HB; Bill Smith, E	1978 .. Tom Banks, C; Dan Dierdorf, T; Bob Young, G
1940 .. Ki Aldrich, C; John Shirk, E	1979 .. Ottis Anderson, RB; Roger Wehrli, CB; Bob Young, G
1941 .. Ray Apolskis, C; Bill Dewell, E; Joe Kuharich, G	1980 .. Ottis Anderson, RB; Dan Dierdorf, T; Pat Tilley, WR*
1942 .. Frank Ivy, E	1983 .. Carl Birdsong, P; Roy Green, WR
1950 .. Elmer Angsman, HB; Bob Dove, E; Bill Fischer, G; Pat Harder, FB; Jim Hardy, QB; Bob Shaw, E	1984 .. Roy Green, WR; E.J. Junior, ILB; Neil Lomax, QB
1951 .. Bill Fischer, G; Fran Polsofoot, E; Tom Wham, E	1985 .. E.J. Junior, ILB
1952 .. Bill Fischer, G; Ollie Matson, HB; Charley Trippi, QB-HB	1986 .. Vai Sikahema, PR; Ron Wolfley, ST
1953 .. Johnny Olszewski, FB; Don Paul, HB-S; Bill Svoboda, HB; Charley Trippi, QB-HB	1987 .. Neil Lomax, QB; Luis Sharpe, T; Vai Sikahema, KR; Ron Wolfley, ST
1954 .. Jerry Groom, T; Dick Lane, DB; Ollie Matson, HB	1988 .. Luis Sharpe, T; Ron Wolfley, ST; J.T. Smith, WR
1955 .. Dick Lane, DB; Ollie Matson, HB; Jerry Olszewski, FB; Fred Wallner, G	1989 .. Rich Camarillo, P; Tim McDonald, SS; Luis Sharpe, T; Ron Wolfley, ST
1956 .. Lindon Crow, DB; Ollie Matson, HB; Dick Lane, DB; Leo Sanford, LB-C; Jack Simmons, C	1990 .. Johnny Johnson, RB
1957 .. Lindon Crow, DB; Ollie Matson, HB; Leo Sanford, LB-C	1991 .. Rich Camarillo, P; Tim McDonald, SS*
1958 .. Dick Lane, DB; Ollie Matson, HB; Gern Nagler, E; Leo Sugar, DE	1992 .. Johnny Bailey, KR; Rich Camarillo, P; Robert Massey, CB; Tim McDonald, SS
1959 .. John David Crow, HB; Frank Fuller, T; Jerry Norton, S; Ken Panfil, T	1993 .. Rich Camarillo, P
1960 .. John David Crow, HB; Jimmy Hill, DB; Leo Sugar, DE; Jerry Norton, S; Sonny Randle, SE	1994 .. Aeneas Williams, CB; Seth Joyner, OLB
1961 .. Ken Gray, G; Jimmy Hill, DB; Jerry Norton, S; Sonny Randle, SE; Billy Stacy, DB	1995 .. Aeneas Williams, CB; Eric Swann, DT; Larry Centers, FB; Jeff Feagles, P
1962 .. John David Crow, HB; Jimmy Hill, DB; Bill Koman, DE; Sonny Randle, SE; Larry Wilson, S	1996 .. Lomas Brown, T; Larry Centers, FB; Eric Swann, DT; Aeneas Williams, CB
1963 .. Bob DeMarco, C; Ken Gray, G; Charley Johnson, QB; Dale Meinert, LB; Larry Wilson, S	1997 .. Rob Moore, WR; Aeneas Williams, CB
1964 .. Bobby Joe Conrad, FL; Pat Fischer, CB; Irv Goode, G; Ken Gray, G; Bill Koman, DE	1998 .. Aeneas Williams, CB
1965 .. Jim Bakken, K; Bob DeMarco, C; Pat Fischer, CB; Ernie McMillan, T; Dale Meinert, LB; Sonny Randle, SE; Sam Silas, DT; Larry Wilson, S	1999 .. Simeon Rice, DE; Aeneas Williams, CB
1966 .. Ken Gray, G; Bob Reynolds, T; Joe Robb, DE; Johnny Roland, HB; Jackie Smith, TE; Jerry Stovall, DB; Chuck Walker, DT; Larry Wilson, S	2000 .. Scott Player, P
1967 .. Jim Bakken, K; Ken Gray, G; Bob DeMarco, C; Irv Goode, G; Ernie McMillan, T; Dale Meinert, LB; Johnny Roland, HB*; Jackie Smith, TE; Jerry Stovall, DB; Larry Wilson, S	2001 .. David Boston, WR
1968 .. Don Brumm, DE; Ken Gray, G; Bob Reynolds, T; Bob Rowe, DT; Jackie Smith, TE; Larry Wilson, S	2003 .. Anquan Boldin, WR
1969 .. Ernie McMillan, T; Bob Reynolds, T; Jackie Smith, TE; Jerry Stovall, DB; Larry Wilson, S	2004 .. Bertrand Berry, DE
1970 .. MacArthur Lane, RB; Ernie McMillan, T; Jackie Smith, TE; Larry Stallings, LB; Roger Wehrli, DB; Larry Wilson, DB	2005 .. Larry Fitzgerald, WR; Neil Rackers, K
1971 .. Roger Wehrli, DB	2006 .. Anquan Boldin, WR; Adrian Wilson, SS
1974 .. Dan Dierdorf, T; Mel Gray, WR; Jim Hart, QB; Terry Metcalf, RB; Roger Wehrli, CB	2007 .. Darnell Dockett, DT; Larry Fitzgerald, WR
1975 .. Jim Bakken, K; Tom Banks, C; Dan Dierdorf, T; Conrad Dobler, G; Mel Gray, WR; Jim Hart, QB; Terry Metcalf, RB; Jim Otis, RB; Roger Wehrli, CB	2008 .. Anquan Boldin, WR; Larry Fitzgerald, WR; Sean Morey, ST; Kurt Warner, QB; Adrian Wilson, SS
1976 .. Jim Bakken, K; Tom Banks, C; Leo Brooks, DT; Dan Dierdorf, T; Conrad Dobler, G; Mel Gray, WR; Jim Hart, QB; Roger Wehrli, CB	2009 .. Darnell Dockett, DT; Larry Fitzgerald, WR; Dominique Rodgers-Cromartie, CB; Antrel Rolle, FS; Adrian Wilson, SS
	2010 .. Darnell Dockett, DT; Larry Fitzgerald, WR; Adrian Wilson, SS
	2011 .. Larry Fitzgerald, WR; Patrick Peterson, KR; Adrian Wilson, SS
	2012 .. Larry Fitzgerald, WR; Patrick Peterson, CB; Daryl Washington, LB
	2013 .. John Abraham, LB; Justin Bethel, ST; Larry Fitzgerald, WR; Patrick Peterson, CB
	2014 .. Justin Bethel, ST; Calais Campbell, DE; Antonio Cromartie, CB; Patrick Peterson, CB
	2015 .. Justin Bethel, ST; Calais Campbell, DT; Larry Fitzgerald, WR; Mike Iupati, G; Tyrann Mathieu, S; Carson Palmer, QB; Patrick Peterson, CB
	2016 .. Larry Fitzgerald, WR; David Johnson, RB; Patrick Peterson, CB
	2017 .. Budda Baker, ST; Larry Fitzgerald, WR; Chandler Jones, LB; Patrick Peterson, CB
	2018 .. Patrick Peterson, CB

YEAR-BY-YEAR LEAGUE OFFENSIVE RANKINGS  
SINCE 1970 MERGER

Year	Total	Rush	Pass	Year	Total	Rush	Pass
2018	32	32	32	1994	25	17	21
2017	22	30	15	1993	8	11	9
2016	9	18	9	1992	17	26	13
2015	1	8	2	1991	27	26	26
2014	24	31	14	1990	18	12	19
2013	12	23	13	1989	25	26	15
2012	32	32	28	1988	4	13	5
2011	19	24	17	1987	6	15	6
2010	31	32	31	1986	26	14	22
2009	14	28	12	1985	17	15	18
2008	4	32	2	1984	3	9	3
2007	12	29	5	1983	17	7	24
2006	18	30	10	1982	23	7	26
2005	8	32	1	1981	19	9	22
2004	27	22	24	1980	22	9	25
2003	27	29	23	1979	10	3	20
2002	27	15	29	1978	7	25	4
2001	18	27	13	1977	7	12	2
2000	24	27	17	1976	3	8	5
1999	29	29	27	1975	5t	6	6
1998	13	21	8	1974	10	13	7
1997	24	30	10	1973	12	22	5
1996	13	25	6	1972	25	26	18t
1995	24	29	17	1971	14	21	5
				1970	3	6	9



## ALPHABETICAL PRO BOWLERS

Name	Pos	Selections	Year	Name	Pos	Selections	Year
John Abraham	LB	1	2013	Neil Lomax	QB	2	1984, 1987
Ki Aldrich	C	1	1940	Robert Massey	CB	1	1992
Ottis Anderson	RB	2	1979-80	Tyrann Mathieu	S	1	2015*
Elmer Angsman	HB	1	1950	Ollie Matson	HB	6	1952, 1954-58
Ray Apolskis	C	1	1941	Tim McDonald	S	3	1989, 1991*, 1992
Johnny Bailey	KR	1	1992	Eric McMillan	T	4	1965, 1967, 1969-70
Budda Baker	ST	1	2017	Dale Meiert	LB	3	1963, 1965, 1967
Jim Bakken	K	4	1965, 1967, 1975-76	Terry Metcalf	RB	3	1974-75, 1977
Tom Banks	C	4	1975-78	Rob Moore	WR	1	1997
Bertrand Berry	DE	1	2004	Sean Morey	ST	1	2008
Justin Bethel	ST	3	2013-15	Gern Nagler	E	1	1958
Carl Birdsong	P	1	1983	Jerry Norton	S	3	1959-61
Tony Blazine	T	1	1939	Johnny Olszewski	FB	2	1953, 1955
Anquan Boldin	WR	3	2003, 2006, 2008	Jim Otis	RB	1	1975
David Boston	WR	1	2001	Carson Palmer	QB	1	2015*
Leo Brooks	DT	1	1976	Ken Panfil	T	1	1959
Lomas Brown	T	1	1996	Don Paul	HB-S	1	1953
Don Brumm	DE	1	1968	Patrick Peterson	KR/CB	8	2011-14, 15*, 16-18
Rich Camarillo	P	4	1989, 1991-93	Scott Player	F	1	2000
Carys Campbell	DE/DT	2	2014-2015	Frank Polio	E	1	1951
Larry Centers	FL	2	1995*, 1996	Neil Rackers	K	1	2005
Bobby Joe Conrad	FL	1	1964*	Sonny Randle	SE	4	1960-62, 1965
Antonio Cromartie	CB	1	2014	Bob Reynolds	T	3	1966, 1968-69
John David Crow	HB	3	1959-60, 1962	Simeon Rice	DE	1	1999
Lindon Crow	DB	2	1956-57	Joe Robb	DE	1	1966
Bob DeMarco	C	3	1963, 1965, 1967*	Dominique Rodgers-Cromartie	CB	1	2009*
Bill Dewell	E	1	1941	Johnny Roland	HB	2	1966, 1967*
Dan Dierdorf	T	6	1974-78, 1980	Antrel Rolle	FS	1	2009
Conrad Dobler	G	3	1975-77	Bob Rowe	DT	1	1968
Darnell Dockett	DT	3	2007, 2009-10	Leo Sanford	LB-C	2	1956-57
Phil Dougherty	C	1	1939	Luis Sharpe	T	3	1987-89
Bob Dove	E	1	1950	Bob Shaw	E	1	1950
Jeff Feagles	P	1	1995	John Shirk	E	1	1940
Bill Fischer	G	3	1950-52	Vai Sikaheama	KR	2	1986-87
Pat Fischer	CB	2	1964-65	Sam Silas	DT	1	1965
Larry Fitzgerald	WR	11	2005, 07-08, 09*, 10-13, 15-17*	Jack Simmons	C	1	1956
Frank Fuller	T	1	1959	Bill Smith	E	1	1939
Irv Goode	G	2	1964, 1967	J.T. Smith	KR-WR	1	1988
Ken Gray	G	6	1961, 1963-64, 1966-68	Jackie Smith	TE	5	1966-70
Mel Gray	WR	4	1974-77	Billy Stacy	DB	1	1961
Roy Green	WR	2	1983-84	Larry Stallings	LB	1	1970
T	T	1	1954	Jerry Stovall	DB	3	1966-67, 1969
Pat Harder	FB	1	1950	Leo Sugar	DE	2	1958, 1960
Jim Hardy	QB	1	1950	Bill Svoboda	HB	1	1953
Jim Hart	QB	4	1974-77	Eric Swann	IL	2	1995-96
Jimmy Hill	DB	3	1960-62	Pat Tilley	WR	1	1980*
Mike Iupati	G	1	2015*	Gaynell Tinsley	E	1	1938
Frank Ivy	E	1	1942	Charley Trippi	QB-HB	2	1952-53
Charley Johnson	QB	1	1963	Chuck Walker	DT	1	1966
David Johnson	RB	1	2016*	Fred Wallner	G	1	1955
Johnny Johnson	RB	1	1990	Kurt Warner	QB	1	2008
Chandler Jones	LB	1	2017	Daryl Washington	LB	1	2012
Seth Joyner	LB	1	1994	Roger Wehrli	CB	7	1970-71, 1974-77, 1979
E.J. Junior	LB	2	1984-85	Tom Wham	E	1	1951
Bill Koman	DE	2	1962, 1964	Aeneas Williams	CB	6	1994-99
Joe Kuharich	G	1	1941	Adrian Wilson	SS	5	2006, 08, 09*, 10-11
Dick Lane	DB	4	1954-56, 1958	Larry Wilson	S	8	1962-63, 1965-70
MacArthur Lane	RB	1	1970	Ron Wolfley	ST	4	1986-89
Jimmy Lawrence	HB	1	1939	Bob Young	G	2	1978-79

\* Selected but did not play

Note: The year listed indicates the season for which a player was selected and not the year in which the game was played

## YEAR-BY-YEAR LEAGUE DEFENSIVE RANKINGS SINCE 1970 MERGER

Year	Total	Rush	Pass	Year	Total	Rush	Pass
2018	20	32	4	1993	21	19	19
2017	6	6	14	1992	24	10	27
2016	2	9	4	1991	16	26	7
2015	5	6	8	1990	18	26	8
2014	24	13	29	1989	26	27	22
2013	6	1	14	1988	14	16	12
2012	12	28	5	1987	25	19	25
2011	18	21	17	1986	4	25	1
2010	29	30	23	1985	15	24	8
2009	20	17	23	1984	8	14	9
2008	19	16	22	1983	6	8	14
2007	17	9	28	1982	14t	12	7
2006	29	16	30	1981	23	25	16
2005	8	10	12	1980	19	16	20
2004	12	27	9	1979	16	14	16
2003	26	19	29	1978	13	19t	7t
2002	29	30	28	1977	24	22	26
2001	28	24	26	1976	12	12	15
2000	30	30	11	1975	18	10	24
1999	22	30	10	1974	17	15	19
1998	21	20	17	1973	26	17	26
1997	27	27	15	1972	25	20	25
1996	21	21	21	1971	20	18	21
1995	26	30	15	1970	10	16	7
1994	3	4	4				



## ALL-TIME PLAYER OF THE WEEK SELECTIONS, 1984-2018

<b>1984</b>			<b>2004</b>		
Neil Lomax	Offensive	Oct. 7 at Dallas (Week 6)	Adrian Wilson	Defensive	Oct. 3 vs. New Orleans (Week 4)
Ottis Anderson	Offensive	Nov. 18 at N.Y. Giants (Week 12)	Neil Rackers	Special Teams	Oct. 24 vs. Seattle (Week 7)
E.J. Junior	Defensive	Nov. 25 vs. Philadelphia (Week 13)	Bertrand Berry	Defensive	Nov. 14 vs. N.Y. Giants (Week 10)
Neil Lomax	Offensive	Dec. 16 at Washington (Week 16)			
<b>1985</b>			<b>2005</b>		
Leonard Smith	Defensive	Nov. 4 vs. Dallas (Week 9)	Kurt Warner	Offensive	Nov. 20 at St. Louis (Week 11)
Lonnie Young	Defensive	Dec. 8 vs. New Orleans (Week 14)	Neil Rackers	Special Teams	Oct. 2 vs. San Francisco (Week 4)
<b>1986</b>			<b>2006</b>		
Leonard Smith	Defensive	Dec. 7 at Philadelphia (Week 14)	Kurt Warner	Offensive	Sept. 10 vs. San Francisco (Week 1)
<b>1987</b>			<b>2007</b>		
Curtis Greer	Defensive	Sept. 13 at Dallas (Week 1)	Steve Breaston	Special Teams	Sept. 30 vs. Pittsburgh (Week 4)
Neil Lomax	Offensive	Dec. 20 at Tampa Bay (Week 15)	Rod Hood	Defensive	Oct. 7 at St. Louis (Week 5)
<b>1988</b>			Karlos Dansby	Defensive	Nov. 11 vs. Detroit (Week 10)
Neil Lomax	Offensive	Oct. 2 at L.A. Rams (Week 5)	Antrel Rolle	Defensive	Nov. 18 at Cincinnati (Week 11)
Freddie Joe Nunn	Defensive	Oct. 30 at Dallas (Week 9)	Antrel Rolle	Defensive	Dec. 30 vs. St. Louis (Week 17)
Roy Green	Offensive	Nov. 13 vs. N.Y. Giants (Week 11)			
<b>1989</b>			<b>2008</b>		
Tim McDonald	Defensive	Nov. 12 vs. Dallas (Week 10)	Kurt Warner	Offensive	Sept. 14 vs. Miami (Week 2)
<b>1991</b>			Sean Morey	Special Teams	Oct. 12 vs. Dallas (Week 6)
Tim McDonald	Defensive	Oct. 20 vs. Atlanta (Week 8)	Antrel Rolle	Defensive	Nov. 2 at St. Louis (Week 9)
<b>1992</b>			Neil Rackers	Special Teams	Nov. 16 at Seattle (Week 11)
Robert Massey	Defensive	Oct. 4 vs. Washington (Week 5)	Gerald Hayes	Defensive	Dec. 7 vs. St. Louis (Week 14)
Johnny Johnson	Offensive	Nov. 8 at L.A. Rams (Week 10)			
<b>1993</b>			<b>2009</b>		
Johnny Bailey	Special Teams	Sept. 12 at Washington (Week 2)	Calais Campbell	Special Teams	Sept. 20 at Jacksonville (Week 2)
Eric Swann	Defensive	Oct. 17 vs. Washington (Week 7)	Dominique Rodgers-Cromartie	Defensive	Oct. 11 vs. Houston (Week 5)
Ron Moore	Offensive	Dec. 5 vs. L.A. Rams (Week 14)	Adrian Wilson	Defensive	Oct. 25 at New York Giants (Week 7)
Ron Moore	Offensive	Dec. 26 vs. N.Y. Giants (Week 17)	Kurt Warner	Offensive	Nov. 8 at Chicago (Week 9)
<b>1994</b>			LaRod Stephens-Howling	Special Teams	Nov. 29 at Tennessee (Week 12)
Aeneas Williams	Defensive	Oct. 16 at Washington (Week 7)	Kurt Warner	Offensive	Dec. 6 vs. Minnesota (Week 13)
Seth Joyner	Defensive	Nov. 20 vs. Philadelphia (Week 12)	Ben Graham	Special Teams	Dec. 20 at Detroit (Week 15)
<b>1995</b>			<b>2010</b>		
Jeff Feagles	Special Teams	Nov. 26 vs. Atlanta (Week 13)	Adrian Wilson	Defensive	Sept. 12 at St. Louis (Week 1)
<b>1996</b>			Jay Feely	Special Teams	Dec. 12 vs. Denver (Week 14)
LeShon Johnson	Offensive	Sept. 22 at New Orleans (Week 4)	<b>2011</b>		
Kent Graham	Offensive	Sept. 29 vs. St. Louis (Week 5)	Patrick Peterson	Special Teams	Nov. 6 vs. St. Louis (Week 9)
Boomer Esiason	Offensive	Nov. 10 at Washington (Week 11)	Larry Fitzgerald	Offensive	Nov. 13 at Philadelphia (Week 10)
Boomer Esiason	Offensive	Nov. 24 vs. Philadelphia (Week 13)	Patrick Peterson	Special Teams	Nov. 27 at St. Louis (Week 12)
<b>1997</b>			<b>2012</b>		
Aeneas Williams	Defensive	Sept. 7 vs. Dallas (Week 2)	Calais Campbell	Defensive	Sept. 16 at New England (Week 2)
<b>1998</b>			Larry Fitzgerald	Offensive	Sept. 23 vs. Philadelphia (Week 3)
Simeon Rice	Defensive	Sept. 20 vs. Philadelphia (Week 3)	<b>2013</b>		
Ronald McKinnon	Defensive	Oct. 11 vs. Chicago (Week 6)	Patrick Peterson	Defensive	Sept. 29 at Tampa Bay (Week 4)
Joe Nedney	Special Teams	Nov. 8 vs. Washington (Week 10)	Carson Palmer	Offensive	Nov. 24 vs. Indianapolis (Week 12)
Tommy Bennett	Defensive	Dec. 13 at Philadelphia (Week 15)	John Abraham	Defensive	Dec. 8 vs. St. Louis (Week 14)
Chris Jacke	Special Teams	Dec. 20 vs. New Orleans (Week 16)	Jay Feely	Special Teams	Dec. 15 at Tennessee (Week 15)
Kwamie Lassiter	Defensive	Dec. 27 vs. San Diego (Week 17)	<b>2014</b>		
<b>1999</b>			Ted Ginn, Jr.	Special Teams	Sept. 14 at New York Giants (Week 2)
Chris Jacke	Special Teams	Sept. 12 at Philadelphia (Week 1)	Chandler Catanzaro	Special Teams	Oct. 12 vs. Washington (Week 6)
<b>2000</b>			Larry Fitzgerald	Offensive	Oct. 26 vs. Philadelphia (Week 8)
Jake Plummer	Offensive	Sept. 10 vs. Dallas (Week 2)	Justin Bethel	Special Teams	Nov. 2 at Dallas (Week 9)
Aeneas Williams	Defensive	Nov. 5 vs. Washington (Week 10)	Patrick Peterson	Defensive	Nov. 9 vs. St. Louis (Week 10)
<b>2001</b>			Chandler Catanzaro	Special Teams	Dec. 11 at St. Louis (Week 15)
Bill Gramatica	Special Teams	Nov. 18 vs. Detroit (Week 11)	<b>2015</b>		
Bill Gramatica	Special Teams	Nov. 25 at San Diego (Week 12)	Larry Fitzgerald	Offensive	Sept. 20 at Chicago (Week 2)
<b>2002</b>			David Johnson	Special Teams	Sept. 20 at Chicago (Week 2)
MarTay Jenkins	Special Teams	Sept. 15 at Seattle (Week 2)	Tyrann Mathieu	Defensive	Sept. 27 vs. San Francisco (Week 3)
Bill Gramatica	Special Teams	Oct. 6 at Carolina (Week 5)	Chandler Catanzaro	Special Teams	Dec. 10 vs. Minnesota (Week 14)
Adrian Wilson	Defensive	Oct. 20 vs. Dallas (Week 7)	Deone Bucannon	Defensive	Dec. 20 at Philadelphia (Week 15)
<b>2003</b>			Dwight Freeney	Defensive	Dec. 27 vs. Green Bay (Week 16)
Dexter Jackson	Defensive	Sept. 21 vs. Green Bay (Week 3)	<b>2016</b>		
			Marcus Cooper	Defensive	Sept. 18 vs. Tampa Bay (Week 2)
			David Johnson	Offensive	Oct. 6 at San Francisco (Week 5)
			David Johnson	Offensive	Dec. 4 vs. Washington (Week 13)
			<b>2017</b>		
			J.J. Nelson	Offensive	Sept. 17 at Indianapolis (Week 2)
			Adrian Peterson	Offensive	Oct. 15 vs. Tampa Bay (Week 6)
			Karlos Dansby	Defensive	Nov. 5 at San Francisco (Week 9)
			Phil Dawson	Special Teams	Nov. 26 vs. Jacksonville (Week 12)



## OVERTIME GAMES (REGULAR AND POSTSEASON)

Total OT Games: . . . . . 47	Home: . . . . . 20-9-2	Winning the Toss: . . . . . 14-9-3		
Record: . . . . . 28-16-3	Road: . . . . . 8-7-1	Losing the Toss: . . . . . 14-7		
Date	Opponent	Result	Game-winning score	Coin Toss
Sun., Oct. 1, 2017	San Francisco	W, 18-15	19-yard TD pass, Carson Palmer to Larry Fitzgerald (0:32)	Lost
Sun., Sept. 17, 2017	at Indianapolis	W, 16-13	Phil Dawson 30-yard FG (8:02)	Won
Sun., Oct. 23, 2016	Seattle Seahawks	T, 6-6	None	Won
Sat., Jan. 16, 2016	Green Bay Packers	W, 26-20	5-yard TD pass, Carson Palmer to Larry Fitzgerald (13:55)	Won
Sun., Dec. 15, 2013	at Tennessee Titans	W, 37-34	Jay Feely 41-yard FG (10:18)	Lost
Sun., Oct. 14, 2012	Buffalo Bills	L, 16-19	25-yard Rian Lindell FG (11:10)	Lost
Sun., Sept. 30, 2012	Miami Dolphins	W, 24-21	46-yard Jay Feely FG (8:29)	Won
Sun., Jan. 1, 2012	Seattle Seahawks	W, 23-20	28-yard Jay Feely FG (5:59)	Lost
Sun., Dec. 18, 2011	Cleveland Browns	W, 20-17	22-yard Jay Feely FG (10:56)	Lost
Sun., Dec. 4, 2011	Dallas Cowboys	W, 19-13	52-yard TD pass, Kevin Kolb to LaRod Stephens-Howling	Won
Sun., Nov. 6, 2011	St. Louis Rams	W, 19-13	99-yard Patrick Peterson punt return TD	Lost
Sun., Nov. 7, 2010	at Minnesota Vikings	L, 24-27	35-yard Ryan Longwell FG (9:49)	Won
Sun., Jan. 10, 2010	Green Bay Packers	W, 51-45	Dansby 17-yard TD on fumble caused by M. Adams sack (13:42)	Lost
Sun., Oct. 12, 2008	Dallas Cowboys	W, 30-24	M. Beisel 3-yard TD return on S. Morey blocked punt (14:05)	Lost
Sun., Dec. 23, 2007	Atlanta Falcons	W, 30-27	31-yard Neil Rackers FG (9:30)	Won
Sun., Nov. 25, 2007	San Francisco 49ers	L, 31-37	Banta-Cain fumble recovery in endzone (4:56)	Won
Sun., Dec. 12, 2004	San Francisco 49ers	L, 28-31	31-yard Todd Peterson FG (6:22)	Lost
Sun., Oct. 10, 2004	at San Francisco 49ers	L, 28-31	32-yard Todd Peterson FG (3:23)	Lost
Sun., Nov. 30, 2003	St. Louis Rams	L, 27-30	49-yard Jeff Wilkins FG (3:38)	Lost
Sun., Oct. 26, 2003	San Francisco 49ers	W, 16-13	39-yard Tim Duncan FG (4:59)	Won
Sun., Dec. 8, 2002	Detroit Lions	W, 23-20	42-yard Bill Gramatica FG (4:12)	Won
Sun., Oct. 20, 2002	Dallas Cowboys	W, 9-6	40-yard Bill Gramatica FG (11:45)	Lost
Sun., Dec. 2, 2001	at Oakland Raiders	W, 34-31	36-yard Bill Gramatica FG (7:29)	Lost
Sun., Dec. 13, 1998	at Philadelphia Eagles	W, 20-17	32-yard Chris Jacke FG (4:30)	Won
Sun., Nov. 30, 1997	Pittsburgh Steelers	L, 20-26	10-yard Jerome Bettis TD run (5:34)	Won
Sun., Oct. 19, 1997	at Philadelphia Eagles	L, 10-13	24-yard Chris Boniol FG (4:02)	Won
Sun., Sept. 14, 1997	at Washington Redskins	L, 13-19	40-yard TD pass, Gus Frerotte to Michael Westbrook (1:36)	Won
Sun., Sept. 7, 1997*	Dallas Cowboys	W, 25-22	20-yard Kevin Butler FG (8:30)	Lost
Sun., Nov. 10, 1996	at Washington Redskins	W, 37-34	32-yard Kevin Butler FG (14:27)	Won
Sun., Sept. 29, 1996	St. Louis Rams	W, 31-28	24-yard Greg Davis FG (1:54)	Won
Sun., Nov. 26, 1995	Atlanta Falcons	W, 40-37	28-yard Greg Davis FG (1:43)	Lost
Sun., Nov. 12, 1995	Minnesota Vikings	L, 24-30	50-yard TD pass, Warren Moon to Qadry Ismail (2:16)	Lost
Sun., Oct. 29, 1995	Seattle Seahawks	W, 20-14	72-yard Lorenzo Lynch INT return (11:16)	Won
Sun., Oct. 8, 1995	at New York Giants	L, 21-27	58-yard Jessie Armstead INT return (4:05)	Won
Sun., Nov. 27, 1994	Chicago Bears	L, 16-19	27-yard Kevin Butler FG (8:11)	Won
Sun., Oct. 30, 1994	Pittsburgh Steelers	W, 20-17	51-yard Greg Davis FG (1:40)	Lost
Sun., Oct. 16, 1994	at Washington Redskins	W, 19-16	29-yard Todd Peterson FG (10:00)	Lost
Sun., Dec. 19, 1993	at Seattle Seahawks	W, 30-27	41-yard Greg Davis FG (6:45)	Won
Sun., Dec. 7, 1986	at Philadelphia Eagles	T, 10-10	None	Won
Sun., Sept. 8, 1985	at Cleveland Browns	W, 27-24	35-yard Neil O'Donoghue FG (5:27)	Won
Mon., Oct. 24, 1983	New York Giants	T, 20-20	None	Won
Sun., Nov. 9, 1980	Atlanta Falcons	L, 27-33	21-yard Ray Strong TD run (4:20)	Lost
Sun., Sept. 14, 1980	at San Francisco 49ers	L, 21-24	33-yard Ray Wersching FG (4:12)	Won
Sun., Oct. 15, 1978	Dallas Cowboys	L, 21-24	27-yard Rafael Septien FG (3:28)	Lost
Sun., Oct. 31, 1976	San Francisco 49ers	W, 23-20	21-yard Jim Bakken FG (6:42)	Won
Sun., Nov. 16, 1975	Washington Redskins	W, 20-17	37-yard Jim Bakken FG (7:00)	Won
Sun., Sept. 28, 1975	at Dallas Cowboys	L, 31-37	3-yard TD pass, Roger Staubach, to Billy Jo DuPree (7:53)	Won

\* Sunday Night Football

## CARDINALS CONTINUE TO SELL OUT STATE FARM STADIUM

The Cardinals sellout streak at State Farm Stadium continued last season, selling out all 10 games (including pre-season). Entering the 2019 season, the team has sold out all 134 games played at the stadium. Arizona averaged 61,910 fans per game in 2017, totaling 619,100 fans in their 10 home games last year.

The Cardinals have posted a winning record at home in eight of 13 seasons at State Farm Stadium, earning four playoff berths and three NFC West titles during that time. The Cardinals finished .500 or better just twice and made the playoffs only one time in the 18 seasons prior.

Before the opening of State Farm Stadium in 2006, there were only 12 games that sold out in time to be televised locally in 18 years at Sun Devil Stadium.







## ALL-NFL/POSTSEASON AWARDS

**1960****All-Pro**

Jerry Norton, S (AP, UPI)  
Sonny Randle, E (AP, UPI)

**1961****All-Pro**

Jimmy Hill, DHB (NEA)  
Jerry Norton, S (NEA)

**1963****All-Pro**

Bobby Joe Conrad, FL (AP, UPI)  
Len Gray, G (UPI)  
Larry Wilson, S (UPI)

**1964****All-Pro**

Bob DeMarco, C (NEA)  
Pat Fischer, DB (AP, NEA, UPI)  
Ken Gray, G (AP, UPI)  
Dale Meinert, LB (NEA)

**1965****All-Pro**

Ken Gray, G (UPI)

**1966****All-Pro**

Larry Wilson, S (AP, NEA, UPI)

**1967****All-Pro**

Bob DeMarco, C (AP)  
Ernie McMillan, T (NEA)  
Jackie Smith, TE (UPI)  
Larry Wilson, S (AP, NEA)

**1968****All-Pro**

Larry Wilson, S (AP, NEA, UPI)

**1969****All-Pro**

Larry Wilson, S (AP, NEA, UPI)

**1970****All-Pro**

MacArthur Lane, RB (NEA)  
Roger Wehrli, CB (NEA)  
Larry Wilson, S (PFWA)

**All-NFC**

MacArthur Lane, RB (UPI)  
Ernie McMillan, T (UPI)  
Larry Stallings, LB (UPI)  
Roger Wehrli, CB (UPI)  
Larry Wilson, S (AP, UPI)

**1971****All-NFC**

Ernie McMillan, T (UPI)  
Roger Wehrli, CB (UPI)

**1974****All-Pro**

Mel Gray, WR (NEA)  
Roger Wehrli, CB (NEA)

**All-NFC**

Jim Hart, QB (AP, UPI, *Sporting News*)  
Roger Wehrli, CB (AP, UPI, *Sporting News*)  
**NFC Player-of-the-Year**  
Jim Hart, QB (UPI)  
Terry Metcalf, RB (New York PFWA)  
**NFL Coach-of-the-Year**  
Don Coryell (AP, *Sporting News*)

**NFC Coach-of-the-Year**

Don Coryell (UPI, PFWA)  
(Note: Metcalf was runner-up for NFL MVP by AP and NFC player-of-the-year by UPI.)

**1975****All-Pro**

Jim Bakken, K (AP, NEA, PFWA, *Pro Football Weekly*, *N.Y. News*)  
Dan Dierdorf, T (PFWA, *N.Y. News*)  
Mel Gray, WR (AP, PFWA, *N.Y. News*, *Pro Football Weekly*, *Football News*)  
Terry Metcalf, KR (*Football News*)  
Roger Wehrli, CB (AP, PFWA, *N.Y. News*, *Pro Football Weekly*)

**All-NFC**

Jim Bakken, K (AP, *Inside Football Report*, *Pro Football Weekly*, *Sporting News*)  
Tom Banks, C (*Pro Football Weekly*)  
Dan Dierdorf, T (AP, UPI, *Inside Football Report*, *Pro Football Weekly*, *N.Y. News*)  
Mel Gray, WR (AP, UPI, *Inside Football Report*, *Pro Football Weekly*, *N.Y. News*, *Sporting News*)  
Terry Metcalf, RB (AP, UPI, *Inside Football Report*, *Pro Football Weekly*, *N.Y. News*, *Sporting News*); (*Pro Football Weekly* as KR)  
Roger Wehrli, CB (AP, UPI, *Inside Football Report*, *Pro Football Weekly*, *N.Y. News*, *Sporting News*)

**NFL MVP**

Terry Metcalf, RB (*N.Y. News*)

**NFC Coach-of-the-Year**

Don Coryell (*Inside Football Report*)

**1976****All-Pro**

Jim Bakken, K (AP, NEA, PFWA, *Pro Football Weekly*)  
Tom Banks, C (AP, *Football Digest*)  
Dan Dierdorf, T (AP, NEA, PFWA, *N.Y. News*, *N.Y. Post*)  
Conrad Dobler, G (NEA)  
Roger Wehrli, CB (AP, PFWA)  
**All-Pro (Second Team)**  
Tom Banks, C (NEA, PFWA)  
Conrad Dobler, G (AP)

**All-NFC**

Jim Bakken, K (AP, UPI, *Sporting News*, *N.Y. News*, *Pro Football Weekly*)  
Conrad Dobler, G (AP, UPI, *Sporting News*)  
Mel Gray, WR (AP, *Sporting News*)  
Roger Wehrli, CB (AP, UPI, *Sporting News*, *Pro Football Weekly*, *N.Y. News*)  
Bob Young, G (*N.Y. News*)  
**NFC Offensive Lineman-of-the-Year**  
Dan Dierdorf, T (NFC players)

**1977****All-Pro**

Dan Dierdorf, T (AP, PFWA, NEA)  
Roger Wehrli, CB (AP, NEA)  
**All-Pro (Second Team)**  
Tom Banks, C (AP)

**All-NFC**

Tom Banks, C (UPI, *Sporting News*)  
Dan Dierdorf, T (UPI, *Sporting News*)  
Bob Young, G (*Sporting News*)  
**NFC Offensive Lineman-of-the-Year**  
Dan Dierdorf, T (NFC players)

**1978****All-Pro**

Dan Dierdorf, T (AP, NEA, PFWA, *Pro Football Weekly*)

**All-NFC**

Dan Dierdorf, T (*Sporting News*, UPI)  
Tom Banks, C (*Sporting News*, UPI, *Pro Football Weekly*)  
Bob Young, G (*Sporting News*, *Pro Football Weekly*)

**Honorable Mention All-NFC**

Ken Stone, S (UPI)  
Pat Tilley, WR (UPI)  
Roger Wehrli, CB (UPI)

**All-Rookie NFC**

Ken Greene, S (UPI, *Pro Football Weekly*)  
**NFC Offensive Lineman-of-the-Year**  
Dan Dierdorf, T (NFC players)

**1979****All-Pro**

Ottis Anderson, RB (AP, PFWA)  
Bob Young, G (AP, *Pro Football Weekly*)

**All-NFC**

Ottis Anderson, RB (UPI, *Sporting News*, *Pro Football Weekly*)  
Tom Banks, C (UPI, *Sporting News*)  
Roy Green, KR (*Sporting News*, *Pro Football Weekly*)  
Roger Wehrli, CB (UPI, *Sporting News*, *Pro Football Weekly*)  
Bob Young, G (UPI, *Sporting News*, *Pro Football Weekly*)

**NFL All-Rookie**

Ottis Anderson, RB (*Pro Football Weekly*, UPI, *Football Digest*)  
Joe Bostic, T (*Football Digest*)

**NFL Player-of-the-Year**

Ottis Anderson, RB (AP, UPI, *Sporting News*, *Pro Football Weekly*, PFWA, *Football Digest*. Offense-N.Y. News)

**NFC Rookie-of-the-Year**

Ottis Anderson, RB (UPI, *Sporting News*)

**1980****All-Pro**

Pat Tilley, WR (*Sports Illustrated*)  
Dan Dierdorf, T (NEA)

**NFL All-Rookie**

Rush Brown, T (UPI, *Pro Football Weekly*, *Football Digest*)

**All-NFC (Second Team)**

Ottis Anderson, RB (AP, UPI)  
Dan Dierdorf, T (AP, UPI)  
Pat Tilley, WR (UPI)

**1981****All-Pro**

Roy Green, WR/DB (*Sports Illustrated*)

**All-NFC**

Roy Green, WR/DB (*Pro Football Weekly*)

**NFL All-Rookie**

Neil Lomax, QB (UPI, PFWA, *Football Digest*, *Pro Football Weekly*)  
E.J. Junior, LB (UPI, *Football Digest*, *Pro Football Weekly*)  
Carl Birdsong, P (UPI)  
Stump Mitchell, RB (*Pro Football Weekly*)  
Greg LaFleur, TE (PFWA, *Football Digest*)

**1982****NFL All-Rookie**

Luis Sharpe, T (*Pro Football Weekly*, PFWA, *Football Digest*)  
Tootie Robbins, T (*Football Digest*, *Pro Football Weekly*, PFWA)  
Benny Perrin, S (*Pro Football Weekly*, PFWA)

**1983****All-Pro**

Roy Green, WR (AP, NEA, PFWA, *Football Digest*, *Pro Football Weekly*, *Sporting News*, *College & Pro Football Newsweekly*, *Football Digest*)



## ALL-NFC

Carl Birdsong, P (UPI, *Pro Football Weekly*)  
Roy Green, WR (UPI, *Pro Football Weekly*)

## 1984

### All-Pro

Roy Green, WR (AP, NEA, PFWA, *Sporting News, College & Pro Football Newsweekly, Pro Football Weekly, Football Digest, Seagram Sports Award*)  
E.J. Junior, ILB (AP, NEA, PFWA, *Football Digest*)

### All-NFC

Roy Green, WR (UPI, *Pro Football Weekly*)  
E.J. Junior, ILB (UPI)  
Curtis Greer, DE (UPI)  
Stump Mitchell, KR (*Pro Football Weekly*)  
Randy Clark, C (NEA)  
Luis Sharpe, T (UPI)  
Neil Lomax, QB (UPI)

## 1985

### All-NFC

E.J. Junior, ILB (UPI)

### All-Rookie

Lance Smith, T (UPI)  
Freddie Joe Nunn, OLB (UPI, *Football Digest*)  
Lonnie Young, S (UPI, *Football Digest*)

## 1986

### All-Pro (Second Team)

Leonard Smith, SS (AP, UPI, NEA)  
Vai Sikahema, PR-KR (AP)

### All-NFC

Vai Sikahema, PR-KR (*Pro Football Weekly*)  
Ron Wolfley, Special Teams (PFWA)

### All-Rookie

Gene Chilton, C (*Pro Football Weekly*)  
Vai Sikahema, PR-KR (*Pro Football Weekly*)  
John Lee, K (PFWA, *Pro Football Weekly*)

## 1987

### All-Pro

J.T. Smith, WR (*Pro Football Weekly, Sporting News*)  
Ron Wolfley, special teams (*Pro Football Weekly*)

### All-Pro (Second Team)

Robert Awalt, TE (NEA)  
Luis Sharpe, T (UPI)  
J.T. Smith, WR (AP, *Sporting News*)

### NFL All-Rookie

Robert Awalt, TE (UPI, PFWA, *Pro Football Weekly, Football Digest*)  
Todd Peat, G (UPI, PFWA, *Pro Football Weekly, Football Digest*)

### All-NFC

Leonard Smith, SS (*Football News*)  
J.T. Smith, WR (UPI)

### All-NFC (Second Team)

Neil Lomax, QB (UPI)  
**NFL Rookie-of-the-Year**  
Robert Awalt, TE (*Sporting News*)  
**NFC Rookie-of-the-Year**  
Robert Awalt, TE (UPI)

## 1988

### All-Pro (Second Team)

Luis Sharpe, T (AP)  
**All-Pro (Honorable Mention)**  
Derek Kennard, C (AP)  
Freddie Joe Nunn, DE (AP)  
Lonnie Young, FS (AP)

### All-NFC

Luis Sharpe, T (UPI)  
**All-NFC (Second Team)**  
Freddie Joe Nunn, DE (UPI)

## 1989

### All-Pro (Second Team)

Rich Camarillo, P (AP)  
**All-NFC**  
Tim McDonald, S (UPI, *Pro Football Weekly*)  
Ron Wolfley, special teams (*Pro Football Weekly*)

### All-NFC Second Team

Rich Camarillo, P (UPI)  
**All-Rookie**  
Eric Hill, LB (UPI, *Pro Football Newsweekly, Pro Football Weekly, Football Digest*)  
Joe Wolf, T (UPI, *Pro Football Newsweekly, Pro Football Weekly, Football Digest*)  
Jim Wahler, DT (*Pro Football Newsweekly, Pro Football Weekly*)

## 1990

### All-Pro (Second Team)

Luis Sharpe, T (AP)  
Rich Camarillo, P (UPI)  
**NFL Rookie-of-the-Year**  
Johnny Johnson, RB (*Football Digest*)  
**NFL Offensive Rookie-of-the-Year**  
Johnny Johnson, RB (*College & Pro Football Newsweekly*)

### NFL All-Rookie

Johnny Johnson, RB (UPI, PFWA, *Pro Football Weekly, College & Pro Football Newsweekly, Football Digest, Football News*)  
Ricky Proehl, WR (UPI, PFWA, *Pro Football Weekly, College & Pro Football Newsweekly, Football Digest*)

## 1991

### All-Pro

Tim McDonald, SS (AP)  
**All-Pro (Second Team)**  
Tim McDonald, SS (NEA)  
**NFL All-Rookie Team**  
Aeneas Williams, CB (PFWA, *College & Pro Football Newsweekly, Pro Football Weekly, Football News, Football Digest*)

### All-NFC

Rich Camarillo, P (UPI, *Pro Football Weekly*)  
Tim McDonald, SS (*Pro Football Weekly, Football News*)

## 1992

### All-Pro

Rich Camarillo, P (PFWA, *Pro Football Weekly, AP*)  
Tim McDonald, SS (NEA)  
**All-Pro (Second Team)**  
Rich Camarillo, P (NEA)  
Tim McDonald, SS (AP, *College & Pro Football Newsweekly*)

### All-NFC

Rich Camarillo, P (UPI)  
Johnny Bailey, KR (UPI)  
**Golden Toe Award**  
Rich Camarillo, P

## 1993

### All-Pro (Second Team)

Rich Camarillo, P (AP, *College & Pro Football Newsweekly*)  
**All-NFC**  
Rich Camarillo, P (UPI, *Football News*)

## 1994

### All-Pro

Aeneas Williams, CB (*Sports Illustrated, USA Today*)  
Jeff Feagles, P (*USA Today*)

### All-Pro (Second Team)

Aeneas Williams, CB (AP, *College & Pro Football Newsweekly, Football Digest*)

### All-NFC

Aeneas Williams, CB (*Football News, UPI*)

### All-NFC (Second Team)

Seth Joyner, LB (UPI)  
**All-Rookie**  
Anthony Redmon, G (*Football News, Pro Football Weekly, PFWA*)

## 1995

### All-Pro

Larry Centers, RB (*Sports Illustrated*)  
Eric Swann, DT (*The Sporting News*)  
Aeneas Williams, CB (AP, *College & Pro Football Newsweekly, Pro Football Weekly, PFWA, The Sporting News, USA Today*)

### All-Pro (Second Team)

Larry Centers, RB (*College & Pro Football Newsweekly*)  
Jeff Feagles, P (*Football Digest*)  
Eric Hill, LB (*Football Digest*)  
Aeneas Williams, CB (*Football Digest*)

### All-NFC

Jeff Feagles, P (*Football News, UPI*)  
Aeneas Williams, CB (*Football News, UPI*)  
**All-NFC (Second Team)**  
Eric Swann, DT (UPI)

## 1996

### All-Pro

Larry Centers, FB (AP, *Football Digest, Sports Illustrated*)  
Eric Swann, DT (*College & Pro Football Newsweekly*)  
Aeneas Williams, CB (*Pro Football Weekly/PFWA*)

### All-Pro (Second Team)

Aeneas Williams, CB (*Football Digest*)

### All-NFC

Lomas Brown, T (*Football News*)  
Aeneas Williams, CB (*Football News, UPI*)

### All-NFC (Second Team)

Seth Joyner, LB (UPI)  
Simeon Rice, DE (UPI)  
Eric Swann, DT (UPI)

### All-Rookie

Simeon Rice, DE (*College & Pro Football Newsweekly, Football News, Pro Football Weekly/PFWA*)  
Aaron Graham, C (*Pro Football Weekly/PFWA*)

### Defensive Rookie-of-the-Year

Simeon Rice, DE (AP, *Pro Football Weekly/PFWA, College & Pro Football Newsweekly*)

### NFC Rookie-of-the-Year

Simeon Rice, DE (UPI)

## 1997

### All-Pro

Aeneas Williams, CB (AP, *Sports Illustrated, Pro Football Weekly, The Sporting News, Football Digest, USA Today*)

Rob Moore, WR (AP, *Sports Illustrated, Pro Football Weekly, College & Pro Football Weekly, Football Digest*)

### All-Pro (Second Team)

Aeneas Williams, CB (*College & Pro Football Weekly*)

### All-NFC

Rob Moore, WR (*Pro Football Weekly*)  
Aeneas Williams, CB (*Pro Football Weekly, Football News*)

**All-Rookie**

Jake Plummer, QB (*Pro Football Weekly, College & Pro Football Weekly, Football News*)  
 Mark Smith, DT (*College & Pro Football Weekly*)

**1998****All-Pro (Second Team)**

Kwamie Lassiter, FS (*College & Pro Football Weekly*)

**All-Rookie**

Andre Wadsworth, DE (*College & Pro Football Newsweekly, Pro Football Weekly, Football Digest*)  
 Corey Chavous, CB (*College & Pro Football Newsweekly*)

**1999****All-Pro (Second Team)**

Simeon Rice, DE (AP, *Football Digest*)

**2000****All-Pro**

Pat Tillman, S (*Sports Illustrated*)

**All-Pro (Second Team)**

Scott Player, P (*Pro Football Weekly*)  
 MarTay Jenkins, KR (*Football Digest*)

**All-NFL (First Team)**

Scott Player, P (*Football News*)

**2001****All-Pro**

David Boston, WR (*Associated Press, Sports Illustrated, Pro Football Weekly, The Sporting News*)

**All-Pro (Second Team)**

David Boston, WR (*Football Digest, College & Pro Football Newsweekly*)

**All-Rookie (First Team)**

Leonard Davis, G (*Pro Football Weekly, Football News*)

Arnold Jackson, PR (*Football News*)

**All-NFC (First Team)**

David Boston, WR (*Pro Football Weekly, Football News*)

**2003****Offensive Rookie-of-the-Year**

Anquan Boldin, WR (*Associated Press, Pro Football Weekly/PFWA, Football Digest*)

**Rookie-of-the-Year**

Anquan Boldin, WR (*The Sporting News, Sports Illustrated*)

**All-Pro**

Anquan Boldin, WR (*Associated Press, Sports Illustrated, Pro Football Weekly, The Sporting News*)

**All-Rookie (First Team)**

Anquan Boldin, WR (*Pro Football Weekly*)

**2004****All-Pro (Second Team)**

Bertrand Berry, DE (*Associated Press, College & Pro Football Weekly*)

**All-Conference**

Bertrand Berry, DE (*Pro Football Weekly*)

**All-Rookie**

Karlos Dansby (*Pro Football Weekly*)  
 Darnell Dockett (*Pro Football Weekly*)  
 Alex Stepanovich (*Pro Football Weekly*)

**2005****All-Pro**

Neil Rackers, K (*Associated Press, Sports Illustrated, Pro Football Weekly, Sporting News*)

**All-Conference**

Neil Rackers, K (*Pro Football Weekly*)

**All-NFL**

Neil Rackers, K (*Associated Press, Pro Football Weekly*)

**2006****All-Pro (Second Team)**

Adrian Wilson, SS (AP)

**All-NFL**

Adrian Wilson, SS (PFW) (*The Sporting News*)

**All Conference**

Adrian Wilson, SS (PFW)

**2007****All-Pro (First Team)**

Larry Fitzgerald, (AP) (*The Sporting News*)

**All-Pro (Second Team)**

Adrian Wilson, (AP)

**All-NFL**

Larry Fitzgerald, (PFW/PFWA)

**All-NFC**

Larry Fitzgerald, (PFW/PFWA)

Adrian Wilson, (PFW/PFWA)

Sean Morey, (PFW/PFWA)

**All-Rookie**

Dominique Rodgers-Cromartie  
 (*The Sporting News*) (PFW/PFWA)

**2008****All-Pro (First Team)**

Larry Fitzgerald, WR (AP) (*The Sporting News*)

**All-Pro (Second Team)**

Adrian Wilson, SS (AP)

**All-NFL**

Larry Fitzgerald, WR (PFW/PFWA)

**All-NFC**

Larry Fitzgerald, WR (PFW/PFWA)

Adrian Wilson, SS (PFW/PFWA)

Sean Morey, ST (PFW/PFWA)

**All-Rookie**

Dominique Rodgers-Cromartie, CB  
 (*The Sporting News*) (PFW/PFWA)

**2009****All-Pro (First Team)**

Adrian Wilson, SS (AP)

**All-Pro (Second Team)**

Larry Fitzgerald, WR (AP)

Darnell Dockett, DT (AP)

**All-Pro (Sporting News)**

Larry Fitzgerald, WR, Darnell Dockett, DT

**All-NFL**

Adrian Wilson, SS (PFW/PFWA)

**All-Rookie**

Beanie Wells, RB (PFWA)  
 LaRod Stephens-Howling, ST (PFWA)

**2011****All-Pro (First Team)**

Patrick Peterson, KR (AP)

**All-Pro (Second Team)**

Larry Fitzgerald, WR (AP)

**All-NFL**

Patrick Peterson, PR (PFW/PFWA)

**All-Rookie**

Patrick Peterson, CB/PR (PFW/PFWA)

**All-Pro (Sporting News)**

Patrick Peterson, PR

**2012****All-Pro (Second Team)**

Daryl Washington, LB (AP)

**2013****All-Pro (First Team)**

Patrick Peterson, CB (AP)

**All-Pro (Second Team)**

Karlos Dansby, LB (AP)

**All-NFL**

Patrick Peterson, CB (PFWA)

Justin Bethel, ST (PFWA)

**All-NFC**

Patrick Peterson, CB (PFWA)

Justin Bethel, ST (PFWA)

**All-Rookie**

Tyrann Mathieu, CB (PFWA)

Daryl Washington, LB (AP)

**Executive of the Year**

Steve Keim (*Pro Football Talk*)

**2014****All-Pro (Second Team)**

Calais Campbell, DE (AP)

**All-NFC**

Justin Bethel, ST (PFWA)

Calais Campbell, DE (PFWA)

**All-Rookie**

Deonne Bucannon, S (PFWA)

**Executive of the Year**

Steve Keim (*Sporting News, Pro Football Talk*)

**Coach of the Year**

Bruce Arians (AP, PFWA, *Sporting News*)

**2015****All-Pro (First Team)**

Tyrann Mathieu, S (AP)

Patrick Peterson, CB (AP)

**All-Pro (Second Team)**

Mike Iupati, G (AP)

Carson Palmer, QB (AP)

**All-NFL**

Justin Bethel, ST (PFWA)

Tyrann Mathieu, S (PFWA)

Patrick Peterson, CB (PFWA)

**All-NFC**

Justin Bethel, ST (PFWA)

Tyrann Mathieu, S (PFWA)

Patrick Peterson, CB (PFWA)

**Comeback Player of the Year**

Carson Palmer, QB (*Sporting News*)

**FedEx Air Player of the Year**

Carson Palmer, QB

**2016****All-Pro (First Team)**

David Johnson, Flex (AP)

**All-Pro (Second Team)**

Calais Campbell, DT (AP)

**All-NFL**

David Johnson, RB (PFWA)

**All-NFC**

David Johnson, RB (PFWA)

Patrick Peterson, CB (PFWA)

**2017****All-Pro (First Team)**

Chandler Jones, LB (AP)

Budda Baker, ST (AP)

**All-NFL**

Chandler Jones, OLB (PFWA)

Budda Baker, ST (PFWA)

**All-Rookie**

Budda Baker, ST (PFWA)

**All-Pro (Sporting News)**

Chandler Jones, LB

**2018****All-Rookie**

Zeke Turner, ST (PFWA)



## DRAFT HISTORY

### CARDINALS FIRST-ROUND DRAFT CHOICES

Year	Player (overall pick)	Position	School	Year	Player (overall pick)	Position	School
2019	Kylar Murray (1)	QB	Oklahoma	1977	Steve Pisarkiewicz (19)	QB	Missouri
2018	Josh Rosen (10)	QB	UCLA	1976	Mike Dawson (22)	DT	Arizona
2017	Haason Reddick (13)	LB	Temple	1975	Tim Gray (21)	CB	Texas A&M
2016	Robert Nkemdiche (29)	DT	Mississippi	1974	J.V. Cain (7)	TE	Colorado
2015	D.J. Humphries (24)	T	Florida	1973	Dave Butz (5)	DT	Purdue
2014	Deone Bucannon (27)	S	Washington State	1972	Bobby Moore (4)	WR	Oregon
2013	Jonathan Cooper (7)	G	North Carolina	1971	Norm Thompson (17)	DB	Utah
2012	Michael Floyd (13)	WR	Notre Dame	1970	Larry Stegert (8)	RB	Texas A&M
2011	Patrick Peterson (5)	CB	Louisiana State	1969	Roger Wehrli (19)	DB	Missouri
2010	Dan Williams (26)	DT	Tennessee	1968	MacArthur Lane (13)	RB	Utah State
2009	Beanie Wells (31)	RB	Ohio State	1967	Dave Williams (16)	WR	Washington
2008	Dominique Rodgers-Cromartie (16)	CB	Tennessee State	1966	Carl McAdams (8)	LB	Oklahoma
2007	Levi Brown (5)	T	Penn State	1965	Joe Namath (12)	QB	Alabama
2006	Matt Leinart (10)	QB	Southern California	1964	Ken Kortas (9)	T	Louisville
2005	Antrel Rolle (8)	CB	Miami (Fla.)	1963	Jerry Stovall (2)	HB	Louisiana State
2004	Larry Fitzgerald (3)	WR	Pittsburgh		Don Brumm (13)	E	Purdue
2003	Bryant Johnson (17)	WR	Penn State	1962	Fate Echlos (6)	T	Northwestern
	Calvin Pace (18)	DE	Wake Forest		Irv Goode (12)	C	Kentucky
2002	Wendell Bryant (12)	DT	Wisconsin	1961	Ken Rice (8)	T	Auburn
2001	Leonard Davis (2)	T	Texas	1960	George Izo (2)	QB	Notre Dame
2000	Thomas Jones (7)	RB	Virginia	1959	Billy Stacy (3)	B	Mississippi State
1999	David Boston (8)	WR	Ohio State	1958	King Hill (bonus choice)	QB	Rice
	L.J. Shelton (21)	T	Eastern Michigan		John David Crow (1)	B	Texas A&M
1998	Andre Wadsworth (3)	DE	Florida State	1957	Jerry Tubbs (9)	C	Oklahoma
1997	Tom Knight (9)	CB	Iowa	1956	Joe Childress (6)	B	Auburn
1996	Simeon Rice (3)	DE	Illinois	1955	Max Boydston (1)	E	Oklahoma
1995	Traded			1954	Lamar McHan (1)	QB	Arkansas
1994	Jamir Miller (10)	OLB	UCLA	1953	Johnny Olszewski	B	California
1993	Garrison Hearst (3)	RB	Georgia	1952	Ollie Matson (2)	B	San Francisco
	Ernest Dye (18)	T	South Carolina	1951	Jerry Groom (5)	C	Notre Dame
1992	Traded			1950	Choice to L.A. Rams		
1991	Eric Swann (6)	DL	None	1949	Bill Fischer	G	Notre Dame
1990	None			1948	Jim Spavital	B	Oklahoma State
1989	Eric Hill (10)	LB	Louisiana State	1947	DeWitt "Tex" Coulter (6)	T	Army
	Joe Wolf (17)	OL	Boston College	1946	Dub Jones (1)	B	Tulane
1988	Ken Harvey (12)	OLB	California	1945	Charley Trippi (1)	B	Georgia
1987	Kelly Stouffer (6)	QB	Colorado State	1944	Pat Harder (2)	B	Wisconsin
1986	Anthony Bell (5)	QB	Michigan State	1943	Glenn Dobbs (3)	B	Tulsa
1985	Freddie Joe Nunn (18)	LB	Mississippi	1942	Steve Lach (4)	G	Duke
1984	Clyde Duncan (17)	WR	Tennessee		Lloyd Cheatham (14)	B	Auburn
1983	Leonard Smith (17)	CB	McNeese State	1941	John Kimbrough (2)	B	Texas A&M
1982	Luis Sharpe (16)	T	UCLA	1940	George Cafego (1)	B	Tennessee
1981	E.J. Junior (5)	LB	Alabama	1939	Ki Aldrich (1)	C	Texas Christian
1980	Curtis Greer (6)	DE	Michigan	1938	Jack Robbins (5)	B	Arkansas
1979	Ottis Anderson (8)	RB	Miami (Fla.)		Milt Popovich (15)	B	Montana
1978	Steve Little (15)	P/K	Arkansas	1937	Ray "Buzz" Buivid (3)	B	Marquette
1978	Ken Greene (19)	DB	Washington State	1936	Jim Lawrence (5)	B	Texas Christian

### Round – Name, Position, School (Overall)

1. Kyler Murray, QB, Oklahoma (1)
- 2a. Byron Murphy, CB, Washington (33)
- 2b. Andy Isabella, WR, Massachusetts (62)
3. Zach Allen, DL, Boston College (65)
4. Hakeem Butler, WR, Iowa State (103)
5. Deionte Thompson, S, Alabama (139)
- 6a. KeeSean Johnson, WR, Fresno State (174)
- 6b. Lamont Gaillard, OL, Georgia (179)
- 7a. Josh Miles, OL, Morgan State (248)
- 7b. Michael Dogbe, DL, Temple (249)
- 7c. Caleb Wilson, TE, UCLA (254)

### 2018

1. Josh Rosen, QB, UCLA (10)
2. Christian Kirk, WR, Texas A&M (47)
3. Mason Cole, OL, Michigan (97)
4. Chase Edmunds, RB, Fordham (134)
6. Chris Campbell, CB, Penn State (182)
7. Korey Cunningham, OL, Cincinnati (254)

### 2017

1. Haason Reddick, LB, Temple (13)
2. Budda Baker, S, Washington (36)
3. Chad Williams, WR, Grambling St. (98)
4. Dorian Johnson, G, Pittsburgh (115)
- 5a. Will Holden, T, Vanderbilt (117)
- 5b. T.J. Logan, RB, North Carolina (179)
6. Rudy Ford, CB, Auburn (208)

### 2016

1. Robert Nkemdiche, DT, Mississippi (29)
3. Brandon Williams, CB, Texas A&M (92)

4. Evan Boehm, C, Missouri (128)
- 5a. Marqui Christian, S, Midwestern State (167)
- 5b. Cole Toner, G, Harvard (170)
6. Harlan Miller, CB, SE Louisiana (205)

### 2015

1. D.J. Humphries, T, Florida (24)
2. Markus Golden, OLB, Missouri (58)
3. David Johnson, RB, Northern Iowa (86)
4. Rodney Gunter, DE, Delaware State (116)
- 5a. Shaq Riddick, OLB, West Virginia (158)
- 5b. J.J. Nelson, WR, Alabama-Birmingham (159)
7. Gerald Christian, TE, Louisville (256)

### 2014

1. Deone Bucannon, S, Washington State (27)
2. Troy Niklas, TE, Notre Dame (52)
3. Kareem Martin, DE, North Carolina (84)
- 3b. John Brown, WR, Pittsburg State (91)
4. Logan Thomas, QB, Virginia Tech (120)
5. Ed Stinson, DE, Alabama (160)
6. Walt Powell, WR, Murray State (196)

### 2013

1. Jonathan Cooper, G, North Carolina (7)
2. Kevin Minter, LB, Louisiana State (45)
3. Tyrann Mathieu, S, Louisiana State (69)
- 4a. Alex Okafor, LB, Texas (103)
- 4b. Earl Watford, G, James Madison (116)
5. Stefan Taylor, RB, Stanford (140)
- 6a. Ryan Swope, WR, Texas A&M (174)
- 6b. Andre Ellington, RB, Clemson (187)
7. D.C. Jefferson, TE, Rutgers (219)

### 2012

1. Michael Floyd, WR, Notre Dame (13)
3. Jamell Fleming, CB, Oklahoma (80)
4. Bobby Massie, T, Mississippi (112)
5. Senio Kelemete, G, Washington (151)
- 6a. Justin Bethel, S, Presbyterian (177)
- 6b. Ryan Lindley, QB, San Diego State (185)
7. Nate Potter, T, Boise State (221)

### 2011

1. Patrick Peterson, CB, Louisiana State (5)
2. Ryan Williams, RB, Virginia Tech (38)
3. Rob Housler, TE, Florida Atlantic (69)
4. Sam Acho, LB, Texas (103)
5. Anthony Sherman, FB, UConn (136)
- 6a. Quan Sturdivant, LB, North Carolina (171)
- 6b. David Carter, DE, UCLA (184)
7. DeMarco Sampson, WR, San Diego State (249)

### 2010

1. Dan Williams, DT, Tennessee (26)
2. Daryl Washington, LB, Texas Christian (47)
3. Andre Roberts, WR, The Citadel (88)
4. O'Brien Schofield, OLB, Wisconsin (130)
5. John Skelton, QB, Fordham (155)
6. Jorrick Calvin, CB, Troy (201)
7. Jim Dray, TE, Stanford (233)

### 2009

1. Beanie Wells, RB, Ohio State (31)
2. Cody Brown, OLB, UConn (63)
3. Rashad Johnson, S, Alabama (95)
4. Greg Toler, CB, Saint Paul's College (131)





5. Herman Johnson, G, Louisiana State (167)
6. Will Davis, OLB, Illinois (204)
- 7a. LaRod Stephens-Howling, RB, Pittsburgh (240)
- 7b. Trevor Canfield, G, Cincinnati (254)

## 2008

1. Dominique Rodgers-Cromartie, CB, Tennessee State (16)
2. Calais Campbell, DE, Miami (Fla.) (50)
3. Early Doucet, WR, Louisiana State (81)
4. Kenny Iwebema, DE, Iowa (116)
5. Tim Hightower, RB, Richmond (149)
6. Chris Harrington, LB, Texas A&M (185)
7. Brandon Keith, T, Northern Iowa (225)

## 2007

1. Levi Brown, T, Penn State (5)
2. Alan Branch, DT, Michigan (33)
3. Buster Davis, LB, Florida State (69)
5. Steve Breaston, WR, Michigan (142)
7. Ben Patrick, TE, Delaware (215)

## 2006

1. Matt Leinart, QB, Southern California (10)
2. Deuce Lutui, G, Southern California (41)
3. Leonard Pope, TE, Georgia (72)
4. Gabe Watson, DT, Michigan (107)
5. Brandon Johnson, OLB, Louisville (142)
6. Jonathan Lewis, DT, Virginia Tech (177)
7. Todd Watkins, WR, Brigham Young (218)

## 2005

1. Antrel Rolle, CB, Miami (Fla.) (8)
2. J.J. Arrington, RB, California (44)
- 3a. Eric Green, CB, Virginia Tech (75)
- 3b. Darryl Blackstock, LB, Virginia (95)
4. Elton Brown, G, Virginia (111)
5. Lance Mitchell, LB, Oklahoma (168)
7. LeRon McCoy, WR, Indiana (Pa.) (226)

## 2004

1. Larry Fitzgerald, WR, Pittsburgh (3)
2. Karlos Dansby, LB, Auburn (33)
3. Darnell Dockett, DT, Florida State (64)
4. Alex Stepanovich, C, Ohio State (100)
5. Antonio Smith, DE, Oklahoma State (135)
6. Nick Leckey, G, Kansas State (167)
7. John Navarre, QB, Michigan (202)

## 2003

- 1a. Bryant Johnson, WR, Penn State (17)
- 1b. Calvin Pace, DE, Wake Forest (18)
2. Anquan Boldin, WR, Florida State (54)
3. Gerald Hayes, LB, Pittsburgh (70)
5. Kenny King, DE, Alabama (141)
6. Reggie Wells, T, Clarion (177)
- 6b. Tony Gilbert, LB, Georgia (210)
7. Traded to Detroit for WR Larry Foster

## 2002

1. Wendell Bryant, DT, Wisconsin (12)
2. Levar Fisher, LB, North Carolina State (49)
3. Josh McCown, QB, Sam Houston State (81)
- 3a. Dennis Johnson, DE, Kentucky (98)
4. Nate Dwyer, DT, Kansas (113)
5. Jason McAddley, WR, Alabama (149)
6. Josh Scobey, RB, Kansas State (185)
7. Mike Banks, TE, Iowa State (223)

## 2001

1. Leonard Davis, T, Texas (2)
2. Kyle Vanden Bosch, DE, Nebraska (34)
- 2b. Michael Stone, CB, Memphis (54)
3. Adrian Wilson, S, North Carolina State (64)
- 4a. Bill Gramatica, K, South Florida (98)
- 4b. Marcus Bell, DT, Memphis (123)
5. Mario Fatafeh, DT, Kansas State (133)
6. Bobby Newcombe, WR, Nebraska (166)
- 7a. Renaldo Hill, CB, Michigan State (202)
- 7b. Tevita Ofahengaue, TE, Brigham Young (246)

## 2000

1. Thomas Jones, RB, Virginia (7)
2. Ray Thompson, OLB, Tennessee (41)
3. Darwin Walker, DT, Tennessee (71)
4. David Barrett, CB, Arkansas (102)

- 5a. Mao Tosi, DL, Idaho (136)
- 5b. Jay Tant, TE, Northwestern (164)
6. Jabari Issa, DL, Washington (176)
7. Sekou Sanyika, OLB, California (215)

## 1999

1. David Boston, WR, Ohio State (8)
- 1b. L.J. Shelton, T, Eastern Michigan (21)
2. Johnny Rutledge, LB, Florida (51)
3. Thomas Burke, DE, Wisconsin (83)
4. Joel Makovicka, FB, Nebraska (116)
- 5a. Paris Johnson, S, Miami (Ohio) (155)
- 5b. Yusuf Scott, G, Arizona (168)
6. Coby Rhinehart, CB, S. Methodist (190)
- 6b. Melvin Bradley, LB, Arkansas (202)
- 6c. Dennis McKinley, FB, Mississippi St. (206)
7. Chris Greisen, QB, N.W. Missouri St. (239)

## 1998

1. Andre Wadsworth, DE, Florida State (3)
2. Corey Chavous, DB, Vanderbilt (33)
3. Anthony Clement, T, S.W. Louisiana (36)
4. Michael Pittman, RB, Fresno State (95)
5. Terry Hardy, TE, Southern Mississippi (125)
6. Zack Walz, LB, Dartmouth (158)
7. Phil Savoy, WR, Colorado (193)
- 7b. Jomo Cousins, DE, Florida A&M (209)
- 7c. Pat Tillman, LB/DB, Arizona State (226)
- 7d. Ron Jones, FB, Missouri (233)

## 1997

1. Tom Knight, CB, Iowa (9)
2. Jake Plummer, QB, Arizona State (42)
3. Ty Howard, CB, Ohio State (84)
4. Chris Dishman, OL, Nebraska (106)
5. Chad Carpenter, WR, Washington State (139)
- 6a. Rod Brown, FB, North Carolina State (175)
- 6b. Tony McCombs, LB, Eastern Kentucky (188)
7. Mark Smith, DE, Auburn (212)

## 1996

1. Simeon Rice, DE, Illinois (3)
2. Leeland McElroy, RB, Texas A&M (32)
3. Johnny McWilliams, TE, Southern California (64)
4. Aaron Graham, C, Nebraska (112)
- 5a. James Dexter, T, South Carolina (137)
- 5b. Harry Stamps, T, Oklahoma (161)
- 5c. Dell McGee, CB, Auburn (162)
6. Mike Foley, DT, New Hampshire (169)
7. Jarius Hayes, TE, North Alabama (212)

## 1995

1. Traded to Jets for Rob Moore, WR
2. Frank Sanders, WR, Auburn (47)
3. Stoney Case, QB, New Mexico (80)
4. Traded to Jets for Mike Moore, WR
- 5a. Cedric Davis, CB, Tennessee State (150)
- 5b. Lance Scott, C, Utah (165)
- 5c. Tito Paul, DB, Ohio State (167)
6. Anthony Bridges, CB, North Texas State (205)
- 7a. Billy Williams, WR, Tennessee (212)
- 7b. Wesley Leasy, LB, Mississippi State (224)
- 7c. Chad Eaton, DT, Washington State (241)

## 1994

1. Jamir Miller, OLB, UCLA (10)
2. Chuck Levy, RB, Arizona (38)
- 3a. Rich Braham, G, West Virginia (76)
- 3b. Eric England, DE, Texas A&M (89)
4. Perry Carter, CB, Southern Mississippi (107)
- 4b. John Reece, CB, Nebraska (113)
- 4c. Terry Irving, OLB, McNeese State (115)
5. Anthony Redmon, G, Auburn (139)
6. Terry Samuels, TE, Kentucky (172)
7. Frank Harvey, FB, Georgia (204)

## 1993

- 1a. Garrison Hearst, RB, Georgia (3)
- 1b. Ernest Dye, T, South Carolina (18)
2. Ben Coleman, T, Wake Forest (32)
3. Ronald Moore, RB, Pittsburg State (Kan.) (87)
6. Brett Wallerstedt, LB, Arizona State (143)
7. Will White, S, Florida (172)
- 8a. Chadrick Brown, DE, Mississippi (199)
- 8b. Stevie Anderson, WR, Grambling State (215)

## 1992

1. Traded to Miami Dolphins Sept. 3, 1991 for Randal Hill, WR.
2. Tony Sacca, QB, Penn State (46)
3. Ed Cunningham, C, Washington (61)
- 4a. Jeff Christy, OL, Pittsburgh (91)
- 4b. Michael Bankston, NG, Sam Houston St. (100)
5. Traded to New Orleans Saints with G Derek Kennard for Robert Massey, CB.
6. Brian Brauningner, T, Oklahoma (146)
7. Derek Ware, TE, Central State (Okla.) (175)
8. Eric Blount, WR, North Carolina (202)
- 9a. David Henson, NG, Arkansas Central (229)
- 9b. Tyrone Williams, WR, Western Ontario (239)
10. Reggie Yarborough, FB, Calif. St.-Fullerton (259)
11. Rob Baxley, T, Iowa (286)
12. Lance Wilson, NG, Texas (313)

## 1991

1. Eric Swann, DL, None (6)
2. Mike Jones, DT, North Carolina State (32)
3. Aeneas Williams, CB, Southern (59)
4. Dexter Davis, CB, Clemson (86)
5. Vance Hammond, DT, Clemson (117)
6. Ed Vega, T, Memphis State (144)
7. Ivory Lee Brown, RB, Arkansas-Pine Bluff (171)
- 8a. Greg Amsler, RB, Tennessee (198)
- 8b. Jerry Evans, T, Toledo (204)
- 8c. Scott Evans, DE, Oklahoma (209)
9. None
10. Herbie Anderson, CB, Texas A&I (255)
11. Nathan LaDuke, S, Arizona State (282)
12. Jeff Bridewell, QB, California-Davis (309)

## 1990

1. None. (Exercised in July, 1989 supplemental draft for Timm Rosenbach, QB)
2. Anthony Thompson, RB, Indiana (31)
3. Ricky Proehl, WR, Wake Forest (58)
4. Travis Davis, DL, Michigan State (85)
5. Larry Centers, RB, Stephen F. Austin (115)
6. Tyrone Shavers, WR, Lamar (142)
7. Johnny Johnson, RB, San Jose State (169)
8. Mickey Washington, CB, Texas A&M (199)
9. David Bavaro, LB, Syracuse (225)
10. David Elle, TE, South Dakota (252)
11. Dempsey Norman, WR, St. Francis (IL) (282)
- 12a. Donnie Riley, RB, Central Michigan (308)
- 12b. Ken Michel, LB, Oklahoma (330)

## 1989

- 1a. Eric Hill, LB, Louisiana State (10)
- 1b. Joe Wolf, OL, Boston College (17)
2. Walter Reeves, TE, Auburn (40)
3. Mike Zandofsky, OL, Washington (67)
4. Jim Wahler, DL, UCLA (94)
- 5a. Richard Tardits, DB, Georgia (123)
- 5b. David Edeen, DE, Wyoming (128)
6. Jay Taylor, CB, San Jose State (150)
7. Rickey Royal, CB, Sam Houston State (177)
8. John Burch, RB, Tennessee-Martin (207)
9. Kendall Trainor, K, Arkansas (234)
10. Chris Becker, P, Texas Christian (261)
11. Jeff Hunter, DE, Albany State (Ga.) (291)
12. Todd Nelson, OL, Wisconsin (318)

## 1988

1. Ken Harvey, OLB, California (12)
2. Tony Jeffery, RB, Texas Christian (38)
3. Tom Tupa, QB/P, Ohio State (68)
4. Michael Brim, CB, Virginia Union (95)
- 5a. Chris Gaines, ILB, Vanderbilt (120)
- 5b. Tony Jordan, RB, Kansas State (132)
6. Jon Phillips, G, Oklahoma (148)
7. Ernie Jones, WR, Indiana (179)
8. Tim Moore, OLB, Michigan State (206)
9. Scott Dill, G, Memphis State (233)
10. Andy Schillinger, WR, Miami (Ohio) (260)
11. Keith McCoy, DB, Fresno State (291)
12. Chris Carrier, S, Louisiana State (318)

## 1987

1. Kelly Stoffer, QB, Colorado State (6)
2. Tim McDonald, DB, Southern California (34)



- 3a. Robert Awalt, TE, San Diego State (62)
- 3b. Colin Scotts, DE, Hawaii (70)
4. Rod Saddler, DT, Texas A&M (90)
- 5a. George Swann, RB, Miami (Ohio) (118)
- 5b. John Bruno, P, Penn State (126)
- 5c. Ilija Jarostchuk, LB, New Hampshire (127)
6. Mark Garalczyk, DT, Western Michigan (146)
- 7a. Tim Peoples, DB, Washington (174)
- 7b. William Harris, TE, Bishop (Texas) (195)
8. Steve Alvord, DT, Washington (201)
9. Wayne Davis, LB, Alabama (229)
10. Charles Wright, DB, Tulsa (257)
11. Todd Peat, G, Northern Illinois (285)

## 1986

1. Anthony Bell, LB, Michigan State (5)
2. John Lee, K, UCLA (32)
3. Gene Chilton, C, Texas (59)
4. Carl Carter, CB, Texas Tech (89)
5. Jeff Tupper, DE, Oklahoma (116)
7. Eric Swanson, WR, Tennessee (170)
8. Ray Brown, OL, Arkansas State (201)
9. Kent Kafentzis, S, Hawaii (227)
- 10a. Vai Sihakema, FB, Brigham Young (254)
- 10b. Wes Smith, WR, East Texas State (255)
11. Wayne Dillard, LB, Alcorn State (281)
12. Kent Austin, QB, Mississippi (312)

## 1985

1. Freddie Joe Nunn, LB, Mississippi (18)
2. Scott Bergold, T, Wisconsin (51)
3. Lance Smith, G, Louisiana State (72)
4. Ron Wolfley, RB, West Virginia (104)
- 5a. K.D. Dunn, TE, Clemson (116)
- 5b. Louis Wong, T, Brigham Young (131)
6. Jay Novacek, WR, Wyoming (158)
8. Rob Monaco, T, Vanderbilt (212)
9. Scott Williams, TE, Georgia (244)
10. Dennis Williams, RB, Furman (271)
11. Ricky Anderson, K, Vanderbilt (298)
12. Lonnie Young, DB, Michigan State (325)

## 1984

1. Clyde Duncan, WR, Tennessee (17)
2. Doug Dawson, G, Texas (45)
3. Rick McIvor, QB, Texas (80)
4. Martin Bayless, S, Bowling Green (101)
- 5a. Jeff Leiding, LB, Texas (129)
- 5b. John Goode, TE, Youngstown State (136)
6. Rod Clark, LB, Southwest Texas State (157)
7. Quentin Walker, RB, Virginia (185)
- 8a. Falaniko Noga, LB, Hawaii (201)
- 8b. Bob Paulling, K, Clemson (213)
9. John Walker, RB, Texas (241)
10. Mark Smythe, DT, Indiana (269)
11. Kyle Mackey, QB, East Texas State (296)
12. Paul Parker G, Oklahoma (325)

## 1983

1. Leonard Smith, CB, McNeese State (17)
2. Cedric Mack, CB, Baylor (44)
3. Ramsey Dardar, DT, Louisiana State (71)
- 4a. Mark Duda, DT, Maryland (96)
- 4b. Lionel Washington, DB, Tulane (103)
5. Steve Bird, WR, Eastern Kentucky (130)
6. George Schmitt, CB, Delaware (157)
7. Carlos Scott, C, Texas (184)
8. Bob Harris, S, Auburn (211)
9. Otis Brown, RB, Jackson State (242)
10. Tim Lucas, LB, California (269)
11. Aaron Williams, RB, Washington (296)
12. James Lane, LB, Alabama State (323)

## 1982

1. Luis Sharpe, T, UCLA (16)
2. David Galloway, DE, Florida (38)
- 3a. Benny Perrin, DB, Alabama (65)
- 3b. Rusty Guilbeau, DE, McNeese State (73)
4. Tootie Robbins, T, East Carolina (90)
- 5a. Vance Bedford, DB, Texas (119)
- 5b. Earl Ferrell, RB, E. Tennessee State (125)
6. Craig Shaffer, LB, Indiana State (150)

7. Bob Sebro, T, Colorado (178)
8. Chris Lindstrom, DT, Boston University (205)
9. Darnell Dailey, LB, Maryland (232)
10. Eddie McGill, TE, Western Carolina (259)
11. James Williams, DE, North Carolina A&T (290)
12. Bob Atha, K, Ohio State (317)

## 1981

1. E.J. Junior, LB, Alabama (5)
2. Neil Lomax, QB, Portland State (33)
3. Jeff Griffin, DB, Utah (61)
4. Steve Rhodes, WR, Oklahoma (88)
5. John Gillen, LB, Illinois (116)
6. Dave Ahrens, LB, Wisconsin (143)
7. Kevin Donnalley, DB, North Dakota State (171)
8. Mike Fisher, WR, Baylor (198)
9. Stump Mitchell, RB, Citadel (226)
- 10a. James Mallard, WR, Alabama (253)
- 10b. Jim Joiner, WR, Miami (263)
11. Mike Sherrod, TE, Illinois (281)
12. Joe Adams, G, Nebraska (309)

## 1980

1. Curtis Greer, DE, Michigan (6)
2. Doug Marsh, TE, Michigan (33)
- 3a. John Sinnott, RT, Brown (60)
- 3b. Charles Baker, LB, New Mexico (81)
4. Rusty Lisch, QB, Notre Dame (89)
5. (Traded to Kansas City)
6. Bill Acker, DT, Texas (142)
7. Ben Apuna, LB, Arizona State (171)
- 8a. Dupree Branch, DB, Colorado State (198)
- 8b. Grant Hudson, DT, Virginia (211)
9. Stafford Mays, DE, Washington (225)
10. Rush Brown, DT, Ball State (255)
11. Delrick Brown, DB, Houston (282)
12. Tyrone Gray, WR, Washington State (309)

## 1979

1. Ottis Anderson, RB, Miami (8)
- 2a. Theotis Brown, RB, UCLA (35)
- 2b. Calvin Favron, LB, Southeast Louisiana (46)
3. Joe Bostic, T, Clemson (64)
4. Roy Green, WR, Henderson State (89)
- 5a. Steve Henry, DB, Emporia State (118)
- 5b. Mark Bell, WR, Colorado State (130)
6. Thomas Lott, RB, Oklahoma (144)
7. Kirk Gibson, WR, Michigan State (173)
8. Larry Miller, LB, Brigham Young (199)
9. Bob Rozier, DE, California (218)
10. Jerry Holloway, TE, Western Illinois (255)
11. Nate Henderson, T, Florida State (283)
12. Rick McBride, LB, Georgia (309)

## 1978

- 1a. Steve Little, P/K, Arkansas (15)
- 1b. Ken Greene, DB, Washington State (19)
2. John Barefield, LB, Texas A&I (42)
3. Doug Greene, DB, Texas A&I (69)
- 4a. George Collins, G, Georgia (96)
- 4b. Jim Childs, WR, Calif. Poly-San Luis Obispo (97)
5. Earl Carr, RB, Florida (124)
6. Jack Williams, DE, Bowling Green (151)
7. Dave Stief, WR, Portland State (181)
9. Joe Mosley, TE, Central State (Ohio) (235)
10. Randy Gill, LB, San Jose State (265)
12. Anthony Clay, LB, South Carolina State (319)

## 1977

- 1a. Traded to Atlanta
- 1b. Steve Pisarkiewicz, QB, Missouri (19)
2. George Franklin, RB, Texas A&I (47)
3. Kurt Allerman, LB, Penn State (78)
- 3b. Terdell Middleton, RB, Memphis State (80)
4. Traded to Cincinnati
- 5a. Ernest Lee, DT, Texas (131)
- 5b. Andy Spiva, LB, Tennessee (135)
6. Traded to Philadelphia
7. Traded to Cleveland
8. Eric Williams, LB, Southern California (216)
9. Johnny Jackson, DT, Southern (243)
10. Jim LeJay, WR, San Jose State (270)

11. Greg Lee, DB, Western Illinois (301)
12. Rick Fenlaw, LB, Texas (328)

## 1976

1. Mike Dawson, DT, Arizona (22)
2. Traded To Buffalo
3. Brad Oates, T, Brigham Young (83)
4. Pat Tilley, WR, Louisiana Tech (114)
5. Wayne Morris, RB, Southern Methodist (141)
6. Traded to San Francisco
7. Phil Rogers, RB, Virginia Tech (203)
8. Randall Burks, WR, S.E. Oklahoma State (233)
9. Traded to Denver
10. Randy Walker, RB, Bethune-Cookman (285)
11. Marty Atkins, S, Texas (315)
12. Traded to Miami
13. Greg Brewton, T, Michigan State (369)
14. Raymond Crosier, DE, Abilene Christian (399)
15. Lee Nelson, S, Florida State (420)
16. Cecil Beaird, WR, Fisk (453)
17. Dan Myers, S, Georgia Tech (483)

## 1975

1. Tim Gray, CB, Texas A&M (21)
2. Jim Germany, RB, New Mexico State (46)
3. Traded to San Francisco
4. Traded to New Orleans
5. Harvey Goodman, T, Colorado (124)
6. Larry Jameson, DT, Indiana (152)
7. Steve Beaird, RB, Baylor (177)
- 8a. John Adams, DT, West Virginia (188)
- 8b. Louis Lauriano, CB, Long Beach State (202)
9. Traded to San Francisco
10. Mike McGraw, LB, Wyoming (255)
11. Jerry Latin, RB, Northern Illinois (280)
12. Ben Jones, WR, Louisiana State (308)
13. Steve Lindgren, DT, Hamline (Minn) (333)
14. Ritch Bahe, WR, Nebraska (358)
15. Ron Franklin, DT, Boise State (386)
16. Mark Miller, WR, Missouri (411)
17. Ken Monroe, RB, Indiana State (436)

## 1974

1. J.V. Cain, TE, Colorado (7)
2. Greg Kindie, T, Tennessee State (33)
3. Steve George, T, Houston (60)
- 4a. Durwood Keeton, DB, Oklahoma (85)
- 4b. Ike Harris, WR, Iowa State (91)
5. Steve Neils, LB, Minnesota (111)
6. Traded to N.Y. Jets
7. Traded to Cleveland
8. Sergio Albert, K, U.S. International (189)
9. Reggie Harrison, RB, Cincinnati (215)
10. Greg Hartle, LB, Newberry (S.C.) (251)
11. Traded to N.Y. Jets
12. Roger Wallace, WR, Bowling Green (293)
13. Jimmy Poulis, RB, Georgia (319)
14. Charles Smith, RB, Yankton (SD) (345)
15. Vincent Ancell, DB, Arkansas State (371)
16. Alonzo Emery, RB, Arizona State (397)
17. John Moseley, DB, Missouri (423)

## 1973

1. Dave Butz, DT, Purdue (5)
2. Gary Keithley, DB, Texas-El Paso (45)
- 3a. Fred Sturt, G, Bowling Green (59)
- 3b. Terry Metcalf, RB, Long Beach State (63)
4. Traded to San Diego
5. Tom Branahan, C, Oklahoma (109)
- 6a. Dwayne Crump, DB, Fresno State (137)
- 6b. Phil Andre, DB, Washington (148)
7. Ken Jones, T, Oklahoma (164)
8. Ken Garrett, RB, Wake Forest (188)
9. Ken King, LB, Kentucky (213)
10. Bonnie Sloan, DT, Austin-Peay (242)
11. Dan Sanspree, DE, Auburn (267)
12. Dean Unruh, T, Oklahoma (292)
13. Ed Robinson, DB, Lamar (317)
14. Dan Peiffer, G, Southeast Missouri State (346)
15. Mel Parker, LB, Duke (371)
16. Jim Hann, LB, Montana (396)
17. Eric Crone, QB, Harvard (421)



## 1972

1. Bobby Moore, WR, Oregon (4)
2. Mark Arneson, LB, Arizona (32)
3. Tom Beckman, DE, Michigan (57)
- 4a. Jeff Lynam, LB, Brigham Young (82)
- 4b. Martin Imhof, DT, San Diego State (84)
5. Conrad Dobler, G, Wyoming (110)
6. Don Heater, RB, Montana Tech (135)
7. Council Rudolph, DE, Kentucky State (160)
8. Bob Wicks, WR, Utah State (188)
9. Gene Macken, C, South Dakota (213)
- 10a. Eric Washington, DE, Texas-El Paso (238)
- 10b. Mike Franks, QB, E. New Mexico (250)
11. Ron Jones, LB, Arkansas (265)
12. Tommy Gay, DT, Arkansas AM&N (291)
13. Tom Campana, DB, Ohio State (316)
14. Pat McTeer, K, New Mexico State (344)
15. Mark Herman, TE, Yankton (S.D.) (369)
16. Henry Alford, DE, Pittsburgh (394)
17. Kent Carter, LB, Southern California (422)

## 1971

1. Norm Thompson, DB, Utah (17)
2. Dan Dierdorf, T, Michigan (43)
3. Jim Livesay, WR, Richmond (61)
4. Larry Willingham, DB, Auburn (95)
5. Rocky Wallace, LB, Missouri (121)
6. Mel Gray, WR, Missouri (147)
7. Jim Cooch, DB, Colorado (173)
8. Ron Yankowski, DE, Kansas State (199)
9. Mike Savoy, WR, Black Hills (S.D.) (225)
10. Ron Miller, T, McNeese State (251)
11. Rick Ogle, LB, Colorado (277)
12. Tim Von Dalm, QB, Portland State (303)
13. Jeff Allen, DB, Iowa State (329)
14. Doug Klausen, T, Arizona (355)
15. Ted Heiskell, RB, Houston (381)
16. Lawrence Brame, LB, Western Kentucky (407)
17. Preston Watkins, WR, Bluefield State (W.V.) (433)

## 1970

1. Larry Stegent, RB, Texas A&M (8)
- 2a. Jim Corrigan, LB, Kent State (33)
- 2b. Chuck Hutchison, G, Ohio State (38)
- 3a. Charlie Pittman, RB, Penn State (58)
- 3b. Eric Harris, DB, Colorado (69)
- 4a. Greg Lens, DT, Trinity (Texas) (86)
- 4b. Don Parish, LB, Stanford (91)
- 5a. Tom Lloyd, T, Bowling Green (111)
- 5b. Barry Pierson, DB, Michigan (127)
6. James Manuel, T, Toledo (136)
7. Jim McFarland, TE, Nebraska (164)
- 8a. Tom Banks, C, Auburn (189)
- 8b. Mike Holmgren, QB, Southern California (201)
9. Paul White, RB, Texas-El Paso (214)
10. Tony Plummer, DB, Pacific (242)
11. Mike Siwek, DT, Western Michigan (267)
12. Charles Collins, WR, Kansas State (292)
13. Jack Thomas, G, Mississippi State (320)
14. Ray Groth, WR, Utah (345)
15. Ron Wilson, WR, Illinois (370)
16. Gary Fowler, RB, California (398)
17. Cliff Powell, LB, Arkansas (423)

## 1969

1. Roger Wehrli, DB, Missouri (19)
2. Rolf Kruger, DT, Texas A&M (35)
- 3a. Chip Healy, LB, Vanderbilt (71)
- 3b. Terry Brown, DB, Oklahoma State (73)
4. Bill Rhodes, G, Florida State (97)
- 5a. Walter Shockley, RB, San Jose State (108)
- 5b. Gene Huey, FL, Wyoming (123)
6. Amos Van Pelt, RB, Ball State (149)
7. Traded to Pittsburgh
8. Wayne Mulligan, C, Clemson (201)
9. Cal Snowden, DE, Indiana (227)
10. Gerald Warren, K, North Carolina State (252)
11. Gary Kerl, LB, Utah (279)
12. Howard Taylor, RB, New Mexico State (305)
13. Richard Heinz, DT, Santa Barbara (331)
14. Ed Roseborough, QB, Arizona State (357)
15. Fritz Latham, T, Tuskegee (Ala.) (383)

16. Junior Riggins, RB, Kansas (409)
17. George Hummer, C, Arizona State (435)

## 1968

1. MacArthur Lane, RB, Utah State (13)
- 2a. Fred Hyatt, FL, Auburn (40)
- 2b. Robert Atkins, DB, Grambling (42)
3. Traded to Green Bay
- 4a. Don Fitzgerald, RB, Kent State (87)
- 4b. Joe Schmiesing, LB, New Mexico State (96)
5. Rocky Rosema, LB, Michigan (123)
6. Frank Lane, LB, Stephen F. Austin (151)
7. Frank Henry, FL, Wake Forest (177)
8. Jerry Daanen, FL, Miami (Fla.) (205)
9. Billy Sinkule, DE, Central Michigan (231)
10. Tom Busch, FL/K, Iowa State (259)
11. Larry Slagle, G, UCLA (285)
12. Vern Emerson, T, Minnesota-Duluth (313)
13. Mack Sauls, DB, Southwest Texas (339)
14. Vic Bender, C, N.W. Louisiana State (367)
15. Dave Lovich, DE, Northwest Louisiana (393)
16. Dan Lankas, LB, Kansas State (421)
17. Robert Lee, FL, Minnesota (447)

## 1967

1. Dave Williams, E, Washington (16)
2. Bob Rowe, DE, Western Michigan (43)
3. Vidal Carlin, QB, North Texas State (69)
4. Mike Barnes, DB, Arlington State (97)
4. Andy Bowling, LB, Virginia Tech (105)
5. Jamie Rivers, TE, Bowling Green (123)
6. Mike Campbell, HB, Lenoir-Rhyne (150)
7. Joe Randall, K, Brown (175)
8. Mike Gold, T, Utah State (193)
9. Ted Wheeler, TE, West Texas State (227)
10. Lavern Barrs, DB, Furman (254)
11. Ed Marcontell, G, Lamar Tech (279)
12. Steve Dundas, FL, Pomona (305)
13. Bob Duncum, T, West Texas State (331)
14. Bo Hickey, FB, Maryland (357)
15. Phil Wosilius, LB, Syracuse (383)
16. Phil Spiller, DB, Los Angeles State (410)
17. Terry Bagicalupo, DE, Oklahoma State (435)

## 1966

1. Carl McAdams, LB, Oklahoma (8)
2. Harold Lucas, T, Michigan State (23)
3. Dave Long, DE, Iowa (43)
4. Gary Snook, QB, Iowa (58)
- \*5. Jack Clancy, FL, Michigan (73)
- \*6. Tim Van Galder, QB, Iowa State (88)
- \*7. Charles Artwright, T, Georgia (102)
- \*8. Dan Goich, E, California (121)
9. Charles Bryant, FL, Allen (S.C.) (135)
10. Mike Ringer, HB, Oklahoma (149)
11. Bobby Williams, HB, Central State (Okla.) (163)
12. Ricky Johnson, T, Clemson (177)
13. James Brown, G, Nebraska (196)
- \*14. LaVerle Pratt, LB, Idaho (210)
15. Darryl Alleman, E, Wyoming (224)
16. Dick Kasperik, C, Iowa State (238)
- \*17. Benny Russell, QB, Louisville (252)
18. Willie Jones, DE, Kansas State (271)
19. Tony Golmont, HB, North Carolina State (285)
20. Tom Gallagher, DE, Indiana (299)

## 1965

1. Joe Namath, QB, Alabama (12)
2. Dave Simmons, LB, Georgia Tech (26)
- \*3. Ray Ogden, E, Alabama (40)
4. Johnny Roland, RB, Missouri (54)
5. Bob Bonds, HB, San Jose State (68)
- \*6. Glenn Hines, T, Arkansas (82)
7. Frank Roy, E, Utah (96)
8. John Meyer, LB, Notre Dame (110)
- \*9. Jimmy Heidel, LB, Mississippi (124)
- \*10. Chuck Drulis, Jr., E, Duke (132)
11. Bud French, HB, Alabama (158)
12. Glen Sasser, E, North Carolina State (166)
13. Steve Murphy, HB, Northwestern (180)
14. Mike Alford, C, Auburn (194)
15. Harlan Lane, HB, Baylor (208)
16. Carl Silvestri, RB, Wisconsin (222)

17. Mike Melinkovich, T, Grays Harbor J.C. (Wash.) (236)
18. Ed McQuarters, G, Oklahoma (250)
- \*19. Roy Shivers, HB, Utah State (264)
20. Anthony Giacobazzi, E, Iowa (278)

## 1964

1. Ken Kortas, T, Louisville (9)
2. Herschel Turner, G, Kentucky (24)
- \*3. Remi Prudhomme, T, Louisiana State (37)
4. Traded to N.Y. Giants
- \*5. Charles Brooks, E, Michigan State (65)
6. Richard Bowman, E, Syracuse (80)
- \*7. Jerry Lamb, E, Arkansas (93)
- 8a. Robert Johnson, E, Wisconsin (104)
- 8b. George Bednar, G, Notre Dame (108)
9. Willie Ross, HB, Nebraska (121)
- \*10. Anthony Lawrence, T, Bowling Green (136)
11. Richard Hard, T, Wenatchee Valley J.C. (Wash.) (149)
12. Rick Sortun, G, Washington (164)
13. Jake Adams, E, Virginia Tech (177)
14. Leonard Slaby, C, Syracuse (192)
15. Clifford Stallings, HB, New Mexico (205)
16. Jack Anderson, RB, Ripon (Wisc.) (220)
- \*17. John Evans, T, Memphis (233)
18. Dave Hoover, HB, Iowa State (248)
- \*19. Bob Young, T, Howard Payne (261)
20. Ralph Kubinski, G, Missouri (276)

## 1963

- 1a. Jerry Stovall, HB, Louisiana State (2)
- 1b. Don Brumm, E, Purdue (13)
2. Bob Reynolds, T, Bowling Green (17)
3. Dan Brabham, DE, Arkansas (30)
- \*3b. Mike Fracchia, HB, Alabama (33)
4. Don Estes, T, Louisiana State (45)
5. Bill Thornton, HB, Nebraska (58)
6. Bob Parnore, HB, Florida A&M (73)
7. Jim Moss, T, South Carolina (86)
8. Jim Cook, G, Oklahoma (101)
- \*9. Willis Crenshaw, HB, Kansas State (114)
10. Jackie Smith, E, Northwest Louisiana (129)
11. Jim Burson, HB, Auburn (142)
- \*12. Chuck Walker, G, Duke (157)
13. Alex Zyskowski, HB, Wichita State (170)
14. Paul Lea, HB, Oklahoma (185)
15. Ed Scrutins, E, Toledo (198)
16. John Slafkosky, T, Notre Dame (213)
17. Dave Meggys, LB, Syracuse (226)
18. Larry Stallings, LB, Georgia Tech (241)
19. Darnell Haney, T, Utah State (254)
- \*20. Bill Clay, E, Arkansas (269)

## 1962

- 1a. Fate Echols, T, Northwestern (6)
- 1b. Irv Goode, C, Kentucky (12)
2. Robert Jackson, FB, New Mexico State (19)
3. Charley Bryant, E, Ohio State (34)
- \*4. Roger Kochman, HB, Penn State (47)
5. Bill Rice, E, Alabama (69)
6. John Ellwell, E, Purdue (75)
7. Bill Kirchiro, G, Maryland (90)
- \*8. George Cross, T, Auburn (103)
9. Witburn Hollis, QB, Iowa (118)
10. George Francovitch, G, Syracuse (131)
11. James Saxton, HB, Texas (146)
12. Bob O'Billovich, HB, Montana State (159)
13. Bill Diamond, G, Miami (Fla.) (174)
14. George Mans, E, Michigan (187)
15. Dick Barlund, E, Maryland (202)
16. Bill Wegener, G, Missouri (215)
18. Don Kasso, HB, Oregon State (230)
18. Don Donatelli, C, Florida State (243)
19. Don Smith, HB, Langston (Okla.) (258)
20. Judge Dickinson, HB, Minnesota (271)

## 1961

1. Ken Rice, T, Auburn (8)
2. Fred Arbanas, E, Michigan State (22)
- \*3. Billy Wilson, T, Auburn (31)
4. Ron McDoyle, T, Nebraska (50)
5. Glenn Bass, WR, East Carolina (64)
- 6a. Dale Evans, QB, Kansas State (78)
- \*6b. Dick Thornton, QB, Northwestern (83)



- \*7a. George Hultz, T, Southern Mississippi (92)
- 7b. Al Bemiller, C, Syracuse (94)
- 8. Marshall Starks, HB, Illinois (106)
- \*9. Charles Graning, HB, Georgia Tech (120)
- \*10. Jim King, T, Clemson (134)
- 11. Bill Kinnune, G, Washington (148)
- 12. Mike Stock, HB, Northwestern (162)
- 13. Ernie McMillan, T, Eastern Illinois (176)
- 14. Bob Elliott, FB, North Carolina (190)
- 15. Mel West, HB, Missouri (204)
- 16. Jake Bradley, T, Florida A&M (218)
- 17. Pat Fischer, G, Nebraska (232)
- 18. Art Browning, G, Duke (246)
- 19. Dick Schnell, T, Wyoming (260)
- 20. Leo Reed, E, Colorado State (274)

## 1960

- 1. George Izo, QB, Notre Dame (2)
- 2a. Harold Olson, T, Clemson (13)
- 2b. Mike McGee, G, Duke (14)
- 3a. Hugh McInnis, E, Southern Mississippi (26)
- 3b. Charles Ellzey, C, Southern Mississippi (29)
- 4a. Willie West, HB, Oregon (37)
- 4b. Silas Woods, E, Marquette (38)
- 5a. Bill Burrell, LB, Illinois (50)
- 5b. George Phelps, HB, Cornell (54)
- 5c. Ed Mazurek, T, Xavier (Ohio) (60)
- 6. Jack Lee, QB, Cincinnati (61)
- 7. Larry Wilson, HB, Utah (74)
- 8. Wayne Crow, HB, California (85)
- 9. Dewitt Hoopes, T, Northwestern (98)
- \*10a. Charley Johnson, QB, New Mexico State (109)
- 10b. Paul Oglesby, T, UCLA (113)
- 11. Robert Towns, HB, Georgia (122)
- 12. Tom Chapman, E, Detroit (133)
- 13. Vic Jones, HB, Indiana (146)
- \*14. Bob DeMarco, T, Dayton (157)
- 15. Frank Mestnik, HB, Marquette (170)
- 16. Jim Hunt, T, Prairie View (181)
- 17. Joe Davis, T, The Citadel (194)
- 18. Bob Haas, HB, Missouri (205)
- 19. Herman Alexander, T, Findlay (Ohio) (218)
- 20. Thomas Day, G, North Carolina A&T (229)

## 1959

- 1. Billy Stacy, B, Mississippi State (3)
- 2. Jerry Wilson, E, Auburn (14)
- 3. Jimmy Butler, B, Vanderbilt (27)
- 4. Ken Beck, T, Texas A&M (38)
- 5a. Maury Schleicher, E, Penn State (50)
- 5b. Ted Bates, T, Oregon State (from Wash.) (52)
- 6a. Tom Redmond, T, Vanderbilt (63)
- 6b. Mac Lewis, T, Iowa (from Detroit) (64)
- 7. Choice to San Francisco
- 8. Choice to Cleveland
- 9. Gary Ferguson, T, Southern Methodist (98)
- 10. Emil DeCantis, B, North Carolina (111)
- 11. Floyd Faucette, B, Georgia Tech (122)
- 12. Ted Edmondson, E, Hardin-Simmons (135)
- 13. Pat Lamberti, E, Richmond (146)
- 14. Bob Bobo, T, Texas-El Paso (159)
- 15. John Schroeder, E, North Carolina (170)
- 16. John Dingens, T, Detroit (183)
- 17. Pete Hart, B, Hardin-Simmons (194)
- 18. Darrell DeBecker, T, Illinois (207)
- 19. Billy Dunn, B, Southern Methodist (218)
- 20. Jerry Lee Murphy, T, Ohio State (231)
- 21. Dale Memmlaar, G, Wyoming (242)
- 22. Glenn Shamblin, B, West Virginia (255)
- 23. Freddie Glick, B, Colorado State (266)
- 24. Jim Reed, G, East Texas State (279)
- 25. Jim Jeffrey, T, Auburn (290)
- 26. Joe Chuha, C, Southern California (303)
- 27. Bob Corrigan, G, Indiana (314)
- 28. Don Fleming, B, Florida (327)
- 29. Jim O'Connor, C, Marshall (338)
- 30. Rabe Walton, B, North Carolina (351)

## 1958

- King Hill, QB, Rice (1) (bonus choice)
- 1. John David Crow, B, Texas A&M (2)

- 2a. Jim McCusker, T, Pittsburgh (14)
- 2b. Bobby Jack Oliver, T, Baylor (from Detroit) (21)
- 3. Larry Cowart, C, Baylor (26)
- 4. Choice to L.A. Rams
- 5. Choice to Baltimore
- 6. Bobby Gordon, B, Tennessee (63)
- 7. Jon Jelacic, E, Minnesota (74)
- 8. Choice to San Francisco
- 9. John Keelan, T, Kansas State (98)
- 10. Gil Robertshaw, T, Brown (111)
- 11. Dean Philpott, B, Fresno State (122)
- 12. Bill Hinton, G, Louisiana Tech (135)
- 13. Charlie Jackson, B, Southern Methodist (146)
- 14. Bob Schmidt, T, Minnesota (159)
- 15. Ray Dunlap, B, Marshall (170)
- 16. Wade Patterson, E, Idaho (183)
- 17. Mac Starnes, C, Abilene Christian (194)
- 18. Mario Cheppo, E, Louisville (207)
- 19. Sonny Randle, B, Virginia (218)
- 20. Jim Matheny, C, UCLA (231)
- 21. Ray Toole, B, North Texas State (242)
- 22. Tom Aloisio, E, Indiana (255)
- 23. John Harbour, T, S.E. Missouri State (266)
- 24. Eric Soesbe, T, Vanderbilt (279)
- 25. J.C. Riekenberg, B, Northwestern St. (La.) (290)
- 26. Ray Masters, B, Southern Methodist (303)
- 27. Will Lewis, B, Tennessee-Chattanooga (314)
- 28. Gale McGinty, B, West Texas State (327)
- 29. Ken Irby, T, Mississippi State (338)

## 1957

- 1. Jerry Tubbs, C, Oklahoma (10)
- 2. Tom Maentz, E, Michigan (22)
- 3. Bill Hudson, T, Clemson (34)
- 4. Choice to San Francisco
- 5. Wayne Bock, T, Illinois (58)
- 6. Choice to Green Bay
- 7. Choice to Cleveland through N.Y. Giants
- 8. Choice to L.A. Rams
- 9. Don McCumby, T, Washington (106)
- 10. Don Carothers, E, Bradley (118)
- 11. Bob Kraus, G, Kansas (130)
- 12. Bob Derrick, B, Oklahoma (142)
- 13. Ed Ritt, T, Montana State (154)
- 14. Bob Fee, B, Indiana (166)
- 15. Bill Livingston, C, Southern Methodist (178)
- 16. Terry Hurley, E, Montana (190)
- 17. Buddy Terry, T, Houston (202)
- 18. Hal Smith, B, UCLA (214)
- 19. Paul Barrington, G, Minnesota (226)
- 20. Tom Homer, T, Kansas (238)
- 21. Joe Kopnisky, E, West Virginia (250)
- 22. Don Sizemore, B, Hardin-Simmons (262)
- 23. Milt Konicek, T, Duke (274)
- 24. Ron Klim, C, West Virginia (286)
- 25. Ray Volz, B, Denison (298)
- 26. Ted Rohde, B, Kansas (310)
- 27. Bob Butorovich, T, Montana State (322)
- 28. Hugh Husser, E, Southwestern Louisiana (334)
- 29. Lee Corso, B, Florida State (346)
- 30. Frank Gibson, T, Kansas (357)

## 1956

- 1. Joe Childress, B, Auburn (7)
- 2. Norm Masters, T, Michigan State (18)
- 3. John Roach, QB, Southern Methodist (31)
- 4. Sam Salerno, T, Colorado (42)
- 5. Choice to L.A. Rams
- 6a. Charlie Dupre, B, Baylor (66)
- 6b. John Dittrich, G, Wisconsin (70)
- 7. Bob Konovsky, T, Wisconsin (77)
- 8. Dave Luncford, T, Baylor (90)
- 9. Bob Lovely, T, Tampa (101)
- 10. Willis Towne, E, Wichita State (114)
- 11. Fob James, B, Auburn (125)
- 12. Jerry Walker, T, Texas Tech (138)
- 13. Bo Bolinger, G, Oklahoma (149)
- 14. Carnell Neuman, B, Illinois (162)
- 15a. Charley Anderson, E, Louisiana Tech (173)
- 15b. Tom Spiers, QB, Ark. St. (from Wash.) (179)
- 16. George Welsh, QB, Navy (186)

- 17. Ron Beagle, E, Navy (197)
- 18. Jim Brown, G, UCLA (210)
- 19. Ray Zagar, B, Marquette (221)
- 20. Dickie Mattison, B, Georgia Tech (234)
- 21. Ronnie Herr, B, Texas Tech (245)
- 22. Jim Murphy, T, Stephen F. Austin (258)
- 23. Tony Branoff, B, Michigan (269)
- 24. Orville Trask, T, Rice (282)
- 25. Bill Wheeler, T, Kentucky (293)
- 26. Chuck Zickefoose, E, Kansas State (306)
- 27. Jack Hutchinson, T, Oklahoma State (317)
- 28. Jim Miller, QB, Wisconsin (330)
- 29. Jim Troglio, B, Northwestern (341)
- 30. Bill Kucera, T, Colorado (353)

## 1955

- 1. Max Boydston, E, Oklahoma (2)
- 2. Lindon Crow, B, Southern California (14)
- 3a. Mal Hammack, B, Florida (26)
- 3b. Tony Pasquesi, T, Notre Dame (from N.Y. Giants) (32)
- 4. Frank Bernardi, B, Colorado (38)
- 5. Mario DaRe, T, Southern California (50)
- 6. Jack Bowersox, G, Maryland (62)
- 7. Dave Leggett, B, Ohio State (74)
- 8. Sam Irvine, C, Maryland (89)
- 9. Charlie McGinty, E, North Texas State (98)
- 10. Frank Scaffidi, T, Marquette (110)
- 11. Tom Pepsin, C, Miami (Fla.) (121)
- 12. Dale Sandstrom, B, Concordia (Minn.) (134)
- 13. Tom McLuckie, G, Maryland (146)
- 14. Gordy Brown, E, Louisiana Tech (158)
- 15. Dick Brubaker, E, Ohio State (170)
- 16a. Bob Herndon, B, Oklahoma (182)
- 16b. Al Dennis, E, Middlebury (from Chicago) (191)
- 17. Larry White, C, New Mexico (194)
- 18. Fred Campbell, T, Duke (206)
- 19. Dick Coy, T, St. John's (Minn.) (218)
- 20. Jim Burst, B, Washington (Mo.) (230)
- 21. Howie Wright, B, Virginia Tech (242)
- 22. Vic Berra, E, Montana State (254)
- 23. Karl Bays, T, Eastern Kentucky (266)
- 24. Max Pierce, B, Utah (278)
- 25. Bob Scott, E, Evansville (290)
- 26. Billy Hooper, B, Baylor (302)
- 27. Bruce Schwager, T, Merchant Marine (314)
- 28. Bob Ems, B, Southern Illinois (326)
- 29. Gene Renzi, T, Northeastern (338)
- 30. Bob Sweet, B, Trinity (Tex.) (350)

## 1954

- 1. Lamar McHan, QB, Arkansas (2)
- 2. Gary Knafelc, E, Colorado (14)
- 3. Bobby Cavazos, B, Texas Tech (26)
- 4. Bill Bredde, B, Oklahoma State (38)
- 5. Don Dohoney, E, Michigan State (50)
- 6. Tom McHugh, B, Notre Dame (62)
- 7. Dave Mann, B, Oregon State (74)
- 8. Paul Larson, B, California (86)
- 9. Dean Chambers, T, Washington (98)
- 10. Tommy Lewis, B, Alabama (110)
- 11. Homer Smith, B, Princeton (122)
- 12. Howard Pitt, E, Duke (134)
- 13. Les Goble, B, Alfred (146)
- 14. Sammy Dumas, G, Arkansas (158)
- 15. Cecil Harp, E, Pacific (170)
- 16. Al Kilgore, T, Kent State (182)
- 17. Jack Troxell, B, Arkansas (194)
- 18. Dick Young, B, Tennessee-Chattanooga (206)
- 19. Jerry Sazio, T, William & Mary (218)
- 20. Stan Huntsman, B, Wabash (303)
- 21. Jim Stander, T, Colorado (242)
- 22. Ledio Fanucchi, T, Fresno State (254)
- 23. Charley Oakley, B, Louisiana State (266)
- 24. Lou Sawchik, E, Ohio (278)
- 25. Jerry Marchand, B, Louisiana State (290)
- 26. Ralph Carrigan, C, Alabama (302)
- 27. John Culver, B, Harvard (314)
- 28. Tom Koller, B, William & Mary (326)
- 29. Bill Albrecht, B, Washington (338)
- 30. Alex Burr, B, Colorado State (350)





## 1953

1. Johnny Olszewski, B, California (4)
2. Jim Psaltis, B, Southern California (15)
3. Dale Samuels, QB, Purdue (28)
4. Buck Martin, E, Georgia Tech (39)
5. Bill Shallosky, G, Cincinnati (52)
6. Tony Curcillo, B, Ohio State (63)
7. Tom Higgins, T, N. Carolina (from Phila.) (70)
8. Choice to Philadelphia
9. Jerry Watford, G, Alabama (87)
- 9a. Ed Husmann, G, Nebraska (from Wash.) (99)
- 9b. Avatus Stone, B, Syracuse (100)
10. Charley Berndt, T, Wisconsin (111)
11. Ed Woodsom, E, Yale (124)
12. Chuck Spaulding, B, Wyoming (135)
- 13a. Frank McPhee, E, Princeton (from Wash.) (147)
- 13b. Ronnie Morris, B, Tulsa (148)
14. Dick Sprague, B, Washington (159)
15. Nick Chickillo, G, Miami (172)
16. Jimmy Lear, B, Mississippi (183)
17. Ed Heninger, B, Purdue (196)
18. Joe Yukica, E, Penn State (207)
19. Tom Donahue, C, Wake Forest (220)
20. Len D'Errico, G, Boston (231)
21. Joe Curtis, E, Alabama (244)
22. Hal Lokovsky, T, Washington State (255)
23. Jim Root, B, Miami (Ohio) (268)
24. Brad Glass, G, Princeton (279)
25. Haywood Sullivan, B, Florida (292)
26. Don Ringe, T, Idaho (303)
27. C.O. Brocato, C, Baylor (316)
28. Mike Prokopiak, B, New Mexico (327)
29. Earl Wrightenberry, T, Clemson (340)
30. Bill Gaudreau, B, Notre Dame (351)

## 1952

1. Ollie Matson, B, San Francisco (3)
2. Johnny Karras, B, Illinois (16)
3. Darrell (Pete) Brewster, E, Purdue (from Detroit) (21)
4. Choice to San Francisco
5. Choice to L.A. Rams
6. Dick Fugler, T, Tulane (51)
6. John Hancock, G, Baylor (64)
7. Harry Jabbusch, C, South Carolina (75)
8. Don Coleman, G, Michigan State (88)
9. Malcolm Cook, B, Georgia (99)
10. John Felch, T, Holy Cross (112)
11. Leo Sugar, E, Purdue (123)
12. Joe Masnaghetti, T, Marquette (136)
13. Mel Maccuso, B, Holy Cross (147)
14. Tom Tofaute, C, North Carolina State (160)
15. John Davis, B, Indiana (171)
16. Mike Mergen, G, San Francisco (184)
17. Darrell Crawford, B, Georgia Tech (195)
18. Bill Pyron, T, Mississippi State (208)
19. Ed Listopad, T, Wake Forest (219)
20. Frank Fischel, E, Arkansas (232)
21. Wade Musgrove, G, Hardin-Simmons (243)
22. Glenn Lippman, B, Texas A&M (256)
23. Louis (Red) Stephens, G, San Francisco (267)
24. E.J. Moore, G, Abilene Christian (280)
25. Cliff Anderson, E, Indiana (291)
26. Charley Fry, T, Maryland (304)
27. Sam Moses, T, Texas A&M (315)
28. Harold Lutz, E, Alabama (328)
29. Don Kasperan, B, Purdue (339)
30. Will Stolk, B, Miami (352)

## 1951

1. Jerry Groom, C, Notre Dame (6)
2. Don Joyce, T, Tulane (18)
3. Don Stonesifer, E, Northwestern (30)
4. Dick Doynne, B, Lehigh (42)
5. Lynn Lynch, G, Illinois (from Wash.) (51)
6. Ed Jaseonek, B, Furman (66)
7. Dick Panches, T, Colorado (78)
8. Leo Sanford, C, Louisiana Tech (90)
9. Neil Schmidt, B, Purdue (102)
10. Ken Cooper, G, Vanderbilt (from Balt.) (115)
11. Tom Bienemann, E, Drake (127)
12. Jack Landry, B, Notre Dame (139)

13. Volney Peters, T, Southern California (151)
14. Bill Leskovar, B, Kentucky (163)
15. John Simic, G, Wisconsin (175)
16. Gene Miller, B, Northwestern (187)
17. Henry May, C, Southwest Missouri State (199)
18. Russ Pomeroy, T, Stanford (211)
19. Gene Ackerman, E, Missouri (223)
20. Fred Wallner, G, Notre Dame (235)
21. Dick Bunting, E, Drake (247)
22. S.J. Whitman, B, Tulsa (259)
23. Jim Owens, E, Oklahoma (from Balt.) (271)
24. Billy Cross, B, West Texas State (283)
25. Vernon Quick, G, Wofford (295)
26. Jeff Fleischmann, B, Cornell (307)
27. Ken Huxhold, T, Wisconsin (319)
28. Dick Martin, B, Kentucky (331)
29. Bob Livingston, B, Notre Dame (from Balt.) (343)
30. Leon Root, B, Rutgers (355)

## 1950

1. Choice to L.A. Rams
2. Jack Jennings, T, Ohio State (21)
3. Bill Svoboda, B, Tulane (from N.Y. Bulldogs) (29)
3. Fran Polsfoot, E, Washington State (35)
4. Don Paul, B, Washington State (47)
5. Carl Kiilgaard, T, Idaho (61)
6. Warren Wood, G, Puget Sound (73)
7. Billy Gay, B, Notre Dame (from N.Y. Giants) (85)
7. Eddie Badgon, G, Michigan State (87)
8. John Hock, T, Santa Clara (99)
9. Vito Ragazzo, E, William & Mary (113)
10. Walt Grothaus, C, Notre Dame (125)
10. Milt Lavigne, B, S.E. La. (from Pitt.) (126)
11. J.D. Ison, E, Baylor (139)
12. Frank Wallheiser, E, Western Kentucky (151)
12. Bob Sharpe, G, Davidson (from Pitt.) (152)
13. Jerry Hennessey, E, Santa Clara (165)
14. Dee Andros, G, Oklahoma (177)
15. Al Langford, B, Howard Payne (191)
16. Harry Bierman, E, Furman (203)
17. Tom Palmer, T, Wake Forest (217)
18. Ray Espanen, E, Notre Dame (229)
19. Loran Day, B, Northwestern (243)
20. Webb Halbert, B, Iowa State (255)
21. Howard Blumhardt, B, South Dakota (269)
22. Jim Lipinski, T, Fairmont State (281)
23. Bill Montgomery, B, Fresno State (295)
24. Bob Gambold, B, Washington State (307)
25. Lee Truman, B, Kentucky (321)
26. Jim Pittman, B, Mississippi State (333)
27. Tom Bienemann, E, Drake (347)
28. Sonny Jones, B, Wyoming (359)
29. Bill Montagne, B, California (373)
30. Vic Banonis, C, Georgetown (Wash., D.C.) (385)

## 1949

1. Bill Fischer, G, Notre Dame (10)
2. Dick McKissack, B, Southern Methodist (21)
3. Choice to Boston
4. John Goldsberry, T, Indiana (40)
5. Tom Wham, E, Furman (50)
6. Bernie Hanula, T, Wake Forest (60)
7. Myrl Greathouse, B, Oklahoma (from Det.) (62)
8. Jim Cain, E, Alabama (70)
8. Joe E. Brown, B, Georgia Tech (80)
9. Hal Herring, C, Auburn (90)
10. Bob Hecker, B, Baldwin-Wallace (100)
11. Stan Flowers, E, Redlands (110)
12. Billy Stone, B, Bradley (120)
13. Bob Todd, T, Louisville (130)
14. Tony Klimek, E, Illinois (140)
15. Bob McQuade, B, Xavier (150)
16. Tom Murdock, B, Appalachian State (160)
17. Eddie Rupp, B, Denison (170)
18. Webb Halbert, B, Iowa (180)
19. Dean Laun, E, Iowa State (190)
20. Earl Rowan, T, Hardin-Simmons (200)
21. Leon Joslin, B, Texas Christian (210)
22. Bill Sprang, C, Purdue (220)
23. Bob Cox, E, North Carolina (230)
24. Stan Szymkowski, B, Lehigh (240)
25. Choice to N.Y. Giants

## 1948

1. Jim Spavital, B, Oklahoma State (11)
2. Bill Smith, T, North Carolina (23)
3. Jay Smith, E, Southern Mississippi (35)
4. Choice to Pittsburgh
5. Jim Cason, B, Louisiana State (55)
6. Jim Camp, B, North Carolina (65)
7. Choice to N.Y. Giants
8. Carl Weisner, E, St. Louis (85)
9. Gene Corum, G, West Virginia (95)
10. Clarence Self, B, Wisconsin (105)
11. John Hollar, B, Appalachian State (115)
12. Bob Hanlon, B,oras (125)
13. George Petrovich, T, Texas (135)
14. Jim Still, B, Georgia Tech (145)
15. Clay Davis, C, Oklahoma State (155)
16. Harry Caughron, T, William & Mary (165)
17. Jerry Davis, B, Southeastern Louisiana (175)
18. Gene Dwyer, E, St. Ambrose (185)
19. Harry Waters, B, Colorado College (195)
20. Dick Monroe, C, Kansas (205)
21. H.M. (Hindu) Reynolds, E, S. Mississippi (215)
22. Dick Wedel, G, Wake Forest (225)
23. Paul Shoults, B, Miami (Ohio) (235)
24. Fred Wendt, B, Texas-El Paso (245)
25. Doug Belden, B, Florida (255)
26. Ray Stackhouse, T, Xavier (265)
27. Bernie Reid, G, Georgia (275)
28. Jim Powell, E, Tennessee (285)
29. Bob Polidor, B, Villanova (293)
30. Bill Fischer, G, Notre Dame (300)

## 1947

1. DeWitt (Tex) Coulter, T, Army (7)
2. Erma Allen, B, Kentucky (18)
3. Choice to Chicago Bears
4. Ben Raimondi, B, Indiana (41)
5. Howard Turner, B, North Carolina State (50)
6. George Maddock, T, Northwestern (60)
7. Art Dufelmeier, B, Illinois (70)
8. Ray Ramsey, B, Bradley (82)
9. Dave Wallace, B, Oklahoma (90)
10. Charley Saratt, B, Oklahoma (101)
11. Hardin Cooper, T, Tulsa (112)
12. Carl Russ, B, Rice (120)
13. Buddy Mulligan, B, Duke (131)
14. Charlie Smith, B, Georgia (142)
15. Bob Ravensberg, E, Indiana (150)
16. Barney Barnett, E, N.E. Oklahoma (162)
17. Scotty Deeds, B, Brigham Young (171)
18. Clarence Esser, T, Wisconsin (180)
19. Shelton Baller, C, Louisiana State (192)
20. Wade Walker, T, Oklahoma (201)
21. Tom Carroll, T, Minnesota (210)
22. Tom Dorsey, B, Brown (222)
23. Otto Schnellbacher, E, Kansas (231)
24. Larry Joe, B, Penn State (240)
25. Dick Abrams, B, Washington State (252)
26. Joe Smith, E, Texas Tech (260)
27. Tony Rotunno, B, St. Ambrose (270)
28. Clyde Lindsey, E, Louisiana State (282)
29. Bob Callahan, C, Michigan (289)
30. Johnny Karamigos, B, Denver (296)

## 1946

1. Dub Jones, B, Tulane (2)
2. Mac Wenskunas, C, Illinois (11)
3. Elmer Angsman, B, Notre Dame (16)
4. Ham Nichols, G, Rice (26)
5. Joe Golding, B, Oklahoma (31)
6. Len Dickey, T, Texas A&M (41)
7. Pat Lenshan, E, Tennessee (51)
8. Phil Tinsley, E, Alabama (61)
9. J.C. Colhouer, G, Oklahoma State (71)
10. Tom Barber, T, Tennessee-Chattanooga (81)
11. Dick Loepte, T, Wisconsin (91)
12. Venton Yablonski, B, Columbia (101)
13. Lee Lewis, B, Washington (111)
14. Bob Russell, B, Miami (Ohio) (121)
15. Fred Rovi, G, Notre Dame (131)
16. Ray Evans, T, Texas-El Paso (141)



17. Bob Loubie, B, Miami (Ohio) (151)
18. Frank Irwin, T, Duke (161)
19. Pride Ratteree, G, Wake Forest (171)
20. Bill Heywood, B, Notre Dame (181)
21. Al Traught, B, Miami (Ohio) (191)
22. Clem Andrulewicz, T, Villanova (201)
23. Adam Rakowski, E, Pennsylvania (211)
24. Jack McKenzie, B, Northwestern (221)
25. Tom Worthington, T, Tulsa (231)
26. Jim Vugrin, G, Tennessee (241)
27. Jesse Herschberger, E, S. Methodist (251)
28. Newman Ledbetter, T, Texas Tech (261)
29. Alton Baldwin, E, Arkansas (271)
30. Jim LaRue, B, Duke (281)

## 1945

1. Charley Trippi, B, Georgia (1)
- Paul Collins, B, Missouri (14)
2. Walt Watt, B, Miami (18)
- Bob Dobelstein, G, Tennessee (28)
3. Zeke Chronister, E, Texas Christian (35)
4. Corwin Clatt, B, Notre Dame (45)
5. Ziggy Zarobski, T, Notre Dame (55)
6. John Harrington, E, Marquette (68)
7. Gene Meeks, B, Kentucky (78)
8. Bill Huber, E, Notre Dame (88)
9. Halley Heard, T, Louisiana State (101)
10. Bob Cowan, B, Indiana (111)
11. Elmore (Buddy) Luper, B, Duke (121)
12. Solon (Bobo) Barnett, G, Baylor (134)
13. Gordon Carver, B, Duke (144)
14. John Cannady, B, Indiana (154)
15. Ben Cittadino, E, Duke (167)
16. Ralph Strayhorn, G, North Carolina (177)
17. John Andretich, B, Purdue (187)
18. John Kramer, T, Marquette (200)
19. J.D. (Red) Cheek, G, Baylor (210)
20. Fred Grant, B, Wake Forest (220)
21. Johnny Cook, B, Georgia (233)
22. Ardie McClure, T, Georgia (243)
23. Hugo Norjige, B, Wooster (253)
24. Gene (Red) Knight, B, Louisiana State (266)
25. Don Fambrough, B, Texas (276)
26. Garland (Bulldog) Williams, T, Duke (286)
27. Ed Dusek, B, Texas A&M (299)
28. Otto Payne, B, Texas A&M (309)
29. Did not draft
30. Did not draft

## 1944

1. Pat Harder, B, Wisconsin (2)
2. Paul Mitchell, T, Minnesota (12)
- Saxon Judd, E, Tulsa (17)
3. Jack Tavener, C, Indiana (28)
- Bill Blackburn, C, Rice (33)
4. Bill Garneas, B, Minnesota (44)
5. Rodger Smith, B, Texas Tech (55)
6. John (Red) Cochran, B, Wake Forest (66)
7. Frank Scanlan, B, Loyola (Calif.) (77)
8. Lou Saban, B, Indiana (88)
9. Fran Griffin, T, Holy Cross (99)
10. Leo Daniels, B, Texas A&M (110)
11. Bobby Dadds, B, Tulsa (121)
12. Van Hall, B, Texas Christian (132)
13. Jack Carpenter, T, Missouri (143)
14. Charley Csuri, T, Ohio State (154)
15. Joe Magliolo, B, Texas (165)
16. Walt Snot, T, Bucknell (176)
17. Jack Adams, E, Presbyterian (187)
18. Ray Kuffel, E, Marquette (198)
19. Jack West, E, Texas (209)
20. Jack Escoria, B, Illinois State (220)
21. Don Buffmire, B, Northwestern (231)
22. Bob Nanni, T, Duke (242)
23. John McGinnis, E, Notre Dame (253)
24. Warren Hodges, T, Kansas (264)
25. Bill Earley, B, Notre Dame (275)
26. Bob Davis, G, Oregon (286)
27. Vince DiFrancesca, T, Northwestern (297)
28. Lloyd Ott, C, North Carolina State (308)
29. Did not draft
30. Did not draft

## 1943

1. Glenn Dobbs, B, Tulsa (3)
2. Johnny Grigas, B, Holy Cross (14)
- Don Curriuan, E, Boston College (18)
3. Al Hust, E, Tennessee (29)
- George Hecht, G, Alabama (33)
4. Al Klug, T, Marquette (44)
5. Stan Mauldin, T, Texas (53)
6. Bill Godwin, C, Georgia (64)
7. Moffatt Storer, B, Duke (73)
8. Fondren Mitchell, B, Florida (84)
9. Emil Lussow, E, Dubuque (93)
10. Paul Hirsbrunner, T, Wisconsin (104)
11. Bill Baumgartner, E, Minnesota (113)
12. Gerard (Buster) Ramsey, G, Wm. & Mary (124)
13. Earl Doloway, B, Indiana (133)
14. Nick Burke, G, Northwestern (144)
15. Bill Campbell, B, Oklahoma (153)
16. Clarence Booth, T, Southern Methodist (164)
17. Elvis (Boots) Simmons, E, Texas A&M (173)
18. Roy Ericson, G, Villanova (184)
19. George (Locomotive) Smith, B, Villanova (193)
20. George Sutth, B, Temple (204)
21. Cliff Kinsey, B, Georgia (213)
22. Weldon Humble, G, Rice (224)
23. Cal Purdin, B, Tulsa (233)
24. Eddie McGovern, B, Illinois (244)
25. Al Druis, G, Temple (253)
26. Ken MacDonald, C, Rutgers (264)
27. Bill Edwards, G, Louisiana State (273)
28. Pete Hecomovich, B, Idaho (284)
29. Did not draft
30. Did not draft

## 1942

1. Steve Lach, B, Duke (4)
- Lloyd Cheatham, B, Auburn (14)
2. Wilson (Bud) Schwenk, B, Wash. (Mo.) (19)
- Vince Banonis, C, Detroit (29)
3. Bob Reinhard, T, California (34)
4. Chal Daniel, G, Texas (44)
5. Rupe Thornton, G, Santa Clara (54)
6. Doug Renzel, B, Marquette (64)
7. Chet Wetterlund, B, Illinois Wesleyan (74)
8. Jud Ringer, E, Minnesota (84)
9. Jim Fitzharris, E, St. Thomas (Minn.) (94)
10. Dick Brye, T, Marquette (104)
11. Charley Givler, G, Wake Forest (114)
12. Hugh Swink, T, Oklahoma State (124)
13. Marv Harshman, B, Pacific Lutheran (134)
14. George Arabian, B, St. Mary's (Calif.) (144)
15. Jackie Crain, B, Texas (154)
16. Carl Suntheimer, C, North Carolina (164)
17. Jimmy Nelson, B, Alabama (174)
18. Norvell Wallach, T, Missouri (184)
19. Did not draft
20. Did not draft

## 1941

1. John Kimbrough, B, Texas A&M (2)
2. Paul Christman, QB, Missouri (13)
3. Bob Foxx, B, Tennessee (17)
4. John Clement, B, Southern Methodist (28)
5. Ray Apolskis, C, Marquette (32)
6. Marshall Robnett, G, Texas A&M (43)
7. John Kuzman, T, Fordham (52)
8. George Kracum, B, Pittsburgh (63)
9. Tom Vargo, E, Penn State (72)
10. Ray Malouf, B, Southern Methodist (83)
11. Jack Sommers, C, UCLA (92)
12. Charley Armstrong, B, Mississippi College (103)
13. Wayne Pitts, B, Arizona State (112)
14. Joe Lokanc, G, Northwestern (123)
15. Claude White, C, Ohio State (132)
16. Gates Kimball, T, North Carolina (143)
17. Ray Schultz, G, Missouri (152)
18. Fred Harris, T, Southern Methodist (163)
19. Mel Aussieker, B, St. Louis (172)
20. Frank Platt, T, Penn State (183)

## 1940

1. George Cafego, B, Tennessee (1)
2. George (Snuffy) Stirnweis, B, North Carolina (11)
3. Lloyd Madden, B, Colorado Mines (16)
4. Cecil (Jack) Shirk, E, Oklahoma (26)
5. Marty Christiansen, B, Minnesota (31)
6. Vic Reginato, E, Oregon (41)
7. Andy Chisick, C, Villanova (51)
8. Ben Kish, B, Pittsburgh (61)
9. Luke Pappas, T, Utah (71)
10. Jack Roche, B, Santa Clara (81)
11. Bill Davis, T, Texas Tech (91)
12. Stan Anderson, T, Stanford (101)
13. Alton Coppage, E, Oklahoma (111)
14. Judson Hudson, B, Davis & Elkins (122)
15. Joe Ziemba, E, St. Benedict (131)
16. Beryl Clark, B, Oklahoma (141)
17. Ralph Foster, T, Oklahoma A&M (151)
18. Lowell Bryant, B, Clemson (161)
19. Russ Buckley, B, Gustavus-Adolphus (171)
20. Rupert Pate, T, Wake Forest (181)

## 1939

1. Ki Aldrich, C, Texas Christian (1)
2. Marshall (Biggie) Goldberg, B, Pittsburgh (12)
3. Alvord Wolff, T, Santa Clara (16)
4. Hal (Curly) Stebbins, B, Pittsburgh (27)
5. Bill Daddio, E, Pittsburgh (31)
6. George Faust, B, Minnesota (42)
7. Bill Dwyer, B, New Mexico (51)
8. Sherm Hinkbein, C, Kentucky (62)
9. Earl Brown, E, Notre Dame (71)
10. Earl Crowder, QB, Oklahoma (82)
11. Bowden Wyatt, E, Tennessee (91)
12. Jim Thomas, G, Oklahoma (102)
13. Andy Sabados, G, The Citadel (111)
14. Blase Miatovich, T, San Francisco (122)
15. Russ Clarke, G, Santa Clara (131)
16. Gus Goin, E, Clemson (142)
17. Everett Elkins, B, Marshall (151)
18. Frank Huffman, E, Marshall (162)
19. Mike Kochel, G, Fordham (171)
20. Tom Rice, T, San Francisco (182)

## 1938

1. Jack Robbins, B, Arkansas (5)
- Milt Popovich, B, Montana (15)
2. Frank Patrick, B, Pittsburgh (20)
- Bob Herwig, C, California (30)
3. Al Barbatsky, T, Fordham (35)
4. Joe Brunansky, T, Duke (45)
5. Ed Cherry, B, Hardin-Simmons (55)
6. Leon Lavington, E, Colorado (65)
7. Phil Dougherty, C, Santa Clara (75)
8. Dwight Sloan, B, Arkansas (85)
9. Bob Kenderdine, E, Indiana (95)
10. Bob Mauther, C, Holy Cross (105)

## 1937

1. Ray (Buzz) Buivid, B, Marquette (3)
2. Gaynell Tinsley, E, Louisiana State (12)
3. Art Guepe, B, Marquette (23)
4. H.K. (Bucky) Bryan, B, Tulane (32)
5. Harn Harmon, C, Tulsa (43)
6. Phil Dickens, B, Tennessee (52)
7. Herm Dickerson, B, Virginia Tech (63)
8. John Reynolds, C, Baylor (72)
9. Dwight Hafeli, E, Washington (Mo.) (83)
10. Middleton Fitzsimmons, G, Georgia Tech (92)

## 1936

1. Jim Lawrence, B, Texas Christian (5)
2. Gomer Jones, C, Ohio State (15)
3. Eddie Erdelaz, E, St. Mary's (Calif.) (23)
4. Ed Brett, E, Washington State (33)
5. Stan Rioridan, E, Oregon (41)
6. Ettore Antonini, E, Indiana (51)
7. Tack Dennis, B, Tulsa (59)
8. Ross Carter, G, Oregon (69)
9. Niels Larsen, T, Stanford (77)

\*Future draft choice



**MISCELLANEOUS**



## CARDINALS CHARITIES

Founded in 1990, Cardinals Charities mission is to support programs designed to improve the quality of life and enhance opportunities for children, women, and minorities in Arizona.

Cardinals Charities grants are awarded on an annual basis in response to applications from qualified non-profit organizations whose goals and programs meet the mission statement.

Cardinals Charities also continued its involvement with a wide range of organizations focused on women and children's issues in Arizona. Cardinals Charities supported these programs through grants awarded to the Sojourner Center, Helping Hands



## CARDINALS CHARITIES

for Single Moms, the Ronald McDonald House, Communities in Schools, The Wellness Community and UOM New Day Centers.

One of the biggest programs that financially support Cardinals Charities is the sale of Cardinals specialty license plates sold through the Arizona Department of Transportation (ADOT).

Drivers who purchase a Cardinals specialty plate pay \$25 per year with \$17 going to Cardinals Charities each year.

In 2018, Cardinals Charities distributed grants to worthy charitable organizations including Boys & Girls Clubs across the state, domestic violence shelters, and various educational programs.



## GENERAL GUIDELINES FOR BENEFICIARIES

- Organizations must be exempt under 501 (c) (3) of the Internal Revenue Service code.
- At least 75 percent of funding must be spent in Arizona.
- Grant application will be limited to once each year; however, organizations may reapply each year. Proposals for \$5,000 or less are preferred.

## APPLICATION PROCESS

Interested organizations must request an application in writing, either by FAX or mail, on their 501 (c) (3) letterhead. Deadline for submission of application is July 1. Grant notification will be made within 180 days following filing deadline.

Address correspondence to:

Cardinals Charities  
P.O. Box #888  
Phoenix, AZ 85001-0888





Cardinals Charities hosts four signature annual events during the course of each year – the Kickoff Luncheon, Celebrity Golf Classic, Kingpin Challenge and Celebrity Golf Challenge.



### KICKOFF LUNCHEON

- Entering its 22nd consecutive season.
- The Kickoff Luncheon is a chance for fans and business partners to enjoy lunch and meet the entire Cardinals team and coaching staff prior to the start of each season.
- In 2018, over 500 guests attended the luncheon on the field level at State Farm Stadium in a talk-show style event featuring Cardinals players and emceed by team broadcasters Ron Wolfley and Paul Calvisi.



### KINGPIN CHALLENGE

- Entering 25th consecutive season as a dinner/auction and 11th as the Kingpin Challenge at Chandler's Kyrene Lanes.
- The 11th annual Kingpin Challenge was held at Chandler's Kyrene Lanes in 2018, featuring the entire Cardinals team and coaching staff.
- In 2018, 175 bowlers were grouped with a current Cardinals player or coach for the bowling tournament.



### CARDINALS CELEBRITY GOLF CHALLENGE

- Entering its 15th consecutive season after previously being called the NFL Alumni Celebrity Golf Challenge.
- A celebrity golf tournament during the season partners Cardinals alumni along with local celebrities, fans and business partners.
- In its 14th year in 2018, the Cardinals Charities Celebrity Golf Challenge presented by Albertsons/Safeway had 40 NFL alumni paired up with other Valley sports celebrities and 160 other golfers.



### CARDINALS CELEBRITY GOLF CLASSIC

- Entering 31st consecutive season.
- The longest running Cardinals Charities event, the Golf Classic is held each offseason with participants donating money for the opportunity to play with members of the Cardinals organization.
- Each year, participants play a round of golf with various celebrities and have the opportunity to win various luxury items while also bidding on memorabilia and travel packages through an auction.
- In 2019, the 200 golfers that participated included Cardinals players and alumni along with Arizona's coaches at the Whirlwind Golf Club at Wild Horse Pass.





## CARDINALS COMPLETE ANOTHER SUCCESSFUL YEAR IN THE COMMUNITY

The 2018 season marked another successful year for the Arizona Cardinals Football Club and its various community-based activities.

Cardinals players, coaches, cheerleaders, mascot Big Red, alumni and front office staff continued the organization's ongoing efforts of being a champion in the community. Throughout the 2018 season, 60 different players, alumni and members of the Cardinals Women's club took part in over 275 different community events and appearances that impacted over 40,000 adults and children. The Cardinals also donated more than 50,000 pieces of merchandise and memorabilia throughout the past year. During the 2019 offseason, the Cardinals stayed busy by hosting over 40 community events involving 25 different current and former players that impacted over 13,000 children and adults.

The Cardinals four signature community programs during the 2018 season - the SRP and Safeway Milk and Cookies Program, Gatorade Jr. Training Camps, USA Football's "Heads Up Football" and the NFL Flag Football program - continued last year and will all be back in 2019.

### **SRP/SAFEMAY MILK AND COOKIES PROGRAM**

Entering its 18th consecutive season.

Each Tuesday during the season, a different Cardinals player along with team mascot Big Red read to students at various Valley elementary schools and distributed backpacks and milk and cookies provided by Albertsons and Safeway.

20 players visited 19 different schools and read to over 750 students in 2018.



### **GATORADE JR. TRAINING CAMPS**

Entering 22nd consecutive season. During the 2018 season, the Cardinals put on clinics using Gatorade Jr. Training football stations and interactive zones.

Current and former Cardinals players and Big Red provided football instruction and guidance for students while hosting kids camps at Valley elementary schools and at State Farm Stadium. The players and Big Red helped promote the NFL's Play 60 message to encourage kids to receive 60 minutes of daily exercise.

25 players participated in 30 Kids Camps impacting over 2,800 students during the 2018 season.

During the 2019 offseason, the Cardinals hosted 20 camps for over 2,500 children.

### **USA FOOTBALL'S "HEADS UP FOOTBALL"**

The Cardinals are entering their 7th season of involvement with the program.

"Heads Up Football" is a partnership between NFL teams and USA Football to help promote leagues that stress a smarter and safer way to play and teach youth football, including proper tackling and taking the head out of the game.

The Cardinals are affiliated with nine leagues and over 200 teams across the state with over 2,000 coaches and over 20,000 participants all currently certified or becoming certified in the program.

### **NFL FLAG FOOTBALL PROGRAM**

Entering its 17th consecutive season and presented by Albertsons and Safeway.

5-on-5 non-contact flag football league for boys and girls to provide basic fundamentals of football throughout the southwest with teams in Arizona and New Mexico.

The program grew from 8,000 participants in 2004 to 12,400 in 2005 to now having over 34,000 players in 2018, one of the NFL's largest.



For the 14th consecutive season, the Cardinals hosted a NFL Flag regional tournament at State Farm Stadium. In 2018 the tournament hosted over 700 athletes from California, Arizona, New Mexico, Texas, Colorado, Utah and Nevada participating throughout the weekend. Since its inception, 28 teams from the Cardinals NFL Flag program have been crowned as national champions, including the Tucson Turf in 2014, 2015, 2016, 2017 and 2018.

The Cardinals also continued their involvement with Arizona high school football with the weekly Wells Fargo "High School Coach-of-the-Week" award and Wells Fargo "High School Player-of-the-Week" award during the 2018 season. Both programs are back for the 2019 season.

### **"HIGH SCHOOL COACH-OF-THE-WEEK"**

Starting its 25th consecutive season.

Every week during the high school football season, a local panel selects a High School Coach of the Week and awards him a certificate signed by team President Michael Bidwill and Head Coach Kliff Kingsbury in addition to a \$2,000 check to the coach's school on behalf of Cardinals Charities.

In 2018, 10 coaches were selected and a total of \$20,000 was awarded to Arizona high school football programs.

A "Coach-of-the-Year" was selected following the 2018 high school season and Brock Farrel from Gilbert Highland H.S. was awarded an additional \$4,000 for his school.



### **"HIGH SCHOOL PLAYER-OF-THE-WEEK"**

Starting its 17th consecutive season.

Every week during the high school football season, a local panel selects a High School Player of the Week who receives a football trophy acknowledging the award at the players' school during an awards ceremony.

In 2018, 10 players were selected and each was awarded at their school in front of their peers with team mascot Big Red and an alumni player.

A "Player-of-the-Year" was selected following the high school season and quarterback Jake Smith from Notre Dame Prep H.S. was given a customized Cardinals jersey and a football trophy engraved with his season stats.

The Cardinals also remained busy during the holidays giving back to those less fortunate. Along with hosting a game day toy drive to benefit local non-profits and a game day canned food drive that benefitted United Food Bank, two of the marquee programs that the Cardinals participate in each season during that time of year are "Help Feed the Hungry" and "Teddy Bear Express."

### **HELP FEED THE HUNGRY**

Last year, Cardinals players and their families along with team President Michael Bidwill, front office personnel, cheerleaders and Big Red helped serve Thanksgiving dinner at the Phoenix Rescue Mission for more than 500 people.

The 2018 season marked the 17th consecutive year of working with the Phoenix Rescue Mission during Thanksgiving.



### **TEDDY BEAR EXPRESS**

Each year, a Cardinals caravan with players, wives, front office personnel, Big Red and cheerleaders visits Phoenix Children's Hospital to deliver teddy bears to children spending the holidays away from home.

Last year, 13 players visited over 150 children at PCH, passing out teddy bears while signing autographs, taking pictures and spreading holiday joy.

The 2018 season was the 19th consecutive year of program.



The 2019 offseason once again allowed the Cardinals to focus on hosting bigger and more in-depth kids camps. In June, the Cardinals hosted the annual "Football Skills and Education Camp" presented by Gatorade and protected by Dignity Health as well as the "Cardinals Kicking, Punting and Long Snapping Camp" presented by Gatorade and protected by Dignity Health.

### **"FOOTBALL SKILLS AND EDUCATION CAMP"**

18th consecutive summertime camp.

Presented by Gatorade and protected by Dignity Health

Over 750 high school football players and moms from Arizona had the opportunity to receive a full day of classroom and on-field instruction from professionals.

Cardinals coaches and alumni helped coach and instruct each individual position.



### **ARIZONA CARDINALS KICKING, PUNTING AND LONG SNAPPING CAMP**

15th consecutive summertime camp.

Presented by Gatorade and protected by Dignity Health.

150 kickers, punters, and long-snappers from Arizona, Nevada, Idaho, Utah, Colorado and Mexico had the opportunity to gain instruction from former Cardinals kicker Neil Rackers and a group of current and former NFL specialists.

In addition to being active throughout the community with various player appearances and events, the Cardinals also gave back to the people of Arizona with donations of merchandise and memorabilia.

### **CARDINALS DONATIONS**

The Cardinals donated over 50,000 items of signed merchandise (signed footballs, jerseys, pants, shoes and hats) to non-profit organizations in 2018 raising over \$180,000 for local charities.

Finally, during a sold out season at State Farm Stadium last year, 10,000 game tickets were distributed to worthwhile organizations throughout the Valley.






## ABOUT STATE FARM STADIUM

State Farm Stadium is a prime example of sophisticated engineering, technology, and design. Regarded as one of the finest venues in sports, it features both a retractable roof and retractable natural grass playing field, setting an industry standard for design excellence and providing the ultimate in fan comfort. The

field allows flexibility to transform State Farm Stadium from a football-ready field to an unrestricted stadium floor in less than an hour at the push of a button.

Opened in 2006, the stadium was designed to host Super Bowls, blockbuster concerts, NCAA tournaments, and numerous other entertainment events and activities. The world-class venue attracts record crowds for the franchise and allowed the team to sell-out every game played at the venue to date. The stadium served as the site of two of the most-watched Super Bowls in history - Super Bowl XLII between the New York Giants and the New England Patriots and Super Bowl XLIX between the Patriots and Seattle Seahawks. In 2019, the stadium experienced its largest crowd to date when 77,653 fans attended the Garth Brooks concert. State Farm Stadium also plays host to the annual Fiesta Bowl and has hosted the BCS National Championship game twice.

In May of 2018, the league announced that the biggest event in American sports is returning to State Farm Stadium for the third time, as Arizona was selected to host Super Bowl LVII that will cap the 2022 NFL season.



In July of last year, the NCAA announced that the 2024 Men's Final Four will be held at State Farm Stadium.

**RENOVATING THE NEST:** By the time Arizona hosts Super Bowl LVII, over \$100 million in recent renovations will have occurred in and around State Farm Stadium.

"We want to make sure the building constantly feels fresh," team president Michael Bidwill said of the fan experience. "This is what the game is about. It's about the fans." Among the upgrades at State Farm Stadium:

Stadium Club Area Renovation (\$28 million): In 2017, the Cardinals revealed the first part of a two-phase expansion and renovation of the Club areas on the east and west sides of the stadium.

In addition to enhancing and expanding the pre-existing areas, the project included the creation of "Flight Lounge" which provides an intimate bar setting and features different brands of wine each week. Another major addition was the high-end "Bubble Lounge," a full-service bar that specializes in champagne and wine and features a ticketed pregame brunch experience through kickoff and an upscale a la carte menu beginning in the second quarter.







That phase also included the renovation of the bar areas on the Club level, going from six beer taps to 16. The primary 50-Yard lounges now include large (12' x 60') videoboards to easily permit viewing of eight games at one time.

Completed last offseason, phase two entailed completely renovating the balance of the Club level. A highlight of phase two was "The Tail Feather," a new speakeasy style lounge and full-service bar that offers fans an electric, Art Deco atmosphere. Located on the northeast side of the stadium, "The Tail Feather" rivals the "Bubble Lounge" on the west side.

The phase two renovation also included new bars and food service areas in all four corners, new flooring and lighting, additional TVs, a new sound system and all new furniture.

A specialty lounge area, the "Bird's Nest," also has a new bar and food buffet, extensive millwork finishes and new furniture. Finally, all restrooms were completely renovated with new flooring, ceilings, lighting, wall tile, and a stone vanity.

New Parking Lot, Pedestrian Tunnel & Bridge, Security Structures (\$28 million): The "Black Lot" which features 4,015 additional parking spaces, opened prior to the 2018 season. Located between 95th and 91st avenues, the lot has access to the stadium grounds via a pedestrian tunnel and a pedestrian bridge.

The tailgating areas were also upgraded and permanent shaded structures were built for security checkpoints.

Technology Upgrades (\$25 million): Prior to the 2014 NFL season, State Farm Stadium underwent a \$20 million upgrade to help improve the game-day experience. As part of a collaboration between the Cardinals and the Arizona Sports & Tourism Authority (AZSTA), the videoboards at the north and south ends were upgraded and now feature high contrast technology for the clearest image quality. The Cardinals also undertook a significant project to upgrade the tele-

communications systems for improved wireless coverage at the stadium. The team installed a state-of-the-art Cisco HD Wi-Fi system to allow fans access to high-speed internet in their seats and in all public areas of the stadium, which now features seven times as many total access points distributed throughout the venue and 10 times as much bandwidth.

In 2016, the stadium received yet another upgrade when a new state-of-the-art sound system was installed.

**ARCHITECTURE:** World-renowned architect Peter Eisenman, in partnership with HOK Sport and Hunt Construction Group, created a state-

of-the-art design that has already become a distinctive Arizona landmark. The stadium's exterior skin takes its design cue from the barrel cactus and features alternating sections of shimmering metal panels intended to reflect the shifting desert light alongside magnificent vertical glass slots allowing fans a spectacular view of the horizon from any level of the interior.

**RETRACTABLE FIELD:** State Farm Stadium also features a unique rollout natural grass playing field, contained in a single tray weighing 18.9 million-pounds (234 feet wide, 403 feet long). The first completely retractable field in the United States, it is positioned inside the stadium on game days to offer the preferred natural-grass playing surface for football and outside the stadium for the remaining 350+ days of the year to receive sunlight and watering. The field tray is powered by electric motors mounted on steel wheels riding on tracks embedded in the concrete floor and takes approximately 60





minutes to move completely. The flexibility of this unique design allows State Farm Stadium to serve as a true multipurpose venue featuring a 160,000 square-foot event floor for other events.

**RETRACTABLE ROOF:** Atop the stadium roof are two large retractable panels that open and close on an arc. The panels and much of the roof are made of a translucent fabric called Birdair that enables light to penetrate and gives the venue an open, airy feel. When closed it also allows for an air conditioned environment during the hot months but the roof can be opened during cooler times of the year to take advantage of Arizona's patented sunshine. The roof takes about 10 minutes to open or close.

**SCOREBOARDS:** As part of a collaboration between the Cardinals & the Arizona Sports

& Tourism Authority (AZSTA), videoboards at the north & south ends were upgraded prior to the 2014 season. Both are more than triple the size of the previous ones. At the south end is a high-definition LED video display that measures 54 feet high by 164 feet wide and provides an additional 8,856 square feet of live video and replays. Featuring a 13HD pixel layout for crisp, clear imagery and 75% higher resolution, the display is capable of showing one large image to highlight live video and instant replays. It can also be divided into separate sections to show additional stats and information that fans want. The videoboard at the north end is also triple the size of the previous one, measuring 27 feet high by 97 feet wide. Both displays feature high contrast technology for the best in image quality.

## BY THE NUMBERS

<b>1.7 million</b>	Square footage of stadium	<b>740</b>	Approximate number of feet the field must move to get into the stadium
<b>134</b>	Number of sellouts (including preseason and postseason) in the first 13 seasons at State Farm Stadium (compared to just 12 in 18 seasons at Sun Devil Stadium)	<b>18.9 million</b>	Weight (in pounds) of the retractable field
<b>2</b>	Super Bowls held at State Farm Stadium - XLII in 2008 (Giants over Patriots) and XLIX in 2015 (Patriots over Seahawks)	<b>21</b>	Number of vertical slots on the exterior wall of stadium
<b>170</b>	False starts for Cardinals opponents at State Farm Stadium since it opened in 2006. That is the most in the NFL during that span.	<b>30</b>	Height in feet of the giant numbers designating the three main entrances to the stadium
<b>2017</b>	Year the stadium played host to Arizona's first-ever NCAA Men's Basketball Final Four	<b>10</b>	Number of elevators for public use in stadium
<b>4-0</b>	Cardinals record at home in the postseason since beginning play at State Farm Stadium	<b>18</b>	Number of escalators for public use in stadium
<b>7,501</b>	Total number of club seats in stadium	<b>8,000</b>	Tons of cooling used by the stadium's air conditioning
<b>7</b>	Number of club lounges	<b>454,785</b>	Votes in favor of Proposition 302 stadium legislation in 2000
<b>1.3 billion</b>	Economic impact of the stadium hosting a Pro Bowl, Super Bowl, College Football National Championship Game and the NCAA Men's Final Four during a 26-month stretch in 2015-17.	<b>1,218</b>	Days between the stadium groundbreaking (4/12/03) and the inaugural game at the stadium (8/12/06)
<b>100 million</b>	Dollars being spent on improvements in and around State Farm Stadium between when the venue hosted Super Bowl Super Bowl XLIX and when it will host Super Bowl LVII following the 2022 season.	<b>16,340</b>	Total number of jobs created by Proposition 302; overall economic impact is \$1.95 billion
<b>10</b>	Approximate number of minutes it takes to open/close the roof	<b>2.6 million</b>	Total number of hours put in by workers during construction project
<b>18.5 million</b>	Approximate weight (in pounds) of the roof	<b>900</b>	Length in miles of a sidewalk that could be made from the amount of concrete used on the stadium (roughly the distance from Phoenix to San Francisco)
<b>60</b>	Approximate number of minutes to roll the field into the stadium	<b>10,000</b>	Approximate number of individual Crown Cor panels that make up the metallic skin of the stadium's exterior
		<b>77,653</b>	Attendance for the Garth Brooks concert held at State Farm Stadium in March of 2019. It was the largest crowd for any event held at the venue since it opened in 2006.



**INFORMATION TECHNOLOGY:** State Farm Stadium has an IP infrastructure that supports telecommunications throughout the Stadium. The voice and data communication network infrastructure is built entirely on Cisco equipment. All telecommunications services for voice, data, and video broadcast distribution are provided by COX Business Services and are provided via redundant services to the Stadium.

The stadium supports 2500 unique telephone DID numbers on a DS-1/PRI backbone. The Stadium provides 20Gb of Internet bandwidth, which can be adjusted as needed to support any technology requests that come to the stadium, and additional bandwidth can be requested in advance to increase the capacity as needed.

In 2013 the Stadium DAS system upgrade began using Crown Castle and a neutral host system. In 2014, the system was completely finished and hosts all major carriers, Verizon, AT&T, T-Mobile, and Sprint, and has multiple 4G-LTE sectors for each carrier, according to the needs of each.

In 2014 the Stadium Computing Network and Wi-Fi Systems were completely upgraded. An HD Wi-Fi System was installed throughout the stadium, which includes approximately 950 Cisco AP's and antennas, and is supported by a Cisco Prime Network infrastructure running over a 10Gb fiber optic backbone. The stadium also upgraded the Cisco Unified Communications System, replaced all Core and Edge switches and servers, as well as upgraded all security systems.

In 2015 outdoor Wi-Fi coverage was installed, starting at the Great Lawn and South Lawn, where the majority of outdoor events at the stadium take place. In addition, a network of Bluetooth Beacons were installed, which can be used for a variety of purposes, including information sharing, marketing and promotions.

**MULTI-PURPOSE:** Because of the truly unique multi-purpose nature of the facility, State Farm Stadium is able to host far more than just Cardinals home games. Since opening in August of 2006, the building has hosted a pair of Super Bowls, the 2015 Pro Bowl, the first-ever BCS National Championship game (Florida-Ohio State),

Fiesta Bowls, international soccer matches, high school football championships, high school proms, monster truck events, trade shows and conventions, the West Regionals of the NCAA men's basketball tournament, and numerous other events.

In December of 2016, State Farm Stadium hosted its 11th Fiesta Bowl and for the first time ever the game served as one of two College Football Playoff Semi-Final contests. Ohio State and Clemson met on New Year's Eve for a chance to play in the BCS National Championship Game.

Most recently, State Farm Stadium hosted Arizona's largest international soccer match in history as Haiti and Mexico took the pitch for the 2019 Concacaf Gold Cup Semifinal.

In a given year, SMG (the building's operator) successfully books 225+ event days for gatherings large, small and in between. Among those events have been concerts featuring some of the world's most popular artists, including The Rolling Stones, U2, Guns N' Roses and Metallica.

**OTHER FEATURES:** In addition to its high-design architecture and innovative design, the stadium also sets new standards for stadium comfort. Its layout provides for excellent site lines, comfortable seats, abundant restrooms and concession stands, spacious end-zone viewing decks, and wide concourses with an open design allowing for an unobstructed view of the field from both the lower and upper concourses. It is also aligned along a slight northwest to southeast axis to offer the maximum sun exposure for the grass field and maximum shade for stadium patrons. State Farm Stadium includes 88 luxury lofts - know elsewhere as "suites" - that are unlike any others in the sports industry. Featuring a bold, modern interior design, loft amenities include preferred parking, an exclusive entrance, private restrooms, multiple televisions, and in-loft catering. In addition to the lofts, a luxurious Club Level features wider seats, preferred parking, private entrances, and a climate controlled Club Lounge with multiple two-story spaces, comfortable lounge seating, plentiful TV monitors, upgraded food and beverage offerings and dedicated restrooms. State Farm Stadium is owned by the Arizona Sports and Tourism Authority.





## SPORTSMAN'S PARK

The area that surrounds and encompasses State Farm Stadium is known as Sportsman's Park. The 160-acre footprint includes car-parks, grass areas and an abundance of trees and other landscape appointments native to the area.

On-site parking accommodates 14,000 cars as part of an innovative site plan designed to create a truly unique tailgating experience for fans.

A tree-lined expanse of grass covering eight



wide promenade. In addition to the uninterrupted expanse of grass, the Great Lawn includes areas for vendors and musicians.

acres, the Great Lawn extends west from 95th Avenue to the Loop 101. The lawn stretches over 1,000 feet and is designed for use by fans while tailgating at games or to use during other activities outside the stadium. Surrounding the Great Lawn is a 50-foot

## PAT TILLMAN MEMORIAL

The plaza surrounding State Farm Stadium is known as the Pat Tillman Freedom Plaza, in honor of the former Cardinals safety who was killed in action on April 22, 2004 while serving his country as a member of the elite Army Ranger unit.

Fans attending home games can visit the Pat Tillman Memorial located at the northwest side of the plaza. The memorial includes a large bronze sculpture of Tillman on the eastern side and a circular reflection pond on its western side.

The sculpture is approximately eight-feet tall, weighs over 500 pounds, and took nearly nine months to complete. After an extensive search, the Cardinals selected artists Omri Amrany and Gary Tillery to create the sculpture. The sculptors con-



sulted with the team and Pat's wife, Marie, who worked to select the image of Tillman that would best convey his character and spirit. Serving as a backdrop to the sculpture is a nine-foot tall curved wall made of concrete that measures 42 feet across, symbolic of Tillman's jersey number at Arizona State.

The brimming pool of water on the western side consists of a large 60-foot circular pond made of black concrete and stainless steel. Intended to create a pool of tranquility, it has a surface area of 2,300 square feet.

To the west of the memorial is a grove of 40 Oak trees that symbolizes the jersey number Tillman wore as an Arizona Cardinal and the entire area is surrounded by a grove of Ash and Oak trees.

## CARDINALS PRESERVE PAT TILLMAN'S LOCKER AT TEMPE FACILITY

On September 11, 2015, the 14th anniversary of the 9/11 terrorist attacks, the Cardinals unveiled the locker of former safety Pat Tillman at the team's Tempe Training Facility.

A new locker room was built as part of a two-year, \$15 million renovation of the facility, but Tillman's locker was preserved to display in a glass enclosure between the weight room and cafeteria. Included in the locker are Tillman's jersey, helmet, shoulder pads and draft card, along with a description of his life and career.

"We've decided to preserve Pat Tillman's locker, and tell his story," team president Michael Bidwill said at the unveiling ceremony. "Many of our future players, and even current players, may not know the stories of the Cardinals. But we wanted to tell the stories and talk about the history, the history of our organization and the history of Pat Tillman."

After a decorated career at Arizona State University, Tillman was selected in the seventh round (226th overall) of the 1998 NFL Draft by the Cardinals and he played for Arizona from 1998-2001 before enlisting in the U.S. Army in 2002. He was killed in action in Afghanistan on April 22, 2004.

Tillman's No. 40 is retired by the Cardinals and he is a member of the team's Ring of Honor.







## STATE FARM SECURES STADIUM NAMING RIGHTS

In September of 2018, the Cardinals and State Farm announced an 18-year naming rights commitment that resulted in the team's home venue becoming State Farm Stadium.

"We were intent on finding a relationship that was an ideal fit with our organization and this community in terms of values, priorities and culture," said Cardinals President Michael Bidwill. With State Farm, we absolutely did that. While this is a comprehensive marketing agreement, there will be a major focus on community programs that will have a positive impact across our state. State Farm is one of the most-respected and recognizable brands in the world and Phoenix is fortunate to be one of its three hub markets."

"State Farm is committed to making a difference and so are the Arizona Cardinals," said State Farm Chairman and Chief Executive



Officer Michael Tipsord. "Working with them gives us the chance to build even stronger communities in Arizona and helps us build our brand nationally."

Arizona is home to one of three of State Farm regional hubs. State Farm is an active member of the local community employing approximately 7,000 individuals. State Farm prides itself on activating its workforce in the communities they reside. Over the past four years, State Farm staff has volunteered over 2 million hours in their respective communities.

## CARDINALS AND ARIZONA FORD DEALERS HOST NFL DRAFT PARTY AT STATE FARM STADIUM

The Arizona Cardinals 2019 Draft Party presented by Arizona Ford Dealers took place on Thursday, April 25 on the Great Lawn outside State Farm Stadium.

Fans had the opportunity to meet Cardinals players, team mascot Big Red and saw the 2019 Cardinals Cheerleaders for the first time while watching live NFL Network coverage of the draft on giant video boards.

Cardinals merchandise, including 2019 draft gear, was available for purchase, and food and beverages were available at the team's Primetime Grill and local food trucks.



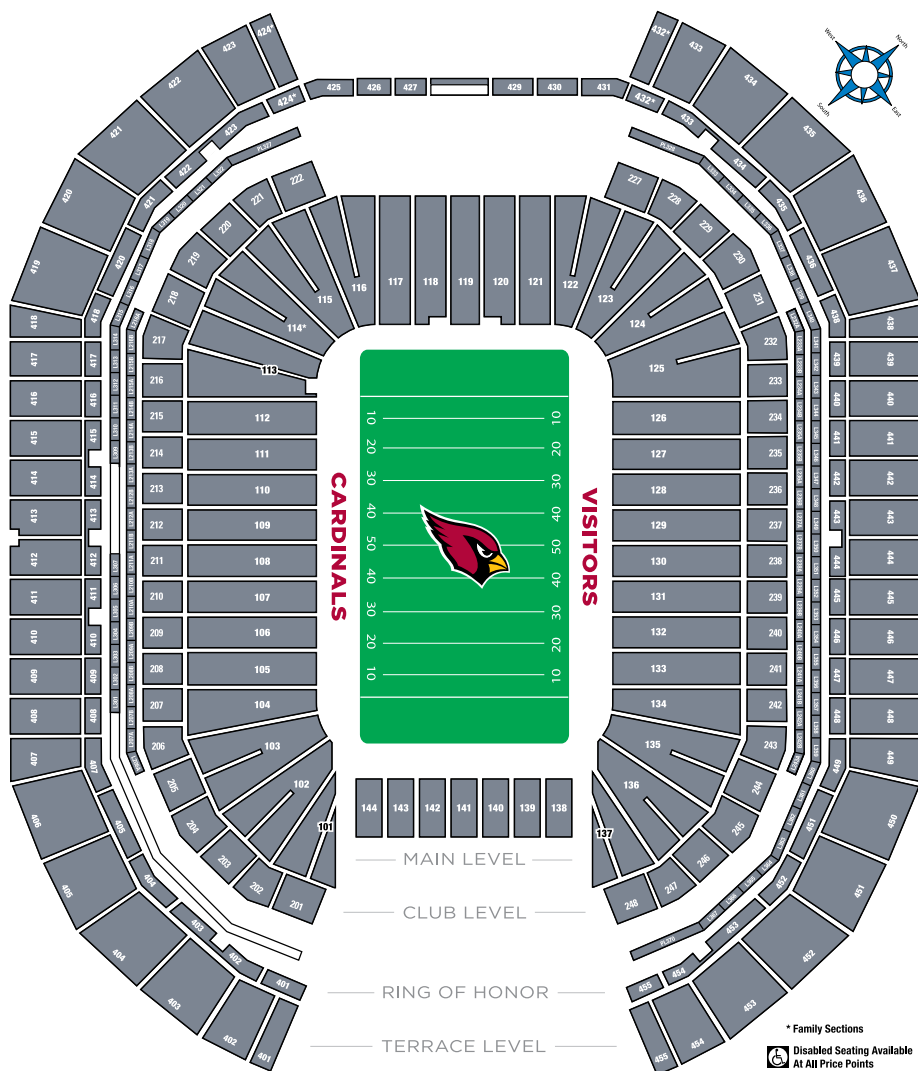
A special post-draft fireworks show concluded the party following the completion of the first round.

### Some of the other activities for fans at the draft party included:

- Kid's Interactive Zone: Featuring combine activities and inflatables
- Autographs: Cardinals players, coaches and cheerleaders signed autographs and posed for pictures
- Entertainment: Options included a 200-foot zip line along with face painters and balloon artists for guests to enjoy
- Cox Fan Zone: The Fan Zone included the "Fan Face Augmented Reality Photo" opportunity where guests of all ages got their game face on and become the ultimate Cardinals fan. Each fan could have their face transformed with a Cardinals themed filter to share with family and friends.
- Big Red Siren: Fans could take their picture on the Cardinals "Big Red Siren"
- Jr. Cheer Mini-Clinic: Girls ages 5-14 took part in a free Jr. Cheer mini-clinic taught by members of the Cardinals Cheerleaders



## STATE FARM STADIUM SEATING



## CARDINALS PRIMARY HOME STADIUMS

Since the NFL was founded in 1920, the following venues have served as the primary site for Cardinals home games:

1920-1921 . . . Normal Park, Chicago \*  
 1922-1925 . . . Comiskey Park, Chicago  
 1926-1928 . . . Normal Park, Chicago \*  
 1929-1930 . . . Comiskey Park, Chicago  
 1931-1938 . . . Wrigley Field, Chicago  
 1939-1958 . . . Comiskey Park, Chicago \*\*

1959 . . . . . Soldier Field, Chicago  
 1960-1965 . . . Busch Stadium, St. Louis \*\*\*  
 1966-1987 . . . Busch Memorial Stadium, St. Louis  
 1988-2005 . . . Sun Devil Stadium, Tempe  
 2006-. . . . . State Farm Stadium

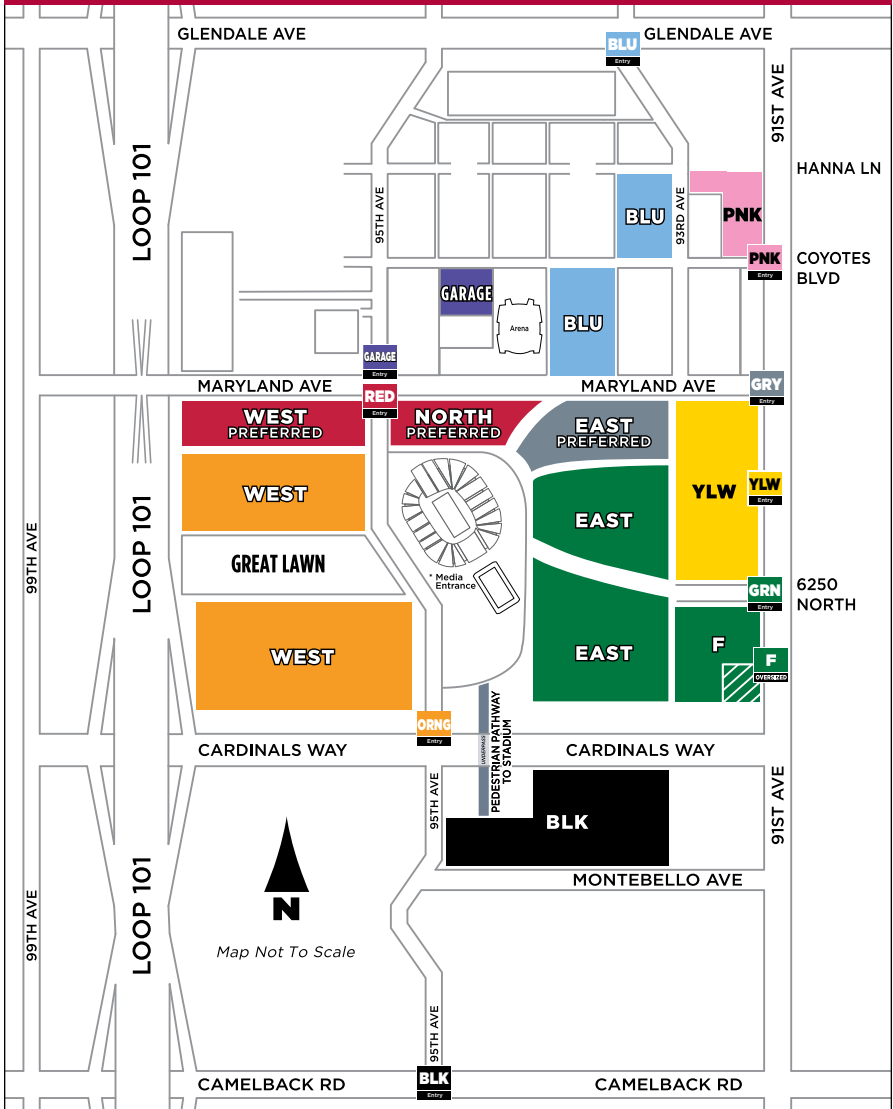
\*\*\* Normal Park was also known as Normal Field

\*\*\* In 1944, the Cardinals and Steelers merged during WWII and home games were split between Comiskey Park and Pittsburgh's Forbes Field

\*\*\* Busch Stadium was known as Sportsman's Park from 1909-1952; the Cardinals moved to the newly-opened Busch Memorial Stadium in 1966



# STATE FARM STADIUM PARKING



<b>WP</b> West Preferred Use <b>RED</b> Entry	<b>F</b> Field Use <b>GREEN</b> Entry	<b>BLU</b> Blue Carpark Use <b>BLUE</b> Entry
<b>NP</b> North Preferred Use <b>RED</b> Entry	<b>F</b> Oversized Use <b>OVERSIZED</b> Entry	<b>GARAGE</b> Purple Garage Use <b>GARAGE</b> Entry
<b>EP</b> East Preferred Use <b>GREY</b> Entry	<b>W</b> West Carpark Use <b>ORANGE</b> Entry	<b>PNK</b> Pink Carpark Use <b>PINK</b> Entry
<b>E</b> East Carpark Use <b>GREEN</b> Entry	<b>YLW</b> Yellow Carpark Use <b>YELLOW</b> Entry (Southbound Only Access)	<b>BLK</b> Black Carpark Use <b>BLACK</b> Entry



## STATE FARM STADIUM GENERATED \$1.3 BILLION FOR VALLEY ECONOMY

According to a study completed by the Seidman Research Institute, W.P. Carey School of Business at Arizona State University, a three-year run of major sporting events hosted at State Farm Stadium poured \$1.3 billion into the Valley's economy.

This unprecedented stretch began with 2015 Pro Bowl and Super Bowl XLIX (\$720 million), continued with the 2016 CFP National Championship Game (\$274 million) and concluded with the 2017 NCAA Men's Basketball Final Four (\$325 million).

"From day one, the vision for this stadium was to build a world-class, multi-purpose facility capable of hosting the most prestigious events in sports so that our community could reap the immense benefits," said Cardinals President Michael Bidwill. "[This] news is a testament not only to all those who believed in that vision but the countless individuals who tirelessly worked to both attract and successfully stage these events."

A separate Nielsen Sports survey shows that the benefits of mega sporting events go beyond the massive financial windfall. According to the study, 90 percent of Valley residents say the three-year run had a positive impact on the community, and 78 percent say hosting these events is important.

"Mega sporting events are a huge benefit to Arizona's economy, generating millions in revenue and tax dollars and providing incredible national and international media exposure for our state," Gov. Doug Ducey said. "And they foster community pride as residents come together to celebrate the spirit of elite athletic competition."

Below is a glance at some of the major moments that have taken place at the Cardinals home stadium.

### 2007 BCS National Championship Game – Florida 41, Ohio State 14

No. 2 Gators upset previously unbeaten Ohio State in first BCS National Championship Game.

### Super Bowl XLII – New York Giants 17, New England Patriots 14

Eli Manning leads Giants to TD with under a minute left to end Patriots' hopes of a perfect season

### 2011 BCS National Championship Game – Auburn 22, Oregon 19

Led by Heisman winner Cam Newton, Auburn completes undefeated season with FG as time expires

### Super Bowl XLIX – New England Patriots 28, Seattle Seahawks 24

Malcolm Butler's goal-line INT gives Patriots fourth Super Bowl victory and ends Seahawks bid for repeat

### 2016 CFP National Championship Game – Alabama 45, Clemson 40

Alabama captures fourth national title in eight years after second-half offensive shootout

### 2017 NCAA Men's Basketball Final Four

North Carolina won its first national title since 2009 in a showdown between No. 1 seeds

Other major events held at State Farm Stadium include the 2015 Pro Bowl, Wrestlemania XXVI in 2010, three games of the Copa America Centenario in 2016, and the Fiesta Bowl annually since 2007. The Fiesta Bowl hosted a CFP semifinal game for the 2016 season, in which Clemson defeated Ohio State 31-0 and went on to win the national championship. It is slated to host semifinals again for the 2019/20, 2022/23 and 2025/26 college football seasons.

State Farm Stadium will host its third Super Bowl when the venue plays host to Super Bowl LVII to cap the 2022 season.







## CARDINALS CHEERLEADERS

Whether it's performing at all Arizona Cardinals home games, community service involvement, appearances at other sporting and civic events, or just signing autographs, the Arizona Cardinals Cheerleaders are recognized throughout the country for their talent, exciting dance routings and professionalism.

The cheerleaders have performed throughout the United States, Mexico, and Canada.



## CARDINALS CHEERLEADERS

At the invitation of the Pentagon, the cheerleaders also have entertained U.S. military troops in Saudi Arabia, Kuwait, Bosnia, Egypt, Greenland, Kosovo, Bahrain and China.

Through their talent, showmanship, enthusiasm and dedication to their community and country, the cheerleaders have established themselves as an integral part of the Cardinals organization.



## BIG RED

### Biography

**Hatched:** October 4, 1998

**Home:** State Farm Stadium

**Height:** 6'-4"

**Wingspan:** Seven feet

**Position:** Center (of attention!)

**Favorite Foods:** Bird seed and gummy worms (no chicken wings)

**Favorite Song:** "Bird Is The Word"

**Off The Field:** Big Red can be found throughout Arizona at schools, charity events, and birthday parties.





## CARDINALS BROADCASTING

### CARDINALS ON THE RADIO

The Cardinals are pleased to continue their partnership with Bonneville/KTAR in 2019. KTAR has been the flagship radio station for the Cardinals since 2005.

### GAME-DAY RADIO PROGRAMMING

In 2019, Cardinals games will air on 98.7 FM Arizona's Sports station. 98.7 FM Arizona's Sports station will also air pre-game and post-game programming for every contest.

Calling the play-by-play for his 18th straight season with the Cardinals is Dave Pasch. He joined the team in 2002 after three seasons as the football and basketball voice of Syracuse University. In addition to Cardinals broadcasts, Pasch can be seen on ESPN calling NBA action as well as college football and basketball.

Joining Pasch for his 15th year as radio analyst is Ron Wolfley, former player, four-time Pro Bowl selection and special-teams standout with the Cardinals, who selected him in the fourth round of the 1985 draft. One-half of the "Doug and Wolf Show" on 98.7 FM Arizona's Sports station, the Buffalo, NY native played collegiately at West Virginia before enjoying a 10-year NFL career with the Cardinals (1985-91), Browns (1992-93) and Rams (1995).

For the 15th consecutive season, 98.7 FM Arizona's Sports station talk-show host and Cardinals reporter Paul Calvisi will provide sideline commentary during the game broadcasts.

Game-day programming begins four-and-a-half hours prior to kickoff on 98.7 FM Arizona Sports station with "Cardinals Early Bird," a half-hour look at the week of preparation featuring content from The Cardinals Red Sea Report, Cardinals Underground, The Big Red Rage and more.

Three hours prior to kickoff is "The Arizona Cardinals NFL Kickoff Show" hosted by Cardinals digital correspondent Craig Grialou. Grialou is joined by azcardinals.com insiders Darren Urban and Kyle Odegard. The show spotlights the upcoming Cardinals matchup and the latest game day news from around the NFL.

Two hours prior to kickoff, Calvisi will be joined by former Cardinals linebacker Rob Fredrickson and former defensive end Bertrand Berry for the "Arizona



**Dave Pasch**



**Ron Wolfley**



**Paul Calvisi**

Cardinals Pre-Game Huddle." Fredrickson played with the Cardinals from 1999-2002 and Berry spent 12 years in the NFL, including playing for the Cardinals from 2004-2009.

"Cardinal Talk," a post-game fan-interactive program, can be heard immediately following each contest on 98.7 FM Arizona's Sports station. Hosted by Grialou and fellow digital correspondent Mike Jurecki, "Cardinal Talk" allows fans to give their opinion on each game and hear expert analysis from Fredrickson and Berry.

### WEEKDAY RADIO PROGRAMMING

Grialou hosts "The Cardinals Red Sea Report," a one-hour show airing each Tuesday at 11:00 AM on ESPN 620 AM. The program reviews the previous Cardinals game, provides NFL updates and features analysis from Berry and Jurecki.

Returning to the airwaves for its 19th year is "The Big Red Rage." Live from Majerle's in Chandler for the 12th consecutive season, "The Big Red Rage" is co-hosted by Paul Calvisi and Ron Wolfley, who will be joined by two players for each program. The show airs from 6:00-7:00 PM on Thursday evenings throughout the season on 98.7 FM Arizona's Sports station. If there is a scheduling conflict with a Diamondbacks or Suns game, the show will air on ESPN 620 AM. Check [www.azcardinals.com](http://www.azcardinals.com) or @AZCardinals on Twitter for date and time updates.

### SPANISH RADIO

Over the last 19 seasons, the Cardinals have reached out to its Spanish language speaking fans by becoming the first professional team in Arizona to offer all games on Spanish radio (2000) and launching a Spanish language version of the team's web site [www.azcardenales.com](http://www.azcardenales.com) (2007). Plus, the team has Spanish-language social media accounts on Instagram (@azcardenales) and Twitter (@azcardenales).



### CARDINALS RADIO AFFILIATES

Name	Call Letters	Station City	Name	Call Letters	Station City
KTAR	98.7 FM	Phoenix	KZUA	92.1 FM	Holbrook
KATO	1230 AM	Safford	KBLU	560 AM	Yuma
KAZM	780 AM	Sedona	KNKI	106.7 FM	Show Low
KNTR	980 AM	Lake Havasu	KIKO	1340 AM	Miami
KDDL/KQNA	94.3 FM	Prescott Valley	KGMN	100.1 FM	Kingman
KTZR	1450 AM	Tucson	KWRK/KCAZ	96.1 FM	Window Rock
KVNA	600 AM	Flagstaff			



The broadcast team of Gabriel Trujillo (play-by-play), and former Cardinals offensive lineman Rolando Cantú (analyst) will be back again in 2019. Trujillo returns for his 20th season of play-by-play with the Cardinals. From 2000-2005, he also called the action in Spanish for the Phoenix Suns. Cantú played with the Cardinals for two seasons (2005-06), and during the 2005 season, he became the first Mexican born player (non-kicker) to ever take the field in an NFL regular season game. In addition to his broadcast duties, Cantú is also the team's Manager of International Business Ventures.

The Cardinals Spanish-language game broadcast airs locally in Phoenix on Latino Mix 100.3 FM and Univision Deportes Radio 105.3 FM. Games can also be heard in Tucson and surrounding areas on Toño 92.5 FM.

In addition to the game broadcasts, Latino Mix 100.3 FM and Univision Deportes Radio 105.3 FM also air two pregame shows – Primera Y Diez (First & 10), a Spanish-language pregame show summarizing everything happening around the NFL as well as Conteo Progresivo (Countdown), a Spanish-language pregame show focusing specifically on the Cardinals and their upcoming opponent.

Following each Cardinals game, Latino Mix 100.3 FM and Univision Deportes Radio 105.3 FM will also



Gabriel Trujillo



Rolando Cantu

broadcast the team's postgame show, Punto Extra (Extra Point), a 15-minute Spanish-language show recapping the action.

For the 11th straight season, the Cardinals will also bring the Spanish language broadcast to fans in Mexico. The team has partnered with Larsa Comunicaciones (Larsa Communications Group), the leading radio network in northern Mexico to bring the broadcast to 41 stations in 20 cities throughout Mexico, including Guadalajara, Puerto Vallarta, Hermosillo and Mexico City.



## CARDINALS ON TELEVISION

### PRE-SEASON TV

The Cardinals are pleased to continue their partnership with KPNX 12 News, the exclusive home for pre-season television and other Cardinals programs. 12 News will carry three of the four preseason telecasts in 2019, beginning on August 8. Dave Pasch (play-by-play) will be joined by Ron Wolfley (analyst) and Paul Gerke (pre-game/sideline reporter) on the call. Fox Sports Arizona will replay the three preseason telecasts. The August 15th game vs. the Oakland Raiders will be carried nationally by ESPN.



"Cards OT" is a live post-game show airing on Fox Sports Arizona after regular season home games, providing fans with an immediate breakdown of the game. Jody Jackson hosts with former NFL players

Bertrand Berry and Glenn Parker serving as analysts. The program begins approximately 15 minutes after the final whistle and typically re-airs Sunday evenings.

"Cardinals Locker Room" will air immediately following Sunday Night Football on NBC and will provide all of the highlights and analysis from the Cardinals game as well as around the NFL. The program will include appearances from Cardinals players and coaches inside the locker room following the game. (NBC 12 News, Sunday evenings following SNF\*)

\*Check weekly local listings for specific times or log on to [azcardinals.com](http://azcardinals.com) for up-to-date showtimes.

### TEAM SHOWS

There will be four Cardinals TV programs available throughout the 2019 season and into next year. "Cardinals: Season In Focus," "Cardinals Game Plan with Head Coach Kliff Kingsbury," "Cards OT," and "Cardinals Locker Room." The programs can be found on NBC 12 News (KPNX-TV), Fox Sports Arizona, and FOX 11 (KMSB-TV) in Tucson.

"Cardinals Season In Focus is a weekly half-hour program dedicated to providing a close-up view of the team, on and off the field. Each week, segments such as the popular "Wired," as well as the Emmy Award winning "Zoom" tell the story of the season, and shed light on the personalities within the team. The show is hosted by Paul Calvisi. (NBC 12 News, Saturday 6:30 PM/FS Arizona, Sunday mornings\*/FOX 11-Tucson, 6:00 AM Sunday)

"Cardinals Game Plan with Head Coach Kliff Kingsbury" allows viewers to see and hear the inside story straight from the man in charge. Co-hosted by Calvisi and Ron Wolfley, the show will feature an in-depth look at key plays from the previous week's game with an eye on the upcoming opponent and the Cardinals plan for victory. (NBC 12 News, Friday 6:30 PM/FS Arizona, Sunday mornings\*/FOX 11-Tucson, Saturday 10:00 PM)

### CARDINALS DIGITAL PROGRAMMING

Returning in 2019 is "Cardinals Cover 2," a live-streamed program that airs on the team's YouTube account ([www.youtube.com/azcardinals](http://www.youtube.com/azcardinals)) and at [www.azcardinals.com](http://www.azcardinals.com). Hosted by Craig Grialou and Mike Jurecki, "Cover 2" features news, analysis, storytelling and entertainment. The program runs year-round, each Monday, Wednesday and Friday at 3:00 PM (MST).

### CARDINALS PODCASTS

Cardinals podcasts are available for download via Apply Podcasts, Google Play Music, TuneIn, Spotify, Stitcher and SoundCloud. Episodes of Cardinals Underground, Cardinals Cover 2, the Big Red Rage, the Cardinals Red Sea Report and more can be found by searching "Arizona Cardinals Podcasts" on your preferred platform or by visiting [www.azcardinals.com/podcasts](http://www.azcardinals.com/podcasts).



## NFL CONTACTS

**National Football League**, 345 Park Ave., New York, NY 10154. Tel: (212) 450-2000. **Jocelyn Moore**, Executive VP of Communications and Public Affairs; **Jon Schwartz**, Senior VP of Communications and Public Affairs; **Traci Otley Blunt**, Senior VP of Corporate Communications; **Brian McCarthy**, VP of Communications; **Mike Signora**, Senior VP of Football and International Communications; **Darlene Capiro**, Director of Media Relations and International Communications; **Zak Gilbert**, Manager of Football Communications.

### ARIZONA CARDINALS

Mark Dalton, Chris Melvin,  
Mike Helm, Imani Suber,  
Chase Russell  
8701 S. Hardy Drive  
Tempe, AZ 85284-2800  
(602) 379-0101

### ATLANTA FALCONS

Brett Jewkes, David Bassity,  
Matt Haley, Curtis Jackson,  
Moran  
4400 Falcon Parkway  
Flowery Branch, GA 30542  
(770) 965-3115

### BALTIMORE RAVENS

Kevin Byrne, Chad Steele,  
Patrick Gleason, Tom Valente,  
Marisol Renner  
1 Winning Drive  
Owings Mills, MD 21117  
(410) 701-4000

### BUFFALO BILLS

Derek Boyko, Kevin Kearns,  
Chris Fanelli, Nicole Hendricks,  
Qadeer Morgan  
One Bills Drive  
Orchard Park, NY 14127  
(716) 648-1800

### CAROLINA PANTHERS

Steven Drummond, Ryan  
Anderson, Preston Edwards,  
Maria Vanderford  
800 South Mint Street  
Charlotte, NC 28202  
(704) 358-7000

### CHICAGO BEARS

Brandon Faber, Adam  
Widman, Aaron Clark, Ben  
Schmitz, Meghan Bower  
1920 Football Drive  
Lake Forest, IL 60045  
(847) 295-6600

### CINCINNATI BENGALS

Emily Parker, PJ Combs, Pete  
Schramm  
One Paul Brown Stadium  
Cincinnati, OH 45202  
(513) 621-3550

### CLEVELAND BROWNS

Peter John-Baptiste, Rob  
McBurnett, Dan Murphy, Mike  
Annarella  
76 Lou Groza Blvd.  
Berea, OH 44017  
(440) 891-5000

### DALLAS COWBOYS

Rich Dalrymple, Scott Agulnek,  
Joe Trahan, David Abbruzzese  
One Cowboys Parkway  
Irving, TX 75063  
(972) 556-9900

### DENVER BRONCOS

Patrick Smyth, Erich Schubert,  
Seth Medvin, Aspen Odom  
13655 Broncos Parkway  
Englewood, CO 80112  
(303) 649-9000

### DETROIT LIONS

Eamonn Reynolds, Solomon  
Williams, Greg Maiola, Megan  
Boyle, Ben Manges  
222 Republic Drive  
Allen Park, MI 48101  
(313) 216-4000

### GREEN BAY PACKERS

Jason Wahlers, Aaron Popkey,  
Sarah Quick, Tom Fanning,  
Nate LoCascio  
1265 Lombardi Avenue  
Green Bay, WI 54304  
(920) 569-7500

### HOUSTON TEXANS

Amy Palcic, Omar Majzoub,  
Allie LeClair, Nathan Edwards  
Two Reliant Park  
Houston, TX 77054  
(832) 667-2000

### INDIANAPOLIS COLTS

Steve Campbell, Matt Conti,  
Christian Edwards, Pamela  
Humphrey  
7001 West 56th Street  
Indianapolis, IN 46254  
(317) 297-2658

### JACKSONVILLE JAGUARS

Dan Edwards, Tad Dickman,  
Alex Brooks, David Wolf,  
Amanda Holt  
1 TIAA Bank Field Drive  
Jacksonville, FL 32202  
(904) 633-6000

### KANSAS CITY CHIEFS

Ted Crews, Brad Gee, Luke  
Shanno, Cydney Ricker, Jordan  
Trgovac  
One Arrowhead Drive  
Kansas City, MO 64129  
(816) 920-9300

### LOS ANGELES CHARGERS

Josh Rupperecht, Jamaal  
LaFrance, Jen Rojas, Skip  
Powers, Sr., Brock Anderson,  
Lauren Meyer  
3333 Susan Street  
Costa Mesa, CA 92626  
(714) 540-7100

### LOS ANGELES RAMS

Artis Tyman, Julia Faron,  
Tiffany White, Travis Langer,  
Joanna Hunter, Chase Isaacs  
29899 Agoura Road  
Agoura Hills, CA  
(818) 540-2016

### MIAMI DOLPHINS

Jason Jenkins, Matt Taylor,  
Theresa Garner, Brett  
Brecheisen, Renzo Sheppard,  
Sydney Wade, Gayle Baden  
7500 SW 30th Street  
Davie, FL 33314  
(954) 452-7010

### MINNESOTA VIKINGS

Bob Hagan, Tom West, Jeff  
Anderson, Jon Ekstrom, Sam  
Newton, Carly Bonk  
2600 Vikings Circle  
Eagan, MN 55121  
(952) 828-6500

### NEW ENGLAND PATRIOTS

Stacey James, Michael  
Jurovaty, Aaron Salkin, Mark  
Robbins, Anne Noland  
One Patriot Place  
Foxborough, MA 02035  
(508) 543-8200

### NEW ORLEANS SAINTS

Greg Benschel, Doug Miller,  
Justin Maccione, Evan Meyers,  
Jordan Spitalo  
5800 Airline Drive  
Metairie, LA 70003  
(504) 733-0255

### NEW YORK GIANTS

Pat Hanlon, Cory Rush,  
Jennifer Conley, Dion Dargin  
1925 Giants Drive  
East Rutherford, NJ 07073  
(201) 935-8111

### NEW YORK JETS

Eric Gelfand, Jared Winley,  
Meghan Gilmore, Nick Filis,  
Danielle Bonnett  
One Jets Drive  
Florham Park, NJ 07932  
(973) 549-4800

### OAKLAND RAIDERS

Will Kiss, Evert Geertlings,  
Katie Agostin, Mike Taylor  
1220 Harbor Bay Parkway  
Alameda, CA 94502  
(510) 864-5000

### PHILADELPHIA EAGLES

Brandon Boone, Brett  
Strohacker, Anthony  
Bonagura, John Gonoude,  
Zach Groen, Ali Waddington  
One NovaCare Way  
Philadelphia, PA 19145  
(215) 463-2500

### PITTSBURGH STEELERS

Burt Lauten, Angela Tegnella  
3400 South Water Street  
Pittsburgh, PA 15203  
(412) 432-7820

### SAN FRANCISCO 49ERS

Bob Lange, Dan Beckler, Mike  
Chasanoff, Roger Hacker, Peter  
Volmut, Emily Lucas, Tessa  
Giammona  
4949 Marie P. DeBartolo Way  
Santa Clara, CA 95054  
(408) 562-4949

### SEATTLE SEAHAWKS

Dave Pearson, Lane Gammel,  
Jeff Garza, Rich Gonzales,  
Julie Barber, Kory Kemp  
12 Seahawks Way  
Renton, WA 98056  
(425) 203-8000

### TAMPA BAY BUCCANEERS

Nelson Luis, Michael  
Pehanian, Chris King  
One Buccaneer Place  
Tampa, FL 33607  
(813) 870-2700

### TENNESSEE TITANS

Robbie Bohren, Dwight  
Spradlin, Jared Puffer, Kim  
Smith  
460 Great Circle Road  
Nashville, TN 37228  
(615) 565-4000

### WASHINGTON REDSKINS

Tony Wyllie, Zena Lewis, Sean  
Debarbieri, Jessie Johnson  
21300 Redskins Park Drive  
Ashburn, VA 20147  
(703) 726-7000





## "CARDINALS FLIGHT PLAN" RETURNS IN 2019

For the second consecutive year, the Cardinals gave fans a behind the scenes look at the team's off-season with a multi-episode Cardinals Flight Plan series on Facebook Watch and YouTube.

The second season of the Emmy Award winning docuseries Cardinals Flight Plan debuted in February. The first season of the show in 2018 garnered over 14 million views on Facebook Watch.

The season two debut – Episode One: Sudden Change – aired on February 7) and chronicled the end of the Cardinals 2018 season and the changes that followed, including the hiring of new Head Coach Kliff Kingsbury.

Cardinals Flight Plan provided an in-depth look at the busy offseason, with exclusive access to free agency, along with the process leading up to the 2019 NFL Draft and the Cardinals' #1 overall pick.

### Season two of the series featured eight episodes:

**Episode One: Sudden Change** – Inside the hiring of head coach Kliff Kingsbury, WR Larry Fitzgerald's return, and catching up with some of the team's top players during their offseason.

**Episode Two: Foundations** – Kingsbury's upbringing, Adrian Wilson at the 2019 Reese's Senior Bowl, and an introduction to the 2019 coaching staff.

**Episode Three: Golden Ticket** – With the #1 overall pick in the 2019 NFL Draft, all eyes were on the Cardinals at the NFL Scouting Combine. GM Steve Keim Kingsbury navigate the speculation.

**Episode Four: New Year's Day** – NFL free agency gets underway, and the Cardinals make big moves.

**Episode Five: Compete Every Day** – Keim and Kingsbury prepare for the 2019 NFL Draft and the players return for voluntary workouts.

**Episode Six: On The Clock** – Inside the Draft Room as Keim, Kingsbury and team president Michael Bidwill select the 2019 draft picks.

**Episode Seven: Follow The Leader** – Fans receive an in-depth look on what it's like to learn from WR Larry Fitzgerald and receive a glimpse of what the superstar does behind the scenes.

**Episode Eight: Summer School** – In the final episode, Keim takes a big picture look at the off-season as the team goes through minicamp.

**HOW TO WATCH:** Regardless of whether they have a Facebook account, viewers can watch each episode of the series by going to [www.facebook.com/cardinalsflightplan](http://www.facebook.com/cardinalsflightplan). Fans can also watch on YouTube by visiting [www.youtube.com/azcardinals](http://www.youtube.com/azcardinals). Bonus content was also released in between episodes throughout the series. To watch the full 2019 and 2018 seasons of Cardinals Flight Plan, visit: [www.facebook.com/cardinalsflightplan](http://www.facebook.com/cardinalsflightplan) and [www.youtube.com/azcardinals](http://www.youtube.com/azcardinals).

## CARDINALS MEDIA RELATIONS CONTACTS

### Mark Dalton . . . Senior Vice President, Media Relations

Direct Phone . . . . . 602/379-1720

E-mail . . . . . [mdalton@cardinals.nfl.net](mailto:mdalton@cardinals.nfl.net)

### Chris Melvin . . . . . Director, Media Relations

Direct Phone . . . . . 602/379-1882

E-mail . . . . . [cmelvin@cardinals.nfl.net](mailto:cmelvin@cardinals.nfl.net)

### Mike Helm . . . . . Manager, Media Relations

Direct Phone . . . . . 602/379-1647

E-mail . . . . . [mhelm@cardinals.nfl.net](mailto:mhelm@cardinals.nfl.net)

### Chase Russell . . . . . Media Relations Coordinator

Direct Phone . . . . . 602/379-1620

E-mail . . . . . [crussell@cardinals.nfl.net](mailto:crussell@cardinals.nfl.net)

### Imani Suber . . . . . Media Relations Coordinator

Direct Phone . . . . . 602/379-1724

E-mail . . . . . [isuber@cardinals.nfl.net](mailto:isuber@cardinals.nfl.net)



**ARIZONA  
CARDINALS**

**2019 Media Guide Credits:** Written and edited by the Arizona Cardinals Media Relations department: Mark Dalton, Chris Melvin, Mike Helm, Chase Russell and Imani Suber, with special acknowledgement to all past Cardinals public and media relations staff members who have contributed to this publication through the years. Primary photography provided by team photographer Gene Lower and Peter Vander Stoep. Special editorial and statistical assistance provided by Santo Labombarda and the Elias Sports Bureau as well as Pete Fierle and the Pro Football Hall of Fame. Additional editorial assistance from T.J. Troup and Michael Brenner. **Design:** Mike Chavez and Amy Robinson.



## INDEX

100-Yard Receiving Games . . . . .	216-218	Miscellaneous Records, Team . . . . .	235
100-Yard Rushing Games . . . . .	214-215	Miscellaneous Stats, 2018 . . . . .	208
1947 Championship Team . . . . .	247-248	Mobile App . . . . .	68
2018 Final Statistics . . . . .	190-191	NFL 100 Celebration . . . . .	179
2019 Cardinals Schedule . . . . .	1	Offensive Rankings, Year-By-Year . . . . .	357
300-Yard Passing Games . . . . .	219-220	Overtime Games . . . . .	360
All-Time Roster, Alpha & Numerical . . . . .	251-267	Participation, 2018 . . . . .	206-207
Assistant Coaches, All-Time . . . . .	352-353	Passing Yards, Single-Game Best . . . . .	211
Assistant Coaches (Bios) . . . . .	15-37	PFWA Awards, 2018 . . . . .	45
Attendance Records, Game/Season . . . . .	235	Player/Rookie of the Month, All-Time . . . . .	59
Awards (All-NFL/Postseason) . . . . .	361-363	Player of the Week, All-Time . . . . .	359
Bidwill, Michael J. (Bio) . . . . .	6-8	Player Personnel (Bios) . . . . .	38-46
Bidwill, William V. (Bio) . . . . .	5	Playoffs, All-Time . . . . .	236
Bidwill Coaching Fellowship . . . . .	43	Postseason Records, Individual/Team . . . . .	236-238
Big Red . . . . .	385	PR Contacts (NFL) . . . . .	388
Birthdays, Cardinals Players & Coaches . . . . .	79	Preseason Results, All-Time . . . . .	329-332
Broadcasting Info . . . . .	386-387	Primetime Games, All-Time . . . . .	350-351
Cardinals Way . . . . .	104	Pro Bowlers, Alphabetical . . . . .	358
Calendar, 2019 NFL Events . . . . .	11	Pro Bowlers, By Year . . . . .	357
Charities . . . . .	372-373	Quarterbacks, 1960-2018 . . . . .	349
Cheerleaders . . . . .	385	Radio Affiliates . . . . .	386
Community Involvement . . . . .	374-375	Receiving Yards, Single-Game Best . . . . .	212
Daylight Saving . . . . .	172	Results, Year-By-Year . . . . .	270-328
Defensive Rankings, Year-By-Year . . . . .	358	Retired Jerseys . . . . .	268
Defensive Statistics, 2018 . . . . .	200-202	Ring of Honor (Current Members) . . . . .	354-356
Defensive Touchdowns, 1960-2018 . . . . .	353-354	Ring of Honor (Carson Palmer Induction in 2019) . . . . .	48
Dignity Health Arizona Cardinals Training Center . . . . .	165	Rushing Yards, Single-Game Best . . . . .	210-211
Directory, Cardinals Staff . . . . .	3-4	Schoenfeld Memorial Press Box . . . . .	332
Draft Class, 2019 . . . . .	135	Shutouts, All-Time . . . . .	345
Draft History . . . . .	370-376	Spanish Broadcasts . . . . .	387
False Starts at State Farm Stadium . . . . .	64	Special Teams Touchdowns, 1960-2018 . . . . .	348
Flight Plan Series, 2019 . . . . .	389	Statistical Leaders, Year-By-Year . . . . .	339-343
Game Summaries, 2018 . . . . .	198-205	Team-By-Team Results, NFL . . . . .	333-338
Game Summaries, Postseason in Arizona . . . . .	239-244	Thanksgiving Games . . . . .	351
Game-By-Game Stats, 2018 . . . . .	196-197	Tillman Locker at Training Facility . . . . .	380
Greatest Comebacks, All-Time . . . . .	229-231	Tillman Memorial . . . . .	380
Hall of Fame Cardinals . . . . .	267	Turnover Differential, Year-By-Year . . . . .	344
Head Coaches, All-Time . . . . .	352	Two-Point Conversions, All-Time . . . . .	346
Headshots, Administrative Staff . . . . .	49-52	State Farm Stadium, Championships . . . . .	384
History of Franchise . . . . .	246-250	State Farm Stadium, Economic Impact . . . . .	384
Home Stadiums . . . . .	382	State Farm Stadium, Info . . . . .	376-384
Keim, Steve (Bio) . . . . .	10-11	State Farm Stadium, Naming Rights . . . . .	161
License Plates, Cardinals . . . . .	55	State Farm Stadium, Seating . . . . .	382
Longest Plays . . . . .	212-214	State Farm Stadium, Sellout Streak . . . . .	360
Longevity Records, Individual . . . . .	228	State Farm Stadium, Parking . . . . .	383
Minegar, Ron (Bio) . . . . .	9	State Farm Stadium, Upgrades . . . . .	376-377

