



2020 ARIZONA CARDINALS MEDIA GUIDE



ARIZONA CARDINALS 2020 SCHEDULE

WK 1
AT



SUN 9.13 1:25PM

WK 2
VS



SUN 9.20 1:05PM

WK 3
VS



SUN 9.27 1:25PM

WK 4
AT



SUN 10.4 10:00AM

WK 5
AT



SUN 10.11 10:00AM*

WK 6
AT



MON 10.19 5:15PM+

WK 7
VS



SUN 10.25 1:05PM*

WK 9
VS



SUN 11.8 2:25PM*

WK 10
VS



SUN 11.15 2:05PM*

WK 11
AT



THU 11.19 6:20PM#

WK 12
AT



SUN 11.29 11:00AM*

WK 13
VS



SUN 12.6 2:05PM*

WK 14
AT



SUN 12.13 11:00AM*

WK 15
VS



SUN 12.20 2:05PM*

WK 16
VS



SAT/SUN 12.26 OR 27 TBD♦

WK 17
AT



SUN 1.3 2:25PM*

BYE WEEK: 8 | ALL TIMES MST (ARIZONA) | *SUBJECT TO FLEXIBLE SCHEDULING DECISIONS

+ ESPN; #FOX/NFL NETWORK/AMAZON | ♦ WEEK 16 DATE & TIME TBD

FOR TICKET INFORMATION: 602.379.0102 OR [AZCARDINALS.COM/TICKETS](https://www.azcardinals.com/tickets)



SeatGeek

OFFICIAL PRIMARY TICKETING PARTNER OF THE ARIZONA CARDINALS





William V. Bidwill

1931 - 2019





TABLE OF CONTENTS

CARDINALS STAFF

Directory, Cardinals Staff.....	3
Bidwill, Michael J. (Bio).....	4-7
Keim, Steve (Bio).....	8-9
Kingsbury, Kliff (Bio).....	10-12
Coaches, Assistant (Bios).....	13-39
Personnel/Scouting Staff (Bios).....	40-48
Athletic Training/Equipment/Video (Bios).....	48-50
Staff Photos.....	50-52

THE PLAYERS

Player Bios, 2020.....	53-164
------------------------	--------

2019 SEASON REVIEW

Final Statistics, 2019.....	166
Defensive Statistics/Summaries 2019.....	167-170
Starting Lineups, 2019.....	171
Game-By-Game Offense/Defense, 2019.....	172-173
Game Summaries, 2019.....	174-189
Player Participation, 2019.....	190
Miscellaneous Stats, 2019.....	191-192

RECORDS

Rushing Yards, Single-Game Bests.....	194-195
Passing Yards, Single-Game Bests.....	195
Receiving Yards, Single-Game Bests.....	196
Sacks, Single-Game Bests.....	196
Longest Runs.....	196-197
Longest Pass Plays.....	197
Longest Punts.....	197
Longest Punt Returns.....	197-198
Longest Kickoff Returns.....	198
Longest Interception Returns.....	198
Longest Fumble Returns.....	198

RECORDS

100-Yard Rushing Games.....	198-199
100-Yard Receiving Games.....	200-202
300-Yard Passing Games.....	203-204
Scoring, Individual Records.....	204-205
Rushing, Individual Records.....	206
Passing, Individual Records.....	207-208
Receiving, Individual Records.....	208
Combined Yardage, Individual Records.....	209
Interceptions, Individual Records.....	209
Sacks, Individual Records.....	210
Punting, Individual Records.....	210
Punt Returns, Individual Records.....	211
Kickoff Returns, Individual Records.....	211-212
Fumbles, Individual Records.....	212
Longevity, Individual Records.....	212
Biggest Comebacks, Team Records.....	213-215
Scoring, Team Records.....	216
First Downs, Team Records.....	217
Total Yards, Team Records.....	217
Rushing, Team Records.....	217
Passing, Team Records.....	217-218
Interceptions, Team Records.....	218
Penalties, Team Records.....	218
Punting, Team Records.....	218
Punt Returns, Team Records.....	219
Kickoff Returns, Team Records.....	219
Fumbles, Team Records.....	219
Miscellaneous, Team Records.....	219
Cardinals In The Playoffs.....	220
Postseason Records, Individual.....	220-221
Postseason Records, Team.....	221-222
Playoff Game Summaries (1988-present).....	223-228

HISTORY

History of Franchise.....	230-234
All-time Roster, Alpha/Numerical.....	235-250
Retired Jerseys.....	251
Annual Results.....	252
All-time Results/Stats, Year-By-Year.....	253-312
Preseason Results, All-Time.....	313-316
Team-By-Team Results.....	317-322
Statistical Leaders, Year-By-Year.....	323-327
Turnover Differentials, Year-By-Year.....	328
Shutouts (Cardinals And Opponents).....	329
Two-Point Conversions, All-Time.....	330
Defensive/Special Teams Touchdowns, All-Time.....	331-332
Quarterback Information, All-Time.....	333
Prime Time Games/Thanksgiving Games.....	334-335
Hottest/Coldest Games.....	335
Head Coaches, All-Time.....	336
Assistant Coaches, All-Time.....	336-337
Ring Of Honor Inductees.....	338-340
Pro Bowl Information.....	341-342
Player Of The Week Selections.....	343
Overtime Games.....	344
Postseason Awards.....	345-347
First-Round Choices, All-Time.....	348
Draft History, All-Time.....	348-354

MISCELLANEOUS

Cardinals Charities.....	356-357
Cardinals In The Community.....	358-359
About State Farm Stadium.....	360-365
State Farm Stadium Seating/Parking.....	366-367
State Farm Stadium Economic Impact.....	368
Cheerleaders/Big Red.....	369
Broadcasting Information.....	370-371
NFL PR Contacts.....	372





CARDINALS DIRECTORY

EXECUTIVE STAFF

Michael J. Bidwill	Owner
Steve Keim	General Manager
Greg Lee	Chief Financial Officer
David Koeninger	General Counsel
Melissa Gaspard	Executive Assistant/Paralegal
Brittany Neuheisel	Assistant to the Owner

COACHING STAFF

Kliff Kingsbury	Head Coach
Jeff Rodgers	Asst. Head Coach/Special Teams Coordinator
Vance Joseph	Defensive Coordinator
Tom Clements	Pass Game Coordinator/QBs
Brentson Buckner	Defensive Line
Charlie Bullen	Outside Linebackers
Bill Davis	Linebackers
Jim Dray	Offensive Quality Control
Rob Grosso	Defensive Quality Control
Steve Heiden	Tight Ends
Jordan Hogan	Bill Bidwill Fellowship/QBs
Sean Kugler	Offensive Line
Rusty McKinney	Defensive Assistant
Buddy Morris	Strength and Conditioning
Brian Natkin	Assistant Offensive Line
Mark Naylor	Assistant Strength and Conditioning
David Raih	Wide Receivers
Marcus Robertson	Defensive Backs
James Saxon	Running Backs
Don Shumpert	Offensive Assistant
Jerry Sullivan	Offensive Assistant
Darius Swinton II	Assistant Special Teams
Cam Turner	Offensive Assistant/Assistant Quarterbacks
Spencer Whipple	Assistant Wide Receivers
Greg Williams	Cornerbacks

PLAYER PERSONNEL

Matt Harris	Director, Football Administration
Quentin Harris	Director, Player Personnel
Dru Grigson	Assistant Director, Player Personnel
Terry McDonough	Senior Personnel Executive
Adrian Wilson	Director, Pro Scouting
Chris Culmer	Director, College Scouting
Luke Palko	Eastern Regional Scout
Josh Scobey	Western Regional Scout
Zac Canty	Area Scout
Alfonza Knight	Area Scout
Keegan Leyrer	Area Scout
John Mancini	Area Scout
Darius Vinnett	Area Scout
Nathan DiGregorio	Pro Scout
Glen Fox	Pro Scout
Ryan Gold	College Scouting Coordinator
Zach Devlin	Scout
Andrew Caskin	Scouting Assistant
Chad Jenkins	Scouting Assistant

FOOTBALL OPERATIONS

Matt Caracciolo	Vice President, Football Operations and Facilities
Kenny Bell	Assistant to the Head Coach
Evan Lodder	Sports Science Coordinator
Charlie Adkins	Coordinator, Football Analytics and Research
Andrew Steele	Football Operations Assistant
Mike Bercovi	Coaching Assistant
Stacey Weber	Director, Culinary Operations
Matt Carvalho	Executive Chef
Tara Weston	Team Chef
Kristian Pena	Team Chef
Jessica Bichler	Team Nutritionist
Taylor Simpson	Corporate Nutrition Manager
Ashlin Caltabiano	Nutrition Services Manager
Carter Tamblin	Director, Football Systems
Heather Goldade	Systems Developer
Kevin Jordan	Football Analytics Assistant
Meredith Manley	Football Analytics Assistant
Scott Phillipy	Chief Engineer/Building Operation Manager
Jose Silva	Maintenance Technician
Anthony Esparza	Maintenance Technician

ATHLETIC TRAINING/MEDICAL

Tom Reed	Head Athletic Trainer
Jeff Herndon	Assistant Athletic Trainer
Chad Cook	Assistant Athletic Trainer
David Hines	Assistant Athletic Trainer/Physical Therapist

Brett Fischer	Physical Therapist Consultant
Dr. Wayne Kuhl	Head Team Physician (Internist)
Dr. Gary Waslewski	Head Team Orthopedist
Dr. Jeff Nebelsieck	Team Physician (Internist)
Dr. Cory Buschman	Team Physician (Internist)
Dr. Doug Freedberg	Team Physician (Orthopedist)
Dr. Sheldon Martin	Team Physician (Orthopedist)
Dr. Scott Kreiner	Pain Management/Sports Medicine
Dr. Charles Peterson	Sports Medicine
Dr. Marc Strickland	Sports Psychologist/Team Clinician
Dr. Randall Porter	Team Neurosurgeon
Dr. Dan Blackwood	Neuro-Psychologist
Dr. Curtis Maynard	Team Chiropractor
Dr. Andrew Chavkin	Chiropractor/Active Release
Dr. Jeoffrey Drobot	Naturopathic Physician
Dr. Paul Petelin, Jr.	Team Ophthalmologist
Dr. Michael Zacher	Team Dentist
Dr. Christopher Yeung	Orthopedic Spine Specialist
Dr. Laura Schroeder	ID Specialist

EQUIPMENT

Mark Ahlemeier	Equipment Manager
Steve Christensen	Asst. Equipment Manager
Jeff Schwimmer	Asst. Equipment Manager
Parker Brown	Asst. Equipment Manager
Kirk Muranaka	Asst. Equipment Manager

VIDEO

Jeff Wallo	Video Director
Craig Norgren	Assistant Video Director
Spencer Missioreck	Video Assistant
Shelby Johnson	Video Assistant

COMMUNITY RELATIONS

Horace Raymond	Director, Community Relations
Mo Streety	Manager, Youth Football
Adam Richman	Community Relations/Alumni Program Coordinator
Estelle Moreno	Administrative Assistant

FINANCE

Teresa Miller	Director, Financial Planning and Analysis
Christine Harms	Controller
Kara Primack	Director, Finance Database Development and Analytics
Emilee Reese	Senior Manager, Accounting
Carol Benjamin	Payroll/Hiring and Benefits Administrator
Eugene Fedorinov	Sr. Manager, Finance Database and Budget Analysis
Michael Rohr	Controller
Thedra Dunbar	Staff Accountant
Tiffany Hayden	Accounts Payable Coordinator
D'Ann Jordan	Executive Assistant
Melissa Anderson	Manager, Alumni Benefits
Marie Miller	Receptionist

INFORMATION TECHNOLOGY

Mark Feller	Vice President, Technology
James Novy	Network Server Administrator
Shannon Morrisette	Network Security Administrator
Teresa Le	Network Administrator
Matthew Montes	IT Specialist
Nathan Lee	Stadium Support Technician
Tim Carlson	Technical Support Specialist

MEDIA RELATIONS

Mark Dalton	Senior Vice President, Media Relations
Chris Melvin	Director, Media Relations
Mike Helm	Manager, Media Relations
Imani Suber	Media Relations Coordinator
Chase Russell	Media Relations Coordinator

OPERATIONS AND MAINTENANCE

Tony Pereira	Vice President, Stadium Operations
Lacey Probst	Manager, Stadium Operations
Jeff Jones	Manager, Parking Services
Andy Levy	Turf Director
Adam Jones	Assistant Turf Manager
Tim Johnston	Assistant Turf Manager
Fred Wallace	Assistant Turf Manager

PLAYER DEVELOPMENT

Anthony Edwards	Senior Director, Player Development
-----------------	-------------------------------------

MARKETING

Lisa Manning	Senior Vice President, Marketing
Tim Beach	Senior Director, Game Entertainment and Special Events
Darren Urban	Director, Editorial Content/Senior Writer

Angie Baker	Director, Cardinals Cheerleaders
Bill Clark	Director, Consumer Insights
Zach Galia	Director, Social Media
Orlando Avila	Senior Manager, Marketing and Broadcast Services
Rolando Cantu	Manager, International Business Ventures
Mike Chavez	Manager, Creative Services
Erica MacKenzie	Analyst, Business Insights
Jesse Aranda	Coordinator, Social Media
Derrick Spencer	Coordinator, Social Media
Nick Erikson	Coordinator, Fan Development and Loyalty
Stephanie Samuel	Coordinator, Marketing and Broadcast Services
Sandy McAfee	Coordinator, Digital Platforms
Kyle Odegard	Coordinator, Digital Content / Staff Writer
Eben Sawilchik	Coordinator, Game Entertainment and Special Events
Jackson Sipes	Coordinator, Digital Graphics
Alston Meadows	CRM Analyst

BROADCASTING

Tim DeLaney	Vice President, Broadcasting/Digital Content
Jim Omohundro	Senior Manager/Producer, Broadcasting
Richard Mendez	Senior Manager/Producer, Broadcasting
Lisa Matthews	Multimedia Producer/Reporter
Dan Nettles	Broadcast Editor/Coordinator
Jacob Ortiz	Producer, Broadcasting
Shawn Deloney	Broadcast/Digital Content Coordinator
Graysen Choy	Broadcast/Digital Content Coordinator
Javier Rodriguez	Bi-lingual Content Producer
Felipe Corral Jr.	Bi-lingual Reporter/Producer
Dave Pasch	Radio Play-by-play Announcer
Ron Wolfley	Radio Play-by-play Analyst
Luis Hernandez	Spanish Radio Play-by-play Announcer/Producer
Paul Calvisi	Reporter/Host, Broadcasting
Mike Jurecki	Broadcast/Digital Content Correspondent
Craig Grialou	Broadcast/Digital Content Correspondent

SCOREBOARD

Michael Conner	Director, Videoboard and Event Production
Shane Gavin	Event and Systems Engineer
Amanda Flanagan	Production Manager

BUSINESS DEVELOPMENT

Steve Ryan	Senior Vice President, Business Development
Mike Iaquina	Vice President, Business Development
Scott Coleman	Vice President, Partner Service and Activation
John Misch	Senior Manager, Business Development
Todd Santino	Manager, Business Development
Elizabeth Yeast	Senior Manager, Partner Service and Activation
Michelle Speer	Executive, Partner Service and Activation
Jonathan Hidalgo	Coordinator, Partner Service and Activation
Taylor Homes	Coordinator, Partner Service and Activation

BOX OFFICE

Steve Bomar	Vice President, Ticketing
Ryan Funk	Senior Box Office Manager
Stephanie Lahaie	Event Creation Specialist
Rachel Baderman	Event Supervisor
Lara Wroblewski	Event Supervisor
Lauren Fortney	Ticket Services Representative
Mark Preston	Ticket Services Representative
Isaiah Luna	Ticket Services Representative
MacKenzie Sanford	Box Office Coordinator

TICKET SALES AND SERVICE

Ron Campbell	Vice President, Ticket Sales
Cari Belanger-Maas	Sr. Director, Premium Services and Guest Relations
Kelvin Long	Manager, Group Sales
Marcus White	Manager, Premium Services
Keanu Najarian	Premium Services Coordinator
Darby O'Leary	Premium Services Coordinator
Tye Jacobs	Account Executive, Group Sales
Daniel Conlon	Account Executive, Ticket Sales
Ryan Harris	Account Executive, Ticket Sales
Grant Oberlin	Account Executive, Ticket Sales
Jeff Orenstein	Account Executive, Ticket Sales
Matthew Schaper	Account Executive, Ticket Sales
Kyle Wichman	Account Executive, Ticket Sales
Rance Winters	Account Executive, Ticket Sales
Logan Johnson	Account Executive, Ticket Sales

SECURITY

Patrick Foster	Vice President, Security
Kristi Johnson	Director, Security



MICHAEL J. BIDWILL

OWNER



NOTE CARDS

- Leading the list of Bidwill's accomplishments with the Cardinals is the creation of State Farm Stadium. Since its opening in 2006, the team has sold out all 144 games (preseason and postseason included) played at the world-class venue that has been awarded three Super Bowls and a Pro Bowl.
- Through Bidwill's leadership, the Cardinals took a lead role in a host of initiatives to assist those impacted by the COVID-19 outbreak in 2020. The team made a \$1 million foundation donation to Arizona Coronavirus Relief Fund, hosted three blood drives at State Farm Stadium and teamed with State Farm to donate one million meals to local food banks. To support local businesses, the team donated \$100,000 to non-profit Local First Arizona and also set up the Cards Carryout initiative to promote local restaurants in the state.
- In addition to his role in helping Arizona land Super Bowls XLII and XLIX, he led the effort to land Super Bowl LVII (2023) in the spring of 2018. Michael was also instrumental in getting the 2015 Pro Bowl moved to Arizona; played a week before Super Bowl XLIX and the 2015 Pro Bowl combined to deliver a record economic impact of \$720 million to the region.
- By the time it hosts Super Bowl LVII, State Farm Stadium will have undergone \$100 million in improvements including parking infrastructure, state-of-the-art wifi, video boards, sound system upgrades and club-area enhancements since it staged Super Bowl XLIX.
- Of the Cardinals seven all-time postseason wins, five have come with Bidwill leading the organization. Arizona has played nine postseason contests over the last 13 seasons, after playing just seven total playoff games prior to his tenure as team president.
- Arizona has appeared in the NFC Championship Game twice since 2008 including a victory in the 2008 conference title game that led to the franchise's first-ever Super Bowl appearance (Super Bowl XLIII).
- Oversaw the team's appearance in the ground-breaking Amazon Original series All or Nothing: A Season with the Arizona Cardinals. Produced by NFL Films, the eight-episode series was awarded the Sports Emmy for Outstanding Serialized Sports Documentary in May of 2017.
- In January of 2016, the National Football Foundation (NFF) and College Hall of Fame inducted Bidwill and Arizona Governor Doug Ducey into the NFF Leadership Hall of Fame.
- In January of 2018, Michael was one of five owners named to the NFL's Player-Owner Committee focused on social and racial justice initiatives. In December of 2014, Commissioner Roger Goodell tapped Bidwill to chair the league's Conduct Committee. The committee reviews the league's Personal Conduct Policy at least annually and recommends appropriate changes with advice from outside experts.

Michael Bidwill practiced law for six years as a federal prosecutor but in 1996 returned to the team for which he had once been a ball boy. He represents his family's third generation of franchise leadership, following in the footsteps of grandfather Charles – a Pro Football Hall of Famer who purchased the team in 1933 – and his dad Bill, who handled day-to-day operations for decades.

CARDINALS LEADERSHIP: After initially serving as Vice President/General Counsel, Michael took over as team president in 2007 and his leadership has transformed the franchise. Since '07, the Cardinals have posted four double-digit win seasons (none in previous 20 years), including a franchise-record 13 victories in 2015. Of the Cardinals' seven postseason wins, five have come during Bidwill's tenure leading the franchise.

The Cardinals success under Bidwill has greatly elevated the team's popularity both locally and nationally. Michael oversaw the team's appearance in the groundbreaking Amazon Original series All or Nothing: A Season with the Arizona Cardinals, which chronicled the 2015 Cardinals season from the draft through the NFC Championship game. Produced by NFL Films, the eight-episode series was awarded the Sports Emmy for Outstanding Serialized Sports Documentary in May of 2017. In February of 2018, the Cardinals launched Cardinals Flight Plan, a first-of-its-kind documentary series available on Facebook Watch and YouTube that takes fans behind the scenes for an inside look at

the team's offseason. The first two seasons of Flight Plan (2018-19) garnered over 15 million views between Facebook and Youtube. The third installment documented the unique circumstances this offseason as the team gears up for the 2020 campaign.

IF YOU BUILD IT: Among Michael's most significant accomplishments with the Cardinals was leading the effort that led to the creation of State Farm Stadium. The venue has been an integral factor in the transformation of the Cardinals and a catalyst for the franchise's success. The team has sold out all 144 games played since the opening of the iconic stadium that has welcomed millions of Cardinals fans.

The venue has also given Arizona the opportunity to host three Super Bowls in a 15-year span, something that would have been impossible previously. After hosting Super Bowl XLII in 2008, the stadium staged Super Bowl XLIX in 2015 and was awarded Super Bowl LVII to be played in 2023. Super Bowl XLIX and surrounding events delivered an economic impact of \$720 million, the highest for any Super Bowl on record and the largest for any special event in the state of Arizona.

In addition to those Super Bowls, State Farm Stadium also hosted the second-ever College Football Playoff (CFP) National Championship Game in January of 2015 as well as the NCAA's



Men's Basketball Final Four in April of 2017. The Final Four was the first since 1995 held west of Texas and capped an unprecedented run of major sporting events at the stadium. That grand slam (Super Bowl XLIX, 2015 Pro Bowl, CFP Championship, and Final Four) poured \$1.3 billion into the Valley's economy according to a study by the Seidman Research Institute, W.P. Carey School of Business at Arizona State University.

Another project undertaken by Bidwill was the \$15 million expansion and renovation of the Dignity Health Arizona Cardinals Training Center in Tempe. A three-phase project over two-plus years, it added more than 92,000 square feet to the team's headquarters. Among the upgrades and expansions were a stand-alone 78,000 square foot indoor practice bubble, a new full-service kitchen and dining area, an expanded weight room and player rehab and cardio area that more than doubled the size of the previous weight room, expanded and newly redesigned locker room for players and coaches, an updated athletic training room and doctor's examination room and additional meeting rooms.

CONTRIBUTIONS TO ARIZONA AND GREATER PHOENIX: In addition to his prominent role with the Cardinals, Bidwill has established himself as one of the most influential leaders in the greater Phoenix business community where he has been a strong advocate for economic growth and development. He is currently Chairman of the Greater Phoenix Leadership (GPL), an organization composed of the region's top business and civic leaders. From 2008-10, Bidwill served back-to-back terms as Chairman of the Greater Phoenix Economic Council (GPEC). He is also on the five-person Executive Committee of the Arizona Commerce Authority's Board of Directors which the ACA says "unites some of the state's most powerful, proactive officials with its globally recognized leaders of business."

Under Bidwill's leadership, the Cardinals took a lead role in a number of initiatives to assist those in Arizona who have been impacted by the COVID-19 outbreak in 2020. In March, the Cardinals made a \$1 million founding donation to the Arizona Coronavirus Relief Fund and shortly thereafter, the team organized three major blood drives at State Farm Stadium to meet the dire need to replenish the Valley's dwindling blood supply. In early April, at the height of the outbreak when demand for assistance from food banks in Arizona more than doubled, the Cardinals joined State Farm to provide one million meals to five local food banks.

To assist local businesses during the crisis, the Cardinals made a \$100,000 donation to Local First Arizona, Arizona's Coronavirus Micro Grant Fund and also helped promote local restaurants through the Cards Carryout initiative. Through the Cards Carryout program, Cardinals players and staff joined fans in helping promote independent, locally-owned restaurants hit hard by the coronavirus crisis while also recognizing those working on the front lines of the pandemic.

HONORS: In January of 2019, Michael received the Paul Tagliabue Award from the Fritz Pollard Alliance for demonstrating integrity and leadership in the area of career development for minorities and advocating for diversity. In May of 2019, the Arizona Lodging and Tourism Association named Bidwill its Honoree of the Year for his efforts to unify the tourism industry by convening industry leadership throughout the state to advance economic development and increase visitation.

In September of 2018, Bidwill was chosen as the Grand Marshal of the Desert Financial Fiesta Bowl parade. In being selected for the honor, Bidwill joined a notable list of Grand Marshals, which includes Diamondbacks Hall of Fame pitcher Randy Johnson, former Cardinals QB and Hall of Famer Kurt Warner and former Suns/Diamondbacks owner Jerry Colangelo.

In November of 2017, Bidwill returned to St. Louis where he was honored at the prestigious Musial Awards after stepping up to fund the city's high school football awards when the previous sponsor pulled out. In January of 2016, Bidwill and Arizona Governor Doug Ducey were inducted into the National Football Foundation (NFF) Hall of Fame for their roles in helping shape the economic future of the state. In March of 2016, Bidwill was chosen to serve as the Grand Marshal of the 33rd annual St. Patrick's Day parade, one of the most popular and longest running such events in Phoenix.

In May of 2015, Michael was presented with the esteemed Vision Award from the Greater Phoenix Convention & Visitors Bureau, an honor bestowed just three times previously: Phoenix mayors Skip Rimsza and Phil Gordon plus former Suns and Diamondbacks owner Jerry Colangelo.

Bidwill received the 2014 Transformational Leader Award from the Arizona Chamber of Commerce & Industry. In November of 2013, he received the "West Valley Regional Advancement Award" from Western Maricopa Coalition, which cited continued positive impact in that community. Bidwill was selected by the Phoenix Business Journal as one of its 25 "Most Admired CEO's" in 2010.

NFL LEADERSHIP: Within the National Football League, Michael's influence has also increased exponentially in recent years. In January of 2018, he was one of five owners named to the NFL's Player-Owner Committee focused on social and racial justice initiatives. A year later, he was appointed to the Chairmen's Committee of NFL owners who act as advisers to Commissioner Roger Goodell in identifying the league's priorities.

In December of 2014, Bidwill was selected to chair the league's Conduct Committee. Formed to ensure that the league's Personal Conduct Policy remains current and consistent with best practices and evolving legal and social standards, the committee reviews that policy at least annually and recommends appropriate changes with advice from outside experts. Bidwill brings unique perspective and experience to the Committee, as he was an Assistant U.S. Attorney with the Department of Justice in Phoenix from 1990-96, specializing in homicide and violent crime cases.

Michael also chairs the league's Security and Fan Conduct Committee, a group of eight club executives that oversees and develops best security practices for NFL facilities, and has also been a member of the league's Business Ventures Committee since 2007. In December of 2012, he was appointed to the board of the National Football League Foundation which is dedicated to improving the lives of those touched by the game of football – from players at all levels to communities across the country.

BACKGROUND: Bidwill earned a Bachelor of Science degree in Finance from St. Louis University in 1987 and in 1990 earned a law degree from Catholic University of America in Washington, D.C. In May of 2015 – 25 years after his own graduation from the school – Michael delivered the commencement address at Catholic University's School of Law and was also awarded an honorary Doctorate of Humane Letters.

A licensed pilot and flying enthusiast, Bidwill has participated as a volunteer for "Flying Samaritans," a group of volunteers including doctors and other medical personnel who offer free medical clinics in Mexico. Michael additionally is a member of the board for the Pat Tillman Foundation, which carries on the legacy of the former Cardinals safety killed in Afghanistan in 2004. He has also previously served as a member of the Air Force Chief of Staff Civic Leader Program whose membership "comprises respected community leaders (who) provide ideas and feedback to advise the secretary of the Air Force, the Air Force chief of staff and Air Force senior leaders."



CARDINALS COVID-19 RELIEF EFFORTS

Since the COVID-19 pandemic hit the country the effects of the outbreak have reached every corner of the U.S. and has had a devastating impact on citizens and businesses across the nation. Led by Owner **Michael Bidwill**, the Cardinals organization – along with players and staff – immediately mobilized to donate time, money and other resources throughout Arizona to assist the individuals, businesses, schools, frontline health care personnel and other organizations that have been so greatly affected by the crisis.

\$1 MILLION FOUNDING CONTRIBUTION TO THE AZ CORONAVIRUS RELIEF FUND

On March 24, the Cardinals made a \$1 million founding contribution to the AZ Coronavirus Relief Fund. As part of the Arizona Together initiative launched earlier that day by Governor Doug Ducey, the fund was established to provide financial support to organizations working to mitigate the impacts of COVID-19 in Arizona. Initially, it focused on the following immediate needs:

- Funding of Personal Protective Equipment (PPE) for frontline medical personnel.
- Non-profit organizations that support the most vulnerable Arizonans through food banks, homeless shelters, domestic violence facilities and other services.
- Providing disadvantaged students with the technology necessary to transition to online learning.

“Like so many in our community, this unprecedented crisis has us asking what we can do to help and what might have the greatest impact,” Michael Bidwill said of the donation. “We are grateful for the creation of this relief fund, are proud to support its critically important mission and hope that others throughout the community can join this effort in whatever way that they are able. As a team, we will continue to work on additional ways to make a difference and know that as a community we will get through this challenging time together.”

To assist local businesses during the crisis, the Cardinals made a \$100,000 donation to Local First Arizona, Arizona’s Coronavirus Micro Grant Fund.

MILLION MEALS DONATION TO LOCAL FOOD BANKS

On April 8, the Cardinals and State Farm announced a historic initiative to address a pressing local need arising from the COVID-19 pandemic. The number of people seeking assistance from local food banks more than doubled as a result of the unparalleled crisis. Unfortunately, the number of donations to them decreased just as dramatically.

As part of their on-going commitment to improve the local community, State Farm and the Cardinals helped tackle the issue by donating over a million meals that were distributed to five non-profit organizations throughout the Valley. The five groups involved in the “Million Meal” donation were:

- St. Mary’s Food Bank
- St. Vincent DePaul
- United Food Bank
- Phoenix Rescue Mission
- Midwest Food Bank

ORGANIZATION LAUNCHES “CARDINALS CARRY-OUT” INITIATIVE TO ASSIST INDEPENDENT, LOCALLY OWNED RESTAURANTS

On April 13 the team launched “Cardinals Carry-out” – an unprecedented initiative with a dual purpose: assist independent, locally-owned restaurants hit hard by the coronavirus crisis and recognize those working on the front lines of the pandemic in the medical community, law enforcement and emergency services.

Cardinals players and fans nominated their favorite establishments for inclusion on the team’s interactive statewide map and supported them with take-out business.

In the spirit of the NFL Draft, the team selected establishments from the map each day and purchased meals which were delivered to nurses, doctors, first responders and others who work daily to combat the impact of COVID-19.

When it was launched, the first 47 establishments on the map reflected the favorites of Cardinals players and staff as well as those near area hospitals suggested by Local First Arizona. Within the first week, over 800 restaurants throughout the state were added based on recommendations from fans.



HOSTING CRITICAL BLOOD DRIVES, DRIVE-THROUGH TESTING AND PPE DRIVES AT STATE FARM STADIUM

One area hit particularly hard by the COVID-19 crisis was the local blood donation community, where the supply reached critically low levels during a crucial time in March. In a seven-day span between March 19 and March 26, nearly 200 blood drives in Arizona were cancelled, resulting in the loss of more than 5,000 blood donations for hospital patients.

To assist in meeting this direly pressing need, the Cardinals partnered with Dignity Health and Cigna to host a major one-day blood drive at State Farm Stadium. In conjunction with Scottsdale-based Vitalant (pronounced “vye-TAL-ent” and formerly known as United Blood Services) the event took place at State Farm Stadium on March 31. All donation slots for the drive were filled within hours of the event being announced.



The outpouring of support from the community resulted in two additional blood drives being scheduled at State Farm Stadium. On back-to-back days (April 7-8), in conjunction with the American Red Cross, the Cardinals partnered with Anheuser-Busch to host blood drives and all donation slots were again filled.

On April 15, the Cardinals and Project C.U.R.E hosted a Personal Protective Equipment (PPE) drive at State Farm Stadium. The event was to help collect equipment for use by those in the local healthcare community, including eye protection, face shields, surgical masks, N95 masks, gloves, shoe covers and hand sanitizer.

In May, the Cardinals and Dignity Health partnered for the state’s drive-through COVID-19 testing blitz by hosting events open to the public at State Farm Stadium.





PLAYER AND COACHING STAFF CONTRIBUTIONS

KLIFF KINGSBURY - \$50,000 DONATION TO THE NAVAJO RELIEF FUND (NRF)

The Native American population in Arizona has been hit particularly hard by the COVID-19 outbreak and Kingsbury was among the many who stepped up to help. In April, he donated \$50,000 to the Navajo Relief Fund to assist one of the communities that was most affected – the Navajo Nation. The NRF was established to help with the shortage of healthy food, safe drinking water, healthcare and supply stores in remote reservation communities. During the pandemic, the fund served as urgent need in making available food, water and other basic supplies.

DEANDRE HOPKINS - \$150,000 DONATION TO THE ARIZONA CORONAVIRUS RELIEF FUND; #THEREALHEROES PROJECT

It didn't take long for the All-Pro wideout to make a significant impact in Arizona. On March 27 – just a week after being acquired by the Cardinals – Hopkins announced a \$150,000 donation to the AZ Coronavirus Relief Fund, which was established to provide financial support to multiple organizations trying to deal with the impact of COVID-19. Money raised by Arizona Relief Fund goes to purchasing Personal Protective Equipment for medical personnel working with the coronavirus patients; supporting non-profits that aid the most vulnerable such as food banks, homeless shelters and domestic violence facilities; and providing technology for disadvantaged students needed for online learning.

Hopkins was among the sports stars who participated in a national project to recognize and celebrate health care workers for their efforts on the front lines of the coronavirus pandemic. "The Real Heroes Project" was a collaboration involving Hopkins and athletes from a combined 14 leagues. Others include New Orleans Saints QB Drew Brees, New York Yankees All-Star outfielder Aaron Judge, U.S. women's soccer stars Carli Lloyd and Alex Morgan, and Hockey Hall of Famer Wayne Gretzky. In the PSA – which was released on National Nurses Day – Hopkins recognized local nurse Tracy Thomas, an RN at Dignity Health St. Joseph's Hospital and Medical Center. She was selected in recognition of the incredible work she has done leading the COVID-19 Response.

CHANDLER JONES - DONATED 150,000 MEALS TO FOOD BANKS IN ARIZONA AND NEW YORK

In late March, the Cardinals All-Pro LB donated over 150,000 meals to food banks in both Arizona and his hometown of Endicott, NY to assist with families affected by the Coronavirus outbreak. Jones provided meals to St. Mary's Food Bank and Midwest Food Bank of Arizona while also donating to Mother Teresa's Cupboard through the Catholic Charities of Broome County in New York.

LARRY FITZGERALD - DELIVERING MEALS TO HEALTHCARE WORKERS AND FRONTLINE STAFF

One of the most prolific WRs in NFL history, Fitzgerald long ago set the standard for making an impact in the community – and those efforts continued during the COVID-19 outbreak. In late April, he teamed with Steak 44, Ocean 44 and Dominick's to deliver meals to healthcare workers all over the Valley. In addition to helping those who have gone above-and-beyond to serve the community during the pandemic, it also served as a very personal cause for Fitzgerald, who's late mother, Carol, was a nurse.



JORDAN HICKS - \$100,000 TO IMPACT CHURCH COVID-19 RELIEF EFFORTS; ANIMAL ADOPTION INITIATIVE

Following a career year on the field in his first season with Arizona, Hicks joined his wife, Ivana, to announce in April that they would match and donate up to \$100,000 to their church in Scottsdale – Impact Church – to assist single mothers during the pandemic. Those efforts included providing meals and helping cover rent and mortgage payments. Hicks' donation also helped facilitate a COVID-19 drive-through testing initiative at the church that saw over 500 people receive free tests.

Hicks and his wife also organized an animal adoption campaign in Austin that saw 260 animals adopted in under a week. The couple partnered with Austin Pets Alive to provide new pet owners with a care package that included a crate, pet food, treats, a leash and a toy.

KYLER MURRAY - \$25,000 DONATION TO GENYOUTH FOR ITS COVID-19 EMERGENCY SCHOOL NUTRITION FUND

With schools across the country closed because of the coronavirus, the reigning NFL Offensive Rookie of the Year stepped up in April to help children who counted on school meals to be fed on a daily basis. He donated \$25,000 to GENYOUTH for its COVID-19 Emergency School Nutrition Fund, which was established to provide resources that allowed school meal programs to continue despite school closures.

ISAIAH SIMMONS - DONATED 60,000 MEALS TO HARVEST COMPASSION CENTERS IN ARIZONA

Within a week of becoming the #8 overall pick in the 2020 NFL Draft, the former Clemson star was already reaching out to help people in Arizona struggling as a result of the pandemic. Simmons teamed up with the Cardinals and Bose to donate 60,000 meals to the Harvest Compassion Center for its facilities in Phoenix, Maryvale and Chandler. Harvest Compassion Center is a food and clothing bank dedicated to providing a hope-filled environment to the underserved in the greater Phoenix area. HCC locations offer free food, hygiene, baby, home and clothing items to the many Arizonans living below the poverty line.

COREY PETERS - STARTED VIRTUAL BOOK CLUB FOR ARIZONA HIGH SCHOOL STUDENTS

A passionate advocate for reading, the Cardinals starting DT set up an in-person book club a few years ago. When the pandemic hit, forcing the closure of schools and the enforcement of social distancing, Peters saw an opportunity to make the book club virtual. So in May, he launched the virtual book club "The Corey Peters Playbook" to help provide an educational outlet for all Arizona high school students during the COVID-19 crisis.

PATRICK PETERSON - DONATED TO ARIZONA FIRST RESPONDERS ON MEMORIAL DAY WEEKEND

With Memorial Day occurring in the middle of the pandemic, the Cardinals All-Pro (whose wife, Antonique, is a doctor working on the front lines during the outbreak) helped keep the spirit of the holiday when he teamed with Pit Boss Grills to donate grill products and gift cards to Arizona first responders. Peterson had his followers on social media nominate a first responder and he selected three winners on Memorial Day who each received a new top-of-the-line grill, grilling products and a gift card from Bashas supermarket.

DEVON KENNARD - DELIVERED MEALS TO FOUR VALLEY FIRE DEPARTMENTS

In May, Arizona native – and Cardinals 2020 free agent signing – Kennard gave back to his hometown when he teamed with Salad and Go to provide dinner for firefighters at four different fire stations in the Ahwatukee area.





STEVE KEIM

GENERAL MANAGER

COLLEGE: North Carolina State

HOMETOWN: Harrisburg, PA

YEARS NFL/CARDINALS: 23/22



NOTECARDS

- After 14 seasons working within the Cardinals personnel department, Keim was elevated to GM on January 8, 2013.
- The teams put together by Keim have been some of the most successful in franchise history. In 2014, the Cardinals tied the franchise record for wins in a season (11) before setting a new mark in 2015 when Arizona won 13 games and earned its first-ever postseason bye.
- During Keim's tenure, Arizona has established franchise records for wins in a season (13 in 2015), points in a season (489 in 2015), led the NFL in total offense for the first time in team history (#1 in 2015) and led the NFL in sacks for the second time ever (48.0 in 2016).
- Selected QB Kyler Murray with the #1 overall pick in the 2019 NFL Draft. Murray was named the NFL Offensive Rookie of the Year following a record-setting season.
- Among the trades negotiated by Keim during his tenure as GM are the acquisition of QB Carson Palmer from Oakland in 2013, acquiring LB Chandler Jones from New England in 2016 and the trade that landed WR DeAndre Hopkins from Houston in 2020. During the 2019 season, Keim also orchestrated a trade with Miami for RB Kenyan Drake.
- Arizona has featured a top-10 defense four times and a top-10 offense twice dating back to Keim's first season as GM. The Cardinals had a top-10 defense in three consecutive seasons (2015-17) for the first time since the 1970 merger.
- Named Sporting News 2014 NFL Executive of the Year and earned back-to-back NFL Executive of the Year honors from the editors of Pro Football Talk (2013-14).

Steve Keim was promoted to General Manager on January 8, 2013 after 14 seasons in the Cardinals organization. With the team experiencing unprecedented success during his time as GM, Keim earned contract extensions in February of 2015 and February of 2018 that will keep him with the franchise through 2022.

Since Keim took over as GM in 2013, he has been named the 2014 Sporting News NFL Executive of the Year in a vote of NFL coaches and team executives and earned back-to-back NFL Executive of the Year honors from the editors of Pro Football Talk (2013-14). In the first five years of Keim's tenure (2013-17), the Cardinals posted more wins (50) than in any other five-year stretch in team history.

The teams put together by Keim have been some of the most successful in franchise history. In 2014, the team tied the franchise record for wins in a season (11) before setting a new mark in 2015 when the Cardinals won 13 games and earned its first-ever postseason bye. The Cardinals also established team records for total offense, points scored and total TDs during the '15 season.

Arizona and New England were the only teams in the NFL that ranked in the top-10 on both offense and defense in 2015 and 2016. In 2015, the Cardinals finished the season with the NFL's No. 1 ranked offense for the first time ever. Arizona's No. 2 ranked defense in 2016 was the team's highest dating back to the 1970 merger. The Cardinals defense ranked No. 6 overall in 2017, marking the first time since the 1970 merger that Arizona has posted a top-10 defense in three consecutive seasons.

In 2019, the Cardinals finished with the NFL's No. 10 ranked rushing attack, averaging 124.4 yards per game. It marked just the second time in the last 35 years (No. 8 in 2015) Arizona had a top-10 run game. The Cardinals 5.03-yard rushing average was the highest in a single season in franchise history.

The 47-year old Keim originally joined Arizona in May, 1999 as a college scout in the east. He was promoted to Director of College Scouting in 2006, Director of Player Personnel in 2008 and then was promoted to Vice President, Player Personnel in May, 2012.

In his tenure with the team, Keim and the Cardinals have been commended for their successful draft classes, especially in recent years. Pro Bowlers Patrick Peterson, Larry Fitzgerald and Budda Baker were acquired through those drafts, as were standouts such as, D.J. Humphries, Christian Kirk and Byron Murphy. Both Fitzgerald and Peterson were named to the NFL's 2010-19 All-Decade Team.

With the #1 overall pick in the 2019 NFL Draft, Keim landed the most electrifying talent in the class in Heisman Trophy winning QB Kyler Murray. After a record-breaking season where he set numerous franchise rookie records, Murray was selected as the NFL Offensive Rookie of the Year.

Arizona received high marks for its 2020 NFL Draft class, which featured first-round selection LB Isaiah Simmons (8th overall), one of college football's most versatile and dynamic defenders while starring at Clemson. The Cardinals also landed one of the top-ranked offensive linemen in the country in the third round, taking Houston's Josh Jones with the 72nd pick.

Keim has worked tirelessly to build the Cardinals roster. During his first five seasons as GM (2013-17), he made 1,062 total roster moves and the team posted a 49-30-1 regular season record during that span. Keim has had particular success in building the roster is through free agency and trades. During each of his first three offseasons as GM, Keim signed a free agent who went on to make the Pro Bowl that season (Mike Iupati, Antonio Cromartie, John Abraham). The Cardinals were the only team in the NFL to accomplish such a feat. Arizona's free agent signings under Keim include: OLs Justin Pugh, Mike Iupati and J.R. Sweezy, CBs Antonio Cromartie and Robert Alford, DL Jordan Phillips and LBs



Devon Kennard, John Abraham and Dwight Freeney.

Keim has made his biggest splash executing trades. In 2020, Arizona made national headlines when the team acquired All-Pro WR DeAndre Hopkins from the Houston Texans. Hopkins is one of just four players in the NFL named first-team All-Pro each of the last three seasons (2017-19). During the 2019 season, Keim made a trade with Miami to acquire RB Kenyan Drake, who went on to rush for a team-high 643 yards and eight TDs in just eight games. In 2016, Keim executed a high-profile trade for Pro Bowl LB Chandler Jones, who has been selected to two Pro Bowls and has been named All-Pro twice after leading the NFL in sacks in 2017 and setting a franchise record with 19.0 sacks in 2019. QB Carson Palmer, who had a 38-21-1 record as a starter in Arizona and was placed in the team's Ring of Honor in 2019, was acquired by Keim in a trade with the Oakland Raiders in 2013.

Keim attended Red Land High School near Harrisburg, PA and earned a bachelor's degree in Communications from North Carolina State in 1995. A two-time all-Atlantic Coast Conference selection as a guard at N.C. State, Keim started 36 consecutive

games at left guard for the Wolfpack. He was named the offensive freshman of the year in 1991 and was the ACC Player of the Week following the team's victory over Maryland in November 1994. During a standout senior season where he was also a captain, Keim was named the N.C. State offensive line MVP and won the Jim Ritcher Award for the highest graded offensive lineman in addition to being named third team All-American from Gameplan magazine.

Keim had a brief stint in pro football as a free agent with the Miami Dolphins (1996) and Edmonton Eskimos (1997) of the Canadian Football League before returning to coach at N.C. State.

He served as assistant strength and conditioning coach at his alma mater for two years, assisted the recruiting coordinator with evaluations, and served as a liaison to NFL personnel wishing to scout Wolfpack football players.

Keim resides in Chandler, AZ and has a daughter, Sloane, and three sons: Carson, Brady and Warner.

CARDS SELECT SIX IN THE 2020 NFL DRAFT

The Cardinals selected six players in the 2020 NFL Draft, **Steve Keim's** eighth as Arizona's General Manager and his 21st with the organization. The team's first selection was LB **Isaiah Simmons** out of Clemson with the No. 8 overall pick.

Cardinals 2020 NFL Draft Picks

Rd	Overall	Name	Pos	College
1	8th	Isaiah Simmons	LB	Clemson
3	72nd	Josh Jones	OL	Houston
4a	114th	Leki Fotu	DL	Utah
4b*	131st	Rashard Lawrence	DL	LSU
6+	202nd	Evan Weaver	LB	California
7	222nd	Eno Benjamin	RB	ASU

**From Houston

+From New England

CARDS SELECT LB ISAIAH SIMMONS

With the eighth overall pick in the 2020 NFL Draft, the Cardinals selected LB Isaiah Simmons out of Clemson. He was the first linebacker selected in the 2020 draft and one of five defenders taken in the top-10.

The highly adaptable defender finished his second season as a linebacker in 2018 – after switching from safety – and earned unanimous first-team All-American honors plus the Butkus Award winner as the nation's top linebacker.

As a senior in high school in 2015, Simmons was named first-team All-State on both offense and defense, despite it being his first season playing offense.

In three seasons at Clemson (2017-19), Simmons appeared in 44 games and totaled 236 tackles, 28 tackles for loss, 10.0 sacks, four INTs (one returned for a TD), 19 passes defended, five forced fumbles and a fumble recovery.

In his two seasons at LB (2018-19), he started 29 of 30 games played and totaled 191 tackles, 25 tackles for loss, 9.0 sacks, four INTs (one returned for a TD), 13 passes defended, four forced fumbles and a fumble recovery.

In 2019, Simmons posted a team-high 107 tackles (16.0 for loss), 8.0 sacks, 10 passes defended, three INTs, a forced fumble and a fumble recovery in 15 games (all starts).



SIMMONS 2019 HONORS

- Butkus Award Winner (nation's top LB) - 1st Clemson player to win the award
- Unanimous 1st-Team All-American - just 6th Clemson player to earn the honor
- ACC Defensive Player of the Year
- 1st-Team All-ACC
- Finalist for the Nagurski Trophy and Bednarik Award
- 2019 Senior CLASS Award winner in Division I FBS

CARDS DEAL FOR D-HOP

On March 20, the Cardinals announced a trade that would bring WR **DeAndre Hopkins** plus a 2020 fourth-round (131st overall) pick to Arizona in exchange for RB David Johnson, a 2020 second-round (40th overall) and a 2021 fourth-round pick.

Hopkins is a four-time Pro Bowler (2015; 2017-19) and three-time first-team All-Pro (2017-19) who has 632 receptions for 8,602 yards and 54 TDs while starting all 110 games played in during his first seven NFL seasons.

He is one of only four players in the NFL named first-team All-Pro each of the last three seasons (2017-19). In the last three years (2017-19), Hopkins' 487 total targets and 31 TD receptions lead the NFL. During that same span, he ranks second in the NFL in receptions (315) and third in receiving yards (4,115). Has been top-20 on list of the NFL Network Top 100 Players in four of the last five seasons: No. 8 in 2020; No. 11 in 2019, No. 13 in 2018; No. 19 in 2016.

CARDS DRAFT ANOTHER ROTY

After being selected with the No. 1 overall pick in the 2019 NFL Draft, QB **Kyler Murray** was named AP Offensive Rookie of the Year following a record-breaking campaign.

Murray became the third player in franchise history to be named AP Offensive Rookie of the Year, joining WR Anquan Boldin (2003) and RB Ottis Anderson (1979). DE Simeon Rice was named AP Defensive Rookie of the Year in 1996.





KLIFF KINGSBURY

HEAD COACH

COLLEGE: Texas Tech

HOMETOWN: New Braunfels, TX

YEARS NFL/CARDINALS: 5/2

DOB: August 9, 1979



NOTE CARDS

- Became an NFL head coach for the first time when hired by Arizona on January 8, 2019. Kingsbury came to Arizona after spending six seasons (2013-18) as the head coach at his alma mater, Texas Tech.
- In the first year under Kingsbury in 2019, the Cardinals offense displayed a dramatic improvement from 2018, including a 60.4% jump in points scored and a 91.7% increase in total scoring drives.
- In 2019, the Cardinals scored 25+ points in a game nine times, posted 400+ net yards in a game five times and went without a turnover in a franchise record seven games.
- Recognized as one of the profession's brightest and most-innovative offensive minds, Kingsbury has built a reputation for his work with quarterbacks. Under Kingsbury's tutelage, Arizona's first-year QB Kyler Murray – the #1 overall pick in the 2019 NFL Draft – was named AP NFL Offensive Rookie of the Year last season and was selected as a Pro Bowl alternate.
- Among the QBs Kingsbury mentored in the college ranks were first-round selections Patrick Mahomes (2018 NFL MVP and Super Bowl LIV MVP), Baker Mayfield and Johnny Manziel as well as Case Keenum, Davis Webb and Nic Shimonek. Under Kingsbury's guidance, Mahomes (2016) and Keenum (2009, '11) both led the nation in passing.
- In eight seasons (2011-18) as a head coach/offensive coordinator at the college level, a Kingsbury-led offense never finished outside the top-20 in the nation in total offense and never finished outside the top-15 in passing offense.
- While at Texas Tech, Kingsbury served as the play-caller for one of the college football's most explosive and productive offenses. The Red Raiders featured a passing attack that ranked in the top-10 in the country in all six seasons of his tenure, ranked in the top-20 nationally for total offense in all six seasons and finished in the top-25 in scoring five times.
- Kingsbury also coached at Texas A&M (2012) and at the University of Houston (2008-11) where he began his coaching career.
- At both Houston (2011) and Texas Tech (2016), Kingsbury's offenses led the nation in total offense and passing offense.

Kliff Kingsbury was named Arizona's head coach on January 8, 2019 when he signed a four-year contract with a team option for a fifth. The 41-year old Kingsbury came to Arizona after spending six seasons (2013-18) as the head coach at his alma mater, Texas Tech. The New Braunfels, TX native is a 12-year coaching veteran who also spent three seasons (2003-05) in the NFL as a player.

ARIZONA: In Kingsbury's first season with the Cardinals, the team boasted a 60.4% increase in points scored and a 91.7% increase in the total number of scoring drives compared to 2018. Arizona's offense went from #32 overall in scoring in 2018 to #16 in 2019 and went from #32 overall in scoring drives in 2018 to number #9 in 2019.

After scoring 25+ points in a game just once in 2018, the Cardinals scored 25+ points in nine games in 2019. Over the final three months of last season (Weeks 5-17), only New Orleans (10), San Francisco (9) and Baltimore (9) had more games with 25+ points than Arizona (8).

Known for his work with QBs in the college ranks, Kingsbury helped guide first-year signal-caller Kyler Murray, the #1 overall pick in the 2019 draft, to AP NFL Offensive Rookie of the Year honors last season while also being named a Pro Bowl alternate. The former Heisman Trophy winner set franchise rookie records for wins by QB (5), passing yards (3,722), TD passes (20), completions (349), attempts (542), 300-yard games (5) and games with multiple TD passes (8). He also established a franchise record for rushing yards by a QB (544) on his way to becoming just the sixth quarterback in NFL history, and second rookie, with at least 3,500 passing yards and 500 rushing yards in a season.

In addition to a drastically improved passing attack in 2019, the

Cardinals also featured a resurgent run game last season. After finishing the 2018 season ranked #32 in the NFL in rushing yards per game and rushing average, Arizona ranked #10 in rushing yards per game (124.4) and #2 in rushing average (5.03) in 2019. The Cardinals 5.03-yard team rushing average established a new franchise single-season record and the team's 1,990 rushing yards were the most in a single season since 1988.

TEXAS TECH: Kingsbury spent six seasons as the head coach at Texas Tech where he also called the plays for the Red Raiders high-powered offense that annually ranked among the top units in the country.

The Red Raiders featured a passing attack that ranked in the top-10 in the country in all six seasons of Kingsbury's tenure, ranked in the top-20 nationally for total offense in all six seasons and finished in the top-25 in scoring five times. In 2016, Texas Tech led the nation in total offense (566.6 ypg), passing offense (463.0 ypg) and ranked fifth in scoring offense (43.7 ppg).

Under Kingsbury, Texas Tech averaged at least 30 points per game, 470 total yards per game and 300 passing yards per game in all six seasons. The Red Raiders averaged over 500 yards of offense in four seasons and over 450 passing yards twice. In 24 games against ranked opponents, the Red Raiders offense averaged 502 yards per game.

Kingsbury's star pupil at Texas Tech was QB Patrick Mahomes, who was selected 10th overall in the 2017 NFL Draft and has earned 2018 NFL MVP Honors and Super Bowl LIV MVP honors in his first three seasons. Mahomes helped rewrite the history books during his tenure with the Red Raiders, eclipsing the 5,000-yard mark as a junior in 2016 to become just the third quarterback ever to record 5,000+ yards of total offense in back-to-back seasons.



MAJOR OFFENSIVE IMPROVEMENT UNDER KINGSBURY

In 2019, under first-year head coach **Kliff Kingsbury**, the Cardinals offense displayed a dramatic improvement from the previous season, including a 60.4 percent jump in points scored and a 91.7 percent increase in the total number of scoring drives.

Cardinals Offensive Statistics (2018 vs. 2019)

Statistic	2018	2019	% Improvement
Touchdowns	27	38	40.7
Scoring Drives	36	69	91.7
Total Points	225	361	60.4
First Downs	239	314	31.4
Total Yards/Game	241.6	341.7	41.4
Passing Yards/Game	157.7	217.3	37.8
Rushing Yards/Game	83.9	124.4	49.2
Rushing Avg.	3.78	5.03	33.1
Turnovers	28	18	55.6

OFFENSIVE HIGHLIGHTS

- The Cardinals had 400+ net yards in five games in 2019 after totaling 400+ net yards just once in the previous two seasons combined.
- Arizona scored 25+ points nine times, including eight of the final 12 games. In Weeks 5-17, only the Saints (10), 49ers (9) and Ravens (9) scored 25+ points in more games than the Cardinals (8).
- Arizona's seven games without a turnover in 2019 were the most in a season in franchise history.
- Arizona averaged a franchise record 5.03 yards per rush attempt as a team in 2019 with 1,990 yards and 18 TDs on 396 attempts. The Cardinals 1,990 rushing yards were the most in a season since 1988 (2,027), the team's first in Arizona.
- The Cardinals rushed for 200+ yards in a game three times in 2019, marking the first time since 1983 (3x) that Arizona had 200+ rushing yards in at least three games.
- After ranking #32 in 2018, the Cardinals had the #10 ranked ground game in 2019, averaging 124.4 yards per contest. It marks just the second time in the last 35 years (#8 in 2015) that the Cardinals ranked in the top-10 in rushing yards per game.
- In Week 5 at Cincinnati, the Cardinals posted 500+ net yards and 250+ rushing yards in a game for the first time since 1960.

He was selected as the 2016 Sammy Baugh Award winner after leading the country in passing yards (5,052) while throwing for 41 touchdowns and rushing for 285 yards and 12 touchdowns. Mahomes became the second of Kingsbury's quarterbacks to lead the nation in passing yards, joining former Houston QB Case Keenum (2009, '11).

As a sophomore in 2015, Mahomes became the youngest quarterback in NCAA history to amass 5,000 yards of total offense (4,653 passing yards; 456 rushing yards) and accounted for 46 touchdowns (36 passing, 10 rushing). Texas Tech finished #2 in the nation in total offense (579.5 ypg), passing offense (388.2 ypg) and scoring (45.1 ppg). The Red Raiders were one of just two schools nationally to score 25 or more points in every game that season.

In 2015, the Red Raiders featured a 4,000-yard passer, 1,000-yard receiver and a 1,000-yard rusher for the first time in school history. WR Jakeem Grant had 1,268 receiving yards to set the school career receiving yardage record (3,164 yards), breaking the previous mark held by two-time Biletnikoff Award winner Michael Crabtree. Grant also broke the school single-season record for all-purpose yards (2,353) and career kick return touchdowns (4).


RB DeAndre Washington had back-to-back 1,000-yard rushing seasons (2014-15), becoming the first Red Raider since Doak Walker award winner Byron Hanspard (1995-96) to accomplish that.

POINTS BY THE BUNCH

After scoring 25+ points in a game just once in 2018 – tied for the lowest total in the NFL that season – Arizona scored 25+ in nine games this season, doing so eight times in the final 12 games.

NFL Leaders – Games w/ 25+ Points (2019)

Rk	Team	Games
1t	Baltimore	12
1t	New Orleans	12
3t	Kansas City	10
3t	Seattle	10
3t	San Francisco	10
6t	Arizona Cardinals	9
6t	L.A. Rams	9
6t	Minnesota	9
6t	Tampa Bay	9



RECORD-BREAKING RUN GAME

The Cardinals finished the 2019 season averaging a franchise-record 5.03 yards per carry as a team (1,990 yards and 18 TDs on 396 attempts). The previous record for team rushing average (4.87) was established in 1960.

Franchise Record – Team Rushing Avg. (Season)

Rk	Year	Avg.	Yds	Att.
1	2019	5.03	1,990	396
2	1960	4.87	2,356	484
3	1948	4.82	2,560	531
4	1985	4.73	1,974	417
5	1979	4.66	1,998	429

Arizona's 5.03-yard rushing average ranked second in the NFL in 2019.

NFL Leaders – Team Rushing Avg. (2019)

Rk	Team	Avg.	Yds	Att.
1	Baltimore	5.53	3,296	596
2	Arizona	5.03	1,990	396
3	Tennessee	5.00	2,223	445
4	Cleveland	4.84	1,901	393
5	Dallas	4.80	2,153	449

In his first year at Texas Tech in 2013, Kingsbury's offense finished 2nd nationally in passing offense (392.8 ypg) and 8th in total offense (510.7 ypg) and beat #16 Arizona State in the Holiday Bowl. He became just the second coach in program history to win a bowl game in his first season.

Kingsbury had 12 players named to either the All-Big 12 first or second team as well as three All-America selections during his tenure at Texas Tech. He also helped eight players get selected in the NFL Draft.

QUARTERBACK SUCCESS: In addition to helping guide Kyler Murray to a record-breaking rookie season with Arizona in 2019, Kingsbury tutored six future NFL QBs at the college level, including first-round selections Patrick Mahomes (Chiefs), Baker Mayfield (Browns) and Johnny Manziel (Browns) as well as Case Keenum, Davis Webb and Nic Shimonek.

Under Kingsbury's guidance, Mahomes (2016) and Keenum (2009, '11) both led the nation in passing. Mahomes (2015-16) and Keenum (2008-08, '11) are two of the five quarterbacks (Lamar Jackson, Deshaun Watson, Graham Harrell) in FBS history to record 5,000+ yards of offense twice in a career. Keenum finished his college career by throwing for 5,631 yards and 48 touchdowns on 428-of-604 attempts in 2011. During his lone season at Texas A&M (2012), Kingsbury mentored Johnny Manziel, who became the first freshman ever to win the Heisman Trophy after throwing for 3,706 yards and rushing for 21 touchdowns.



RECORD-BREAKING ROOKIE

Acclaimed for his success in coaching quarterbacks, Kingsbury tutored Arizona's No. 1 overall pick in the 2019 NFL Draft, QB **Kyler Murray**, to an NFL Offensive Rookie of the Year campaign last season, breaking several franchise rookie records in the process.

Murray was also voted a Pro Bowl alternate after completing 349-of-542 passes (64.4 percent) for 3,772 yards and 20 TDs last season.

Franchise Rookie Record – Passing Yards

Rk	Player (Year)	Yds	Gms
1	Kyler Murray (2019)	3,722	16
2	Matt Leinart (2006)	2,547	12
3	Josh Rosen (2018)	2,278	14
4	Jake Plummer (1997)	2,203	10
5	Neil Lomax (1981)	1,575	14

Franchise Rookie Record – TD Passes

Rk	Player (Year)	TDs
1	Kyler Murray (2019)	20
2	Jake Plummer (1997)	15
3t	M.C. Reynolds (1958)	11
3t	Matt Leinart (2006)	11
3t	Josh Rosen (2018)	11

Franchise Rookie Record – Completions

Rk	Player (Year)	Cmp	Gms
1	Kyler Murray (2019)	349	16
2	Josh Rosen (2018)	217	14
3	Matt Leinart (2006)	214	12
4	Jake Plummer (1997)	157	10
5	Bud Schwenk (1942)	126	11



OTHER COACHING CAREER: Kingsbury began his coaching career at the University of Houston under current University of Arizona head coach Kevin Sumlin as the offensive quality control coach (2008-09) prior to being elevated to quarterbacks coach (2010) and co-offensive coordinator in 2011.

With Kingsbury serving as co-offensive coordinator in 2011 and calling the plays, Houston led the nation in total offense (599.1 ypg), passing offense (450.1 ypg) and scoring (49.3 ppg). Keenum was selected as the Sammy Baugh Award winner as the nation's top quarterback and finished seventh in Heisman Trophy voting.

Kingsbury spent the 2012 season at Texas A&M as offensive coordinator/quarterbacks coach again working under Sumlin. Texas A&M finished third nationally in total offense (558.5 ypg) with an attack that ranked 13th nationally in rushing (242.1 ypg) and 14th in passing (316.5 ypg). The Aggies beat #1 Alabama on the road and #11 Oklahoma in the Cotton Bowl.

In his only two seasons as an offensive coordinator (2011-Houston; 2012-Texas A&M), Kingsbury was named Offensive Coordinator of the Year both years by FootballScoop.com.

Following his tenure as head coach at Texas Tech, Kingsbury was hired as the offensive coordinator/quarterbacks coach at USC prior joining the Cardinals.

PLAYING CAREER: Kingsbury had a prolific career as a quarterback at Texas Tech (1999-2002), playing his last three seasons under Mike Leach where he set 39 school records, 16 Big 12 marks and 17 NCAA records during his collegiate career while throwing for 12,423 yards and 95 touchdowns. As a senior in 2002, he was awarded the Sammy Baugh Trophy as the nation's

top college QB and was also named the Associated Press Big 12 Offensive Player of the Year while finishing ninth in Heisman Trophy voting.

At Texas Tech, Kingsbury recorded more than 12,000 passing yards and total offense, including over 1,000 completions, making him just the third player in NCAA history to accomplish all three feats.

He was drafted in the sixth round (201st overall) of the NFL Draft by New England in 2003 and spent his rookie season on the Patriots injured reserve list before spending the 2004 season on the Saints practice squad. Kingsbury played in one game with the Jets in 2005 and completed one of two passes for 17 yards. He played with the Cologne Centurions of NFL Europe in 2006 before attending training camp with the Bills that summer. Kingsbury finished his playing career in the Canadian Football League by playing with the Montreal Alouettes and Winnipeg Blue Bombers in 2007.

PERSONAL: Kingsbury grew up and played high school football under his father, Tim, at New Braunfels (TX) High School where he threw for over 3,000 yards and 34 touchdowns as a senior in 1997 to lead the Unicorns to the Class 5A Division II state semifinals just one year after finishing 4-8. New Braunfels finished Kingsbury's senior season with a 13-2 record, which included six come from behind wins. In 2018, Kingsbury was inducted into the Texas High School Football Hall of Fame.

While at Texas Tech, Kingsbury was one of 14 collegiate football players to receive a post-graduate scholarship from the National Football Foundation and Hall of Fame. He was also awarded with Academic All-America Player of the Year honors in 2002, the highest academic honor for a player in Texas Tech history. Kingsbury earned a bachelor's degree in Management from Texas Tech in 2001.

KLIFF KINGSBURY COACHING BREAKDOWN

Year	School/Team	Position
2008-09	University of Houston	Offensive Quality Control
2010	University of Houston	Quarterbacks
2011	University of Houston	Co-Offensive Coordinator/Quarterbacks
2012	Texas A&M	Offensive Coordinator/Quarterbacks
2013-18	Texas Tech	Head Coach
2019-	ARIZONA CARDINALS	HEAD COACH

NFL PLAYING CAREER

Year	School/Team	Position
2003	New England Patriots	Quarterback
2004	New Orleans Saints	Quarterback
2005	New York Jets	Quarterback



JEFF RODGERS

ASSISTANT HEAD COACH/SPECIAL TEAMS COORDINATOR

COLLEGE: North Texas

HOMETOWN: Austin, TX

YEARS NFL/CARDINALS: 17/3



NOTECARDS

- Hired as Cardinals special teams coordinator in 2018 after working in the same capacity for three seasons (2015-17) with the Chicago Bears. Added the title of assistant head coach in 2019.
- Has 19 years of coaching experience, including 16 seasons coaching special teams in the NFL with Arizona, Chicago (2015-17), Denver (2011-14), Carolina (2009-10) and San Francisco (2003-07).
- In 2019, K Zane Gonzalez ranked 4th in the NFL in both total points (127) and made FGs (31) while P Andy Lee ranked 2nd in the NFL with a 47.8-yard punting average and LB Dennis Gardeck was selected as a Pro Bowl alternate.
- Helped the Cardinals rank 5th in the NFL in special teams in 2018 after the team finished 30th in 2017. Lee led the NFL and set a franchise single-season record with a 48.6-yard punting average and rookie LB Zeke Turner led the NFL with 13 solo special teams tackles in 2018.
- Denver returned six kicks for TDs during Rodgers tenure in Denver (2011-14), tied for the second most in the NFL in that span. In 2012, Trindon Holliday became the first player in NFL history to record multiple return TDs in a playoff game when he scored on a 90-yard punt return and a 104-yard kickoff return in a 38-35 double-overtime loss to the Ravens.
- Broncos K Matt Prater was named to the Pro Bowl in 2013 after setting franchise records in field goal percentage (96.2%; 25-of-26) and points scored (150). Prater's 64-yard field goal in 2013 is the longest in NFL history. In 2014, K Connor Barth's 93.8 field-goal percentage (15-of-16) was the second-highest in team history.

Jeff Rodgers is in his third season with the Cardinals and second as the team's assistant head coach/special teams coordinator. He came to Arizona in January, 2018 as the team's special teams coordinator and added the title of assistant head coach in 2019. Rodgers is in his 17th NFL season after previously coaching special teams with Chicago (2015-17), Denver (2011-14), Carolina (2009-10) and San Francisco (2003-07).

Last season, K Zane Gonzalez set career highs and ranked 4th in the NFL in both total points (127) and made FGs (31). His 31 FGs are the third-most in team history while his 127 points are tied for the third-best single-season total in franchise history. P Andy Lee finished 2nd in the NFL with a 47.8-yard punting average, the second consecutive season working with Rodgers that he finished in the top-two in the NFL in punting average.

In 2018, Arizona's special teams developed into one of the league's best. The Cardinals finished the season with the NFL's #5 ranked special teams unit in 2018 after finishing #30 in 2017. Rodgers helped Lee lead the NFL and establish a Cardinals single-season record with a 48.6-yard punting average. Undrafted rookie LB Zeke Turner led the NFL with 13 solo special teams tackles while fellow undrafted rookie LB Dennis Gardeck led all NFL rookies with 388 special teams snaps. In the Cardinals season finale at Seattle, Gardeck had a deflected punt and recovered a Cameron Malveaux blocked punt in the end zone for a touchdown. It was Arizona's first blocked punt for a touchdown since 2008.

While working with Chicago, the Bears had three special teams TDs in 2017 (two punt return, one fake punt), tied with the Rams for the most in the NFL. Rookie PR Tarik Cohen averaged 9.4 yards per punt return in 2017 (9th in the NFL) and had a 61-yard return for a TD while KR Deonte Thompson ranked 2nd in the NFL in 2016 in kickoff return yards (804). P Pat O'Donnell allowed just 22 punt returns in 2016, tied for the third fewest in the NFL among punters who appeared in 16 games.

Prior to working in Chicago, Rodgers spent four seasons as the

special teams coordinator with the Broncos. During his time in Denver, the Broncos ranked 10th in the NFL in gross punting average (45.6 yards per punt) and 11th in net punting average (39.6 yards per punt). Denver's six total kick return TDs (four punt/two kickoff) were tied for the second most in the NFL during Rodgers tenure.

Broncos K Matt Prater was named to the Pro Bowl following the 2013 season after setting franchise records in FG percentage (96.2%, 25-of-26) and points scored (150). His 64-yard field goal on December 8, 2013 remains the longest FG in NFL history. In 2014, K Connor Barth's 93.8 field goal percentage (15-of-16) was the second-highest season total in Broncos history.

In Rodgers' second season in Denver in 2012, the Broncos special teams allowed the 2nd-lowest punt return average (6.2 ypr) and the 7th-lowest kickoff return average (22.1 ypr) in the NFL. During the Divisional Playoffs that season, Trindon Holliday became the first player in NFL history to record a punt return TD (90 yards) and kickoff return TD (104 yards) in a postseason game. In 2011, Denver ranked 3rd in the NFL in punt return average (12.7 ypr) and one of just three teams in the league with multiple punt return TDs: Arizona (4), Denver (2), Chicago (2). P Britton Colquitt set single-season franchise records for gross (47.4) and net punting (40.2) averages and broke his own team record the following year with a 42.1-yard net average.

Rodgers began his coaching career at the University of Arizona in 2001, spending two seasons as a graduate assistant working with the secondary and linebackers under head coach John Mackovic. He entered the NFL coaching ranks with San Francisco in 2003 as a special teams quality control coach for two seasons before being elevated to assistant special teams coach (2005-07). During his five seasons with the 49ers, LS Brian Jennings (2004) and current Cardinals P Andy Lee (2007) both earned Pro Bowl selections. Lee set an NFL single-season record with 42 punts inside the 20-yard line (since broken) and ranked 2nd in the NFL with a 41.0 net punting average in 2007.



After leaving the 49ers, Rodgers served as the special teams coordinator for one season at Kansas State in 2008. Following Kansas State, Rodgers spent two seasons in Carolina, first as the Panthers special teams assistant (2009) before serving as special teams coordinator in 2010.

Rodgers played linebacker at North Texas (1996-2000) where he earned a degree in Business, specializing in Entrepreneurship and Strategic Management. A St. Paul, MN native, Rodgers attended Westlake (Austin, TX) High School, the same high school as Saints QB Drew Brees, Jaguars QB Nick Foles and Ravens K Justin Tucker. His brother, Jay, is the defensive line coach with the Chicago Bears.

JEFF RODGERS COACHING BREAKDOWN

Year	School/Team	Position
2001-02	University of Arizona	Graduate Assistant
2003-04	San Francisco 49ers	Special Teams Quality Control
2005-07	San Francisco 49ers	Assistant Special Teams
2008	Kansas State	Special Teams Coordinator
2009	Carolina Panthers	Special Teams Assistant
2010	Carolina Panthers	Special Teams Coordinator
2011-14	Denver Broncos	Special Teams Coordinator
2015-17	Chicago Bears	Special Teams Coordinator
2018	ARIZONA CARDINALS	SPECIAL TEAMS COORDINATOR
2019-	ARIZONA CARDINALS	ASSISTANT HEAD COACH/SPECIAL TEAMS COORDINATOR

VANCE JOSEPH

DEFENSIVE COORDINATOR

COLLEGE: Colorado

HOMETOWN: Marrero, LA

YEARS NFL/CARDINALS: 16/2

DOB: September 20, 1972



NOTE CARDS

- Hired as Cardinals defensive coordinator on 1/11/19 after spending two seasons (2017-18) as the head coach of the Denver Broncos.
- Joseph has 13 years of NFL coaching experience on the defensive side of the ball, including working as the defensive coordinator with the Miami Dolphins.
- Last season with the Cardinals, LB Chandler Jones was named first-team All-Pro and was a Pro Bowl selection after setting a franchise record with 19 sacks (2nd in NFL) to go along with eight forced fumbles (tied for 1st in NFL) and seven strip-sacks (1st in NFL). Jones was runner up for NFL Defensive Player of the Year and was named NFC Defensive Player of the Year by the NFL 101 Committee.
- In Joseph's first season with the Broncos in 2017, Denver had the NFL's #3 ranked defense and joined Minnesota as the only teams in the NFL that season to rank in the top-five in both run defense and pass defense. The Broncos ranked #5 in run defense in '17 after finishing the previous year ranked #28 in that category.
- In 2018, the Broncos defense ranked in the top-10 in the NFL in INTs (17), takeaways (28) and sacks (44). Rookie LB Bradley Chubb – Denver's first-round selection in the 2018 NFL Draft – led all NFL rookies with 12.0 sacks that season. Pro Bowl LB Von Miller had 14.5 sacks, tied for fourth in the NFL in 2018. Denver was one of three teams (Seattle, Kansas City) to have two players record double digit sacks in 2018.
- Joseph's teams have ranked in the top-10 in INTs in four of the past six seasons.
- Four different defensive backs earned a combined five Pro Bowl selections – Johnathan Joseph (2), Reggie Nelson (1), Adam Jones (1) and Walt Harris (1) – during Joseph's time coaching defensive backs in Cincinnati, Houston and San Francisco.

Vance Joseph joined the Cardinals as defensive coordinator on 1/11/19 after two seasons (2017-18) as head coach of the Denver Broncos. He is a 21-year coaching veteran, including 15 seasons in the NFL with San Francisco (2005-10), Houston (2011-13), Cincinnati (2014-15), Miami (2016), Denver (2017-18) and Arizona (2019). Joseph has 13 years of coaching experience on the defensive side of the ball in the NFL, including working as defensive coordinator with Miami in 2016. In a stretch from 2011-16, which spanned jobs in Houston, Cincinnati and Miami, Joseph's teams made the postseason five times in six seasons.

In his first season with the Cardinals, Joseph led a defense that featured LB Chandler Jones who was named first-team All-Pro and was selected to the Pro Bowl after setting a franchise record with 19 sacks, while also posting career-highs in forced fumbles (8) and strip-sacks (7). Jones' 19 sacks ranked second in the NFL while he tied for the league lead in forced fumbles and led the NFL in strip-sacks. He was the runner up for the NFL Defensive Player of the Year in addition to being named the NFC Defensive Player of the Year by the NFL Committee of 101. Fellow LB Jordan Hicks started all 16 games and led the team with a career-high 150 tackles, the third-most in the NFL last season, while S Budda



Baker was selected to his first Pro Bowl as a safety after leading the NFL with 104 solo tackles.

With Denver in 2018, Joseph helped a Broncos defense that ranked in the top-10 in the NFL in INTs (17), takeaways (28) and sacks (44) in 2018. Pro Bowl LB Von Miller had 14.5 sacks, tied for fourth in the NFL in 2018 while first-round draft pick LB Bradley Chubb led all NFL rookies with 12.0 sacks and CB Chris Harris, Jr. was selected to his fourth Pro Bowl. Denver was one of three teams (Seattle, Kansas City) to have two players record double digit sacks in 2018.

In 2017, Joseph helped Denver's defense rank #3 in the NFL (290.0 ypg) and featured Pro Bowlers CB Aqib Talib and Miller. The Broncos joined the Vikings as the only teams in the NFL in 2017 to rank in the top-five in both run defense and pass defense. The Broncos finished #4 in pass defense (200.6 ypg) and #5 in run defense (89.4 ypg) in '17 after finishing the 2016 season ranked #28 in run defense.

As defensive coordinator with Miami in 2016, Joseph helped the Dolphins reach the postseason for the first time in eight years and had two players (Ndamukong Suh & Cameron Wake) selected to the Pro Bowl. Miami ranked #4 in third down defense (36.2%) and forced the sixth-most negative plays (107) in the NFL. The Dolphins won nine of their final 11 regular season games, forcing 21 takeaways in that span.

Prior to Miami, Joseph coached defensive backs for two seasons (2014-15) with Cincinnati, helping the Bengals to back-to-back postseason appearances. During his two seasons with Cincinnati, the Bengals led the NFL with 41 INTs. Cincinnati was the only team to post more INTs than TDs allowed (36) during that two-year stretch while holding opposing QBs to the lowest combined passer rating (77.4) in the NFL. In 2015, CB Adam Jones and S Reggie Nelson were each selected to the Pro Bowl and the Bengals won the AFC North after tying a team record with 12 regular season wins. Joseph's secondary allowed the fewest passing plays of 25+ yards (22) in the AFC that season.

The Bengals ranked #3 in the NFL in INTs in both 2014 (20) and 2015 (21) and Cincinnati recorded more INTs on defense (20) than touchdown passes allowed (18) during the '14 campaign. Four different defensive backs had multiple INTs in 2014 as the Bengals ranked #6 in the league in yards per pass attempt (6.6).

Coaching defensive backs for three seasons (2011-13) in Houston, Joseph helped the Texans rank among the top-seven defenses in the NFL each season. His secondary contributed to the team allowing the third-fewest passing yards per game (203.5) during that three-year span, helping Houston to its first two division titles (2011-12) in team history. CB Johnathan Joseph was selected to two Pro Bowls (2011-12) and was named second-team All-Pro in 2011.

In his first season as defensive backs coach with Houston, the Texans defense went from being ranked #32 in passing yards allowed in 2010 to #3 in passing yards allowed in 2011. Houston also allowed an NFL-low 51.9 completion percentage that year

and finished second in yards per pass attempt (6.2) while five different defensive backs had multiple INTs. In 2012, Houston led the NFL with 118 passes defended and set a team record with three INT returns for TDs while setting a franchise record with 12 regular season wins. Houston had the #3 ranked pass defense in 2013 and allowed the second-fewest passing first downs (158) in the NFL. Joseph assumed defensive play-calling duties the last three games of the season after defensive coordinator Wade Phillips was named interim head coach.

Joseph got his start in the NFL with San Francisco where he served as assistant defensive backs coach in 2005 before being promoted to defensive backs coach (2006-10). During Joseph's first season as defensive backs coach, CB Walt Harris earned the first Pro Bowl selection in his 11-year career after posting a career-high eight INTs.

CB Nate Clements was the co-winner of the 49ers team MVP award in 2007 after leading San Francisco with four INTs, 14 passes defended and three forced fumbles. In 2008, the 49ers secondary gave up the fewest 20+ yard pass plays (41) in the NFC while ranking #3 in the conference in red zone defense (48.1%). San Francisco finished 2009 with the #4 scoring defense (17.6 ppg) and had 33 takeaways, the fifth-most in the NFL that season.

Joseph began his coaching career in 2000 at his alma mater, the University of Colorado, as a graduate assistant for two seasons, helping the Buffaloes to a Big 12 Championship and Fiesta Bowl appearance in 2001. He was then named the defensive backs coach at Wyoming in the spring of 2002 before returning to Colorado to serve in the same role with the Buffaloes for two seasons (2002-03). He spent the 2004 season coaching defensive backs at Bowling Green, helping the Falcons to a 9-3 record, a top-25 ranking and a victory in the GMAC Bowl.

Joseph appeared in 30 games at Colorado (1990-94), playing quarterback, running back and on special teams, and was a member of the Buffaloes 1990 National Championship team. He served as a backup to All-American QBs Darian Hagan and Kordell Stewart and completed 34-of-61 passes for 454 yards and four TDs to go along with 50 carries for 237 yards and one TD in his college career.

He converted to cornerback in the NFL and signed with the Jets as an undrafted rookie free agent in 1995. As a rookie, Joseph played in 13 games (six starts) and had 21 tackles (17 solo), two INTs and five passes defended. He played in four games with the Colts in 1996 before spending the preseason with Denver in 1997.

A native of Marrero, LA, Joseph attended Archbishop Shaw High School where he led his team to a 37-6 record in three seasons as the starting quarterback and won the 4A state championship as a sophomore. He earned USA Today honorable mention All-American honors as a senior and also lettered all four seasons in basketball.

Joseph and his wife, Holly, have a daughter, Nataly, and a son, Stone. His older brother, Mickey, a former quarterback at the University of Nebraska (1988-91), is currently the wide receivers coach at LSU.



VANCE JOSEPH COACHING BREAKDOWN

Year	School/Team	Position
2000-01	University of Colorado	Graduate Assistant
2002-03	University of Colorado	Defensive Backs
2004	Bowling Green University	Defensive Backs
2005	San Francisco 49ers	Assistant Defensive Backs
2006-10	San Francisco 49ers	Defensive Backs
2011-13	Houston Texans	Defensive Backs
2014-15	Cincinnati Bengals	Defensive Backs
2016	Miami Dolphins	Defensive Coordinator
2017-18	Denver Broncos	Head Coach
2019-	ARIZONA CARDINALS	DEFENSIVE COORDINATOR

NFL PLAYING CAREER

Year	School/Team	Position
1995	New York Jets	Cornerback
1996	Indianapolis Colts	Cornerback

TOM CLEMENTS

PASS GAME COORDINATOR/QBS

COLLEGE: Notre Dame

HOMETOWN: Pittsburgh, PA

YEARS NFL/CARDINALS: 22/2

DOB: June 18, 1953



NOTECARDS

- Named Cardinals pass game coordinator/quarterbacks coach on 1/22/19.
- Rookie QB Kyler Murray – the #1 overall pick in the 2019 NFL Draft – was named AP NFL Offensive Rookie of the Year last season after establishing rookie records for rushing yards by a QB (544) on his way to becoming just the sixth quarterback in NFL history, and second rookie, with at least 3,500 passing yards and 500 rushing yards in a season.
- In 11 seasons coaching with Green Bay (2006-16), the Packers finished top-10 in the NFL in total offense nine times, made the postseason nine times and won Super Bowl XLV following the 2010 season.
- During his tenure with the Packers, Clements helped with the development of QB Aaron Rodgers who was selected to six Pro Bowls and earned NFL MVP honors in 2011 and 2014.
- In three seasons as offensive coordinator with Green Bay (2012-14), the Packers ranked 3rd in the NFL in scoring (27.8 ppg), 5th in total offense (381.9 ypg), 3rd in giveaways (54) and 5th in first downs (1,048).
- The Packers finished top-10 in the NFL in scoring in each season Clements worked as offensive coordinator, including in 2014 when Green Bay led the NFL with 486 points.
- Clements also coached QB Brett Favre, who in 2007 was selected to the Pro Bowl after throwing for more than 4,000 yards for the fifth time in his career and led the Packers to the NFC Championship game.

Tom Clements (CLEM-ents) is in his second season with the Cardinals after being named pass game coordinator/quarterbacks coach on 1/22/19. Clements is a 25-year coaching veteran who has spent 21 seasons as an assistant coach in the NFL, including five seasons as an offensive coordinator.

In his first season with the Cardinals, Clements helped first-year signal-caller Kyler Murray, the #1 overall pick in the 2019 draft, to AP NFL Offensive Rookie of the Year honors in 2019 while also being named a Pro Bowl alternate. The former Heisman Trophy winner set franchise rookie records for wins by QB (5), passing yards (3,722), touchdown passes (20), completions (349), attempts (542), 300-yard games (5) and games with multiple touchdown passes (8). Murray also set an NFL rookie record with 211 consecutive pass attempts with an interception.

The Cardinals scored 25+ points in a game nine times, posted 400+ net yards in a game five times and went without a turnover in a franchise record seven games last season.

Clements worked for 11 seasons with Green Bay as quarterbacks coach (2006-11), offensive coordinator (2012-14) and as associate head coach/offense (2015-16). Prior to coaching with the Packers, he served as the offensive coordinator with Buffalo (2004-05) and as a quarterbacks coach with Pittsburgh (2001-03), Kansas City (2000) and New Orleans (1997-99).

In Clements' 11 seasons with Green Bay, the Packers finished top-10 in the NFL in total offense nine times, made the postseason nine times and won Super Bowl XLV following the 2010 season. During his tenure with the Packers, Aaron Rodgers was selected to six Pro Bowls (2009, '11-12, '14-16) and earned NFL MVP honors in 2011 and 2014. Rodgers became the first QB in NFL history to register a 100+ rating in six consecutive seasons (2009-14).

He has coached 13 different offensive players to a total of 21 Pro Bowls and tutored six quarterbacks who had 14 total 3,000-yard passing seasons, including eight 4,000-yard campaigns.



While working as offensive coordinator with Green Bay, the Packers ranked #3 in the NFL in scoring (27.8 ppg), #5 in total offense (381.9 ypg), #3 in giveaways (54) and #5 in first downs (1,048). The Packers finished top-10 in the NFL in scoring in each of the three seasons Clements worked as offensive coordinator, including in 2014 when the Packers led the NFL with 486 points scored.

In 2016, Green Bay ended the season on a six-game winning streak to clinch their eighth consecutive playoff appearance, a franchise record. Rodgers threw 15 TDs and no INTs during that six-game stretch and led the Packers to an appearance in the NFC Championship. He increased his own NFL record by posting his sixth career season with 500+ attempts and eight or fewer INTs (610 attempts/7 INTs). In 2015, the Packers tied a franchise record with eight turnover-free games and allowed just 17 giveaways, the fifth fewest in team history. Rodgers tied for the NFL lead with 39 completions of 25+ yards and was 3rd in the league in TD/INT ratio (3.88).

Selected as the NFL MVP for the second time in his career in 2014, Rodgers finished the year 2nd in passer rating (112.2), 3rd in TD passes (38) and had 13 games without an INT, the third-most in league history. WR Jordy Nelson set a single-season franchise record with 1,519 receiving yards and teamed with WR Randall Cobb to become the first duo in NFL history to each have 90+ receptions, 1,200+ yards and 12+ TD catches as both were selected to the Pro Bowl. RB Eddie Lacy became just the sixth player in Packers history to record back-to-back 1,000-yard rushing seasons with 1,139 yards in 2014 after rushing for 1,178 yards as a rookie in 2013.

Green Bay led the NFL with 486 points (30.4 ppg) in 2014, the second most in team history (560 in 2011). The Packers set a new franchise record and tied for the NFL lead with only 13 giveaways and also set a franchise single-season record with 356 first downs.

In 2013, the Packers ranked #3 in the NFL with 6,404 yards of total offense, the second most in team history. Green Bay finished top-10 in the league in total passing (#6) and rushing (#7) yards for the first time since 2004 and ranked 3rd in the NFL with 76 plays of 20+ yards. They averaged 133.5 rushing yards per game that season, the team's best mark since 2003 and the sixth-best dating back to the 1970 merger. Lacy's 1,178 rushing yards were the most by a rookie in team history as he was selected to the Pro Bowl and was named NFL Offensive Rookie of the Year.

Clements coordinated a Packers offense in 2012 that finished 5th in scoring (27.1 ppg), tied for 2nd in giveaways (16) and 3rd in red zone efficiency (68.1%). At that time, the Packers 68.1% red zone efficiency was the team's best mark since the stat was first recorded in 1995. Rodgers led the NFL with a 108.0 passer rating for the second straight season and finished second in the league with 39 TD passes. WR James Jones led the NFL with 14 TD receptions, becoming the first Packer to lead the league in that category since WR Sterling Sharpe (18) in 1994, and TE Jermichael Finley set a single-season franchise record for receptions by a tight end (61).

Clements began his tenure with the Packers as quarterbacks coach in 2006 and helped Brett Favre, who in 2007 was selected to the Pro Bowl after throwing for more than 4,000 yards for the fifth time in his career and led the Packers to the NFC Championship game. Rodgers became the Packers starter in 2008 and threw for 4,038 yards, giving Green Bay consecutive seasons with a 4,000-yard passer for just the second time in team history and for the first time in league history those passers were different

quarterbacks.

Rodgers earned his first MVP award in 2011 after setting an NFL single-season record with a 122.5 passer rating and franchise marks for TD passes (45), passing yards (4,643), completion percentage (68.3), yards per attempts (9.25), and 300-yard games (eight). QB Matt Flynn set a single-game Packers record with 480 passing yards and six TDs in the 2011 season finale. Combined with Rodgers five passing TDs the previous week, it marked the first time in NFL history that a team had two different QBs each throw 5+ TD passes in consecutive games.

Prior to joining Green Bay, Clements spent two seasons (2004-05) as the offensive coordinator in Buffalo, helping the Bills increase their scoring output by 152 points in his first season in 2004. RB Willis McGahee become just the fifth player in team history to register back-to-back 1,000-yard rushing seasons, and QB Kelly Holcomb set a Bills franchise single-season record with a 67.3 completion percentage in 2005.

He spent the previous seven years as a quarterbacks coach with Pittsburgh (three seasons), Kansas City (one season) and New Orleans (three seasons). Clements helped Elvis Grbac (Chiefs in 2000) and Kordell Stewart (Steelers in 2001) earn Pro Bowl selections while Tommy Maddox (Pittsburgh) was named NFL Comeback Player of the Year in 2002.

Clements got his start in coaching at his alma mater, Notre Dame, spending four seasons (1992-95) working under Lou Holtz. He began his coaching career with the Fighting Irish as the team's quarterbacks coach for three seasons before serving as wide receivers coach/assistant head coach in 1995. At Notre Dame, he coached 1993 NFL Rookie of the Year QB Rick Mirer and WR Derrick Mayes, a second-round selection of Green Bay in 1996. In addition, he tutored QB Ron Powlus, Notre Dame's career passing leader in attempts, completions, yardage and TDs at the time of his graduation.

Clements played 12 years in the Canadian Football League as a quarterback and was a seven-time divisional All-Star, 1987 CFL MVP, 1975 CFL Rookie of the Year and two-time Gray Cup Champion with Ottawa (1976) and Winnipeg (1984), earning the Outstanding Offensive Player award in each game. He played with the Ottawa Rough Riders (1975-78), Saskatchewan Roughriders (1979), Hamilton Tigers-Cats (1981-82) and Winnipeg Blue Bombers (1983-87) in his CFL career and completed 2,807-of-4,657 attempts (60.3%) for 39,041 yards and 252 TDs. Clements was inducted into the CFL Hall of Fame in 1994. He spent the 1980 season with the Kansas City Chiefs.

As a college player, Clements was a three-year starter at Notre Dame (1972-74) under Ara Parseghian and led the Irish to a 29-5 record, including an undefeated national championship season in 1973. An All-American in 1974, Clements finished fourth in Heisman Trophy voting that season. He received a bachelor's degree in Economics from Notre Dame in 1975.

Following his playing days, Clements, a licensed attorney, worked from 1988-92 for Bell, Boyd & Lloyd (now known as K&L Gate), a Chicago-based law firm. He pursued his law degree during his playing days and graduated magna cum laude from Notre Dame Law School in 1986. While working on Notre Dame's staff in 1994, Clements served as an adjunct associate professor of law where he taught "Sports and the Law."

Clements and his wife, Kathe, have a daughter, Stevie, and a son, Tommy.



TOM CLEMENTS COACHING BREAKDOWN

Year	School/Team	Position
1992-94	Notre Dame	Quarterbacks
1995	Notre Dame	Wide Receivers/Assistant Head Coach
1997-99	New Orleans Saints	Quarterbacks
2000	Kansas City Chiefs	Quarterbacks
2001-03	Pittsburgh Steelers	Quarterbacks
2004-05	Buffalo Bills	Offensive Coordinator
2006-11	Green Bay Packers	Quarterbacks
2012-14	Green Bay Packers	Offensive Coordinator
2015-16	Green Bay Packers	Associate Head Coach/Offense
2019-	ARIZONA CARDINALS	PASS GAME COORDINATOR/QUARTERBACKS

NFL PLAYING CAREER

Year	School/Team	Position
1980	Kansas City Chiefs	Quarterback

BRENTSON BUCKNER

DEFENSIVE LINE

COLLEGE: Clemson

HOMETOWN: Charlotte, NC

YEARS NFL/CARDINALS: 20/6

DOB: September 30, 1971



Veteran NFL defensive lineman Brentson Buckner is back with the Cardinals and enters his sixth season with Arizona's coaching staff and eighth year as an NFL assistant after re-joining the team as defensive line coach on 2/5/20.

Buckner originally joined the Cardinals coaching staff in 2013 and spent five seasons (2013-17) tutoring the team's defensive line. He coached in Tampa Bay in 2018 before spending last season with the Oakland Raiders.

A second-round pick (50th overall) of the Pittsburgh Steelers in the 1994 NFL Draft out of Clemson, Buckner played in 174 games (127 starts) in his 12-year NFL playing career with Pittsburgh (1994-96), Cincinnati (1997), San Francisco (1998-2000) and Carolina (2001-05). He had 31 sacks, two INTs, five forced fumbles and seven fumble recoveries in his career.

With Oakland last season, Buckner helped the Raiders improve from 13 sacks in 2018 to 32 in 2019 and finished 8th in the NFL against the run last year after finishing 30th in 2018. Buckner tutored rookie defensive linemen Maxx Crosby (fourth-round) and Clelin Ferrell (first-round) last season with the Raiders. Crosby had 10 sacks, four forced fumbles and four passes defended while Ferrell had 4.5 sacks and five passes defended in 2019.

Under Buckner's guidance, Tampa Bay improved from 22 sacks in 2017 to 38 sacks in 2018. DE Jason Pierre-Paul had a team-leading 12.5 sacks, DE Carl Nassib had a career-high 6.5 sacks and DT Gerald McCoy had 6.0 sacks.

During his five seasons with the Cardinals, Arizona's defense ranked 2nd in rushing yards allowed per game (93.8 avg.), 3rd in yards allowed (324.7 avg.), 4th in rushing yards per attempt (3.81 avg.), 6th in points allowed per game (20.7 avg.) and had 203 sacks, the seventh-most in the NFL in that span.

Arizona's defense finished ranked #6 overall (310.9 ypg) in 2017

and 6th against the run (89.6 ypg). In 2016 the Cardinals finished with the NFL's #2 ranked defense, marking the second straight season the team had a top-five defense in the league. It was also the team's highest defensive ranking in franchise history. Arizona led the NFL with 48 sacks that season, the third-highest total in team history. DT Calais Campbell led the defensive line with 8.0 sacks, his team record seventh career season with at least six sacks. Under Buckner's guidance, Campbell was selected to his first two career Pro Bowls (2014-15).

Following the 2016 season, Buckner was selected as the head coach of the East team in the 92nd East-West Shrine Game. For the first time, the annual college all-star game selected two NFL assistants to head up the teams.

The Cardinals finished the 2015 season with the NFL's #5 ranked defense. The unit ranked 2nd in the NFL with 33 total takeaways and tied Kansas City for the league lead with six defensive TDs. Arizona also ranked sixth in run defense (91.3 ypg) and 7th in points allowed per game (19.6) that season.

In 2014, the Cardinals allowed just 18.7 points per game, the fifth-lowest average in the league, while allowing 20 points or fewer in an NFL-high 13 games. Campbell was named to his first Pro Bowl while ninth-year DT Frostee Rucker posted a career-high 5.0 sacks. In his first year as an assistant coach in 2013, the Cardinals defense finished as the NFL's #6 ranked overall unit and featured the league's top-ranked run defense (84.4 yards per game). The Cardinals allowed the fewest rushing yards in team history for a 16-game season (1,351) and had 47 sacks.

As a member of the Steelers, Buckner started all 16 games during the 1995 regular season and all three playoff games in helping the Steelers reach Super Bowl XXX, which was played at Sun Devil Stadium. After three years with Pittsburgh, he was traded to Kansas City in 1997, but was waived by the Chiefs and claimed by Cincinnati prior to the season.



He signed with the 49ers as a free agent in 1998 and spent three seasons in San Francisco, setting a career high with 7.0 sacks in 2000. He went to Carolina as a free agent in 2001 and played the final five years of his career with the Panthers. In 2003, he was a part of one of the league's top defensive lines alongside DEs Julius Peppers and Mike Rucker and DT Kris Jenkins. The group helped lead the Panthers to Super Bowl XXXVIII, the first Super Bowl appearance in franchise history.

After retiring from the NFL following the 2005 season, Buckner coached high school in his hometown of Charlotte, serving as the defensive coordinator at Victory Christian High School and then

as head coach at Northside Christian Academy (2008-09) before serving as a training camp intern with the Steelers for three years (2010-12).

Born in Columbus, GA, Buckner played collegiately at Clemson (1990-93). A three-year starter, he left ranked third in school history with 22 sacks and fourth with 46 tackles for loss. He helped the Tigers to an ACC Championship in 1991 and a nine-win season in 1993, which was capped off by a 14-13 win over Kentucky in the Peach Bowl where he had 13 tackles and was named Defensive MVP. In 2013, Buckner was named to the Clemson Athletic Hall of Fame. He and his wife, Denise, have two daughters, Nia and Nya and a son, Brandon.

BRENTSON BUCKNER COACHING BREAKDOWN

Year	School/Team	Position
2007	Victory Christian H.S.	Defensive Coordinator
2008-09	Northside Christian Acad.	Head Coach
2013-17	ARIZONA CARDINALS	DEFENSIVE LINE
2018	Tampa Bay Buccaneers	Defensive Line
2019	Oakland Raiders	Defensive Line
2020-	ARIZONA CARDINALS	DEFENSIVE LINE

NFL PLAYING CAREER

Year	School/Team	Position
1994-96	Pittsburgh Steelers	Defensive End/Defensive Tackle
1997	Cincinnati Bengals	Defensive Tackle
1998-2000	San Francisco 49ers	Defensive Tackle
2001-05	Carolina Panthers	Defensive Tackle

CHARLIE BULLEN

OUTSIDE LINEBACKERS

COLLEGE: Iowa

HOMETOWN: Palatine, IL

YEARS NFL/CARDINALS: 9/2

DOB: September 28, 1984



Charlie Bullen enters his second season with Arizona and first as the team's outside linebackers coach after being promoted on 2/5/20. He originally joined the Cardinals staff as assistant linebackers coach on 2/6/19.

With the Cardinals last season, Bullen coached LB Chandler Jones, who was named first-team All-Pro and selected to the Pro Bowl after setting a franchise record with 19 sacks to go along with a career-high eight forced fumbles and seven strip-sacks. His 19 sacks ranked second in the NFL while he tied for the league lead in forced fumbles and led the NFL in strip-sacks. Jones finished second for the NFL Defensive Player of the Year.

Prior to joining the Cardinals, Bullen spent seven seasons with Miami, including the last three seasons (2016-18) as the Dolphins assistant linebackers coach. He originally joined the Dolphins in 2012 as a defensive assistant before being promoted to assistant defensive line coach in 2013 where he coached for three seasons (2013-15). He worked under Cardinals defensive coordinator Vance Joseph, who held the same post in Miami during the 2016 season.

Dolphins LB Kiko Alonso totaled 100+ tackles in each of Bullen's three seasons (2016-18) working with the linebackers. In 2018,

Alonso led the team and tied for 10th in the NFL with a career-high 125 tackles, the most by a Dolphins linebacker since Karlos Dansby in 2012. He was the only NFL player with at least 100 tackles, three INTs and three forced fumbles in 2018. Alonso had 115 tackles in both 2016 and 2017, which ranked ninth and eighth, respectively, in the AFC in those two seasons.

During his first season as assistant linebackers coach in 2016, Miami won nine of its last 11 games to clinch its first playoff birth since 2008. The Dolphins defense held opponents to a 36.2 percent third down conversion rate in 2016, which ranked 4th in the NFL, and forced 21 turnovers in the final 11 games, the league's fourth most in that span. Alonso was a key contributor to that run, scoring a go-ahead TD on an INT return with 1:01 to play in Week 10 at San Diego. He also became the first Dolphins linebacker since at least 1993 with an INT and fumble recovery in a game.

As a defensive line assistant for three seasons, DEs Cameron Wake (27.0) and Olivier Vernon (25.5) ranked 10th and tied for 12th, respectively, for the most sacks in the NFL from 2013-15. No other NFL team had multiple players in the top-20 in sacks during that stretch. Wake was selected to the Pro Bowl in back-to-back seasons (2013-14) while working with Bullen. In 2015, Wake had



7.0 sacks in seven games – including four in Week 6 at Tennessee – during an injury-shortened season, joining Julius Peppers as the only NFL players with at least seven sacks in each of the previous six seasons (2010-15). Vernon (7.5), Wake (7.0) and Ndamukong Suh (6.0) were one of just four NFL trios of teammates with at least six sacks each in '15.

The defensive line totaled 30.5 of Miami's 39 sacks in 2014, including a team-high 11.5 from Wake. The Dolphins defensive line had 34 of Miami's 42 sacks in 2013, including a team-high 11.5 by Vernon and 8.5 from Wake. It was the first time in franchise history that the Dolphins had at least 40 sacks in three consecutive seasons (2011-13).

During Bullen's first season in Miami, the Dolphins ranked 7th in the NFL and 3rd in the AFC in scoring defense (19.8 ppg) and its red zone defense (opponents scored TDs on just 42.6 percent of their red zone possessions) led the league. Bullen worked

primarily with the defensive line, which featured two Pro Bowlers in Randy Starks and Wake, who led the team with a career-high 15 sacks, the fourth most in the NFL that season and sixth highest single-season total in team history.

Prior to working with the Dolphins, Bullen coached for three seasons (2009-11) as a graduate assistant working with defensive backs at his alma mater, the University of Iowa. He also served as a student assistant for two seasons (2007-08), working with Iowa's quarterbacks while working on his bachelor's degree. In 2006, he served as a volunteer assistant at Iowa City High School working with the team's quarterbacks.

Before attending Iowa, Bullen played quarterback at Harper (IL) College and St. Norbert (WI) College. He earned a bachelor's degree from Iowa in Finance in 2008 and a master's degree in Sports Management in 2011. He and his wife, Megan, have two daughters, Elle and Berkley.

CHARLIE BULLEN COACHING BREAKDOWN

Year	School/Team	Position
2007-08	University of Iowa	Student Assistant
2009-11	University of Iowa	Graduate Assistant
2012	Miami Dolphins	Defensive Assistant
2013-15	Miami Dolphins	Assistant Defensive Line
2016-18	Miami Dolphins	Assistant Linebackers
2019	ARIZONA CARDINALS	ASSISTANT LINEBACKERS
2020-	ARIZONA CARDINALS	OUTSIDE LINEBACKERS

BILL DAVIS LINEBACKERS

COLLEGE: Cincinnati

HOMETOWN: Youngstown, OH

YEARS NFL/CARDINALS: 26/6

DOB: November 5, 1965



Bill Davis is in his second season of his second coaching tenure with the Cardinals after returning to coach linebackers on 1/11/19. He previously worked as Arizona's defensive coordinator (2009-10) and linebackers coach (2007-08).

Davis has 25 years of coaching experience in the NFL, including seven seasons as a defensive coordinator with Arizona, Philadelphia and San Francisco. Prior to re-joining the Cardinals, he spent two seasons (2017-18) as linebackers coach at Ohio State after working as an analyst in 2016. While at Ohio State, Davis helped the Buckeyes to Big Ten championships in 2017 and 2018, a Rose Bowl victory over Washington after the 2018 season and a spot in the college football playoff following the 2017 season. Davis has worked with nine (Arizona, Pittsburgh, Carolina, Cleveland, Green Bay, Atlanta, New York Giants, San Francisco, Philadelphia) NFL teams during his coaching career and helped 12 different players combine for 17 Pro Bowl selections.

Last season with the Cardinals, LB Chandler Jones was named first-team All-Pro and was selected to the Pro Bowl after setting a franchise record with 19 sacks, while also posting career-highs in forced fumbles (8) and strip-sacks (7). His 19 sacks ranked second in the NFL while he tied for the league lead in forced fumbles and led the NFL in strip-sacks. Jones was the runner up for the NFL Defensive Player of the Year in addition to being

named the NFC Defensive Player of the Year by the NFL Committee of 101. LB Jordan Hicks started all 16 games and led the team with a career-high 150 tackles, the third-most in the NFL last season. He had 10+ tackles in a game nine times last season, tied with Seattle's Bobby Wagner for the most in the NFL in 2019.

Prior to his tenure at Ohio State, Davis spent three years as the defensive coordinator with the Eagles (2013-15). With Philadelphia in 2014, he helped the Eagles defense tie for 2nd in the NFL in sacks (49), rank 5th in rush yards per attempt and tie for 6th in takeaways (28), including an NFL-high 23 forced fumbles. In 2015, DT Fletcher Cox and S Malcolm Jenkins were both selected to the Pro Bowl, while LB Connor Barwin was selected in 2014.

Davis spent two seasons (2011-12) as the linebackers coach with Cleveland, his second stint with the Browns after working as the assistant linebackers coach in 1999. Davis went to Cleveland following four seasons with the Cardinals, including his final two years as Arizona's defensive coordinator. He came to Arizona as linebackers coach in 2007 and was part of the Cardinals Super Bowl XLIII team in 2008 before being elevated to defensive coordinator in 2009.

In Davis' first year as defensive coordinator with the Cardinals in



2009, his unit allowed 325 points, the fifth-lowest total for the franchise since the NFL went to a 16-game schedule in 1978. The Cardinals also had 21 INTs during the regular season, the team's highest total since intercepting 23 passes in 1994. Arizona's defense finished 6th in the NFL with 43 sacks, the third-highest total (59 in 1983, 55 in 1984) for the team since sacks became an official stat in 1982. S Adrian Wilson, DT Darnell Dockett, S Antrel Rolle and CB Dominique Rodgers-Cromartie were all selected for the Pro Bowl that season.

In his two seasons as linebackers coach for the Cardinals (2007-08), LBs Karlos Dansby and Gerald Hayes both eclipsed 100 tackles each year, with Dansby leading the team in 2007 (117 tackles) and setting a new career-high in 2008 (128 tackles). Hayes' 107 tackles in 2008 marked the third season that he recorded over 100 tackles during his career. During Davis' first season in Arizona, LB Calvin Pace had more than 100 tackles for the first time in his career (106) while also collecting 6.5 sacks to finish second on the team.

Davis' first tenure in Arizona followed two seasons as the 49ers defensive coordinator (2006-07). In 2006, CB Walt Harris was selected to his first Pro Bowl after tying CB Charles Woodson for the NFC lead with eight INTs, including one returned for a TD. Harris also led San Francisco with five forced fumbles and two fumble recoveries. LB Brandon Moore had a breakout season with a team, posting a career-high 114 tackles (67 solos) and leading the team with 6.5 sacks.

Prior to the 49ers, Davis spent one season (2004) as linebackers coach for the New York Giants. Before that, he spent three seasons as Atlanta's linebackers coach and helped LB Keith Brooking earn three consecutive Pro Bowl selections.

After beginning his coaching career as a graduate assistant at Michigan State, Davis joined the NFL in 1992 as a defensive assistant with the Pittsburgh Steelers under Hall of Fame head coach Bill Cowher. With a playing and coaching career primarily on the offensive side of the ball, Davis worked for three seasons with the Steelers. As a defensive assistant, Davis sat in meeting rooms with a list of former head coaches including Cowher, Dom Capers, Marvin Lewis and Dick LeBeau.

Following Pittsburgh, Davis spent four seasons (1995-98) as the outside linebackers coach with the Carolina Panthers under Capers. In 1996, LBs Kevin Greene and Lamar Lathon finished first and second in the NFL in sacks with 14.5 and 13.5, respectively. Each made the Pro Bowl and the second-year Panthers advanced to the NFC Championship Game. After four years in Carolina, Davis spent one year in Cleveland (1999) and the 2000 season with Green Bay as a defensive assistant/defensive line.

Davis gained valuable experience as a ball boy under Dick Vermeil (Philadelphia) and Don Shula (Miami) while his father, Bill, Sr., served 13 years in the NFL, including six years as Cleveland's VP of Player Personnel.

A native of Youngstown, OH, Davis was a college QB and WR at the University of Cincinnati from 1985-88. He also spent time in training camp as a wide receiver with the Miami Dolphins. He earned a bachelor's degree from Cincinnati in 1989 and a master's degree from Michigan State in 1991.

Davis and his wife, Sherry, have four daughters, Monica, Brooke and twins Grace and Ava, and a son, Billy.

BILL DAVIS COACHING BREAKDOWN

Year	School/Team	Position
1991	Michigan State University	Graduate Assistant
1992-94	Pittsburgh Steelers	Defensive Assistant
1995-98	Carolina Panthers	Outside Linebackers
1999	Cleveland Browns	Defensive Assistant/Linebackers
2000	Green Bay Packers	Defensive Assistant/Defensive Line
2001-03	Atlanta Falcons	Linebackers
2004	New York Giants	Linebackers
2005-06	San Francisco 49ers	Defensive Coordinator
2007-08	ARIZONA CARDINALS	LINEBACKERS
2009-10	ARIZONA CARDINALS	DEFENSIVE COORDINATOR
2011-12	Cleveland Browns	Linebackers
2013-15	Philadelphia Eagles	Defensive Coordinator
2016	Ohio State University	Analyst
2017-18	Ohio State University	Linebackers
2019-	ARIZONA CARDINALS	LINEBACKERS

CARDINALS SPECIALTY LICENSE PLATE RAISES MORE THAN \$1 MILLION FOR CARDINALS CHARITIES IN 2019

The Cardinals Charities received more than \$1 million from the sale of the team's specialty license plates in 2019, according to the Arizona Department of Transportation (ADOT). The Cardinals plate generated the most charitable proceeds of any professional or amateur sports team in the state with \$1,148,197, and in all, 67,541 Arizona Cardinals plates were issued in 2019, according to ADOT.

"Seeing so many vehicles on the road displaying their Cardinals plates is fantastic, and the display of support is incredibly gratifying," said Cardinals Owner Michael Bidwill. "But even more meaningful is knowing the type of impact that the project is having on Cardinals Charities and, in turn, so many worthy causes throughout the state."

Founded in 1990, Cardinals Charities' mission is to support programs designed to improve the quality of life and enhance opportunities for children, women and minorities in Arizona. Drivers who opt for the specialty plates pay \$25 a year with \$17 going to a designated charity or non-profit group. Specialty license plates can be purchased online at www.ServiceArizona.com.





JIM DRAY

OFFENSIVE QUALITY CONTROL

COLLEGE: Stanford

HOMETOWN: Paramus, NJ

YEARS NFL/CARDINALS: 9/5

DOB: December 31, 1986



A former tight end with the Cardinals (2010-13, '17), Jim Dray is back in Arizona after re-joining the team as an offensive quality control coach on 2/5/20.

An eight-year NFL veteran, Dray was selected by the Cardinals in the seventh round (233rd overall) of the 2010 NFL Draft out of Stanford and played in 56 games (18 starts) with Arizona. He also played with Cleveland (2014-15), Buffalo (2016), and San Francisco (2016) and finished his career with 56 receptions for 605 yards and three touchdowns in 94 games.

Dray began his coaching career at his alma mater, Stanford, as an offensive assistant in 2018 prior to working last season as an

offensive quality control coach with Cleveland.

He started 39 career games at Stanford and had 41 receptions for 455 yards and seven touchdowns, earning second-team All-Pac 10 honors as a senior while helping the Cardinal finish 11th in the nation in rushing yards per game that season (218.2).

A native of Paramus, NJ, Dray was named first team All-Bergen County, All-North New Jersey, all-league, as well as second-team All-State as a junior and senior at Bergen Catholic (Oradell, NJ) High School. He finished his prep career with 66 receptions for 786 yards and five touchdowns, earning MVP honors in the 2003 state championship game.

JIM DRAY COACHING BREAKDOWN

Year	School/Team	Position
2018	Stanford University	Offensive Assistant
2019	Cleveland Browns	Offensive Quality Control
2020-	ARIZONA CARDINALS	OFFENSIVE QUALITY CONTROL

NFL PLAYING CAREER

Year	School/Team	Position
2010-13	ARIZONA CARDINALS	TIGHT END
2014-15	Cleveland Browns	Tight End
2016	Buffalo Bills	Tight End
2016	San Francisco 49ers	Tight End
2017	ARIZONA CARDINALS	TIGHT END

ROB GROSSO

DEFENSIVE QUALITY CONTROL

COLLEGE: John Carroll University

HOMETOWN: Buffalo, NY

YEARS NFL/CARDINALS: 3/2

DOB: September 22, 1993



Rob Grosso is in his second season as defensive quality control coach after joining the Cardinals staff on 2/6/19.

Grosso came to Arizona last year after working as the assistant to the head coach under Vance Joseph in Denver in 2018. He was elevated to that position after previously serving as an operations intern with the Broncos during the 2017 season.

A former wide receiver at John Carroll University (2011-13), Grosso worked with the Arizona Rattlers of the Indoor Football League during the 2017 season as a coaching/player personnel intern. With the Rattlers, Grosso assisted with the defensive line,

running backs and special teams.

Grosso got his start in the NFL with Denver for two years (2015-16) as a training camp operations intern before working as a volunteer assistant scout with the Saskatchewan Rough Riders (2016-17) and as a scout for Sports Info Solutions in 2016. He worked as a student coaching/recruiting assistant at John Carroll (2014-15) following his playing days.

Grosso received a bachelor's degree in Business Administration and Management from John Carroll in 2015. He attended Bishop Timon-St. Jude High School in Buffalo where he played football.



ROB GROSSO COACHING BREAKDOWN

Year	School/Team	Position
2018	Denver Broncos	Assistant to the Head Coach
2019-	ARIZONA CARDINALS	DEFENSIVE QUALITY CONTROL

STEVE HEIDEN

TIGHT ENDS

COLLEGE: South Dakota State

HOMETOWN: Rushford, MN

YEARS NFL/CARDINALS: 19/8

DOB: September 21, 1976



Long-time NFL tight end Steve Heiden enters his eighth season on Arizona's coaching staff and second as tight ends coach after being promoted in January, 2019. He previously worked as the Cardinals assistant offensive line coach (2018) and spent five years (2013-17) as an assistant special teams/assistant tight ends coach following his hiring on 2/5/13.

Last season with the Cardinals, Heiden helped Arizona's offense go from #32 overall in scoring in 2018 to #16 in 2019 and went from #32 overall in scoring drives in 2018 to number #9 in 2019. In addition to a drastically improved passing attack in 2019, the Cardinals also featured a resurgent run game last season. After finishing the 2018 season ranked #32 in the NFL in rushing yards per game and rushing average, Arizona ranked #10 in rushing yards per game (124.4) and #2 in rushing average (5.03) in 2019. The Cardinals 5.03-yard team rushing average established a new franchise single-season record, and the team's 1,990 rushing yards were the most in a single season since 1988.

In 2017, while assisting Cardinals tight ends, undrafted rookie TE Ricky Seals-Jones became just the third rookie tight end in franchise history with at least three TD catches in a season. His three TD catches ranked fourth among rookie tight ends that season.

Arizona finished the 2016 season with 418 points, the fourth-best total in team history, while having the #9 ranked offense in the NFL. It was the second straight season the Cardinals had a top-10 offense. RB David Johnson set franchise records and led the NFL with 2,118 scrimmage yards (1,239 rushing, 879 receiving) and 20 TDs, including a team-record 16 rushing TDs.

In 2015, the Cardinals had the top ranked offense in the NFL for the first time in team history and established single-season records for points (489), TDs (59), TD passes (35), total net yards (6,533), first downs (373) and first downs passing (237).

After playing in the NFL for 11 seasons (1999-2009), Heiden entered the coaching ranks in 2012 as tight ends coach at Concordia University in St. Paul, MN.

A third-round selection (69th overall) of the Chargers in the 1999 NFL Draft out of South Dakota State, Heiden spent three years in San Diego (1999-2001) before being traded to Cleveland where he played eight seasons with the Browns (2002-09). Over his NFL career, Heiden played 148 games with 83 starts and totaled 201 receptions for 1,689 yards and 14 TDs.

In 2004, Heiden set a career high with five TD receptions, which included a franchise-record-tying three TDs in one game (@ Cincinnati, 11/28/04). He enjoyed his most productive season statistically in 2005 when he started 13 games and had 43 catches for 401 yards.

A native of Rushford, MN, Heiden played college football at South Dakota State and totaled 112 receptions for 1,499 yards and eight TDs. He earned first-team All-North Central Intercollegiate Athletic Conference honors as a senior in 1998 and was voted second-team All-American by The Sports Network. He is one of only 29 players in school history to be selected in the NFL Draft.

Heiden and his wife, Jessica, have two daughters, Madison and Presley, and a son, Walker.

STEVE HEIDEN COACHING BREAKDOWN

Year	School/Team	Position
2012	Concordia University	Tight Ends
2013-17	ARIZONA CARDINALS	ASST. SPECIAL TEAMS/ASST. TIGHT ENDS
2018	ARIZONA CARDINALS	ASSISTANT OFFENSIVE LINE
2019-	ARIZONA CARDINALS	TIGHT ENDS

NFL PLAYING CAREER

Year	School/Team	Position
1999-2001	San Diego Chargers	Tight End
2002-09	Cleveland Browns	Tight End



JORDAN HOGAN

BILL BIDWILL FELLOWSHIP/QBS

COLLEGE: College of Brockport

HOMETOWN: Lockport, NY

YEARS NFL/CARDINALS: 1/1

DOB: April 19, 1991



Jordan Hogan is in his first season with the Cardinals as the Bill Bidwill Fellowship/QBs coach after joining Arizona's staff on 7/27/20.

The Cardinals established the Bill Bidwill Coaching Fellowship prior to the 2015 season. It is designed to increase diversity and provide more opportunities to gain coaching experience at the highest level. Hogan is the program's fourth participant and follows Don Shumpert (2019), Terry Allen (2017-18) and Levon Kirkland (2015-16). He will assist with Cardinals quarterbacks.

Hogan comes to the Cardinals after spending the past three seasons coaching wide receivers at Cornell University. A former collegiate wide receiver at the College of Brockport, Hogan has previous coaching experience in the NFL as a participant of the NFL's Bill Walsh Coaching Diversity Fellowship program. He interned during training camp with the Ravens (2019), Colts (2017) and Bills (2016). Hogan also participated in the NFL/NCAA Coaches Academy in 2018.

Following his playing days, Hogan began his coaching career as an assistant at Buffalo State where he spent four seasons (2013-16) assisting the team's wide receivers. He then had a brief stint at Stonehill College prior to joining Cornell's staff in 2017.

At Cornell, Hogan helped develop a wide receiver unit that saw improvement over his three seasons at the school. In 2019,

Phazione McClurge transitioned from defensive back and led the Big Red with 41 receptions for 677 yards and three touchdowns while fellow receiver Owen Peters finished his collegiate career in the school's top 20 list for career receiving yards (1,209). In 2018, Cornell had 20 different players catch at least one pass with five of those players finishing the season with at least 20 receptions.

During his tenure at Buffalo State, the program earned an invitation to two ECAC bowl games, including winning the 2014 ECAC Southwest Bowl and finishing the season with an 8-3 record. Hogan assisted with the development of Mike Doherty, the school's single-game and career leader in receptions as well as Ryan Carney, Buffalo State's leader in receiving touchdowns and the highest per-reception average in a season. Those two receivers combined for four all-league accolades as Doherty was a two-time first-team selection.

Hogan spent four seasons playing wide receiver at the College of Brockport (2009-12) where he was a three-year starter and a team captain, finishing his career fifth in school history in receiving yards (1,546) and eighth in career catches (108). As a senior, he was a preseason All-American and earned All-NJAC honors as a junior.

He attended Newfane (Lockport, NY) High School where he played football, basketball and track and field. Hogan earned his bachelor's degree in Communication and Media Studies in 2013.

JORDAN HOGAN COACHING BREAKDOWN

Year	School/Team	Position
2013-16	Buffalo State College	Assistant Coach
2017-19	Cornell University	Wide Receivers
2020-	ARIZONA CARDINALS	BILL BIDWILL FELLOWSHIP/QBs

BILL BIDWILL COACHING FELLOWSHIP

Prior to the 2015 season, the Cardinals established the Bill Bidwill Coaching Fellowship, a program to increase diversity and provide more opportunities to gain coaching experience at the highest level.

The inaugural participant was former Pro Bowl linebacker Levon Kirkland, who served two seasons (2015-16) assisting with the OLBs. The program's second participant, former Pro Bowl running back Terry Allen, joined the staff prior to the 2017 campaign and spent two years (2017-18) mentoring running backs while serving on the coaching staff. Prior to the 2019 season, Don Shumpert was named the fellowship's third recipient. A former wide receiver, Shumpert joined the Cardinals after spending the 2018 campaign as an offensive assistant with the NY Giants.

Bill Bidwill, who passed away last October, was at the forefront in providing opportunities to individuals regardless of race or gender. In 2010, he was honored with the Fritz Pollard Alliance's Paul "Tank" Younger Award for promoting diversity in the NFL. In 1978, Adele Harris became the first African American female executive in the NFL when she was hired as the Cardinals director of community relations.

In 1981, Bidwill hired attorney Bob Wallace, making him the first African American to handle contract negotiations for an NFL club. In 2004, the Cardinals became the first NFL team to have an African American general manager/head coach duo in Graves and Dennis Green.

Cardinals owner Michael Bidwill was honored by the Fritz Pollard Alliance with the organization's 2019 "Paul J. Tagliabue Award," given to a league or team executive who demonstrates the integrity and leadership Tagliabue exhibited in career development opportunities for minority candidates and advocacy for diversity on the league and club level.





SEAN KUGLER

OFFENSIVE LINE

COLLEGE: Texas-El Paso

HOMETOWN: Lockport, NY

YEARS NFL/CARDINALS: 14/2

DOB: August 9, 1966



Sean Kugler (K00G-ler) is in his second season as Arizona's offensive line coach after he was hired on 1/13/19. A 30-year coaching veteran, Kugler has spent 13 seasons as an assistant in the NFL having previously coached with Detroit (2001-05), Buffalo (2007-09), Pittsburgh (2010-12) and Denver (2018) prior to joining the Cardinals last year.

In his first season with the Cardinals, Kugler helped Arizona's offense go from #32 overall in scoring in 2018 to #16 in 2019 while going from #32 overall in scoring drives in 2018 to number #9 in 2019. After finishing the 2018 season ranked #32 in the NFL in rushing yards per game and rushing average, Arizona ranked #10 in rushing yards per game (124.4) and #2 in rushing average (5.03) in 2019. The Cardinals 5.03-yard team rushing average established a new franchise single-season record, and the team's 1,990 rushing yards were the most in a single season since 1988.

Behind the Cardinals offensive line, QB Kyler Murray earned NFL Offensive Rookie of the Year honors and became just the second rookie quarterback in NFL history with at least 3,500 passing yards and 500 rushing yards in a season.

With Denver in 2018, Kugler's offensive line helped undrafted rookie RB Phillip Lindsay rush for 1,034 yards on his way to becoming the NFL's first offensive undrafted rookie to make the Pro Bowl. Lindsay's 1,034 rushing yards were the second most in NFL history for an undrafted rookie. Denver's offensive line allowed just 34 sacks in 2018 after allowing 52 in 2017, the year prior to Kugler's arrival.

Kugler coached the Steelers offensive line for three seasons (2010-12) as they averaged more than 350 yards per game and made the postseason twice in that span. Pittsburgh's offensive line helped RB Rashard Mendenhall (1,273 yards) go over 1,000 rushing yards in 2010 as the Steelers advanced to Super Bowl XLV. C Maurkice Pouncey made his first three Pro Bowls (2010-12) under Kugler in addition to being named an All-Pro selection each season.

Prior to working in Denver in 2018, Kugler was the head coach for his alma mater, the University of Texas-El Paso for five seasons (2013-17). He coached two All-Americans, RB Aaron Jones and G Will Hernandez, and nine first or second-team All-Conference USA selections. Jones ranked second in the nation in rushing (1,773

yards) in 2016 and set a school career-record with 4,114 rushing yards while Hernandez was named an All-American twice (2016-17). Kugler led the Miners to the New Mexico Bowl in 2014 and his team achieved a perfect APR academic score of 1,000 and had the highest GPA and graduation rates in school history.

He tutored a Bills offensive line that blocked for a 1,000-yard rusher each season he was in Buffalo (Marshawn Lynch 2007-08; Fred Jackson 2009). Under Kugler, T Jason Peters made his first two career Pro Bowls (2007-08), and in 2007 the Bills set a team record by giving up only 26 sacks.

Kugler spent one season at Boise State (2006) as assistant head coach/offensive line and helped the Broncos to a 13-0 record and the school's first-ever BCS Bowl game berth in a win over Oklahoma at the Fiesta Bowl at State Farm Stadium. He coached All-WAC and Denver first-round selection OL Ryan Clady and helped RB Ian Johnson lead the nation with 25 rushing TDs and finish second in rushing yards (1,755). Prior to Boise State, Kugler spent five seasons with the Lions as tight ends coach (2001-03) while adding offensive line responsibilities between 2004-05. Lions running backs James Stewart (2002) and Kevin Jones (2004) each rushed for over 1,000 yards during Kugler's tenure.

Following three seasons (1990-92) coaching high school football in Florida while completing a bachelor's degree in Education from the University of South Florida, Kugler returned to UTEP and worked for eight seasons with the offensive line (1995-2000), tight ends/assistant strength and conditioning (1994) and graduate assistant/defensive line (1993). UTEP won the WAC championship in 2000 and played in the Humanitarian Bowl vs. Boise State that season.

Kugler played on the offensive line at UTEP where his position coach with the Miners was current Chiefs head coach Andy Reid. He signed with Pittsburgh as an undrafted rookie free agent in 1989 and played one season with the Sacramento Surge of the World League of American Football (1991) before starting his coaching career. A Lockport, NY native, Kugler is married to his wife, Monica, and has two sons, Robert and Patrick, and a daughter, Kali, in addition to a stepson, Javier. Robert (Purdue) and Patrick (Michigan) each played collegiately at center. Patrick is currently is an offensive line graduate assistant at San Diego State, Robert is an offensive quality control coach at Appalachian State and Kali is a student at Loyola-Chicago.



SEAN KUGLER COACHING BREAKDOWN

Year	School/Team	Position
1990-91	Tech H.S.	Offensive Line/Defensive Line
1992	Gaither H.S.	Offensive Line/Strength & Conditioning
1993	University of Texas-El Paso	Graduate Assistant/Defensive Line
1994	University of Texas-El Paso	Tights Ends/Asst. Strength & Conditioning
1995-2000	University of Texas-El Paso	Offensive Line
2001-03	Detroit Lions	Tight Ends
2004-05	Detroit Lions	Offensive Line/Tight Ends
2006	Boise State	Assistant Head Coach/Offensive Line
2007	Buffalo Bills	Assistant Offensive Line
2008-09	Buffalo Bills	Offensive Line
2010-12	Pittsburgh Steelers	Offensive Line
2013-17	University of Texas-El Paso	Head Coach
2018	Denver Broncos	Offensive Line-Guards/Centers
2019-	ARIZONA CARDINALS	OFFENSIVE LINE

RUSTY MCKINNEY

DEFENSIVE ASSISTANT

COLLEGE: Towson

HOMETOWN: Fairfax County, VA

YEARS NFL/CARDINALS: 7/2



Rusty McKinney is in his second season with the Cardinals as a defensive assistant after joining the staff on 2/12/19. He assists with Arizona's defensive line.

McKinney came to Arizona after spending three seasons as a defensive quality control coach with Miami where he worked under Cardinals defensive coordinator Vance Joseph, who held the same position with the Dolphins in 2016.

Dolphins LB Kiko Alonso totaled 100+ tackles in three consecutive seasons (2016-18) and in 2018 he led the team and tied for 10th in the NFL with a career-high 125 tackles, the most by a Dolphins linebacker since Karlos Dansby in 2012. Alonso was the only NFL player with at least 100 tackles, three INTs and three forced fumbles in 2018.

In 2016, Miami won nine of its last 11 games to clinch its first playoff birth since 2008. The Dolphins defense held opponents to a 36.2 percentage third down conversion rate in 2016, which ranked 4th in the NFL, and forced 21 turnovers in its final 11

games, the league's fourth most in that span. DE Cameron Wake and DT Ndamukong Suh were both selected to the Pro Bowl.

McKinney started in the NFL with Cleveland as a coaching intern for two seasons (2014-15). Prior to working with the Browns, he coached for five seasons (2009-13) at Bentley University. He spent his first four seasons as the Falcons special teams coordinator and linebackers coach and was elevated to defensive coordinator in 2013. McKinney started his coaching career in 2008 at Saint Anselm (NH) College as the team's outside linebackers coach.

He was a four-year letterman as a linebacker at Towson (1998-2001) and was the recipient of the Doc Minnegan Award as the team's MVP in 2001. McKinney served as a team captain as a senior and was a second-team All-Patriot League selection in his final two seasons (2000-01).

McKinney earned a bachelor's degree from Towson in Business Administration in 2002 and an associate's degree in Culinary Arts from Johnson and Wales in 2004.

RUSTY MCKINNEY COACHING BREAKDOWN

Year	School/Team	Position
2008	Saint Anselm	Outside Linebackers
2009-12	Bentley University	Special Teams Coordinator/Linebackers
2013	Bentley University	Defensive Coordinator/Linebackers
2014-15	Cleveland Browns	Coaching Intern
2016-18	Miami Dolphins	Defensive Quality Control
2019-	ARIZONA CARDINALS	DEFENSIVE ASSISTANT



BUDDY MORRIS

STRENGTH AND CONDITIONING

COLLEGE: Pittsburgh

HOMETOWN: South Park, PA

YEARS NFL/CARDINALS: 10/7

DOB: September 29, 1957



Buddy Morris enters his seventh season as the Cardinals strength and conditioning coach after being hired on 3/4/14. Previously with the Cleveland Browns (2002-04), Morris returned to the NFL in 2014 with the Cardinals after working at the collegiate level for 19 years.

A native of South Park, PA, Morris has an extensive background in strength and conditioning dating back to his first job at his alma mater, the University of Pittsburgh, where he began his career in 1980 in the first of his three stints with the Panthers. He worked with the Panthers from 1980-89 and aided in the development of future Pro Football Hall of Famers Dan Marino, Rickey Jackson, Chris Doleman and Russ Grimm. During that period, Morris worked with 13 first round NFL draft picks and 15 first-team All-Americans.

Morris specializes in workouts that focus on strength training, speed development, conditioning, agility training and flexibility.

After working as the wellness director for the Horizon Hospital System in Sharon, PA (1989-97), Morris returned to Pittsburgh from 1997-2001. During his second tenure at Pitt, the Panthers made three bowl appearances: the 1997 Liberty Bowl, the 2000 Insight.com Bowl and the 2001 Tangerine Bowl. Morris also developed the moniker for the Panthers strength and

conditioning program, "The Pitt Iron Works." In 2009, Muscle & Fitness Magazine name Morris' gym one of the 10 toughest in America.

Morris then joined Butch Davis and the Cleveland Browns for three seasons before working at the University of Buffalo in 2006 as its Director of Sports Performance. After one season in Buffalo, he went back for his third stint at Pittsburgh under head coach Dave Wannstedt from 2007-10. The Panthers made the 2008 Sun Bowl and the 2009 Meineke Car Care Bowl during that period.

Following his third stop at Pitt, Morris and his family opened a private gym in Buffalo called the New York Sports Center where he worked with athletes at all levels through personal training, group fitness classes and injury rehabilitation.

Morris worked with Roger Kingdom, a 1984 and 1988 Olympic gold medalist in 110-meter hurdles, and also helped develop Pro Football Hall of Fame RB Curtis Martin and Pro Bowl G Ruben Brown while they were at Pittsburgh.

He graduated from Pittsburgh in 1980 after lettering for four years (1977-80) in track and field. Morris is married to Monica and has two daughters, Kara and Claire, and two stepsons, Fred and Troy.

BUDDY MORRIS COACHING BREAKDOWN

Year	School/Team	Position
1980-89	University of Pittsburgh	Strength and Conditioning
1997-2001	University of Pittsburgh	Strength and Conditioning
2002-04	Cleveland Browns	Strength and Conditioning
2006	University of Buffalo	Director of Sports Performance
2007-10	University of Pittsburgh	Strength and Conditioning
2014-	ARIZONA CARDINALS	STRENGTH AND CONDITIONING

ARIZONA AND DAYLIGHT SAVING TIME


Every year people across the country turn their clocks ahead in the spring and back in the fall, except in Arizona.

Although Arizona stays on standard time throughout the year, never changing its clock forward or back, the time change, or lack thereof, does affect the Cardinals local kickoff times during the season.

In 2020, daylight saving time was observed on the second Sunday in March (March 8) and ends on the first Sunday in November (November 1). When daylight saving time is in effect, Arizona is three hours behind the east coast, making a 4:00 p.m. kickoff in New York a 1:00 p.m. kickoff in Arizona.

However, when daylight saving time ends, Arizona is only two hours behind the east coast, making a 4:00 p.m. kickoff in New York a 2:00 p.m. kickoff in Arizona.

In 1967, the Uniform Time Act was instituted, putting the entire country on daylight saving time. After one year, states could opt out, and Arizona went back to standard time and stayed there. Residents and lawmakers of Arizona knew there was an abundance of sunshine and did not see the need to move their clocks ahead in order to save any. The only other state that does not observe Daylight Saving Time is Hawaii.





BRIAN NATKIN

ASSISTANT OFFENSIVE LINE

COLLEGE: Texas-El Paso

HOMETOWN: San Antonio, TX

YEARS NFL/CARDINALS: 2/2

DOB: January 3, 1978



Brian Natkin is in his second season on Arizona's staff after joining the Cardinals as assistant offensive line coach on 1/13/19. He came to the Cardinals after coaching for 15 seasons on the college level.

In his first season with the Cardinals, Natkin helped Arizona's offense finish 10th in rushing yards per game (124.4) and 2nd in rushing average (5.03) in 2019 after finishing the 2018 season ranked #32 in the NFL in rushing yards per game and rushing average. The Cardinals 5.03-yard team rushing average last season established a new franchise single-season record and the team's 1,990 rushing yards were the most in a single season since 1988.

A consensus All-American tight end as a player at the University of Texas-El Paso, Natkin spent the 2018 season as run-game coordinator/offensive line coach at Hutchinson (KS) Community College. He was named the offensive line coach at Stephen F. Austin prior to joining the Cardinals.

Natkin worked for six seasons (2012-17) at his alma mater, UTEP, before coaching at Hutchinson CC. During his six seasons at UTEP, he served as offensive coordinator/wide receivers/tight ends coach (2017), special teams coordinator/tight ends coach (2014-16), tight ends/recruiting coordinator (2013) and offensive line coach (2012).

During his tenure at UTEP, Natkin helped coach two players to the NFL in TE Eric Tomlinson and OL Cedric Lang. Tomlinson finished his college career with 53 receptions for 464 yards and two TDs and was a three-time All-Conference USA honorable mention selection as well as being on the conference honor roll. Lang spent four years on UTEP's basketball team before transitioning to football in his senior year.

In 2016, Natkin helped TE Hayden Plinke become the first UTEP

tight end to earn first-team all-conference honors since 2000. He finished the season with 38 receptions for 456 yards and eight TDs and was named to the John Mackey Award Watch List. P Alan Luna was an All-Conference USA honorable mention selection and was on the Ray Guy watch list after punting 62 times for 2,542 yards (41.0 avg.) while K Jay Mattox led the team with 68 points, connecting on 15-of-19 field goals and 23-of-24 PATs, earning All-Conference USA honorable mention honors.

Prior to returning to UTEP, Natkin spent five years (2007-11) as the co-offensive coordinator and offensive line coach at Midwestern State University. He was part of a staff that led the Mustangs to a 41-15 record, which included a 2009 Lone Star Conference title. Natkin mentored three All-Americans, including G Amini Silatolu who was a second-round selection of the Carolina Panthers in 2012. In 2011, the Mustangs led the nation in total offense (531.9 ypg) and scoring (48.6 ppg) while ranking second in rushing (323.5 ypg).

Natkin spent one season (2006) at Northern Colorado as offensive line coach after beginning his coaching career as a graduate assistant at UTEP (2004-05) working with the Miners offense.

As a tight end at UTEP, Natkin was a consensus All-American selection in 2000 after leading all tight ends nationally with 64 catches for 787 yards. He is one of two consensus All-American selections in school history, finishing his collegiate career with 172 receptions for 1,934 yards and was a three-time first-team All-WAC honoree (1998-2000). Natkin played three games with the Tennessee Titans in 2001 and also spent training camp with the St. Louis Rams in 2003. He was inducted into the Miners Athletic Hall of Fame in 2016 and was named to UTEP's Centennial Football Team.

A San Antonio, TX native, Natkin graduated from UTEP with a bachelor's degree in Criminal Justice in 2003. He has twins, a son, Brock, and daughter, Lauren.

BRIAN NATKIN COACHING BREAKDOWN

Year	School/Team	Position
2004-05	University of Texas-El Paso	Graduate Assistant
2006	Northern Colorado	Offensive Line
2007-11	Midwestern State	Co-Offensive Coordinator/Offensive Line
2012	University of Texas-El Paso	Offensive Line
2013	University of Texas-El Paso	Tight Ends/Recruiting Coordinator
2014-16	University of Texas-El Paso	Tight Ends/Recruiting Coordinator
2017	University of Texas-El Paso	Offensive Coordinator/WRs/TEs
2018	Hutchinson CC	Run-Game Coordinator/Offensive Line
2019-	ARIZONA CARDINALS	ASSISTANT OFFENSIVE LINE

NFL PLAYING CAREER

Year	School/Team	Position
2001	Tennessee Titans	Tight End



MARK NAYLOR


ASSISTANT STRENGTH AND CONDITIONING

COLLEGE: Missouri Southern State

YEARS NFL/CARDINALS: 2/1

HOMETOWN: Broken Arrow, OK

DOB: November 14, 1980



Mark Naylor enters his first season with the Cardinals as an assistant strength and conditioning coach after joining the team on 2/5/2020.

Naylor came to the Cardinals after working the past two seasons (2018-19) as the director of football performance at Eastern Kentucky University. He coached at Eastern Kentucky following seven seasons as the assistant strength and conditioning coach at the University of Michigan. Working under head coaches Brady Hoke and Jim Harbaugh at Michigan, Naylor served as a liaison between the athletic medicine and strength and conditioning staffs, collaborating with rehabilitation programs while also creating individualized nutrition plans for the players.

Prior to working at Michigan, Naylor served as the director of strength and conditioning at Ball State for two seasons (2009-10). He directed the year-long planning and implementation of the team's strength and conditioning program while also overseeing the team's training table and nutrition

program. It was Naylor's second stint at Ball State after previously working as a graduate assistant for the Cardinals from 2004-05.

Naylor got his start in the NFL as a training camp assistant with Tampa Bay's strength and conditioning staff in 2001 before working as a strength and conditioning assistant with Baltimore (2006-07). He served as a strength and conditioning assistant at his alma mater, Missouri Southern State, in 2003 after working as a strength and conditioning intern at Michigan State earlier that year.

He graduated from Missouri Southern State with a bachelor's degree in Exercise Science and Wellness in 2003 and earned a master's degree in Higher Education Sports Administration from Ball State in 2006. Naylor is a certified strength and conditioning specialist by the National Strength and Conditioning Association. He and his wife, Melissa, have two sons, Matthew and Mason, and a daughter, Macy.

MARK NAYLOR COACHING BREAKDOWN

Year	School/Team	Position
2003	Missouri Southern State	Strength and Conditioning Assistant
2004-05	Ball State	Graduate Assistant
2009-10	Ball State	Director of Football Strength and Conditioning
2011-17	University of Michigan	Assistant Strength and Conditioning
2018-19	Eastern Kentucky University	Director of Football Sports Performance
2020	ARIZONA CARDINALS	ASSISTANT STRENGTH AND CONDITIONING

DAVID RAIH

WIDE RECEIVERS

COLLEGE: Iowa

YEARS NFL/CARDINALS: 7/2

HOMETOWN: Edina, MN

DOB: September 9, 1980



David Raih (RYE) is in his second season coaching wide receivers with Arizona after joining the Cardinals coaching staff on 1/13/19.

Prior to joining the Cardinals, Raih spent five seasons (2014-18) with Green Bay as wide receivers coach (2018), offensive perimeter coach (2017), assistant offensive line coach (2016) and coaching administrator (2014-15). He reunited with Cardinals head coach Kliff Kingsbury, under whom he worked as director of high school relations/outside receivers coach at Texas Tech in 2013.

In his first season with the Cardinals, Arizona's offense went from #32 overall in scoring in 2018 to #16 in 2019 and went from #32 overall in scoring drives in 2018 to number #9 in 2019. Raih's receivers worked with QB Kyler Murray, the 2019 AP Offensive Rookie of the Year who set franchise rookie records for passing yards (3,722), TD passes (20), completions (349), attempts (542), 300-yard games (5) and games with multiple TD passes (8). WR Larry Fitzgerald moved into second place on the NFL's all-time receptions list and finished the year with 700+ yards for an NFL record 16th consecutive season.



Under Raih's tutelage in 2018, Packers WR Devante Adams caught 13 TD passes which led the NFC and trailed only WR Antonio Brown (15) for the league lead. Adams finished the 2018 season with 111 receptions for 1,386 yards and was selected to the Pro Bowl. His 111 receptions were the second most in Packers team history and 6th in the NFL, and his 1,386 yards were the sixth most in Green Bay history and 7th in the league in 2018.

In 2017, Raih worked with Packers quarterbacks as Aaron Rodgers threw for 13 TDs and posted a 104.1 passer rating in the first five weeks of the season before he was injured. Raih assisted Green Bay's offensive line in 2016 and helped the Packers rank #4 in the NFL in points per game (27.0), #8 in yards per game (368.8), #7 in passing yards per game (262.4), #7 in yards per carry (4.55) and tied for eighth in giveaways (17). Rodgers led the NFL with 40 TD passes while setting a franchise single-season record with 401 completions. G T.J. Lang and T David Bakhtiari were each selected to the Pro Bowl while Bakhtiari was named second-team All-Pro, becoming the first Packers tackle to received All-Pro recognition since Forrest Gregg in 1967.

Raih spent one season under Kingsbury at Texas Tech, assisting with quarterbacks in 2013 prior to being promoted to outside receivers for the Holiday Bowl where the Red Raiders beat Arizona State.

He began his coaching career as an intern at UCLA for two seasons (2008-09) working with quarterbacks under head coach

Rick Neuheisel and offensive coordinator Norm Chow before returning to his alma mater, the University of Iowa. He spent three seasons at Iowa where he worked with tight ends (2012) and the offensive line (2010-11) as a graduate assistant. In 2012, TE C.J. Fiedorowicz had 45 receptions for 433 yards, the third-highest reception total by a tight end in school history. T Riley Reiff earned All-Big Ten honors in 2011 and was selected by the Lions in the first-round of the 2012 NFL Draft.

Raih played quarterback at Iowa (1999-2003) and helped the Hawkeyes to a 2002 Big Ten Conference Championship and a berth in the 2003 FedEx Orange Bowl. He was also part of the Hawkeyes 2001 Alamo Bowl team, Iowa's first bowl berth under head coach Kirk Ferentz. Raih was a member of the dean's list at Iowa while earning a bachelor's degree in Finance and a minor in Journalism and Mass Communication. He was also a member of Iowa's leadership committee and was the team's Athletes in Action representative at the 2001 Alamo Bowl, 2003 Orange Bowl and 2004 Outback Bowl.

An Edina, MN native, Raih attended St. Thomas Academy (St. Paul, MN), a Catholic, college-prep, military high school where he was promoted to lieutenant colonel, the second-highest ranking official in the school. He was a three-sport athlete in football, basketball and track. Raih helped the Cadets to the Minnesota state basketball championship as a junior and he quarterbacked St. Thomas Academy to the state semifinals in both his junior and senior seasons.

DAVID RAIH COACHING BREAKDOWN

Year	School/Team	Position
2010-12	University of Iowa	Graduate Assistant/Offensive Line-Tight Ends
2013	Texas Tech	Wide Receivers/Dir. of H.S. Relations
2014-15	Green Bay Packers	Coaching Administrator
2016	Green Bay Packers	Assistant Offensive Line
2017	Green Bay Packers	Offensive Perimeter
2018	Green Bay Packers	Wide Receivers
2019-	ARIZONA CARDINALS	WIDE RECEIVERS

MARCUS ROBERTSON

DEFENSIVE BACKS

COLLEGE: Iowa State

HOMETOWN: Pasadena, CA

YEARS NFL/CARDINALS: 30/2

DOB: October 2, 1969



Former NFL defensive back Marcus Robertson is in his second season as Arizona's defensive backs coach after joining the Cardinals staff on 2/6/19. He came to Arizona from Denver where he worked for two seasons (2017-18) in the same role with the Broncos.

Robertson has spent the last 29 seasons in the NFL as a player, coach and administrator and has coached defensive backs for the past 13 seasons with Tennessee (2007-11), Detroit (2012-13), Oakland (2014-16), Denver (2017-18) and Arizona (2019).

Last season with the Cardinals, Robertson tutored S Budda Baker who was selected to his first Pro Bowl as a position player after starting all 16 games and totaling 147 tackles, including a league-leading 104 solo tackles.

In 2018, Robertson helped the Broncos tie for 5th in the NFL in INTs (17) after Denver ranked 4th in the NFL in pass defense (200.6 ypg) and 2nd in third down defense (31.5%) in 2017. CB Aqib Talib earned his fifth consecutive Pro Bowl selection in 2017 and CB Chris Harris was selected to his fourth career Pro Bowl in 2018 after Harris collected three INTs and a sack. CB Bradley Roby led the Broncos in 2017 with a career-high 17 passes defended, and Denver's secondary had all 10 of the team's INTs that season.

Prior to joining the Broncos, Robertson spent two seasons (2015-16) as the Raiders defensive backs coach after working as the assistant defensive backs coach in Oakland in 2014. During his two seasons as defensive backs coach, the Raiders ranked 8th in the NFL with 30 INTs and 6th in the league with 163 passes defended, while safeties Charles Woodson (2015) and Reggie



Nelson (2016) were each selected to the Pro Bowl. Woodson's five INTs in 2015 were the most in NFL history by a player in his 18th season or later.

Robertson served as Detroit's secondary coach in 2013 after being promoted from assistant secondary coach in 2012. The Lions finished 9th in the league with 88 passes defended and held opponents to a 59.1 completion percentage in 2013.

He began his coaching career with the Titans as assistant secondary coach for two seasons (2007-08) before being promoted to secondary coach from 2009-11. In 2008, the Titans had three first-time Pro Bowl selections (CB Cortland Finnegan, S Chris Hope, S Michael Griffin) while Tennessee defensive backs had 19 INTs that season to rank second in the NFL. As secondary coach, the Titans ranked second in the NFL in average passing yards per completion (10.6) between 2009-11. In 2009, Tennessee finished 8th in the NFL in INTs (20) while ranking second in the league with four INTs returned for TDs.

Robertson played in the NFL for 12 years with the Houston Oilers/Tennessee Titans (1991-00) and the Seattle Seahawks (2001-02) after entering the league with Houston as a fourth-round selection (102nd overall) in the 1991 NFL Draft out of Iowa State. Robertson was a first-team All-Pro selection at free safety in 1993 and 1997. He finished his career by appearing in 162 regular season games (144 starts), collecting 24 INTs, 72 passes defended, 11 fumble recoveries, nine forced fumbles and 795 tackles (638 solo). Following his playing days, Robertson spent four seasons (2003-06) as the Titans director of player development before starting his coaching career. He and his staff won the Winston and Shell Award in 2006 for their innovation and commitment to player development in the NFL.

During his four seasons at Iowa State as a cornerback, Robertson totaled 257 tackles, six INTs and nine forced fumbles. He was inducted into the Iowa State Athletic Hall of Fame in 2008. Robertson earned a bachelor's degree in Management and Organizational Development from Bethel University in 2012. He and his wife, Holly, have two daughters, Morgan and Milan, and a son, Marcus Andrew.

MARCUS ROBERTSON COACHING BREAKDOWN

Year	School/Team	Position
2007-08	Tennessee Titans	Assistant Secondary
2009-11	Tennessee Titans	Secondary
2012	Detroit Lions	Assistant Secondary
2013	Detroit Lions	Secondary
2014	Oakland Raiders	Assistant Defensive Backs
2015-16	Oakland Raiders	Defensive Backs
2017-18	Denver Broncos	Defensive Backs
2019-	ARIZONA CARDINALS	DEFENSIVE BACKS

NFL PLAYING CAREER

Year	School/Team	Position
1991-2000	Houston Oilers/Tennessee Titans	Defensive Back
2001-02	Seattle Seahawks	Defensive Back

JAMES SAXON


RUNNING BACKS

COLLEGE: San Jose State

HOMETOWN: Burton, SC

YEARS NFL/CARDINALS: 21/2

DOB: March 23, 1966



Veteran running backs coach James Saxon is in his second season with the Cardinals after he was hired on 2/6/19.

Saxon has 20 seasons of experience as a running backs coach (2000-19) in the NFL after an eight-year playing career in the league with the Chiefs (1988-91), Dolphins (1992-94) and Eagles (1995). In 20 years as an assistant coach, his running backs have earned 15 Pro Bowl selections and rushed for 1,000 yards in a season 11 times. Saxon has been a part of four different franchises that have posted eight total postseason appearances during his career.

In his first season with the Cardinals, Saxon helped Arizona's offense go from #32 overall in scoring in 2018 to #16 in 2019 while going from #32 overall in scoring drives in 2018 to number #9 in 2019. After finishing the 2018 season ranked #32 in the

NFL in rushing yards per game and rushing average, Arizona ranked #10 in rushing yards per game (124.4) and #2 in rushing average (5.03) in 2019. The Cardinals 5.03-yard team rushing average established a new franchise single-season record and the team's 1,990 rushing yards were the most in a single season since 1988. RB Kenyan Drake, acquired midseason by the Cardinals from Miami, led the team with 643 rushing yards and eight TDs on 123 carries in eight games.

Saxon came to the Cardinals after coaching Pittsburgh's running backs for five seasons (2014-18). In 2018, Steelers second-year RB James Conner was selected to the Pro Bowl after gaining 1,470 scrimmage yards (sixth most by an NFL RB), including 973 rushing yards while only playing in 13 games. Conner also scored 12 rushing TDs, which tied for third in the league.



Under Saxon's guidance, RB Le'Veon Bell earned three Pro Bowl selections (2014, '16-17), was named first-team All-Pro twice (2014, '17) and became the fastest player in NFL history to reach 5,000 rushing and 2,500 receiving yards in a career (59 games). He tied Eric Dickerson for the fewest games (59) in NFL history to reach 7,500 yards from scrimmage. Bell finished the 2017 season third among all NFL players in rushing yards (1,291) and second in yards from scrimmage (1,946) while scoring 11 TDs. Steelers FB Roosevelt Nix was selected to the Pro Bowl in 2017 after paving the way for Bell's production in addition to having a rushing and receiving TD.

Bell led the NFL in scrimmage yards per game (157.0) in 2016 and set the team's single-game rushing record in the regular season (236 at Buffalo) and in the postseason (170 at Kansas City) that year. He became the fastest player in NFL history to reach 3,000 rushing yards and 1,500 receiving yards (38 games). Bell got to 4,000 rushing yards in his 47th game, the second fewest games in team history to reach 4,000 rushing yards.

In 2014, Bell set Steelers single-season records in yards from scrimmage (2,215), first downs (114) and receiving yards by a running back (854). He became the first player in the NFL to total at least 200 yards from scrimmage in three straight games. Bell's 1,361 rushing yards led the AFC and he became just the second player in NFL history to record at least 1,350 rushing yards and 850 receiving yards in a single season (Marshall Faulk-1999). He had 830 yards from scrimmage between Weeks 11-14, tying him for the fourth-most yards from scrimmage in NFL history in a four-game span.

Saxon also tutored RB DeAngelo Williams during his tenure with the Steelers. In 2015, Williams had 1,274 yards from scrimmage and tied for the NFL lead with 11 TDs. He was the only player in the AFC to have 1,000+ scrimmage yards and at least 10 rushing TDs that season.

Prior to working in Pittsburgh, Saxon coached running backs in Minnesota for three seasons (2011-13), including Adrian Peterson's NFL MVP and Offensive Player of the Year campaign in 2012 when he posted the second-highest single-season rushing total (2,097 yards) in league history. Peterson had the most rushing yards in the month of December in NFL history (861) that

season to go along with a team record 10 games of 100+ rushing yards. FB Jerome Felton was a second-team All-Pro selection and was named to the Pro Bowl in 2012.

Saxon coached running backs in Miami for three seasons (2008-10) and helped RB Ronnie Brown get selected to the Pro Bowl in 2008. In 2009, Miami had the NFL's fourth-ranked rushing attack (139.4 ypg) and RB Ricky Williams led the team with 1,121 rushing yards.

Returning to the team that drafted him, Saxon spent seven seasons (2001-07) coaching running backs with the Chiefs and helped lead a trio of RBs – Priest Holmes, Larry Johnson and Tony Richardson – to seven Pro Bowls and five 1,000-yard seasons. Holmes and Johnson totaled five 1,000-yard rushing seasons between them and rank first and second, respectively, in team history in career yardage. Johnson set a team record with 1,789 rushing yards in 2006 and Holmes set a Chiefs single-season record, which at the time was also an NFL record, with 27 rushing TDs in 2003. Holmes rushed for 100+ yards in a game 24 times while working with Saxon.

He entered the NFL coaching ranks serving as running backs coach with the Bills in 2000 after starting his coaching career as the running backs coach at Rutgers (1997-98) and as a volunteer assistant at Menlo College (1999).

Saxon played eight seasons as a running back in the NFL with the Chiefs, Dolphins and Eagles after entering the league with Kansas City as a sixth-round selection (139th overall) in the 1988 NFL Draft out of San Jose State. In his career, Saxon played in 111 regular season games and totaled 214 touches for 1,048 yards. He also appeared in eight postseason contests.

He began his college playing career at American River Junior College (1984-85) before transferring to San Jose State (1986-87). Saxon totaled 609 rushing yards and nine TDs on 118 carries to go along with 78 receptions for 732 yards and four TDs with the Spartans.

Saxon is married to Elizabeth and has a son, Devin, and a step-daughter, Matti. Devin played quarterback at Harvard.

JAMES SAXON COACHING BREAKDOWN

Year	School/Team	Position
1997-98	Rutgers University	Running Backs
1999	Menlo College	Assistant Coach
2000	Buffalo Bills	Running Backs
2001-07	Kansas City Chiefs	Running Backs
2008-10	Miami Dolphins	Running Backs
2011-13	Minnesota Vikings	Running Backs
2014-18	Pittsburgh Steelers	Running Backs
2019-	ARIZONA CARDINALS	RUNNING BACKS

NFL PLAYING CAREER

Year	School/Team	Position
1988-91	Kansas City Chiefs	Fullback
1992-94	Miami Dolphins	Fullback
1995	Philadelphia Eagles	Fullback



DON SHUMPERT

OFFENSIVE ASSISTANT

COLLEGE: Iowa

HOMETOWN: St. Louis, MO

YEARS NFL/CARDINALS: 3/2

DOB: January 8, 1992



Don Shumpert is in his second season with the Cardinals and first as an offensive assistant after being promoted on 2/5/20. He originally joined Arizona's staff on 2/12/19 as part of the Bill Bidwill Coaching Fellowship assisting with Cardinals running backs.

The Cardinals established the Bill Bidwill Coaching Fellowship prior to the 2015 season. It was created to increase diversity and provide more opportunities to gain coaching experience at the highest level. He was the program's third participant and followed Levon Kirkland (2015-16) and Terry Allen (2017-18).

Last season, RB Kenyan Drake led the Cardinals in rushing yards (643) and rushing TDs (8) on 123 attempts after being acquired in a midseason trade with the Dolphins. Drake had three 100-yard performances and scored seven TDs in the final three games of the season. He ran for a career-high four TDs against Cleveland, the second most rushing TDs in a game in team history and the first Cardinals player to run for at least four TDs in a game since 1993.

Shumpert joined the Cardinals after spending the 2018 season with the New York Giants as an offensive assistant. A former wide receiver who attended rookie mini-camp with Chicago and Kansas City, Shumpert worked as a graduate assistant at his alma mater, the University of Iowa, for two seasons (2016-17), assisting wide receivers and special teams. The Hawkeyes went 8-5 in both 2016 and 2017 and participated in the 2017 Outback Bowl and the 2018 Pinstripe Bowl.

He played four seasons at Iowa (2010-13) and finished his career with 21 receptions for 211 yards in addition to collecting 11 tackles on special teams. As a senior in 2013, Shumpert had 15 receptions for 182 yards while helping Iowa to an 8-5 record and an appearance in the 2014 Outback Bowl. Shumpert earned academic All-Big Ten honors in both 2012 and 2013 and was recognized with the Next Man In Award for offense as a senior in 2013. The Hawkeyes won 27 games during his four-year career and played in four consecutive bowl games.

Following his playing days, Shumpert served as an assistant coach at his former high school, Hazelwood East (St. Louis, MO), in 2015. He coached wide receivers and assisted with special teams, helping the Spartans advance to the state playoffs. Shumpert coached All-State WR Rajai Perkins, who earned a scholarship to Murray State University.

Shumpert was a two-year letterman at Hazelwood East while playing both wide receiver and defensive back. As a senior, Shumpert earned first-team All-State honors after being named second-team as a junior. A team captain and MVP as a senior, Shumpert had 45 receptions for 736 yards and eight TDs on offense and 79 tackles on defense after helping Hazelwood East win the state championship as a junior in 2008. He also earned All-State honors in track and was a two-year letterman in basketball. Shumpert earned a bachelor's degree in Sports Management from Iowa in 2014.

DON SHUMPERT COACHING BREAKDOWN

Year	School/Team	Position
2016-17	University of Iowa	Graduate Assistant
2018	New York Giants	Assistant to the Coaching Staff-Offense
2019	ARIZONA CARDINALS	BILL BIDWILL FELLOWSHIP/RBs
2020-	ARIZONA CARDINALS	OFFENSIVE ASSISTANT

CARDINALS PRIMARY HOME STADIUMS

Since the NFL was founded in 1920, the following venues have served as the primary site for Cardinals home games:

1920-1921	Normal Park, Chicago *	1959	Soldier Field, Chicago
1922-1925	Comiskey Park, Chicago	1960-1965	Busch Stadium, St. Louis ***
1926-1928	Normal Park, Chicago *	1966-1987	Busch Memorial Stadium, St. Louis
1929-1930	Comiskey Park, Chicago	1988-2005	Sun Devil Stadium, Tempe
1931-1938	Wrigley Field, Chicago	2006-	State Farm Stadium, Glendale ****
1939-1958	Comiskey Park, Chicago **		

* Normal Park was also known as Normal Field

** In 1944, the Cardinals and Steelers merged during WWII and home games were split between Comiskey Park and Pittsburgh's Forbes Field

*** Busch Stadium was known as Sportsman's Park from 1909-1952; Cardinals moved to the newly-opened Busch Memorial Stadium in 1966

**** State Farm Stadium was known as University of Phoenix Stadium from 2006-17



JERRY SULLIVAN

OFFENSIVE ASSISTANT

COLLEGE: Delta State

HOMETOWN: Miami, FL

YEARS NFL/CARDINALS: 26/5

DOB: July 13, 1945



Veteran assistant coach Jerry Sullivan is in his second season as an offensive assistant after returning to the Cardinals in 2019 for his second tenure with the team. He previously served as wide receivers coach (2001-02) and offensive coordinator (2003) with Arizona.

Sullivan has 48 years of coaching experience, including 25 seasons in the NFL with the Chargers (1992-96), Lions (1997-2000), Cardinals (2001-03, '19), Dolphins (2004), 49ers (2005-10) and Jaguars (2012-16). His came back to Arizona after coaching at LSU (2017-18), and prior to joining the NFL ranks, he coached for seven different college programs over the course of 21 years.

During his time in the NFL, Sullivan has coached seven Pro Bowl wide receivers – Anthony Miller (1992-93), Tony Martin (1996), Herman Moore (1997-98), Germaine Crowell (1999), David Boston (2001), Anquan Boldin (2003) and Allen Robinson (2015). Under his guidance, nine different wide receivers have gained 1,000+ yards in a season 13 times. Three different pass catching duos posted 1,000-yard campaigns in the same year – Lions WRs Herman Moore (1,293) and Johnnie Morton (1,057) in 1997, Lions WRs Germane Crowell (1,338) and Morton (1,129) in 1999 and Jaguars WRs Allen Robinson (1,400) and Allen Hurns (1,031) in 2015.

Last season with the Cardinals, Arizona's offense went from #32 overall in scoring in 2018 to #16 in 2019 and went from #32 overall in scoring drives in 2018 to number #9 in 2019. Future Hall of Fame WR Larry Fitzgerald moved into second place on the NFL's all-time receptions list and finished the year with 700+ yards for an NFL record 16th consecutive season.

He spent two seasons at LSU as a senior offensive assistant/passing game coordinator (2018) and consultant (2017). In 2018, the Tigers averaged 402 yards and 32.4 points per game with first-time starters at QB and three WR positions. Junior QB Joe Burrow totaled the second-most yards of total offense (3,293) in school history in 2018 before his Heisman Trophy winning campaign in 2019.

Prior to LSU, Sullivan spent five seasons (2012-16) with Jacksonville where he oversaw a receiving corps that achieved a breakout campaign in 2015, which resulted in Allen Robinson's first-career Pro Bowl selection. Robinson caught 80 passes for 1,400 yards and a single-season franchise-record 14 TDs (tied for the NFL lead). He joined Calvin Johnson (2011), Randy Moss (2000) and Jerry Rice (1986) as the only post-merger receivers to record at least 1,400 yards, 14 TDs and a 17.5-yards-per-catch average in a season.

Sullivan coached with San Francisco from 2005-10 where he groomed WR Michael Crabtree after he was selected 10th overall

by the 49ers in the 2009 NFL Draft. Crabtree totaled 103 receptions for 1,366 yards and eight TDs under Sullivan's tutelage. In 2008, Sullivan's unit was highlighted by 15-year NFL veteran WR Isaac Bruce, who led the team with 61 catches for 835 yards and seven TDs, his most since 2002.

He coached for three seasons during his first tenure in Arizona and one year in Miami prior to his time in San Francisco. In his first year with the Cardinals (2001), WR David Boston led the NFL with a single-season franchise-record 1,598 receiving yards on 98 receptions and was selected to the first Pro Bowl of his career. In 2003, Sullivan was promoted to offensive coordinator, and he mentored WR Anquan Boldin, who posted the NFL's third most receptions (101) and receiving yards (1,377) on his way to being named the NFL's Offensive Rookie of the Year and a starter in the Pro Bowl.

From 1997-2000, Sullivan coached wide receivers in Detroit where he had a 1,000-yard receiver in each of his first three seasons with the team, including two campaigns that saw multiple Lions receivers reach the 1,000-yard mark. WR Herman Moore was a first-team All-Pro selection in 1997 with 104 receptions for 1,293 yards and eight TDs and he paired with WR Johnnie Morton's 1,057 receiving yards that season. In 1999, Morton gained 1,129 yards on 80 receptions, and WR Germane Crowell led the team with 1,338 yards on 81 catches.

Sullivan entered the NFL with the Chargers in 1992 and coached two receivers to three Pro Bowl appearances in five seasons (1992-96) with the team – WR Anthony Miller (1992 and 1993) and WR Tony Martin (1996). Sullivan was part of a San Diego team that reached Super Bowl XXIX following the 1994 season when the Chargers had four players gain at least 600 receiving yards.

Prior to getting his start in the NFL with the Chargers, Sullivan spent 21 seasons coaching in college at Ohio State (1991), LSU (1984-90), Indiana (1983), South Carolina (1976-82), Kansas State (1971-72) and his alma mater Delta State (1968). Under his guidance during his first tenure at LSU, WR Wendell Davis developed into a two-time All-American who set single-season and career school records for receptions (80/183) and receiving yards (1,244/2,708). The Tigers won the SEC Championship in 1984 and 1986 while claiming a share of the title in 1988.

A Miami, FL native, Sullivan played quarterback at Jackson High School where he earned a scholarship to Florida State. He played two seasons for the Seminoles before transferring to Delta State where he graduated in 1968.

Sullivan and his wife, Connie, have a daughter, Allison, and two sons, Matthew and Jon-Eric, who is the Packers co-director of player personnel.



SULLIVAN'S FOOTBALL CAREER

Year	School/Team	Position
1968	Delta State	Graduate Assistant
1970	Vicksburg H.S.	Head Coach
1971	Kansas State	Graduate Assistant
1972	Kansas State	Wide Receivers
1973-75	Texas Tech	Wide Receivers
1976-82	South Carolina	Wide Receivers
1983	Indiana	Wide Receivers
1984-90	LSU	Wide Receivers
1991	Ohio State	Wide Receivers
1992-96	San Diego Chargers	Wide Receivers
1997-2000	Detroit Lions	Wide Receivers
2001-02	ARIZONA CARDINALS	WIDE RECEIVERS
2003	ARIZONA CARDINALS	OFFENSIVE COORDINATOR
2004	Miami Dolphins	Wide Receivers
2005-10	San Francisco 49ers	Wide Receivers
2012-16	Jacksonville Jaguars	Wide Receivers
2017	LSU	Consultant
2018	LSU	Senior Offensive Assistant/Passing Game Coordinator
2019-	ARIZONA CARDINALS	OFFENSIVE ASSISTANT

DERIUS SWINTON II

ASSISTANT SPECIAL TEAMS

COLLEGE: Hampton

HOMETOWN: Newport News, VA

YEARS NFL/CARDINALS: 11/1

DOB: April 26, 1985



Derius Swinton enters his 11th season as an NFL assistant and first with the Cardinals after being hired as assistant special teams coach on 2/5/20.

Swinton came to Arizona with an extensive background as a special teams coach having previously worked as San Francisco's special teams coordinator in 2016 in addition to coaching special teams with Chicago (2015,'17), Denver (2013-14), Kansas City (2012), and St. Louis (2009-11). He spent the 2018 season as an offensive assistant with Detroit and spent training camp in 2019 as a special teams intern with the Cardinals.

Swinton reunites with assistant head coach/special teams coordinator Jeff Rodgers, whom he worked with in Chicago (2015,'17) and Denver (2013-14).

As the 49ers special teams coordinator in 2016, San Francisco allowed 19.8 yards per kickoff return to rank 5th in the league, an improvement from 25.7 yards per return the season prior to his arrival. He also helped the 49ers improve their punt return average (7.5 to 9.4 avg.) to rank 10th in the NFL.

He had two different stints coaching with the Bears, including in 2017 when he also worked with Chicago's outside linebackers. The Bears finished that season 3rd in the league in punt return average (10.5 avg.) and were one of two teams in the league (Detroit) that returned multiple punts for TDs. They also had one fake punt that went for a TD, tying them with the Rams for the most special teams touchdowns (three) in the NFL in 2017. In

2015 with Chicago, K Robbie Gould made a career-high 33 field goals which tied for second in the NFL. Gould led the league with seven made field goals from 50+, which set a new career high.

Prior to coaching in Chicago, Swinton spent two seasons in Denver. In 2014, KR/PR Trindon Holliday returned both a punt and kickoff for a touchdown. Broncos K Matt Prater was named to the Pro Bowl following the 2013 season after setting franchise records in field goal percentage (96.2%, 25-of-26) and points scored (150). His 64-yard field goal on December 8, 2013 remains the longest FG in NFL history. In 2014, K Connor Barth's 93.8 field goal percentage (15-of-16) was second-highest season total in Broncos history.

Swinton joined the Broncos coaching staff after working as a special teams quality control coach with Kansas City in 2012. Chiefs P Dustin Colquitt was selected to his first Pro Bowl after finishing second in the NFL in punts inside the 20 (45). The Chiefs special teams also had three forced fumbles, one blocked punt and one TD that season.

He started his NFL coaching career with the St. Louis Rams from 2009-11 as a special teams quality control coach after getting started in coaching at the University of Tennessee as a defensive graduate assistant for two seasons (2007-08). In his three seasons in St. Louis, the Rams ranked 3rd in the NFL in net punting average (39.3) and total kick return yards (5,802), 4th in punt return average (11.0), and 5th in punts downed inside the 20 (95).



In 2008, Tennessee ranked 3rd in the country in total defense (263.5 ypg), and during his two seasons with the Volunteers, he tutored S Eric Berry who earned second-team All-SEC honors as a freshman in 2007 and All-American honors the following season in 2008.

A Newport News, VA native, Swinton played both safety and basketball at Hampton University from 2003-06. He had 103 tackles, eight interceptions and 10 passes defended in his football career.

DERIUS SWINTON COACHING BREAKDOWN

Year	School/Team	Position
2007-08	University of Tennessee	Defensive Graduate Assistant
2009-11	St. Louis Rams	Special Teams Quality Control
2012	Kansas City Chiefs	Special Teams Quality Control
2013-14	Denver Broncos	Assistant Special Teams
2015	Chicago Bears	Assistant Special Teams
2016	San Francisco 49ers	Special Teams Coordinator
2017	Chicago Bears	Assistant Special Teams
2018	Detroit Lions	Offensive Assistant
2020-	ARIZONA CARDINALS	ASSISTANT SPECIAL TEAMS

CAM TURNER

OFFENSIVE ASSISTANT/ASSISTANT QUARTERBACKS

COLLEGE: The Citadel

HOMETOWN: Libertyville, IL

YEARS NFL/CARDINALS: 8/3

DOB: July 29, 1987



Cam Turner is in his third season with the Cardinals after originally joining the team on 2/14/18. He spent the 2018 season as an offensive assistant and added the title of assistant quarterbacks coach in 2019. Turner came to Arizona after spending three years coaching with the Carolina Panthers.

Last season, Turner worked with QB Kyler Murray, the 2019 AP NFL Offensive Rookie of the Year and Pro Bowl alternate. The former Heisman Trophy winner set franchise rookie records for wins by QB (5), passing yards (3,722), TD passes (20), completions (349), attempts (542), 300-yard games (5) and games with multiple TD passes (8). Murray also established a franchise record for rushing yards by a QB (544) on his way to becoming just the sixth quarterback in NFL history, and second rookie, with at least 3,500 passing yards and 500 rushing yards in a season.

A former wide receiver and quarterback at The Citadel, Turner joined the Panthers coaching staff in 2015 and spent his first two seasons assisting wide receivers before serving as the assistant quarterbacks coach in 2017.

In 2017, Panthers QB Cam Newton had 28 total TDs (22 passing, six rushing), increasing his career total to 212 TDs through the end of that season, the third-most in NFL history through a quarterback's first seven seasons. In 2016, Turner helped WR Kelvin Benjamin to a team-leading seven TD receptions while playing in all 16 games in his return to action after suffering a season-ending knee injury in 2015.

In his first season with Carolina in 2015, Turner worked with a group that helped the Panthers advance to Super Bowl 50, setting team records with an NFL-leading 500 points and 59 TDs and gaining a team-record 357 first downs. Despite losing Benjamin in training camp, Carolina had 35 receiving TDs, tied for third most in the NFL and an increase of 12 from 2014. Ted Ginn, Jr. scored a career-high 10 TDs, becoming the first Panthers wide receiver with double-digit TDs since Steve Smith had 12 in 2005. Second-round draft choice Devin Funchess emerged to score five TDs, the second most by a rookie in franchise history.

Prior to Carolina, Turner spent two seasons (2013-14) as the quarterbacks and wide receivers coach at Florida International. He worked for two seasons (2011-12) with the Minnesota Vikings as the assistant to head coach Leslie Frazier. With the Vikings, he helped the coaching staff with research projects, assisted with practice and game preparation and had game management responsibilities.

Turner began his coaching career at his alma mater, The Citadel, working with the team's wide receivers and special teams in 2010. Additionally, Turner was the school's team liaison for academic and military issues. He played quarterback and wide receiver at The Citadel (2006-09). After redshirting as a freshman, Turner played quarterback the next two years before suffering a shoulder injury and moving to wide receiver for his senior season.

He graduated from The Citadel with a degree in Business Administration. He and his wife, Janie, have three daughters, Charliejane, Luella, and Livie.



CAM TURNER COACHING BREAKDOWN

Year	School/Team	Position
2010	The Citadel	Wide Receivers/Special Teams
2011-12	Minnesota Vikings	Assistant to the Head Coach
2013-14	Florida International	Quarterbacks/Wide Receivers
2015-16	Carolina Panthers	Assistant Wide Receivers
2017	Carolina Panthers	Assistant Quarterbacks
2018	ARIZONA CARDINALS	OFFENSIVE ASSISTANT
2019-	ARIZONA CARDINALS	OFFENSIVE ASST./ASST. QUARTERBACKS

SPENCER WHIPPLE

ASSISTANT WIDE RECEIVERS

COLLEGE: University of Miami

HOMETOWN: Gibsonia, PA

YEARS NFL/CARDINALS: 2/2

DOB: March 18, 1989



Spencer Whipple is in his second season with the Cardinals and first as assistant wide receivers coach after being promoted on 2/5/20. He originally joined the Cardinals as offensive quality control coach on 2/6/19.

Prior to joining the Cardinals last season, Whipple spent seven years coaching at the collegiate level. He coached the final five seasons (2014-18) at the University of Massachusetts where he served as the passing game coordinator/quarterbacks coach in 2018. Whipple joined the UMass staff in 2014 as tight ends coach before working the following three seasons (2015-17) as passing game coordinator/wide receivers coach.

In 2018, UMass WR Andy Isabella – a Cardinals 2019 NFL Draft pick – was a Biletnikoff Award finalist after leading the FBS in the regular season with 1,698 receiving yards. He finished second in the nation with 102 receptions and fifth in the country with 13 TD receptions. Isabella was a consensus first-team All-American and finished with the most receiving yards in school history (3,526). In 2017, Minutemen wide receivers had the third-most total receptions (272) and receiving yards (3,570) in school history.

Whipple also tutored WR Tajae Sharpe, who was drafted by the Titans in the fifth round of the 2016 NFL Draft. In 2015, Sharpe set a single-season reception record (111) to go along with a school career record for total receptions (277). He was a two-time first-team All-MAC selection at UMass.

Prior to working at UMass, Whipple served as a defensive graduate assistant and video assistant at the University of Pittsburgh from 2012-13. He played collegiately for three seasons (2009-11) at the University of Miami (FL) as the team's holder and backup quarterback. During his senior season in 2011, Whipple received the Mariutto Family Scholar-Athlete award. He began his college career as a walk-on at the University of Pittsburgh (2007) and spent one season at UMass (2008).

His father, Mark, is currently the offensive coordinator at the University of Pittsburgh after previously serving two stints as the head coach at UMass and also working in the NFL as an offensive assistant coach with Pittsburgh, Philadelphia and Cleveland. In addition, Mark was an assistant coach with the Arizona Wranglers of the USFL in 1984. He earned a bachelor's degree in Sociology from the University of Miami in 2012.

SPENCER WHIPPLE COACHING BREAKDOWN

Year	School/Team	Position
2012-13	University of Pittsburgh	Defensive Graduate Assistant/Video Assistant
2014	University of Massachusetts	Tight Ends
2015-17	University of Massachusetts	Passing Game Coordinator/Wide Receivers
2018	University of Massachusetts	Passing Game Coordinator/Quarterbacks
2019	ARIZONA CARDINALS	OFFENSIVE QUALITY CONTROL
2020-	ARIZONA CARDINALS	ASSISTANT WIDE RECEIVERS



GREG WILLIAMS


CORNERBACKS

COLLEGE: North Carolina

HOMETOWN: Bolingbrook, IL

YEARS NFL/CARDINALS: 12/2

DOB: March 12, 1976



Greg Williams is in his second season as cornerbacks coach after he joined the Cardinals staff on 2/6/19. He came to Arizona after spending the 2018 season coaching defensive backs with the Broncos. Williams has 16 years of coaching experience, including 11 seasons in the NFL.

In his first season with the Cardinals, Williams mentored rookie CB Byron Murphy who started all 16 games and was among the rookie leaders in snaps played and passes defended last year. With Denver in 2018, Williams helped the Broncos tie for 5th in the NFL in INTs (17) and CB Chris Harris was selected to his fourth Pro Bowl after recording three INTs and a sack.

Prior to joining the Broncos, Williams spent two seasons (2016-17) as the defensive backs coach with the Colts after seven seasons with the Chargers as assistant linebackers coach (2009-12) and assistant secondary coach (2013-15). During his two seasons with Indianapolis, Colts defensive backs accounted for 19 INTs and 102 passes defended despite having 16 different players start at least one game.

While coaching with San Diego, Williams helped S Eric Weddle get selected to two Pro Bowls (2013-14) and the Chargers ranked 4th in the league in pass defense (214.2 ypg) in 2014.

Williams began his coaching career at Arizona State as an intern in 2003 and worked as an assistant coach at the College of DuPage for two seasons (2004-05). He then worked two years

(2006-07) as Arkansas Tech's defensive backs coach and recruiting coordinator before spending the 2008 season at the University of Pittsburgh as a graduate assistant.

A former wide receiver and defensive back at the University of North Carolina (1994-97), Williams spent time in training camp with the Bears and Giants while also playing two seasons (1999-2000) with the Amsterdam Admirals of NFL Europe, one year with the San Francisco Demons of the XFL (2001) and five years in the Arena Football League with the Indiana Firebirds (2001-03) and Chicago Rush (2004-05). He was given All-Europe honors following the 1999 season with the Admirals after leading the league with six INTs.

Williams entered the NFL with Chicago as an undrafted rookie free agent in 1998. He finished his collegiate career by being named the Tar Heels Most Improved Defensive Player after his senior season when he started nine games and had 83 tackles, two INTs and eight passes defended. He transitioned from wide receiver to strong safety as a junior in 1996.

Williams was named a first-team USA Today, Parade and SuperPrep All-American selection as a senior at Bolingbrook (IL) High School in 1993. He was a unanimous All-State selection and was named the Player of the Year in the state of Illinois by Gatorade, the Chicago Sun-Times and the Chicago Tribune. Williams was an all-conference selection in 1992 and 1993 on both offense as a quarterback and defense as a defensive back in high school.

GREG WILLIAMS COACHING BREAKDOWN

Year	School/Team	Position
2004-05	College of DuPage	Assistant Coach
2006-07	Arkansas Tech	Defensive Backs/Recruiting Coordinator
2008	University of Pittsburgh	Secondary/Graduate Assistant
2009-12	San Diego Chargers	Assistant Linebackers
2013-15	San Diego Chargers	Assistant Secondary
2016-17	Indianapolis Colts	Defensive Backs
2018	Denver Broncos	Defensive Backs
2019-	ARIZONA CARDINALS	CORNERBACKS

NFL PLAYING CAREER

Year	School/Team	Position
1998	Chicago Bears	Defensive Back
1999	New York Giants	Defensive Back
1999-2000	Amsterdam Admirals (NFL Europe)	Defensive Back



KENNY BELL

ASSISTANT TO THE HEAD COACH

COLLEGE: University of Houston

YEARS NFL/CARDINALS: 2/2

HOMETOWN: Houston, TX



Kenny Bell enters his second season with the Cardinals as assistant to the head coach after he was hired in February, 2019. He came to the Cardinals after spending the previous six years (2013-18) as the Chief of Staff at Texas Tech, working with Cardinals head coach Kliff Kingsbury.

Bell and Kingsbury have worked together the past 11 years after spending time at Texas Tech (2013-18), Texas A&M (2012) and the University of Houston (2009-11).

While at Texas Tech, Bell managed the non-coaching activities of the Red Raiders football program. That included all football operations, recruiting, personnel and staffing, team travel, budget, academics and their annual summer camps. He also served as a liaison to university administration within the athletic department.

In 2012 at Texas A&M, Bell served as the Director of Recruiting and was responsible for the day-to-day recruiting operations for the Aggies. That included the organization of all on-campus recruiting visits for prospective student-athletes and coordinating the off-campus recruiting efforts of the coaching staff.

Prior to Texas A&M, Bell worked at Houston for three seasons, beginning his tenure as an operations assistant in 2009 where he helped in recruiting, team travel and the football budget. In 2011, Bell served as an offensive quality control coach for the Cougars and helped Houston to a 13-1 record and as they led the NCAA in passing offense, total offense and scoring offense.

A native of Houston, TX, Bell graduated with a bachelor's degree in Accounting from the University of Houston in 2011. Bell and his wife, Candace, have a daughter, Sloane.

MIKE BERCOVICI

COACHING ASSISTANT

COLLEGE: Arizona State

YEARS NFL/CARDINALS: 3/1

HOMETOWN: Calabasas, CA



Former Cardinals and Arizona State quarterback Mike Bercovici enters his first season on Arizona's staff after he was hired as a coaching assistant in February, 2020.

After playing four years (2012-15) at Arizona State, Bercovici entered the NFL as an undrafted rookie free agent in 2016 and was on the practice squads of the Chargers (2016-17) and Cardinals (2017) before playing with the San Diego Fleet of the Alliance of American Football in 2019.

He joined the Cardinals staff after beginning his coaching career in 2019 at his alma mater, Arizona State, as an offensive graduate assistant working with Sun Devil quarterbacks. At ASU last year, Bercovici tutored true freshman quarterback Jayden Daniels, who passed for 2,943 yards and 17 touchdowns while only throwing two interceptions.

As a player at ASU, Bercovici threw for 5,333 yards, 42 TDs and 13 INTs on 438 completions while adding 418 rushing yards in 41 career games (16 starts). He finished his college career with a 137.9 passer efficiency rating and accounted for 48 total TDs. His 30 TD passes in 2015 are tied for the most in a single season in school history and his three games of 5+ TDs are tied for the

second most in ASU single-season history. Bercovici was a member of the team's leadership council in four consecutive seasons, was a team captain as a senior and was selected as the Danny White team Offensive MVP in 2015.

Bercovici earned two degrees from Arizona State, a bachelor of science degree in Business Management in 2014 and a master's degree in Sports Law and Business in 2015. He was named to the Pac-12 All-Academic team three times and was selected as the 2015 Pac-12 Football Scholar Athlete of the Year.

In 2016, Bercovici was selected as the recipient of the Bill Kajikawa Award, given to a graduating male and female Sun Devil student athlete who demonstrated academic excellence, athletic accomplishment, leadership and service in the community. He was also awarded the Pac-12 Tom Hansen Conference Medal, presented to male and female athletes at each Pac-12 school who exhibited the greatest combination of performance and achievement in scholarship, athletics and leadership.

Bercovici attended Taft High School (Los Angeles, CA) and threw for 3,755 yards and 37 TDs as a senior in 2010.



QUENTIN HARRIS

DIRECTOR, PLAYER PERSONNEL

COLLEGE: Syracuse

HOMETOWN: Wilkes-Barre, PA

YEARS NFL/CARDINALS: 18/17



Former Cardinals safety Quentin Harris begins his 13th season in Arizona's scouting department and second as Director, Player Personnel after being promoted in May, 2019.

Originally hired following his playing career in June, 2008 as a pro scout, Harris was first elevated to Assistant Pro Personnel Director in 2010 before working as the team's Director, Pro Scouting for six seasons (2013-18).

In his current role with the Cardinals, Harris works alongside GM Steve Keim, overseeing both the college and pro personnel departments while assisting with player contract negotiations.

A free safety for four seasons with the Cardinals (2002-05), Harris began his scouting career after finishing his NFL playing career with the Denver Broncos in 2007.

Harris was signed by the Cardinals as an undrafted rookie free agent in 2002 out of Syracuse and appeared in 54 games (six starts) over four seasons. He led the Cardinals in special teams tackles for two consecutive seasons (19 in 2004, 24 in 2005) before signing as a free agent with the New York Giants in 2006. After being waived by the Giants following training camp, Harris

signed with the Broncos later that season and appeared in six games.

He finished his NFL career with 50 tackles (42 solo), a sack, an interception, five passes defended, a forced fumble, a fumble recovery and 58 special teams tackles in 60 career games (six starts).

Harris was a four-year starter at free safety for Syracuse where he finished his Orange career with 327 tackles (183 solo), four forced fumbles, four fumble recoveries and 10 interceptions in 42 career games. Harris left Syracuse ninth in school history for career INTs while also being chosen as an honorable mention All-American, first-team All-Big East conference selection and a second-team choice from the conference's coaches as a senior in 2001.

Harris was an honorable mention All-America selection at Wyoming Seminary Upper School in Kingston, PA and received a bachelor's degree in Information Studies from Syracuse in 2001.

Harris and his wife Tara have a daughter, Aliyah, and two sons, Amani and Elijah.

DRU GRIGSON

ASSISTANT DIRECTOR, PLAYER PERSONNEL

COLLEGE: Northern Iowa

HOMETOWN: Highland, IN

YEARS NFL/CARDINALS: 13/13



Dru Grigson begins his 13th season with the Cardinals and second as Assistant Director, Player Personnel after being promoted in May, 2019. He spent the previous six seasons (2013-18) as the Cardinals Director, College Scouting after originally joining the team as an area scout in June, 2008

Grigson was promoted to a regional scout in 2010 with the Cardinals in charge of scouting the Eastern half of the country and served in that role for three seasons (2010-12). He previously scouted the Central and Southeast regions during his first season with Arizona and scouted the Midwest and Eastern areas in his second season. Prior to joining the Cardinals, Grigson spent the 2007 season with the Montreal Alouettes (CFL) as a scout.

A Highland, IN native, Grigson played linebacker and defensive end at New Mexico State (1997-99) before transferring to the University of Northern Iowa in 2000. He finished his collegiate playing career at William Penn University in 2002 and recorded 54

tackles, 11 tackles for loss, two sacks, one forced fumble and two pass deflections.

Grigson signed as a rookie free agent with the Minnesota Vikings in 2003 and attended training camp with the Ottawa Renegades of the CFL in 2004.

Prior to joining the Alouettes in 2007, he was a volunteer scout for the Philadelphia Eagles in 2005-06 and worked with his brother, Ryan, the former Director of Player Personnel for the Eagles and GM of the Indianapolis Colts.

Grigson is a certified strength and conditioning coach and has trained NFL prospects. He assisted the Northwestern University speed and strength program in 2004. Grigson graduated from Northern Iowa with a bachelor's degree in 2002. He and his wife, Jennifer, have a daughter, Mia and two sons, Kaz and Reno.



TERRY MCDONOUGH

SENIOR PERSONNEL EXECUTIVE

COLLEGE: Massachusetts

HOMETOWN: Boston, MA

YEARS NFL/CARDINALS: 29/8



Terry McDonough begins his eighth season with the Cardinals and is entering his 29th year of scouting in the NFL. McDonough joined the Cardinals in 2013 after spending 10 years with the Jacksonville Jaguars, including his last four seasons as the team's Director, Player Personnel.

He joined the Jaguars in 2003 and was promoted to Director, Player Personnel in January, 2009. In that role, McDonough scouted the top collegiate players throughout the nation as well as the top free agent prospects each year.

In the 2015 offseason, McDonough was named to an advisory council for the Nunn-Wooten Scouting Fellowship, an NFL program to encourage former players to pursue a career in professional scouting. The fellowship is named in honor of longtime Steelers personnel director Bill Nunn and former NFL player and front office executive John Wooten.

A Boston, MA native, McDonough began his NFL scouting career as an intern with San Francisco in 1989, a season in which the 49ers went 14-2 and beat the Broncos in Super Bowl XXIV. Following his graduation from Massachusetts with a degree in Sports Management, he was named player personnel director of the Barcelona Dragons of the World League in 1990. While with the Dragons (1990-92), McDonough handled a variety of personnel assignments, serving as the team's West Coast scout and helping each team prepare for the WFL draft. McDonough toured NFL and CFL training camps to grade potential WFL players.

The 1991 Barcelona team finished with a 9-3 record, losing the league title to London in the World Bowl. The following season, the Dragons captured the European championship.

In 1992, McDonough was hired by Bill Belichick and the Cleveland Browns as a Southeast area scout, and he moved to Baltimore with the franchise in 1996. With the Ravens, McDonough served as the Eastern college supervisor for three years under the direction of General Manager Ozzie Newsome. During McDonough's tenure with the Ravens, the team won Super Bowl XXXV.

McDonough was all-conference as a running back at Hingham (MA) High School in football as well as in baseball, and he also lettered in basketball before he transferred to Bridgton Academy.

He is the son of the late Will McDonough, the long-time sports reporter and columnist for The Boston Globe who also worked at CBS Sports and NBC Sports. He is also the brother of Sean McDonough, a play-by-play announcer on ESPN and the former voice of Monday Night Football as well as Ryan McDonough, the former general manager of the Phoenix Suns.

McDonough and his wife, Lynette have three children, daughter, Caroline, and sons, Patrick and Brendan. Patrick currently works in the scouting department of the Baltimore Ravens and Brendan was a 2019 second-round selection of the Vancouver Whitecaps in Major League Soccer after starring collegiately at Georgetown.

CHRIS CULMER

DIRECTOR, COLLEGE SCOUTING

COLLEGE: Washington State

HOMETOWN: West Richland, WA

YEARS NFL/CARDINALS: 21/12



Chris Culmer enters his 12th season with the Cardinals and second as Director, College Scouting after being promoted in May, 2019. Beginning his 21st season in the NFL, Culmer came to Arizona in June, 2009 as an area scout and spent five seasons (2014-18) as the Cardinals Western Regional Scout after being elevated to that position in May, 2014.

He came to Arizona in 2009 after working the previous nine seasons with Seattle (2000-08). Culmer began his NFL career in 2000 with the Seahawks as a scouting assistant and was promoted to Pro Scout in 2004. While in Seattle, the Seahawks went to the playoffs five times, including four consecutive NFC West Division titles and appeared in Super Bowl XL. As a Pro

Scout, Culmer was responsible for the advance scouting of Seahawks opponents while also evaluating players in all professional leagues, including the NFL, CFL and Arena Football. In addition, Culmer assisted in evaluating and ranking the nation's top collegiate prospects for the annual draft.

A West Richland, WA native, Culmer received his bachelor's degree in Business Administration from Washington State University in 1998 and earned a master's degree in Sport Management from the University of Massachusetts in 2000.

Culmer and his wife, Kristina, reside in Chandler, AZ with their son, Mason, and daughter, Mackenzie.



ADRIAN WILSON

DIRECTOR, PRO SCOUTING

COLLEGE: N.C. State

HOMETOWN: High Point, NC

YEARS NFL/CARDINALS: 19/18



Former Cardinals safety Adrian Wilson is in his sixth season with Arizona's scouting department and second as Director, Pro Scouting after being promoted in May, 2019.

He joined the Cardinals staff following his retirement from the NFL in 2015 and spent four seasons (2015-18) assisting both the pro and college scouting departments. Wilson became the 15th member of the Cardinals Ring of Honor when he was inducted during the 2015 season.

Prior to being hired full-time, Wilson worked with the Cardinals as part of the Nunn-Wooten Scouting Fellowship. Created in January of 2015, the Nunn-Wooten Scouting Fellowship is designed to educate former players interested in a career in professional scouting.

Wilson spent 12 seasons (2001-12) playing with the Cardinals after joining the team as a third-round selection (64th overall) in the 2001 NFL Draft out of N.C. State. A five-time Pro Bowl selection (2006, 2008-11) and three-time All-Pro selection (2006, 2008-09), he finished his NFL career with 987 tackles (716 solo), 25.5 sacks, 27 INTs, 106 passes defensed, 15 forced fumbles, eight fumble recoveries and four TDs in 181 regular season games (162 starts). Wilson and Hall of Famer Larry Wilson (1962-63, '65-70) are the only two safeties in team history selected to five or more Pro Bowls. He was inducted into the Arizona Sports Hall of Fame in October of 2016.

A five-time team captain (2007, 2009-12), Wilson is one of just

six players in NFL history (Ronde Barber, Brian Dawkins, Rodney Harrison, Ray Lewis, William Thomas) with at least 25 sacks and 25 INTs in their career. His 181 games played rank as the seventh-highest total in team history and the second most among Cardinals defenders behind only Hall of Fame defensive back Roger Wehrli (193). Wilson's 27 INTs are sixth in team history, his 25.5 sacks rank 13th on the Cardinals all-time list and his 508 interception return yards rank fifth. His four NFC Defensive Player of the Week selections are also the most in team history.

Since sacks became an official statistic in 1982, Wilson's 25.5 career sacks rank as the fourth-best total in league history among defensive backs and his eight sacks in 2005 were the most in a single season in NFL history by a defensive back.

Wilson was a two-year starter at North Carolina State (1999-2000) where he recorded 254 total tackles (144 solo) and 11 stops behind the line of scrimmage in 33 games for the Wolfpack. He also added three INTs and 11 pass deflections in 23 career starts before entering the NFL Draft following his junior season.

He garnered All-Guilford County honors from the Greensboro News and Record at T.W. Andrews (High Point, NC) High School, where in June of 2010, he had his prep jersey number (9) retired. Wilson played free safety and split end as a senior, helping his team to a berth in the playoffs. He also played basketball and ran track in high school and was an honorable mention All-American in basketball in 1998 and was also a Dream Team All-America selection. Wilson majored in Parks, Recreation, and Tourism Management.

MATT CARACCILO

VICE PRESIDENT, FOOTBALL OPERATIONS AND FACILITIES

COLLEGE: Ithaca College

HOMETOWN: Oceanside, NY

YEARS NFL/CARDINALS: 18/9



Matt Caracciolo enters his ninth season with the Cardinals and first as Vice President, Football Operations & Facilities after he was promoted in May, 2020. He spent the past three years (2017-19) as the team's Director, Football Operations after he originally joined the Cardinals in June, 2012 as a Football Operations Coordinator.

Caracciolo came to the Cardinals after spending seven seasons with the New England Patriots, including the last two years (2010-11) as Director of Football Operations. With the Patriots,

he managed day-to-day operations, including training camp, home and road game operations and team travel. He also worked with the NFL as the team's point of contact for all football logistical efforts surrounding their trips to Super Bowl XLII and XLVI in addition to their game in London in 2009.

Caracciolo's responsibilities with the Cardinals include managing day-to-day football operations, the team's training facility, mini-camp operations, training camp, budgets, football rules compliance and also directing the team's travel.



Caracciolo joined the Patriots in 2005 as a football operations assistant after spending the 2003 and 2004 seasons with the Miami Dolphins as a scouting intern. He previously served as an administrative graduate assistant at Syracuse (2001-03) while earning a master's degree in Higher Education.

The Oceanside, NY native played two seasons at Ithaca College where he also received a degree in Sports Information and Communications in 2001. His brother, Pete, is the Director of Operations with the Las Vegas Raiders. Caracciolo, his wife, Kelly, and sons, Luca and Nico, reside in Scottsdale, AZ.

MATT HARRISS

DIRECTOR, FOOTBALL ADMINISTRATION

COLLEGE: Lafayette College

YEARS NFL/CARDINALS: 20/2

HOMETOWN: Bronxville, NY



Matt Harriss enters his second season with the Cardinals as Director, Football Administration after joining the team in February, 2019.

With the Cardinals, Harriss works alongside GM Steve Keim on player contract negotiations as well as strategic planning and management of the team's salary cap and compliance with the NFL Collective Bargaining Agreement. He also serves as the Cardinals liaison to the NFL Management Council and works with the team's scouting staff and coaching staff on various statistical projects and in-depth analysis.

Harris joined the Cardinals from the Detroit Lions where he spent three seasons (2016-18) as Vice President of Football Administration. He worked with the Lions after spending 10 seasons with the New York Giants football operations department.

Harriss was a member of the Giants front office that led the franchise to two Super Bowl championships (Super Bowl XLII following the 2007 season and Super Bowl XLVI following the 2011 season). In his first season with the Giants in 2006, Harriss assisted former GM Ernie Accorsi who was in his final season with the team. After that first season, Harriss assisted the Giants with salary cap management, CBA compliance and contract

negotiations. He finished his tenure with the Giants as the team's Director of Football Operations.

Prior to working with the Giants, Harriss spent five seasons (2001-05) in the league office. He started with the NFL in 2001 as an intern in the football operations department and then transitioned into a player personnel analyst with the NFL Management Council. With the Management Council, Harriss worked on salary cap and free agency management, annual NFL Draft eligibility, as well as being versed on the CBA and all personnel rules to work with all 32 NFL teams. He also worked with the NFL's officiating department as an instant replay booth communicator during games in his final three seasons at the league office.

Harris currently serves as a member of the NFL's Club Services Committee which consists of club representatives addressing changes throughout in the league in technology, application development, and quality control concerning the salary cap, players contracts and the CBA.

The Bronxville, NY native graduated from Lafayette College with a bachelor's degree in History in 2001. Harriss and his wife Melissa, have two sons, Luke and Trent.

LUKE PALKO

EASTERN REGIONAL SCOUT

COLLEGE: Saint Francis (PA)

YEARS NFL/CARDINALS: 14/12

HOMETOWN: Imperial, PA



Luke Palko begins his 12th season with Arizona and 14th in the NFL after joining the team's scouting department in June, 2009. He was promoted to Eastern Regional Scout in May, 2014 after working the previous five seasons (2009-13) as an area scout in the Central and Southeast regions of the country. In his current role, Palko is responsible for cross checking player evaluations for the Eastern half of the country.

Brother of former Cardinals, Steelers and Chiefs quarterback Tyler Palko, Luke came to the Cardinals after interning with the

Pittsburgh Steelers player personnel department for two seasons (2007-08).

An Imperial, PA native, Palko was a wide receiver at Saint Francis (PA) where he finished his collegiate career as the second leading receiver in school and conference history with 225 receptions for 2,020 yards and 18 TDs. He set the school's single-season record with 85 receptions for 812 yards and seven TDs as a junior in 2005. He also served as the team's punter as a junior and senior.



The West Allegheny High School graduate became just the third-student athlete in Saint Francis history to earn ESPN the Magazine First-Team Academic All-American honors in 2005. He was also named the Northeast Conference's Football Scholar-Athlete of the Year in 2006 and earned a spot on the Division I-AA Athletic Director's Association Academic All-Star Team and the conference academic honor roll twice. In addition, Palko was one of 17 collegiate football players selected as a 2006 National Football Foundation & College Hall of Fame National Scholar-Athlete. As part of the honor, Palko was awarded an \$18,000 post-graduate scholarship and was also a finalist for the William V. Campbell trophy.

Palko's father, Bob, has coached high school and college football for over 30 years. Now at Mount Lebanon after previously coaching at West Allegheny, he has compiled eight W.P.I.A.L. championships and the class AAA state title in 2001 and was named the Pittsburgh Post-Gazette's High School Coach of the Year in 2012. His eight W.P.I.A.L. titles are the most in league history.

Palko graduated from Saint Francis with a bachelor's degree in Accounting in 2007 and resides in Pittsburgh, PA with his wife, Megan and son, Otto.

JOSH SCOBNEY

WESTERN REGIONAL SCOUT

COLLEGE: Kansas State

YEARS NFL/CARDINALS: 15/12

HOMETOWN: Oklahoma City, OK



Former Cardinals running back Josh Scobey enters his ninth season in the team's scouting department and second as Western Regional Scout after being promoted in May, 2019. His primary area of responsibility with the Cardinals is cross checking player evaluations for the western half of the country.

Prior to his current position, Scobey spent five seasons (2014-18) as an area scout in the west after being elevated to that position in May, 2014. He previously worked with the Cardinals as a pro scout in 2013 and as a scouting assistant in 2012 after starting as an intern with Arizona in 2010.

A sixth-round pick (185th overall) of the Cardinals in the 2002 NFL Draft, Scobey played in 62 games over six seasons in the NFL. After spending the 2002 season on injured reserve with a thumb injury, he led the NFL in kickoff returns in 2003 with 73 for 1,684 yards and a TD. He was claimed off waivers by Seattle in 2005, and totaled 1,326 yards on 59 kickoffs and was named a captain in Super Bowl XL in his first season with the Seahawks. He played

in three games with the Buffalo Bills in 2007 before finishing his career by returning to the Seahawks for four games that same season. For his career, Scobey had 189 kickoff returns for 4,160 yards (22.4 yard avg.), 27 carries for 89 yards and 19 receptions for 200 yards.

Scobey was a two-time All-Big 12 selection at Kansas State after a standout junior college career at Northeastern Oklahoma A&M. In two seasons at Kansas State, he set an all-time school record with 31 rushing TDs and ranked in the top 10 in program history with nine 100-yard rushing games, 1,981 rushing yards, and 186 points scored. He also set a single-season school record with 1,263 rushing yards on 240 carries as a senior in 2001.

He was an honorable mention All-American selection by USA Today at Del City High School in Oklahoma City, OK where he set a single-season rushing record with 1,819 yards and 21 TDs in 1997. Scobey graduated from Kansas State with a bachelor's degree in Social Science.

RYAN GOLD

COLLEGE SCOUTING COORDINATOR

COLLEGE: Massachusetts

YEARS NFL/CARDINALS: 7/7

HOMETOWN: Westwood, MA



Ryan Gold enters his seventh season with the Cardinals and third as College Scouting Coordinator after he was promoted in May, 2018. He originally joined the Cardinals in June, 2014 and worked for three years as a scouting assistant before being promoted to a scout in May, 2017 where he worked for one year.

In Gold's current role, he assists with the day-to-day operation of the college scouting department including evaluating players nationally, managing college player data and serving as a liaison

to the National Football Scouting service.

Gold came to Arizona after working for three seasons (2011-13) at his alma mater, the University of Massachusetts, as the assistant offensive line coach. With the Minuteman he also assisted in recruiting and helped with the program's transition to the FBS level. He began his coaching career at UMass for two seasons (2009-10) as an offensive undergraduate assistant.



While in college at UMass, Gold interned for two seasons with the New England Patriots in their marketing and operations department. Prior to college, Gold was the captain of his football and baseball teams at Westwood (MA) High School where he won back-to-back state championships in football.

Gold earned his bachelor's degree in Sport Management in 2011 from Massachusetts and earned his master's degree in Higher Education from UMass in 2014. He and his wife, Jennifer, and daughter, Ava, reside in Scottsdale, AZ.

NATHAN DIGREGORIO

PRO SCOUT

COLLEGE: Virginia Tech

HOMETOWN: Charlottesville, VA

YEARS NFL/CARDINALS: 4/4



Nathan DiGregorio enters his fourth season with the Cardinals and second as a Pro Scout following his promotion in May, 2019. He originally joined the team's scouting department in June, 2017 as a scouting assistant and spent two years (2017-18) in that role.

Following graduation, DiGregorio served as a recruiting assistant with the football team at James Madison University (2016-17) and also worked as a research assistant with Hatman Scouting Services.

He attended Virginia Tech where he graduated with a degree in Business Management in May, 2016. While at Virginia Tech, DiGregorio worked as a student recruiting assistant with the football team.

A native of Charlottesville, VA, DiGregorio also worked as a training camp assistant for the Minnesota Vikings in 2012.


GLEN FOX

PRO SCOUT

COLLEGE: South Dakota State

HOMETOWN: Cedar Rapids, IA

YEARS NFL/CARDINALS: 8/8



Glen Fox enters his eighth season with the Cardinals and seventh as a Pro Scout after being promoted in May, 2014. He originally joined the Cardinals as a scouting assistant in 2013 following a playing career that featured stops in the UFL and AFL.

Following a four-year collegiate career as a wide receiver at South Dakota State, Fox participated in rookie minicamp with Green Bay in 2010 and later played in the AFL and UFL. During his time in the Arena Football League, he played with the Arizona Rattlers (2011) and Orlando Predators (2012) while also playing in the United Football League with the Omaha Nighthawks and Sacramento Mountain Lions (2011-12).

At South Dakota State, Fox finished his career third all-time in receptions and sixth all-time in receiving yards. He was a team captain as a senior and was a two-time All-Missouri Valley Conference performer during his junior and senior campaigns. After ranking second in receiving TDs (10), third in receptions per game (5.5) and fourth in receiving yards per game (66.0), Fox's 66 receptions as a junior were the fourth most in a season by a Jackrabbit player. During his senior season, Fox had 62 receptions for 787 yards and four TDs. He also played in three games as a member of the SDSU men's basketball team during the 2005-06 season.

A Cedar Rapids, IA native, Fox received his bachelor's degree in Business Economics in 2010.



ZAC CANTY

AREA SCOUT

COLLEGE: Cornell

HOMETOWN: Naperville, IL

YEARS NFL/CARDINALS: 11/9



Zac Canty enters his ninth season with the Cardinals and 11th in the NFL after joining the team's scouting department in May, 2012. He was promoted to an area scout in May, 2014 with the responsibility of scouting the Northeast region of the country for the Cardinals.

Canty joined Arizona as the team's representative with the National Football Scouting service after spending two seasons (2010-11) with Chicago as a pro personnel assistant. He began his scouting career with the Bears in 2010 and assisted both the pro and college scouting departments. In his first season with Chicago, the Bears won the NFC North and reached the NFC Championship game.

He played wide receiver at Cornell University (2005-08) and was a three-year starter for the Big Red where he finished his career with 141 receptions for 1,442 yards and seven TDs. Canty had his best season as a senior when he collected a career-high 51 receptions for 496 yards and a TD.

Canty helped Naperville North (IL) High School to a league title and a 10-1 record as a senior after earning Sun News Player of the Year honors following his junior season. He was also named honorable mention All-State from the Chicago Tribune as a junior.

He graduated from Cornell in the spring of 2009 with a BS in Applied Economics and Management. Canty and his wife, Alexis, live in St. Louis with their son, Brooks.

ZACH DEVLIN

SCOUT

COLLEGE: Bryant

HOMETOWN: Mount Sinai, NY

YEARS NFL/CARDINALS: 4/4



Zach Devlin enters his fourth season with the Cardinals after joining the team's scouting department in June, 2017. After working as a scouting assistant in 2017, Devlin was promoted in May, 2018 and is in his third season as the Cardinals representative with the National Football Scouting service.

Devlin played collegiately at Bryant University where he served as a long snapper for the Bulldogs. Due to injury, he spent the 2014 season as a student-coach, part-time equipment manager and film assistant. In that role, Devlin contributed to the weekly game plan and scouted opponents' defensive personnel.

His father, Mike, played seven seasons (1993-99) in the NFL, including his final four years in Arizona, where he began his coaching career as an offensive quality control (2000) and assistant offensive line (2001-03) coach with the Cardinals. Mike is currently the Texans offensive line coach. Devlin's grandfather, John, coached linebackers for the Houston Oilers from 1984-85.

Devlin graduated from Bryant with a bachelor's degree in Business Administration Management in 2017.

ARIZONA CARDINALS MOBILE APP

Cardinals fans can follow their team by downloading the official Arizona Cardinals mobile app from the Apple App Store, Google Play Store, Windows Store and Blackberry App World by searching "Arizona Cardinals" or at www.azcardinals.com/app.

This all-in-one platform brings fans closer to the team through up-to-the-minute news and information, instant gameday alerts and exclusive content 365 days a year.

Additional features of the Arizona Cardinals Mobile App include:

- Real-time breaking news from the Cardinals, previews of upcoming matchups, Word From The Birds blog.
- Live video of Cardinals press conferences plus archived coach and player interviews.
- Photo galleries of game-time action and events.
- Podcasts and audio interviews.
- Team roster, depth chart and injury report.
- Schedule of upcoming games, box scores and player stats.
- Real-time statistics and scores from around the league.
- Division and conference standings.
- Keep track of your favorite fantasy players.
- Event calendar that allows you to sync Cardinals events directly to the calendar on your mobile device.



ALFONZA KNIGHT

AREA SCOUT

COLLEGE: Sewanee University

YEARS NFL/CARDINALS: 7/7

HOMETOWN: Nashville, TN



Alfonza Knight enters his seventh season with the Cardinals and third as the team's scout in the Southeast region of the country.

He originally joined the team's scouting department in June, 2014. After working as a scouting assistant for three years, Knight was promoted in May, 2017 to the Cardinals representative with the National Football Scouting service before being promoted to his current position in May, 2018.

Knight began his career as an intern with the equipment staff of the Tennessee Titans in 2012 before working for two years with the Senior Bowl (2013-14) where he helped create the preseason watch list of college seniors and evaluated potential invitees to

the annual college all-star game in Mobile, AL.

He played safety collegiately at Sewanee: The University of the South, where he was a two-time first-team All-Southern Collegiate Athletic Conference selection (2010-11), including as a senior in 2011 where he 68 tackles, two sacks and two INTs. As a junior in 2010, he finished the season ranked second in the SCAC in tackles per game (10.1) and tackles (101) while also collecting four tackles for loss, three passes defended and two INTs. Knight was also a second-team All-SCAC selection in 2009.

Knight graduated with a bachelor's degree in Anthropology in 2012 and resides in Houston, TX.

KEEGAN LEYRER

AREA SCOUT

COLLEGE: Tennessee

YEARS NFL/CARDINALS: 5/2

HOMETOWN: Nashville, TN



Keegan Leyrer enters his second season with the Cardinals scouting department as an area scout after joining the team in May, 2019. His primary area of responsibility with the Cardinals is scouting the Western region of the country.

He joined the Cardinals from Cleveland where he spent three seasons in the Browns scouting department, including one season

(2017) as a college scouting assistant and two seasons as a scouting assistant (2015-16).

Leyrer graduated from the University of Tennessee with a bachelor's degree in Business Marketing in 2015. While working on his degree, he served as a student recruiting assistant with the football team at Tennessee.

JOHN MANCINI

AREA SCOUT

COLLEGE: SUNY-Plattsburgh

YEARS NFL/CARDINALS: 26/8

HOMETOWN: Long Island, NY



John Mancini enters his eighth season with the Cardinals and 26th in the NFL after joining Arizona's scouting department in May, 2013. His primary area of responsibility with the Cardinals is scouting the Midwest region of the country.

Mancini came to Arizona after working 18 seasons with the St. Louis Rams, including the final 16 years in the team's personnel department.



He spent 10 years as a college scout with the Rams before serving as Director of College Scouting from 2009-12. Mancini joined the Rams in their inaugural season in St. Louis in 1995, beginning his career in the ticket office before moving into merchandise and then as a scouting assistant in 1997. During his Rams tenure, Mancini worked on both pro and college sides of player personnel.

A Long Island, NY native, Mancini is a graduate of the State University of New York at Plattsburgh with a degree in Business Management. Mancini and his wife, Theresa, have a son, Dominic, and daughters, Avarie and Brooklyn.

DARIUS VINNETT

AREA SCOUT

COLLEGE: Arkansas

HOMETOWN: St. Rose, LA

YEARS NFL/CARDINALS: 10/8



Darius Vinnett enters his eighth season with the Cardinals after joining the team's scouting department in May, 2013. He started with Arizona as a scouting assistant and spent three years (2014-16) as the Cardinals representative with the National Football Scouting service before being promoted to an area scout in May, 2017. He is currently responsible for scouting the near East region of the country for the Cardinals.

Vinnett played 22 games at cornerback during his career at the University of Arkansas and helped the Razorbacks win the 2006 SEC West title and play in the Capital One Bowl. Prior to playing at Arkansas, Vinnett played two seasons at West Hill College (CA) earning All-Valley Conference in each season. As a sophomore, he had 56 tackles, one interception and 15 passes defended. He also

honored in 2002 as a Junior College Academic All-American.

Following college, Vinnett signed with the St. Louis Rams as an undrafted rookie free agent in 2007 and played in eight games and had 13 tackles as a rookie before spending time on the Rams and Falcons practice squads in 2008. He also spent part of the 2009 offseason with the Falcons.

Vinnett played with the Florida Tuskers (2009-10) of the United Football League before they became the Virginia Destroyers (2011-12), appearing in all three league title games and winning the UFL Championship in 2011.

Vinnett graduated with a bachelor's degree in Sociology in 2006.

EVAN LODDER

SPORTS SCIENCE COORDINATOR

COLLEGE: West Virginia

HOMETOWN: Riverdale, NJ

YEARS NFL/CARDINALS: 3/3



Evan Lodder enters his third year as the Cardinals sports science coordinator after joining the team in February, 2018. He came to the Cardinals after spending three years (2015-17) at Mississippi State, including the final two years as a graduate assistant with the Bulldogs strength and conditioning staff.

Lodder started at Mississippi State in 2015 as an intern working with the school's football, track and field and tennis teams prior to serving as a graduate assistant with the same teams from 2016-17.

Prior to Mississippi State, Lodder interned at the West Virginia University Human Performance Lab and at Pro Performance RX in Morgantown, WV. He worked with athletes at all levels to design and implement strength, speed, flexibility and conditioning programs.

Lodder graduated from West Virginia with a bachelor's degree in Exercise Physiology in 2013 and earned his Master's degree in Food Science, Nutrition and Health Promotion from Mississippi State in 2017. He is accredited as a Certified Strength and Conditioning Specialist (CSCS) and a Strength and Conditioning Coach Certified (SCCC).



TOM REED

HEAD ATHLETIC TRAINER

COLLEGE: Kentucky

HOMETOWN: Louisville, KY

YEARS NFL/CARDINALS: 22/13



Tom Reed begins his 21st year in the NFL and 12th season as the Cardinals head athletic trainer after being hired to the position in June, 2008. Reed came to the Cardinals after working nine seasons (1999-2007) as an assistant athletic trainer with the Atlanta Falcons.

Born in Madison, WI and raised in Louisville, KY, Reed began his full-time athletic training career as an assistant athletic trainer at Miami (OH) University from 1996-99 working with football, men's basketball, soccer, and track and field before joining the Falcons for the 1999 season.

Reed played football at the University of Louisville in 1988-89 before transferring to the University of Kentucky where he finished his degree in Exercise Science and Kinesiology in 1994. He did post-baccalaureate work in facilities management while working as a rehabilitation coordinator with the football team during his time at Kentucky. While studying Exercise Physiology in graduate school at Miami (OH) in 1995-96, Reed also served as a rehabilitation and therapeutic modalities instructor at Miami's

athletic training curriculum program.

The 49-year old Reed completed summer internships with the Falcons in 1994 and 1995 and was a Professional Football Athletic Trainers Society (PFATS) scholarship winner in 1994. Reed was also the recipient of the 1997 American Red Cross CPR "Lifesaver of the Year" award and the 2015 Arizona Athletic Trainer's Association's Presidents Award Winner. He is an active member of the Professional Football Athletic Trainer's Society (PFATS) and is on the PFATS Executive Committee as the NFC Head Athletic Trainer representative.

He is also an active member of the National Athletic Trainer's Association (NATA) and the Arizona Athletic Trainer's Association (AzATA). Reed also currently sits on the Arizona Interscholastic Association's (AIA) Sports Medicine Advisory Committee and is a founding board member of the Arizona Athletic Trainers Initiative Fund.

Reed and his wife, Nicole, reside in Tempe, AZ with their sons, Jackson and Jameson.

MARK AHLEMEIER

EQUIPMENT MANAGER

COLLEGE: Florissant Valley

HOMETOWN: St. Louis, MO

YEARS NFL/CARDINALS: 40/40



Mark Ahlemeier enters his 40th season with the Cardinals equipment department and his 35th season as the team's equipment manager after five years as the assistant.

Ahlemeier has twice been honored (2008 and 2014) with the Whitey Zimmerman Award as the NFL Equipment Manager of the Year.

His responsibilities include the purchase and maintenance of all

team equipment and sideline apparel, outfitting players, coaches, and other football staff for practices and games. Ahlemeier also coordinates the transport of all team gear for training camp, home and away games.

Ahlemeier was born in St. Charles, MO, and attended Ritenour High School and Florissant Valley College in St. Louis. He and his wife, Patti, have three children—daughters Mandy and Molly, and son Mark and three grandchildren, Oliver Mark, Poppy Angeline and Eloise Elisabeth. They live in Tempe, AZ.



JEFF WALLO VIDEO DIRECTOR

COLLEGE: Ohio State

HOMETOWN: Youngstown, OH

YEARS NFL/CARDINALS: 19/9



Jeff Wallo begins his ninth season with the Cardinals and fourth as video director after being promoted in January, 2017. He originally joined the Cardinals as the team's assistant video director in 2012 and served in that role for five seasons.

Prior to joining the Cardinals, Wallo served as the video coordinator at the University of Pittsburgh for two seasons (2009-10). He got his start in the NFL with the Cleveland Browns, first as an intern and then as a video assistant in 2000. Wallo

then worked as the assistant video director for the Browns from 2001-09.

A Youngstown, OH native, Wallo started his video career at his alma mater, Ohio State, as a student assistant for two seasons prior to receiving a bachelor's degree in Education in 1998.

Wallo and his wife, Rashel, have a son, Jackson, and a daughter Brooklyn.



Charlie Adkins
Coordinator, Football
Analytics and Research



Melissa Anderson
Manager, Alumni Benefits



Jesse Aranda
Coordinator,
Social Media



Orlando Avila
Senior Manager, Marketing
and Broadcast Services



Rachel Baderman
Event Supervisor



Angie Baker
Director, Cardinals
Cheerleaders



Tim Beach
Senior Director, Game
Entertainment and Special Events



Cari Belanger-Maas
Senior Director, Premium
Services and Guest Relations



Carol Benjamin
Payroll/Hiring and Benefits
Administrator



Jessica Bichler
Team Nutritionist



Big Red
Team Mascot



Steve Bomar
Vice President,
Ticketing



Parker Brown
Assistant Equipment
Manager



Paul Calvisi
Reporter/Host,
Broadcasting



Ron Campbell
Vice President,
Ticket Sales



Rolando Cantu
Manager, International
Business Ventures



Tim Carlson
Technical Support
Specialist



Matt Carvalho
Executive Chef



Andrew Caskin
Scouting Assistant



Mike Chavez
Manager,
Creative Services



Steve Christensen
Assistant Equipment
Manager



Bill Clark
Director, Consumer
Insights



Scott Coleman
Vice President, Partner
Service and Activation



Daniel Conlon
Account Executive,
Ticket Sales



Michael Conner
Director, Videoboard and
Event Production



Chad Cook
Assistant Athletic
Trainer



Mark Dalton
Senior Vice President,
Media Relations



Tim DeLaney
Vice President, Broadcasting/
Digital Content



Thedra Dunbar
Staff Accountant



Anthony Edwards
Senior Director,
Player Development



Nick Erikson
Coordinator, Fan
Development and Loyalty



Mark Feller
Vice President,
Technology



Amanda Flanagan
Production Manager



Lauren Fortney
Ticket Services Representative



Patrick Foster
Vice President, Security




Ryan Funk
Senior Box Office Manager




Zach Galia
Director, Social Media



Melissa Gaspard
Executive Assistant/
Paralegal



Shane Gavin
Event and Systems Engineer



Heather Goldade
Systems Developer



Craig Grialou
Broadcast/Digital Content Correspondent



Christine Harms
Controller



Ryan Harris
Account Executive,
Ticket Sales



Tiffany Hayden
Accounts Payable Coordinator




Mike Helm
Manager,
Media Relations



Jeff Herndon
Assistant Athletic Trainer




Jonathan Hidalgo
Coordinator, Partner Service and Activation




David Hines
Assistant Athletic Trainer/
Physical Therapist



Taylor Homes
Coordinator, Partner Service and Activation



Mike laquinta
Vice President,
Business Development



Tye Jacobs
Account Executive,
Group Sales



Chad Jenkins
Scouting Assistant




Shelby Johnson
Video Assistant



Kristi Johnson
Director, Security



Tim Johnston
Assistant Turf Manager



Jeff Jones
Manager, Parking Services



Adam Jones
Assistant Turf Manager



D'Ann Jordan
Executive Assistant



Kevin Jordan
Football Analytics Assistant



Mike Jurecki
Broadcast/Digital Content Correspondent




David Koeninger
General Counsel



Stephanie Lahaie
Event Creation Specialist



Teresa Le
Network Administrator



Greg Lee
Chief Financial Officer



Nathan Lee
Stadium Support Technician



Andy Levy
Turf Director



Erica MacKenzie
Analyst, Business Insights



Meredith Manley
Football Analytics Assistant




Lisa Manning
Senior Vice President,
Marketing



Lisa Matthews
Multimedia Producer/
Reporter



Sandy McAfee
Coordinator,
Digital Platforms



Chris Melvin
Director,
Media Relations



Richard Mendez
Senior Manager/Producer,
Broadcasting



Marie Miller
Receptionist



Teresa Miller
Director, Financial Planning and Analysis



John Misch
Senior Manager,
Business Development




Spencer Missioreck
Video Assistant



Matthew Montes
IT Specialist




Estelle Moreno
Administrative Assistant



Shannon Morrisette
Network Security Administrator



FRONT OFFICE



Keanu Najarian
Premium Services
Coordinator



Dan Nettles
Broadcast Editor/
Coordinator



Brittany Neuheisel
Assistant to
the Owner



Craig Norgren
Assistant Video
Director



James Novy
Network Server
Administrator



Grant Oberlin
Account Executive,
Ticket Sales



Kyle Odegard
Coordinator, Digital
Content/Staff Writer




Jim Omohundro
Senior Manager/
Producer, Broadcasting



Jeff Orenstein
Account Executive,
Ticket Sales



Dave Pasch
Radio Play-by-play
Announcer



Kristian Pena
Team Chef



Tony Pereira
Vice President,
Stadium Operations




Scott Phillipy
Chief Engineer/Building
Operation Manager



Mark Preston
Ticket Services
Representative



Kara Primack
Director, Finance Database
Development and Analytics



Lacey Probst
Manager,
Stadium Operations



Horace Raymond
Director,
Community Relations



Emilee Reese
Senior Manager,
Accounting



Adam Richman
Community Relations/Alumni
Program Coordinator



Javier Rodriguez
Bi-lingual Content
Producer



Chase Russell
Media Relations
Coordinator



Steve Ryan
Senior Vice President,
Business Development



MacKenzie Sanford
Box Office Coordinator



Todd Santino
Manager, Business
Development



Eben Sawilchik
Coordinator, Game
Entertainment and Special Events



Matthew Schaper
Account Executive,
Ticket Sales



Jeff Schwimmer
Assistant Equipment
Manager



Jose Silva
Maintenance Technician



Taylor Simpson
Corporate Nutrition
Manager



Jackson Sipes
Coordinator,
Digital Graphics



Michelle Speer
Executive, Partner Service
and Activation



Andrew Steele
Football Operations
Assistant



Mo Streeby
Manager,
Youth Football



Imani Suber
Media Relations
Coordinator




Carter Tamblyn
Director,
Football Systems



Darren Urban
Director, Editorial Content/
Senior Writer



Stacey Weber
Director, Culinary
Operations



Kyle Wichman
Account Executive,
Ticket Sales



Rance Winters
Account Executive,
Ticket Sales



Ron Wolfley
Radio Play-by-play
Analyst



Lara Wroblewski
Event Supervisor



Elizabeth Yeast
Senior Manager, Partner
Service and Activation



PLAYERS



ROBERT ALFORD

23 | CORNERBACK | 5-10 | 186**COLLEGE:** Southeastern Louisiana**HOMETOWN:** Hammond, LA**HOW ACQUIRED:** FA-19**DOB:** November 1, 1988**YEARS NFL/CARDINALS:** 7/2

NOTE CARDS

- Signed a three-year contract with the Cardinals on 2/7/19.
- Selected by the Falcons in the second round (60th overall) of the 2013 NFL Draft, Alford played 88 games (76 starts) in six seasons with Atlanta. He has 291 tackles (243 solo), 10 INTs, 85 passes defended, four tackles for loss, two fumble recoveries and a forced fumble in the regular season and 30 tackles, an INT and nine passes defended in five career postseason contests.
- Returned three INTs for TDs in his NFL career (two regular season and one postseason), including an INT off Tom Brady in Super Bowl LI that he returned 82 yards for a score.

PRO CAREER:

Entered the NFL as a second-round (60th overall) selection of the Atlanta Falcons in the 2013 NFL Draft. Re-signed with the Falcons on 12/8/16. Released on 2/5/19 and signed a three-year contract with the Cardinals on 2/7/19.

2019: Suffered a season-ending leg injury during training camp and was placed on injured reserve on 9/1.

COLLEGE:

Totaled 137 tackles, six tackles for loss, 10 INTs, 20 passes defended, three fumble recoveries and one forced fumble in 32 games (31 starts) ... named the NCAA Football Championship Subdivision National Defensive Player of the Year by the College Sports Journal and earned FCS All American honors from the NFL

Draft Report and the Sports Network as a senior in 2012 ... also received first-team All-Southland Conference honors and was named a finalist for the Buck Buchanan Award ... earned second-team All-Southland Conference accolades with 52 tackles, five INTs, seven passes defended, one forced fumble and one fumble recovery as a junior in 2011.

PERSONAL:

Attended Hammond (LA) High School where he earned first-team all-district 7-5A honors after catching 10 TD passes as a senior in 2008 ... also ran track, placing second in the 400-meters at the 2007 Louisiana High School Athletic Association Track and Field Championships ... older brother, Fred Booker, was a CB at LSU and played in the Arena Football League and NFL Europe before appearing in 12 games with the New Orleans Saints in 2005.

ALFORD CAREER STATS

DATE	TEAM	GP	GS	TACKLES							QBH	INTERCEPTIONS					FUMBLES			ST				
				TK	S	A	TFL	YDS	SK	YDS		NO	YDS	LG	TD	PD	FF	FR	YDS	TK	S	A	FF	FR
2013	Falcons	16	4	38	27	11	0	0	0.0	0.0	1	2	0	0	0	8	1	1	-5	2	1	1	0	0
2014	Falcons	10	10	29	23	6	2	4	0.0	0.0	0	3	21	21	0	12	0	0	0	2	1	1	0	0
2015	Falcons	15	15	50	42	8	1	2	0.0	0.0	0	2	76	59t	1	15	0	1	0	3	3	0	0	0
2016	Falcons	16	16	59	50	9	1	9	0.0	0.0	0	2	34	30t	1	19	0	0	0	2	0	2	0	0
2017	Falcons	16	16	65	58	7	0	0	0.0	0.0	0	1	0	0	0	20	0	0	0	3	2	1	0	0
2018	Falcons	15	15	50	43	7	0	0	0.0	0.0	0	0	0	0	0	11	0	0	0	0	0	0	0	0
NFL TOTALS		88	76	291	243	48	4	15	0.0	0.0	1	10	131	59t	2	85	1	2	-5	12	7	5	0	0

ALFORD POSTSEASON STATS

DATE	TEAM	GP	GS	TACKLES							QBH	INTERCEPTIONS					FUMBLES			ST				
				TK	S	A	TFL	YDS	SK	YDS		NO	YDS	LG	TD	PD	FF	FR	YDS	TK	S	A	FF	FR
2016	Falcons	3	3	19	17	2	0	0	0.0	0.0	0	1	82	82t	1	6	0	1	0	2	2	0	0	0
2017	Falcons	2	2	11	10	1	0	0	0.0	0.0	0	0	0	0	0	3	0	0	0	0	0	0	0	0
NFL TOTALS		5	5	30	27	3	0	0	0.0	0.0	0	1	82	82t	1	9	0	1	0	2	2	0	0	0



SINGLE-GAME HIGHS: DEFENSIVE

Total Tackles 9 at Seattle Seahawks, Nov 20, 2017
...2 more at 9.

Passes Defensed 4 vs. Carolina Panthers, Dec 31, 2017

Forced Fumbles 1 vs. Carolina Panthers, Dec 29, 2013

Fumble Recoveries 1 vs. New Orleans Saints, Jan 03, 2016
...1 more at 1.

Tackles For Loss 1 vs. San Francisco 49ers, Dec 18, 2016
...3 more at 1.

Interceptions 2 vs. Carolina Panthers, Oct 02, 2016
...2 more at 2.

Interception Long Return 76 vs. Washington, Oct 11, 2015

Special Teams Tackles 1 vs. New Orleans Saints, Dec 07, 2017
...11 more at 1.

SINGLE-GAME HIGHS - POSTSEASON: DEFENSIVE

Total Tackles 11 vs. New England Patriots, Feb 05, 2017

Passes Defensed 3 at Los Angeles Rams, Jan 06, 2018
...2 more at 3.

Fumble Recoveries 1 vs. New England Patriots, Feb 05, 2017

Interceptions 1 vs. New England Patriots, Feb 05, 2017

Interception Long Return 82 vs. New England Patriots, Feb 05, 2017

Special Teams Tackles 2 vs. Seattle Seahawks, Jan 14, 2017

ZACH ALLEN

94 | DEFENSIVE LINEMAN | 6-5 | 285


COLLEGE: Boston College

HOW ACQUIRED: D3-19

YEARS NFL/CARDINALS: 2/2

HOMETOWN: New Canaan, CT

DOB: August 20, 1997



NOTECARDS

- Selected by the Cardinals in the third round (65th overall) of the 2019 NFL Draft, Allen became just the third BC player ever selected by Arizona in the NFL Draft and the first since the team took Joe Wolf with the 17th overall pick in 1989.
- During his final season at Boston College, had eight passes defensed, which ranked among the nation's top CBs in 2018. Georgia's Deandre Baker and LSU's Greedy Williams each had nine passes defensed in '18.

PRO CAREER:

Selected by the Cardinals in the third round (65th overall) of the 2019 NFL Draft, Allen played four games (one start) before a neck injury ended his rookie season.

2019: Played the first four games (one start) and was inactive (neck) for the next six contests before being placed on injured reserve in Week 11 ... totaled eight tackles, one tackle for loss and three QB hits ... started and recorded three tackles and two QB hits in his NFL debut vs. Det (9/8); joined fellow draft picks Kyler Murray, KeeSean Johnson and Byron Murphy to mark the first time since the 1970 NFL-AFL merger that the Cardinals had multiple rookies start on both sides of the ball in a season-opener ... tallied two tackles and one tackle for loss, taking down QB Lamar Jackson for a five-yard loss @ Bal (9/15).

COLLEGE:

Appeared in 50 games in four seasons and totaled 199 tackles, 40.5 tackles for loss, 18.5 sacks, 16 passes defensed, four fumble recoveries, two INTs and two blocked kicks ... over his final two seasons, had 161 tackles, 30.5 tackles for loss, 12.5 sacks, 12 passes defensed, two INTs and two fumble recoveries ... started all 12 games he played and totaled 61 tackles, a career-high 6.5 sacks, 15 tackles for loss, and INT and a career-high eight passes defensed as a senior in 2018 ... earned All-ACC second-team, Pro Football Focus second-team All-America and New England Football Writers All-New England Team honors ... started 13 games, led BC with 6.0 sacks, ranked 10th in BC single-season history with 15.5 tackles for loss and finished the year as one of two defensive linemen with 100+ tackles nationally during his junior season in

2017 ... recipient of the 79th annual George 'Bulger' Lowe Award (New England's Heisman Trophy and one of America's oldest college football awards) and was an All-ACC honorable mention selection ... had 36 tackles, 10 tackles for loss, 6.0 sacks, four pass breakups, three QB hurries and two fumble recoveries in 13 games (one start) as a sophomore in 2016 ... played all 12 games, primarily on special teams, as a freshman in 2015.

PERSONAL:

Named the 2014 Connecticut Gatorade Player of the Year as a senior at New Canaan (CT) High School ... earned the NFF National High School Scholar-Athlete Award for the Northeast Region ... a three-year starter for the Rams, winning two state titles in 2013-14 ... named a captain as a senior ... set the school record for career sacks with 33.0, the single-season record with 13.5 in 2014 and tied the single-game record with four on Thanksgiving in 2014 ... named New Haven Register's Player of the Year, CHSCA Player of the Year and MSG Connecticut Varsity Player of the Year ... member of the Walter Camp All-Connecticut High School Team and was a finalist for Player of the Year ... member of the USA Today All-USA Connecticut team ... had 102 tackles, 18 tackles for loss, two INTs, seven forced fumbles, one fumble recovery, 12 passes defensed and scored one defensive TD in his senior season ... also scored three TDs as a TE with seven receptions for 75 yards ... also played basketball, earning All-FCIAC honorable mention ... National Football Foundation Scholar-Athlete, member of the National Honor Society and four-year high honor roll student ... Finance major in the Carroll School of Management and was the recipient of the Cecilia B. and Richard J. Canning Athletic Scholarship Fund.



ALLEN CAREER STATS

				TACKLES								INTERCEPTIONS						FUMBLES		
DATE	TEAM	GP	GS	TK	S	A	TFL	YDS	SK	YDS	QBH	NO	YDS	LG	TD	PD	FF	FR	YDS	
2019	Cardinals	4	1	8	7	1	1	5	0.0	0.0	3	0	0	0	0	0	0	0	0	
NFL TOTALS		4	1	8	7	1	1	5	0.0	0.0	3	0	0	0	0	0	0	0	0	

SINGLE-GAME HIGHS: DEFENSIVE

Total Tackles 3 vs. Carolina Panthers, Sep 22, 2019
...1 more at 3.

Tackles For Loss 1 at Baltimore Ravens, Sep 15, 2019

DAN ARNOLD

85 | TIGHT END | 6-6 | 220

COLLEGE: Wisconsin-Platteville**HOMETOWN:** Janesville, WI**HOW ACQUIRED:** WV-19 (NO)**DOB:** March 15, 1995**YEARS NFL/CARDINALS:** 3/2**PRO CAREER:**

Signed by New Orleans as an undrafted rookie free agent on 6/5/17. Released on 8/31/19 and signed to the Saints practice squad on 9/1/19. Elevated to New Orleans' active roster from the team's practice squad on 10/19/19. Released on 12/4/19 and claimed off waivers by the Cardinals on 12/5/19.

2019: Registered six receptions for 102 yards and two TDs in three games (one start) with the Cardinals after being claimed off waivers in Week 14 ... began the season on the Saints practice squad and caught two passes for 25 yards in two games with New Orleans after being promoted to the team's active roster in Week 7 ... had two receptions for 25 yards, including a 19-yarder vs. AZ (10/27) ... inactive vs. Pit (12/8) three days after being claimed off waivers by the Cardinals ... secured a six-yard TD reception with 25 seconds left in the first half to cap an 11-play, 87-yard scoring drive in his Cardinals debut vs. Cle (12/15); part of an offense that scored a season-high 38 points on a season-high six scoring drives ... caught a 20-yard pass to the Seahawks 44-yard line on the first play of Arizona's third-quarter scoring

drive @ Sea (12/22); part of an offense that gained 412 total net yards and 253 rushing yards against the Seahawks ... started and set career highs with four receptions for 76 yards, one TD and a career-long 37-yarder @ LAR (12/29); scored the Cardinals first points of the game with a 23-yard scoring grab in the first quarter.

COLLEGE:

Four-year (2013-16) letterman as a wide receiver, totaling 124 receptions for 2,195 yards and 30 TDs in 30 career games ... turned in the most productive season of his college career with 65 receptions for 1,176 yards and 16 TDs as a senior in 2016 ... had 48 catches for 921 yards and 12 TDs as a junior in 2015.

PERSONAL:

Prepped at Shanley Catholic (Fargo, ND) High School where he eclipsed 1,000 yards receiving as a senior ... transferred from Boylan Catholic (Rockford, IL) High School following his junior season after the Titans claimed the Illinois Class 7A state championship ... majored in Manufacturing.

ARNOLD CAREER STATS

DATE	TEAM	GP	GS	RECEIVING					RUSHING				
				NO.	YDS	AVG	LG	TD	NO.	YDS.	AVG.	LG	TD
2018	Saints	10	1	12	150	12.5	25t	1	0	0	0.0	0	0
2019	Saints	2	0	2	25	12.5	19	0	0	0	0.0	0	0
Went from New Orleans to Arizona													
2019	Cardinals	3	1	6	102	17.0	37	2	0	0	0.0	0	0
2019	TOTAL	5	1	8	127	15.9	37	2	0	0	0.0	0	0
NFL TOTALS		15	2	20	277	13.9	37	3	0	0	0.0	0	0



ARNOLD POSTSEASON STATS

DATE	TEAM	GP	GS	RECEIVING					RUSHING				
				NO.	YDS	AVG	LG	TD	NO.	YDS.	AVG.	LG	TD
2018	Saints	1	0	0	0	0.0	0	0	0	0	0.0	0	0
NFL TOTALS		1	0	0	0	0.0	0	0	0	0	0.0	0	0

SINGLE-GAME HIGHS: OFFENSIVE

Receptions 4 at Los Angeles Rams, Dec 29, 2019
...1 more at 4.

Receiving Yards 76 at Los Angeles Rams, Dec 29, 2019

Longest Reception 37 at Los Angeles Rams, Dec 29, 2019


Receiving TDs 1 at Los Angeles Rams, Dec 29, 2019
...2 more at 1.

All-purpose yards 76 at Los Angeles Rams, Dec 29, 2019

Most TDs 1 at Los Angeles Rams, Dec 29, 2019
...2 more at 1.

BUDDA BAKER

32 | SAFETY | 5-10 | 195

COLLEGE: Washington**HOW ACQUIRED:** D2-17**YEARS NFL/CARDINALS:** 4/4**HOMETOWN:** Bellevue, WA**DOB:** January 10, 1996

PRO BOWL SELECTION: 2017, 2019

NOTECARDS

- Selected by the Cardinals in the second round (36th overall) of the 2017 NFL Draft out of Washington and appeared in 46 games (36 starts) during his first three seasons with Arizona.
- Earned his second Pro Bowl nod (first as a safety) in 2019, becoming the first player in franchise history selected to the Pro Bowl as a special teamer and as a position player. Started all 16 games and led all NFL DBs with a career-high 147 tackles, including a league-high 104 solo tackles, and posted seven tackles for loss, six passes defended, six QB hits, a half-sack, a forced fumble and a fumble recovery.
- In 2018, appeared in 14 games (13 starts) and totaled 107 tackles, eight tackles for loss, 2.0 sacks, three QB pressures, four QB hits, two passes defended, a forced fumble and two fumble recoveries (one returned 36 yards for his first career TD); one of just three NFL safeties with 100+ tackles, 2.0+ sacks and 8+ tackles for loss in 2018, according to league statistics.
- Named first-team All-Pro and was voted to the Pro Bowl for his work on special teams as a rookie in '17 after he led the Cardinals and ranked third in the NFL with 16 special teams tackles. One of just four rookies named to the Pro Bowl in '17 and became just the fifth Cardinals rookie since the 1970 merger to be named to the Pro Bowl.
- In his first career NFL start, recorded 12 tackles, a sack, two forced fumbles and a fumble recovery at Houston in Week 11 of the '17 season. Became the first rookie in 20 years and the first Cardinals player ever to register 10+ tackles, a sack and two forced fumbles in a game.
- During a remarkable prep career at Bellevue High School, won five team state titles (3 in football, 2 in track & field) and eight individual state titles in track & field. In football, he played on three consecutive 14-0 teams that won three consecutive 3A state championships.
- Given first name is Bishard. Nicknamed "Budda" by his mother and aunt when he was a child and the name stuck.

PRO CAREER:

The Cardinals acquired Baker in the second round (36th overall) of the 2017 NFL Draft after trading up nine spots (from 45th to 36th) to acquire the University of Washington product. Baker appeared in 46 games (36 starts) in his first three NFL seasons.

2019: Named to his second Pro Bowl, becoming the eighth Cardinals safety to earn the honor and the first player in franchise history selected as a special teamer and position player ... also became the 15th player in team history selected to multiple Pro Bowls in his first three NFL seasons ... led all NFL DBs and ranked fourth overall with a career-high 147 tackles, including a league-

leading 104 solo tackles, according to league statistics ... started all 16 games for the first time in his career and had seven tackles for loss, six passes defended, six QB hits, a half-sack, a forced fumble and a fumble recovery ... led Cardinals DBs with nine tackles in the season-opener vs. Det (9/8) ... matched a team high with 12 tackles and forced a Lamar Jackson fumble @ Bal (9/15) ... led Arizona's DBs with eight tackles vs. Atl (10/13) ... collected a team-high nine tackles, two QB pressures and a pass defended for a unit that totaled a season-high 8.0 sacks and held the Giants to 156 net passing yards @ NYG (10/20) ... matched a career high with 14 tackles including one tackle for loss @ NO (10/27); dropped Latavius Murray for a one-yard loss on second-and-one in the third quarter against the Saints ... registered a



team-high 13 tackles, a career-high-tying two tackles for loss and a career-high three passes defended vs. SF (10/31); became just the third NFL player with at least 13 tackles, two tackles for loss and three passes defended in a game since 1999 (Vincent Rey in 2013 and Derrick Brooks in 1999); brought down Matt Breida and Tevin Coleman behind the line of scrimmage and broke up third down passes from Jimmy Garoppolo intended for George Kittle and Emmanuel Sanders to force 49ers punts ... led the Cardinals with 11 tackles, deflected two passes (one of which was intercepted by Jordan Hicks) and recovered a Jameis Winston fumble in the fourth quarter @ TB (11/10); marked the second time since 1999 a Cardinals player had at least 10 tackles, two passes defended and a fumble recovery in a game – the other occurrence was also Baker (11/19/2017 @ Hou) ... led the team with a career-high-tying 14 tackles, including one tackle for loss, and added four QB pressures @ SF (11/17) ... registered a team-high 12 tackles, including one tackle for loss vs. LAR (12/1); marked the fifth consecutive game in which he totaled 10+ tackles, the longest streak of his career ... totaled a team-high nine tackles including a two-yard tackle for loss of Chris Carson @ Sea (12/22); part of a defense that allowed season lows in points (13), TDs (one), first downs (13), third down conversions (one), total net yards (224), net passing yards (133) and completion percentage (51.6%) against the Seahawks ... matched a game high with 13 tackles, including one tackle for loss, and notched a half-sack in the season finale @ LAR (12/29).

COLLEGE:

In three seasons at Washington, Baker started all 40 games he appeared in and totaled 200 tackles, 13.5 tackles for loss, 4.0 sacks, five INTs, 24 passes defended and three forced fumbles ... a consensus NCAA All-American in 2016, was also a two-time first-team All-Pac-12 selection ... declared for the draft following his junior season ... started all 14 games and led the Huskies with 71 total tackles and 10 tackles for loss, while adding a career-high three sacks with two INTs, eight passes defended and a forced fumble as a junior in 2016 ... named first-team All-American by the Sporting News, Sports Illustrated, Football Writers and FOX Sports ... earned second-team All-American honors from the Associated Press, Football Coaches, CBS Sports

and USA Today ... semi-finalist for the Bednarik Award (nation's top defensive player) and Jim Thorpe Award (nation's top defensive back) ... also named second-team Academic All-Pac-12 ... in Washington's College Football Playoff semifinal matchup vs. Alabama had six tackles, a sack, a tackle for loss and a pass defended ... named first-team All-Pac-12 after starting all 12 games he appeared in and recorded 49 tackles, two INTs, 1.5 tackles for loss and a career-high nine passes defended as a sophomore in 2015 ... named honorable mention Academic All-Pac-12 ... as a true freshman in '14, started all 14 games at safety and earned honorable mention All-Pac-12 honors after he recorded a career-high 80 tackles, a sack, an INT, seven passes defended and two forced fumbles ... named freshman All-American by scout.com ... co-winner of the UW's Travis Spring Most Outstanding Freshman award ... notched first-career INT (a one-handed, circus catch) vs. Oklahoma State in the Cactus Bowl.

PERSONAL:

Played safety, running back and was a return specialist on three straight 14-0 teams at Bellevue (WA) High School ... won three consecutive 3A state championships ... Associated Press and Seattle Times State Player of the Year for 2013 and the 2013-14 Seattle Times Male Athlete of the Year (all sports) ... also first-team All-State at both DB and all-purpose and was the 3A state Player of the Year ... MaxPreps All-America first-team selection as a senior ... rushed for 101 yards and a score as Bellevue cruised to its sixth straight title with a 52-20 win over Eastside Catholic in the 2013 state title game ... earned MaxPreps Junior All-America first-team honors in 2012 ... scored on a 61-yard run and a 71-yard punt return in the 2012 state championship game ... named to MaxPreps Sophomore All-America second-team in 2011 ... scored on an 89-yard kickoff return in Bellevue's 2011 state title victory over O'Dea ... also an outstanding sprinter on the track team ... as a senior, led Bellevue to the state title, winning the 100 meters, the 200 meters and the 4x100 relay ... won the 3A state title in the 100 meters (10.77), the 4x100 relay (41.63) and the 4x400 relay (3:20.12) while taking third in the long jump (22-08.25) as a junior in 2013, when Bellevue won the team title ... won the 4x100 and the 4x400 and took fourth in the long jump and fifth in the 200 as a sophomore in 2012.

BAKER CAREER STATS

DATE	TEAM	GP	GS	TACKLES								INTERCEPTIONS					FUMBLES			ST				
				TK	S	A	TFL	YDS	SK	YDS	QBH	NO	YDS	LG	TD	PD	FF	FR	YDS	TK	S	A	FF	FR
2017	Cardinals	16	7	61	47	14	3	9	1.0	7.0	2	0	0	0	0	6	2	1	0	16	13	3	0	0
2018	Cardinals	14	13	107	84	23	8	23	2.0	28.0	4	0	0	0	0	2	1	2	34	5	1	4	0	0
2019	Cardinals	16	16	156	111	45	7	9	0.5	4.0	2	0	0	0	0	6	1	1	0	0	0	0	0	0
NFL TOTALS		46	36	324	242	82	18	41	3.5	39.0	8	0	0	0	0	14	4	4	34	21	14	7	0	0

SINGLE-GAME HIGHS: DEFENSIVE

Total Tackles	14 at San Francisco 49ers, Nov 17, 2019 ...2 more at 14.	Fumble Recoveries	1 at Tampa Bay Buccaneers, Nov 10, 2019 ...3 more at 1.
Sacks	1.0 at San Francisco 49ers, Oct 07, 2018 ...1 more at 1.0.	Tackles For Loss	2 vs. San Francisco 49ers, Oct 31, 2019 ...2 more at 2.
Passes Defensed	3 vs. San Francisco 49ers, Oct 31, 2019	Special Teams Tackles	3 at San Francisco 49ers, Nov 05, 2017 ...1 more at 3.
Forced Fumbles	2 at Houston Texans, Nov 19, 2017		
Additional Statistics: TDs: Fumble Recovery: 36 yards at Minnesota Vikings, Oct 14, 2018			



CHRIS BANJO

31 | SAFETY | 5-10 | 207

COLLEGE: Southern Methodist

HOW ACQUIRED: FA-19

YEARS NFL/CARDINALS: 8/2

HOMETOWN: Sugar Land, TX

DOB: February 26, 1990



PRO CAREER:

Signed with the Jaguars on 4/18/13 after participating in rookie minicamp on a tryout with the Raiders and Steelers in 2012. Released on 7/25/13 and signed with the Packers on 7/29/13. Released by Green Bay on 8/30/14 and signed to the team's practice squad on 8/31/14. Elevated to the Packers active roster from the team's practice squad on 12/13/14. Re-signed with Green Bay on 3/10/15 and 4/15/16. Waived/injured on 10/31/16 and signed with the Saints on 11/14/16. Agreed to terms with New Orleans on a three-year contract extension on 3/11/19. Released on 8/31/19 and signed with the Cardinals on 9/24/19. Agreed to terms on a one-year deal with the Cardinals on 3/23/20.

2019: Played 13 games for the Cardinals, totaling five tackles on defense and seven tackles on special teams, after spending the offseason and training camp with the Saints ... made his Cardinals debut vs. Sea (9/29) five days after joining the team ... matched a career high with two special teams tackles @ Cin (10/6) and vs. Atl (10/13) ... tallied season highs with two tackles on defense and two tackles on special teams vs. Pit (12/8) ... matched a season high with two defensive tackles, both occurring on the Seahawks final offensive possession @ Sea (12/22).

COLLEGE:

Totaled 321 tackles, 9.5 tackles for loss, 15 passes defended, four INTs, three forced fumbles and three fumble recoveries in 51 games (47 starts) ... earned honorable mention All-Conference USA recognition with 82 tackles, two fumble recoveries and two passes defended as a senior in 2011 ... named second-team All-Conference USA after starting all 14 games and posting a career-high 92 tackles, 6.5 tackles for loss, two INTs and eight passes defended as a junior in 2010 ... had 86 tackles, two tackles for loss, five passes defended and an INT in 13 games (all starts) as a sophomore in 2009 ... became the first SMU player selected to wear #23 to honor Jerry LeVias, the first African-American player in the Southwest Conference to receive an athletic scholarship ... played in all 12 games (eight starts) as a true freshman, recording 61 tackles and an INT.

PERSONAL:

Given name is Ayokunmi Christopher Oluwaseun Banjo ... three-year letterman and two-way player (running back & safety) at Kempner (Sugar Land, TX) High School ... also earned four letters as a member of the basketball team ... earned a degree in Sports Management.

BANJO CAREER STATS

DATE	TEAM	GP	GS	TACKLES								INTERCEPTIONS						FUMBLES			ST				
				TK	S	A	TFL	YDS	SK	YDS	QBH	NO	YDS	LG	TD	PD	FF	FR	YDS	TK	S	A	FF	FR	
2013	Packers	16	1	12	10	2	0	0	0.0	0.0	0	0	0	0	0	2	0	0	0	7	7	0	0	0	
2014	Packers	3	0	0	0	0	0	0	0.0	0.0	0	0	0	0	0	0	0	0	0	1	1	0	0	0	
2015	Packers	16	1	5	5	0	0	0	0.0	0.0	0	0	0	0	0	1	0	0	0	11	10	1	0	0	
2016	Packers	2	0	0	0	0	0	0	0.0	0.0	0	0	0	0	0	0	0	0	0	2	2	0	0	0	
Went from Green Bay to New Orleans																									
2016	Saints	7	0	0	0	0	0	0	0.0	0.0	0	0	0	0	0	0	0	0	0	5	5	0	0	0	
2016	TOTAL	9	0	0	0	0	0	0	0.0	0.0	0	0	0	0	0	0	0	0	0	7	7	0	0	0	
2017	Saints	16	0	4	3	1	0	0	0.0	0.0	0	1	0	0	0	1	0	1	0	8	7	1	1	0	
2018	Saints	16	0	5	3	2	0	0	0.0	0.0	0	2	0	0	0	3	0	0	0	5	5	0	0	0	
2019	Cardinals	13	0	5	2	3	0	0	0.0	0.0	0	0	0	0	0	0	0	0	0	7	6	1	0	0	
NFL TOTALS		89	2	31	23	8	0	0	0.0	0.0	0	3	0	0	0	7	0	1	0	46	43	3	1	0	



BANJO POSTSEASON STATS

DATE	TEAM	GP	GS	TACKLES							QBH	INTERCEPTIONS					FUMBLES			ST				
				TK	S	A	TFL	YDS	SK	YDS		NO	YDS	LG	TD	PD	FF	FR	YDS	TK	S	A	FF	FR
2013	Packers	1	0	0	0	0	0	0	0.0	0.0	0	0	0	0	0	0	0	0	0	0	0	0	0	0
2014	Packers	2	0	0	0	0	0	0	0.0	0.0	0	0	0	0	0	0	0	0	0	2	1	1	0	0
2015	Packers	2	0	0	0	0	0	0	0.0	0.0	0	0	0	0	0	0	0	0	0	2	2	0	0	0
2017	Saints	2	0	0	0	0	0	0	0.0	0.0	0	0	0	0	0	0	0	0	0	0	0	0	0	0
2018	Saints	2	0	1	1	0	0	0	0.0	0.0	0	0	0	0	0	0	0	0	0	0	0	0	0	0
NFL TOTALS		9	0	1	1	0	0	0	0.0	0.0	0	0	0	0	0	0	0	0	0	4	3	1	0	0

SINGLE-GAME HIGHS: DEFENSIVE

Total Tackles 3 vs. St. Louis Rams, Oct 11, 2015
Passes Defensed 2 vs. Philadelphia Eagles, Nov 18, 2018
Fumble Recoveries 1 vs. Tampa Bay Buccaneers, Nov 05, 2017

Interceptions 2 vs. Philadelphia Eagles, Nov 18, 2018
Special Teams Tackles 2 vs. Pittsburgh Steelers, Dec 08, 2019
 ...9 more at 2.
Special Teams Forced Fumbles 1 vs. Carolina Panthers, Dec 03, 2017

SINGLE-GAME HIGHS - POSTSEASON: DEFENSIVE

Total Tackles 1 vs. Los Angeles Rams, Jan 20, 2019
Special Teams Tackles 2 at Seattle Seahawks, Jan 18, 2015

KELVIN BEACHUM

68 | OFFENSIVE LINEMAN | 6-3 | 308

COLLEGE: SMU

HOW ACQUIRED: FA-20

YEARS NFL/CARDINALS: 9/1

HOMETOWN: Mexia, TX

DOB: June 8, 1989



NOTECARDS

- Selected by Pittsburgh in the seventh round (248th overall) in the 2012 NFL Draft and started 99 of 104 games played with the Steelers (2012-15), Jaguars (2016) and Jets (2017-19) in his first eight seasons.
- Has started at left tackle in all 82 games played in his last six seasons (2014-19). Of his 99 career starts, 93 have come at left tackle, five at right tackle and one at tight end.
- Named the Jets' Walter Payton Man of the Year and the United Way's "Hometown Hero" in 2018.

PRO CAREER:

Selected by Pittsburgh in the seventh round (248th overall) of the 2012 NFL Draft. Signed a one-year contract with Jacksonville as an unrestricted free agent on 3/16/16. Signed a three-year contract with the Jets as an unrestricted free agent on 3/11/17. After three seasons in New York, signed a one-year contract with Arizona on 7/17/20.

2019: In his third and final season with the Jets, started all 13 games played at LT ... missed three games (ankle) ... when he missed the Jets Week 7 contest vs. NE (10/21), it snapped a streak of 50 consecutive regular season starts at LT ... team posted a 7-6 record in the 13 games Beachum started, and a 7-3 record in the games both he and Sam Darnold started ... blocked for Darnold as he threw for 3,024 yards and 19 TDs in just 13 starts ... part of an O-line that allowed just 15 sacks on 268 pass attempts over the final eight games as the Jets posted a 6-2 record; NY's 15 sacks allowed in that span ranked as the ninth-best total in the NFL.

COLLEGE:

Started all 52 games at left tackle in four seasons at SMU and earned first-team Conference USA honors following his junior campaign ... as a senior in 2011, was selected to the Lombardi Award and Outland Award watch lists and was named to the Conference USA All-Academic Team ... served as a student representative to the SMU Board of Trustees...was on SMU President R. Gerald Turner's Commission on Substance Abuse, the Student Affairs Leadership Council, the SMU Athletic Council and the Apple Committee (a drug awareness group for student-athletes) ... presented the Commencement address to fellow 2012 graduates of Annette Caldwell Simmons School of Education and Human Development ... started all 12 games during his senior season, blocking for an offense that ranked third in the league in passing ... served as SMU's Student-Athlete Advisory Committee (SAAC) President ... as a junior in 2010, started all 14 games and was named first-team Conference USA after blocking for an offense that totaled a school-record 3,861 passing yards and added 1,943 yards on the ground ... as a sophomore in 2009, started all 13 games and blocked for an SMU offense that passed



for a then school-record 3,666 yards, scored a school-record 380 points and rolled up a school-record 5,093 yards of total offense ... one of 12 student-athletes to receive the fall C-USA Spirit of Service Award ... named to Dave Campbell's Texas Football's All-Texas Team ... as a freshman in 2008, started all 12 games at left tackle and blocked for an offense that threw for a school record-tying 29 TDs and ranked 17th in the nation in passing offense ... redshirted in 2007.

PERSONAL:

Attended Mexia (TX) High School, where he was named first-team All-District 19-3A as a senior and second-team all-district as a junior ... also a Super Cen-Tex player and All-Academic pick ... allowed only one sack in 2006 as a senior in 2016 ... also starred on the basketball team, where he averaged a double-double in his hoops career ... earned undergraduate degree in Economics and master's of Liberal Studies ... in February 2016, Beachum visited Honduras with partner organization, World Vision; in 2015, World Vision pioneered the Entrepreneurship and Employment with

Technology program which gives children a boost with technology skills and new ways of thinking, using STEM education to ensure vulnerable children in the capital city of Tegucigalpa, Honduras are equipped with the skills that will unlock their future ... sponsored a mobile teacher resource center (TRC), which allowed 75 teachers to "shop" for school supplies and resources for their classrooms at no cost for them as part of World Vision's TRC program to provide new school supplies, backpacks, clothing, and other classroom resources to students in schools across the United States with 70% or higher poverty rates ... continues to work in communities around the nation, such as Dallas, Austin, Mexia, Houston, Pittsburgh, Jacksonville and New York to bring awareness to the issues of hunger and malnutrition; has worked with food banks in each community, volunteering monthly at the Food Bank for New York City packaging food, organizing boxes, and serving food to the elderly ... in each of the last five years, has hosted the Kelvin Beachum Community Football Camp in his hometown of Mexia; the camp, which is free to all, strives to elevate football players of all levels to reach their highest potential both on and off the field.

BEACHUM CAREER STATS

DATE	TEAM	GP	GS
2012	Steelers	7	5
2013	Steelers	15	12
2014	Steelers	16	16
2015	Steelers	6	6
2016	Jaguars	15	15
2017	Jets	16	16
2018	Jets	16	16
2019	Jets	13	13
NFL TOTALS		104	99

BEACHUM POSTSEASON STATS

DATE	TEAM	GP	GS
2014	Steelers	1	1
NFL TOTALS		1	1

RYAN BECKER

80 | TIGHT END | 6-5 | 248

COLLEGE: SMU

HOMETOWN: Marble Falls, TX

DOB: December 23, 1997

HOW ACQUIRED: FA-20

◆ ROOKIE ◆



COLLEGE CAREER:

Totaled 198 yards and five TDs on 16 catches in 46 games (15 starts) at SMU ... had four receptions for 30 yards and a TD in 13 games (six starts) for an offense that averaged 41.8 points and 489.8 yards per game in 2019 ... part of SMU's first 10-win

season since 1984 and its first eight-game win streak since 1982 during his senior season ... set career highs with nine receptions for 121 yards and three TDs as a junior in 2018 ... registered three receptions for 47 yards and a TD in 25 games (two starts) during his freshman and sophomore seasons.

**PERSONAL:**

Earned first-team all-district 25-5A honors and honorable mention All-State as a senior at Marble Falls (TX) High School ... named

team offensive MVP and one of "Texas' Best" 2016 Athletes by Dave Campbell's Texas Football Rising ... tallied 74 pancake blocks as a senior ... also lettered in track and rodeo, advancing to the Texas High School Association's team-rope finals.

ENO BENJAMIN**26 | RUNNING BACK | 5-9 | 210****COLLEGE:** Arizona State**HOMETOWN:** Wylie, TX**DOB:** April 13, 1999**ROUND 7**
222nd Overall**NOTECARDS**

- Drafted by the Cardinals in the seventh round (222nd overall) of the 2020 NFL Draft out of Arizona State. Selected in nearly the same spot as the last ASU player drafted by the Cardinals: S Pat Tillman (7th round, 226th overall) in 1998.
- Broke the ASU single-season rushing record (1,642 yards in 2018) and single-game rushing record (312 yards vs. Oregon in 2018) during his time as a Sun Devil.

COLLEGE CAREER:

In three seasons at Arizona State (2017-19), appeared in 35 games (25 starts) and totaled 2,867 rushing yards and 27 TDs while adding 82 receptions for 625 yards and four TDs ... his 2,867 career rushing yards rank seventh on the school's all-time rushing list ... also added 119 yards on six kickoff returns and returned a blocked punt nine yards for a TD ... became the 20th Sun Devil in program history to reach 2,000 career rushing yards and just the fifth three-year player to do so ... also joined the 3,000 all-purpose-yards club at ASU ... had 15 career games with 100+ rushing yards (fourth in program history), 18 career games with 100+ all-purpose yards and 18 games with at least one TD.

2019: Named an offensive captain as a junior and rushed for 1,083 yards and 10 TDs on 253 carries (4.3 avg.) in 12 games (all starts) ... added a career-high 42 receptions for a career-high 347 yards and two TDs ... ranked fourth in the Pac-12 with 10 rushing TDs, fifth with 12 total TDs and fourth with 119.2 all-purpose yards per game ... forced 72 missed tackles in the regular season - tied for 10th nationally among RBs ... played 341 snaps in passing routes in the regular season, the second-highest total among FBS RBs while his 56 targets ranked fourth ... his 347 receiving yards in the regular season were sixth among all FBS RBs, and his 42 receptions were tied for fifth in the nation.

2018: In a record-breaking sophomore campaign, earned third-team All-American honors (AP) and first-team All-Pac-12 recognition after rushing for a school single-season record 1,642 yards and 16 TDs on a school-record 300 attempts (5.5 avg.) ... added 35 receptions for 263 yards and two TDs ... surpassed the previous school single-season rushing record of 1,565 yards set by Woody Green in 1972 ... his nine games with 100+ rushing yards

also set a new ASU single-season record ... his rushing yards and rushing TDs led the Pac-12, while his rushing total ranked fifth nationally ... first ASU RB to finish in the top-10 nationally in single-season rushing yards ... his 146.5 all-purpose yards per game ranked ninth nationally and second in the Pac-12 ... took home the Wilford "Whizzer" White Outstanding Running Back Award and the Frank Kush Team MVP at the Team Banquet ... forced 94 missed tackles on the season - third-most in the FBS ... his 31 explosive runs were fifth among FBS RBs ... rushed for 81 first downs, the third most nationally ... broke the single-game school record for rushing yards in a game in a victory over Oregon State (9/29), running for 312 yards and three TDs on 30 carries.

2017: Appeared in 10 games as a reserve RB and kickoff return specialist as a true freshman ... carried the ball 23 times for 142 yards and a TD ... finished with five carries for 52 yards during a breakout performance against Colorado, including a 19-yard run for his first career TD ... returned a blocked punt nine yards for a TD against UCLA.

PERSONAL:

All-American who totaled 7,546 rushing yards and scored 111 total TDs at Wylie (TX) East High School ... ranked as the No. 71 overall prospect, No. 5 RB prospect in the country and No. 9 prospect in the state of Texas by Rivals.com ... selected to play in on the West roster in the Army All-American Bowl following a senior year (2016) in which he was named 5A state Offensive Player of the Year ... rushed for 2,604 yards and 32 TDs in his final season at Wylie East ... had 2,652 rushing yards to go along with 232 receiving yards and 43 total TDs in a first-team All-State campaign as a junior in 2015 ... tallied 1,724 rushing yards and 25 rushing TDs as a sophomore in his first season as the featured back ... Wylie is located just 12.5 miles from Allen, TX, the hometown of Cardinals 2019 No. 1 overall pick QB Kyler Murray.

BENJAMIN COLLEGE STATS

Year	GP/GS	Att	Rushing				TD	Receiving				
			Yds	Avg	LG			No	Yds	Avg	LG	TD
2017	10/0	23	142	6.2	21		1	5	15	3.0	13	0
2018	13/13	300	1,642	5.5	49t		16	35	263	7.5	29	2
2019	12/12	253	1,083	4.3	33t		10	42	347	8.3	72t	2
Total	35/25	576	2,867	5.0	49t		27	82	625	7.6	72t	4



AARON BREWER

46 | LONG SNAPPER | 6-5 | 232


COLLEGE: San Diego State

HOW ACQUIRED: FA-16

YEARS NFL/CARDINALS: 9/5

HOMETOWN: Fullerton, CA

DOB: July 5, 1990



NOTECARDS

- Originally entered the league as a rookie free agent with Denver in 2012 and has spent the last four seasons (2016-19) in Arizona.
- Has appeared in 117 career games during the regular season, including 53 games with the Cardinals. Has also played in eight career postseason games.
- Re-signed (four-year contract) with the Cardinals as a free agent prior to the 2018 season.
- Served as the long snapper on Matt Prater's NFL-record 64-yard FG vs. Tennessee on 12/8/13.
- Member of Broncos team that won Super Bowl 50 following the 2015 season.

PRO CAREER:

Originally signed by Denver as a rookie free agent on 4/29/12. Signed a contract extension with Broncos on 3/5/15. Released on 3/8/16 and signed with Chicago Bears on 3/16/16. Released on 9/5/16 and signed with Cardinals on 9/28/16. Re-signed a four-year contract with the Cardinals on 3/7/18 as a free agent.

2019: Played all 16 games for the sixth time in his career and had two special teams tackles ... part of a unit that converted 31 FGs, which ranked fifth in the NFL and third in franchise history ... snapped to P Andy Lee, who ranked second in the NFL and second in team history with a 47.8-yard gross punting average ... helped Pro Bowl alternate K Zane Gonzalez connect on 20 consecutive FGs between Weeks 5-16, marking the second-longest streak in Cardinals history and the longest active NFL streak before it was broken by a blocked kick ... snapped on all four of Gonzalez's made FGs and eight of Lee's punts in the season-opener vs. Det (9/8) ... notched a special teams tackle and helped Lee average 53.4 yards on five punts @ Bal (9/15) ... part of a FG unit that converted four attempts, including a 31-yard game-winner as time expired @ Cin (10/6) ... snapped on all three of Gonzalez's made FGs, including a 50-yarder, and all five of Lee's punts, including three 50-yarders @ NO (10/27) ...

helped Lee average 50.6 yards on five punts, including kicks of 59, 64, 54 and 52 yards vs. SF (10/31) ... part of a punt coverage unit that averaged 52.7 yards per kick and allowed just nine yards on two returns @ TB (11/10) ... snapped on all five of Gonzalez's PATs and lone FG vs. Cle (12/15), helping the FG unit score eight points for a Cardinals team that totaled a season-high 38 against the Browns.

COLLEGE:

Appeared in all 50 games in four years ... four-time All-Mountain West Conference selection ... had 15 career special teams tackles, including six as a senior in 2011 ... part of special teams unit that converted 160-of-170 PATs and 41-of-66 FGAs ... contributed to punt team that averaged 42.4 yards on 250 punts.

PERSONAL:

Attended Troy (Fullerton, CA) High School where he was an all-conference LB as a senior and served as the team's long snapper ... rated as the No. 3 long snapper in the nation by chrissailerkicking.com after his senior season ... also was a member of the track and field team ... married his wife, Nicole, during the 2018 offseason ... majored in Finance.

BREWER CAREER STATS

DATE	TEAM	GP	GS	TK	S	A	FF	FR
2012	Broncos	16	0	3	3	0	0	0
2013	Broncos	16	0	2	2	0	0	0
2014	Broncos	16	0	3	3	0	0	0
2015	Broncos	16	0	0	0	0	0	0
2016	Cardinals	13	0	2	2	0	0	0
2017	Cardinals	8	0	2	2	0	0	0
2018	Cardinals	16	0	1	1	0	0	0
2019	Cardinals	16	0	2	1	1	0	0
NFL TOTALS		117	0	15	14	1	0	0



BREWER POSTSEASON STATS

DATE	TEAM	GP	GS	TK	S	A	FF	FR
2012	Broncos	1	0	0	0	0	0	0
2013	Broncos	3	0	0	0	0	0	0
2014	Broncos	1	0	0	0	0	0	0
2015	Broncos	3	0	1	1	0	0	0
NFL TOTALS		8	0	1	1	0	0	0

SINGLE-GAME HIGHS: DEFENSIVE

Special Teams Tackles

1 at New York Giants, Oct 20, 2019
...14 more at 1.

SINGLE-GAME HIGHS - POSTSEASON: DEFENSIVE

Special Teams Tackles

1 vs. Pittsburgh Steelers, Jan 17, 2016

KENTRELL BRICE

44 | SAFETY | 5-11 | 200

COLLEGE: Louisiana Tech

HOMETOWN: Ruston, LA

HOW ACQUIRED: FA-20

DOB: August 11, 1994

YEARS NFL/CARDINALS: 1/1



PRO CAREER:

Originally signed by the Packers as an undrafted rookie free agent on 5/6/16. Placed on injured reserve (ankle) on 11/3/17. Signed with Tampa Bay as an unrestricted free agent on 3/19/19 and was released on 8/31/19. Drafted by the Seattle Dragons in the 2020 XFL Draft before signing with the Chicago Bears on 1/8/20. Released by Chicago on 7/27/20 and signed a one-year contact with the Cardinals on 8/5/20.

2018: Played 14 games (10 starts) and recorded a career-high 50 tackles, a sack, a tackle for a loss, a QB pressure and two passes defended ... inactive (ankle) for two contests ... started and totaled a career-high nine tackles, notched his first-career sack and added a pass defended vs. Chi (9/9) ... started and played every defensive snap, registering six tackles vs. Min (9/16) ... had one tackle and broke up a Jared Goff pass intended for WR Josh Reynolds @ LAR (10/28) ... matched a career high with nine tackles including a three-yard tackle for loss of LaGarrette Blount vs. Det (12/30).

COLLEGE:

Totaled 210 tackles, 8.5 tackles for loss, 5.0 sacks, three INTs, 16 passes defended, four forced fumbles and three fumble recoveries in 50 games during his four-year (2012-15) career at Louisiana Tech ... recorded 60 tackles, an INT and a career-high nine passes defended in 13 games (all starts) as a senior in 2015, earning All-Conference USA Honorable Mention accolades ... registered career highs with 86 tackles, four tackles for loss, 4.0 sacks and two INTs in 14 games as a junior in 2014.

PERSONAL:

Attended Ruston (LA) High School, where he was a three-sports standout in football, basketball and track and field ... registered 159 tackles, nine tackles for a loss, five forced fumbles, three fumble recoveries, 31 pass break-ups, six INTs (one returned 96 yards for a TD), eight blocked FGs and two kickoff returns for TDs as a senior ... named first-team all-district, honorable mention All-State and Elite 22 Defensive MVP of the Year while leading the Bearcats to the third round of the playoffs in 2011.

BRICE CAREER STATS

				TACKLES								INTERCEPTIONS						FUMBLES			ST						MISC	
DATE	TEAM	GP	GS	TK	S	A	TFL	YDS	SK	YDS	QBH	NO	YDS	LG	TD	PD	FF	FR	YDS	TK	S	A	FF	FR	S	A		
2016	Packers	16	1	20	17	3	0	0	0.0	0.0	0	0	0	0	0	1	0	1	0	7	6	1	0	0	0	0		
2017	Packers	6	3	21	17	4	0	0	0.0	0.0	1	1	11	11	0	3	0	0	0	2	2	0	0	0	0	0		
2018	Packers	14	10	50	40	10	1	3	1.0	0.0	0	0	0	0	0	2	0	0	0	0	0	0	0	0	0	0		
NFL TOTALS		36	14	91	74	17	1	3	1.0	0.0	1	1	11	11	0	6	0	1	0	9	8	1	0	0	0	0		



BRICE POSTSEASON STATS

DATE	TEAM	GP	GS	TACKLES							QBH	INTERCEPTIONS					FUMBLES			ST					MISC	
				TK	S	A	TFL	YDS	SK	YDS		NO	YDS	LG	TD	PD	FF	FR	YDS	TK	S	A	FF	FR	S	A
2016	Packers	3	0	7	7	0	0	0	0.0	0.0	0	0	0	0	0	1	0	0	0	2	1	1	0	0	0	0
NFL TOTALS		3	0	7	7	0	0	0	0.0	0.0	0	0	0	0	0	1	0	0	0	2	1	1	0	0	0	0

SINGLE-GAME HIGHS: DEFENSIVE

Total Tackles 9 vs. Chicago Bears, Sep 09, 2018
Sacks 1.0 vs. Chicago Bears, Sep 09, 2018
Passes Defensed 1 at Los Angeles Rams, Oct 28, 2018
 ...5 more at 1.
Fumble Recoveries 1 vs. Seattle Seahawks, Dec 11, 2016

Tackles For Loss 1 vs. Detroit Lions, Dec 30, 2018
Interceptions 1 vs. Chicago Bears, Sep 28, 2017
Interception Long Return 11 vs. Chicago Bears, Sep 28, 2017
Special Teams Tackles 1 at Dallas Cowboys, Oct 08, 2017
 ...8 more at 1.

SINGLE-GAME HIGHS - POSTSEASON: DEFENSIVE

Total Tackles 6 at Dallas Cowboys, Jan 15, 2017
Passes Defensed 1 at Dallas Cowboys, Jan 15, 2017

Special Teams Tackles 1 at Atlanta Falcons, Jan 22, 2017
 ...1 more at 1.

MILES BROWN

72 | DEFENSIVE LINEMAN | 6-2 | 320

COLLEGE: Wofford

HOMETOWN: Cheverly, MD

HOW ACQUIRED: FA-19

DOB: September 4, 1997

YEARS NFL/CARDINALS: 2/2



PRO CAREER:

Signed with the Cardinals as an undrafted rookie free agent on 4/29/19. Released on 10/1/19 and signed to the Cardinals practice squad on 10/3/19. Elevated to Arizona's active roster from the team's practice squad on 11/13/19.

2019: Played nine games while splitting time between the Cardinals active roster and practice squad ... inactive for the season-opener vs. Det (9/8) after making Arizona's Week 1 roster as an undrafted rookie free agent ... saw action on defense @ Bal (9/15), vs. Car (9/22) and vs. Sea (9/29); tackled Mark Ingram after a one-yard gain on the Ravens final offense possession in his NFL debut and brought down Seahawks Chris Carson for a three-yard loss in the fourth quarter ... on the Cardinals practice squad for Games 5-10 ... saw action on defense @ SF (11/17) after returning to the active roster four days prior ... dropped Benny Snell Jr. for a one-yard loss at the Cardinals two-yard line vs. Pit (12/8).

COLLEGE:

Totaled 174 tackles, 38 tackles for loss and 13.5 sacks in 50

games (49 starts) in four seasons (2015-18) ... three-time (2016-18) first-team All-Southern Conference and two-time (2017-18) third-team All-American selection ... had 46 tackles, 9.5 tackles for loss and a team-high five sacks in 12 games (all starts) as a senior in 2018 ... started all 13 games and collected 44 total tackles and led the team with 10 tackles for loss and three sacks as a junior in 2017 ... posted 48 tackles, 12.5 tackles for loss and two sacks in 14 games (all starts) as a sophomore in 2016 ... played 11 games (10 starts) and posted 36 tackles, six tackles for loss and a team-high 3.5 sacks, earning second-team All-Southern Conference honors as a freshman in 2015 ... also received Wofford Defensive Lineman and Defensive Freshman of the Year accolades.

PERSONAL:

Four-year starter at Sidwell Friends (Washington, DC) High School ... totaled 97 tackles, 12 sacks and two INTs as a senior ... also had 136 carries for 1,012 yards, 22 receptions for 314 yards and 28 total TDs as a RB and TE ... earned all-league and All-State honors while leading the team to a conference championship ... a member of the wrestling team, went 23-0 during his junior year as a heavyweight ... majored in Sociology.

BROWN CAREER STATS

DATE	TEAM	GP	GS	TACKLES							QBH	INTERCEPTIONS					FUMBLES		
				TK	S	A	TFL	YDS	SK	YDS		NO	YDS	LG	TD	PD	FF	FR	YDS
2019	Cardinals	9	0	4	2	2	1	1	0.0	0.0	0	0	0	0	0	0	0	0	0
NFL TOTALS		9	0	4	2	2	1	1	0.0	0.0	0	0	0	0	0	0	0	0	0



SINGLE-GAME HIGHS: DEFENSIVE

Total Tackles 1 at Los Angeles Rams, Dec 29, 2019
...3 more at 1.

Tackles For Loss 1 vs. Pittsburgh Steelers, Dec 08, 2019

JONATHAN BULLARD

90 | DEFENSIVE LINEMAN | 6-3 | 296

COLLEGE: Florida**HOMETOWN:** Shelby, NC**HOW ACQUIRED:** WV-19 (Chi)**DOB:** October 22, 1993**YEARS NFL/CARDINALS:** 5/2**PRO CAREER:**

Selected by Chicago in the third round (72nd overall) of the 2016 NFL Draft and appeared in 46 games (five starts) during his three seasons with the Bears. Released by Chicago on 8/31/19 and claimed off waivers by Arizona on 9/1/19. Agreed to terms on a one-year deal with the Cardinals on 3/23/20.

2019: Played nine games (six starts) and totaled 25 tackles, four tackles for loss, 1.5 sacks and seven QB hits after joining the Cardinals off waivers in Week 1 ... inactive due to injury in three games before being placed on injured reserve (hamstring) on 12/5 ... started and tallied three tackles, a QB pressure and a five-yard sack of Russell Wilson in the fourth quarter vs. Sea (9/29) ... started and registered a career-high eight tackles, a tackle for loss of Joe Mixon and a QB pressure @ Cin (10/6) ... posted three tackles and a QB pressure for a unit that totaled a season-high eight sacks and held the Giants to 156 net passing yards @ NYG (10/20) ... tallied three tackles including a two-yard tackle for loss of Matt Breida vs. SF (10/31); paired with Chandler Jones to bring down Jared Goff for a 10-yard sack vs. LAR (12/1).

COLLEGE:

Had 178 tackles, 12 sacks, 33.5 tackles for loss and five passes defended in 50 games (36 starts) ... earned All-America and all-SEC honors following as a senior in 2015 ... his 17.5 tackles for loss that year were the most by a Gator since Alex Brown notched

18 in 1999 ... also named a semifinalist for the Chuck Bednarik Award as the nation's top defensive player following his senior season ... named first-team All-American by CBSSports.com and Pro Football Focus and second-team by Sporting News ... unanimous first-team all-SEC selection ... voted a captain by his teammates for the 2015 season and started all 14 games ... totaled 66 tackles and tied for the team lead with 6.5 sacks, adding two passes defended ... started all 12 games as a junior in 2014, totaling 52 tackles, 8.5 tackles for loss, 2.5 sacks, 12 QB hits and two passes defended ... started eight of 11 games played as a sophomore in 2013, recording 33 tackles, 2.5 tackles for loss, 1.5 sacks and four QB hurries ... appeared in all 13 games as a true freshman in 2012 and was named first-team SEC Coaches' All-Freshman as a defensive lineman ... finished the year with 27 tackles, five tackles for loss, 1.5 sacks and a pass defended.

PERSONAL:

Attended Crest (Shelby, NC) High School where he was rated the No. 6 overall prospect in the country by Rivals.com and the No. 2 prospect in the state of North Carolina ... also ranked the No. 1 strongside defensive end recruit in the nation by Rivals.com and the No. 4 defensive end overall by ESPN and Scout.com ... selected to play in the U.S. Army All-American Bowl and was named to the AP first-team All-State as a senior in 2011 ... recorded 82 tackles and 16 sacks during his senior season as he helped lead Crest to a 12-4 record and finish as the NCHSAA Class 3AA runner-up.

BULLARD CAREER STATS

DATE	TEAM	GP	GS	TACKLES							INTERCEPTIONS						FUMBLES		
				TK	S	A	TFL	YDS	SK	YDS	QBH	NO	YDS	LG	TD	PD	FF	FR	YDS
2016	Bears	14	1	18	15	3	4	12	1.0	3.0	2	0	0	0	0	0	0	0	0
2017	Bears	16	3	26	18	8	2	6	1.0	4.0	2	0	0	0	0	2	1	0	0
2018	Bears	16	1	18	13	5	3	15	0.0	0.0	1	0	0	0	0	2	0	0	0
2019	Cardinals	9	6	25	16	9	4	9	1.5	10.0	7	0	0	0	0	0	0	0	0
NFL TOTALS		55	11	87	62	25	13	42	3.5	17.0	12	0	0	0	0	4	1	0	0

BULLARD POSTSEASON STATS

DATE	TEAM	GP	GS	TACKLES							INTERCEPTIONS						FUMBLES		
				TK	S	A	TFL	YDS	SK	YDS	QBH	NO	YDS	LG	TD	PD	FF	FR	YDS
2018	Bears	1	0	0	0	0	0	0	0.0	0.0	0	0	0	0	0	0	0	0	0
NFL TOTALS		1	0	0	0	0	0	0	0.0	0.0	0	0	0	0	0	0	0	0	0




SINGLE-GAME HIGHS: DEFENSIVE

Total Tackles 8 at Cincinnati Bengals, Oct 06, 2019
Sacks 1.0 vs. Seattle Seahawks, Sep 29, 2019
 ...2 more at 1.0.
Passes Defensed 1 vs. Minnesota Vikings, Nov 18, 2018
 ...3 more at 1.

Forced Fumbles 1 at New Orleans Saints, Oct 29, 2017
Tackles For Loss 2 at Indianapolis Colts, Oct 09, 2016

HAKEEM BUTLER

18 | WIDE RECEIVER | 6-5 | 227

COLLEGE: Iowa State**HOMETOWN:** Baltimore, MD**HOW ACQUIRED:** D4-19**DOB:** May 16, 1996**YEARS NFL/CARDINALS:** 1/1

NOTE CARDS

- Selected by the Cardinals in the fourth round (103rd overall) of the 2019 NFL Draft out of Iowa State. Became the first Cyclone receiver selected in the NFL Draft since Tracy Henderson was picked in the fifth round (132nd overall) by the Giants in 1985. Also became the 10th Iowa State player drafted by the Cardinals and the first since Mike Banks (223rd overall) in 2002.
- Finished his college career with 110 receptions for 2,149 yards (fourth in program history) and 18 TDs (third) in 37 games. Had eight-career 100-yard performances, which is tied for the second-best total in program history.
- Established single-season school records with 1,318 receiving yards (tied for eighth in the nation) and a 22.0-yards-per-catch average (third) in 2018. Also set a program record with six 100-yard outings and ranked ninth nationally with 101.4 receiving yards per game as a junior.

PRO CAREER:

Selected by the Cardinals in the fourth round (103rd overall) of the 2019 NFL Draft, missed his rookie season with a hand injury.

2019: Suffered a season-ending hand injury during training camp and was placed on injured reserve (hand) on 8/25.

COLLEGE:

Totaled 110 receptions for 2,149 yards (fourth in program history) and 18 TDs (third) in 37 games ... also registered eight-career 100-yard performances, tied for the second-best total in Iowa State history ... finished his college career with a reception in 28 consecutive games, the third-longest streak in program history ... received second-team All-America, first-team All-Big 12 and USA Today All-Bowl Team recognition with 60 receptions for a school-record 1,318 yards and nine TDs (second in program history) in 13 games (all starts) as a junior in 2018 ... averaged 22.0 yards per catch, which set a single-season school record and ranked third in the nation ... also a member of the Biletnikoff Award

watch list and a semifinalist for the Earl Campbell Tyler Rose Award ... ranked ninth among FBS players with 101.4 receiving yards per game and third in the nation with 10 receptions of 40+ yards ... had six 100-yard receiving games, which tied a single-season school record ... totaled 41 catches for 697 yards and seven TDs in 13 games (six starts), earning honorable mention All-Big 12 recognition as a sophomore in 2017 ... caught nine passes for 134 yards and two TDs in 11 games (one start) as a redshirt freshman ... redshirted as a true freshman.

PERSONAL:

Two-sport standout in football and basketball at Travis (Fort Bend, TX) High School ... earned all-conference honors with 28 receptions for 378 yards and five TDs as a senior in 2014 ... averaged double figures on the hardwood as a junior ... cousins Aaron and Andrew Harrison are former Kentucky basketball stars who currently play professionally ... lived with his aunt and uncle after his mother, Sheryl, passed away of cancer in 2012 ... earned a Liberal Studies degree in December, 2018.

NFL FLEXIBLE SCHEDULING

In 2006, the NFL implemented a primetime "flexible scheduling" element for Sundays between Weeks 10-15 and Week 17, and in 2014, that was extended to games between Weeks 5-17. It allows surprise teams to play their way into a primetime game and provides the best matchups for Sunday Night Football on NBC.

Only two games may be flexed into Sunday Night between Week 5-10, and only Sunday afternoon games are eligible to be moved to Sunday night, in which case the tentatively scheduled Sunday night game will be moved to an afternoon start time. Flexible scheduling does not apply to games airing on Thursday, Saturday or Monday nights. Twelve days before each game – or as few as six days in week 17 – the league will announce its Sunday night games. The Cardinals have won all three games in which they have been flexed into Sunday Night Football.

COMPLETE LIST OF CARDINALS GAME FLEXED INTO SNF

Date	Opponent	Result	Ratings
December 20, 2015	at Philadelphia	W, 40-17	31.9
November 22, 2015	vs. Cincinnati	W, 34-31	31.7
December 6, 2009	vs. Minnesota	W, 30-17	30.7

**DE'VONDRE CAMPBELL****59 | LINEBACKER | 6-3 | 232****COLLEGE:** Minnesota**HOW ACQUIRED:** UFA-20 (Atl)**YEARS NFL/CARDINALS:** 5/1**HOMETOWN:** Fort Myers, FL**DOB:** July 1, 1993**NOTE CARDS**

- Signed a one-year contract with Arizona on 3/19/20 as a free agent after spending his first four seasons with Atlanta, who selected him in the fourth round (115th overall) of the 2016 NFL Draft.
- Played 59 games (54 starts) with Atlanta and had 363 tackles (234 solo), 5.5 sacks, five forced fumbles, three INTs, one fumble recovery and 18 tackles for loss. He also started five postseason games with the Falcons, including helping Atlanta win the NFC Championship and reach Super Bowl LI following the 2016 season.
- In 2019, led the Falcons with a career-high 129 tackles (75 solo) and three forced fumbles to go along with two sacks, two INTs and one fumble recovery while playing all 16 games (15 starts).

PRO CAREER:

Selected by Atlanta in the fourth round (115th overall) of the 2016 NFL Draft. Played four seasons (2016-19) with the Falcons before signing a one-year contract with Arizona on 3/19/20.

2019: Played 16 games (15 starts) and led the Falcons with a career-high 129 tackles (75 solo) and three forced fumbles to go along with two sacks, two INTs and one fumble recovery ... his 129 tackles tied for 12th in the NFL ... marked the third consecutive season he appeared in all 16 regular season games ... posted double-digit tackles in four games and had at least eight tackles in nine contests ... set career highs in tackles (17) and forced fumbles (2) while tying his career high with two tackles for loss vs. Ten (9/29); his 17 tackles tied for the third-highest single-game total in the NFL on the year and he was one of just five different player to record 17+ tackles in a game in '19 (Bobby Wagner, Luke Kuechly, Sean Lee and Anthony Walker) ... recorded his second-consecutive game with double-digit tackles with a team-high 10 stops @ Hou (10/6) ... with nine tackles @ AZ (10/13), led the Falcons in tackles for the third consecutive game ... posted his first sack of the season in a win @ NO (11/10); took down Drew Brees on third-and-two from the Falcons 11-yard line in the first quarter, forcing a FG attempt ... totaled 12 tackles and recorded his second career INT when he picked off a Kyle Allen pass on the Panthers opening possession in a victory @ Car (11/17); marked his first INT since Week 12 of his rookie season in 2016 vs. AZ ... intercepted a Jameis Winston pass late in the first quarter vs. TB (11/24), giving him an INT in back-to-back games for the first time in his career and a career-high two INTs on the season; became the first Falcons LB with an INT in consecutive games since Michael Boley (Weeks 5-6) in 2007 ... registered a sack of Allen in the second quarter of a victory vs. Car (12/8), while also posting a season-high two passes defended ... had his fourth game with double-digit tackles as he collected 11 stops @ SF (12/15); forced a fumble by Matt Breida in the third quarter and recovered the loose ball, marking his first career

fumble recovery ... led the team with nine tackles vs. Jax (12/22).

COLLEGE:

Played in 39 games (27 starts) during his three years (2013-15) at Minnesota after spending one year (2012) at Hutchinson (KS) Community College ... finished his career at Minnesota with 208 tackles, 16 tackles for loss, and 6.5 sacks ... as a senior in 2015, was selected All-Big Ten Honorable Mention after starting 11 of 13 games played and posting 92 tackles, 6.5 tackles for loss, a team-high 4.0 sacks, an INT and a forced fumble ... started all 13 games as a junior in 2014, finishing with 75 tackles, 6.5 tackles for loss, 2.5 sacks, three fumble recoveries and an INT (returned 30 yards for a TD @ Michigan on 9/27/14) ... played in 13 games (three starts) as a sophomore in 2013 after transferring to Minnesota from Hutchinson CC ... had 41 tackles, three tackles for loss, a pass defended and a forced fumble ... in his lone season at Hutchinson Community College, helped lead the team to a 9-3 record and a win in the 2012 Salt City Bowl as he totaled 83 tackles, eight tackles for loss, 3.5 sacks, four passes defended and a fumble recovery ... also returned an INT 34 yards for a TD.

PERSONAL:

First name pronounced "duh-VONN-dray" ... attended Cyprus Lakes (Fort Myers, FL) High School ... did not play organized football until his sophomore year ... his lone scholarship offer to play football out of high school was at Hutchinson CC ... hosts an annual youth football camp at his prep alma mater every offseason ... was a teammate of Bears WR Cordarrelle Patterson at Hutchinson CC and was a teammate of Cardinals TE Maxx Williams at the University of Minnesota ... grew up childhood friends with Vikings S Jayron Kearse, as the two lived just blocks away from each other in Fort Myers; played high school football together and both went on to be selected in the 2016 NFL Draft ... chose to wear the #59 in honor of the year his mother, Cathryn, was born ... earned a degree Business and Marketing Education.



CAMPBELL CAREER STATS

DATE	TEAM	GP	GS	TACKLES							QBH	INTERCEPTIONS					FUMBLES			ST				
				TK	S	A	TFL	YDS	SK	YDS		NO	YDS	LG	TD	PD	FF	FR	YDS	TK	S	A	FF	FR
2016	Falcons	11	10	48	35	13	5	19	0.0	0.0	0	1	7	7	0	7	1	0	0	0	0	0	0	0
2017	Falcons	16	16	92	61	31	3	17	2.0	15.0	6	0	0	0	0	4	1	0	0	0	0	0	0	0
2018	Falcons	16	13	94	63	31	4	11	1.5	13.5	3	0	0	0	0	0	0	0	0	0	0	0	0	0
2019	Falcons	16	15	129	75	54	6	38	2.0	18.0	2	2	-5	0	0	5	3	1	0	0	0	0	0	0
NFL TOTALS		59	54	363	234	129	18	85	5.5	46.5	11	3	2	7	0	16	5	1	0	0	0	0	0	0

CAMPBELL POSTSEASON STATS

DATE	TEAM	GP	GS	TACKLES							QBH	INTERCEPTIONS					FUMBLES			ST				
				TK	S	A	TFL	YDS	SK	YDS		NO	YDS	LG	TD	PD	FF	FR	YDS	TK	S	A	FF	FR
2016	Falcons	3	3	11	8	3	0	0	0.0	0.0	1	0	0	0	0	0	0	0	0	0	0	0	0	0
2017	Falcons	2	2	8	8	0	2	14	1.0	7.0	2	0	0	0	0	0	0	0	0	0	0	0	0	0
NFL TOTALS		5	5	19	16	3	2	14	1.0	7.0	3	0	0	0	0	0	0	0	0	0	0	0	0	0

SINGLE-GAME HIGHS: DEFENSIVE

Total Tackles 17 vs. Tennessee Titans, Sep 29, 2019
Sacks 1.0 vs. Carolina Panthers, Dec 08, 2019
 ...4 more at 1.0.
Passes Defensed 3 vs. Arizona Cardinals, Nov 27, 2016
Forced Fumbles 2 vs. Tennessee Titans, Sep 29, 2019

Fumble Recoveries 1 at San Francisco 49ers, Dec 15, 2019
Tackles For Loss 2 vs. Tennessee Titans, Sep 29, 2019
 ...1 more at 2.
Interceptions 1 vs. Tampa Bay Buccaneers, Nov 24, 2019
 ...2 more at 1.
Interception Long Return 7 vs. Arizona Cardinals, Nov 27, 2016

SINGLE-GAME HIGHS - POSTSEASON: DEFENSIVE

Total Tackles 6 at Philadelphia Eagles, Jan 13, 2018
Sacks 1.0 at Los Angeles Rams, Jan 06, 2018

Tackles For Loss 1 at Philadelphia Eagles, Jan 13, 2018
 ...1 more at 1.

DYLAN CANTRELL

82 | TIGHT END | 6-3 | 240

COLLEGE: Texas Tech

HOW ACQUIRED: FA-20

YEARS NFL/CARDINALS: 1/1

HOMETOWN: Whitehouse, TX

DOB: June 29, 1994



PRO CAREER:

Selected by the Los Angeles Chargers in the sixth round (191st overall) of the 2018 NFL Draft. Released on 9/1/18 and signed to the Chargers practice squad on 9/2/18. Elevated to the active roster from the practice squad on 12/3/18. Released on 7/28/19 and signed with the Cardinals on 6/1/20.

2018: Inactive for the Chargers final four regular season games and both postseason contests after spending the first 13 weeks of the season on the team's practice squad.

COLLEGE:

Totaled 158 receptions for 1,873 yards and 18 TDs in 46 games (29 starts) as a WR at Texas Tech where he played for Cardinals Head Coach Kliff Kingsbury ... earned honorable mention All-Big 12 honors after setting career highs in catches (71) and receiving

yards (816) in 13 games (all starts) as a senior in 2017 ... played 10 games (all starts) and had 58 receptions for 675 yards and a career-high eight TDs as a junior in 2016 ... redshirted as a junior in 2015.

PERSONAL:

Played youth, high school and college football with Chiefs QB and 2018 NFL MVP Patrick Mahomes ... three-way player (WR, safety and punter) at Whitehouse (TX) HS where he helped lead the 10-2 Wildcats the third 10-win campaign in program history and a trip to the 2012 Class 4A Division II area playoffs ... named first-team All-State and unanimous first-team all-district 14-4A after catching 66 passes for 1,396 yards and 15 TDs as a senior ... registered 86 receptions for 1,402 yards and 21 TDs as a junior in 2011 ... also received two letters in basketball ... earned a degree in Sports Management.



MASON COLE

52 | OFFENSIVE LINEMAN | 6-5 | 307**COLLEGE:** Michigan**HOW ACQUIRED:** D3-18**YEARS NFL/CARDINALS:** 3/3**HOMETOWN:** Tarpon Springs, FL**DOB:** March 28, 1996

NOTE CARDS

- Selected by the Cardinals in the third round (97th overall) of the 2018 NFL Draft out of Michigan. Joined Hall of Fame T Dan Dierdorf (1971) as the only Wolverine offensive linemen selected by the Cardinals in the common draft era (since 1967).
- One of just six rookie offensive linemen to start all 16 games in 2018, joining Will Hernandez (NYG), Mike McGlinchey (SF), Kolton Miller (Oak), Quenton Nelson (Ind) and Frank Ragnow (Det).
- Became just the fourth rookie in franchise history to start all 16 games along the offensive line, joining Bobbie Massie (2012), Alex Stepanovich (2004) and Leonard Davis (2001).

PRO CAREER:

Selected by the Cardinals in the third round (97th overall) of the 2018 NFL Draft and played all 32 games in his first two NFL seasons, including 16 starts at center as a rookie.

2019: Played all 16 games with two starts at LG for the NFL's 10th-ranked rushing offense (1,990 yards) that averaged a single-season franchise-record 5.03 yards per carry (second in the NFL) ... started at LG for a unit that gained 153 rushing yards (the second most allowed by the 49ers) on 23 carries (6.7-yard avg.) vs. SF (10/31); protected QB Kyler Murray, who totaled 241 yards, two TDs, no INTs and a 130.7 passer rating on 17-of-24 passing ... started at LG and protected Murray, who threw for 324 yards and three TDs on 27-of-44 passing @ TB (11/10) ... subbed at RG for J.R. Sweezy on three plays @ SF (11/17) and played multiple drives at RG for Sweezy vs. Pit (12/8) ... saw action on an O-line that helped gain 226 rushing yards, convert a season-high 14 rushing first downs and score a season-high four rushing TDs on 35 carries (6.5-yard avg.) while not allowing a sack vs. Cle (12/15); part of an offense that scored a season-high 38 points on a season-high six scoring drives against the Browns ... part of an offense that gained 412 total net yards and 253 rushing yards @ Sea (12/22), marking the first time since 1982 the Cardinals rushed for 200+ yards in consecutive games.

COLLEGE:

In four seasons at Michigan (2014-17), started all 51 games setting a school record for an offensive lineman and tying the overall record for a Wolverine player ... started 25 consecutive games at left tackle for the Wolverines before switching to center in 2016 ... started all 13 games at center in 2016 before switching back to left tackle for his senior season ... earned All-Big Ten honors at both left tackle and center – and was also on

the Outland Trophy watch list at both positions ... as a senior in 2017, started all 13 games at left tackle, running his streak of consecutive starts to 51 in a row ... All-Big Ten honoree (second team, coaches and media) and All-Big Ten selection by the Associated Press (second team offense) ... tied Jon Jansen for most consecutive starts for a Michigan offensive lineman against Ohio State as a senior (50 consecutive) and broke that record the following game in the Outback Bowl against South Carolina (1/1/18) ... as a junior in 2016, switched to center and started all 13 games after starting at LT in each of his first two seasons with the Wolverines ... named All-Big Ten second team by the conference coaches and media ... on the preseason watch list for the Outland and Rimington Trophy awards ... started all 13 games at LT as a sophomore in 2015, earning his second letter ... Wolverines finished 10-3 overall to reach the double-digit win plateau for the 27th time in program history ... helped the offense rank top 25 in five offensive categories, including seventh in red zone scoring efficiency (92.9 percent scoring rate) ... as a true freshman in 2014, started all 12 games at LT ... made his collegiate debut against Appalachian State and started at left tackle, becoming the first true freshman in Michigan history to start a season opener on the offensive line.

PERSONAL:

Started 53 consecutive games in four years at East Lake (Tarpon Springs, FL) High School ... played in the 2014 U.S. Army All-American Bowl ... named to the USA TODAY Sports Preseason High School All-America Team as a senior in 2013 ... one of the nation's top lineman recruits, received 22 scholarship offers which included Alabama, Clemson, Florida, Ohio State and USC ... named first-team all-state and all-area as a junior in 2012 ... enrolled in the College of Literature, Science and the Arts at Michigan ... married his wife, Madison, in Florida during the 2020 offseason.

COLE CAREER STATS

DATE	TEAM	GP	GS
2018	Cardinals	16	16
2019	Cardinals	16	2
NFL TOTALS		32	18



TREVON COLEY

93 | DEFENSIVE LINEMAN | 6-1 | 310

COLLEGE: Florida Atlantic

HOW ACQUIRED: FA-20

YEARS NFL/CARDINALS: 4/1

HOMETOWN: Miami, FL

DOB: July 13, 1994



PRO CAREER:

Signed with Baltimore as an undrafted free agent on 5/6/16. Waived on 8/30/16 and signed to Washington's practice squad on 11/30/16. Released by Washington on 12/13/16 and signed to Cleveland's practice squad on 12/15/16. Signed a futures contract with the Browns on 1/3/17 and re-signed with Cleveland on 4/1/19. Released on 9/1/19 and signed to Baltimore's practice squad on 9/3/19. Signed to the Colts active roster from the Ravens practice squad on 10/1/19. Agreed to terms on a one-year deal with the Cardinals on 3/25/20.

2019: Played seven games and was inactive for three contests after joining the Colts on 10/1 ... saw action on defense vs. Den (10/27), @ Pit (11/3) and vs. Mia (11/10) ... had one tackle vs. Jax (11/17), @ NO (12/16) and vs. Car (12/22) ... collected a season-high three tackles in the season finale @ Jax (12/29).

COLLEGE:

Started all 48 games at Florida Atlantic, posting 195 tackles, 12.5 sacks and one INT ... earned first-team All-Conference USA honors and was named team MVP as a senior in 2015 after starting all 12 games; voted a captain by his teammates and totaled 66 tackles, two passes defended and two fumble recoveries ... started all 12 games as a junior in 2014 and led all defensive linemen with 53 tackles, four sacks, two passes defended, one INT and a fumble recovery ... as a sophomore in 2013, started all 12 games, collecting 37 tackles and 3.5 sacks ... as a freshman in 2012, started all 12 games and recorded 39 tackles and 1.5 sacks.

PERSONAL:

First name pronounced "truh-VON" ... attended Miramar (FL) High School where he earned second-team All-State and first-team All-Broward county honors ... named a team captain for the State Championship runners-up ... played in the Nike and Under Armour All-Star Games ... member of the school's honor roll ... majored in Communications.

COLEY CAREER STATS

DATE	TEAM	GP	GS	TACKLES							QBH	INTERCEPTIONS					FUMBLES		
				TK	S	A	TFL	YDS	SK	YDS		NO	YDS	LG	TD	PD	FF	FR	YDS
2017	Browns	15	15	41	24	17	7	19	2.0	13.0	4	0	0	0	0	2	0	1	7
2018	Browns	16	14	39	17	22	4	4	0.5	2.0	1	0	0	0	0	0	0	1	0
2019	Colts	7	0	6	3	3	0	0	0.0	0.0	0	0	0	0	0	0	0	0	0
NFL TOTALS		38	29	86	44	42	11	23	2.5	15.0	5	0	0	0	0	2	0	2	7

SINGLE-GAME HIGHS: DEFENSIVE

Total Tackles 7 at Houston Texans, Dec 02, 2018
Sacks 1.0 vs. Baltimore Ravens, Dec 17, 2017
 ...1 more at 1.0.
Passes Defensed 2 at Detroit Lions, Nov 12, 2017

Fumble Recoveries 1 vs. Baltimore Ravens, Oct 07, 2018
 ...1 more at 1.
Tackles For Loss 1 at Denver Broncos, Dec 15, 2018
 ...10 more at 1.
Safeties 1 at Tampa Bay Buccaneers, Oct 21, 2018



DARRELL DANIELS

81 | TIGHT END | 6-3 | 256**COLLEGE:** Washington**HOW ACQUIRED:** WV-18 (Sea)**YEARS NFL/CARDINALS:** 4/3**HOMETOWN:** Pittsburg, CA**DOB:** November 22, 1994**PRO CAREER:**

Signed with Indianapolis as an undrafted rookie free agent on 5/4/17. Traded to the Seahawks in exchange for Marcus Johnson on 9/1/18. Waived on 9/25/18 and signed to Seattle's practice squad on 9/26/18. Elevated to the Seahawks active roster from the team's practice squad on 10/3/18. Released on 11/24/18 and claimed off waivers by the Cardinals on 11/26/18. Signed a one-year contract with the Cardinals on 4/8/19 as an exclusive rights free agent. Released on 8/31/19 and signed to Arizona's practice squad on 9/1/19. Elevated to the Cardinals active roster from the team's practice squad on 9/7/19. Released on 9/9/19 and re-signed to the Cardinals practice squad on 9/11/19. Elevated to the Cardinals active roster from the team's practice squad on 9/21/19. Released on 9/28/19 and re-signed to the Cardinals practice squad on 10/1/19. Elevated to the Cardinals active roster from the team's practice squad on 10/5/19.

2019: Played 11 games and was inactive for two contests while splitting time between the Cardinals active roster and practice squad before being placed on injured reserve (biceps) in Week 17 ... blocked for the NFL's 10th-ranked rushing offense (1,990 yards) that averaged a single-season franchise-record 5.03 yards per carry (second in the NFL) ... made his season debut on special teams vs. Car (9/22) after being elevated from the practice squad the day before ... part of a rushing attack that gained 156 yards and scored three TDs on 38 carries @ NYG (10/20) ... extended Arizona's second-quarter TD drive with a four-yard reception on fourth-and-one @ SF (11/17); also notched a special teams tackle on punt coverage against the

49ers ... forced a P Jordan Berry fumble on a fake punt, which was recovered by the Cardinals and led to a fourth-quarter TD three plays later vs. Pit (12/8) ... part of an offense that gained 412 total net yards and 253 rushing yards @ Sea (12/22), marking the first time since 1982 the Cardinals rushed for 200+ yards in consecutive games.

COLLEGE:

Totalled 47 receptions for 728 yards and five TDs in 49 games (18 starts) ... named All-Pac-12 honorable mention with 17 catches for 307 yards and three TDs in 14 games (six starts) as a senior in 2016 ... helped lead the Huskies to a 12-2 record, a conference title and an appearance in the College Football Playoff ... played all 13 games (eight starts) and recorded 19 receptions for 250 yards and one TD as a junior in 2015 ... had 11 catches for 171 yards and a TD in 11 games (four starts) as a sophomore in 2014 ... played primarily on special teams in 11 games as a true freshman ... converted from WR to TE as a freshman.

PERSONAL:

First name is pronounced "duh-RELL" ... prepped at Freedom (Oakley, CA) High School where he was named the Bay Valley Athletic League Co-MVP and earned first-team (WR) and second-team (defense) All-East Bay ... also received first-team all-metro honors from the San Francisco Chronicle as a WR ... played in the Semper Fidelis All-American Bowl following his senior season ... attended high school with Joe Mixon ... held his first football camp for children ages 8-18 in his hometown in May, 2018.

DANIELS CAREER STATS

DATE	TEAM	GP	GS	RECEIVING					RUSHING				
				NO.	YDS	AVG	LG	TD	NO.	YDS.	AVG.	LG	TD
2017	Colts	12	3	3	26	8.7	13	0	0	0	0.0	0	0
2018	Seahawks	9	2	0	0	0.0	0	0	0	0	0.0	0	0
Went from Seattle to Arizona													
2018	Cardinals	2	1	0	0	0.0	0	0	0	0	0.0	0	0
2018	TOTAL	11	3	0	0	0.0	0	0	0	0	0.0	0	0
2019	Cardinals	11	0	1	4	4.0	4	0	0	0	0.0	0	0
NFL TOTALS		34	6	4	30	7.5	13	0	0	0	0.0	0	0

SINGLE-GAME HIGHS: OFFENSIVE

Receptions 1 at San Francisco 49ers, Nov 17, 2019
...3 more at 1.

Receiving Yards 13 vs. San Francisco 49ers, Oct 08, 2017

Longest Reception 13 vs. San Francisco 49ers, Oct 08, 2017

All-purpose yards 13 vs. San Francisco 49ers, Oct 08, 2017

Special Teams Tackles 2 vs. San Francisco 49ers, Oct 31, 2019

Miscellaneous Tackles 1 at Oakland Raiders, Oct 14, 2018



JALEN DAVIS

30 | CORNERBACK | 5-10 | 185

COLLEGE: Utah State

HOW ACQUIRED: FA-19

YEARS NFL/CARDINALS: 2/1

HOMETOWN: La Mesa, CA

DOB: February 2, 1996



PRO CAREER:

Signed by Miami as an undrafted rookie free agent on 5/10/18. Released 9/1/18 and signed to the Dolphins practice squad on 9/3/18. Elevated to Miami's active roster from the practice squad on 12/8/18. Released on 8/31/19 and signed to the Cardinals practice squad on 9/3/19. Elevated to Arizona's active roster from the practice squad on 12/7/19.

2019: Began the season on the Cardinals practice squad after spending the offseason and training camp with the Dolphins ... elevated to Arizona's active roster from the team's practice squad in Week 14 and was inactive vs. Pit (12/8) and vs. Cle (12/15) ... saw action on special teams in his Cardinals debut @ Sea (12/22) and @ LAR (12/29).

COLLEGE:

Four-year (2014-17) starter at Utah State where he totaled 181 tackles, eight sacks, 11 INTs, 48 passes defended and four forced fumbles in 49 career games (all starts) ... became the program's all-time leader in passes defended, ranked second in starts, second in INT return yards (242) and fourth in INTs ... earned

first-team All-American and All-Mountain West accolades with 33 tackles, four sacks, five INTs (three returned for TDs), 20 passes defended and a forced fumble in 13 games as a senior in 2017 ... semifinalist for the Jim Thorpe Award as the nation's top DB ... received third-team All-Mountain West honors with 51 tackles, one sack, three INTs, 11 passes defended and a forced fumble in 13 games as a sophomore in 2015 ... named Freshman All-American after posting a career-high 60 tackles, one sack, two INTs and nine passes defended in 13 games ... first true freshman in program history to start the season-opener at CB.

PERSONAL:

Two-way player (WR and DB) at Helix (La Mesa, CA) High School where he was named the Grossmont-Hills League Defensive Player of the Year and first-team All-California Interscholastic Federation (CIF) with 45 tackles as a senior in 2013 ... also named first-team all-region at WR with 48 receptions for 649 yards and four TDs ... added 17 punt returns for 348 yards and four TDs and 10 kickoff returns for 379 yards and two TDs ... had 35 tackles and four INTs for the state champion Highlanders as a sophomore in 2011 ... majored in Sociology.

DAVIS CAREER STATS

DATE	TEAM	GP	GS	TACKLES								INTERCEPTIONS					FUMBLES			ST				
				TK	S	A	TFL	YDS	SK	YDS	QBH	NO	YDS	LG	TD	PD	FF	FR	YDS	TK	S	A	FF	FR
2018	Dolphins	3	0	6	5	1	1	5	1.0	5.0	2	0	0	0	0	0	1	0	0	0	0	0	0	0
2019	Cardinals	2	0	0	0	0	0	0	0.0	0.0	0	0	0	0	0	0	0	0	0	0	0	0	0	0
NFL TOTALS		5	0	6	5	1	1	5	1.0	5.0	2	0	0	0	0	0	1	0	0	0	0	0	0	0

SINGLE-GAME HIGHS: DEFENSIVE

Total Tackles 4 at Buffalo Bills, Dec 30, 2018

Sacks 1.0 vs. Jacksonville Jaguars, Dec 23, 2018

Forced Fumbles 1 vs. Jacksonville Jaguars, Dec 23, 2018

Tackles For Loss 1 vs. Jacksonville Jaguars, Dec 23, 2018

**JOHNNIE DIXON****12 | WIDE RECEIVER | 5-11 | 198****COLLEGE:** Ohio State**HOW ACQUIRED:** FA-19**YEARS NFL/CARDINALS:** 1/1**HOMETOWN:** West Palm Beach, FL**DOB:** September 16, 1994**PRO CAREER:**

Originally signed with Houston as a rookie free agent on 5/10/19. Released on 8/31/19 and signed to Arizona's practice squad on 9/3/19. Placed on practice squad injured reserve on 9/30/19. Signed a future contract with the Cardinals on 12/30/19.

COLLEGE:

Played 40 games (five starts) and totaled 67 receptions for 1,146 yards and 16 TDs in five seasons (2014-18) at Ohio State ... won the 2015 CFP National Championship, three Big Ten titles (2014, 2017 & 2018) and won four bowl games (2015 Sugar Bowl, 2016 Fiesta Bowl, 2018 Cotton Bowl & 2019 Rose Bowl) ... voted a team captain and caught 42 passes for 669 yards and eight TDs in

14 games as a senior in 2018 ... had 18 catches for 422 yards and eight TDs in 13 games as a junior in 2017 ... played 13 games while battling injuries during the 2014-16 seasons.

PERSONAL:

Attended William T. Dwyer (Palm Beach Gardens, FL) High School where he helped lead the Panthers to the second Florida Class 7A state championship in school history and its first-ever unbeaten season (15-0) as a senior in 2013 ... had 17 receptions for 366 yards and six TDs in five-game run to the state title ... competed at the 2014 U.S. Army All-American Bowl and earned second-team Class 7A All-State honors from the Associated Press ... had 33 catches for 610 yards and six TDs as a junior in 2012 ... graduated with a degree in Communications.

MICHAEL DOGBE**91 | DEFENSIVE LINEMAN | 6-3 | 280****COLLEGE:** Temple**HOW ACQUIRED:** D7b-19**YEARS NFL/CARDINALS:** 2/2**HOMETOWN:** Morris Plains, NJ**DOB:** May 5, 1996**PRO CAREER:**

Selected by Arizona with its second pick in the seventh round (249th overall) of the 2019 NFL Draft and played eight games as a rookie last season.

2019: Played eight games and was inactive for eight contests, totaling five tackles, one tackle for loss and a QB hit ... made his NFL debut on defense @ Cin (10/6) ... saw action on defense and special teams vs. Atl (10/13) ... tackled Peyton Barber for no gain at the Cardinals one-yard line @ TB (11/10) ... played extended snaps and brought down Tevin Coleman after a two-yard gain at the Cardinals 15-yard line @ SF (11/17) ... notched two tackles including a three-yard tackle for loss of Benny Snell Jr. in the fourth quarter vs. Pit (12/8) ... notched one tackle for a defense that allowed season lows in points (13), TDs (one), first downs (13), third down conversions (one), total net yards (224), net passing yards (133) and completion percentage (51.6%) @ Sea (12/22).

COLLEGE:

Played in 54 games and recorded 158 tackles, 19.5 tackles for loss, 8.5 sacks and five forced fumbles ... totaled 72 tackles, 12.5 tackles for loss, a team-high 7.0 sacks and three forced fumbles

after being awarded a coveted single-digit jersey, given to the nine toughest players on the team, as a senior in 2018 ... had 26 tackles in 12 games (all starts) as a junior in 2017 ... started nine games as part of a deep defensive line rotation, recording 43 tackles, 1.5 sacks, five tackles for loss and a forced fumble as a sophomore in 2016 ... posted 14 tackles and a forced fumble in 11 games as a redshirt freshman in 2015 ... redshirted his true freshman campaign after appearing in four games on defense and special teams in 2014.

PERSONAL:

Attended Parsippany Hills (Morris Plains, NJ) High School where he was named the Newark Star Ledger Player of the Year at DE ... led team to a 9-3 record including a trip to the NJSIAA North II, Group Three Final ... as a senior collected 145 tackles (45 solo), 18 tackles for loss and 22.0 sacks ... played in the 2013 Chesapeake Bowl and NJ/NY All Star Game ... a three year letter-winner, he finished his high school career with 245 tackles (74 solo), 30.0 sacks, three forced fumbles and a blocked punt ... part of the Japan 8 (8 Temple players who traveled to Japan in the spring for a week of football clinics) ... received his undergraduate degree in Strategic Communications and is currently pursuing his masters in Entrepreneurship & Innovation Management.



DOGBE CAREER STATS

				TACKLES								INTERCEPTIONS						FUMBLES		
DATE	TEAM	GP	GS	TK	S	A	TFL	YDS	SK	YDS	QBH	NO	YDS	LG	TD	PD	FF	FR	YDS	
2019	Cardinals	8	0	5	4	1	1	3	0.0	0.0	1	0	0	0	0	0	0	0	0	
NFL TOTALS		8	0	5	4	1	1	3	0.0	0.0	1	0	0	0	0	0	0	0	0	

SINGLE-GAME HIGHS: DEFENSIVE

Total Tackles 2 vs. Pittsburgh Steelers, Dec 08, 2019

Tackles For Loss 1 vs. Pittsburgh Steelers, Dec 08, 2019

KENYAN DRAKE

41 | RUNNING BACK | 6-1 | 211

COLLEGE: Alabama

HOMETOWN: Marietta, GA

HOW ACQUIRED: TR-19 (Mia)

DOB: January 26, 1994

YEARS NFL/CARDINALS: 5/2



NOTE CARDS

- Entered the league with Miami as a third-round selection (73rd overall) in the 2016 NFL Draft out of Alabama. Has totaled 2,175 yards and 17 TDs on 456 carries (4.8-yard avg.) to go along with 144 receptions for 1,107 yards and six TDs in 62 games (24 starts) with the Dolphins (2016-19) and Cardinals (2019).
- Led the Cardinals in rushing yards (643) and rushing TDs (eight) in eight games after being acquired in a Week 9 trade during the 2019 season. Had more 100-yard performances in eight games with Arizona (three) than he did in 54 games with Miami (two).
- Scored four rushing TDs on 22 carries vs. Cle (12/15/19), becoming the fifth Cardinal – first since Ronald Moore vs. LAR (12/5/93) – to score four or more rushing TDs in a game; earned FedEx Ground Player of the Week honors for his performance against the Browns.
- Gained a career-high 166 rushing yards on 24 attempts (6.9-yard avg.) including an 80-yard TD run vs. Sea (12/22/19), becoming the sixth Cardinal – first since Andre Ellington vs. Atl (10/27/13) – with a TD run of 80+ yards.
- Scored on a 52-yard double-lateral as time expired in the fourth quarter to give the Dolphins a 34-33 win over the Patriots in what was dubbed “The Miami Miracle” on 12/9/18.
- Named the Week 16 NFLPA Community MVP for providing a night of holiday food and fun for 125 kids at a local Boys and Girls Club during the 2017 season.

PRO CAREER:

Selected by Miami in the third round (73rd overall) of the 2016 NFL Draft. Traded to Arizona in exchange for a fifth-round pick in the 2020 NFL Draft on 10/28/19. Received the transition tag on 3/16/20 and signed the one-year transition tag on 3/26/20.

2019: Led the Cardinals with 643 rushing yards and eight rushing TDs on 123 carries (5.2-yard avg.) in eight games (all starts) after joining the team from Miami in a Week 9 trade ... key piece of the NFL's 10th-ranked rushing attack (1,990 yards) that averaged a single-season franchise-record 5.03 yards per carry (second in the NFL) ... had more 100-yard performances in eight games with Arizona (three) than he did in 54 games with Miami (two) ... posted 47 carries for 174 yards, 22 receptions for 174 yards and a 15-yard kickoff return in six games (two starts) with the Dolphins ... led the team in rushing (110) and receiving (52) yards, notched a 36-yard carry on the first play from scrimmage, capped Arizona's opening drive with a four-yard TD rush and scored a two-point conversion to make it a three-point game with 4:53 left in the fourth quarter in his Cardinals debut vs. SF

(10/31); joined Arizona just three days before the Thursday Night Football game ... gained 137 rushing yards and scored a single-game career-high four rushing TDs on 22 carries (6.2-yard avg.) vs. Cle (12/15), becoming the fifth player in franchise history – first since Ronald Moore vs. LAR (12/5/93) – to score four or more rushing TDs in a game; also became just the second NFL player in the last five seasons (Derrick Henry) to gain at least 130 rushing yards and score four or more rushing TDs in a game; helped the Cardinals score a season-high 38 points on a season-high six scoring drives against the Browns; earned FedEx Ground Player of the Week honors for his performance against Cleveland ... rushed for a career-high 166 yards and two TDs on 24 carries (6.9-yard avg.) @ Sea (12/22), joining David Johnson (Games 5-6 in 2016) and Ottis Anderson (Games 11-12 in 1981) as the only Cardinal players in the past 70 seasons (1950-19) with 100+ rushing yards and multiple rushing TDs in back-to-back games ... averaged 5.0 yards on 12 attempts (60 yards) and scored a rushing TD in the season finale @ LAR (12/29); scored seven TDs in the season's finale three games, trailing only Hall of Famer Ernie Nevers (1929) for the most TDs during any three-game stretch in franchise history.

**COLLEGE:**

Played 42 games (six starts) and totaled 233 carries for 1,495 yards and 18 TDs, 46 receptions for 570 yards and four TDs and 16 kickoff returns for 505 yards and one TD ... played 13 games (four starts) and ran the ball 77 times for 408 yards and one TD, caught 29 passes for 276 yards and one TD and returned 19 kickoffs for 505 yards and a TD as a senior in 2015 ... returned a kickoff 95 yards for a TD with less than eight minutes remaining to help win the National Championship over Clemson (1/11/16) at State Farm Stadium ... had 42 carries for 281 yards (6.7-yard avg.) and five TDs in 12 games for the National Champion winning Crimson Tide as a freshman in 2012.

PERSONAL:

Earned All-American, All-State and 2011 Georgia Gatorade High School Player of the Year accolades at Hillgrove (Powder Springs, GA) High School ... ran the ball 175 times for 1,610 yards (9.2-yard avg.) and 18 TDs, totaled 315 receiving yards and five receiving TDs and scored two kickoff return TDs as a senior ... also ran track and won a state title in the 100-meter dash ... visited Mexico in 2018 and Brazil in 2019 as a Smile Train ambassador ... regularly visits local Boys and Girls Clubs to mentor children ... majored in Communications.

DRAKE CAREER STATS

DATE	TEAM	GP	GS	RUSHING					RECEIVING				
				NO.	YDS.	AVG.	LG	TD	NO.	YDS	AVG	LG	TD
2016	Dolphins	16	1	33	179	5.4	45t	2	9	46	5.1	9	0
2017	Dolphins	16	6	133	644	4.8	66t	3	32	239	7.5	47	1
2018	Dolphins	16	7	120	535	4.5	54t	4	53	477	9.0	52t	5
2019	Dolphins	6	2	47	174	3.7	11	0	22	174	7.9	26	0
Went from Miami to Arizona													
2019	Cardinals	8	8	123	643	5.2	80t	8	28	171	6.1	21	0
2019	TOTAL	14	10	170	817	4.8	80t	8	50	345	6.9	26	0
NFL TOTALS		62	24	456	2,175	4.8	80t	17	144	1,107	7.7	52t	6

DRAKE POSTSEASON STATS

DATE	TEAM	GP	GS	RUSHING					RECEIVING				
				NO.	YDS.	AVG.	LG	TD	NO.	YDS	AVG	LG	TD
2016	Dolphins	1	0	0	0	0.0	0	0	0	0	0.0	0	0
NFL TOTALS		1	0	0	0	0.0	0	0	0	0	0.0	0	0

DRAKE CAREER STATS

DATE	TEAM	RET.	KICKOFF RETURNS				PUNT RETURNS					
			YDS.	AVG.	LG	TD	NO.	FC	YDS	AVG	LG	TD
2016	Dolphins	13	397	30.5	96t	1	0	0	0	0.0	0	0
2017	Dolphins	7	147	21.0	34	0	0	0	0	0.0	0	0
2018	Dolphins	10	213	21.3	26	0	0	0	0	0.0	0	0
2019	Dolphins	1	15	15.0	15	0	0	0	0	0.0	0	0
Went from Miami to Arizona												
2019	Cardinals	0	0	0.0	0	0	0	0	0	0.0	0	0
2019	TOTAL	1	15	15.0	15	0	0	0	0	0.0	0	0
NFL TOTALS		31	772	24.9	96t	1	0	0	0	0.0	0	0

DRAKE POSTSEASON STATS

DATE	TEAM	RET.	KICKOFF RETURNS				PUNT RETURNS					
			YDS.	AVG.	LG	TD	NO.	FC	YDS	AVG	LG	TD
2016	Dolphins	3	101	33.7	58	0	0	0	0	0.0	0	0
NFL TOTALS		3	101	33.7	58	0	0	0	0	0.0	0	0



SINGLE-GAME HIGHS: OFFENSIVE

Rush Attempts 25 vs. New England Patriots, Dec 11, 2017
Rushing Yards 166 at Seattle Seahawks, Dec 22, 2019
Longest Runs 80t at Seattle Seahawks, Dec 22, 2019
Rushing TDs 4 vs. Cleveland Browns, Dec 15, 2019
Receptions 7 at Cincinnati Bengals, Oct 07, 2018
Receiving Yards 79 vs. New England Patriots, Dec 11, 2017
Longest Reception 47 vs. New England Patriots, Dec 11, 2017
Receiving TDs 1 vs. New England Patriots, Dec 09, 2018
 ...5 more at 1.

All-purpose yards 193 vs. New England Patriots, Dec 11, 2017
Kickoff Returns 4 at Buffalo Bills, Dec 30, 2018
Kickoff Return Yards 123 vs. New York Jets, Nov 06, 2016
Longest Kickoff Return 96t vs. New York Jets, Nov 06, 2016
Kickoff Return TDs 1 vs. New York Jets, Nov 06, 2016
Special Teams Tackles 3 vs. New York Jets, Oct 22, 2017
Miscellaneous Tackles 2 at Los Angeles Rams, Dec 29, 2019
Most TDs 4 vs. Cleveland Browns, Dec 15, 2019

SINGLE-GAME HIGHS - POSTSEASON: OFFENSIVE

All-purpose yards 101 at Pittsburgh Steelers, Jan 08, 2017
Kickoff Returns 3 at Pittsburgh Steelers, Jan 08, 2017

Kickoff Return Yards 101 at Pittsburgh Steelers, Jan 08, 2017
Longest Kickoff Return 58 at Pittsburgh Steelers, Jan 08, 2017

CARDINALS IN THE COMMUNITY

Acquired in a trade with the Miami Dolphins during the 2019 season, running back Kenyan Drake wasted little time making an impact both on and off the field in Arizona.

Two days after a four-touchdown performance against the Browns, Drake delivered stuffed toy dogs to children in the pediatric units at Phoenix Children's Hospital with the Cardinals Women's Club, front office personnel and several teammates as part of the team's annual "Paw Express" event to celebrate the holiday season.

About one month after arriving in Arizona, Drake celebrated a birthday party in the Kids Zone at Phoenix Children's Hospital with teammates, the Cardinals Women's Club, Big Red and Cardinals Cheerleaders. Each month, PCH holds a party for all patients with a birthday that month, and the Cardinals Women's Club sponsored the November birthday party.



In the week preceding Super Bowl LIV after the 2019 season, Drake returned to Miami where he joined former Cardinals kicker Jay Feely to participate in a beach cleanup event hosted by Ocean Conservancy. The season-long program helped remove and divert 54 tons of plastic and trash from Florida's coasts and waterways.

His philanthropic efforts continued into the offseason when he participated in #PayItForwardLIVE, a weekly livestream starring celebrities and athletes to support small, local businesses during the coronavirus pandemic.

In 2018, after Hurricane Michael devastated Florida and his home state of Georgia, Drake helped organize disaster relief efforts by collecting items such as bottled water, non-perishable food, toiletries and first aid kits for those impacted.

While growing up in the Atlanta area, Drake often participated in after school programs hosted by Boys and Girls Clubs, and now, he regularly visits local Boys and Girls Clubs to mentor children. During the 2017 season, Drake was named the Week 16 NFLPA Community MVP for providing a night of holiday food and fun for 125 kids at a Boys and Girls Club in Broward County, FL.

As a Smile Train ambassador, Drake visited Mexico in 2018 and Brazil in 2019 to help create new smiles for children with untreated clefts in the developing world. He also hosted the second annual Smile Train Family Fun Day to raise awareness and funds for the program.

For the past few seasons, he has worn custom-designed cleats in support of the Boys and Girls Club and Smile Train as part of the NFL's My Cause, My Cleats campaign.

KENYAN DRAKE SIGNS TRANSITION TAG TO REMAIN IN ARIZONA

In March, RB **Kenyan Drake** signed his one-year transition tag to remain in Arizona for the 2020 season. He became the first player in franchise history to receive the transition tender and the 11th Cardinal to receive a tag since the franchise and transition tags were created in 1993 as part of the Collective Bargaining Agreement.

CARDINALS FRANCHISE & TRANSITION TAG HISTORY

Year	Player	Tag
2020	RB Kenyan Drake	Transition
2017	LB Chandler Jones	Franchise
2012	DT Calais Campbell	Franchise
2009	LB Karlos Dansby	Franchise
2008	LB Karlos Dansby	Franchise
2002	S Kwamie Lassiter	Franchise
2001	CB Aeneas Williams	Franchise
2000	DE Simeon Rice	Franchise
1999	WR Rob Moore	Franchise
1996	DT Eric Swann	Franchise
1993	S Tim McDonald	Franchise



CHASE EDMONDS

29 | RUNNING BACK | 5-9 | 205**COLLEGE:** Fordham**HOW ACQUIRED:** D4-18**YEARS NFL/CARDINALS:** 3/3**HOMETOWN:** Harrisburg, PA**DOB:** April 13, 1996

NOTE CARDS

- Selected by the Cardinals in the fourth round (134th overall) of the 2018 NFL Draft out of Fordham. Became just the second Fordham player in 50 years (1969-2018) selected in the NFL Draft, joining Cardinals 2010 fifth round pick (155th overall) John Skelton.
- Helped the Cardinals finish the 2019 season with the NFL's #10 ranked rushing attack (124.4 ypg) while establishing a team-record by averaging 5.03 yards per rush attempt.
- In the Cardinals Week 7 victory at the NY Giants in 2019, rushed for 126 yards and three TDs on 27 carries. His three TDs runs covered 20, 20 and 22 yards as he became just the sixth player in NFL history with at least three rushing TDs of 20+ yards in a game.
- One of the most accomplished players in Patriot League and NCAA FCS history, was a three-time consensus All-American (2014-16) who closed out his career as the Patriot League all-time leading rusher and graduated as the Patriot League all-time leader in career TDs (74) and rushing TDs (67).
- Hails from Harrisburg, PA, the same hometown as Cardinal GM Steve Keim. Edmonds was the MVP of the 2014 Big-33 All-Star game for Pennsylvania's best high school players. Keim played in that game in 1991.

PRO CAREER:

Selected by Arizona in the fourth round (134th overall) of the 2018 NFL Draft, Edmonds appeared in 29 games (two starts) during his first two NFL seasons.

2019: Established career highs in every rushing category with 60 carries for 303 yards (5.1-yard avg.) and four TDs, adding 12 receptions for 105 yards and a TD in 13 games (two starts) ... part of the NFL's 10th-ranked rushing attack (1,990 yards) that averaged a single-season franchise-record 5.03 yards per carry (second in the NFL) ... inactive (hamstring) in Games 9-11 ... made his first-career start in a two-running back formation and gained 37 yards on six carries (6.2-yard avg.) vs. Sea (9/29) ... posted three receptions for 18 yards, eight carries for 68 yards and his third-career TD on a career-long 37-yard run in the fourth quarter @ Cin (10/6); gained 86 scrimmage yards for a Cardinals offense that totaled 514 total yards, its most since 12/6/15 @ StL (524); joined Kyler Murray (93) and David Johnson (91) to form the Cardinals first trio of players to gain 60+ rushing yards since 10/19/75 vs Phi - Jim Otis (116), Terry Metcalf (81) and Steve Jones (64) ... had five carries for 34 yards and two receptions for a career-high 33 yards and his first-career receiving TD, helping the Cardinals gain 442 total yards including 340 passing yards vs. Atl (10/13); capped a nine-play, 86-yard scoring drive with a two-yard scoring grab in the second quarter and secured a career-long 31-yard catch to the Falcons one-yard line to setup another TD on the following possession ... turned in his best NFL performance with career highs in scrimmage yards (150), rushing yards (126), carries (27) and TDs (three) @ NYG (10/20); marked his first 100-yard performance since his final game at Forham, which was played at Jack Coffey Field in The Bronx about 18 miles from MetLife Stadium; became the first player in franchise history - and just the sixth player in NFL history - with at least three rushing TDs of 20+ yards in a game ... checked into a fake punt on fourth-and-eight and converted a first down with a nine-yard run up the sideline to midfield vs. Pit (12/8) ... matched a career high with two special teams tackles - one on kickoff coverage and one on punt coverage - vs. Cle (12/15) and @ Sea (12/22).

COLLEGE:

A three-time consensus All-American, started all 44 games he appeared in at Fordham and closed out his career as the Patriot League all-time leading rusher and ranked fifth in NCAA FCS history with 5,862 career rushing yards ... graduated as the Patriot League all-time leader in career TDs (74) and rushing TDs (67) ... his 67 rushing TDs rank fourth in NCAA FCS history ... amassed 7,374 career all-purpose yards, a school and Patriot League career record which also ranks 10th in NCAA FCS history ... as a senior in 2017, the Patriot League preseason Offensive Player of the Year was limited to seven games due to injury but still managed to garner second-team All-League honors ... rushed 136 times for 577 yards and five TDs and also caught 11 passes for 129 yards ... a consensus first-team All-American as a junior in 2016, started all 11 games he appeared in and rushed for 1,799 yards and 19 TDs on 257 carries, averaging 7.0 yard per attempt ... also caught 25 passes for 272 yards and a TD and returned two kickoffs for 70 yards ... led the NCAA FCS in rushing yards per game (163.5) and ranked second in scoring (10.1 points/game); also ranked second in the FCS in total rushing yards and all-purpose yards per game (194.6) ... established a school and Patriot League record with 359 rushing yards vs. Lafayette, setting an NCAA FCS record by averaging 21.1 yards per carry ... became the fastest Fordham RB to reach the 1,000-yard mark in a season (six games) ... started all 12 games as a sophomore in 2015 and was named the Patriot League and ECAC Offensive Player of the Year ... earned second-team AP All-America honors as well as first-team STATS NCAA FCS and second-team College Sports Madness All-America honors ... rushed for 1,648 yards and 20 TDs on 251 attempts and caught 31 passes for 383 yards and five TDs ... led the Patriot League and was third in the NCAA FCS in rushing yards and led the league and was fourth in the NCAA FCS in rushing yards per game (137.3) and rushing TDs ... led the league and was fourth in the NCAA FCS in all-purpose yards per game (184.2) and was second in the nation in scoring (12.5 points per game) ... set a school and Patriot League record with 347 rushing yards and three TDs versus Lehigh ... also caught two passes for 55 yards and TD against Lehigh to break the Patriot League single game all-purpose yardage mark (402) ... started all 14 games at RB as a freshman in 2014 and was named the Jerry



Rice Award winner as the NCAA FCS Rookie of the Year after rushing for a career-high and school-record 1,838 yards and 23 TDs on 294 carries, all of which were Patriot League highs ... also caught 19 passes for 121 yards and a TD and returned 24 kickoffs for 514 yards ... named the Patriot League and ECAC Rookie of the Year ... led the Patriot League in rushing yards per game (131.3) and was second in the NCAA FCS in rushing TDs (23) and fourth in total rushing yards (1,838) ... helped the offense rush for a school-record 2,353 yards, shattering the former mark of 2,162 set in 2013, and scoring with 569 points, surpassing the 2013 record of 526 ... set Fordham freshman rushing record with 231 yards on 22 carries with four TDs against Rhode Island.

PERSONAL:

Attended Central Dauphin East (Harrisburg, PA) High School where he was a consensus first-team All-State selection as a senior in 2013 ... named MVP of the Big-33 Game where he rushed nine times for 73 yards and TD and caught four passes for 31 yards ... also named Mid-Penn Player of the Year ... accumulated 2,378 total yards and 25 TDs, including 1,984 rushing yards, as a senior ... also a member of the basketball team at Central Dauphin East ... earned a degree in Communications ... has a daughter, Avery.

EDMONDS CAREER STATS

DATE	TEAM	GP	GS	RUSHING					RECEIVING				
				NO.	YDS.	AVG.	LG	TD	NO.	YDS	AVG	LG	TD
2018	Cardinals	16	0	60	208	3.5	29	2	20	103	5.2	13	0
2019	Cardinals	13	2	60	303	5.1	37t	4	12	105	8.8	31	1
NFL TOTALS		29	2	120	511	4.3	37t	6	32	208	6.5	31	1

EDMONDS CAREER STATS

KICKOFF RETURNS							PUNT RETURNS					
DATE	TEAM	RET.	YDS.	AVG.	LG	TD	NO.	FC	YDS	AVG	LG	TD
2018	Cardinals	3	48	16.0	18	0	0	0	0	0.0	0	0
2019	Cardinals	0	0	0.0	0	0	0	0	0	0.0	0	0
NFL TOTALS		3	48	16.0	18	0	0	0	0	0.0	0	0

SINGLE-GAME HIGHS: OFFENSIVE

Rush Attempts 27 at New York Giants, Oct 20, 2019
Rushing Yards 126 at New York Giants, Oct 20, 2019
Longest Runs 37t at Cincinnati Bengals, Oct 06, 2019
Rushing TDs 3 at New York Giants, Oct 20, 2019
Receptions 5 at Los Angeles Rams, Sep 16, 2018
Receiving Yards 33 vs. Atlanta Falcons, Oct 13, 2019
Longest Reception 31 vs. Atlanta Falcons, Oct 13, 2019
Receiving TDs 1 vs. Atlanta Falcons, Oct 13, 2019

All-purpose yards 150 at New York Giants, Oct 20, 2019
Kickoff Returns 1 at Seattle Seahawks, Dec 30, 2018
 ...2 more at 1.
Kickoff Return Yards 18 at Seattle Seahawks, Dec 30, 2018
Longest Kickoff Return 18 at Seattle Seahawks, Dec 30, 2018
Special Teams Tackles 2 at Seattle Seahawks, Dec 22, 2019
 ...3 more at 2.
Miscellaneous Tackles 1 vs. Oakland Raiders, Nov 18, 2018
 ...1 more at 1.
Most TDs 3 at New York Giants, Oct 20, 2019

RECORD DAY NEAR HIS OLD STOMPING GROUNDS

Last season, RB **Chase Edmonds** finished the Cardinals Week 7 victory over the Giants with career highs in total scrimmage yards (150), rushing yards (126) and TDs (3). He rushed for 126 yards and three TDs on 27 carries and added four receptions for 24 yards.

It marked his first 100-yard performance since his final game at Fordham, which was played at Jack Coffey Field in The Bronx about 18 miles from MetLife Stadium.

Edmonds' three rushing TDs covered 20, 20 and 22 yards. He became the first player in franchise history – and just the sixth player in NFL history – with at least three rushing TDs of 20+ yards in a game.




NFL History – Most Rushing TDs of 20+ Yards (Game)

Player (Team)	TDs	Opponent
Chase Edmonds (AZ)	3	10/20/19 @ NY Giants
Doug Martin (TB)	3	11/4/12 @ Oakland
Adrian Peterson (Min)	3	10/14/07 @ Chicago
Clinton Portis (Den)	3	12/7/03 vs. Kansas City
Mercury Morris (Mia)	3	9/30/73 vs. New England
Ernie Caddel (Det)	3	9/20/35 vs. Philadelphia

In Arizona's road win over Green Bay during the 2018 season, Edmonds scored both of the Cardinals TDs and gained 53 of the team's season-high 182 rushing yards, becoming the first Fordham alum to score an NFL TD since 1988. In another interesting connection to his alma mater, Edmonds scored his first-career TDs at Lambeau Field located at 1265 Lombardi Ave., the namesake of another Fordham alum, Vince Lombardi, who played for the Rams from 1933-36.



KYLIE FITTS

49 | LINEBACKER | 6-4 | 260**COLLEGE:** Utah**HOW ACQUIRED:** FA-19**YEARS NFL/CARDINALS:** 3/2**HOMETOWN:** San Bernardino, CA**DOB:** October 11, 1994**PRO CAREER:**

Originally selected by Chicago in the sixth-round (181st overall) of the 2018 NFL Draft. Released on 8/31/19 and signed with the Cardinals practice squad on 9/3/19. Elevated to Arizona's active roster from the practice squad on 12/4/19.

2019: Tallied two tackles on defense and two tackles on special teams in three games after being elevated to the Cardinals active roster from the practice squad where he spent Weeks 1-13 ... inactive vs. Pit (12/8) four days after being promoted to the active roster from the practice squad ... notched a special teams tackle on kickoff coverage in his Cardinals debut vs. Cle (12/15) ... had a special teams tackle and his first-career defensive stop @ Sea (12/22) ... tackled Nick Scott short of the first down marker on a fake punt attempt, which led to a Cardinals TD two plays later @ LAR (12/29).

COLLEGE:

Played 31 games (23 starts) at UCLA and Utah, totaling 69 tackles, 15 tackles for loss, 11.5 sacks, 11 pass breakups and five forced fumbles ... saw limited playing time due to injuries in junior and senior seasons (2016-17) ... set career highs with 41 tackles, eight tackles for loss, seven sacks and a conference-leading four forced fumbles (tied for ninth in the country) in 13 games (11 starts) as a sophomore in 2015 ... played six games as a true freshman at UCLA in 2013 before transferring to Utah, where he redshirted in 2014 due to NCAA transfer rules.

PERSONAL:

Attended Redlands East Valley (CA) High School where he was a two-time first-team all-Citrus Belt League, first-team all-CIF Inland Division and all-area selection ... played in the Army All-American Bowl ... posted 31 tackles, six tackles for loss and four sacks during an injury-shortened senior season ... totaled 79 tackles, 16 TFLs and 8.5 sacks as a junior ... father, Matt, pitched in the New York Mets system ... majored in Sociology.

FITTS CAREER STATS

DATE	TEAM	GP	GS	TACKLES							QBH	INTERCEPTIONS					FUMBLES			ST				
				TK	S	A	TFL	YDS	SK	YDS		NO	YDS	LG	TD	PD	FF	FR	YDS	TK	S	A	FF	FR
2018	Bears	6	0	0	0	0	0	0	0.0	0.0	0	0	0	0	0	0	0	0	0	0	0	0	0	0
2019	Cardinals	3	0	2	0	2	0	0	0.0	0.0	0	0	0	0	0	0	0	0	0	2	2	0	0	0
NFL TOTALS		9	0	2	0	2	0	0	0.0	0.0	0	0	0	0	0	0	0	0	0	2	2	0	0	0

FITTS POSTSEASON STATS

DATE	TEAM	GP	GS	TACKLES							QBH	INTERCEPTIONS					FUMBLES			ST				
				TK	S	A	TFL	YDS	SK	YDS		NO	YDS	LG	TD	PD	FF	FR	YDS	TK	S	A	FF	FR
2018	Bears	1	0	0	0	0	0	0	0.0	0.0	0	0	0	0	0	0	0	0	0	0	0	0	0	0
NFL TOTALS		1	0	0	0	0	0	0	0.0	0.0	0	0	0	0	0	0	0	0	0	0	0	0	0	0

SINGLE-GAME HIGHS: DEFENSIVE

Total Tackles 1 at Los Angeles Rams, Dec 29, 2019
...1 more at 1.

Special Teams Tackles 1 at Seattle Seahawks, Dec 22, 2019
...1 more at 1.



LARRY FITZGERALD

11 | WIDE RECEIVER | 6-3 | 218


COLLEGE: Pittsburgh

HOW ACQUIRED: D1-04

YEARS NFL/CARDINALS: 17/17

HOMETOWN: Minneapolis, MN

DOB: August 31, 1983



PRO BOWL SELECTION: 2005, 2007, 2008, 2009, 2010, 2011, 2012, 2013, 2015, 2016, 2017

NOTE CARDS

- Originally selected by the Cardinals in the first round (3rd overall) of the 2004 NFL Draft, will play his 17th season with Arizona in 2020. In franchise history, only Jim Hart (18) will have played more seasons with the Cardinals.
- His 1,378 career receptions are the most by any player in NFL history with a single team and rank second all-time behind only Hall of Fame WR Jerry Rice (1,549). Fitzgerald's 17,083 career receiving yards also rank second in NFL history while his 120 career TD receptions rank sixth all-time.
- In December of 2019, was one of 10 WRs named to the NFL 100 All-Time Team. The only active player in the group, Fitzgerald joined nine Pro Football Hall of Fame inductees on the NFL 100 All-Time Team.
- In April of 2020, named to the 2010-19 All-Decade Team by the Pro Football Hall of Fame's 48-member selection committee.
- In the 2019 season finale, appeared in his 250th career game for the Cardinals. He became just the 13th player in NFL history - and the first WR - to appear in at least 250 games with a single team. Has played all 16 games in each of the last five seasons (2015-19) and his streak of 84 consecutive starts is the longest active streak among NFL WRs.
- Enters the 2020 season with an active streak of 243 consecutive games with a reception, which represents the second-longest streak in NFL history behind only Jerry Rice (274). He has at least one catch in every game played in each of the last 15 seasons and has at least one catch in 249 of 250 career games.
- Selected to a franchise-record 11 Pro Bowls. Fitzgerald (11) joins Hall of Famer Jerry Rice (13) as the only wide receivers in NFL history to be selected to the Pro Bowl at least 11 times. Among active players only Tom Brady (14) has earned more Pro Bowl selections than Fitzgerald.
- Named a co-winner (along with Eli Manning) of the 2016 Walter Payton NFL Man of the Year award. He became the second Cardinals player (Kurt Warner-2008) to earn the honor.
- In February of 2020, joined PGA pro Kevin Streelman in winning the Pebble Beach Pro-Am golf tournament for the second time in three years (2018). They became just the fourth duo to win the tournament multiple times and Fitzgerald became just the eighth amateur to win twice. In '18, Fitzgerald became the first African-American amateur to win the event - which dates back to 1937.

PRO CAREER:

Selected in the first round of the 2004 NFL Draft; was the first receiver taken and the third player overall behind QB Eli Manning (San Diego) and T Robert Gallery (Oakland). Agreed to new contracts with Arizona on 3/11/08, 8/20/11, 2/18/15, 8/5/16, 11/17/17, 1/23/19 and most recently on 1/15/19 that will keep him in a Cardinals uniform through the 2020 season. In his 16 seasons with the Cardinals, has established franchise records for receptions (1,378), receiving yards (17,083), receiving TDs (120), total TDs (120), 100-yard receiving games (49) and 1,000-yard receiving seasons (nine). Has also been voted to the Pro Bowl a franchise-record 11 times.

2019: Started all 16 games for the fifth consecutive season and a franchise-record 12th time in his career after being chosen as an offensive captain for the ninth time ... ended the year having started 84 consecutive games dating back to 2014, the longest active starts streak among NFL WRs ... extended his streak of consecutive games with a catch to 243, which trails only Hall of Fame WR Jerry Rice for the most in NFL history and stands alone as the most by any player with a single team in league history ... led the Cardinals in receiving for the 13th time in 16 seasons with 75 receptions for 804 yards and four TDs, becoming the third player in NFL history to gain at least 800 receiving yards in 12 or more seasons ... also surpassed 700 receiving yards for a league-record 16th consecutive season ... played in his franchise-record 235th game and totaled 113 yards and a TD on eight receptions vs. Det (9/8), moving into sixth place for career TD

receptions in NFL history with 117; marked his 48th-career 100-yard receiving game and his third such performance in a season-opener (first since 2006); had two catches against the Lions (41 and 45 yards) that were longer than any catch he had over the previous three seasons (2016-18) ... gained 104 yards on five receptions (20.8-yard average) @ Bal (9/15), marking the third time in his career (and first time since 2008) that he had at least 100 receiving yards on five or fewer receptions; posted back-to-back 100-yard performances to open a season for the first time in his 16-year NFL career ... caught five passes for 36 yards and a TD that capped a 14-play, 74-yard scoring drive on the Cardinals first offensive possession vs. Car (9/22); also had a 23-yard reception on second-and-20 to extend Arizona's third quarter TD drive against the Panthers ... passed Hall of Fame TE Tony Gonzalez for second place on the NFL's all-time receptions list with a 15-yard catch to the Seahawks 36-yard line with 1:41 left in the fourth quarter vs. Sea (9/29); finished the game with five receptions for 47 yards ... gained 58 yards on six catches for a Cardinals offense that totaled 514 total yards @ Cin (10/6), its most since 12/6/15 @ StL (524) ... posted a team-high six receptions for 59 yards for an offense that gained 442 total yards including 340 passing yards vs. Atl (10/13); notched 22 and 18-yard catches against the Falcons ... gained 71 yards on a game-high eight receptions, including an 11-yard, one-handed grab on fourth-and-five to extend Arizona's TD drive with 1:20 left in the first half @ TB (11/10) ... recorded five receptions for 37 yards and a five-yard TD that capped a 10-play first-quarter scoring drive @ SF (11/17); marked his 19th-career TD catch against the 49ers,

which trails only Rice (25 vs. Rams and 20 vs. Rams) for most TD receptions against a single opponent in NFL history ... had three receptions for 42 yards vs. Cle (12/15), surpassing 700 receiving yards in a season for an NFL-record 16th consecutive time (WR Terrell Owens is second with 14); converted three first downs on Arizona's 90-yard TD drive on its opening possession, helping the offense score a season-high 38 points and convert a season-high 26 first downs against the Browns ... caught a short pass from QB Kyle Murray that he ran 21 yards for a TD (12/22), marking his 120th-career TD and pushing his career receiving yards total more than 17,000; gained 48 yards on four receptions against the Seahawks ... had four receptions for 45 yards in this 250th-career game @ LAR (12/29), becoming the 13th player and first WR in NFL history to play at least 250 games with the same team.

COLLEGE:

Attended prep school at Valley Forge (PA) Military Academy after his senior year of high school ... eligible for the 2004 NFL Draft since three years had passed since his high school class graduated ... one of the most decorated receivers in Big East Conference history ... a Heisman Trophy finalist in 2003, finished second to Oklahoma QB Jason White by just 128 points (1,481-1,353) ... Walter Camp Player-of-the-Year, Biletnikoff Award winner and Columbus Touchdown Club Player of the Year ... unanimous All-America selection as a sophomore at University of Pittsburgh ... in just 26 games with the Panthers, caught 161 passes for 2,677 yards (16.6-yard avg.) and 34 TDs ... his 34 receiving scores broke the school career record of 30 set by Antonio Bryant (1999-2001) ... ranks fifth in school history in

receptions, sixth in receiving yards ... set school record with at least one TD catch in 16 consecutive games ... first player in school history with back-to-back 1,000-yard seasons receiving ... his 14 games with at least 100 yards receiving broke the previous Panthers all-time record of 13 set by Bryant ... had his No. 1 jersey retired at Pittsburgh in September 2013, becoming the ninth player in school history to have his jersey retired ... posted 35 receptions for 420 yards and seven TDs in six games at Valley Forge Military Academy.

PERSONAL:

Two-time All-State and prep All-America receiver at Academy of the Holy Angels (Minneapolis, MN) High School ... recorded 73 receptions for 1,254 yards (17.2 yard avg.) and 17 TDs as a senior, and had 54 catches for 1,347 yards (24.9 yard avg.) with 12 TDs and 10 consecutive 100-yard receiving games as a junior ... also a three-year defensive starter, playing free safety as a senior and OLB as a junior and sophomore ... lettered twice in basketball and once in track ... studied in the College of Arts and Sciences at Pittsburgh ... father, Larry Sr., played football at Indiana State from 1975-77 and is currently the sports editor for the Minnesota Spokesman-Recorder ... his mother, Carol, passed away in April of 2003 after a seven-year bout with cancer; Larry keeps her driver's license in his wallet next to his own ... younger brother, Marcus, played WR at Marshall from 2004-07 ... following the 2013 season, was named to the USA Football All-Fundamentals Teams, one of 26 players (11 offense, 11 defense, 4 special teams) honored for exemplary football techniques for youth players to emulate ... earned a degree in Communications from University of Phoenix in May of 2016.

FITZGERALD CONTINUES CLIMB UP NFL'S ALL-TIME LISTS

Fitzgerald finished the 2019 season – his 16th in the NFL – ranked second in league history with 1,378 career receptions, second with 17,083 receiving yards and sixth with 120 touchdown receptions. With the NFL's all-time leading receiver, Jerry Rice, on hand at State Farm Stadium for the Cardinals Week 4 game against the Seahawks, Fitzgerald had five catches to pass Hall of Fame TE Tony Gonzalez (1,325) for second place on the league's all-time receptions list.

NFL All-Time Receptions Leaders

Rk	Player (Years)	Rec
1	Jerry Rice (1985-04)+	1,549
2	Larry Fitzgerald (2004-)*	1,378
3	Tony Gonzalez (1997-13)+	1,325
4	Jason Witten (2003-17; 19-)*	1,215
5	Marvin Harrison (1996-08)+	1,102

NFL All-Time Receiving Yards Leaders

Rk	Player (Years)	Yds
1	Jerry Rice (1985-2004)+	22,895
2	Larry Fitzgerald (2004-)*	17,083
3	Terrell Owens (1996-2010)+	15,934
4	Randy Moss (1998-2012)+	15,292
5	Isaac Bruce (1994-2009)+	15,208

NFL All-Time TD Receptions Leaders

Rk	Player (Years)	TDs
1	WR Jerry Rice (1985-04)+	197
2	WR Randy Moss (1998-12)+	156
3	WR Terrell Owens (1996-10)+	153
4	WR Cris Carter (1987-02)+	130
5	WR Marvin Harrison (1996-08)+	128
6	WR Larry Fitzgerald (2004-)*	120
7	TE Antonio Gates (2003-18)	116
8	TE Tony Gonzalez (1997-14)+	111
9t	WR Steve Largent (1976-89)+	100
9t	WR Tim Brown (1988-04)+	100

+Hall of Fame Inductee

*Active Player



FAR AND AWAY, FITZ IS ON TOP

In 16 NFL seasons, Fitzgerald has not only surpassed virtually every franchise receiving record – he has made them nearly untouchable.

In 2010, Fitzgerald broke the franchise record for receptions and has since more than doubled the previous mark. Fitzgerald's 17,083 career receiving yards are more than twice as many as any other player in franchise history, and he has 54 more TD catches than any other player in team history.

Franchise Record – Career Receptions

Rk	Player (Years)	Rec	Difference
1	Larry Fitzgerald (2004-)	1,378	--
2	Anquan Boldin (2003-09)	586	-792
3	Larry Centers (1990-98)	535	-843
4	Roy Green (1979-90)	522	-856
5	Frank Sanders (1995-02)	493	-885

Established record in Week 14 of 2010 season

Franchise Record – Career Receiving Yards

Rk	Player (Years)	Yds	Difference
1	Larry Fitzgerald (2004-)	17,083	--
2	Roy Green (1979-90)	8,497	-8,586
3	Jackie Smith (1963-77)	7,918	-9,165
4	Anquan Boldin (2003-09)	7,520	-9,563
5	Pat Tilley (1976-86)	7,005	-10,088

Established record in Week 4 of 2011 season

Franchise Record – Touchdown Receptions

Rk	Player (Years)	TDs	Difference
1	Larry Fitzgerald (2004-)	120	--
2	Roy Green (1979-90)	66	-54
3	Sonny Randle (1959-66)	60	-60
4	Mel Gray (1971-82)	45	-75
5	Anquan Boldin (2003-09)	44	-76

Established record in Week 3 of 2011 season



FITZGERALD CAREER STATS

RECEIVING														RUSHING				
DATE	TEAM	GP	GS	NO.	YDS	AVG	LG	TD	NO.	YDS.	AVG.	LG	TD					
2004	Cardinals	16	16	58	780	13.4	48	8	8	14	1.8	10	0					
2005	Cardinals	16	16	103	1,409	13.7	47	10	8	41	5.1	15	0					
2006	Cardinals	13	13	69	946	13.7	57	6	0	0	0.0	0	0					
2007	Cardinals	15	15	100	1,409	14.1	48t	10	0	0	0.0	0	0					
2008	Cardinals	16	16	96	1,431	14.9	78t	12	0	0	0.0	0	0					
2009	Cardinals	16	16	97	1,092	11.3	34t	13	0	0	0.0	0	0					
2010	Cardinals	16	15	90	1,137	12.6	41	6	0	0	0.0	0	0					
2011	Cardinals	16	16	80	1,411	17.6	73t	8	0	0	0.0	0	0					
2012	Cardinals	16	16	71	798	11.2	37t	4	0	0	0.0	0	0					
2013	Cardinals	16	16	82	954	11.6	75t	10	2	8	4.0	4	0					
2014	Cardinals	14	13	63	784	12.4	80t	2	0	0	0.0	0	0					
2015	Cardinals	16	16	109	1,215	11.1	44	9	0	0	0.0	0	0					
2016	Cardinals	16	16	107	1,023	9.6	32	6	2	5	2.5	4	0					
2017	Cardinals	16	16	109	1,156	10.6	37	6	0	0	0.0	0	0					
2018	Cardinals	16	16	69	734	10.6	37	6	0	0	0.0	0	0					
2019	Cardinals	16	16	75	804	10.7	54	4	0	0	0.0	0	0					
NFL TOTALS		250	248	1,378	17,083	12.4	80t	120	20	68	3.4	15	0					

FITZGERALD POSTSEASON STATS

RECEIVING														RUSHING				
DATE	TEAM	GP	GS	NO.	YDS	AVG	LG	TD	NO.	YDS.	AVG.	LG	TD					
2008	Cardinals	4	4	30	546	18.2	64t	7	0	0	0.0	0	0					
2009	Cardinals	2	2	12	159	13.3	33t	2	0	0	0.0	0	0					
2014	Cardinals	1	1	3	31	10.3	14	0	0	0	0.0	0	0					
2015	Cardinals	2	2	12	206	17.2	75	1	0	0	0.0	0	0					
NFL TOTALS		9	9	57	942	16.5	75	10	0	0	0.0	0	0					

SINGLE-GAME HIGHS: OFFENSIVE

Rush Attempts	2 at Seattle Seahawks, Sep 25, 2005 ...4 more at 2.	Longest Reception	80t vs. Philadelphia Eagles, Oct 26, 2014
Rushing Yards	25 vs. St. Louis Rams, Sep 18, 2005	Receiving TDs	3 at Chicago Bears, Sep 20, 2015
Longest Runs	15 vs. St. Louis Rams, Sep 18, 2005	All-purpose yards	172 at Minnesota Vikings, Nov 26, 2006
Receptions	13 vs. Dallas Cowboys, Sep 25, 2017 ...2 more at 13.	Miscellaneous Tackles	2 at Atlanta Falcons, Dec 16, 2018 ...2 more at 2.
Receiving Yards	172 at Minnesota Vikings, Nov 26, 2006	Most TDs	3 at Chicago Bears, Sep 20, 2015

SINGLE-GAME HIGHS - POSTSEASON: OFFENSIVE

Receptions	9 vs. Philadelphia Eagles, Jan 18, 2009	All-purpose yards	176 vs. Green Bay Packers, Jan 16, 2016
Receiving Yards	176 vs. Green Bay Packers, Jan 16, 2016	Miscellaneous Tackles	1 at Carolina Panthers, Jan 03, 2015 ...1 more at 1.
Longest Reception	75 vs. Green Bay Packers, Jan 16, 2016	Most TDs	3 vs. Philadelphia Eagles, Jan 18, 2009
Receiving TDs	3 vs. Philadelphia Eagles, Jan 18, 2009		



FITZ NAMED TO NFL 100 ALL-TIME TEAM

In December, the NFL announced the 10 receivers who make up the NFL 100 All-Time Team.

The 10 players selected included nine members of the Pro Football Hall of Fame and Cardinals WR **Larry Fitzgerald** – the only active player among the 24 finalists.



NFL 100 All-Time Team – Wide Receivers

Player	Team(s)
Lance Alworth+	Chargers, Cowboys
Raymond Berry+	Colts
Larry Fitzgerald*	Cardinals
Marvin Harrison+	Colts
Elroy "Crazy Legs" Hirsch+	Rams
Don Hutson+	Packers
Steve Largent+	Seahawks
Randy Moss+	Vikings, Raiders, Patriots, Titans, 49ers
Jerry Rice+	49ers, Raiders, Seahawks
Paul Warfield+	Browns, Dolphins
+Hall of Fame Inductee	*Active Player

Earlier in the month the NFL announced the 13 DBs and 6 specialists who are part of the NFL 100 All-Time Team. Among the DBs selected were two former Cardinals: CB Dick "Night Train" Lane and S **Larry Wilson**.

NFL 100 All-Time Team – Cornerbacks

Player	Team(s)
Mel Blount	Steelers
Willie Brown	Broncos, Raiders
Darrell Green	Washington
Mike Haynes	Patriots, Raiders
Dick "Night Train" Lane	Rams, Cardinals, Lions
Deion Sanders	Falcons, 49ers, Cowboys, Washington, Ravens
Rod Woodson	Steelers, 49ers, Ravens, Raiders

NFL 100 All-Time Team – Safeties

Player	Team(s)
Jack Christiansen	Lions
Ken Houston	Oilers, Washington
Ronnie Lott	49ers, Raiders, Jets
Ed Reed	Ravens, Texans, Jets
Emlen Tunnell	Giants, Packers
Larry Wilson	Cardinals

POSTSEASON PERFORMER



During the 2008 postseason, WR **Larry Fitzgerald** had the most prolific playoff run of any wide receiver in NFL history. He shattered NFL records for receiving yards in a single postseason (546), receptions (30) and TDs (7). Fitzgerald recorded four 100-yard games in the postseason as well, a new NFL record for consecutive games with 100-yards receiving.

In Arizona's Divisional matchup vs. Green Bay in 2015, Fitzgerald looked just as dominant. He caught eight passes for 176 yards and scored the game-winning TD in the Cardinals OT victory over the Packers. His 176 receiving yards set a new franchise postseason record. Fitzgerald surpassed his own franchise record of 166 yards at Carolina (1/10/09) in the 2008 Divisional round.

Fitzgerald is the only player in NFL history to average at least 100+ receiving yards and a TD in every game played in the postseason. Fitzgerald has more receiving yards (942) than any player in NFL history through his first nine career postseason games.

Receiving Yards – First 9 Postseason Games (NFL History)

Rk	Yds	Player, Team (Years)
1	942	Larry Fitzgerald, Arizona (2008-)
2	856	Steve Smith, Sr., Carolina (2003-13)
3	847	Jerry Rice, San Francisco (1985-89)
4	834	Julio Jones, Atlanta (2011-)
5	781	Michael Irvin, Dallas (1991-94)

Fitzgerald has 150+ receiving yards in three postseason games in his career. He is the only player in NFL history with at least three games of 150+ receiving yards in the playoffs.

NFL Postseason History – Games with 150+ Receiving Yards

Rk	Player	Gms
1	Larry Fitzgerald	3
2t	Jerry Rice	2
2t	Fred Biletnikoff	2
2t	Steve Smith, Sr.	2
2t	Julio Jones	2

The Green Bay game marked Fitzgerald's fifth career 100-yard game in the playoffs. Only Jerry Rice (8), Michael Irvin (6) and Julian Edelman (6) have more 100-yard receiving games in the postseason than Fitzgerald.

NFL Postseason History – Games with 100+ Receiving Yards

Rk	Player (Teams)	Gms
1	Jerry Rice (San Fran/Oakland)	8
2t	Michael Irvin (Dallas)	6
2t	Julian Edelman (New England)	6
4t	Larry Fitzgerald (Arizona)	5
4t	Andre Reed (Buffalo)	5
4t	John Stallworth (Pittsburgh)	5
4t	Hines Ward (Pittsburgh)	5
4t	Antonio Brown (Pittsburgh)	5

Fitzgerald and Hall of Fame WR Fred Biletnikoff (2 straight in 1968) are the only players in NFL history with 150+ receiving yards in back-to-back postseason games.

Fitzgerald is one of just eight players in NFL history with at least 10 TD receptions in the postseason. Only Hall of Fame WRs Jerry Rice (22) and John Stallworth (12) and Buccaneers TE Rob Gronkowski (12) have more TD receptions in the postseason.

Of the eight players in NFL history that have at least 10 career TD receptions in the postseason, only Fitzgerald (9) has played in fewer than 15 career playoff games.

Career TD Receptions In The Postseason - NFL History

Rnk	TDs	Player	Gms
1	22	Jerry Rice	29
2t	12	John Stallworth	17
2t	12	Rob Gronkowski	16
3t	10	Larry Fitzgerald	9
3t	10	Fred Biletnikoff	18
3t	10	Antonio Freeman	16
3t	10	Randy Moss	15
3t	10	Hines Ward	18



BREAKDOWN OF FITZGERALD'S 120 CAREER TOUCHDOWNS

TD Rec. By Opponent		TD Rec. By Opponent		Teams w/No TDs Against		TD Rec. By QB (15)		TDs By Quarters	
TDs	Opponent	TDs	Opponent	Team	Games	TDs	Quarterback	TDs	Quarter
19	San Francisco	3	Washington	Baltimore	4	39	Kurt Warner	42	2nd
18	L.A./StL Rams	3	Carolina	Pittsburgh	4	28	Carson Palmer	35	4th
13	Seattle	2	Cincinnati	NY Jets	3	12	Josh McCown	25	3rd
8	Philadelphia	2	Dallas	TD By Distance		7	John Skelton	17	1st
6	Detroit	2	Kansas City			6	Josh Rosen	1	OT
5	Chicago	2	L.A./SD Chargers	TDs	Distance	5	Kevin Kolb	TD By Days	
5	Tampa Bay	2	Miami	36	4-9 yards	5	Matt Leinart		
4	Houston	2	NY Giants	28	10-19 yards	4	Kyler Murray	TDs	Day
3	Green Bay	1	Atlanta	24	20-29 yards	4	Derek Anderson	111	Sunday
3	Indianapolis	1	Cleveland	18	3 or fewer yards	3	Drew Stanton	5	Thursday
3	Jacksonville	1	Denver	9	30-59 yards	2	Blaine Gabbert	2	Saturday
3	New England	1	Minnesota	5	60+ yards	1	Max Hall	2	Monday
3	Buffalo	1	New Orleans			1	Richard Bartel		
3	Oakland	1	Tennessee			1	John Navarre		
						1	Shaun King		
						1	Brian St. Pierre		

TOUCHDOWNS BY STADIUM

Fitzgerald has at least one TD catch in 27 different NFL stadiums during his career.

Fitzgerald's 120 Career TDs by Stadium

TDs	Stadium	TDs	Stadium
55	State Farm Stadium	1	Bank of America Stadium
7	Sun Devil Stadium*	1	Estadio Azteca (Mexico City)
7	Edward Jones Dome*	1	FirstEnergy Stadium
7	CenturyLink Field	1	Giants Stadium*
6	Candlestick Park*	1	Gillette Stadium
5	Soldier Field	1	Hard Rock Stadium
5	Lincoln Financial Field	1	Lambeau Field
3	Ford Field	1	L.A. Memorial Coliseum*
3	Levi's Stadium	1	Mercedes-Benz Superdome
2	FedEx Field	1	RCA Dome*
2	NRG Stadium	1	Raymond James Stadium
2	Paul Brown Stadium	1	Dignity Health Sports Park
2	TIAA Bank Field	1	Qualcomm Stadium*
1	Arrowhead Stadium		*Stadium no longer an NFL venue

19 GAMES WITH MORE THAN ONE

Fitzgerald finished the Cardinals Week 11 matchup vs. Oakland last season with two receptions, both of which went for TDs. It marked Fitzgerald's 19th outing with multiple TD catches. No active player has more games with multiple TD receptions.

NFL Leaders – Games with 2+ TD Catches (Active)

Rk	Player (Team)	Games
1	Larry Fitzgerald (AZ)	19
2	Jimmy Graham (GB)	15
3t	Odell Beckham (Cle)	11
3t	Demaryius Thomas (NYJ)	11
3t	Julio Jones (Atl)	11



GIVING DIVISION OPPONENTS FITZ

Fitzgerald career TD reception totals against the 49ers (19) and Rams (18) are two of the five highest in NFL history for a player against a single opponent.

NFL History – TD Receptions vs. Single Opponent

Rk	Player	TDs	Opponent	Gms
1	Jerry Rice	25	Falcons	30
2	Jerry Rice	20	Rams	32
3t	Larry Fitzgerald	19	49ers	32
3t	Bob Hayes	19	Giants	16
5t	Larry Fitzgerald	18	Rams	32
5t	Don Hutson	18	Rams	18

ALL 120 HAVE COME IN A CARDS UNIFORM

Last season, Fitzgerald caught four passes for 48 yards in Week 16 against Seattle, including a 21-yard TD reception in the second quarter. It was the 120th TD catch of his career, which ranks sixth on the NFL's all-time list for career TD catches. Only Hall of Fame WRs Jerry Rice (176 with San Francisco) and Marvin Harrison (128 with Indianapolis) had more career receiving TDs with a single team than Fitzgerald has with Arizona (120).

NFL Leaders – TDs with Single Team (All-Time)

Rk	Player	Team	TDs	Type
1	WR Jerry Rice+	49ers	187	176 Rec; 10 Rush; 1 FR
2	RB Emmitt Smith+	Cowboys	164	153 Rush; 11 Rec
3	RB LaDainian Tomlinson+	Chargers	153	138 Rush; 15 Rec
4	WR Marvin Harrison+	Colts	128	128 Rec
5	RB Jim Brown+	Browns	126	106 Rush; 20 Rec
6	RB Walter Payton+	Bears	125	110 Rush; 15 Rec
7	WR Larry Fitzgerald*	Cardinals	120	120 Rec
8	TE Antonio Gates	Chargers	116	116 Rec
9	HB Lenny Moore+	Colts	113	63 Rush; 48 Rec; 2 Ret
10	RB Shaun Alexander	Seahawks	112	100 Rush; 12 Rec

+Hall of Fame Inductee *Active Player



BREAKDOWN OF FITZGERALD'S 120 CAREER TOUCHDOWNS

#	Date	Opp	Yds	Quarterback	#	Date	Opp	Yds	Quarterback
1	10/10/2004	@SF	24	Josh McCown	61	9/26/2010	OAK	8	Derek Anderson
2	10/24/2004	SEA	25	Josh McCown	62	10/31/2010	TB	3	Max Hall
3	11/7/2004	@MIA	2	Josh McCown	63	10/31/2010	TB	5	Derek Anderson
4	11/21/2004	@CAR	21	Shaun King	64	11/21/2010	@KC	3	Derek Anderson
5	12/19/2004	STL	8	Josh McCown	65	1/2/2011	@SF	10	John Skelton
6	12/19/2004	STL	4	Josh McCown	66	9/18/2011	@WAS	73	Kevin Kolb
7	12/26/2004	@SEA	29	Josh McCown	67	9/25/2011	@SEA	12	Kevin Kolb
8	12/26/2004	@SEA	29	Josh McCown	68	11/6/2011	STL	13	John Skelton
9	9/11/2005	@NYG	1	Kurt Warner	69	11/13/2011	@PHI	10	John Skelton
10	10/2/2005	SF	17	Josh McCown	70	11/13/2011	@PHI	7	John Skelton
11	10/9/2005	CAR	26	Josh McCown	71	11/20/2011	@SF	23	Richard Bartel
12	10/23/2005	TEN	34	Josh McCown	72	12/11/2011	SF	46	John Skelton
13	11/13/2005	@DET	8	Kurt Warner	73	12/24/2011	@CIN	30	John Skelton
14	11/20/2005	@STL	7	Kurt Warner	74	9/23/2012	PHI	37	Kevin Kolb
15	11/27/2005	JAX	5	Kurt Warner	75	9/30/2012	MIA	3	Kevin Kolb
16	12/18/2005	@HOU	12	John Navarre	76	10/14/2012	BUF	9	Kevin Kolb
17	12/24/2005	PHI	25	Josh McCown	77	11/4/2012	@GB	31	John Skelton
18	1/1/2006	@IND	25	Josh McCown	78	9/8/2013	@STL	4	Carson Palmer
19	9/24/2006	STL	12	Kurt Warner	79	9/8/2013	@STL	24	Carson Palmer
20	10/8/2006	KAN	5	Matt Leinart	80	9/29/2013	@TB	13	Carson Palmer
21	12/3/2006	@STL	11	Matt Leinart	81	10/13/2013	@SF	75	Carson Palmer
22	12/10/2006	SEA	5	Matt Leinart	82	10/27/2013	ATL	10	Carson Palmer
23	12/24/2006	@SF	6	Matt Leinart	83	11/17/2013	@JAX	14	Carson Palmer
24	12/31/2006	@SD	9	Kurt Warner	84	11/24/2013	IND	4	Carson Palmer
25	10/7/2007	@STL	7	Kurt Warner	85	11/24/2013	IND	26	Carson Palmer
26	11/11/2007	DET	1	Kurt Warner	86	12/1/2013	@PHI	43	Carson Palmer
27	11/11/2007	DET	20	Kurt Warner	87	12/8/2013	STL	7	Carson Palmer
28	11/18/2007	@CIN	5	Kurt Warner	88	10/12/2014	WAS	24	Carson Palmer
29	11/25/2007	SF	28	Kurt Warner	89	10/26/2014	PHI	80	Carson Palmer
30	11/25/2007	SF	48	Kurt Warner	90	9/20/2015	@CHI	8	Carson Palmer
31	12/9/2007	@SEA	11	Kurt Warner	91	9/20/2015	@CHI	28	Carson Palmer
32	12/16/2007	@NO	18	Kurt Warner	92	9/20/2015	@CHI	9	Carson Palmer
33	12/30/2007	STL	21	Kurt Warner	93	9/27/2015	SF	4	Carson Palmer
34	12/30/2007	STL	6	Kurt Warner	94	9/27/2015	SF	8	Carson Palmer
35	9/7/2008	@SF	1	Kurt Warner	95	10/11/2015	@DET	2	Carson Palmer
36	9/21/2008	@WAS	62	Kurt Warner	96	11/1/2015	@CLE	6	Carson Palmer
37	10/5/2008	BUF	2	Kurt Warner	97	12/27/2015	GB	3	Carson Palmer
38	10/5/2008	BUF	2	Kurt Warner	98	1/3/2016	SEA	17	Carson Palmer
39	10/12/2008	DAL	2	Kurt Warner	99	9/11/2016	NE	3	Carson Palmer
40	11/10/2008	SF	5	Kurt Warner	100	9/11/2016	NE	1	Carson Palmer
41	11/27/2008	@PHI	1	Kurt Warner	101	9/18/2016	TB	4	Carson Palmer
42	11/27/2008	@PHI	7	Kurt Warner	102	10/6/2016	@SF	21	Drew Stanton
43	12/7/2008	STL	12	Kurt Warner	103	10/6/2016	@SF	29	Drew Stanton
44	12/21/2008	@NE	78	Matt Leinart	104	1/1/2017	@LA	5	Carson Palmer
45	12/28/2008	SEA	5	Kurt Warner	105	9/25/2017	DAL	15	Carson Palmer
46	12/28/2008	SEA	38	Kurt Warner	106	10/1/2017	SF	19	Carson Palmer
47	9/13/2009	SFO	5	Kurt Warner	107	10/15/17	TB	11	Carson Palmer
48	9/20/2009	@JAX	22	Kurt Warner	108	11/19/17	@Hou	20	Blaine Gabbert
49	10/11/2009	HOU	9	Kurt Warner	109	12/3/17	LAR	15	Blaine Gabbert
50	10/11/2009	HOU	26	Kurt Warner	110	12/24/17	NYG	13	Drew Stanton
51	10/18/2009	@SEA	2	Kurt Warner	111	10/18/18	DEN	4	Josh Rosen
52	11/8/2009	@CHI	11	Kurt Warner	112	10/28/18	SF	13	Josh Rosen
53	11/8/2009	@CHI	17	Kurt Warner	113	11/18/18	Oak	18	Josh Rosen
54	11/15/2009	SEA	18	Kurt Warner	114	11/18/18	Oak	5	Josh Rosen
55	11/22/2009	@STL	11	Kurt Warner	115	11/25/18	@LAC	25	Josh Rosen
56	12/6/2009	MIN	34	Kurt Warner	116	12/30/18	@Sea	15	Josh Rosen
57	12/20/2009	@DET	1	Kurt Warner	117	9/8/19	Det	4	Kyler Murray
58	12/27/2009	STL	10	Kurt Warner	118	9/22/19	Car	3	Kyler Murray
59	1/3/2010	GNB	3	Brian St. Pierre	119	11/17/19	@SF	5	Kyler Murray
60	9/12/2010	@STL	21	Derek Anderson	120	12/22/19	@Sea	21	Kyler Murray



THRILLING THE HOME FANS

Fitzgerald has been thrilling fans at State Farm Stadium since the venue opened in 2006. He has played 110 career regular season games in 14 seasons at State Farm Stadium after playing his first two NFL seasons (2004-05) at Sun Devil Stadium.

In those contests, he has totaled 638 receptions. In NFL history, only WR Jerry Rice had more receptions in a single stadium. Fitzgerald is just nine catches shy of passing Rice for the most catches in a single venue.

NFL History – Receptions By Stadium				To
Rk	Player (Team)	Rec	Stadium	Pass
1	Jerry Rice (SF)	646	Candlestick Park	9
2	Larry Fitzgerald (AZ)	638	State Farm Stadium	-
3	Andre Johnson (Hou)	560	NRG Stadium	-
4	Cris Carter (Min)	531	Mall of America	-
5	Marvin Harrison (Ind)	515	RCA Dome	-

Fitzgerald's 7,859 career receiving yards at State Farm Stadium rank second in NFL history for a single venue behind Rice (9,403 at Candlestick Park).

NFL History – Receiving Yards By Stadium					To
Rk	Player (Team)	Yds	Stadium		Pass
1	Jerry Rice (SF)	9,403	Candlestick Park		1,545
2	Larry Fitzgerald (AZ)	7,859	State Farm Stadium		-
3	Andre Johnson (Hou)	7,776	NRG Stadium		-
4	Marvin Harrison (Ind)	7,189	RCA Dome		-
5	Steve Largent (Sea)	6,822	Kingdome		-

Fitzgerald has 55 career TD catches at State Farm Stadium. Only four players in NFL history have more TD catches in a single stadium.

NFL History – TD Receptions By Stadium			
Rk	Player (Team)	TDs	Stadium
1	Jerry Rice (SF)	91	Candlestick Park
2	Antonio Gates (LAC)	67	Qualcomm Stadium
3	Marvin Harrison (Ind)	65	RCA Dome
4	Cris Carter (Min)	60	Mall of America
5	Larry Fitzgerald (AZ)	55	State Farm Stadium

Fitzgerald (110) has played in more regular season games at State Farm Stadium than any other player in franchise history.

GIVING THE DIVISION FITZ

In 95 games against the NFC West, **Fitzgerald** has achieved record-breaking results against division opponents throughout his career, totaling 556 receptions for 6,697 yards and 50 TDs.

Fitzgerald (Rams, 49ers, Seahawks) and Hall of Fame WR Jerry Rice (Falcons, Rams, Saints) are the only players in NFL history with 2,000+ receiving yards against three different opponents.



NFL History – Receiving Yards vs. Single Opponent				
Rk	Player	Yds	Opponent	Gms
1	Jerry Rice	2,731	Falcons	30
2	Jerry Rice	2,551	Rams	32
3	Larry Fitzgerald	2,381	49ers	32
4	Larry Fitzgerald	2,199	Rams	32
5	Larry Fitzgerald	2,117	Seahawks	31
6	Reggie Wayne	2,028	Jaguars	25
7	Jerry Rice	2,025	Saints	29
8	Tim Brown	2,021	Chiefs	27
9	Isaac Bruce	1,925	49ers	26
10	Tim Brown	1,826	Broncos	29

No player in NFL history has more receptions against a single opponent than Fitzgerald does against the Rams (195), 49ers (182) and Seahawks (179).

NFL History – Receptions vs. Single Opponent				
Rk	Player	Rec	Opponent	Gms
1	Larry Fitzgerald	195	Rams	32
2	Larry Fitzgerald	182	49ers	32
3	Larry Fitzgerald	179	Seattle	31
4	Jerry Rice	175	Falcons	30
5	Jerry Rice	166	Rams	32

Only two players in NFL history (Jerry Rice and Bob Hayes) have more career receiving TDs vs. a single opponent than Fitzgerald has against both the 49ers (19) and Rams (18).

NFL History – TD Receptions vs. Single Opponent				
Rk	Player	TDs	Opponent	Gms
1	Jerry Rice	25	Falcons	30
2	Jerry Rice	20	Rams	32
3	Bob Hayes	19	Giants	16
4	Larry Fitzgerald	19	49ers	32
5t	Larry Fitzgerald	18	Rams	32
5t	Don Hutson	18	Rams	18

A RECORD 250 GAMES FOR FITZ

In the final contest of his 16th NFL season, WR **Larry Fitzgerald** appeared in his 250th career game.

The 11-time Pro Bowl receiver has played each game of his career with the Cardinals, and he became just the 13th player in NFL history to play 250 games with a single team. Fitzgerald became the first WR in NFL history to accomplish that feat.

NFL Leaders – Games with Single Team (All-Time)

Rk	Player (Team)	Games
1	K Jason Hanson (Det)	327
2	OL Bruce Matthews (Hou/Ten)	296
3	CB Darrell Green (Was)	295
4	QB Tom Brady (NE)*	285
5	DE Jim Marshall (Min)	270
6	K Sebastian Janikowski (Oak)	268
7	OL Jackie Slater (LAR)	259
8	OL David Binn (SD)	256
9	QB Brett Favre (GB)	255
10	TE Jason Witten (Dal)*	255
11	OL Mike Kenn (Atl)	251
12t	WR Larry Fitzgerald (AZ)*	250
12t	K Pat Leahy (NYJ)	250

*Active Player

In the 2019 season-opener against the Lions, Fitzgerald appeared in his 235th career game, establishing a new franchise record for career games played. He surpassed the previous record for games played held by former K Jim Bakken (234).

START STREAK LONGEST AMONG NFL WRs

Fitzgerald also made his 84th consecutive start in the season finale against the Rams, representing the longest streak among active NFL receivers and the sixth-longest streak among all active offensive players.

NFL Leaders – Consecutive Starts Offensive Players (Active)

Rk	Player (Team)	Starts
1	QB Philip Rivers (LAC)	224
2t	T Mitchell Schwartz (KC)	128
2t	QB Russell Wilson (Sea)	128
4	T Jake Matthews (Atl)	94
5	C Jason Kelce (Phi)	89
6	WR Larry Fitzgerald (AZ)	84
7	TE Kyle Rudolph (Min)	81
8t	C Alex Mack (Atl)	80
8t	T Morgan Moses (Was)	80
10	T Alejandro Villanueva (Pit)	74

BREAKDOWN OF FITZGERALD'S 1,378 CAREER RECEPTIONS

Receptions By QB (22)

Rec	Quarterback
363	Carson Palmer
345	Kurt Warner
84	Josh McCown
82	John Skelton
75	Kyler Murray
70	Matt Leinart
70	Kevin Kolb
68	Drew Stanton
54	Josh Rosen
49	Derek Anderson
32	Blaine Gabbert
21	Ryan Lindley
13	Max Hall
12	Sam Bradford
10	Shaun King
8	John Navarre
7	Rich Bartel
6	Brian Hoyer
5	Tim Rattay
3	Mike Glennon
1	Brett Hundley
1	Brian St. Pierre

Receptions By Opp. (31)

Rec	Opponent
195	L.A. Rams
182	San Francisco
179	Seattle
65	Carolina
57	Detroit
55	Minnesota
52	Washington
49	NY Giants
47	Philadelphia
44	Atlanta
42	Tampa Bay
38	Dallas
32	New Orleans
28	Cincinnati
27	Chicago
25	Pittsburgh
23	Houston
22	Miami
21	Indianapolis
20	Buffalo

Receptions By Opp. (31)

Rec	Opponent
19	Tennessee
18	Denver
18	Kansas City
17	Jacksonville
17	NY Jets
17	New England
16	Green Bay
16	Baltimore
15	Cleveland
14	L.A. Chargers
8	Oakland

Rec. By Quarters

Rec	Quarter
373	4th
360	2nd
335	1st
301	3rd
9	OT

Rec By Down

Rec	Down
571	1st
462	2nd
316	3rd
29	4th

Rec. By Days

Rec	Day
1,266	Sunday
51	Thursday
45	Monday
16	Saturday

Receptions By Month

Rec	Month
356	December
351	November
326	October
302	September
43	January

Rec By Conference

Rec	Conference
1,080	NFC
298	AFC

Rec By Location

Rec	Location
709	Home
669	Road

Rec By Division

Rec	Division
556	NFC West
186	NFC East
183	NFC South
155	NFC North
84	AFC North
80	AFC South
76	AFC East
58	AFC West

NFL RECORD FOR RECEPTIONS WITH ONE TEAM

Fitzgerald has more catches with the Cardinals (1,378) than any other player in NFL history has had with a single team.

NFL History – Receptions with One Team

Rk	Player	Rec	Team
1	Larry Fitzgerald*	1,378	Arizona
2	Jerry Rice+	1,281	San Francisco
3	Jason Witten*	1,215	Dallas
4	Marvin Harrison+	1,102	Indianapolis
5t	Reggie Wayne	1,070	Indianapolis
5t	Tim Brown+	1,070	L.A./Oakland

+Hall of Fame Inductee

*Active Player

243 STRAIGHT WITH A CATCH

In the 2019 finale at Los Angeles, Fitzgerald extended his streak to 243 consecutive games with a reception.

That represents the second-longest streak in NFL history behind only Jerry Rice (274 straight) and the longest in NFL history with a single team.

NFL Record – Consecutive Games with a Reception

Rk	Player (Years)	Gms	Duration
1	Jerry Rice (1985-2004)	274	18 yrs, 8 mos, 15 days
2	Larry Fitzgerald (2004-)	243	15 yrs, 1 mos, 23 days
3	Tony Gonzalez (2000-2013)	211	13 yrs, 26 days
4	Marvin Harrison (1996-2008)	190	12 yrs, 3 mos, 28 days
5	Hines Ward (1998-2010)	186	12 yrs

Fitzgerald has at least one catch in 249 of 250 career games played. His streak began in Week 9 of his rookie season in 2004 at Miami. That is seven weeks after Rice's 274-game streak – the longest in NFL history – ended.

FAMILIAR FOES

Of Fitzgerald's 1,378 career receptions, 556 have come against the NFC West. He has 195 vs. the Rams, 182 vs. the 49ers and 179 vs. the Seahawks, representing the three highest totals against a single opponent in NFL history.

NFL History – Receptions vs. Single Opponent

Rk	Player	Rec	Opponent	Gms
1	Larry Fitzgerald	195	Rams	32
2	Larry Fitzgerald	182	49ers	32
3	Larry Fitzgerald	179	Seattle	31
4	Jerry Rice	175	Falcons	30
5	Jerry Rice	166	Rams	32

42 STADIUMS WITH A CATCH

Fitzgerald has recorded his 1,378 career receptions in 42 stadium – 12 of which are no longer NFL venues.

The Cardinals 2020 regular season finale is scheduled to be played in the new home of the Los Angeles Rams, SoFi Stadium, which would become the 43rd stadium in which he has caught a pass.



Fitzgerald Career Receptions by Stadium

Rec	Stadium	Rec	Stadium
638	State Farm Stadium	11	Qualcomm Stadium*
82	CenturyLink Field	10	TIAA Bank Field
78	Edward Jones Dome*	10	Nissan Stadium
64	Sun Devil Stadium*	9	FirstEnergy Stadium
47	Candlestick Park*	9	Lambeau Field
33	Bank of America Stadium	9	Mercedes-Benz Superdome
30	Levi's Stadium	8	Hard Rock Stadium
27	Giants Stadium*	8	Heinz Field
26	Mall of America Field*	8	MetLife Stadium
26	Lincoln Financial Field	7	Mercedes-Benz Stadium
26	Ford Field	7	New Era Field
25	FedExField	7	Estadio Azteca (Mexico City)
21	Georgia Dome*	6	RCA Dome*
20	Paul Brown Stadium	5	AT&T Stadium
18	Raymond James Stadium	4	Texas Stadium*
17	Soldier Field	4	Oakland Coliseum*
15	NRG Stadium	4	Gillette Stadium
13	M&T Bank Stadium	3	Lucas Oil Stadium
12	Arrowhead Stadium	3	Twickenham Stadium (London)
12	L.A. Memorial Coliseum*	3	Empower Field at Mile High
11	U.S. Bank Stadium	2	StubHub Center*

*Stadium no longer an NFL venue

ONLY RICE IS AHEAD OF HIM

In NFL history, only Jerry Rice (46) has caught a pass in more stadiums during his NFL career than Fitzgerald (42).

NFL History – Most Stadiums with a Reception

Rk	Player (Years)	Venues
1	Jerry Rice (1985-04)	46
2t	Larry Fitzgerald (2004-18)	42
2t	Terrell Owens (1996-10)	42
2t	Keenan McCardell (1992-07)	42
5	Tim Brown (1988-2004)	41



NOT EVERYTHING WAS NEW IN 2019

From the head coach (Kliff Kingsbury) to the QB (Kyler Murray) and a mid-season addition at RB (Kenyan Drake) – there were a lot of new faces in the Cardinals offense last season.

However, as he had been the 15 seasons prior, WR **Larry Fitzgerald** was a constant in Arizona's offense. Fitzgerald finished the 2019 season with a team-high 804 receiving yards. It marked the 13th time in 16 seasons Fitzgerald led the Cardinals in receiving yards. He led the team in receiving each of the last five seasons (2015-19).

In NFL history, only Jerry Rice (15 times) led his team in receiving yards more times than Fitzgerald has led Arizona.

Fitzgerald Leading AZ in Rec. Yards – By Year & Age

Year	Yards	Age	Year	Yards	Age
2019	804	36	2010	1,137	27
2018	734	35	2009	1,092	26
2017	1,156	34	2008	1,431	25
2016	1,023	33	2007	1,409	24
2015	1,215	32	2005	1,409	22
2012	798	29	2004	780	21
2011	1,411	28			

100 TIMES 49

There are only eight players in NFL history that have more career 100-yard receiving performances during the regular season than Fitzgerald (49). The only active player on that list is Atlanta's Julio Jones (55).

NFL History – Games w/ 100+ Receiving Yards

Rk	Player (Years)	Gms
1	Jerry Rice (1985-04)+	76
2	Randy Moss (1998-12)+	64
3	Marvin Harrison (1996-08)+	59
4	Julio Jones (2011-)#	55
5t	Andre Johnson (2003-2016)	51
5t	Terrell Owens (1996-10)+	51
5t	Steve Smith (2001-16)	51
8	Don Maynard (1958-73)+	50
9	Larry Fitzgerald (2004-)#	49
10t	Michael Irvin (1998-99)+	47
10t	Torry Holt (1999-09)	47

+Hall of Fame Inductee #Active Player

HOW THEY GOT TO WHERE THEY ARE

Fitzgerald – who ranks second on the NFL's all-time receiving yardage list behind Jerry Rice (22,895) – has 17,083 receiving yards for his career, which converts to more than 9.5 miles.

No other player in NFL history is within 1,000 yards of Fitzgerald or Rice on the all-time receiving yardage list. Raiders TE Jason Witten – who ranks second among active players – has 12,953 receiving yards.



Below is a breakdown of Fitzgerald's career receiving yards by quarterback, compared to the career total of Rice.

Jerry Rice (23)

Yards	Quarterback
8,763	Steve Young
6,121	Joe Montana
2,721	Rich Gannon
1,428	Jeff Garcia
916	Elvis Grbac
727	Jeff Kemp
648	Steve Bono
352	Rick Mirer
276	Matt Hasselbeck
110	Steve Stenstrom
106	Matt Cavanaugh
94	Marques Tuiasosopo
93	Mike Moroski
87	Ty Detmer
86	Trent Dilfer
62	Tee Martin
52	Jeff Brohm
50	Harry Sydney
41	John Taylor
36	Kerry Collins
28	Cary Conklin
26	Rob Johnson
24	Terry Kirby

Larry Fitzgerald (21)

Yards	Quarterback
4,583	Kurt Warner
4,033	Carson Palmer
1,255	John Skelton
1,207	Josh McCown
1,017	Kevin Kolb
967	Matt Leinart
759	Kyler Murray
726	Drew Stanton
629	Derek Anderson
567	Josh Rosen
305	Blaine Gabbert
218	Ryan Lindley
141	Max Hall
129	Shaun King
113	Sam Bradford
97	John Navarre
91	Rich Bartel
81	Tim Rattay
63	Brian Hoyer
54	Mike Glennon
3	Brian St. Pierre

FITZGERALD OFF THE FIELD

Since entering the NFL in 2004, Fitzgerald has used his platform as a professional athlete to promote countless causes in communities throughout the United States and internationally. In recent years Larry has focused on closing the reading and technology gaps to make sure that all students have a chance to succeed. He has also taken part in international humanitarian efforts with highly-respected aid organizations, hosts numerous annual fundraising events to support his two foundations, visits local children's hospitals and homeless shelters, holds kids camps for disadvantaged youth around the country and for the children of military members and used his play on the field to support breast cancer awareness and prevention efforts.

Most of Fitzgerald's humanitarian work is done through his two foundations – the Larry Fitzgerald First Down Fund and the Carol Fitzgerald Memorial Fund. He has also teamed with a number of international aid foundations such as Oxfam America and the Starkey Hearing Foundation. Fitzgerald also works alongside countless foundations around the country such as the Semper Fi Fund, Plano Child Development Center, Make-A-Wish, Big Brothers-Big Sisters, the Boys & Girls Club and many others.

The primary goals of Fitzgerald's humanitarian efforts include:

- Promoting reading proficiency and technology access for K-12 youth as cornerstones to success at school and in life
- Building youth football initiatives to give kids access to updated facilities and equipment
- Raising awareness for breast cancer research and prevention
- Supporting members of the United States Armed Forces and their families
- Providing much needed medical supplies and food/water sources to people in impoverished countries around the world who have no way to afford them
- Get vision and hearing care to disadvantaged children around the world

The results of Fitzgerald's community efforts have been profound. In 2019 alone, the First Down Fund provided grants totaling over \$700,000.





FITZGERALD OFF THE FIELD

ARIZONA/MINNESOTA COMMUNITIES

- Larry has helped tens of thousands of kids through the First Down Fund, donating hundreds of thousands in grants to schools and organizations with demonstrated success closing the reading and technology gaps for underserved children. Thanks to the generosity of people who support Larry's charitable work, he proceeds of Larry's 2019 celebrity server dinner funded grants to several K-12 schools in Arizona to promote reading and effective use of technology.
- Made a significant grant to the Navajo Nation which has been especially hard hit by the COVID-19 epidemic.
- During the last year Larry has teamed up with Microsoft and Garth Brooks' foundation to donate portable learning stations equipped with table computers and accessories to enhance learning in dozens of schools.
- Has served as a regular donor to both the Phoenix Children's Hospital and the Phoenix Children's Hospital Rainbow Camp.
- Teamed up with Riddell to donate state of the art youth football helmets to outfit the entire Minneapolis Parks and Recreation youth football program where Larry first played football as a young child.
- In 2018, partnered with Microsoft to donate tablet computers to Minnehaha Academies in Minneapolis. The school utilizes the tablets in the classroom and also as a virtual lending library for students to be able to take books home to read.
- In 2018, the First Down Fund also made grants to America's Foundation for Chess, Big Brothers Big Sisters of Arizona, Phoenix Children's hospital, Rev Dr. Martin Luther King Jr Park of the Minneapolis Parks system, Plano Child Development Center in Chicago, the Carol Fitzgerald Memorial Fund, and the African American Breast Cancer Alliance for support services for breast cancer survivors.
- Donated a computer lab to Horizons Youth program, which was leveraged by the organization to establish a computer lab open to the entire community.
- Previous grants also included the St. Paul Promise initiative of Wilder Foundation which successfully serves homeless youth pursuing their education without permanent housing. A grant to Stansfield school in Arizona to purchase a robotics classroom curriculum, Pillsbury House in Minneapolis to support their Reading for Success Program, and a grant to Reading Partners for their Take Reading Home program to provide books to 450 students and their family members.



INTERNATIONAL AID WORK

- Globally, Fitzgerald has done extensive work with the Starkey Hearing Foundation, helping fit hundreds of hearing aids for those in need all over Africa, working alongside President Bill Clinton and his daughter Chelsea.
- He has also traveled to Ethiopia with good friend Anquan Boldin on behalf of Oxfam America, helping work on irrigation systems and digging wells in local communities.

BREAST CANCER RESEARCH & AWARENESS

- The Carol Fitzgerald Memorial Fund was established to honor Larry's late mother, Carol, and Fitzgerald is heavily involved in furthering breast cancer research. He has long served as a spokesman for the NFL's A Crucial Catch campaign, donating funds for each reception, TD reception and Cardinals victory each October. He has donated hundreds of thousands of dollars based on his on-the-field performance.

YOUTH FOOTBALL INITIATIVES

- Fitzgerald with Riddell to donate 1,000 state of the art youth football helmets, as well as training, to outfit the entire Minneapolis Parks and Recreation youth football program where Larry first played football as a young child. The First Down Fund refurbished a basketball court at the park in Minneapolis where Larry first played football and basketball. He has previously donated football equipment and holiday gifts to the park.
- Fitzgerald has also hosted a youth football camp in Minnesota and in Arizona for several years. Every year scholarship slots are funded by Larry so that underprivileged youth can attend. The camps provided boys and girls ages 7-14 the opportunity to learn fundamentals from Fitzgerald and other NFL players and coaches.

RECOGNITION FOR FITZGERALD'S HUMANITARIAN EFFORTS

WALTER PAYTON NFL MAN OF THE YEAR

Globally, Fitzgerald has done extensive work with the Starkey Hearing Foundation, helping fit hundreds of hearing aids for those in need all over Africa, working alongside President Bill Clinton and his daughter Chelsea.

PFWA GOOD GUY AWARD

In June of 2017, Fitzgerald was named the recipient of the Pro Football Writers of America (PFWA) Good Guy Award, given annually to an NFL player for his "qualities and professional style in helping pro football writers do their jobs."

ART ROONEY SPORTSMANSHIP AWARD

In the lead up to Super Bowl XLIX following the 2014 season, Fitzgerald was named the inaugural winner of the Art Rooney NFL Sportsmanship Award, given to the player who best represents the important role that sportsmanship plays in the game and how NFL players that demonstrate integrity and honor on the field serve as role models for other players at all levels.

GEORGETOWN LOMBARDI AWARD

Fitzgerald was the 2013 recipient of the NFL Players Association Georgetown Lombardi Award, which was established to honor a leader in the sports industry whose life and family have been touched by cancer, and who encourages cancer research, prevention and treatment through awareness and philanthropy.

ARTHUR S. ARKUSH HUMANITARIAN AWARD

In 2012, Fitzgerald was named the recipient of the 14th Annual Arthur S. Arkush Humanitarian Award by Pro Football Weekly, which is given to the NFL player whose contributions to the community and charitable organizations are especially outstanding.



D.J. FOSTER

37 | RUNNING BACK | 6-0 | 205


COLLEGE: Arizona State

HOW ACQUIRED: FA-17

YEARS NFL/CARDINALS: 4/3

HOMETOWN: Scottsdale, AZ

DOB: November 22, 1993



PRO CAREER:

Originally signed with New England as a rookie free agent on 5/6/16. Released on 11/28/16 and signed to the Patriots practice squad on 11/30/16. Elevated to New England's active roster from the practice squad on 12/3/16. Released on 9/2/17 and re-signed to the Patriots practice squad on 9/3/17. Signed with the Cardinals from New England's practice squad on 9/12/17. Signed a one-year contract with Arizona on 3/8/19. Agreed to terms on a one-year deal with the Cardinals on 3/25/20.

2019: Saw action on special teams in the first six games, inactive (hamstring) for the next two contests and was placed on injured reserve (hamstring) on 10/28 ... registered a career-high four special teams tackles vs. Atl (10/13); tallied stops on punt and kickoff coverage against the Falcons.

COLLEGE:

Played 53 games during his four-year career at Arizona State

where he was a two-time All-Pac-12 honoree and 2012 freshman All-American ... totaled 2,355 yards and 18 TDs on 444 carries and 2,458 yards and 14 TDs on 222 receptions ... became the fifth player in NCAA Division I history to rush and receive for more than 2,000 yards ... caught at least one pass in all 53 games, the longest streak in conference history ... converted to WR in 2015 after three seasons at RB.

PERSONAL:

Led Saguaro (Scottsdale, AZ) High School to the Arizona Division III State Championship and set a single-season state record with 60 total TDs as a senior in 2011 ... during his senior year, was teammates with Cardinals 2018 second round draft pick Christian Kirk ... earned national acclaim in Sports Illustrated after totaling 508 yards and 10 TDs (both single-game state records) on 20 carries ... rushed for more than 5,000 yards during his prep career ... in May of 2018, received his bachelor's degree in Liberal Studies.

FOSTER CAREER STATS

DATE	TEAM	GP	GS	RUSHING					RECEIVING				
				NO.	YDS.	AVG.	LG	TD	NO.	YDS	AVG	LG	TD
2016	Patriots	3	0	7	24	3.4	7	0	1	2	2.0	2	0
2017	Cardinals	7	0	6	19	3.2	5	0	17	133	7.8	20	0
2019	Cardinals	6	0	0	0	0.0	0	0	0	0	0.0	0	0
NFL TOTALS		16	0	13	43	3.3	7	0	18	135	7.5	20	0

FOSTER CAREER STATS

		KICKOFF RETURNS					PUNT RETURNS					
DATE	TEAM	RET.	YDS.	AVG.	LG	TD	NO.	FC	YDS	AVG	LG	TD
2016	Patriots	1	30	30.0	30	0	0	0	0	0.0	0	0
2017	Cardinals	8	184	23.0	55	0	0	0	0	0.0	0	0
2019	Cardinals	0	0	0.0	0	0	0	0	0	0.0	0	0
NFL TOTALS		9	214	23.8	55	0	0	0	0	0.0	0	0

SINGLE-GAME HIGHS: OFFENSIVE

Rush Attempts 6 at Cleveland Browns, Oct 09, 2016
Rushing Yards 17 at Cleveland Browns, Oct 09, 2016
Longest Runs 7 vs. Miami Dolphins, Sep 18, 2016
Receptions 4 at Washington, Dec 17, 2017
Receiving Yards 26 at Houston Texans, Nov 19, 2017
Longest Reception 20 at Houston Texans, Nov 19, 2017

All-purpose yards 121 at Seattle Seahawks, Dec 31, 2017
Kickoff Returns 3 at Seattle Seahawks, Dec 31, 2017
Kickoff Return Yards 101 at Seattle Seahawks, Dec 31, 2017
Longest Kickoff Return 55 at Seattle Seahawks, Dec 31, 2017
Special Teams Tackles 4 vs. Atlanta Falcons, Oct 13, 2019



LEKI FOTU

95 | DEFENSIVE LINEMAN | 6-5 | 335

COLLEGE: Utah

HOMETOWN: West Valley City, UT

DOB: August 23, 1998

ROUND 4
114th Overall

NOTECARDS

- Selected by the Cardinals with their first pick of the fourth round (114th overall) of the 2020 NFL Draft out of Utah, becoming the first Utes player drafted by the team in 25 years.
- A star rugby player growing up, Fotu played on the USA Rugby Boys High School All-American team and trained with the London Wasps rugby team in 2013.
- His family hails from the island of Tonga.

COLLEGE CAREER:

An All-American and two-time first-team All-Pac 12 selection, Fotu appeared in 45 games (28 starts) in four seasons with the Utes ... totaled 85 tackles, 18 tackles for loss, 4.5 sacks, three passes defended, two forced fumbles, a fumble recovery and a blocked kick.

2019: Named a team captain, earned second-team All-American honors from Walter Camp, FWAA and Phil Steele and third-team honors from the AP ... also earned first-team All-Pac-12 accolades ... started all 13 games he played ... finished third on the team with a career-high nine tackles for loss ... posted 29 tackles, 1.5 sacks, two passes defended and a forced fumble ... named Pac-12 Defensive Lineman of the Week after recording three tackles (1.5 tackles for loss and 1.0 sack) against California.

2018: Started 13 of the 14 games he appeared in and earned first-team All-Pac-12 honors after setting career highs in tackles (33) and sacks (3.0) while adding 5.5 tackles for loss ... had four tackles vs. Northwestern in the Holiday Bowl.

2017: Played in all 13 games, including his first two career starts (Stanford, Washington) ... totaled 22 tackles, 3.5 tackles for loss, a pass defended, his first-career forced fumble and his

first-career fumble recovery ... had his first career blocked field goal against Arizona.

2016: As a true freshman, appeared in five games and had one tackle.

PERSONAL:

Name pronounced "LECK-ee FOH-too" ... prepped at San Leandro (CA) High School before moving to Utah, where he attended Herriman (Riverton, UT) High School ... as a senior at Herriman in 2015, earned Deseret News 5A MVP and first-team All-State honors ... also named 2015 Salt Lake Tribune first-team All-State and earned a spot on the All-Salt Lake Tribune Team ... 2015 Region 4 Defensive MVP ... had 10 tackles in win over Lone Peak in the 2015 Utah 5A state championship game ... caught a 24-yard TD pass and helped Herriman's defense hold Sky View to minus 22 rushing yards in the 2015 state semifinal game ... did not play football as a junior in 2014 ... in 2013, attended San Leandro HS (CA) where he played football, rugby and basketball ... played on the USA Rugby Boys High School All-American team and trained with the London Wasps rugby team in 2013 ... has three brothers who have played major college football; younger brother, Chris, is a freshman at Utah; older brothers Joe, was a former defensive lineman at Illinois, and Anthony, a former defensive lineman at Arizona ... earned his bachelor's degree in Human Development and Family Studies in the spring of 2020.

FOTU COLLEGE STATS

Year	GP/GS	Tackles			Sacks		Interceptions					FR	FF
		Solo	Asst	Ttl	Sk	Yds	Int	Yds	Lg	TD	PD		
2016	5/0	0	0	1	0.0	0	0	0	0	0	0	0	0
2017	13/2	14	8	22	0.0	0	0	0	0	0	1	1	1
2018	14/13	18	15	33	3.0	19	0	0	0	0	0	0	0
2019	13/13	10	19	29	1.5	15	0	0	0	0	2	0	1
Total	45/28	43	42	85	4.5	34	0	0	0	0	3	1	2



LAMONT GAILLARD

65 | OFFENSIVE LINEMAN | 6-3 | 305

COLLEGE: Georgia

HOW ACQUIRED: D6b-19

YEARS NFL/CARDINALS: 2/2

HOMETOWN: Fayetteville, NC

DOB: February 8, 1996



NOTE CARDS

- Selected by the Cardinals with their second pick in the sixth round (179th overall) of the 2019 NFL Draft out of Georgia.
- Named first-team (coaches) and second-team (AP) All-SEC as a senior in 2018 after starting all 14 games for a unit that was a finalist for the Joe Moore Award as the nation's top offensive line.

PRO CAREER:

Selected by the Cardinals with their second pick in the sixth round (179th overall) of the 2019 NFL Draft.

2019: Inactive due to injury (knee) in four games, a healthy scratch in 10 contests and was active but DNP @ Cin (10/6) and vs. SF (10/31).

COLLEGE:

Started all 42 games in his final three seasons ... earned first-team (coaches) and second-team (AP) All-SEC accolades after starting all 14 games at center for the No. 7 ranked Bulldogs that claimed the 2018 SEC Eastern Division championship ... key contributor to a unit that gained an SEC-leading 238.8 rushing yards per game ... started all 15 games at center for the 2017 SEC Champion Bulldogs that won the Rose Bowl, clinched an appearance in the CFB National Championship game and finished

the 2017 season ranked No. 2 in the AP polls ... part of Georgia's 800th win in program history with a 41-0 victory over Tennessee ... opened all 13 games at RG during his sophomore campaign in 2016, making his first-career start (the first of 42 straight) in the season-opener vs. North Carolina ... played two games during his redshirt freshman season.

PERSONAL:

Last name pronounced "GILL-yard" ... attended Pine Forest (Fayetteville, NC) High School where he was an Under Armour All-American, All-State selection, four-star prospect and top-five ranked DT in the country ... first-team Mid-South All-Conference pick after totaling 82 tackles as a senior ... helped lead the Trojans to a 10-2 record and its second-consecutive playoff appearance ... first-team Mid-South All-Conference honoree with 108 tackles, seven for loss and four sacks as a junior ... earned a Sociology degree in December, 2018.

MAX GARCIA

73 | OFFENSIVE LINEMAN | 6-4 | 309

COLLEGE: Florida

HOW ACQUIRED: UFA-19 (Den)

YEARS NFL/CARDINALS: 6/2

HOMETOWN: Norcross, GA

DOB: November 9, 1991



NOTE CARDS

- Selected by the Broncos in the fourth round (133rd overall) in the 2015 NFL Draft out of Florida and spent four seasons in Denver before signing a one-year contract with the Cardinals on 3/16/19.
- Played 64 games (41 starts) with the Broncos (2015-18) and Cardinals (2019), including 32 consecutive starts at LG during the 2016-17 seasons.
- Played on the same offensive line as D.J. Humphries from 2013-14 at Florida. Both Garcia (fourth round) and Humphries (first round) were selected in the 2015 NFL Draft.
- Member of the Broncos team that won Super Bowl 50 following the 2015 season.

PRO CAREER:

Selected by the Denver Broncos in the fourth round (133rd overall) of the 2015 NFL Draft. Spent four seasons in Denver before signing a one-year contract with the Cardinals on 3/16/19. Agreed to terms on a one-year deal with the Cardinals on 3/24/20.

2019: Played on special teams in Games 10-16 after returning to the active roster from the Reserve/Physically Unable to Perform list (knee) on 11/6 ... placed on the PUP list on 8/31.

COLLEGE:

Started 37-of-39 games played at Florida and Maryland, earning



PLAYERS

starts at LT, LG and center ... voted second-team All-SEC as a senior in 2014 after starting all 13 games at center for the Gators following an offseason transition from LT and LG ... graded out to more than 97 percent in his 757 snaps played ... member of the Rimington Trophy (nation's top center) watch list ... named SEC Offensive Lineman of the Week on two occasions ... as a junior in 2013, started all 12 games and saw action at both LT and LG in his first year with the Gators ... anchored the offensive line after being the only starter to not miss time due to injury ... redshirted

in 2012 ... started 12 games at left tackle for Maryland in 2011.

PERSONAL:

Attended Norcross (GA) High School where he was named honorable mention Class 5A All-Georgia as a senior ... also competed in the shot put and discus events and traveled to Australia in the summer of 2009 to compete in a World Track meet ... majored in Family, Youth and Community Sciences.

GARCIA CAREER STATS

DATE	TEAM	GP	GS
2015	Broncos	16	5
2016	Broncos	16	16
2017	Broncos	16	16
2018	Broncos	9	4
2019	Cardinals	7	0
NFL TOTALS		64	41

GARCIA POSTSEASON STATS

DATE	TEAM	GP	GS
2015	Broncos	3	0
NFL TOTALS		3	0

DENNIS GARDECK

45 | LINEBACKER | 6-0 | 232

COLLEGE: Sioux Falls

HOW ACQUIRED: FA-18

YEARS NFL/CARDINALS: 3/3

HOMETOWN: Lake in the Hills, IL

DOB: August 9, 1994



NOTECARDS

- Originally signed by the Cardinals as a rookie free agent out of Sioux Falls in 2018 and played 30 games in his first two NFL seasons.
- A special teams standout in his first two seasons, was named a Pro Bowl alternate on teams in 2019 after posting a team-high 10 tackles and a fumble recovery. In his first two NFL seasons, has 18 special teams tackles, three punt deflections, a fumble recovery on a fake punt and scored a TD on a blocked punt.
- Led all NFL rookies with 388 total snaps on special teams in 2018, trailing only Jets WR Terrence Brooks (395). One of four rookies to appear in all 16 games for Arizona in 2018, joining Mason Cole, Chase Edmonds and Ezekiel Turner.
- Finished the 2018 season with eight special teams tackles and scored his first career TD in the season finale at Seattle when he recovered a blocked punt in the endzone. It was his first TD since his senior year at Crystal Lake (IL) South High School when he returned a fumble 80 yards for a TD.
- Named the Arizona Cardinals 2019 Salute to Service Award nominee.

PRO CAREER:

Signed by the Cardinals as an undrafted rookie free agent on 4/30/18 and played 30 games during his first two NFL seasons.

2019: Named a Pro Bowl alternate as a special teamer after posting a team-high 10 tackles and a fumble recovery on special teams in 14 games ... added two tackles on defense and was inactive (ankle) for two games ... deflected a Lions punt that traveled just 11 yards with less than three minutes remaining in

regulation to set up the Cardinals game-tying TD drive vs. Det (9/8); also had a special teams tackle against the Lions ... tallied two special teams tackles, one on punt coverage and another on kickoff team @ Bal (9/15) ... registered a career-high three special teams tackles and deflected a punt in the third quarter @ NYG (10/20) ... notched one special teams tackle @ NO (10/27) ... tallied a special teams tackle in punt coverage vs. SF (10/31) ... recovered a fumble that was forced on a fake punt at the Steelers 32-yard line, leading to a Cardinals TD three plays later



in the fourth quarter vs. Pit (12/8); also notched one tackle on defense and two tackles on special teams against the Steelers ... notched two tackles on punt coverage and stopped S Nick Scott short of the first down marker on a fake punt attempt, which led to a Cardinals TD two players later @ LAR (12/29).

COLLEGE:

Recorded 345 tackles, 32 sacks, 57.5 tackles for loss, nine forced fumbles, two fumble recoveries and one INT in three seasons at West Virginia State and one at Sioux Falls ... played three seasons at WVSU before transferring to Sioux Falls in 2017 as a graduate transfer ... named to five Division II All-America teams as a senior in 2017 after leading the Cougars with 14 sacks, 75 tackles and 21 tackles for loss to go along with two forced fumbles and one fumble recovery ... selected as a finalist for the Cliff Harris Award (Small College Defensive Player of the Year) and nominated

for the Harlon Hill Trophy as the DII Player of the Year in 2017, while earning first-team All-NSIC and NSIC Defensive Newcomer of the Year honors ... as a junior at West Virginia State in 2016, named second-team All-Mountain East after collecting 111 tackles, three sacks, four forced fumbles and seven tackles for loss ... named first-team All-Mountain East as a sophomore in 2015 after posting 102 tackles, 22.5 tackles for loss, eight passes defended, three forced fumbles, an INT and a fumble recovery.

PERSONAL:

Attended Crystal Lake (IL) South High School where he earned All-Fox Valley Conference and All-Area honors as a senior linebacker ... also earned second-team all-conference honors as a defenseman in lacrosse ... earned his degree from West Virginia State and is currently studying for a Masters of Business Administration degree.

CARDINALS IN THE COMMUNITY

Cardinals linebacker Dennis Gardeck is a special teams standout, earning Pro Bowl alternate honors last season, and already a mainstay in the Valley community, rarely missing an opportunity to participate in school trips, kids camps and hospital visits. His improbable path to the NFL brought him to Arizona in 2018, and since then, he has supported his community with the same passion he brings to the field.

Gardeck has delivered stuffed toy dogs to children in the pediatric units throughout Phoenix Children's Hospital the past two Decembers as part of the team's annual "Paw Express" event to help spread holiday cheer. He has also participated in team's "Feed the Hungry" program at the Phoenix Rescue Mission the last two years, joining team owner Michael Bidwill and Cardinals teammates to serve Thanksgiving dinner to the less fortunate.

He has displayed consistent support and appreciation for military veterans throughout his community service. During the 2019 offseason, he took part in "Operation Sleep," a military appreciation event hosted by Cardinals Charities and Brooklyn Bedding at MANA (Marines, Army, Navy and Air Force) House in Phoenix. He and team representatives delivered 76 beds to the residents of MANA House, a peer-support organization that helps rebuild the lives of military veterans affected by homelessness.

Gardeck returned to MANA House during the Cardinals bye week last season to spend time with the residents during a canvas painting event. While staying at MANA House, veterans build savings with the goal of moving out on their own.

He joined teammates and Cardinals Cheerleaders to host and honor eight active servicewomen with a day of pampering and dinner provided by Ocean 44 as part of the USO Salute to Service Dinner in December of 2019. Later that month, Gardeck and teammates joined Cardinals Cheerleaders and team mascot Big Red for the Pro vs. GI Joe program at the team's facility. In conjunction with the Joint Forces Initiative, the program had players and military personnel, home and abroad, playing video games and communicating through a webcam on Xbox Live.

He joined Nicole Bidwill, Big Red, Cardinals Cheerleaders and teammates in December of 2018 for the team's annual "Light the House" party hosted by the Cardinals Women's Club to help spread holiday cheer at the Ronald McDonald House. Last November, he returned to the Ronald McDonald House with Big Red and Cardinals Cheerleaders for a "Feed the Families" event hosted by the Cardinals Women's Club.

Along with teammates, the Cardinals Women's Club, Big Red and Cardinals Cheerleaders, Gardeck celebrated a birthday party in the Kids Zone at Phoenix Children's Hospital in November 2019. Each month, PCH holds a party for all patients with a birthday that month, and the Cardinals Women's Club sponsored the November birthday party.

That same month Gardeck joined several teammates to show off their culinary skills during "A Night Out with the Arizona Cardinals" at Sakana Sushi & Grill in Phoenix, an annual event that honors cancer survivors. As part of the NFL's "My Cause, My Cleats" campaign, Gardeck's customized cleats supported the American Cancer Society each of the last two seasons.

He has been a regular participant in the team's "Milk and Cookies" program, visiting elementary schools throughout the Valley to promote literacy by reading to children. He also takes part in team kids camps, helping to promote the NFL's "Play 60" campaign to encourage kids get at least 60 minutes of exercise every day.



GARDECK CAREER STATS

DATE	TEAM	GP	GS	TACKLES								INTERCEPTIONS					FUMBLES			ST				
				TK	S	A	TFL	YDS	SK	YDS	QBH	NO	YDS	LG	TD	PD	FF	FR	YDS	TK	S	A	FF	FR
2018	Cardinals	16	0	0	0	0	0	0	0.0	0.0	0	0	0	0	0	0	0	0	0	8	5	3	0	0
2019	Cardinals	14	0	2	1	1	0	0	0.0	0.0	0	0	0	0	0	0	0	1	0	10	9	1	0	0
NFL TOTALS		30	0	2	1	1	0	0	0.0	0.0	0	0	0	0	0	0	0	1	0	18	14	4	0	0



SINGLE-GAME HIGHS: DEFENSIVE

Total Tackles 1 at Los Angeles Rams, Dec 29, 2019
...1 more at 1.

Special Teams Tackles 3 at New York Giants, Oct 20, 2019

Fumble Recoveries 1 vs. Pittsburgh Steelers, Dec 08, 2019

Additional Special Teams Statistics: TD: Recovered blocked punt in endzone at Seattle, Dec 30, 2018

STEVEN GONZALEZ

61 | OFFENSIVE LINEMAN | 6-4 | 332

COLLEGE: Penn State

HOW ACQUIRED: FA-20

HOMETOWN: Union City, NJ

◆ ROOKIE ◆

DOB: May 11, 1997

**COLLEGE CAREER:**

Played 50 games (42 starts) in four seasons (2016-19) with the Nittany Lions, and started all 39 games in his final three seasons ... earned All-Big Ten second-team honors (coaches, media and AP) after starting all 13 games at LG as a senior in 2019 ... earned honorable mention All-Big Ten accolades (coaches and media) after making 13 starts at LG as a junior in 2018 ... started all 13 games and helped the Nittany Lions rank second in the Big Ten by averaging 460.3 yards and 41.1 points per game in 2017

... appeared in 11 games and made three starts as a redshirt freshman in 2016.

PERSONAL:

Two-year captain at Union City (Union City, NJ) High School ... first player in school history to earn All-State honors after being named first-team All-New Jersey by MSG Varsity and first-team all-conference as a senior ... majored in History and Rehabilitation and Human Services.

ZANE GONZALEZ

5 | KICKER | 6-0 | 202

COLLEGE: Arizona State

HOMETOWN: Deer Park, TX

HOW ACQUIRED: FA-18

DOB: May 7, 1995

YEARS NFL/CARDINALS: 4/3



NOTECARDS

- Named a Pro Bowl alternate after ranking fourth in the NFL in both total points (127) and made FGs (31) in 2019. His 127 points tied for the third-best single-season total in franchise history, and his 31 FGs made are third-most in team history.
- Named NFC Special Teams Player of the Month (October, 2019) after tying for the NFL lead with 42 points (Aaron Jones) and 11 made field goals (Jaguars K Josh Lambo) in October.
- Converted 20 consecutive FGs between Weeks 5-16 during the 2019 season, which is the second-longest streak in franchise history and was the longest active NFL streak before a blocked attempt against Seattle.
- In Week 17 of the 2018 season at Seattle, connected on FGs of 50 and 55 yards, becoming the first Cardinals player with multiple FGs of 50+ yards in a game since Neil Rackers in 2005.
- Attended Arizona State, where he was named the 2016 Lou Groza Award winner as the best kicker in college football. In four seasons with the Sun Devils, became the FBS all-time leader in FGs made (96) and points by a kicker (494). Also became the first player in FBS history to make 20 or more FGs in each of his four seasons, tied the FBS record for career games with four or more FGs (six) and FGs from 50+ yards in a single game (three).

PRO CAREER:

Selected by the Browns in the seventh round (224th overall) of the 2017 NFL Draft. Released by Cleveland on 9/17/18 and signed to the Cardinals practice squad on 11/20/18. Elevated to Arizona's active roster on 11/26/18. Signed a one-year qualifying offer as a restricted free agent on 4/23/20.

2019: Named a Pro Bowl alternate after ranking fourth in the NFL with 31 made FGs (third in franchise history) and 127 points

scored (tied for third in team history) ... made 20 consecutive FGs between Weeks 5-16, marking the second-longest streak in franchise history ... named NFC Special Teams Player of the Month after tying for the NFL lead with 42 points (Aaron Jones) and 11 made field goals (Josh Lambo) in October ... connected on a career-high four FGs and his lone PAT vs. Det (9/8); gave Arizona's its first lead of the game, 27-24, on a 28-yard FG with 7:17 remaining in OT ... made both FG attempts and averaged 42.0 yards on two punts after P Andy Lee left the game



with an injury vs. Car (9/22) ... matched a career high with four made FGs, including a 31-yard game-winner as time expired @ Cin (10/6); scored a career-high 14 points in the 26-23 victory ... scored 10 points on two FGs and four PATs in the 34-33 win vs. Atl (10/13) ... connected on both FG attempts and all three PATs in rainy conditions @ NYG (10/20) ... scored nine points on three FGs, including a 50-yarder to make it a one-possession game late in the third quarter @ NO (10/27) ... made all three PATs and both FG attempts, including a season-long 54-yarder to make it a one-point game @ TB (11/10) ... scored eight of Arizona's season-high 38 points on a career-high five PATs and one FG vs. Cle (12/15) ... connected from 22 and 45 yards before his third attempt from 45 yards was blocked @ Sea (12/22), snapping the NFL's longest active streak of made FGs at 20.

COLLEGE:

The 2016 Lou Groza Award winner (nation's top college kicker) played 51 games in four seasons (2013-16) ... became the FBS all-time leader in FGs made (96) and points by a kicker (494) ... also became the first player in FBS history to kick 20 or more FGs in each of his four seasons ... tied the FBS record for career games with four or more FGs (six) and FGs from 50+ yards in a single game (three) ... finished with an 82.8 career FG percentage ... converted 23-of-25 FGs (92%) as a senior in 2016, including a career-long 59-yarder (longest FBS FG that season) ... made a career-high 26 FGs as a junior in 2015 ... had 126 touchbacks in two seasons (2015-16).

PERSONAL:

Attended Deer Park (TX) High School where he was perfect on all FG and PAT attempts as a senior in 2012 ... also played soccer for four years ... majored in Communications with a Business minor.

KICKING HIS WAY TO THE TOP

K Zane Gonzalez had a career year and one of the best seasons ever by a Cardinals kicker in 2019. He ranked fourth in the NFL and third in team history with 31 FGs, while his 127 total points ranked fourth in the league and tied for third in franchise history.

NFL Leaders – FGs (2019)

Rk	Player (Team)	FGs
1	Harrison Butker (KC)	34
2	Josh Lambo (JAX)	33
3	Wil Lutz (NO)	32
4	Zane Gonzalez (AZ)	31
5	Chris Boswell (Pit)	29

Franchise Record – FGs (Season)

Rk	Player (Year)	FGs
1	Neil Rackers (2005)	40
2	Phil Dawson (2017)	32
3	Zane Gonzalez (2019)	31
4t	Jay Feely (2013)	30
4t	Greg Davis (1995)	30

NFL Leaders – Total Points (2019)

Rk	Player (Team)	Points
1	Harrison Butker (KC)	147
2	Wil Lutz (NO)	144
3	Justin Tucker (Bal)	141
4	Zane Gonzalez (AZ)	127

Franchise Record – Points (Season)

Rk	Player (Year)	Points
1	Neil Rackers (2005)	140
2	Chandler Catanzaro (2015)	137
3t	Zane Gonzalez (2019)	127
3t	Jay Feely (2013)	127



GONZALEZ CAREER STATS

DATE	TEAM	GP	FGM	FGA	PCT.	LG	XP	XPA	PCT.	BLK	PTS
2017	Browns	16	15	20	75.0	54	25	26	96.2	0	70
2018	Browns	2	2	5	40.0	39	3	5	60.0	1	9
Went from Cleveland to Arizona											
2018	Cardinals	5	7	9	77.8	55	5	6	83.3	0	26
2018	TOTAL	7	9	14	64.3	55	8	11	72.7	1	35
2019	Cardinals	16	31	35	88.6	54	34	35	97.1	1	127
NFL TOTALS		39	55	69	79.7	55	67	72	93.1	2	232

GONZALEZ CAREER STATS

DATE	TEAM	1-19	PCT.	20-29	PCT.	30-39	PCT.	40-49	PCT.	50+	PCT.
2017	Browns	0-0	0.0	5-5	100.0	4-6	66.7	4-6	66.7	2-3	66.7
2018	Browns	0-0	0.0	0-0	0.0	2-2	100.0	0-2	0.0	0-1	0.0
Went from Cleveland to Arizona											
2018	Cardinals	0-0	0.0	1-1	100.0	2-2	100.0	2-2	100.0	2-4	50.0
2018	TOTAL	0-0	0.0	1-1	100.0	4-4	100.0	2-4	50.0	2-5	40.0
2019	Cardinals	0-0	0.0	12-12	100.0	12-13	92.3	5-8	62.5	2-2	100.0
NFL TOTALS		0-0	0.0	18-18	100.0	20-23	87.0	11-18	61.1	6-10	60.0



SINGLE-GAME HIGHS: KICKER

Field Goals Made 4 at Cincinnati Bengals, Oct 06, 2019
...1 more at 4.

Field Goal Attempts 5 at Cincinnati Bengals, Oct 06, 2019

Longest Field Goal Made 55 at Seattle Seahawks, Dec 30, 2018

PATs Made 5 vs. Cleveland Browns, Dec 15, 2019

PAT Attempts 5 vs. Cleveland Browns, Dec 15, 2019

Points 14 at Cincinnati Bengals, Oct 06, 2019

JORDAN HICKS

58 | LINEBACKER | 6-1 | 236

COLLEGE: Texas

HOW ACQUIRED: UFA-19 (Phi)

YEARS NFL/CARDINALS: 6/2

HOMETOWN: Cincinnati, OH

DOB: June 27, 1992



NOTE CARDS

- Philadelphia's third-round selection (84th overall) in the 2015 NFL Draft, Hicks played four seasons with the Eagles before signing a four-year contract with the Cardinals as a free agent on 3/15/19.
- Played 59 games (56 starts) for the Eagles (2015-18) and Cardinals (2019), totaling 411 tackles, 23 tackles for loss, 6.5 sacks, 10 INTs (one returned for a TD), 25 passes defended, three forced fumbles and seven fumble recoveries.
- Recorded 10 INTs in his first five NFL seasons. Dating back to his rookie season in 2015, his 10 INTs lead all active NFL linebackers.
- Enjoyed a breakout 2019 campaign with a career-high 150 tackles (third in the NFL), 1.5 sacks, 11 tackles for loss, three INTs, two forced fumbles and a fumble recovery, according to league stats.
- Posted nine performances with 10+ tackles, tied with Bobby Wagner for the NFL's most, and became the first Cardinals defender since at least 1999 to record 10+ tackles in each of the first four games of a season in 2019, according to league stats.

PRO CAREER:

Entered the NFL as a third-round (84th overall) selection of the Eagles in the 2015 NFL Draft. Played four seasons in Philadelphia before signing a four-year contract with the Cardinals on 3/15/19 as an unrestricted free agent.

2019: Started all 16 games for the second time in his career and totaled a career-high 158 tackles, 11 tackles for loss, 1.5 sacks, three INTs, two forced fumbles and a fumble recovery ... ranked third in the NFL in tackles and tied for the league lead with a franchise-record nine games with 10+ tackles, according to league stats ... played all 1,132 of the Cardinals defensive snaps, which led all NFL defenders ... led Arizona with a career-high 16 tackles, two tackles for loss and two QB hits in his Cardinals debut vs. Det (9/8) ... matched a team high with 12 tackles and had a pass defended @ Bal (9/15) ... registered a team-high 11 tackles, including a three-yard tackle for loss on Christian McCaffrey vs. Car (9/22) ... had a team-high 12 tackles, one tackle for loss, a half-sack, a QB pressure and two forced fumbles vs. Sea (9/29); paired with Terrell Suggs to bring down Russell Wilson for an eight-yard sack ... had a team-high nine tackles vs. Atl (10/13) ... tallied eight tackles, a pass defended and his eighth-career INT @ NYG (10/20); returned a Daniel Jones INT 14 yards to the Giants 32-yard line in the first quarter, setting up a Chase Edmonds 20-yard TD run three plays later ... registered 10 tackles, a tackle for loss and a pass defended @ NO (10/27) ... posted 11 tackles including a tackle for loss on Thursday Night Football vs. SF (10/31) ... posted 10 tackles, including one tackle for loss, and intercepted a Jameis Winston pass that was deflected by Budda Baker late in the third quarter @ TB (11/10) ... totaled 10 tackles, including two tackles for loss, sacked Jimmy Garoppolo for a nine-yard loss on third-and-nine and returned a third-quarter INT 48 yards to the 49ers 47-yard line, which set up a Cardinals scoring drive @ SF (11/17) ... recorded a team-high 10 tackles vs. Cle (12/15) ... posted six tackles, including two tackles for loss, and recovered a fumble at the

Cardinals 36-yard line, which led to an Arizona scoring drive on the following possession @ Sea (12/22) ... matched a team high with 13 tackles and added a QB hit in the season finale @ LAR (12/29), marking his NFL-high ninth game with at least 10 tackles, according to league stats.

COLLEGE:

A five-year LB who appeared in 45 career games (28 starts), recording 299 tackles (148 solo), 24 tackles for loss, 5.5 sacks, two INTs, seven passes defended and a fumble recovery ... as a senior in 2014, started all 13 games at weakside linebacker and was named a second-team All-American selection by the Walter Camp Football Foundation and the Football Writers Association of America (FWAA) ... second team All-Big 12 selection by the Associated Press and the coaches ... first-team Academic All-Big 12 choice ... led the team with a career-high 147 tackles, which tied for seventh on the UT all-time single-season list and was the most since Winfred Tubbs tallied 157 in 1992 ... tied for second on the team in tackles for loss (13) and fourth in INTs (2) ... named a semifinalist for the Chuck Bednarik Award (top defensive player in the nation) ... as a junior in 2013, started the first four games at weakside linebacker before his season ended due to an Achilles injury ... led the team with 41 tackles at the time of the injury ... started the first three games at weakside LB in 2012, but missed the remainder of the season and earned a medical redshirt ... appeared in all 13 games with eight starts as a sophomore in 2011 ... first-team Academic All-Big 12 selection ... appeared in all 12 games as a freshman in 2010 ... named honorable mention Big 12 Defensive Freshman of the Year by the league's coaches ... posted 23 tackles (nine solo), one sack, one TFL and one pressure.

PERSONAL:

Attended Lakota West (Cincinnati, OH) High School where he was a prep All-American, two-time first-team All-State, all-county and all-district selection at linebacker ... named the Butkus Award



winner as the nation's top LB and Gatorade's Ohio High School Player of the Year as a senior in 2009 ... also named a USA Today, EA Sports and PARADE first-team All-American selection that year ... posted 216 tackles, 8.5 sacks, 36 TFL, three forced fumbles, four INTs, 10 PBU and a TD over his final three seasons ... also lettered in basketball and set district records for most varsity basketball games played (87) and total steals (170) ... born in Colorado Springs, CO and also lived in Indiana (ages 1-6) and South Carolina (ages 6-11) before moving to Ohio ... four-time academic all-conference performer in high school and seven-time

member of Big 12 Commissioner's Honor Roll (fall 2010; spring 2011; spring 2012; spring 2013; fall 2013; spring 2014; fall 2014) at Texas ... named to the 2015 NFF Hampshire Honor Society (players from all divisions who maintained a 3.2-plus cumulative GPA throughout their career) ... graduated in December, 2013 with a degree in Sport Management ... along with former teammates Chris Maragos and Trey Burton, launched TopTier Wealth Management in 2018, a financial management firm that aides professional athletes with their financial planning ... has two sons, Ayven and Lukah, with his wife, Ivana.

HICKS CAREER STATS

DATE	TEAM	GP	GS	TACKLES							INTERCEPTIONS						FUMBLES		
				TK	S	A	TFL	YDS	SK	YDS	QBH	NO	YDS	LG	TD	PD	FF	FR	YDS
2015	Eagles	8	5	49	42	7	1	3	1.0	6.0	1	2	67	67t	1	3	1	3	11
2016	Eagles	16	16	85	58	27	6	16	1.0	3.0	5	5	41	34	0	11	0	1	0
2017	Eagles	7	7	28	19	9	0	0	0.0	0.0	2	0	0	0	0	0	0	1	0
2018	Eagles	12	12	91	61	30	5	35	3.0	22.0	6	0	0	0	0	5	0	1	13
2019	Cardinals	16	16	156	110	46	11	27	1.5	11.5	7	3	64	48	0	6	2	1	0
NFL TOTALS		59	56	409	290	119	23	81	6.5	42.5	21	10	172	67t	1	25	3	7	24

HICKS POSTSEASON STATS

DATE	TEAM	GP	GS	TACKLES							INTERCEPTIONS						FUMBLES		
				TK	S	A	TFL	YDS	SK	YDS	QBH	NO	YDS	LG	TD	PD	FF	FR	YDS
2018	Eagles	2	1	12	9	3	1	1	0.0	0.0	0	0	0	0	0	0	0	0	0
NFL TOTALS		2	1	12	9	3	1	1	0.0	0.0	0	0	0	0	0	0	0	0	0

SINGLE-GAME HIGHS: DEFENSIVE

Total Tackles 16 vs. Detroit Lions, Sep 08, 2019
Sacks 1.5 at Jacksonville Jaguars, Oct 28, 2018
 ...1 more at 1.5.
Passes Defensed 2 vs. Indianapolis Colts, Sep 23, 2018
 ...4 more at 2.
Forced Fumbles 2 vs. Seattle Seahawks, Sep 29, 2019
Fumble Recoveries 1 at Seattle Seahawks, Dec 22, 2019
 ...6 more at 1.

Tackles For Loss 3 vs. Minnesota Vikings, Oct 23, 2016
Interceptions 2 vs. Dallas Cowboys, Jan 01, 2017
Interception Long Return 67 at Dallas Cowboys, Nov 08, 2015
Special Teams Tackles 1 at Dallas Cowboys, Nov 08, 2015

SINGLE-GAME HIGHS - POSTSEASON: DEFENSIVE

Total Tackles 9 at New Orleans Saints, Jan 13, 2019
Tackles For Loss 1 at Chicago Bears, Jan 06, 2019

A CAREER YEAR FOR HICKS

LB **Jordan Hicks** – signed as a free agent during the 2019 offseason – put together a breakout campaign in his first season with the Cardinals. Hicks – who led all NFL defenders in snaps (1,132) in 2019 – had a career-high 150 tackles, the third-highest total in the NFL last season.

NFL Leaders – Tackles (2019)

Rk	Player (Team)	Tackles
1	LB Bobby Wagner (Sea)	159
2	LB Blake Martinez (GB)	155
3	LB Jordan Hicks (AZ)	150
4	S Budda Baker (AZ)	147
5	LB Luke Kuechly (Car)	144

In the 2019 finale against the Rams, Hicks had his ninth outing with 10+ tackles on the season. That tied Seattle's Bobby Wagner for the most games with double-digit tackles in the NFL last year.

NFL Leaders – Games w/ 10+ Tackles (2019)

Rk	Player (Team)	Games
1t	Jordan Hicks (AZ)	9
1t	Bobby Wagner (Sea)	9
3t	Blake Martinez (GB)	8
3t	Todd Davis (Den)	8
5	Darius Leonard (Ind)	7

Hicks finished the year with 150 tackles, 1.5 sacks, 11 tackles for loss, seven QB hits, three INTs, six passes defensed, two forced fumbles and a fumble recovery. His 150 tackles, 11 tackles for loss and two forced fumbles were all career highs.

He was the only NFL player with 150+ tackles and at least three INTs in 2019, becoming the first NFL player to do so since Kiko Alonso, Luke Kuechly and Danny Trevathan all accomplished the feat in 2013.



DEANDRE HOPKINS

10 | WIDE RECEIVER | 6-1 | 212**COLLEGE:** Clemson**HOMETOWN:** Clemson, SC**HOW ACQUIRED:** TR-20 (Hou)**DOB:** June 6, 1992**YEARS NFL/CARDINALS:** 8/1**PRO BOWL SELECTION:** 2015, 2017, 2018, 2019

NOTE CARDS

- A four-time Pro Bowl (2015; 2017-19) and three-time first-team All-Pro (2017-19) selection, Hopkins had 632 receptions for 8,602 yards (13.6-yard avg.) and 54 TDs in 110 games (all starts) during his first seven NFL seasons. Has also started all six postseason games he played for the Texans, adding 37 receptions for 446 yards and a TD.
- Joins Eagles C Jason Kelce as the only offensive players in the NFL named first-team All-Pro each of the last three seasons (2017-19) and is one of only four total players in the NFL to have earned that distinction (Rams DT Aaron Donald and Seahawks LB Bobby Wagner).
- Hopkins is one of just three players in NFL history with at least 600 receptions, 8,500 yards and 50 TDs in his first seven seasons, joining Hall of Famer Marvin Harrison and 2020 Hall of Fame finalist Torry Holt.
- In NFL history, only Marvin Harrison (665) had more receptions in his first seven NFL seasons than Hopkins (632).
- Since entering the league as a first-round selection (27th overall) in the 2013 NFL Draft, Hopkins ranks third in the NFL in receptions, third in receiving yards and second in TD receptions.
- Over the last three seasons (2017-19), his 487 total targets and 31 TD receptions lead the NFL. In that same span, he ranks second in the NFL in receptions (315), third in receiving yards (4,115), third in first down receptions (218) and third in receptions of 25+ yards (41).
- Has at least one reception in all 110 career games played during the regular season. That represents the fifth-longest active streak in the NFL and the seventh-longest streak to begin a career in the Super Bowl era.
- In Week 11 of the 2019 season at Baltimore, Hopkins (27 years, 5 months, 12 days) became the second-youngest player in NFL history to reach 600 career receptions, trailing only Larry Fitzgerald. Three weeks prior (Week 8 vs. Oakland), Hopkins (27 years, 4 months, 22 days) became the third-youngest player in NFL history to reach 8,000 career receiving yards behind only Fitzgerald and Hall of Famer Randy Moss.
- One of just six players in NFL history to record 800+ receiving yards in each of his first seven NFL seasons, joining Jerry Rice, Keyshawn Johnson, Gary Clark, A.J. Green and T.Y. Hilton.
- Was named NFL Offensive Rookie of the Month (September) in 2013 and AFC Offensive Player of the Week (Week 6) in 2015.

PRO CAREER:

Selected by Houston in the first round (27th overall) of the 2013 NFL Draft. Signed a five-year contract extension with the Texans on 9/1/17. Traded to the Cardinals along with a 2020 fourth-round (131st overall) pick in exchange for RB David Johnson, a 2020 second-round (40th overall) and a 2021 fourth-round pick on 3/20/20.

2019: Named first-team All-Pro and voted to his fourth Pro Bowl after posting his third consecutive season with at least 1,000 receiving yards ... had 104 receptions for 1,165 yards and seven TDs in 15 games (15 starts) ... marked his third consecutive season being named first-team All-Pro ... also started both playoff contests and recorded postseason career highs in receptions (15) and receiving yards (208) ... marked his third season with more than 100 receptions, which is tied for the NFL's second most since 2013 (Antonio Brown) ... tied for the AFC lead with five games of 100+ receiving yards during the regular season ... registered at least five receptions in each game he played, extending his streak to 18 consecutive games with five-or-more catches, the longest active streak in the NFL ... led the team with 111 receiving yards and two TDs on eight catches (13.9 avg.) in the season-opener @ NO (9/9); had at least 100 receiving yards for a fourth consecutive game for the first time since Weeks 3-6 of the 2015 season, which tied the longest streak of games with 100+ receiving yards in his career ... registered seven receptions for 88 yards (12.6 avg.) vs. Atl (10/6), while appearing in his 100th-career game; became the 14th player in Texans history to

play in at least 100 games with the team ... finished with a team-high 106 receiving yards and a TD on nine receptions (11.8 avg.) @ Ind (10/20), notching his second 100-yard performance of the season and the 27th of his career; marked his 10th-consecutive game with at least five receptions ... totaled 109 receiving yards on a season-high 11 receptions vs. Oak (10/27), his second-consecutive 100-yard performance and the 28th of his career; surpassed 8,000 career receiving yards at 27 years, 4 months, 22 days old, becoming the third-youngest player in NFL history to reach the milestone behind Randy Moss (26 years, 9 months, 25 days) and Larry Fitzgerald (27 years, 3 months, 20 days) ... recorded 48 yards and a TD on eight receptions in the win vs. Jax (11/3) at Wembley Stadium in London; marked his 12th-consecutive game with at least five receptions, tying his own franchise record (12 straight in 2015) ... finished with a game-high 80 yards on seven receptions @ Bal (11/17); at 27 years, 5 months, 12 days old, reached 600 receptions for his career, becoming the second-youngest player in NFL history to reach the milestone (Larry Fitzgerald; 27 years, 3 months, 20 days); became the first player in Texans history to record at least seven catches in six-straight games and joined Michael Thomas (active) and Adam Thielen (2018) as the only players in the last four seasons (2016-19) to accomplish the feat ... posted 94 yards and two TDs on six receptions vs. Ind (11/21), marking his second game during the season with multiple TD receptions; was his 10th career game with multiple TD catches, tying Andre Johnson (10) for the most such games in franchise history ... recorded a team-high 64 receiving yards on five receptions and



threw his first career TD pass vs. NE (12/1); threw a six-yard TD pass to Deshaun Watson in the fourth quarter; extended his streak to 15 consecutive games with at least five receptions, the longest streak in team history ... led the team with 120 receiving yards and a TD on seven receptions vs. Den (12/8); registered his AFC-leading fourth 100-yard performance of the season and his 29th career game with at least 100 receiving yards ... finished with 119 receiving yards on six receptions (19.8 avg.) @ Ten (12/15), including 98 receiving yards on four catches in the fourth quarter; marks the second-most fourth quarter receiving yards in a game in franchise history, trailing his own record in Week 8 of 2017 at Seattle (106); it was his second-consecutive game with 100 receiving yards and fifth 100-yard outing of the season ... totaled six receptions for 90 yards and converted a two-point conversion in Wild Card win vs. Buf (1/4/20); hauled in the longest reception in Texans postseason history with a 41-yard grab and passed Andre Johnson (25) for the most career postseason receptions in franchise history with 28 ... established postseason career highs for receptions (nine) and receiving yards (118) in the Divisional Round matchup @ KC (1/12/20); his 118 receiving yards set a Texans postseason record and his nine catches are tied for the second-most in team history in a playoff contest; became the third player in team history to record 100+ receiving yards in a playoff game, joining Andre Johnson (2011) and Keke Coutee (2018); extended his streak to six consecutive postseason games with at least five receptions, the longest active streak in the NFL, the longest streak in franchise history and tied for the fifth longest playoff streak in NFL history, trailing only Julian Edelman (13 games from 2013-2018), Wes Welker (10, 2007-13), Jerry Rice (10, 1988-92) and Antonio Brown (seven, 2011-17).

COLLEGE:

Played three seasons (2010-12) at Clemson where he appeared in 39 games (32 starts) and totaled 206 receptions for 3,020 yards (14.7 avg) and 27 TDs ... also added 32 yards on a pair of kickoff returns and 82 yards on 12 punt returns (6.8 avg) to amass 3,134 all-purpose yards, an average of 80.4 yards per game ... left Clemson ranked first in school history in receiving yards, first in receiving TDs, first in 100-yard receiving games (12) and second in receptions ... became the second player in ACC history to total

at least 50 receptions as both a freshman and sophomore ... had at least one reception in each of his last 36 games, tied for a school record ... only player school history with multiple 100-yard receiving performances in bowl games (105 vs. South Florida in the 2010 Meineke Car Care Bowl; 107 vs. West Virginia in the 2012 Orange Bowl; 191 yards vs. LSU in the 2012 Chick-fil-A Bowl), as he tallied 32 receptions for 403 yards and three TDs in three postseason appearances ... his 3,020 receiving yards are the 11th-highest total by an ACC player and second in Clemson history behind only Sammy Watkins and his 27 TD catches tied Herman Moore of Virginia (1988-90) and Sammy Watkins (2011-13) for ninth on the ACC all-time record chart.

PERSONAL:

Attended D.W. Daniel (Central, SC) High School where he had 57 receptions for 1,266 yards and 18 TDs on offense and 28 INTs (including five returned for TDs) during his prep career ... also returned 11 punts for 289 yards and three TDs, along with two kickoff returns for 119 yards and one TD as a senior ... rated the 12th-best WR in the nation and the state's eighth-best overall prospect by Rivals.com, and was the 14th-ranked CB by Scout.com ... Super Prep's sixth-ranked athlete in the state, he received All-State first-team honors from the Charlotte Observer and The State, adding All-Southern honors from the Orlando Sentinel ... finalist for state's "Mr. Football" accolade, he was twice named All-State (defense) by the AP ... participated in the Offense-Defense All American game and the Shrine Bowl ... two-time Seneca Daily Journal Player of the Year and Anderson Independent Player of the Year choice, in addition to receiving Class AAA All-State honors from the High School Sports Report as a junior and senior ... added co-region player of the year recognition as a senior and was a three-time all-region pick ... led D.W. Daniel High to a 37-4 record during his career ... also a four-year starter for the school's basketball team, he earned All-State honors three times and tallied more than 1,300 points, 400 rebounds, 600 assists and 200 steals in his prep career ... led the basketball team to a state title as a senior, the school's first title since 1967 ... uncle, the late Terry Smith, had 162 receptions as a Clemson Tiger from 1990-93 ... majored in Community Recreation, Sport and Camp Management.

DEANDRE JOINS THE RED SEA

In exchange for WR **DeAndre Hopkins** and a 2020 fourth-round (131st overall) pick, the Cardinals traded RB David Johnson, a 2020 second-round (40th overall) and a 2021 fourth-round pick to the Texans in March.

Hopkins – who has missed just two games in his seven-year NFL career – is tied for the second-most receptions (632) and has the seventh-most receiving yards (8,602) by a player through his first seven seasons in league history.

NFL History – Receptions (First Seven Seasons)

Rk	Player (Years)	Rec
1	Marvin Harrison (1996-2002)	665
2t	DeAndre Hopkins (2013-19)	632
2t	Antonio Brown (2010-16)	632
4	Torry Holt (1999-2005)	619
5	Larry Fitzgerald (2004-10)	613

NFL History – Receiving Yards (First Seven Seasons)

Rk	Player	Yards
1	Torry Holt (1999-2005)	9,487
2	Calvin Johnson (2007-13)	9,328
3	Randy Moss (1998-2004)	9,142
4	Jerry Rice (1985-91)	9,072
5	Julio Jones (2011-17)	9,054
6	Marvin Harrison (1996-2002)	8,800
7	DeAndre Hopkins (2013-19)	8,602
8	Antonio Brown (2010-16)	8,377
9	Chad Johnson (2001-07)	8,365
10	A.J. Green (2011-17)	8,213

A TOP TARGET IN THE NFL

Since entering the NFL in 2013, **Hopkins** leads the NFL in targets (1,048), ranks third in receptions (632), third in receiving yards (8,602), second in receiving touchdowns (54), second in receiving first downs (452) and third in receptions of 20-or-more yards (124).

Category	Hopkins	NFL Rank
Targets	1,048	1st
Receptions	632	3rd
Receiving Yards	8,602	3rd
Receiving TDs	54	2nd
First Down Rec.	452	2nd
25+ Yard Rec.	124	3rd

- He is just the third player in NFL history – joining Marvin Harrison and Torry Holt – with at least 600 receptions, 8,500 yards and 50 TDs in his first seven seasons.
- Hopkins is the only NFL receiver with least 75 receptions each season since 2014, including a career-high and AFC-leading 115 in 2018.
- He is one of just four NFL receivers – Marvin Harrison, Brandon Marshall and Jerry Rice – to record multiple seasons with at least 100 receptions, 1,500 receiving yards and 11 receiving TDs.
- Hopkins recorded at least 50 receiving yards in 21-consecutive games from Week 8 of 2017 through Week 13 of 2018, marking third-longest streak in NFL history.
- He has 32 receiving TD at home in his NFL career (2013-19), which is the second-most in the league in that span. He is also one of three players in NFL history with a TD reception in all eight home games of a season.



ALREADY AN ACCOMPLISHED CAREER

In Week 11 of the 2019 season, WR **DeAndre Hopkins** became the second-youngest player in NFL history to reach 600 career receptions (27 years, 5 months, 12 days), trailing only WR **Larry Fitzgerald**.

NFL History – Youngest Players with 600 Receptions (All-Time)

Rk	Player (Years)	Age
1	Larry Fitzgerald (2004-09)	27 yrs, 3 months, 20 days
2	DeAndre Hopkins (2013-19)	27 yrs, 5 months, 12 days
3	Randy Moss (1998-2005)	28 yrs, 8 months, 25 days

He also became the third-youngest player in NFL history to reach 8,000 career receiving yards (27 years, 4 months, 22 days old) in Week 8 against Oakland, trailing only Fitzgerald and WR Randy Moss.

NFL History – Youngest Players with 8,000 Receiving Yards (All-Time)

Rk	Player (Years)	Age
1	Randy Moss (1998-2005)	26 yrs, 9 months, 25 days
2	Larry Fitzgerald (2004-09)	27 yrs, 3 months, 20 days
3	DeAndre Hopkins (2013-19)	27 yrs, 4 months, 22 days

ANOTHER 100-CATCH/1,000-YARD CAMPAIGN

In 2019, Hopkins had 104 receptions (tied for third in the NFL) for 1,165 yards and seven TDs, marking his fifth 1,000-yard receiving campaign in the last six seasons. He has tallied seven-consecutive seasons with at least 800 receiving yards, which trails only Jerry Rice (12) and Gary Clark (9) for the most such campaigns to start an NFL career.

NFL Leaders – Receptions (2019)

Rk	Player	Rec
1	Michael Thomas (Saints)	149
2	Christian McCaffrey (Panthers)	116
3	Keenan Allen (Chargers)	104
4	DeAndre Hopkins (Texans)	104
5	Julian Edelman (Patriots)	100
6	Julio Jones (Falcons)	99
7	Allen Robinson (Bears)	98
8	Travis Kelce (Chiefs)	97
9	Cooper Kupp (Rams)	94
10	Austin Ekeler (Chargers)	92

HOPKINS CAREER STATS

DATE	TEAM	GP	GS	RECEIVING					RUSHING				
				NO.	YDS	AVG	LG	TD	NO.	YDS.	AVG.	LG	TD
2013	Texans	16	16	52	802	15.4	66	2	0	0	0.0	0	0
2014	Texans	16	16	76	1,210	15.9	76t	6	0	0	0.0	0	0
2015	Texans	16	16	111	1,521	13.7	61t	11	0	0	0.0	0	0
2016	Texans	16	16	78	954	12.2	51	4	0	0	0.0	0	0
2017	Texans	15	15	96	1,378	14.4	72t	13	0	0	0.0	0	0
2018	Texans	16	16	115	1,572	13.7	49t	11	1	-7	-7.0	-7	0
2019	Texans	15	15	104	1,165	11.2	43t	7	2	18	9.0	12	0
NFL TOTALS		11	11	632	8,602	13.6	76t	54	3	11	3.7	12	0
		0	0										

HOPKINS POSTSEASON STATS

DATE	TEAM	GP	GS	RECEIVING					RUSHING				
				NO.	YDS	AVG	LG	TD	NO.	YDS.	AVG.	LG	TD
2015	Texans	1	1	6	69	11.5	17	0	0	0	0.0	0	0
2016	Texans	2	2	11	132	12.0	38	1	0	0	0.0	0	0
2018	Texans	1	1	5	37	7.4	13	0	0	0	0.0	0	0
2019	Texans	2	2	15	208	13.9	41	0	0	0	0.0	0	0
NFL TOTALS		6	6	37	446	12.1	41	1	0	0	0.0	0	0

SINGLE-GAME HIGHS: OFFENSIVE

Rush Attempts 1 vs. Denver Broncos, Dec 08, 2019
...2 more at 1.

Rushing Yards 12 vs. Denver Broncos, Dec 08, 2019

Longest Runs 12 vs. Denver Broncos, Dec 08, 2019

Receptions 12 vs. Jacksonville Jaguars, Dec 30, 2018

Receiving Yards 238 vs. Tennessee Titans, Nov 30, 2014

Longest Reception 76t vs. Washington, Sep 07, 2014

Receiving TDs 3 vs. Kansas City Chiefs, Oct 08, 2017

All-purpose yards vs. Tennessee Titans, Nov 30, 2014

Miscellaneous Tackles 2 vs. Tennessee Titans, Oct 02, 2016

Most TDs 3 vs. Kansas City Chiefs, Oct 08, 2017



SINGLE-GAME HIGHS - POSTSEASON: OFFENSIVE

Receptions 9 at Kansas City Chiefs, Jan 12, 2020
Receiving Yards 118 at Kansas City Chiefs, Jan 12, 2020
Longest Reception 41 vs. Buffalo Bills, Jan 04, 2020
Receiving TDs 1 vs. Oakland Raiders, Jan 07, 2017

All-purpose yards 118 at Kansas City Chiefs, Jan 12, 2020
Miscellaneous Tackles 1 at New England Patriots, Jan 14, 2017
 ...1 more at 1.
Most TDs 1 vs. Oakland Raiders, Jan 07, 2017

HISTORIC CONSISTENCY FROM #10

WR **DeAndre Hopkins** has recorded at least one reception in every game he has played (110 straight), the NFL's longest active streak to start a career and the seventh-longest streak to start a career during the Super Bowl era.

NFL Record – Consecutive Games w/ a Reception to Start a Career

Rk	Player	Dates	Games
1	Marvin Harrison	9/1/96-12/28/08	190
2	Keyshawn Johnson	9/1/96-12/31/06	167
3	Marshall Faulk	9/4/94-12/19/04	158
4	Jeremy Shockey	9/5/02-1/1/12	136
5	Calvin Johnson	9/9/07-1/3/16	135
6	Michael Crabtree	10/25/09-11/26/17	120
7	DeAndre Hopkins	9/9/13-Present	110
8	Randy Moss	9/6/98-10/17/04	101

It also marks the fifth-longest active streak overall, a mark held by his Cardinals teammate WR **Larry Fitzgerald** since 2004.

NFL Leaders – Consecutive Games with a Reception (Active)

Rk	Player (Team)	Gms	Start Date
1	Larry Fitzgerald (AZ)	243	11/7/04
2	Antonio Brown (Pit/NE)	129	10/3/10
3	Julio Jones (Atl)	118	12/4/11
4	Golden Tate (Det/Sea/Phi/NYG)	115	10/28/12
5	DeAndre Hopkins (Hou)	110	9/9/13

In 110 career games, Hopkins has eclipsed the 100-yard receiving mark 30 times, which ranks third among NFL players since 2013 and eighth among active NFL players.

In 2019, he posted five 100-yard performances, tied for the AFC lead and tied for fourth in the league.

CARDINALS IN THE COMMUNITY

Since entering the NFL in 2013, WR DeAndre Hopkins has served as a tireless advocate for those in need and has participated in a host of events to support local communities – from his hometown in Central, SC to Houston and now in the Valley.

It didn't take long for the All-Pro wideout to make a significant impact in Arizona. On March 27, 2020 – just a week after being acquired by the Cardinals – Hopkins announced a \$150,000 donation to the Arizona Coronavirus Relief Fund, which was established to provide financial support to multiple organizations dealing with the impact of COVID-19. Money raised by Arizona Relief Fund helped purchase Personal Protective Equipment for medical personnel working with the coronavirus patients; support non-profits that aid the most vulnerable such as food banks, homeless shelters and domestic violence facilities; and provide technology for disadvantaged students needed for online learning.

Having experienced firsthand its devastating effects while growing up in South Carolina, Hopkins has used his platform as an NFL star to serve as an advocate for the victims of domestic violence.

Much of Hopkins' advocacy is done through the nonprofit SMOOOTH (Speaking Mentally, Outwardly Opening Opportunities Toward Healing) Foundation, established by his mother, Sabrina Greenlee, in 2013. Left blind by a 2002 incident of domestic violence, Greenlee started SMOOOTH in order to assist survivors of domestic violence. In addition to providing financial assistance to the foundation, Hopkins also spends time meeting with women his mother mentors and speaking to high school students about his past experiences.

During his time in Houston, Hopkins was a consistent presence at community events with the Texans, making visits to the Texas Children's Hospital to deliver teddy bears, joining teammate J.J. Watt for the J.J. Watt Charity Softball Classic, taking part in the Texans Champions of Youth Dinner at Steak 48, hosting numerous visits with children through the Make-A-Wish Foundation and working closely with the Boys & Girls Club.

In January of 2019, Hopkins donated his \$29,000 game check from the Texans Wild Card matchup to the family of Jazmine Barnes, a seven-year-old girl who was killed in a drive-by shooting in Houston. Hopkins' donation covered the funeral costs and helped bring the perpetrator to justice. In August, Hopkins purchased new football helmets and chinstraps for all the kids playing for youth football teams in his hometown of Central.

Hopkins joined former teammate Andre Johnson in 2018 to host a special holiday evening for the Madge Bush Transitional Living Center. The pair handed out gifts, interacted with fans and hosted dinner at the Living Center, a charity that provides housing for up to 24 months to sufferers of homelessness or domestic violence, with a focus on single mothers and their children.

Pairing his on-field performance with his charitable giving in 2016, Hopkins donated \$1,000 for every TD scored during the month of October to AVDA-Aid, a charity that assists the victims of domestic violence.

In 2015, Hopkins teamed up with former Daniel (SC) High School and Clemson University teammate Jarvis Jenkins to host the DeAndre Hopkins & Jarvis Jenkins Football Camp. Free for children ages 6-18, the event was held in their hometown of Central and featured football drills and team-building activities. That was the first in a series of summer camps hosted by Hopkins during his time in the NFL.


In 2014, Hopkins took part in the Texans Care initiative, serving as the spokesman for the Houston Food Bank and Souper Bowl of Caring. Through the initiative, he raised awareness for hunger relief through volunteer activities and nutrition education. Hopkins also visited the Food Bank to meet with children and families and spoke at events to raise awareness for the issue.

For more information on the non-profit SMOOOTH Foundation, please visit www.smoothinc.org/





D.J. HUMPHRIES

74 | OFFENSIVE LINEMAN | 6-5 | 307**COLLEGE:** Florida**HOW ACQUIRED:** D1-15**YEARS NFL/CARDINALS:** 6/6**HOMETOWN:** Charlotte, NC**DOB:** December 28, 1993

NOTE CARDS

- Cardinals first-round selection (24th overall) in the 2015 NFL Draft, Humphries signed a three-year contract with Arizona on 2/18/20.
- Started all 43 NFL games he has played, including the first 10 at RT before moving to LT full-time prior to the 2017 season.
- Started all 16 games at LT for the NFL's 10th-ranked rushing offense (1,990 yards) that averaged a single-season franchise-record 5.03 yards per carry (second in the NFL) in 2019.
- Protected the blindside of QB Kyler Murray in 2019, as the #1 overall pick in the '19 NFL Draft went on to win NFL Offensive Rookie of the Year after becoming the second rookie in NFL history with at least 3,500 passing yards and 500 rushing yards.

PRO CAREER:

Selected by the Cardinals in the first round (24th overall) of the 2015 NFL Draft, Humphries started 43 games – 33 at LT and 10 at RT – in his first five NFL seasons. Signed a three-year contract with Arizona on 2/18/20.

2019: Started all 16 games at LT for the NFL's 10th-ranked rushing offense (1,990 yards) that averaged a single-season franchise-record 5.03 yards per carry (second in the NFL) ... part of a unit that gained 514 total yards and 266 rushing yards @ Cin (10/6), the most by a Cardinals offense since 12/6/15 @ StL (524) and 11/27/11 @ StL (268), respectively; blocked for Kyler Murray (93), David Johnson (91) and Chase Edmonds (68) who formed the first trio of Cardinals players to rush for 60+ yards in a game since 10/19/75 vs. Phi ... helped the offense gain 442 total yards including 340 passing yards vs. Atl (10/13); part of an O-line that did not permit a sack, allowing Murray to complete 27-of-37 passes for 340 yards, three TDs and a 128.2 passer rating against the Falcons ... part of a Cardinals rushing attack that gained 156 yards and scored three TDs on 38 carries in rainy conditions @ NYG (10/20); helped lead Edmonds to the end zone on 20, 20 and 22-yard carries, marking the first time in franchise history – and just the sixth time in NFL history – a player had at least three rushing TDs of 20+ yards in a game ... part of an offense that scored 25 points and three TDs, gained 357 total net and 153 rushing yards and averaged 7.1 yards per play and 7.6 yards per pass attempt on Thursday Night Football vs. SF (10/31), all representing season highs allowed by the NFL's #1-ranked defense through Week 9 ... protected Murray, who threw for 324 yards and three TDs on 27-of-44 passing @ TB (11/10) ... part of an offensive unit that tallied season highs with 38 points, six scoring drives, five TDs, four rushing TDs, 7.4 yards per play and 26 first downs while not allowing a sack vs. Cle (12/15); helped lead Kenyan Drake to 137 rushing yards and a career-high four rushing TDs, the most by a Cardinals player since Ronald Moore had four vs. LAR (12/5/93) ... part of an offense that gained 412 total net yards and 253 rushing yards @ Sea (12/22), marking

the first time since 1982 the Cardinals rushed for 200+ yards in consecutive games.

COLLEGE:

Appeared in 29 games (19 starts) at LT before declaring for the NFL Draft following his junior season ... started all 10 games in which he appeared at LT in 2014, missing two games due to injury ... Gators rushed for 100+ yards in all 10 games he played, including four games with 200+ yards and a season-best 418 yards on the ground vs. Georgia ... Florida also posted 20 rushing TDs in his 10 games ... helped the offense accumulate 655 net yards of offense and seven TDs in a 65-0 victory over Eastern Michigan in the season opener ... part of an offensive line that allowed one sack or fewer in six of 10 games he started, including four games with no sacks ... played in seven games as a sophomore, starting the first six at LT, before a knee injury ended his season ... in the six games he started, the Gators averaged 178.5 rushing yards per game, compared to 113.0 rushing yards per game in the six games he did not start ... team averaged more than 100 fewer net yards per game in the games he did not start (367.8 ypg vs. 265.5 ypg) ... appeared in all 12 games (three starts) as a true freshman and was named to the SEC Coaches All-Freshman team and was a Sporting News Freshman All-American ... enrolled in January of 2012.

PERSONAL:

Attended Mallard Creek (Charlotte, NC) High School, where he was named a first-team high school All-American by USA Today, ESPN, Rivals.com, MaxPreps and Sports Illustrated ... started all four seasons and did not allow a sack over the final three years of his prep career ... led Mallard Creek to a 13-1 record and berth in the NCHSAA Class 4AA State Semifinals ... named an AP All-State first-team selection ... selected to participate in the 2012 U.S. Army All-America Bowl ... serves as a spokesperson for the NFL's Fuel Up To Play 60 program partnering with the Dairy Council of Arizona ... married his wife, Briyana, during the 2020 offseason.



HUMPHRIES CAREER STATS

DATE	TEAM	GP	GS
2016	Cardinals	13	13
2017	Cardinals	5	5
2018	Cardinals	9	9
2019	Cardinals	16	16
NFL TOTALS		43	43

BRETT HUNDLEY

7 | QUARTERBACK | 6-3 | 226

COLLEGE: UCLA

HOW ACQUIRED: UFA-19 (Sea)

YEARS NFL/CARDINALS: 6/2

HOMETOWN: Chandler, AZ

DOB: June 15, 1993



NOTECARDS

- Selected by the Packers in the fifth round (147th overall) of the 2015 NFL Draft out of UCLA and spent his first five seasons with Green Bay (2015-17), Seattle (2018) and Arizona (2019). Signed a one-year contract with the Cardinals on 3/14/19 and again on 3/22/20.
- A native of Chandler, AZ, Hundley attended Chandler High School where he was named the Gatorade Player of the Year in the state of Arizona as a junior in 2009.
- As a senior at Chandler High, was named the Arizona Cardinals High School Player of the Week in November of 2010.

PRO CAREER:

The Packers fifth-round selection (147th overall) in the 2015 NFL Draft, Hundley spent three seasons with Green Bay (2015-17) before being traded to Seattle on 8/30/18. Signed a one-year contract with Arizona on 3/14/19 as a free agent. Agreed to terms on a one-year deal with the Cardinals on 3/22/20.

2019: Saw relief action in three games and DNP in 13 other contests ... threw for 49 yards on 5-of-11 passing and run for 41 yards on seven carries ... made his Cardinals debut in the final possession of the game @ NO (10/27) ... subbed for an injured Kyler Murray and saw his most extensive action in nearly two years while completing 4-of-9 passes for 49 yards, adding 35 yards on six carries and leading the Cardinals to a win @ Sea (12/22); directed six drives during which the Cardinals ran 33 plays, gained 131 total yards, converted 10 first downs and scored one TD ... entered the game during Arizona's fourth-quarter TD drive @ LAR (12/29), completing his only pass attempt and running for six yards.

COLLEGE:

Started all 40 games played in three seasons (2012-14) and became the first UCLA QB to lead the team to 9+ wins in three straight seasons as a starter ... finished his career ranked No. 1 in school history in passing TDs (75), total offense (11,713 yards) and completions (837) despite playing just three seasons ... ranked No. 2 in school annals in passing yards (9,966), rushing yards by a QB (1,747) and rushing TDs by a QB (30) at the end of his career ... threw for 300+ yards in a game 10 times ... only Cade McNown (44) started more games at QB for the Bruins ... as a junior in 2014, started all 13 games and threw for 3,155 yards and 22 TDs with just five INTs on 271-of-392 passing ... his 69.1 completion percentage ranked No. 2 in school history and No. 1 among QBs with 200+ completions in a season ... added 644

rushing yards and 10 TDs on 159 attempts (4.1 avg.) ... finalist for the Manning Award and the Johnny Unitas Golden Arm Award and was a semifinalist for the Davey O'Brien Award ... earned second-team All-Pac-12 honors and was a team co-captain ... received the team's Red Sanders Award for MVP and the Bobby Field Captains Award ... posted five 300-yard passing games and two 100-yard rushing games ... as a sophomore in 2013, started all 13 contests and completed 248-of-371 passes (66.8%) for 3,071 yards and 24 TDs with nine INTs ... rushed for a career-high 748 yards, the third most by a Bruins QB in a season, and a career-best 11 TDs on 160 carries (4.7 avg.) ... earned honorable mention All-Pac-12 recognition and was a team co-captain ... became the first Bruin ever to throw for a TD (17-yard pass), run for a score (36-yard run) and catch a TD pass (7-yard reception) when he did so @ Utah (Oct. 3) ... started all 14 contests as a freshman in 2012 and set a school record for the most passing yards in a season with 3,740 on 318-of-478 passing (66.5%) ... his 318 completions established a school single-season record ... threw 29 TD passes, the second most in a season in school annals behind only Drew Olson (34 in 2005) ... added 355 rushing yards and nine TDs on 160 carries (2.2 avg.), giving him a school-record 4,095 yards of total offense on the season ... earned honorable mention All-Pac-12 recognition ... scored a TD on his first collegiate play, a 72-yard run in the season opener @ Rice.

PERSONAL:

Attended Chandler (AZ) High School where he was named a SuperPrep All-American as a senior in 2010 after completing 139-of-225 pass attempts (61.8%) for 2,348 yards, 20 TDs and just two INTs ... added a team-high 856 rushing yards (7.0 avg.) and nine TDs ... awarded the Arizona Cardinals High School Player of the Week in November of '10 ... named SuperPrep's Far West Offensive Player of the Year and was rated as the No. 3 QB in the nation by Scout.com and SuperPrep ... played in the Under Armour All-Star Game following his senior campaign and threw a 58-yard



PLAYERS

TD pass ... won the passing competition at the UnderArmour All-American Game Skills Challenge ... named Arizona's Gatorade Player of the Year as a junior in 2009 after completing 107-of-170

pass attempts (62.9%) for 1,517 yards, 16 TDs and just two INTs ... also rushed for 1,208 yards and 12 TDs ... father, Brett Sr., played RB at the University of Arizona, and his uncle, Albert Hundley, played QB at Wichita State ... majored in Sociology.

CARDINALS IN THE COMMUNITY

Arizona native and former Chandler H.S. quarterback Brett Hundley joined the Cardinals during the 2019 offseason. After leaving his hometown for college at UCLA and then the NFL with Green Bay and Seattle, Hundley wanted to give back to the community where he was raised.

He has done that through a combination of team community events and his foundation. Hundley and his sister, Paris, established the Hundley Foundation in 2019 to improve the lives of children and families in need by supporting initiatives that focus on health, wellness and education.

During the COVID-19 pandemic, the Hundley Foundation donated more than 2,000 meals to Phoenix Children's Hospital, allowing their team of nurses and physicians to continue healing, serving and caring for their patients. The foundation made a similar contribution to the Detroit Police Department, providing hundreds of meals to law enforcement officers on the front lines of the public health crisis.

Since 2011, Hundley has been involved with many charitable organizations and fundraisers in the fight against epilepsy, a cause close to his heart. He was inspired to fight epilepsy and find a cure to help Paris, who battles the disorder. Brett first became involved through the Epilepsy Foundation of Greater Los Angeles' "END epilepsy" campaign during his time in college at UCLA and has since teamed with the foundation to become a National Ambassador for the Athletes vs Epilepsy Initiative. As part of the NFL's "My Cause, My Cleats" campaign, Hundley's customized cleats supported the Epilepsy Foundation partnering with the Athletes vs. Epilepsy program.

He has volunteered at countless team community events, including taking part in the annual "Paw Express" event last December. Hundley delivered stuffed toy dogs to children in the pediatric unit at Phoenix Children's Hospital with the Cardinals Women's Club, front office personnel and several teammates to help spread holiday cheer. Hundley has been a regular participant in the team's "Milk and Cookies" program, visiting elementary schools throughout the Valley to promote literacy by reading to children. He also takes part in team kids camps, helping to promote the NFL's "Play 60" campaign to encourage kids get at least 60 minutes of exercise every day.

For more information on Hundley's foundation, visit www.hundleyfoundation.org.



HUNDLEY CAREER STATS

DATE	TEAM	GP GS		PASSING											RUSHING				
				ATT.	CMP.	PCT.	YDS	AVG.	TD	INT.	LG	SK	LST	RATE	NO.	YDS.	AVG.	LG	TD
2016	Packers	4	0	10	2	20.0	17	1.7	0	1	9	0	0	0.0	3	-2	-0.7	0	0
2017	Packers	11	9	316	192	60.8	1,836	5.8	9	12	55t	29	197	70.6	36	270	7.5	24	2
2019	Cardinals	3	0	11	5	45.5	49	4.5	0	0	28	2	11	58.5	7	41	5.9	14	0
TOTALS		18	9	337	199	59.1	1,902	5.6	9	13	55t	31	208	67.6	46	309	6.7	24	2

HUNDLEY POSTSEASON STATS

DATE	TEAM	GP GS		PASSING											RUSHING				
				ATT.	CMP.	PCT.	YDS	AVG.	TD	INT.	LG	SK	LST	RATE	NO.	YDS.	AVG.	LG	TD
2016	Packers	1	0	0	0	0.0	0	0.0	0	0	0	0	0	0.0	1	14	14.0	14	0
TOTALS		1	0	0	0	0.0	0	0.0	0	0	0	0	0	0.0	1	14	14.0	14	0

SINGLE-GAME HIGHS: QUARTERBACK

Pass Attempts 46 at Cleveland Browns, Dec 10, 2017
Pass Completions 35 at Cleveland Browns, Dec 10, 2017
Yards Passing 265 at Cleveland Browns, Dec 10, 2017
TD Passes 3 at Cleveland Browns, Dec 10, 2017
 ...1 more at 3.
Long Passes 55t at Pittsburgh Steelers, Nov 26, 2017
Completion Percentage 76.1 at Cleveland Browns, Dec 10, 2017

Passer Rating 134.3 at Pittsburgh Steelers, Nov 26, 2017
Rush Attempts 7 at Cleveland Browns, Dec 10, 2017
 ...1 more at 7.
Rushing Yards 66 vs. Tampa Bay Buccaneers, Dec 03, 2017
Longest Runs 24 vs. Minnesota Vikings, Dec 23, 2017
Rushing TDs 1 vs. Detroit Lions, Nov 06, 2017
 ...1 more at 1.

SINGLE-GAME HIGHS - POSTSEASON: QUARTERBACK

Rush Attempts 1 at Atlanta Falcons, Jan 22, 2017
Rushing Yards 14 at Atlanta Falcons, Jan 22, 2017

Longest Runs 14 at Atlanta Falcons, Jan 22, 2017



ANDY ISABELLA

89 | WIDE RECEIVER | 5-9 | 188


COLLEGE: Massachusetts

HOW ACQUIRED: D2b-19

YEARS NFL/CARDINALS: 2/2

HOMETOWN: Mayfield, OH

DOB: November 18, 1996



NOTE CARDS

- Second of the Cardinals second-round picks (62nd overall) in the 2019 NFL Draft out of Massachusetts, Isbella became the first UMass player ever drafted by the Cardinals. Just the second player in Cardinals history to come from UMass, joining Marcel Shipp (2001-07).
- Scored his first NFL TD on an 88-yard pass from fellow rookie Kyler Murray in Week 9 vs. San Francisco on Thursday Night Football. It was the seventh-longest offensive TD in Cardinals history and the third-longest rookie-to-rookie TD play in team annals.
- Named a Biletnikoff Award Finalist and consensus first-team All-American in 2018 after leading the FBS with a single-season program-record 1,698 receiving yards, which were 288 more than the second-ranked player. Ranked second in the country with 102 receptions and tied for fifth with 13 TD catches.
- Totaled 231 receptions for a school-record 3,526 yards and 30 TDs in 44 games during his college career. Added 40 carries for 342 yards and two TDs, 23 kickoff returns for 443 yards and nine punt returns for 77 yards.

PRO CAREER:

Selected by Arizona with its second pick in the second round (62nd overall) of the 2019 NFL Draft and played 15 games (one start) during his rookie season.

2019: Played 15 games (one start) and gained 309 all-purpose yards on nine receptions (189 yards), four carries (15) and five kickoff returns (105) ... returned four kickoffs for 86 yards, including a 32-yarder to the Cardinals 32-yard line to open the second half in his NFL debut vs. Det (9/8); joined fellow draft picks Kyler Murray, KeeSean Johnson and Byron Murphy to mark the first time since the 1970 NFL-AFL merger that the Cardinals had multiple rookies start on both sides of the ball in a season-opener ... inactive @ Bal (9/15) ... tallied two special teams tackles on punt coverage vs. Sea (9/29); stopped Tyler Lockett for a three-yard loss at the Seahawks nine-yard line on a third quarter punt return ... had 11 yards on two carries for a unit that gained 514 total yards and 266 rushing yards @ Cin (10/6), the most by a Cardinals offense since 12/6/15 @ StL (524) and 11/27/11 @ StL (268), respectively ... started and caught two passes for eight yards, including a five-yarder to move the chains on Arizona's TD drive on its opening possession @ NYG (10/20) ... caught an 88-yard TD pass with 4:53 remaining in the fourth quarter vs. SF (10/31), marking the third-longest rookie-to-rookie TD play in franchise history and the longest rookie-to-rookie TD pass in the NFL since 1971; also represented the seventh-longest offensive TD in Cardinals history and the eighth-longest pass play in team records ... gained 78 yards on three receptions (26.0-yard avg.), including a 55-yard catch-and-run to the Buccaneers 32-yard line in the third quarter @ TB (11/10).

COLLEGE:

Had 231 catches for a program-record 3,526 yards and 30 TDs in 44 games at UMass ... added 40 rushing attempts for 342 yards

and two TDs, 23 kickoff returns for 443 yards and nine punt returns for 77 yards ... registered 12 games with 100+ receiving yards, including three against top-25 opponents – 219 against No. 5 Georgia, 174 against No. 21 USF and 158 against No. 21 Mississippi State ... named a Biletnikoff Award Finalist and consensus first-team All-American after posting an FBS-leading and single-season school-record 1,698 receiving yards and 13 TDs (tied for fifth in the nation) on 102 catches (second) as a senior in 2018 ... ranked second among FBS WRs with 152.7 all-purpose yards per game ... totaled a single-game program-record 303 receiving yards and two TDs on nine receptions vs. Liberty, becoming the first FBS player with at least 300 yards on fewer than 10 catches ... capped his college career with a prolific output vs. No. 5 Georgia, gaining 219 yards and scoring two TDs on 15 receptions, the most by an opposing player in the history of Sanford Stadium (1929-present); his 219 receiving yards are the second-most all-time ... led the Minutemen in all receiving categories with 65 receptions for 1,020 yards and 10 TDs in 12 games (all starts) as a junior in 2017, earning second-team All-ECAC and first-team All-Independent (Phil Steele) honors ... one of just 10 FBS players with three or more 65+ yard TDs ... recorded 62 receptions for 801 yards and seven TDs in 12 games (10 starts) as a sophomore in 2016, receiving first-team All-Independent honors (Phil Steele) ... returned 17 kickoffs for 315 yards, caught two passes for seven yards and carried the ball three times for 28 yards in 10 games (one start) as a true freshman in 2015.

PERSONAL:

Prepped at Mayfield (OH) High School where he was a standout athlete on the track and the football field ... clocked the nation's fastest 60-meter time (6.72 second) as a senior in 2015 ... beat current Browns CB Denzel Ward for the 100-meter state title with a personal-best 10.51-second mark ... received just two Division I scholarship offers from Air Force and Massachusetts ... majored in Mechanical Engineering.



ISABELLA CAREER STATS

DATE	TEAM	GP	GS	RECEIVING					RUSHING				
				NO.	YDS	AVG	LG	TD	NO.	YDS.	AVG.	LG	TD
2019	Cardinals	15	1	9	189	21.0	88t	1	4	15	3.8	6	0
NFL TOTALS		15	1	9	189	21.0	88t	1	4	15	3.8	6	0

ISABELLA CAREER STATS

DATE	TEAM	RET.	KICKOFF RETURNS				PUNT RETURNS					
			YDS.	AVG.	LG	TD	NO.	FC	YDS	AVG	LG	TD
2019	Cardinals	5	105	21.0	32	0	0	0	0	0.0	0	0
NFL TOTALS		5	105	21.0	32	0	0	0	0	0.0	0	0

SINGLE-GAME HIGHS: OFFENSIVE

Rush Attempts	2 at Cincinnati Bengals, Oct 06, 2019	All-purpose yards	88 vs. San Francisco 49ers, Oct 31, 2019
Rushing Yards	11 at Cincinnati Bengals, Oct 06, 2019	Kickoff Returns	4 vs. Detroit Lions, Sep 08, 2019
Longest Runs	6 at Cincinnati Bengals, Oct 06, 2019	Kickoff Return Yards	86 vs. Detroit Lions, Sep 08, 2019
Receptions	3 at Tampa Bay Buccaneers, Nov 10, 2019	Longest Kickoff Return	32 vs. Detroit Lions, Sep 08, 2019
Receiving Yards	88 vs. San Francisco 49ers, Oct 31, 2019	Special Teams Tackles	2 vs. Seattle Seahawks, Sep 29, 2019
Longest Reception	88t vs. San Francisco 49ers, Oct 31, 2019	Most TDs	1 vs. San Francisco 49ers, Oct 31, 2019
Receiving TDs	1 vs. San Francisco 49ers, Oct 31, 2019		

KEESEAN JOHNSON

19 | WIDE RECEIVER | 6-1 | 201

COLLEGE: Fresno State

HOMETOWN: East Palo Alto, CA

HOW ACQUIRED: D6a-19

DOB: October 9, 1996

YEARS NFL/CARDINALS: 2/2



NOTE CARDS

- Selected by Arizona in the sixth round (174th overall) of the 2019 NFL Draft out of Fresno State, Johnson became the seventh Fresno State player drafted by the Cardinals. First Bulldog WR drafted since Davante Adams (2014).
- Played 52 games and established school records with 3,463 receiving yards and 275 receptions, 42 more than the previous record held by Adams (233). Led the Bulldogs in all receiving categories in each of his final three seasons and finished his college career with the most receptions and second-most receiving yards among active FBS players.
- Caught at least one pass in 51 of 52 games, including each of his final 50 college contests, which set school and Mountain West Conference records and stood as the longest streak among FBS players.

PRO CAREER:

Selected by Arizona in the sixth round (174th overall) of the 2019 NFL Draft and played 10 games (four starts) during his rookie season.

2019: Played 10 games (four starts) and caught 21 passes for 187 yards and a TD ... totaled 46 yards on five receptions, including catches of 15 and 11 yards on scoring drives in the third and fourth quarters vs. Det (9/8); joined fellow draft picks Kyler Murray, Zach Allen and Byron Murphy to mark the first time since the 1970 NFL-AFL merger that the Cardinals had multiple rookies start on both sides of the ball in a season-opener ... extended the Cardinals second-quarter scoring drive with a 31-yard reception to the Ravens 10-yard line on third-and-nine @ Bal (9/15); also converted a two-point attempt to make it a

three-point game in the fourth quarter against the Ravens ... started and had three receptions for 22 yards and a three-yard carry for a unit that gained 514 total yards and 266 rushing yards @ Cin (10/6), the most by a Cardinals offense since 12/6/15 @ StL (524) and 11/27/11 @ StL (268), respectively ... had 14 yards on two receptions for an offense that gained 442 total yards including 340 passing yards vs. Atl (10/13) ... caught two passes for 22 yards and his first-career TD on Thursday Night Football vs. SF (10/31); capped a seven-play, 83-yard scoring drive on Arizona's opening possession of the second half with a nine-yard TD reception.

COLLEGE:

Fresno State's all-time leader in catches (275) and receiving yards (3,463), while scoring 24 receiving TDs in 52 career games ...



finished his college career with the most receptions and second most receiving yards among active FBS players ... led the Bulldogs in all receiving categories in each of his final three college seasons ... caught at least one pass in 50 consecutive games to conclude his college career, which set school and conference records and stood as the longest streak in FBS ... named second-team All-Mountain West, started all 14 games and led the Bulldogs in receptions (95), receiving yards (1,340) and TDs (eight) for the third-straight year as a senior ... had the fifth-most receptions (95) and receiving yards (1,340) in single-season school history, ranking fifth and sixth among FBS players in 2018, respectively ... started all 14 games and led the team in receptions (77), receiving yards (1,013) and TDs (eight) for the second-straight season as a junior in 2017, earning second-team All-Mountain West ... started all 12 games and led the team in receptions (66), receiving yards (773) and TDs (six), receiving

honorable mention All-Mountain West recognition as a sophomore in 2016 ... had 37 receptions for 364 yards and two TDs, adding a seven-yard punt return in 12 games (10 starts) during his redshirt freshman campaign ... redshirted as a true freshman.

PERSONAL:

Two-way standout at Palo Alto (CA) High School where he helped help lead the Vikings to the 2013 Division II CIF Central Coast Section semifinals appearance ... caught 58 passes for 1,015 yards and 14 TDs and returned three punts for TDs as a senior ... also had 38 total tackles and three INTs on defense ... played guard on the Palo Alto basketball team ... older brother, Vince Miles, played safety at San Jose State (2014-15) after transferring from Arizona ... attended the same high school as Packers WR Davante Adams ... majored in Criminology-Law Enforcement.

JOHNSON CAREER STATS

DATE	TEAM	GP	GS	RECEIVING					RUSHING				
				NO.	YDS	AVG	LG	TD	NO.	YDS.	AVG.	LG	TD
2019	Cardinals	10	4	21	187	8.9	31	1	1	3	3.0	3	0
NFL TOTALS		10	4	21	187	8.9	31	1	1	3	3.0	3	0

SINGLE-GAME HIGHS: OFFENSIVE

Rush Attempts 1 at Cincinnati Bengals, Oct 06, 2019
Rushing Yards 3 at Cincinnati Bengals, Oct 06, 2019
Longest Runs 3 at Cincinnati Bengals, Oct 06, 2019
Receptions 5 vs. Detroit Lions, Sep 08, 2019
Receiving Yards 46 vs. Detroit Lions, Sep 08, 2019

Longest Reception 31 at Baltimore Ravens, Sep 15, 2019
Receiving TDs 1 vs. San Francisco 49ers, Oct 31, 2019
All-purpose yards 46 vs. Detroit Lions, Sep 08, 2019
Most TDs 1 vs. San Francisco 49ers, Oct 31, 2019

CARDINALS HAVE LONG HISTORY WITH INTERNATIONAL GAMES

In February, it was announced that the Cardinals would play a home game at Estadio Azteca in Mexico City during the 2020 season, but due to the Coronavirus pandemic, the NFL announced in May that all games this year would be played in the United States.

The Cardinals have a long history with international games and have participated in many global "firsts" for the league:

- The franchise played in the first NFL regular season game held outside the United States when they defeated the San Francisco 49ers 31-14 at Estadio Azteca in Mexico City on October 2, 2005.
- The team also played the first NFL game outside of North America on August 16, 1976 against the San Diego Chargers in Tokyo's Korakuen Stadium. The Cardinals won, 20-10.
- The first American football contest played on British soil was a tilt between the Cardinals and Minnesota Vikings in London's Wembley Stadium on August 6, 1983.



COMPLETE LIST OF CARDINALS INTERNATIONAL GAMES

Date	Opponent	Location	Result
August 5, 1959	Toronto Argonauts	Exhibition Stadium (Toronto)	W, 55-26
August 2, 1961	Toronto Argonauts	Exhibition Stadium (Toronto)	W, 36-7
August 16, 1976	San Diego Chargers	Korakuen Stadium (Tokyo)	W, 20-10
August 6, 1983	Minnesota Vikings	Wembley Stadium (London)	L, 10-28
October 2, 2005	San Francisco 49ers	Estadio Azteca (Mexico City)	W, 31-14
October 22, 2017	Los Angeles Rams	Twickenham Stadium (London)	L, 0-33



CHANDLER JONES

55 | LINEBACKER | 6-5 | 255**COLLEGE:** Syracuse**HOW ACQUIRED:** TR-16 (NE)**YEARS NFL/CARDINALS:** 9/5**HOMETOWN:** Endicott, NY**DOB:** February 27, 1990**PRO BOWL SELECTION:** 2015, 2017, 2019

NOTE CARDS

- Acquired by the Cardinals from the Patriots in exchange for Jonathan Cooper and a 2016 second-round pick (#61) on 3/15/16. Received the franchise tag on 2/27/17 and signed a new five-year contract on 3/10/17.
- Three-time Pro Bowl selection (2015, '17 and '19) and two-time first-team All-Pro (2017 and '19) has played 119 regular season games (116 starts), recording 461 tackles, 96.0 sacks, 27 forced fumbles, eight fumble recoveries, one INT and 25 passes defended.
- In April of 2020, named to the 2010-19 All-Decade Team by the Pro Football Hall of Fame's 48-member selection committee.
- One of six NFL defenders to earn multiple first-team All-Pro selections in the last three seasons (2017-19). Became the fifth defender – and first LB – in Cardinals history to be named a first-team All-Pro multiple times.
- Leads the NFL in sacks (96.0) and forced fumbles (27) since entering the league in 2012. Just five players in NFL history had more sacks in their first eight seasons than Jones. Leads the NFL and ranks second in franchise history with 60.0 sacks since joining the Cardinals in 2016. Also tied for second in the league with 66 tackles for loss and 17 forced fumbles during that span.
- Had 13.0+ sacks in each of the last three seasons (2017-19), trailing only Pro Football Hall of Famer Reggie White (four) for the most consecutive 13.0-sack campaigns in NFL history. Only player in the NFL with 10.0+ sacks in each of the last five seasons (2015-19) and the first player in Cardinals history with at least four 10.0+ sack campaigns (2016-19).
- Earned Pro Bowl, first-team All-Pro (AP, PFWA, Sporting News) and NFC Defensive Player of the Year (NFL Committee of 101) honors after establishing a single-season franchise record with 19.0 sacks (second in the NFL) and setting career highs with eight forced fumbles (tied for first) and seven strip-sacks (first) in 2019. Became the third NFL player – first since Reggie White (1986) – to post 4.0+ sacks in multiple games in a season.
- Earned a Pro Bowl selection and first-team All-Pro (AP, PFWA, Sporting News) honors after leading the NFL with 17.0 sacks in 2017. Jones, who became the first Cardinal to ever lead the league in sacks, also led the NFL in tackles for loss (28) and QB hits (38) that season. Named the Deacon Jones Award winner for leading the NFL in sacks.
- Has been named NFC Defensive Player of the Month (December, 2017; December, 2019), AFC Defensive Player of the Month (November, 2013), NFL Rookie of the Month (September, 2012), AFC Defensive Player of the Week (Week 2, 2014) and NFC Defensive Player of the Week (Week 5, 2018; Week 7, 2019 and Week 16, 2019).
- Became the third player in Cardinals history to be named Defensive Player of the Month after totaling 16 tackles, 5.0 sacks, eight tackles for loss, 12 QB hits and a forced fumble in December, 2017. Earned the award again with an NFL-high 6.0 sacks, 18 tackles, three forced fumbles, four tackles for loss and nine QB hits in the final four weeks of the 2019 season.

PRO CAREER:

Originally entered the NFL as a first-round pick (21st overall) of New England in the 2012 NFL Draft. Traded to the Cardinals in exchange for Jonathan Cooper and Arizona's 2016 second-round pick (#61) on 3/15/16. Received "non-exclusive" franchise tag on 2/27/17 and signed a new five-year contract with Cardinals on 3/10/17.

2019: Named a first-team All-Pro for the second time, becoming the fifth defender – and first LB – in franchise history to receive the accolade multiple times ... also selected to his third Pro Bowl, becoming the fourth LB in franchise history to earn multiple Pro Bowl selections and the first since E.J. Junior (1984-85) ... selected to the PFWA All-NFL Team and named the 2019 NFC Defensive Player of the Year by the NFL Committee of 101 ... voted a team captain for the second-straight year and started all 16 games for the fourth-consecutive season, establishing a single-season franchise record with 19.0 sacks and setting career highs with eight forced fumbles (tied for first) and seven strip-sacks (first) ... joined Robert Mathis (19.5 sacks and 10 forced fumbles in 2013) as the only NFL players with at least 19.0 sacks and eight forced fumbles in a season ... marked his second season with at least 17.0 sacks, which trails only Reggie White (three) and J.J. Watt (three) for the most in league history

... named NFC Defensive Player of the Month with an NFL-high 6.0 sacks, 18 tackles, three forced fumbles, four tackles for loss and nine QB hits in December ... recovered a fumble that he forced on a strip-sack of Matthew Stafford in the first quarter vs. Det (9/8); finished the game with nine tackles, two tackles for loss, a sack, a forced fumble and a recovery ... strip-sacked Kyle Allen twice, ending the Panthers first offensive drive of the game with a fumble that he forced and recovered vs. Car (9/22); totaled six tackles, 2.0 sacks, two QB hits, two forced fumbles and a fumble recovery in the game ... tallied four tackles, two QB pressures and a sack of Andy Dalton @ Cin (10/6) ... collected four tackles, a half-sack and a pass defended vs. Atl (10/13); paried with Terrell Suggs to take down Matt Ryan, who became the 40th QB sacked by Jones ... turned in one of the best performances of his career with five tackles, a career-high 4.0 sacks, three tackles for loss, four QB hits, a forced fumble and a fumble recovery @ NYG (10/20); became just the third player in Cardinals history to record at least 4.0 sacks in a game, joining Curtis Greer (4.5 vs. Philadelphia on 12/18/83) and Bertrand Berry (4.0 vs. the NY Giants on 11/14/04); became just the fifth NFL player with at least 4.0 sacks, a forced fumble and a fumble recovery in a single game since 2000; earned NFC Defensive Player of the Week honors for his performance against the Giants ... recorded two tackles, a tackle for loss, a sack and two QB hits on Thursday Night Football



vs. SF (10/31); dropped Jimmy Garoppolo for a seven-yard loss on third-and-nine to force a punt on the 49ers opening possession of the second half ... sacked Jameis Winston twice, including a strip-sack in the first quarter @ TB (11/10) ... posted four tackles, including two tackles for loss, and sacked Garoppolo for a seven-yard loss @ SF (11/17) ... passed Simeon Rice (53.5) for third place on the franchise all-time sacks list with a half-sack of Jared Goff vs. LAR (12/1) ... sacked Devlin Hodges for a 13-yard loss, forcing a fumble on the play, and batted down a pass on second-and-12 to stop the clock at 1:52 in the fourth quarter vs. Pit (12/8); finished with five tackles, a sack, a QB hit, a pass defended and a forced fumble against the Steelers ... tallied six tackles, a tackle for loss, one QB pressure and a six-yard sack of Baker Mayfield vs. Cle (12/15) ... recorded six tackles, 4.0 sacks, two tackles for loss, a career-high six QB hits and two forced fumbles @ Sea (12/22), becoming just the third player in NFL history with 4.0+ sacks in multiple games in a single season – Reggie White (2 in 1986) and Karl Mecklenburg (2 in 1985); passed Calais Campbell (56.5 in 138 games) for second place on the franchise all-time sacks list; registered two 4.0-sack performances in a nine-game stretch, which matched the previous franchise total throughout 584 games from 1982-2018; earned NFC Defensive Player of the Week honors for his performance against the Seahawks, becoming the second Cardinal (Antrel Rolle in 2007) to be named “Defensive Player of the Week” twice in a season since the award was created in 1984.

COLLEGE:

Played in 32 games (28 starts) and totaled 147 tackles, 27 tackles for loss, 10.0 sacks, one INT, five forced fumbles and a fumble recovery ... entered NFL Draft following his junior season ...

earned first-team All-Big East honors as a junior in 2011 when he made seven starts and had 38 tackles, 7.5 tackles for loss and a career-best 4.5 sacks ... also had two forced fumbles and an INT ... was a second-team all-conference selection as a sophomore after starting all 13 games and recording 57 tackles, 9.5 tackles for loss, four sacks, three forced fumbles and a fumble recovery ... received second-team National All-Freshman honors from Phil Steele in 2009 ... played all 12 games (eight starts) and finished with 52 tackles, 10 tackles for loss and 1.5 sacks ... member of the 2010 Spring Athletic Director's Honor's Roll ... redshirted in 2008.

PERSONAL:

Attended Union-Endicott (NY) High School where he was rated among the top 15 prospects in the state by Scout.com and Super Prep ... earned first-team All-State and all-Metro honors after totaling 75 tackles, seven sacks, two forced fumbles and three fumble recoveries as a senior in 2007 ... also played TE and averaged a team-high 17.4 yards per catch ... has two brothers: Arthur, a former NFL defensive tackle and Jon, a UFC fighter ... donated \$40,000 to Phoenix Children's Hospital after pledging \$20,000 for each of his sacks during the final two games of the 2018 season ... in March of 2010, donated 150,000 meals to food banks in both Arizona and his hometown of Endicott to assist with families affected by the Coronavirus outbreak; meals went to St. Mary's Food Bank and Midwest Food Bank of Arizona and also to Mother Teresa's Cupboard through the Catholic Charities of Broome County in New York ... graduated from Syracuse University with a degree in Human Development and Family Sciences on Mother's Day in 2020 almost three years after his mother, Camille, passed away.

JONES' SUCCESS NOTHING NEW

Since entering the NFL in 2012, LB **Chandler Jones** recorded six seasons with double-digit sacks. He leads the NFL in both sacks (96.0) and forced fumbles (27) since his rookie season, and he is the only NFL player with 10.0+ sacks in each of the last five seasons (2015-19).

NFL Leaders – Sacks (2012-19)

Rk	Player	Sacks
1	Chandler Jones (AZ)	96.0
2	Von Miller (Den)	94.5
3	J.J. Watt (Hou)	90.5
4	Cameron Jordan (NO)	86.0
5	Justin Houston (Ind)	84.0

NFL Leaders – Forced Fumbles (2012-19)

Rk	Player	FF
1	Chandler Jones (AZ)	27
2	Robert Quinn (Dal)	24
3t	Von Miller (Den)	23
3t	J.J. Watt (Hou)	23
5	Ryan Kerrigan (Was)	22

Only five players in NFL history had more sacks in their first eight NFL seasons than Jones (96.0).

NFL History – Sacks in First Eight NFL Seasons

Rk	Player (Years)	Sacks
1	Reggie White (1985-92)+	124.0
2	DeMarcus Ware (2005-12)	111.0
3	Jared Allen (2004-11)	105.0
4t	Von Miller (2011-18)	98.0
4t	Derrick Thomas (1989-96)+	98.0
6	Chandler Jones (2012-19)	96.0
7t	Richard Dent (1983-90)+	93.0
7t	Leslie O'Neal (1986-94)	93.0
7t	Simeon Rice (1996-03)	93.0
10t	Bruce Smith (1985-92)+	92.0
10t	J.J. Watt (2011-18)	92.0

+Hall of Fame Inductee

JONES IN ELITE COMPANY

Jones has posted at least 13.0 sacks in each of the last three seasons – 19.0 in 2019, 13.0 in 2018 and 17.0 in 2017. In NFL history, only Reggie White had more than 13.0 sacks in more consecutive seasons than Jones (3).

NFL History – Consecutive Seasons with 13.0+ Sacks

Rk	Player (Team)	13+	Years
1t	Reggie White (Phi)	4	1985-88
1t	Reggie White (Phi/GB)	4	1990-93
3t	Chandler Jones (AZ)	3	2017-19
3t	Jared Allen (KC/Min)	3	2007-09
3t	Simon Fletcher (Den)	3	1991-93
3t	Derrick Thomas (KC)	3	1990-92
3t	Kevin Greene (LAR)	3	1988-90
3t	Dexter Manley (Was)	3	1984-86
3t	Mark Gastineau (NYJ)	3	1983-85
3t	Jacob Green (Sea)	3	1983-85

TWO SEASONS WITH 17.0+ SACKS

After posting an NFL-high 17.0 sacks in 2017, Jones established a new franchise record (and career high) with 19.0 sacks in 2019. In NFL history, only Reggie White (3) and J.J. Watt (3) have more seasons with 17.0+ sacks than Jones (2).

NFL History – Seasons w/ 17.0+ Sacks

Rk	Player (Team)	17+	Years (Sacks)
1t	Reggie White (Phi)+	3	1986 (18.0), 1987 (21.0), 1998 (18.0)
1t	J.J. Watt (Hou)	3	2012 (20.5), 2014 (20.5), 2015 (17.5)
3t	Chandler Jones (AZ)	2	2017 (17.0), 2019 (19.0)
3t	Elvin Dumervil (Den/Bal)	2	2009 (17.0), 2014 (17.0)
3t	DeMarcus Ware (Dal)	2	2008 (20.0), 2011 (19.5)
3t	Michael Strahan (NYG)+	2	2001 (22.5), 2003 (18.5)
3t	Richard Dent (Chi)+	2	1984 (17.0), 1985 (17.5)
3t	Mark Gastineau (NYJ)	2	1983 (19.0), 1984 (22.0)
3t	Tim Harris (GB/SF)	2	1989 (19.5), 1992 (17.0)

+Hall of Fame Inductee



TWO 4.0-SACK PERFORMANCES IN 2019

Last season, **Jones** recorded a single-game career-high 4.0 sacks in two games – Week 7 against the Giants and Week 16 against the Seahawks. He became just the third player in NFL history with 4.0+ sacks in multiple games in a single season, joining Reggie White (2 in 1986) and Karl Mecklenburg (2 in 1985).

Between 1982 and 2018, the Cardinals played 584 total games and there were just two instances of a player recording at least 4.0 sacks in a game. Jones accomplished the feat twice in a span of 10 games.

Franchise Record – Sacks (Game)

Rk	Player	Sacks	Opponent
1	Curtis Greer	4.5	12/18/83 vs. Philadelphia
2t	Chandler Jones	4.0	12/22/19 at Seattle
2t	Chandler Jones	4.0	10/20/19 at NY Giants
2t	Bertrand Berry	4.0	11/14/04 vs. NY Giants
5	19 times	3.0	Last: Dwight Freeney, 12/27/15 vs. Green Bay

With 4.0 sacks against Seattle, Jones now has 14.5 sacks in 10 career games against the Seahawks (13.5 in nine regular season games; 1.0 in Super Bowl XLIX). All 14.5 sacks have been of Seattle QB Russell Wilson, who he has sacked more often than any other QB in his career.

Only three active players have more sacks of a single QB than Jones has of Wilson during the regular season (13.5).

Active NFL Leaders – Sacks of Single QB (Regular Season)

Rk	Player	Sacks	QB	Gms
1	Cameron Jordan (NO)	18.0	Matt Ryan	18
2	Von Miller (Den)	16.0	Philip Rivers	17
3	Everson Griffen (Min)	15.0	Matthew Stafford	17
4	Chandler Jones (AZ)	13.5	Russell Wilson	9
5	Robert Quinn (LAR)	13.0	Russell Wilson	12

Since joining the Cardinals in 2016, Jones has 11.5 sacks in eight games against the Seahawks.

JONES CAREER STATS

DATE	TEAM	GP	GS	TACKLES							INTERCEPTIONS					FUMBLES			
				TK	S	A	TFL	YDS	SK	YDS	QBH	NO	YDS	LG	TD	PD	FF	FR	YDS
2012	Patriots	14	13	48	24	24	8	17	6.0	33.0	12	0	0	0	0	5	3	0	0
2013	Patriots	16	16	82	58	24	14	73	11.5	73.5	22	0	0	0	0	0	1	1	0
2014	Patriots	10	8	43	27	16	5	29	6.0	49.5	10	0	0	0	0	2	2	1	0
2015	Patriots	15	15	44	31	13	11	72	12.5	89.5	17	1	0	0	0	2	4	0	0
2016	Cardinals	16	16	57	43	14	18	48	11.0	85.5	22	0	0	0	0	3	4	2	0
2017	Cardinals	16	16	68	56	12	28	130	17.0	113.0	38	0	0	0	0	2	2	0	0
2018	Cardinals	16	16	54	41	13	14	61	13.0	71.0	21	0	0	0	0	6	3	1	0
2019	Cardinals	16	16	58	42	16	11	64	19.0	146.0	26	0	0	0	0	5	8	3	0
NFL TOTALS		111	119	454	322	132	109	494	96.0	661.0	168	1	0	0	0	25	27	8	0

JONES POSTSEASON STATS

DATE	TEAM	GP	GS	TACKLES								INTERCEPTIONS						FUMBLES		
				TK	S	A	TFL	YDS	SK	YDS	QBH	NO	YDS	LG	TD	PD	FF	FR	YDS	
2012	Patriots	2	1	2	1	1	0	0	0.0	0.0	0	0	0	0	0	0	0	0	0	
2013	Patriots	2	2	3	2	1	0	0	0.0	0.0	2	0	0	0	0	0	0	0	0	
2014	Patriots	3	3	8	7	1	1	3	1.0	3.0	5	0	0	0	0	0	0	0	0	
2015	Patriots	2	2	5	3	2	1	3	1.0	3.0	1	0	0	0	0	0	1	0	0	
NFL TOTALS		9	8	18	13	5	2	6	2.0	6.0	8	0	0	0	0	0	1	0	0	

SINGLE-GAME HIGHS: DEFENSIVE

Total Tackles 11 at New York Jets, Oct 20, 2013
Sacks 4.0 at Seattle Seahawks, Dec 22, 2019
 ...1 more at 4.0.
Passes Defensed 3 at Los Angeles Rams, Dec 29, 2019
Forced Fumbles 2 at Seattle Seahawks, Dec 22, 2019
 ...1 more at 2.

Fumble Recoveries 1 at New York Giants, Oct 20, 2019
 ...7 more at 1.
Tackles For Loss 5 vs. Jacksonville Jaguars, Nov 26, 2017
Interceptions 1 at Denver Broncos, Nov 29, 2015



SINGLE-GAME HIGHS - POSTSEASON: DEFENSIVE

Total Tackles 4 vs. Kansas City Chiefs, Jan 16, 2016
...1 more at 4.

Sacks 1.0 vs. Kansas City Chiefs, Jan 16, 2016
...1 more at 1.0.

Forced Fumbles 1 vs. Kansas City Chiefs, Jan 16, 2016

Tackles For Loss 1 vs. Kansas City Chiefs, Jan 16, 2016
...1 more at 1.

BREAKDOWN OF JONES' 96.0 CAREER SACKS



JONES AMONG THE NFL'S ACTIVE SACK LEADERS

Named to the NFL's All-Decade team for the 2010s, LB **Chandler Jones** has received well-earned recognition for consistently dominate performances throughout his career. No NFL player has more sacks than Jones (96.0) since he entered the league in 2012, and few active players have more career sacks.

NFL Leaders – Sacks (Active)

Rk	Player (Years)	Sacks
1	Terrell Suggs (2003-19)	139.0
2	Von Miller (2011-19)	106.0
3	Cameron Wake (2009-19)	100.5
4t	Chandler Jones (2012-19)	96.0
4t	J.J. Watt (2011-19)	96.0
6	Clay Matthews (2009-19)	91.5
7	Ryan Kerrigan (2011-19)	90.0
8	Justin Houston (2011-19)	89.5
9	Calais Campbell (2008-19)	88.0
10	Cameron Jordan (2011-19)	87.0

BEFORE THE AGE OF 30

There are only five players in NFL history who had more sacks prior to their 30th birthday than Jones (96.0). The three-time Pro Bowler will turn 30 in February of 2020.

NFL History – Sacks Before the Age of 30

Rk	Player (Years)	Sacks
1	Reggie White (1985-91)	108.0
2	Jared Allen (2004-11)	105.0
3	DeMarcus Ware (2005-11)	99.5
4t	Von Miller (2011-18)	98.0
4t	Derrick Thomas (1989-96)	98.0
6	Chandler Jones (2012-19)	96.0

GAME AFTER GAME, JONES GETS A SACK

Jones has at least one sack in 66 of 119 career games, which is the NFL's second most – trailing only Broncos LB Von Miller (68) – since he entered the league in 2012.

NFL Leaders – Games with 1.0+ Sack (2012-19)

Rk	Player (Team)	Games
1	Von Miller (Den)	68
2	Chandler Jones (NE/AZ)	66
3	Cameron Jordan (NO)	60
4	Ryan Kerrigan (Was)	58
5	J.J. Watt (Hou)	56
6	Justin Houston (KC/Ind)	55
7	Robert Quinn (StL/Dal/LAR/Mia)	54
8	Michael Bennett (TB/Sea/NE/Phi/Dal)	52
9	Everson Griffen (Min)	52
10	Geno Atkins (Cin)	49

SOMETIMES IT IS MORE THAN ONE

Jones' Week 16 performance in Seattle (4.0 sacks) marked his fourth multi-sack performance of the 2019 season. Dating back to his second NFL season in 2013, Jones' 24 games with multiple sacks (1.5 or more) lead the league.

NFL Leaders – Multi-Sack Games (2013-19)

Rk	Player (Team)	Games
1	Chandler Jones (AZ)	24
2	J.J. Watt (Hou)	22
3	Cameron Jordan (NO)	20
4t	Justin Houston (Ind)	19
4t	Aaron Donald (LAR)	19

43 QBs AND COUNTING

In 2019, Browns QB Baker Mayfield became the 43rd different NFL QB that Jones has sacked. Jones has sacked Seahawks QB Russell Wilson (13.5) more times than any other QB in his career.

Chandler Jones Sacks By Quarterback (43)

Quarterback	Sacks
Russell Wilson	13.5
Geno Smith	5.0
Ryan Tannehill	4.5
Ryan Fitzpatrick	4.0
Tyrod Taylor	4.0
Jared Goff	4.0
Daniel Jones	4.0
Kirk Cousins	3.5
Jimmy Garoppolo	3.0
Jameis Winston	3.0
Andrew Luck	2.5
Kyle Allen	2.0
C.J. Beathard	2.0
Blake Bortles	2.0
Sam Bradford	2.0
Jacoby Brissett	2.0
Derek Carr	2.0
Matt Cassel	2.0
Colin Kaepernick	2.0
Case Keenum	2.0
Patrick Mahomes	2.0
Marcus Mariota	2.0
Ben Roethlisberger	2.0
Matthew Stafford	2.0
Andy Dalton	1.5
Alex Smith	1.5
Drew Brees	1.0
Josh Freeman	1.0
Devlin Hodges	1.0
Kevin Kolb	1.0
Jake Locker	1.0
Eli Manning	1.0
Peyton Manning	1.0
Baker Mayfield	1.0
Zach Mettenberger	1.0
Cam Newton	1.0
Kyle Orton	1.0
Dak Prescott	1.0
Aaron Rodgers	1.0
Mitch Trubisky	1.0
Carson Wentz	1.0
Philip Rivers	0.5
Matt Ryan	0.5



UNSTOPPABLE IN AZ



With his first sack of QB Russell Wilson in Week 16 at Seattle, LB **Chandler Jones** passed Calais Campbell (56.5 in 138 games) for second place on the franchise all-time sacks list. Jones has 60.0 sacks in just 64 games with Arizona.

Franchise Career Leaders – Sacks (Top-5)

Rk	Player (Years)	Sacks	Gms
1	Freddie Joe Nunn (1985-93)	66.5	131
2	Chandler Jones (2016-)	60.0	64
3	Calais Campbell (2008-16)	56.5	138
4	Simeon Rice (1996-2000)	53.5	79
5	Curtis Greer (1980-88)	50.5	94

Since being acquired by Arizona in 2016, Jones' 60.0 sacks easily lead the NFL. In that same span (2016-19), his 17 forced fumbles are tied with Khalil Mack for the NFL lead and his 66 tackles for loss rank second behind only Aaron Donald.

NFL Leaders – Sacks (2016-19)

Rk	Player (Team)	Sacks
1	Chandler Jones (AZ)	60.0
2	Aaron Donald (LAR)	52.0
3	Danielle Hunter (Min)	48.5
4	Cameron Jordan (NO)	48.0
5	Von Miller (Den)	46.0

FIVE STRAIGHT SEASONS WITH 10+ SACKS

Since 2015, his final year with New England, Jones is the only NFL player with 10+ sacks in each of the last five seasons. He is the first player in Cardinals history with four-straight 10-sack seasons (2016-19).

Franchise Record – Seasons with 10+ Sacks

Rk	Player	10+	Years
1	Chandler Jones	4	2019 (19.0), 2018 (13.0), 2017 (17.0), 2016 (11.0)
2t	Simeon Rice	3	1999 (16.5), 1998 (10.0), 1996 (12.5)
2t	Al Baker	3	1986 (10.5), 1984 (10.0), 1983 (13.0)
4t	Freddie Joe Nunn	2	1988 (14.0), 1987 (11.0)
4t	Curtis Greer	2	1984 (14.0), 1983 (16.0)

49.0 SACKS IN THE LAST THREE SEASONS

Jones has been especially good over the last three seasons in Arizona, totaling 49.0 sacks during that span (2017-19). Only four different players in NFL history had more sacks over a three-year span.

NFL History – Sacks Over 3-Year Period

Rk	Player	Sacks	Years	AP DPOY
1	Reggie White	57.0	1986-88	1 (1987)
2	Mark Gastineau	54.5	1983-85	0
3t	Michael Strahan	52.0	2001-03	1 (2001)
3t	Reggie White	52.0	1985-87	1 (1987)
5	J.J. Watt	51.5	2012-14	2 (2012, 2014)
6	Reggie White	50.0	1987-89	1 (1987)
7	Chandler Jones	49.0	2017-19	0
8	J.J. Watt	48.5	2013-15	2 (2014, 2015)
9t	Derrick Thomas	48.0	1990-92	0
9t	Lawrence Taylor	48.0	1986-88	1 (1986)

ANOTHER MEMORABLE SEASON FOR #55

In 2019, Jones started all 16 games and posted 53 tackles, 19.0 sacks, 11 tackles for loss, 26 QB hits, five passes defended, eight forced fumbles, seven strip-sacks and three fumble recoveries.

His 19.0 sacks, five passes defended, eight forced fumbles, seven strip sacks and three fumble recoveries are all career highs, and he joined Robert Mathis (19.5 sacks and 10 forced fumbles in 2013) as the only players with 19.0+ sacks and 8+ forced fumbles in a single season.

NFL Leaders – Sacks (2019)

Rk	Player (Team)	Sacks
1	Shaquil Barrett (TB)	19.5
2	Chandler Jones (AZ)	19.0
3	Cameron Jordan (NO)	15.5

NFL Leaders – Forced Fumbles (2019)

Rk	Player (Team)	FF
1t	Chandler Jones (AZ)	8
1t	T.J. Watt (Pit)	8
3	Shaquil Barrett (TB)	6

NFL Leaders – Strip Sacks (2019)

Rk	Player (Team)	SS
1	Chandler Jones (AZ)	7
2	Shaquil Barrett (TB)	6
3	T.J. Watt (Pit)	5

Since Pro Football Reference began tracking the stat in 1993, no Cardinal had more than six forced fumbles in a season until Jones.

CARDINALS IN THE COMMUNITY

Pro Bowler Chandler Jones leads the NFL with 60.0 sacks since coming to the Cardinals in 2016. While dominating on the field, he has also been active in the Arizona community.

In March, Jones donated more than 150,000 meals to food banks in both Arizona and his hometown of Endicott, NY to assist families affected by the COVID-19 pandemic. He provided meals to St. Mary's Food Bank and Midwest Food Bank of Arizona while also donating to Mother Teresa's Cupboard through the Catholic Charities of Broome County in New York.

"These are really tough times and it is important for me to do my part and help out both here in Arizona and back at home in New York," he said at the time. "There are a lot of people in need and everything we can do as a community makes a difference."

In December of 2018, Jones also donated \$40,000 to Phoenix Children's Hospital after pledging \$20,000 to PCH for every sack he collected in the Cardinals final two games of the season. He recorded one in the team's season finale at Seattle but opted to double the donation to \$40,000.

During the 2019 offseason, he joined representatives from the Cardinals and the Be Kind Crew to participate in an anti-bullying assembly in Phoenix. Jones passed along a message about kindness and what to do instead of what not to do when it comes to bullying.

Prior to the 2019 season, he hosted his second football camp for 75 kids at the Dignity Health Cardinals Training Center. The kids had the opportunity to learn proper technique and training tips while also taking part in a Q&A with Jones. He also took part in teammate Corey Peters' lineman challenge camp that same offseason.





CHRIS JONES

25 | CORNERBACK | 6-0 | 200

COLLEGE: Nebraska

HOW ACQUIRED: FA-18

YEARS NFL/CARDINALS: 2/2

HOMETOWN: Jacksonville, FL

DOB: August 13, 1995



PRO CAREER:

Signed with Detroit as an undrafted rookie free agent on 5/11/18. Released by the Lions on 9/1/18 and signed to the Cardinals practice squad on 9/3/18. Elevated to Arizona's active roster from the team's practice squad on 11/20/18. Released by the Cardinals on 11/27/18 and re-signed to the practice squad on 11/29/18. Elevated to Arizona's active roster on 12/18/18. Released on 10/9/19 and signed to the Cardinals practice squad on 10/11/19. Elevated to Arizona's active roster from the team's practice squad on 11/8/19.

2019: Played 11 games (three starts) and totaled 18 tackles, six passes defended and four special teams tackles ... registered three tackles and his first-career pass defended in the season-opener vs. Det (9/8); broke up a deep pass intended for Kenny Golladay on the Lions final offensive possession of the fourth quarter ... made his first-career start in a nickel formation and played on defense and special teams vs. Car (9/22) ... had three tackles on just seven defensive snaps vs. Sea (9/29) ... inactive vs. LAR (12/1) ... collected a career-high four tackles and added a pass defended vs. Cle (12/15) ... totaled three tackles and registered a career-high three passes defended for a defense

that allowed season lows in points (13), TDs (one), first downs (13), third down conversions (one), total net yards (224), net passing yards (133) and completion percentage (51.6%) @ Sea (12/22) ... matched a career high with four tackles, adding a pass defended and special teams tackle @ LAR (12/29).

COLLEGE:

Played 45 games in four years (2014-17) ... had seven tackles and a pass breakup in seven games (six starts) as a senior in 2017 ... missed the first five games of the season due to injury ... earned honorable mention All-Big Ten accolades from the coaches and media after recording 37 tackles, three INTs, 10 passes defended and one TD in 13 games (all starts) as a junior in 2016 ... played in 13 games (seven starts), totaling 25 tackles, two INTs and five passes defended as a sophomore in 2015 ... saw action on special teams in 12 games as a true freshman in 2014.

PERSONAL:

Helped lead Sandalwood (FL) High School to an 8-3 record and an appearance in the Class 8A state playoffs as a senior in 2013 ... received All-First Coast team honors by the Florida Times-Union with 32 tackles and four INTs (one returned for a TD).

JONES CAREER STATS

DATE	TEAM	GP	GS	TACKLES								INTERCEPTIONS					FUMBLES			ST				
				TK	S	A	TFL	YDS	SK	YDS	QBH	NO	YDS	LG	TD	PD	FF	FR	YDS	TK	S	A	FF	FR
2018	Cardinals	2	0	0	0	0	0	0	0.0	0.0	0	0	0	0	0	0	0	0	0	0	0	0	0	0
2019	Cardinals	11	3	18	14	4	0	0	0.0	0.0	0	0	0	0	0	6	0	0	0	4	3	1	0	0
NFL TOTALS		13	3	18	14	4	0	0	0.0	0.0	0	0	0	0	0	6	0	0	0	4	3	1	0	0

SINGLE-GAME HIGHS: DEFENSIVE

Total Tackles 4 at Los Angeles Rams, Dec 29, 2019
...1 more at 4.

Passes Defended 3 at Seattle Seahawks, Dec 22, 2019

Special Teams Tackles 1 at Los Angeles Rams, Dec 29, 2019
...3 more at 1.



JOSH JONES

79 | OFFENSIVE LINEMAN | 6-7 | 310**COLLEGE:** Houston**HOMETOWN:** Richmond, TX**DOB:** June 22, 1997**ROUND 3**
72nd Overall

NOTECARDS

- Drafted by Arizona in the third round (72nd overall) of the 2020 NFL Draft out of the University of Houston, becoming the first Cougars player drafted by the Cardinals since 1980.
- ProFootballFocus.com had Jones listed as the 14th-best player in the 2020 NFL Draft.
- In four seasons at Houston (2016-19), Jones started all 45 games he played at LT.
- As a sophomore in high school, played basketball with Phoenix Suns small forward Kelly Oubre, Jr. Coming out of high school, Jones was recruited by then-Texas Tech head coach Kliff Kingsbury and current Cardinals O-Line coach Sean Kugler, then the head coach at UTEP.
- In his final three seasons at Houston, Jones allowed just 18 pressures while playing 1,282 pass-blocking snaps during that span.

COLLEGE CAREER:

A four-year (2016-19) starter at Houston, Jones started all 45 games he appeared in at LT for the Cougars ... in his final three seasons, allowed just 18 pressures while playing 1,282 pass-blocking snaps during that span.

2019: Started all nine games he appeared in at LT and was named an American Athletic All-Conference selection ... allowed just one sack, no QB hits and three QB hurries on the year ... ProFootballFocus.com gave him a 93.2 grade for the year, the highest grade ever given to a collegiate offensive tackle ... member of the Outland Trophy Watch List.

2018: Started 13 games at LT for a front that didn't allow a sack in five separate games ... blocked for an offense that finished the season ranked fifth nationally in scoring offense (43.9 ppg), seventh in total offense (512.5 ypg), 16th passing offense (295.5 ypg) and 24th in rushing offense (217.1 ypg).

2017: Started all 10 games he appeared in at LT ... missed two games due to injury ... helped Houston to 25 rushing TDs and 2,002 yards on the ground ... played an integral role in Houston's 265 rushing yards and two scores in win over SMU ... helped the Cougars to three rushing TDs in wins over USF and Rice ... part of

a line that didn't allow a sack in four separate contests.

2016: As a freshman, was the only offensive linemen to start and play in all 13 games, holding down the LT spot ... led the team with 931 snaps on the offensive line ... also led the unit with 38 knockdown blocks while grading out at 81 percent ... played an integral role in Houston's 29 rushing TDs and 1,912 yards on 561 carries ... helped Houston to a rushing TD in 11 of 13 games ... part of an offensive line that allowed the Cougars to score five rushing TDs and account for 243 rushing yards at Texas State ... helped the Cougars to a season-high six rushing TDs and 381 yards rushing in a win over Lamar.

2015: Redshirted his true freshman season.

PERSONAL:

Attended George Bush (Richmond, TX) High School where he was a two-time all-district selection and was named one of the top-100 players in the state by ESPN, Scout.com, Rivals.com and the Houston Chronicle ... named the No. 11 tackle in the state by Scout.com ... also a member of the Bush High basketball program, helping the team to the region finals while playing alongside current Phoenix Suns small forward Kelly Oubre, Jr. ... majored in Kinesiology Fitness and Sport.

JONES COLLEGE STATS

Year	GP/GS
2016	13/13
2017	10/10
2018	13/13
2019	9/9
Total	45/45



SAM JONES

70 | OFFENSIVE LINEMAN | 6-5 | 290

COLLEGE: Arizona State

HOW ACQUIRED: FA-19

YEARS NFL/CARDINALS: 2/1

HOMETOWN: Highlands Ranch, CO

DOB: February 21, 1996



PRO CAREER:

Originally selected by Denver in the sixth round (183rd overall) of the 2018 NFL Draft. Released on 8/31/19 and signed to the Cardinals practice squad on 9/2/19. Signed a future contract with the Cardinals on 12/30/19.

COLLEGE:

Played 32 games (25 starts) in three seasons (2015-17) at Arizona State ... earned honorable mention All-Pac-12 accolades after starting all 13 games at LG during his redshirt junior season ... helped the Sun Devils average 430.8 yards and 31.9 points per game in 2017 ... started the first seven games of his redshirt

sophomore season before suffering a season-ending foot injury ... played 12 games with three starts at LG, one at LT and another at RT as a redshirt freshman in 2015 ... redshirted as a true freshman in 2014.

PERSONAL:

Attended Thunder Ridge (Highlands Ranch, CO) High School where he was a two-time (2012-13) All-Colorado selection by The Denver Post ... received All-State honors as a junior in 2012 ... four-star prospect and 23rd-ranked offensive tackle recruit in the country by ESPN ... helped lead the Grizzlies to two league championships (2010, '12) and two state semifinals appearances (2012-13).

JONES CAREER STATS

DATE	TEAM	GP	GS
2018	Broncos	5	0
NFL TOTALS		5	0

DEVON KENNARD

42 | LINEBACKER | 6-3 | 256

COLLEGE: Southern California

HOW ACQUIRED: UFA-20 (Det)

YEARS NFL/CARDINALS: 7/1

HOMETOWN: Phoenix, AZ

DOB: June 24, 1991



NOTE CARDS

- Seven-year NFL veteran had 302 tackles, 41 tackles for loss, 23.5 sacks, 51 QB hits, four forced fumbles and five fumble recoveries in 83 games (65 starts) with the Giants (2014-17) and Lions (2018-19) before signing a three-year contract with the Cardinals on 3/19/20.
- Became the first LB in Lions history to record at least 40 tackles and 5.0 sacks in multiple seasons (46/7.0 in 2018 and 58/7.0 in 2019).
- Set single-season career highs with 45 solo tackles, 15 QB hits and two fumble recoveries while matching career bests with 58 total tackles and 7.0 sacks in 2019.
- Named NFC Defensive Player of the Week (Week 14, 2014) with six tackles, 2.0 sacks, two tackles for loss, three QB hits and a forced fumble that was returned for a TD against the Titans.
- Son of former Cardinals offensive lineman Derek Kennard Sr., who also played for the Los Angeles Express of the USFL in addition to the Saints and Cowboys, helping Dallas win Super Bowl XXX at Sun Devil Stadium in Tempe, AZ. Set to become the third father-son duo to play for the Cardinals, joining the Butlers (Kevin and Drew) and the Metcalfs (Terry and Eric).

PRO CAREER:

Selected by the Giants in the fifth round (174th overall) of the 2014 NFL Draft. Signed a three-year contract with the Lions on

3/15/18 and was released on 3/17/20. Signed a three-year contract with the Cardinals on 3/19/20.



2019: Named the Lions Walter Payton NFL Man of the Year ... played all 16 games (15 starts) and tied career bests with 48 tackles and 7.0 sacks, setting career highs with 45 solo tackles, 15 QB hits and two fumble recoveries ... first LB in Lions history to record at least 40 tackles and 5.0 sacks in multiple seasons (46/7.0 in 2018) ... had a career-high 3.0 sacks and matched a career best with three tackles for loss in the season-opener @ AZ (9/8); became the first LB in Lions history with 3.0+ sacks in the first half of a game and the first Lions player with 3.0+ sacks in a half since Tracy Scroggins (1997) ... posted five tackles and a goal-line fumble recovery vs. LAC (9/15) ... led the team with a season-high seven tackles, including one tackle for loss, and returned a fumble recovery 13 yards for his first-career TD vs. NYG (10/27) ... recorded a sack, tackle for loss and two QB hits for a defense that totaled five sacks @ Chi (11/10) ... had two tackles, a sack, tackle for loss and two QB hits vs. Dal (11/17); brought down Dak Prescott for a 10-yard loss at the Lions 12-yard line on third-and-two ... strip-sacked Dwayne Haskins on the game's third play from scrimmage @ Was (11/24), marking the first three-game sack streak of his career ... tallied four tackles, a sack, two tackles for loss and a QB hit vs. TB (12/15); sacked Jameis Winston for a seven-yard loss on third-and-10 late in the second quarter.

COLLEGE:

Played 51 games (32 starts) for the Trojans, totaling 195 tackles, 13.0 sacks, eight passes defended and one INT ... earned second-team All-Pac-12 honors and voted USC's Most Inspirational Player after totaling 60 tackles, 13.5 tackles for loss, 9.0 sacks, four

passes defended and a fumble recovery in 14 games as a senior in 2013 ... won the 2013 Trojan Way Leadership Award and was named a finalist for the 2013 Lott Impact Trophy, presented annually to the college football defensive IMPACT player of the year ... underwent surgery to repair an injured chest muscle that sidelined him for the entire 2012 campaign ... totaled a career-high 72 tackles, seven tackles for loss, 2.0 sacks, an INT and two passes defended in 13 games as a sophomore in 2010.

PERSONAL:

First name pronounced "duh-VONN" ... highly decorated prep athlete at Desert Vista (Phoenix, AZ) High School where he earned Super Prep All-America, Prep Star All-America, USA TODAY second-team All-USA, ESPN 150, Super Prep Elite 50, Prep Star Dream Team and Sporting News Top 100 accolades ... suffered a season-ending knee injury three games into his senior season in 2008 ... earned first-team All-American honors and led the Thunder to an appearance in the 2007 Arizona state 5-A championship game with 111 tackles and 24.0 sacks as a junior ... received all-region recognition with 81 tackles and 7.0 sacks as a sophomore in 2006 ... father, Derek Sr., was an All-American offensive lineman at Nevada before playing two years in the USFL with the Los Angeles Express (1984-85) and 11 years in the NFL with the Cardinals (1986-90), Saints (1991-93) and Cowboys (1994-96); Derek Sr. was part of the 1995 Dallas Cowboys that won Super Bowl XXX at Sun Devil Stadium in Tempe, AZ ... brother, Derek Jr., was a four-year (2000-03) letterman at Nevada ... earned two degrees from USC – a bachelor's in Communication in 2012 and a master's in Communication Management in 2013.

KENNARD CAREER STATS

DATE	TEAM	GP	GS	TACKLES							QBH	INTERCEPTIONS					FUMBLES			ST				
				TK	S	A	TFL	YDS	SK	YDS		NO	YDS	LG	TD	PD	FF	FR	YDS	TK	S	A	FF	FR
2014	Giants	12	6	43	36	7	10	40	4.5	31.5	5	0	0	0	0	1	2	0	0	0	0	0	0	0
2015	Giants	9	9	56	36	20	2	4	0.0	0.0	5	1	0	0	0	4	0	0	0	2	1	1	0	0
2016	Giants	16	9	58	38	20	4	16	1.0	8.0	5	0	0	0	0	1	1	1	0	3	2	1	0	0
2017	Giants	15	11	41	24	17	7	28	4.0	24.0	7	0	0	0	0	2	0	1	0	0	0	0	0	0
2018	Lions	15	15	46	30	16	9	68	7.0	67.0	14	0	0	0	0	0	0	1	0	0	0	0	0	0
2019	Lions	16	15	58	45	13	9	44	7.0	39.0	15	0	0	0	0	0	1	2	13	0	0	0	0	0
NFL TOTALS		83	65	302	209	93	41	200	23.5	169.5	51	1	0	0	0	8	4	5	13	5	3	2	0	0

KENNARD POSTSEASON STATS

DATE	TEAM	GP	GS	TACKLES							QBH	INTERCEPTIONS					FUMBLES			ST				
				TK	S	A	TFL	YDS	SK	YDS		NO	YDS	LG	TD	PD	FF	FR	YDS	TK	S	A	FF	FR
2016	Giants	1	0	1	0	1	0	0	0.0	0.0	0	0	0	0	0	0	0	0	0	1	1	0	0	0
NFL TOTALS		1	0	1	0	1	0	0	0.0	0.0	0	0	0	0	0	0	0	0	0	1	1	0	0	0

SINGLE-GAME HIGHS: DEFENSIVE

Total Tackles 10 at Washington, Nov 29, 2015
Sacks 3.0 at Arizona Cardinals, Sep 08, 2019
Passes Defensed 2 at Buffalo Bills, Oct 04, 2015
Forced Fumbles 1 at Washington, Nov 24, 2019
 ...3 more at 1.

Fumble Recoveries 1 vs. New York Giants, Oct 27, 2019
 ...4 more at 1.
Tackles For Loss 3 at Arizona Cardinals, Sep 08, 2019
 ...1 more at 3.
Interceptions 1 at Buffalo Bills, Oct 04, 2015
Special Teams Tackles 2 at Green Bay Packers, Oct 09, 2016

SINGLE-GAME HIGHS - POSTSEASON: DEFENSIVE

Total Tackles 1 at Green Bay Packers, Jan 08, 2017

Special Teams Tackles 1 at Green Bay Packers, Jan 08, 2017



CARDINALS IN THE COMMUNITY

Arizona native and Desert Vista H.S. product Devon Kennard joined the Cardinals during the 2020 offseason to continue his NFL career in his hometown of Phoenix. Since entering the league with the Giants as a fifth-round pick in 2014, he has been distinguished for both his on-field performance and community service.

To recognize his playing excellence and charitable efforts, Kennard was selected as Detroit's 2019 Walter Payton NFL Man of The Year. As a nominee, Kennard received a \$50,000 donation in his name to the charity of his choice and two Super Bowl tickets for a community recipient of his choice.

In May, as part of the Cardinals Carryout campaign to support local restaurants during the COVID-19 pandemic, Kennard gave back to frontline workers by personally delivering meals to four fire departments in the Valley.

Kennard spent the majority of the 2019 offseason in Phoenix, where he volunteered at the first-annual "Hogs and Dawgs" Lineman Academy. The camp provided high school student athletes from Arizona the opportunity to receive offensive and defensive line coaching from Kennard and his father, Derek Kennard Sr., who played five seasons (1986-90) for the Cardinals.

During his time in Detroit, Kennard worked closely with the Midnight Golf Program, which helps underserved youth transition from high school to college and professional careers through mentorship and skill building. In 2019, he established the Devon Kennard Scholarship Fund to help students involved with the Midnight Golf Program advance their education.

In 2019, Kennard was elected as a representative of the Lions Fuel Up To Play 60 program, and as part of the campaign, he participated in several youth camps to help educate kids on the importance of maintaining healthy eating habits and establishing a positive lifestyle.

Following the 2018 season, Kennard was instrumental in launching Detroit Lions Inspire Change, the team's player-driven social justice initiative. Along with his teammates, Kennard participated in Talk It Up Thursday, an event hosted by the Detroit Police Department and the Men of Courage organization that featured a panel of Lions players and male students to discuss social resiliency and how to succeed.

During the 2017 offseason, Kennard started his first #ReadingWithDK challenge to motivate kids to pick up a book throughout their summer break. He selected a book – starting with *To Kill A Mockingbird* and *The Alchemist* – and engaged children with discussion and questions on his social media accounts. All who participated in the #ReadingWithDK challenge were entered to win autographed gear from Kennard.

He also partnered with Arizona PBS for an eight-part series and nationwide campaign in which Kennard – among other notable figures – encourage people to read by describing books that have inspired and shaped them.

While with the Giants, Kennard was an active volunteer and generous donor for New City Kids, an after-school program for low-income youth who get the chance to explore academics and music in a creative environment. Kennard helped mentor children through the challenges of urban life while developing their skills in the classroom and extracurricular talents. In 2017, he also teamed up with We Are DREAM and visited local New York schools to help kids recognize their potential and realize their dreams.

While attending the University of Southern California, Kennard began his philanthropic efforts by volunteering to feed the homeless and visiting cancer patients at the children's hospital in LA. In 2012, Kennard and 12 of his USC teammates traveled to Haiti to build home for families devastated by earthquakes.

A skilled public speaker, Kennard has also delivered keynote addresses at several events on a variety of topics including athletics, work ethic, networking, faith and education.

For more information on Kennard's community work, visit www.devonkennard.com.



CARDS LAND HOMEGROWN TALENT

In March, the Cardinals signed LB **Devon Kennard** to a three-year contract after six seasons with the Giants (2014-17) and Lions (2018-19).

An All-American on the gridiron at Desert Vista High School – located 6.5 miles from the Dignity Health Arizona Cardinals Training Center – he led the Thunder to the 2007 Arizona state 5-A championship game with 111 tackles and 24.0 sacks as a junior.



Derek Kennard Sr.

Devon's Father, Derek, played 11 NFL seasons including five (1986-90) with the Cardinals before finishing his career with the Cowboys. Derek was a member of the 1995 Cowboys team that won Super Bowl XXX at Sun Devil Stadium in Tempe.

Devon and Derek Kennard are set to become the third father-son duo to play for the Cardinals.

Father-Son Duos to Play for the Cardinals

Father	Years	Son	Years
Kevin Butler	1996-97	Drew Butler	2014-16
Terry Metcalf	1973-77	Eric Metcalf	1998
Derek Kennard	1986-90	Devon Kennard	2020-

HIGHLY PRODUCTIVE PLAYER

Kennard turned in two of the most productive seasons of his six-year NFL career while playing for the Lions.

He matched his single-season career high with 58 tackles in 2019, and he registered 7.0 sacks – a career best – each of the last two years. He got to the QB another 29 times, posting a career-high 14 QB hits in 2018 and topping that mark with 15 the following year.



His production made him one of just six NFL LBs with at least 100 tackles and 14.0 sacks during the past two seasons, joining new Cardinals teammate Chandler Jones on the list.

NFL Leaders – LBs w/ 100+ Tackles and 14.0+ Sacks (2018-19)

Rk	Player (Team)	Tackles	Sacks
1	T.J. Watt (Pit)	123	27.5
2	Bud Dupree (Pit)	110	17.0
3	Preston Smith (Was/GB)	109	16.0
4	Devon Kennard (Det)	104	14.0
5	Chandler Jones (AZ)	102	32.0
6	Za'Darius Smith (Bal/GB)	100	22.0



CHRISTIAN KIRK

13 | WIDE RECEIVER | 5-11 | 200**COLLEGE:** Texas A&M**HOW ACQUIRED:** D2-18**YEARS NFL/CARDINALS:** 3/3**HOMETOWN:** Scottsdale, AZ**DOB:** November 18, 1996

NOTE CARDS

- Selected by the Cardinals in the second round (47th overall) of the 2018 NFL Draft out of Texas A&M. A native of Scottsdale who attended Saguaro High School.
- Notched his 100th-career reception in his 22nd-career game, becoming the second quickest player in franchise history to reach the milestone behind only Anquan Boldin (16 games).
- Started all 13 games played and totaled 68 receptions for 709 yards and three TDs while adding 10 carries for 93 yards in 2019.
- In Week 10 of the '19 season at Tampa Bay, became the third Cardinals player since 1970 to record 130+ receiving yards and at least three receiving TDs in a game. Caught six passes for 138 yards in the contest, with TD receptions of 33, 69 and 15 yards.
- Appeared in 12 games (seven starts) during his rookie season with Arizona, totaling 43 receptions for 590 yards and three TDs while adding 21 punt returns for 164 yards and 35 rushing yards on three attempts. Named to the PFWA All-Rookie team as a punt returner.
- Played with Kyler Murray when both were freshman at Texas A&M in 2015. Caught Murray's first career completion and first TD pass on the college level.
- During his time at Saguaro, Kirk was a teammate of current Cardinals CB Byron Murphy Jr. Kirk was named the Arizona Republic's high school Player of the Decade, 2014 Arizona Gatorade Player of the Year and Arizona Cardinals High School Player of the Week following the first game of his senior season in 2014.

PRO CAREER:

Selected by the Cardinals in the second round (47th overall) of the 2018 NFL Draft, Kirk played 25 games (20 starts) during his first two NFL seasons.

2019: Totaled 68 receptions for 709 yards and three TDs in 13 games (all starts) ... added 10 carries for 93 yards for the NFL's 10th-ranked rushing attack (1,990) that averaged a single-season franchise-record 5.03 yards per carry (second in the NFL) ... inactive (ankle) for three games ... had four receptions for 32 yards, a 12-yard carry, three punt returns for 18 yards and a key two-point conversion to tie the game, 24-24, with 1:48 remaining in regulation to force overtime vs. Det (9/8) ... registered his first-career 100-yard performance with a 114 yards on six receptions @ Bal (9/15); joined Larry Fitzgerald as the first pair of Cardinals players with 100 receiving yards in a game since Fitzgerald (133) and Michael Floyd (101) vs. SF (11/13/16) ... established a career high with 10 receptions vs. Car (9/22) ... had a six-yard carry and four receptions for 37 yards vs. Sea (9/29), becoming the third player in franchise history with 65+ catches in his first 16 career games – Anquan Boldin (101 in 2003) and Sonny Randle (77 in 1959-60); left the game late in the fourth quarter with an ankle injury ... had a team-high eight receptions for 79 yards and a 19-yard carry in his return from injury @ NO (10/27) ... delivered one of the best performances of his career with 138 receiving yards and three TDs (both career highs) on six receptions (23.0-yard avg.), including scoring grabs of 33, 69 and 15 yards @ TB (11/10); became the third Cardinal since 1970 to record 130+ receiving yards and at least three receiving TDs ... had a team-high six receptions for 41 yards, including three catches for 28 yards on Arizona's 10-play TD drive in the first quarter @ SF (11/17); also drew three defensive pass interference penalties on Richard Sherman for 72 yards, two of which occurred on Cardinals scoring drives ... posted game highs with eight receptions for 85 yards vs. Pit (12/8); secured his 100th-career reception in his 22nd-career game against the Steelers, becoming the second-fastest player in franchise history to reach the milestone behind only Anquan Boldin (16 games) ...

gained 61 scrimmage yards on four receptions and a 28-yard carry, converting three of Arizona's season-high 26 first downs vs. Cle (12/15); part of unit that scored a season-high 38 points on six scoring drives against the Browns.

COLLEGE:

During his three seasons at Texas A&M, started 36 of 39 games played and totaled 234 receptions for 2,856 yards and 26 TDs receiving, 23 rushing attempts for 120 yards, 48 kickoff returns for 1,048 yards and a TD, and 37 punt returns for 814 yards and six TDs ... three-year total added up to 4,838 all-purpose yards and 33 total TDs ... despite playing just three seasons, fell just 29 receptions shy of breaking the SEC all-time receptions record (262 by Jordan Matthews) and 19 receptions shy of breaking the Aggies career receptions record (252 by Ryan Swope) ... earned first-team All-SEC honors as a return man and as an all-purpose player in both 2016 and 2017 ... also added first-team All-SEC honors as a WR in 2016 ... left Texas A&M as the NCAA's career active leader in punt return average (22.0) and punt return TDs (6) ... his six career punt return TDs doubled the previous school career record ... against New Mexico State in 2016, became the first player in A&M history with two punt return TDs in a game ... only player in Texas A&M history to post consecutive seasons with 80+ receptions, doing so with 80 catches in 2015 and 83 receptions in 2016 ... led the Aggies in receptions in both of those seasons and led the SEC in receptions in 2016 ... served as an offensive captain as a junior in 2017, starting all 13 games ... named first team All-SEC as all-purpose and return specialist and tabbed as a second team All-SEC selection at WR ... racked up 919 receiving yards on 71 catches with a career-high 10 receiving TDs ... returned 22 kickoffs for 490 yards and a TD ... returned 10 punts for 191 yards and a TD ... averaged 125.5 all-purpose yards per game ... was the only SEC player to return both a punt and kickoff for a TD in 2017 ... started 12 of 13 games as a sophomore in 2016 and caught an SEC-leading 83 passes for 928 yards and nine TDs ... led the nation with three punt return TDs ... averaged 21.7 yards on 13 punt returns ... named third-team All-American by the AP ... picked first-team All-SEC at WR, as a



return man and as an all-purpose player ... his 12 total TDs (9 receiving, 3 punt returns) led the team ... finished the season with a team-high 1,418 all-purpose yards ... returned two punts for TDs against New Mexico State, a school record and added a TD catch in the game ... started 11 of 13 games played during his record-setting freshman campaign in 2015, leading the Aggies in receptions (80), receiving yards (1,009), all-purpose yards (1,789), punt return yards (341), kickoff return yards (385) and total TDs (8) ... among SEC freshmen, led the way in receptions (6.2 per game), receiving yards (77.6 per game), punt return average (24.4) and all-purpose yardage ... earned Freshman All-America honors from the Sporting News, first-team All-SEC honors (all-purpose) from the Associated Press, SEC Freshman of the Year (coaches) and SEC Newcomer of the Year (AP) ... in the first game of his freshman season against Arizona State, caught six passes for 106 yards and a TD and added a 79-yard punt return TD.

PERSONAL:

Attended Saguaro (Scottsdale, AZ) High School where he was named an All-American by Under Armour, MaxPreps and PrepStar and was the Gatorade Player of the Year in Arizona as a senior in 2014 ... also named the Arizona Republic's High School Player of the Decade ... during his senior season, surpassed 3,000 all-purpose yards, including nearly 1,700 as a rusher and 1,200 as a receiver ... scored 25 rushing TDs, 17 receiving TDs, two kick return TDs and returned two INTs for TDs in his final year ... named the Arizona Cardinals High School Player of the Week (Wk 1) in 2014 ... as a junior, gained more than 2,000 all-purpose yards, including 1,183 receiving yards and 832 rushing yards ... totaled 33 TDs, including 17 as a WR, 13 rushing and three as a returner ... on defense, contributed 55 tackles and two INTs ... majored in University Studies with a concentration in Business at the Mays Business School.

CARDINALS IN THE COMMUNITY

Arizona native Christian Kirk was drafted by the Cardinals in 2018 and got the opportunity to start his NFL career in his hometown. While excelling on the field, he has made sure give back to the community in which he was raised.

As a rookie, he created the "Kicks from Kirk" program which offered fans the opportunity to win a free pair of Adidas shoes each week courtesy of Kirk by submitting a write up of someone who has significantly impacted their lives. Kirk selected a winner each week as part of the contest.

He joined Cardinals teammates in 2018 to visit Luke Air Force base as part of the NFL's Salute to Service month. The group from the Cardinals got an up-close look at F-35's and F-16's from the 61st Fight Squadron and visited various personnel stationed on the base.

In the 2019 offseason, he teamed with the Stabler Foundation to provide backpacks for the Sunshine Pack Drive to benefit the Arizona Children's Cancer Foundation. Kirk donated 400 backpacks and took part in an event to help collect arts and crafts, books, journals, games, headphones and other small goods to include in the packs for children. This past season, Kirk joined fellow Saguaro alumni and current Cardinals teammates Byron Murphy and D.J. Foster to go back to their high school for a surprise pep rally as part of the NFL 100 "Fanthennial" celebration. Also as part of the NFL 100 celebration, Kirk traveled to Texas in January to surprise Cardinals fan Devin Manigo with the news that he would receive two Super Bowl tickets and also get the opportunity to appear in a commercial as part of the league's "Next 100" contest.



KIRK CAREER STATS

DATE	TEAM	RECEIVING							RUSHING				
		GP	GS	NO.	YDS	AVG	LG	TD	NO.	YDS.	AVG.	LG	TD
2018	Cardinals	12	7	43	590	13.7	75t	3	3	35	11.7	23	0
2019	Cardinals	13	13	68	709	10.4	69t	3	10	93	9.3	28	0
NFL TOTALS		25	20	111	1,299	11.7	75t	6	13	128	9.8	28	0

KIRK CAREER STATS

DATE	TEAM	KICKOFF RETURNS					PUNT RETURNS					
		RET.	YDS.	AVG.	LG	TD	NO.	FC	YDS	AVG	LG	TD
2018	Cardinals	0	0	0.0	0	0	21	17	164	7.8	44	0
2019	Cardinals	0	0	0.0	0	0	7	6	39	5.6	20	0
NFL TOTALS		0	0	0.0	0	0	28	23	203	7.3	44	0

SINGLE-GAME HIGHS: OFFENSIVE

Rush Attempts 2 at Seattle Seahawks, Dec 22, 2019
Rushing Yards 28 vs. Cleveland Browns, Dec 15, 2019
Longest Runs 28 vs. Cleveland Browns, Dec 15, 2019
Receptions 10 vs. Carolina Panthers, Sep 22, 2019
Receiving Yards 138 at Tampa Bay Buccaneers, Nov 10, 2019
Longest Reception 75t at San Francisco 49ers, Oct 07, 2018
Receiving TDs 3 at Tampa Bay Buccaneers, Nov 10, 2019

All-purpose yards 138 at Tampa Bay Buccaneers, Nov 10, 2019
Punt Return Yards 44 vs. Washington, Sep 09, 2018
Longest Punt Return 44 vs. Washington, Sep 09, 2018
Punt Returns 4 vs. Oakland Raiders, Nov 18, 2018
Miscellaneous Tackles 1 vs. Pittsburgh Steelers, Dec 08, 2019
 ...2 more at 1.
Most TDs 3 at Tampa Bay Buccaneers, Nov 10, 2019

RASHARD LAWRENCE

92 | DEFENSIVE LINEMAN | 6-2 | 308

COLLEGE: LSU

HOMETOWN: Monroe, LA

DOB: September 27, 1998

ROUND 4
131st Overall



NOTE CARDS

- Selected by the Cardinals with their second pick of the fourth round (131st overall) of the 2020 NFL Draft out of LSU.
- Three-time permanent team captain at LSU (2017-19), including LSU's National Championship team last season.
- Played the best game of his college career at State Farm Stadium. In LSU's Fiesta Bowl win over UCF in January of 2019, he earned Fiesta Bowl Defensive MVP honors after totaling five tackles, four tackles for loss and 2.0 sacks.
- A two-time member of the SEC Academic Honor Roll, Lawrence graduated from LSU with a degree in Sports Administration and had a grade point average over 3.0.

COLLEGE CAREER:

A three-time permanent team captain at LSU (2017-19), Lawrence played in 44 games (34 starts) in four years with the Tigers ... registered 120 tackles, 21 tackles for loss, 9.0 sacks, seven passes defended, a forced fumble and a fumble recovery ... 2019 second-team All-SEC selection and named to the SEC Academic Honor Roll in both 2017 and 2018.

2019: A team captain and second-team All-SEC selection, started 11 of 12 games he appeared in for the National Championship squad ... started each of the final nine games ... recorded 28 tackles, six tackles for loss and 2.5 sacks ... had three tackles and a tackle for loss in the 42-25 win over Clemson in CFP National Championship Game ... had two tackles against Oklahoma as the Tigers defense limited QB Jalen Hurts to 15-of-31 passing with an INT; the Tigers also held OU to only 97 rushing yards, its lowest total of the year and the first time since the 2016 season-opener vs. Houston the Sooners were held under 100 rushing yards ... helped limit the Georgia rushing attack to less than 100 yards and totaled four tackles and a tackle for loss in the SEC Championship.

2018: Named a permanent team captain for the second consecutive season and started all 13 games ... finished the year with career highs in tackles (54), tackles for loss (10.5), sacks (4.0) and added three passes defended ... capped the season with a dominating performance in the 40-32 win over UCF in the Fiesta Bowl at State Farm Stadium when he had five tackles, four tackles for loss and a pair of sacks in the bowl victory, earning Defensive Player of the Game honors ... played nearly every defensive snap in the seven-overtime contest against Texas A&M, finishing with five tackles, two tackles for loss and a sack ... posted a career-best eight tackles against Mississippi State when the Tigers limited the Bulldogs to only a field goal and 260 total yards ...

earned a spot on the SEC Academic Honor Roll for the second straight year.

2017: Named a permanent team captain as a sophomore and started all 10 games he appeared in for the Tigers, including final eight games of the season ... finished season with 32 tackles, 3.5 tackles for loss and 1.5 sacks ... had six tackles and a tackle for loss against Notre Dame in the Citrus Bowl ... best outing of the year came in the win over Syracuse with five tackles, two tackles for loss and a sack ... earned a spot on the SEC Academic Honor Roll.

2016: Played in nine games as a true freshman and totaled six tackles and a sack ... recorded his first-career sack against Heisman Trophy winner Lamar Jackson vs. Louisville in the Citrus Bowl.

PERSONAL:

One of the top defenders in high school football as a senior at Neville (Monroe, LA) High School, was rated the nation's No. 21 ranked player according to Scout and the No. 1 player in Louisiana per ESPN ... selected to the 2015 Max Preps first-team defense ... earned an invitation to the 2016 Under Armour Game ... helped lead Neville to back-to-back 4A state titles in 2014 and 2015 ... had three sacks in Neville's 28-27 win over Warren East in 2014 state title game ... propelled Neville to a 14-0 record in 2015 after going 14-1 in 2014 ... finished his senior year with 91 tackles, 15 tackles for loss and 8.0 sacks ... uncle is former LSU standout Oliver Lawrence, who played linebacker for the Tigers from 1985-89 and finished his career with 180 tackles, 14 tackles for loss and 16 sacks and was a member of LSU's 1986 and 1988 SEC title teams ... father, Ronald, was a star QB at Carroll High who played two seasons at Louisiana-Monroe with his twin brother, Donald, before transferring to Grambling.

LAWRENCE COLLEGE STATS

Year	GP/GS	Tackles			Sacks		Interceptions						FR	FF
		Solo	Asst	Ttl	Sk	Yds	Int	Yds	Lg	TD	PD			
2016	9/0	2	4	6	1.0	5	0	0	0	0	0	0	0	0
2017	10/10	11	21	32	1.5	12	0	0	0	0	1	0	0	0
2018	13/13	23	31	54	4.0	24	0	0	0	0	3	0	0	0
2019	12/11	11	17	28	2.5	19	0	0	0	0	3	1	1	1
Total	44/34	47	73	120	9.0	60	0	0	0	0	7	1	1	1



ANDY LEE

4 | PUNTER | 6-1 | 185

COLLEGE: Pittsburgh

HOW ACQUIRED: FA-17

YEARS NFL/CARDINALS: 17/4

HOMETOWN: Westminster, SC

DOB: August 11, 1982



PRO BOWL SELECTION: 2007, 2009, 2011

NOTECARDS

- Three-time Pro Bowl (2007, 2009, 2011) and four-time All-Pro (2007, 2009, 2011-12) selection, has appeared in 248 career games including 47 games in three seasons (2017-19) with the Cardinals.
- Ranks seventh in NFL history in career punting average (46.6) and fifth in punts inside the 20-yard line (425).
- Since coming to Arizona in 2017, is tied for the NFL lead with a 47.9-yard gross punting average.
- Established a Cardinals single-season record for punting average in 2017 (47.3) before surpassing that mark in 2018 when he led the NFL with a 48.6-yard punting average. Finished second in the NFL averaging 47.8 yards per punt in 2019.
- The 2019 season marked the 13th time in his 16 NFL seasons that Lee ranked top-10 in gross punting average.
- Averaged 50.0+ yards per punt in seven games during the 2019 season, breaking his own franchise single-season record (six in 2018) and ranking second in the NFL last season.
- Has led the NFL in punting average twice (2011; 2018) and owns the franchise single-season record for punting average for both the Cardinals (48.6 yards in 2018) and 49ers (50.9 yards in 2011).
- Appeared in 176 games in 11 seasons (2004-14) with San Francisco, setting franchise records for punts (941), punting yards (43,468), gross average (46.2) and punts inside the 20-yard line (300).
- Led the league in gross (50.9) and net (44.0) averages during the 2011 season, setting a single-season NFL record (since broken) for net punting average.
- Led the NFL with 49 punts of 50 or more yards and 42 punts downed inside the 20-yard line (then-NFL record) during the 2007 season.

PRO CAREER:

Originally selected by the San Francisco 49ers in the sixth round (188th overall) of the 2004 NFL Draft. Re-signed with the 49ers on 3/9/07 (six-year contract) and 5/23/12 (six-year extension). Traded to the Cleveland Browns for a 2017 seventh-round pick on 6/6/15. Traded to the Carolina Panthers for a 2018 fourth-round draft pick on 8/29/16. Released by the Panthers on 9/2/17. Signed a two-year contract with the Cardinals on 9/4/17 and a two-year contract extension on 6/14/18 that will keep him in Arizona through the 2020 season.

2019: Ranked second in the NFL with a 47.8-yard gross average on 61 punts ... averaged 50.0+ yards per punt in seven games, which broke his own single-season franchise record (six in 2018) and ranked second in the NFL ... also held for K Zane Gonzalez, who ranked fourth in the NFL and third in franchise history with 31 made FGs ... averaged 47.5 yards on eight punts, including three inside the Lions 20-yard line, and allowed -2 yards on five returns vs. Det (9/8); stopped a 57-yarder on the 10-yard line and a 53-yarder on the 11 ... punted five times for 267 yards (53.4-yard avg.) and downed a 50-yarder on the Ravens six-yard line @ Bal (9/15) ... had a special teams tackle and downed two punts inside the Panthers 20-yard line vs. Car (9/22) before leaving the game due to injury (hip) ... inactive (hip) vs. Sea (9/29) ... held for all four made FGs, including a 31-yard game-winner as time expired @ Cin (10/6) ... landed two of his three punts inside the Falcons 20-yard line and averaged 52.0 yards per punt vs. Atl (10/13) ... averaged 50.6 yards on five

punts, including kicks of 59, 64, 54 and 52 yards on Thursday Night Football vs. SF (10/31) ... averaged 52.7 yards on three punts and notched his first-career completion on a 26-yard pass to Pharoah Cooper on fourth-and-10 fake punt to extend Arizona's fourth-quarter TD drive @ TB (11/10) ... punted three times for 151 yards (50.3-yard avg.) and downed two kicks inside the Rams 20-yard line @ LAR (12/29).

COLLEGE:

Played 47 games during his four-year (2000-03) career, becoming the first player to win the Big East Conference Special Teams Player of the Year twice ... two-time (2002-03) All-Big East honoree finished his career with a 42.4-yard gross average with 61 inside the 20-yard line on 244 punts, 28 touchbacks, long of 73 yards and three blocks ... ranked first in school history with 244 punts and second with 10,354 punting yards ... set single-season program records with 77 punts and 3,399 yards in 2003.

PERSONAL:

Attended West Oak (Westminster, SC) High School and majored in Economics with a History minor at Pittsburgh ... earned a master's degree in Business Administration from North Carolina ... he and his wife, Rachel, have two sons, Ryan and Adam ... wore #8 after joining the Browns in honor of his late daughter, Madelyn ... given a key to the city for Westminster, SC on July 12, 2008, which was declared 'Andy Lee Day' ... first NFL game ever attended was as a player in 2004 during his rookie season.



CARDINALS IN THE COMMUNITY

Andy Lee and his wife, Rachel, tragically lost their infant daughter, Madelyn, just eight days after she was born in 2015, and while Madelyn's life was brief, her impact has been immense.

To honor their daughter's memory, the Lee's established Madelyn's Fund, a non-profit designed to support NICU (Neonatal Intensive Care Unit) families through the process, including those who experience the trauma of losing a child. The average NICU daily cost is \$3,500 per infant, so for many, the grief is compounded by financial stress.

Each year, Madelyn's fund hosts a celebrity golf tournament in Charlotte and a Pink Bow Gala to raise money for NICU patients and their families. Lee also has worn custom-designed cleats in support of Madelyn's Fund as part of the NFL's My Cause, My Cleats campaign.

Since joining the team in 2017, Andy has also been active in the Phoenix community. Last year, along with the Cardinals Women's Club, front office personnel and several teammates, Lee helped deliver stuffed toy dogs to children in the pediatric units throughout Phoenix Children's Hospital as part of the team's annual "Paw Express" event to help spread holiday cheer.



LEE CAREER STATS

DATE	TEAM	GP	NO.	YDS.	AVG.	OPP. RET.	YDS.	NET YDS.	AVG.	TB	IN20	LG	BK
2004	49ers	16	96	3,990	41.6	51	445	3,385	35.3	8	25	81	0
2005	49ers	16	107	4,447	41.6	62	471	3,916	36.3	3	15	58	1
2006	49ers	16	81	3,625	44.8	35	462	2,983	36.8	9	22	66	0
2007	49ers	16	105	4,968	47.3	53	402	4,306	41.0	13	42	74	0
2008	49ers	16	66	3,155	47.8	39	364	2,611	39.0	9	13	82	1
2009	49ers	16	99	4,711	47.6	57	495	4,056	41.0	8	30	64	0
2010	49ers	16	91	4,203	46.2	54	483	3,480	38.2	12	34	64	0
2011	49ers	16	78	3,970	50.9	39	315	3,475	44.0	9	28	68	1
2012	49ers	16	67	3,226	48.1	36	249	2,897	43.2	4	36	66	0
2013	49ers	16	79	3,804	48.2	38	330	3,294	41.7	9	27	62	0
2014	49ers	16	72	3,369	46.8	36	336	2,893	39.6	7	28	71	1
2015	Browns	16	70	3,270	46.7	37	381	2,809	40.1	4	25	67	0
2016	Panthers	9	36	1,769	49.1	19	236	1,453	40.4	4	18	76	0
2017	Cardinals	16	88	4,159	47.3	48	506	3,493	39.7	8	29	63	0
2018	Cardinals	16	94	4,568	48.6	44	420	4,008	42.6	7	32	64	0
2019	Cardinals	15	61	2,913	47.8	33	278	2,555	41.2	4	21	64	1
NFL TOTALS		248	1,290	60,147	46.6	681	6,173	51,614	39.9	118	425	82	5

LEE POSTSEASON STATS

DATE	TEAM	GP	NO.	YDS.	AVG.	OPP. RET.	YDS.	NET YDS.	AVG.	TB	IN20	LG	BK
2011	49ers	2	18	851	47.3	9	84	747	41.5	1	7	63	0
2012	49ers	3	9	443	49.2	7	34	369	41.0	2	3	62	0
2013	49ers	3	9	373	41.4	5	37	316	35.1	1	2	52	0
NFL TOTALS		8	36	1,667	46.3	21	155	1,432	39.8	4	12	63	0



SINGLE-GAME HIGHS: PUNTER

Punts	10 vs. Seattle Seahawks, Sep 30, 2007
Gross Punting Yards	543 vs. Seattle Seahawks, Sep 30, 2007
Gross Punting Avg	63.0 at Denver Broncos, Sep 08, 2016
Net Punting Yards	441 vs. Seattle Seahawks, Sep 30, 2007
Net Punting Avg	54.2 vs. Seattle Seahawks, Sep 11, 2011
Longest Punt	82 vs. New England Patriots, Oct 05, 2008

Inside the 20	6 at Houston Texans, Nov 19, 2017
Pass Attempts	1 at Tampa Bay Buccaneers, Nov 10, 2019 ...1 more at 1.
Pass Completions	1 at Tampa Bay Buccaneers, Nov 10, 2019
Yards Passing	26 at Tampa Bay Buccaneers, Nov 10, 2019
Rush Attempts	1 at Cincinnati Bengals, Sep 25, 2011
Special Teams Tackles	2 vs. Miami Dolphins, Nov 28, 2004

SINGLE-GAME HIGHS - POSTSEASON: PUNTER

Punts	10 vs. New York Giants, Jan 22, 2012
Gross Punting Yards	455 vs. New York Giants, Jan 22, 2012
Gross Punting Avg	53.0 vs. Baltimore Ravens, Feb 03, 2013
Net Punting Yards	400 vs. New York Giants, Jan 22, 2012

Net Punting Avg	48.3 at Atlanta Falcons, Jan 20, 2013
Longest Punt	63 vs. New Orleans Saints, Jan 14, 2012
Inside the 20	4 vs. New Orleans Saints, Jan 14, 2012
Pass Attempts	1 at Carolina Panthers, Jan 12, 2014

ZANE LEWIS

22 | CORNERBACK | 6-1 | 190

COLLEGE: Air Force

HOMETOWN: Richmond, VA

DOB: April 6, 1998

HOW ACQUIRED: FA-20

◆ ROOKIE ◆



COLLEGE CAREER:

Played 37 games in four seasons at Air Force where he had 94 tackles, five tackles for loss and two INTs ... as a senior in 2019, played all 13 games and had 45 tackles and one INT while ranking fourth in the Mountain West with a team-leading 15 passes defended ... part of an Air Force team that finished with an 11-2 overall record for only the third time in school history ... in 2018, played 12 games (11 starts) as a junior and recorded 43 tackles, five tackles for loss, an INT and a team-leading six passes defended ... as a sophomore in 2017, played in all 12 games and

had six tackles.

PERSONAL:

Attended Trinity Episcopal (Richmond, VA) High School ... earned first-team All-State honors as a senior and second-team All-State recognition as a junior ... member of the National Honor Society ... cousin of former NFL cornerback Shawn Springs who spent 13 seasons with Seattle, Washington and New England ... also ran track ... majored in Management.

KODA MARTIN

60 | OFFENSIVE LINEMAN | 6-6 | 304

COLLEGE: Syracuse

HOW ACQUIRED: FA-20

YEARS NFL/CARDINALS: 1/1

HOMETOWN: Manvel, TX

DOB: August 21, 1995



PRO CAREER:

Originally signed by the Los Angeles Chargers as a rookie free agent on 5/10/19 and was waived/injured on 6/28/19. Placed on injured reserve on 7/1/19. Signed a one-year contract with the Cardinals on 8/4/20.

COLLEGE:

Played his final college season at Syracuse in 2018 as a graduate transfer from Texas A&M after playing three seasons (2015-17)

with the Aggies ... appeared in 47 career games at Syracuse and Texas A&M with 29 starts ... in his lone season with the Orange, started all 13 games at RT and played a team-high 1,111 total snaps, earning third-team All-Atlantic Coast Conference honors ... blocked for an offense that ranked 11th in the nation in scoring (40.2 ppg) ... as a junior at Texas A&M in 2017, played in 13 games with 12 starts at LT, blocking for an offense that posted 406.8 yards per game ... played all 13 games in 2016 with the Aggies, starting three as a tackle and one at TE ... redshirted as a freshman in 2014.

**PERSONAL:**

Two-time all-district selection and was twice a member of the Houston Chronicle All-Greater Houston Team at Manvel (TX) High School ... earned second-team Class 5A All-State honors as a senior after posting 72 tackles, nine sacks, seven forced fumbles and 12 tackles for loss at DE ... as a junior, earned all-district honors on defense and offense and was second-team All-State on defense ... lettered three years in football, two in power-lifting and three in track & field ... married his wife, Jazzmin, in 2017;

Jazzmin was an All-American volleyball player at Texas A&M and is the daughter of Syracuse head coach Dino Babers ... father, Kirk, is a senior analyst for the Syracuse football program and played TE at UTEP ... mother, Caren, played volleyball at UTEP ... younger brother, Kason, plays QB at North Texas and his adopted brother, London Harris, is an LB at Texas State ... sister, Cory Jo, plays volleyball at Mary Hardin-Baylor ... earned a degree in Sports Conditioning from Texas A&M and studied Instructional Design, Development and Evaluation at Syracuse.

JOSH MILES**66 | OFFENSIVE LINEMAN | 6-5 | 325****COLLEGE:** Morgan State**HOW ACQUIRED:** D7a-19**YEARS NFL/CARDINALS:** 2/2**HOMETOWN:** Baltimore, MD**DOB:** January 4, 1996**NOTE CARDS**

- Selected by the Cardinals with their first pick in the seventh round (248th overall) of the 2019 NFL Draft, becoming the first Morgan State player ever drafted by the Cardinals.
- Became just the second Bears player in 37 years (1983-2019) to be selected in the NFL Draft, joining Visanthe Shiancoe (91st overall by the Giants in 2003).

PRO CAREER:

Selected by the Cardinals with their first pick in the seventh round (248th overall) of the 2019 NFL Draft, Miles played seven games during his rookie campaign.

2019: Played seven games and was inactive for nine others ... saw action on one offensive snap in his NFL debut vs. Det (9/8) ... subbed at LT on two snaps and played on special teams on Thursday Night Football vs. SF (10/31).

COLLEGE:

Three-year starter played 31 games (29 starts) ... started all 11 games at LT and allowed just one sack as a senior in 2018, earning third-team All-Mid-Eastern Athletic Conference honors ... helped the Bears compile 3,250 yards of total offense, including 1,812 yards on the ground ... received an invite to the East-West

Shrine game, becoming the first player in program history to play in the all-star contest ... did not play the 2017 season ... started all 11 games at LT and blocked for an offense that gained 3,089 total yards (1,319 rushing and 1,770 passing) during his junior campaign in 2016 ... played nine games (seven starts) for a Bears offense that gained 3,292 yards of total offense, including 1,392 rushing yards as a sophomore in 2015 ... part of a unit that allowed the third-fewest sacks in the MEAC ... provided offensive line depth as a true freshman.

PERSONAL:

Two-sport athlete at Western Tech (Baltimore, MD) High School where he was a two-time (2012-13) all-division selection in football and played center for the Wolverines basketball team ... served as a team captain in the Baltimore City vs. County All-Star Game.

MILES CAREER STATS

DATE	TEAM	GP	GS
2019	Cardinals	7	0
NFL TOTALS		7	0



BYRON MURPHY JR.

33 | CORNERBACK | 5-11 | 190

COLLEGE: Washington

HOW ACQUIRED: D2a-19

YEARS NFL/CARDINALS: 2/2

HOMETOWN: Scottsdale, AZ

DOB: January 18, 1998



NOTE CARDS

- First of Arizona's two 2019 second-round (33rd overall) picks, Murphy was once a teammate of each of the Cardinals two previous second-round selections. He was a high school teammate of 2018 second-round pick (47th overall) Christian Kirk and a college teammate of 2017 second-rounder (36th overall) Budda Baker.
- The second CB – and fourth DB – selected in the 2019 NFL Draft.
- One of four rookie defenders to start all 16 games and played the fifth most defensive snaps (1,104) among NFL rookies in 2019. Joined QB Kyler Murray to form the league's only duo of first-year teammates to start all 16 games on opposite sides of the ball.
- Led the Cardinals with 10 passes defended in 2019, which tied for third among NFL rookies and ranked third in franchise history by a first-year player.
- A native of Scottsdale, he was a teammate of Kirk at Saguaro High School in 2014. In their lone season playing together for the Sabercats in '14, Murphy (a junior) and Kirk (a senior) helped lead the team to a perfect 14-0 record and state title. Both players earned first-team All-State honors as they combined for 57 total TDs and over 4,300 total yards rushing and receiving.
- Named the Arizona Cardinals High School Player of the Year in 2015 following his senior year at Saguaro.

PRO CAREER:

Selected with the Cardinals first pick in the second round (33rd overall) of the 2019 NFL Draft, Murphy started all 16 games during his rookie campaign.

2019: One of four NFL rookie defenders to start all 16 games and played the fifth most defensive snaps (1,104) among all NFL players ... totaled 66 tackles, three tackles for loss, one INT and a team-high 10 passes defended, which ranked third among NFL rookies and third in franchise history by a rookie ... started and recorded five tackles in his NFL debut vs. Det (9/8); joined fellow draft picks Kyler Murray, KeeSean Johnson and Zach Allen to mark the first time since the 1970 NFL-AFL merger that the Cardinals had multiple rookies start on both sides of the ball in a season-opener ... started and totaled seven tackles and two passes defended @ Bal (9/15); allowed just one reception for 11 yards on five targets against the Ravens, according to Pro Football Focus ... totaled five tackles and broke up a Russell Wilson pass intended for Will Dissly in the end zone with 25 seconds left in the second quarter vs. Sea (9/29) ... led the team with a career-high nine tackles and broke up an Andy Dalton pass on third-and-five to force a first-quarter punt @ Cin (10/6) ... collected six tackles, a tackle for loss and a pass defended vs. Atl (10/13); broke up a Matt Ryan pass intended for Julio Jones on third-and-16 near midfield to force a first-quarter punt ... started and posted five tackles for a unit that held the Giants to 156 net passing yards @ NYG (10/20) ... had his first-career INT on a Jameis Winston pass intended for Chris Godwin on the Buccaneers third offensive play of the game @ TB (11/10) ... had five tackles and broke up a Jimmy Garoppolo pass on third-and-five at the Cardinals 35-yard line @ SF (11/17) ... tallied two tackles and broke up a Wilson pass to force third-and-10 in the third quarter @ Sea (12/22); part of a defense that allowed season lows in points (13), TDs (one), first downs (13), third down conversions (one), total net yards (224), net passing yards (133) and completion percentage (51.6%) against the Seahawks ... had seven tackles, a tackle for loss and a pass defended in the season finale @ LAR (12/29); broke up a Jared Goff pass intended for Cooper Kupp on third-and-11 to force a third-quarter punt against the Rams.

COLLEGE:

Started all 20 games he played in his final two seasons (2017-18) with the Huskies and totaled 74 tackles, seven INTs (one returned for a TD), 27 passes defended, seven tackles for loss, a sack and two forced fumbles ... recorded 58 tackles, four INTs (one returned for a TD), four tackles for loss, 17 passes defended and a forced fumble in 14 games (all starts), earning first-team All-America and first-team All-Pac 12 honors as a junior ... named the MVP of the Pac-12 Championship Game when he scored the game's only TD on a 66-yard INT return; also had another INT in the win over the Utes ... started all six games he played – the first three and the final three – missing seven games due to injury ... had two INTs in his debut against Rutgers and recorded an INT in the end zone during the Fiesta Bowl at State Farm Stadium ... won the Mark Drennan Defensive Scout Squad MVP while redshirting his true freshman season.

PERSONAL:

After two seasons at Marcos de Niza (Tempe, AZ) High School, played his final two prep seasons (2014-15) at Saguaro (Scottsdale, AZ) High School ... named to the Arizona Republic's All-Decade Team ... as a senior in 2015, earned Arizona Division II Player of the Year and All-Arizona first team from the Arizona Republic and was named to the MaxPreps.com Medium-Sized Schools All-America first-team and All-America (all levels) second team as a WR ... one of four finalists for the Lockheed Martin Air Defender of the Year (top DB in the nation) ... rated the No. 1 prospect in Arizona by the Arizona Republic ... helped lead the Sabercats to a 12-2 overall record and the Division II state championship as a senior ... caught 88 passes for 1,733 yards and 21 TDs, while he was also credited with seven INTs and 52 total tackles ... invited to play in the U.S. Army All-American Bowl and had an INT in the game ... as a junior in 2014, had 65 receptions for 1,348 yards and 13 TDs, as well as 53 tackles and seven INTs, earning All-Arizona honors at WR ... along with Christian Kirk, helped lead the Sabercats to a 14-0 mark and the Division III state title as a junior ... at Marcos de Niza, was a teammate of former ASU star WR N'Keal Harry, who was taken one pick ahead of Murphy in the 2019 NFL Draft (32nd overall) ... also a standout on the basketball team ... has one son, Malakai.



MURPHY JR. CAREER STATS

DATE	TEAM	GP	GS	TACKLES							QBH	INTERCEPTIONS					FUMBLES			ST				
				TK	S	A	TFL	YDS	SK	YDS		NO	YDS	LG	TD	PD	FF	FR	YDS	TK	S	A	FF	FR
2019	Cardinals	16	16	78	66	12	3	15	0.0	0.0	0	1	0	0	0	10	0	0	0	0	0	0	0	0
NFL TOTALS		16	16	78	66	12	3	15	0.0	0.0	0	1	0	0	0	10	0	0	0	0	0	0	0	0

SINGLE-GAME HIGHS: DEFENSIVE

Total Tackles 9 at Cincinnati Bengals, Oct 06, 2019**Passes Defensed** 2 at Baltimore Ravens, Sep 15, 2019**Tackles For Loss** 1 at Los Angeles Rams, Dec 29, 2019

...2 more at 1.

Interceptions 1 at Tampa Bay Buccaneers, Nov 10, 2019

JUSTIN MURRAY

71 | OFFENSIVE LINEMAN | 6-5 | 315

COLLEGE: Cincinnati**HOMETOWN:** Cincinnati, OH**HOW ACQUIRED:** WV-19 (Oak)**DOB:** April 19, 1993**YEARS NFL/CARDINALS:** 2/2**PRO CAREER:**

Originally entered the NFL as an undrafted rookie free agent with Denver in 2016. Released by the Broncos in final roster cuts on 9/3/16 and signed to the team's practice squad on 9/4/16. Re-signed to a future contract with the Broncos on 1/2/17 and was waived by Denver in final roster cuts on 9/2/17. Signed to Tampa Bay's practice squad on 9/6/17 and was released on 11/21/17. Signed to the Saints practice squad on 12/4/17 before being signed to Cincinnati's active roster on 12/20/17. Released by the Bengals in final roster cuts on 9/1/18 and was claimed by the Raiders via waivers on 9/2/18. Released by Oakland on 8/31/19 and claimed off waivers by Arizona on 9/1/19. Signed a one-year exclusive rights tender with the Cardinals on 4/2/20.

2019: Played 14 games (12 starts) for the NFL's 10th-ranked rushing offense (1,990 yards) that averaged a single-season franchise-record 5.03 yards per carry (second in the NFL) ... helped protect QB Kyler Murray as the #1 overall pick in the '19 NFL Draft went on to win NFL Offensive Rookie of the Year honors after becoming just the second rookie in NFL history with at least 3,500 passing yards and 500 rushing yards ... inactive (knee) for two games ... made his first-career start and played every offensive snap in his Cardinals debut vs. Det (9/8) seven days after being claimed off waivers ... subbed at RT, splitting snaps with Jordan Mills vs. Car (9/22) and vs. Sea (9/29) ... started for a unit that gained 514 total yards and 266 rushing yards @ Cin (10/6), the most by a Cardinals offense since 12/6/15 @ StL (524) and 11/27/11 @ StL (268), respectively; blocked for Kyler Murray (93), David Johnson (91) and Chase Edmonds (68) who formed the first trio of Cardinals players to rush for 60+ yards in a game since 10/19/75 vs. Phi ... started for an offense that gained 442 total yards including 340 passing yards vs. Atl (10/13); part of an O-line that did not allow a sack, helping Murray complete 27-of-37 passes for 340 yards, three TDs and a 128.2 passer rating against the Falcons ... part of a Cardinals rushing attack that gained 156 yards and scored three TDs on 38 carries in rainy conditions @ NYG (10/20); helped Edmonds to

the end zone on 20, 20 and 22-yard carries, marking the first time in franchise history – and just the sixth time in NFL history – a player had at least three rushing TDs of 20+ yards in a game ... returned from injury to start at RT, helping the Cardinals total 135 rushing yards on 25 carries (5.4-yard avg.) @ SF (11/17) ... part of an offensive unit that tallied season highs with 38 points, six scoring drives, five TDs, four rushing TDs, 7.4 yards per play and 26 first downs while not allowing a sack vs. Cle (12/15); helped lead Kenyan Drake to 137 rushing yards and a career-high four rushing TDs, the most by a Cardinals player since Ronald Moore had four vs. LAR (12/5/93) ... part of an offense that gained 412 total net yards and 253 rushing yards @ Sea (12/22), marking the first time since 1982 the Cardinals rushed for 200+ yards in consecutive games.

COLLEGE:

Spent five seasons (2011-15) at the University of Cincinnati, including a redshirt year in 2011 ... appeared in 33 games, with 25 starts ... as a senior in 2016, started all 13 games and helped the Bearcats rank fifth nationally in total offense (559.4 yards per game) and fourth in passing offense (373.1 yards per game) ... started 12 of 13 games played as a junior in 2014 and was part of an offense which tallied the second highest yardage total (5,982) in school history ... Bearcats ranked in the top five in the American Athletic Conference in scoring offense (2/35.4), passing offense (2/300.2), rushing offense (4/157.6) and total offense (2/457.8) in '14 and the O-Line surrendered just 16 sacks that year ... played in six games as a sophomore in 2013 and one game as a freshman in 2012 ... redshirted in 2011.

PERSONAL:

Attended Sycamore (Cincinnati, OH) High School where he was a two-year starter and first-team All-Great Miami Conference selection ... named a 2010 Football All-Star by the Cincinnati Enquirer ... also lettered in track and field, earning first-team All-GMC honors in shot put and discus ... cousin, Rico Murray, played DB with Bengals (2009-11) ... majored in Criminal Justice.



MURRAY CAREER STATS

DATE	TEAM	GP	GS
2018	Raiders	2	0
2019	Cardinals	14	12
NFL TOTALS		16	12

KYLER MURRAY

1 | QUARTERBACK | 5-10 | 207


COLLEGE: Oklahoma

HOW ACQUIRED: D1-19

YEARS NFL/CARDINALS: 2/2

HOMETOWN: Allen, TX

DOB: August 7, 1997



NOTE CARDS

- First overall selection in the 2019 NFL Draft, becoming the first player taken by the Cardinals with the No. 1 overall pick since 1958 (King Hill - Rice).
- Selected No. 9 overall by the Oakland Athletics in the 2018 MLB Draft, becoming the first person ever selected in the first round of both the NFL and MLB drafts.
- Earned 2019 AP NFL Offensive Rookie of the Year honors after becoming just the sixth QB in NFL history - and second rookie (Cam Newton) - with at least 3,500 passing yards and 500 rushing yards in a season. Became the third player in Cardinals history to earn NFL Offensive Rookie of the Year honors, joining Ottis Anderson (1979) and Anquan Boldin (2003).
- Named a Pro Bowl alternate and selected to the PFWA All-Rookie team after establishing franchise rookie records for passing yards (3,772), TD passes (20), completions (349), pass attempts (542), completion percentage (64.4), 300-yard games (five) and games with multiple TD passes (eight). Broke a 68-year-old single-season franchise record for rushing yards by a QB set by Charley Trippi (501) in 1951.
- Established an NFL rookie record by attempting 211 passes without throwing an INT between Games 4-10.
- Only rookie QB in the NFL to start all 16 games in 2019, becoming the first rookie QB in franchise history to accomplish that feat. Became the first rookie QB to start a season-opener for the Cardinals since Lamar McHan in 1954.
- Joined Newton (2011) as the only players in NFL history to throw for 300+ yards in each of his first two career games and became one of just three rookies in NFL history to post at least five 300-yard passing performances - Andrew Luck (6 in 2012) and Daniel Jones (5 in 2019).
- A first-team All-American as a junior in 2018 at Oklahoma, won the Heisman Trophy, was named the Associated Press Player of the Year and earned Davey O'Brien Quarterback of the Year, Manning Award and Earl Campbell Tyler Award honors.
- As a junior at Oklahoma in 2018, became the first FBS player ever to average at least 300 passing yards (311.5) and at least 70 rushing yards (71.5) per game for a full season.
- Posted a 57-3 record in 60 starts at QB in high school and college, including a perfect 43-0 record at national powerhouse Allen (TX) High School.

PRO CAREER:

Selected by the Cardinals with the No. 1 overall pick in the 2019 NFL Draft, Murray established franchise rookie records for passing yards (3,772), TD passes (20), completions (349), pass attempts (542), completion percentage (64.4), 300-yard games (five) and games with multiple TD passes (eight).

2019: Only rookie QB in the NFL to start all 16 games and the first rookie QB in franchise history to accomplish that feat ... named a Pro Bowl alternate and selected to the PFWA All-Rookie team after throwing for 3,722 yards, 20 TDs and a 87.4 passer rating on 349-of-542 passing (64.4 percent), which all set rookie franchise records ... also ran the ball 93 times for 544 yards (most by a Cardinals QB) and four TDs (most by a rookie QB in team history) ... named the Lloyd Herberg team MVP by the local PFWA chapter ... completed 29-of-54 pass attempts (franchise rookie record) for 308 yards and two TDs in the season-opener vs. Det (9/8); threw for 238 yards and two TDs on 20-of-29 passing in the fourth quarter while leading an 18-point comeback; became

the first rookie QB to start a season-opener for the Cardinals since Lamar McHan in 1954 and first rookie QB in franchise history to throw for 300+ yards in his debut; also became the fifth rookie in NFL history to throw for more than 300 yards in a season-opener and the first since Robert Griffin III in 2012 ... threw for 349 yards with a 90.5 passer rating on 25-of-40 passing @ Bal (9/15), joining Cam Newton (2011) as the only players in NFL history to throw for 300+ yards in each of his first two career games ... completed 20-of-32 passes for 253 yards, gained 93 yards on 10 carries and led a game-winning, fourth-quarter drive with less than two minutes remaining @ Cin (10/6); marked the most rushing yards by a Cardinals QB since M.C. Reynolds had 99 vs. Phi (11/2/58); joined David Johnson (91) and Chase Edmonds (68) to form the Cardinals first trio of players to gain 60+ rushing yards since 10/19/75 vs Phi - Jim Otis (116), Terry Metcalf (81) and Steve Jones (64) ... threw for 340 yards, three TDs and a 128.2 passer rating on 27-of-37 passing (72.9%) vs. Atl (10/13), earning NFC Offensive Player of the Week and Pepsi NFL Rookie of the Week honors for his performance; became the first rookie QB in franchise history to throw for 300+



yards in a win ... completed 17-of-24 passes for 241 yards, two TDs with a career-high 130.7 passer rating on Thursday Night Football vs. SF (10/31); led a Cardinals offense that scored 25 points and three TDs, gained 357 total net and 153 rushing yards and averaged 7.1 yards per play and 7.6 yards per pass attempt, all representing season highs allowed by the NFL's No. 1-ranked defense through Week 9; threw an 88-yard TD pass to Andy Isabella with 4:53 remaining in the fourth quarter, marking the third-longest rookie-to-rookie TD play in franchise history and the longest rookie-to-rookie TD pass in the NFL since 1971 ... completed 27-of-44 passes for 324 yards and three TDs, adding 38 yards on three carries @ TB (11/10); set an NFL rookie record for the most consecutive passes without throwing an INT (211); his jersey worn against the Buccaneers was displayed at the Pro Football Hall of Fame in Canton, OH ... threw two TDs and registered a 101.8 passer rating on 24-of-33 passing, adding eight carries for 67 yards (8.4-yard avg.) and a 22-yard TD run @ SF (11/17); joined Drew Brees as the only QBs to post a 100.0+ passer rating against the 49ers, doing so twice (Weeks 9 and 11) ... completed 19-of-25 pass attempts (76.0 percent) for 219 yards, one TD and a 98.6 passer rating vs. Cle (12/15); gained 56 yards on eight carries, passing Charley Trippi (501 in 1951) for the most rushing yards by a Cardinals QB in a season; led a season-high six scoring drives, completing 16-of-17 pass attempts (94.1 percent) for 206 yards, one TD and a 136.8 passer rating on those possessions ... completed 11-of-18 passes for 118 yards and a TD before leaving the game with a hamstring injury @ Sea (12/22); established a franchise record for wins by a rookie QB (five) and became the fifth different Cardinals QB to earn a victory over Seattle at CenturyLink Field in his first appearance at the venue ... completed 26-of-42 passes for 325 yards and two TDs in the season finale @ LAR (12/29).

COLLEGE:

Played 29 games (17 starts) at Oklahoma (2017-18) and Texas A&M (2015), completing 350-of-519 passes (67.4 percent) for 5,406 yards, 50 TDs and 14 INTs ... also rushed for 1,478 yards and 13 TDs on 207 carries (7.1 avg.) ... threw for 300+ yards in 10 games, including one game with 432 yards ... threw multiple TDs in a game 14 times, including 11 games with at least three TDs ... rushed for 100+ yards four times and had two games with multiple rushing TDs ... named OU's seventh Heisman Trophy winner and won the Davey O'Brien Quarterback of the Year Award, Manning Award and Earl Campbell Tyler Rose Award following the 2018 season ... named 2018 AP Player of the Year, first-team All-American, Big 12 Offensive Player of the Year and Big 12 Male Athlete of the Year ... also voted Most Outstanding Player of the Big 12 Championship ... named Big 12 Offensive Player of the Week a league-record five times ... completed 260-of-377 passes for 4,361 yards, 42 TDs and seven INTs in 14 games (13 starts), adding 1,001 yards and 11 TDs on the ground ... became the first FBS player to average at least 300.0 passing yards (311.5) and 70.0 rushing yards (71.5) per game for a full season ... became the second player in FBS history (Deshaun Watson in 2015)

to record at least 4,000 passing yards and 1,000 rushing yards in a season ... led the nation in total yards (school-record 5,362), points responsible for (324; tied), yards per completion (16.8) and yards per pass attempt (single-season FBS record of 11.6) ... ranked second in passing efficiency rating (199.2), third in passing TDs (42) and fifth in completion percentage (69.0) ... set school and Big 12 records throwing at least three TDs in eight consecutive games ... had at least 300 passing and 65 rushing yards in a game seven times (most nationally since at least 1996) ... led Big 12 league play in total offense at 409.3 yards per game (second was 335.1), passing efficiency rating with a 208.2 mark (second was 176.7) and total TDs with 37 (next most was 31) ... became first QB to ever rush for 100 yards against a Nick Saban-coached Alabama defense ... finished 17-of-21 for 432 yards, six TDs, no INTs and a 348.0 passing efficiency rating (Big 12 record and the highest in the FBS since at least 1996) in OU's 66-33 win over Baylor (9/29/18) ... played seven games (one start) while backing up Heisman Trophy winner and No. 1 overall pick in the 2018 NFL Draft, Baker Mayfield, during the 2017 season... completed 85.7 percent of his passes (18-of-21) and threw three TDs without an INT ... sat out the 2016 season after transferring to Oklahoma from Texas A&M ... played eight games (three starts) in his lone season with the Aggies, totaling 1,021 yards of total offense (686 passing and 335 rushing) ... completed his first-career pass (9/5/15 vs. Arizona State) and threw his first-career TD (9/12/15 vs. Ball State) to current Cardinals WR Christian Kirk.

PERSONAL:

Attended Allen (TX) High School where he ranked as one of most accomplished Texas high school players ever after leading Allen to three straight state titles while never losing a game as a starting QB (43-0) ... had 14,515 total yards (10,386 passing; 4,129 rushing) and 186 total TDs (117 passing, 69 rushing) ... as a senior in 2014, earned National Player of the Year honors from Gatorade, Parade and USA Today after completing 278-of-433 pass attempts (64.2%) for 4,713 yards and 54 TDs while rushing for 1,485 yards and 25 TDs ... named Mr. Texas Football Player of the Year in 2014 by Dave Campbell's Texas Football magazine ... completed 207-of-325 passes (63.7%) for 3,669 yards and 46 TDs as a junior while adding another 1,274 yards and 19 scores on ground ... rushed for 1,370 yards and 25 TDs as a sophomore while passing for 2,004 yards and 17 TDs ... also starred on Allen's baseball team and was first player ever selected to play in Under Armour All-American games for both football and baseball ... an outfielder on the Oklahoma baseball team, started 50 of his 51 games for the Sooners in 2018 and hit .296 with 10 home runs, 13 doubles, 47 RBI, 46 runs and 10 stolen bases ... father, Kevin, lettered at Texas A&M from 1983-86 and finished career holding virtually every season and career passing record ... Kevin was also inducted into Texas A&M Athletic Hall of Fame in 1999 and the Cotton Bowl Hall of Fame in 2012 ... Human Relations major ... pledged \$25,000 to the COVID-19 Emergency School Nutrition Fund during the coronavirus pandemic.

MURRAY CAREER STATS

				PASSING											RUSHING				
DATE	TEAM	GP	GS	ATT.	CMP.	PCT.	YDS	AVG.	TD	INT.	LG	SK	LST	RATE	NO.	YDS.	AVG.	LG	TD
2019	Cardinals	16	16	542	349	64.4	3,722	6.9	20	12	88t	48	309	87.4	93	544	5.8	35	4
TOTALS		16	16	542	349	64.4	3,722	6.9	20	12	88t	48	309	87.4	93	544	5.8	35	4



SINGLE-GAME HIGHS: QUARTERBACK

Pass Attempts	54 vs. Detroit Lions, Sep 08, 2019
Pass Completions	30 vs. Carolina Panthers, Sep 22, 2019
Yards Passing	349 at Baltimore Ravens, Sep 15, 2019
TD Passes	3 at Tampa Bay Buccaneers, Nov 10, 2019 ...1 more at 3.
Long Passes	88t vs. San Francisco 49ers, Oct 31, 2019
Completion Percentage	76.0 vs. Cleveland Browns, Dec 15, 2019

Passer Rating	130.7 vs. San Francisco 49ers, Oct 31, 2019
Rush Attempts	11 vs. Atlanta Falcons, Oct 13, 2019
Rushing Yards	93 at Cincinnati Bengals, Oct 06, 2019
Longest Runs	35 vs. Cleveland Browns, Dec 15, 2019
Rushing TDs	1 vs. Los Angeles Rams, Dec 01, 2019 ...3 more at 1.

RARELY PRODUCTIVE AS A ROOKIE



Murray capped the 2019 season by throwing for 325 yards against the Rams in the season finale. In doing so, he became just the sixth different QB in NFL history with 3,500+ passing yards and 500+ rushing yards in a season.

Cam Newton (3) and Russell Wilson (2) have done so more than once. Murray and Newton (2011) are the only rookie QBs in NFL history to accomplish the feat.

NFL History – Players w/ 3,500+ Pass Yds & 500+ Rush Yds (Season)

Player (Team)	Year	Passing	Rushing
Kyler Murray (AZ)*	2019	3,722	544
Deshaun Watson (Hou)	2018	4,165	551
Russell Wilson (Sea)	2017	3,983	586
Cam Newton (Car)	2015	3,837	636
Russell Wilson (Sea)	2015	4,024	553
Cam Newton (Car)	2012	3,869	741
Cam Newton (Car)*	2011	4,051	706
Daunte Culpepper (Min)	2002	3,853	609
Randall Cunningham (Phi)	1988	3,808	624

*Rookie Season

RECORD-SETTING ROOKIE PASSER

Murray ended his rookie season having started all 16 games, completing 349-of-542 pass attempts (64.4 percent) for 3,722 yards, 20 TDs, 12 INTs and an 87.4 passer rating in 2019. He also rushed for 544 yards and 4 TDs on 93 carries.

Murray established franchise rookie records for passing yards, TD passes, completions and attempts. His five games with 300+ passing yards and eight games with multiple TD passes are also team rookie records.

He became the first QB in franchise history to throw for 20+ TDs and rush for 4+ TDs in a season.

Franchise Rookie Record – TD Passes

Rk	Player (Year)	TDs
1	Kyler Murray (2019)	20
2	Jake Plummer (1997)	15
3t	M.C. Reynolds (1958)	11
3t	Matt Leinart (2006)	11
3t	Josh Rosen (2018)	11

Franchise Rookie Record – Passing Yards

Rk	Player (Year)	Yds	Gms
1	Kyler Murray (2019)	3,722	16
2	Matt Leinart (2006)	2,547	12
3	Josh Rosen (2018)	2,278	14
4	Jake Plummer (1997)	2,203	10
5	Neil Lomax (1981)	1,575	14

Franchise Rookie Record – Completions

Rk	Player (Year)	Cmp	Gms
1	Kyler Murray (2019)	349	16
2	Josh Rosen (2018)	217	14
3	Matt Leinart (2006)	214	12
4	Jake Plummer (1997)	157	10
5	Bud Schwenk (1942)	126	11

Franchise Rookie Record – Attempts

Rk	Player (Year)	Att	Gms
1	Kyler Murray (2019)	542	16
2	Josh Rosen (2018)	393	14
3	Matt Leinart (2006)	377	12
4	Jake Plummer (1997)	296	10
5	Bud Schwenk (1942)	295	11

RECORD NUMBER OF RUSHING YARDS

QB **Kyler Murray** set a single-season franchise record with 544 rushing yards, which rank sixth in NFL history for a rookie QB.

Franchise Record – Rushing Yards By QB (Season)

Rk	Player (Year)	Yds
1	Kyler Murray (2019)*	544
2	Charley Trippi (1951)	501
3	Timm Rosenbach (1990)	470
4	Charley Trippi (1952)	350
5	Bud Schwenk (1942)*	313

*Rookie Season

NFL Rookie Record – Rushing Yards by QB (All-Time)

Rk	Player (Team)	Yds	Year
1	Robert Griffin (Was)	815	2012
2	Cam Newton (Car)	706	2011
3	Lamar Jackson (Bal)	695	2018
4	Josh Allen (Buf)	631	2018
5	Vince Young (Ten)	552	2006
6	Kyler Murray (AZ)	544	2019

Only three QBs in Cardinals franchise history – none of them rookies – had more rushing TDs in a single season than Murray had in 2019.

Franchise Record – Rushing TDs by QB (Season)

Rk	Player (Year)	TDs
1	Jim Hart (1968)	6
2t	King Hill (1959)	5
2t	Lamar McHan (1956)	5
4t	Kyler Murray (2019)*	4
4t	Jake Plummer (1998)	4
4t	Charley Trippi (1952)	4
4t	Charley Trippi (1951)	4

*Rookie Season

A COMPLETE PASSER

In addition to being one of the highest totals for a rookie in NFL history, **Murray's** 349 completions also represent the fourth-highest single-season total in franchise history. Only Kurt Warner and Carson Palmer completed more passes in a season.

NFL Rookie Record – Completions

Rk	Player (Year)	Cmp	Team
1	Carson Wentz (2016)	379	Philadelphia
2	Sam Bradford (2010)	354	St. Louis
3	Kyler Murray (2019)	349	Arizona
4	Derek Carr (2014)	348	Oakland
5	Andrew Luck (2012)	339	Indianapolis

Franchise Record – Completions (Season)

Rk	Player (Year)	Cmp
1	Kurt Warner (2008)	401
2	Carson Palmer (2016)	364
3	Carson Palmer (2013)	362
4	Kyler Murray (2019)	349
5	Neil Lomax (1984)	345

HIGH PERCENTAGE PASSER

In franchise history, only Kurt Warner (three times) had a better completion percentage in a season than Murray had in 2019 (64.39).

Franchise Record – Completion Pct. (Season)

Rk	Player (Year)	Pct.	Cmp	Att
1	Kurt Warner (2008)	67.06	401	598
2	Kurt Warner (2009)	66.08	339	513
3	Kurt Warner (2005)	64.53	242	375
4	Kyler Murray (2019)	64.39	349	542
5	Carson Palmer (2015)	63.69	342	537

Only four rookies in NFL history had a better completion percentage than Murray did in 2019. Murray had nearly 100 more pass attempts than any other rookie in the top-five.

NFL Rookie Record – Completion Pct. (Season)

Rk	Player (Year)	Pct.	Cmp	Att
1	Dak Prescott (2016)	67.67	311	459
2	Ben Roethlisberger (2004)	66.44	196	295
3	Robert Griffin III (2012)	65.65	258	393
4	Teddy Bridgewater (2014)	64.43	259	402
5	Kyler Murray (2019)	64.39	349	542

MURRAY AND THE 300-YARD MARK

Murray posted his fifth 300-yard outing of the season in the finale against the Rams. In NFL history, only Andrew Luck (6 in 2012) had more 300-yard performances as a rookie.

NFL Record – 300-Yard Games in Rookie Season

Rk	Player (Team)	300+	Year
1	Andrew Luck (Ind)	6	2012
2t	Kyler Murray (AZ)	5	2019
2t	Daniel Jones (NYG)	5	2019
4t	Peyton Manning (Ind)	4	1998
4t	Carson Wentz (Phi)	4	2016

Murray's five 300-yard performances in 2019 equaled the total number of 300-yard outings by all other rookie QBs in franchise history.

Passing Yards (Accounts for all 300-yard games for a rookie)

Rk	Player	Yds	Game
1	Matt Leinart	405	11/26/06 @ Minnesota
2	Jake Plummer	388	11/16/97 @ NY Giants
3	Kyler Murray	349	9/15/19 @ Baltimore
4	Kyler Murray	340	10/13/19 vs. Atlanta
5	Jake Plummer	337	12/7/97 vs. Washington
6	Kyler Murray	325	12/29/19 @ L.A. Rams
7	Kyler Murray	324	11/10/19 @ Tampa Bay
8	Ryan Lindley	312	11/25/12 vs. St. Louis
9	Kyler Murray	308	9/8/19 vs. Detroit
10	Pat Coffee	306	12/5/37 vs. Chicago



- Playing his first NFL game vs. Detroit, Murray threw for 308 yards, becoming the fifth rookie in NFL history to throw for 300+ yards in a season-opener. He is the first Cardinals rookie in history to throw for 300+ yards in his first-career game.
- In Week 2, Murray threw for 349 yards against the Ravens. He joined Cam Newton (2011) as the only QBs in NFL history to throw for 300+ yards in each of their first two career games.
- After throwing for 340 yards against the Falcons in Week 6, Murray became the first rookie QB in franchise history to throw for 300+ yards in a win.

HALL OF FAME WORTHY STREAK

Last season, between the first quarter of Week 4 vs. Seattle and the fourth quarter of Week 10 at Tampa Bay, Murray attempted 211 consecutive passes without throwing an INT. His streak of 211 pass attempts without an INT was the longest for a rookie in NFL history.

NFL Rookie Record – Consecutive Pass Attempts w/o INT

Rk	Player (Team)	Att	Year
1	Kyler Murray (AZ)	211	2019
2t	Dak Prescott (Dal)	176	2016
2t	Derek Carr (Oak)	176	2014
4	Dak Prescott (Dal)	171	2016
5	Sam Bradford (StL)	169	2010

In honor of his record-breaking streak, the Pro Football Hall of Fame in Canton, OH displayed Murray's game-worn jersey from the Tampa Bay contest at the HOF "Pro Football Today Gallery."

A HEAVY WORKLOAD IN YEAR ONE

Despite being in his first season, Murray was the key to the Cardinals significantly improved offense in 2019. His statistics bear out just how much the Cardinals relied on their rookie signal-caller. He had:

- **542** pass attempts (9th in the NFL)
- **349** completions (10th in the NFL)
- **3,722** passing yards (15th in the NFL)
- **93** rush attempts (3rd among starting QBs)
- **544** rushing yards (2nd among starting QBs)
- **4** rushing TDs (tied for 4th among starting QBs)

24 TOUCHDOWNS IN YEAR ONE

After throwing a pair of TD passes in the 2019 season finale at the Rams, Murray finished the year with 24 combined TDs (20 passing, 4 rushing), a franchise rookie record for combined passing/rushing TDs.

Murray set the mark by establishing franchise rookie QB records for both TD passes (20) and rushing TDs (4) this season.

Franchise Rookie QB Record – TDs Rushing & Passing

Rk	Player (Year)	TDs	Pass	Rush
1	Kyler Murray (2019)	24	20	4
2	Jake Plummer (1997)	17	15	2
3	Matt Leinart (2006)	13	11	2
4t	M.C. Reynolds (1959)	11	11	0
4t	Josh Rosen (2018)	11	11	0



ANDRE PATTON

84 | WIDE RECEIVER | 6-2 | 200

COLLEGE: Rutgers

HOW ACQUIRED: FA-20

YEARS NFL/CARDINALS: 2/1

HOMETOWN: Wilmington, DE

DOB: May 28, 1994



PRO CAREER:

Originally signed with the Chargers as an undrafted rookie free agent on 5/12/17 and spent the 2017-18 seasons on Los Angeles' practice squad. Elevated to the Chargers active roster from the team's practice squad on 9/14/19. Released on 9/17/19 and re-signed to the Chargers practice squad on 9/18/19. Elevated to the Chargers active roster from the team's practice squad on 9/28/19. Released on 8/1/20 and signed a one-year contract with the Cardinals on 8/5/20.

2019: Played 13 games (five starts), caught six passes for 56 yards and tallied three special teams tackles ... inactive for one game and spent Weeks 1 and 3 on the practice squad ... made his NFL debut on special teams @ Det (9/15) ... notched his first-career reception with a 15-yard catch on third-and-nine vs. Mia (9/29); finished the game with two catches for 22 yards and a special teams tackle ... posted a career-high two special teams tackles vs. Den (10/6) ... made the first start of his career as the third WR and played extended offensive snaps @ Chi (10/27) ... had an eight-yard receptions @ Den (12/1) and vs. Min (12/15)

... caught two passes for 18 yards vs. Oak (12/22).

COLLEGE:

Totaled 90 receptions for 1,164 yards and 10 TDs in 44 games (27 starts) during his four seasons (2013-16) at Rutgers ... registered 33 catches for 460 yards and a team-high five TD receptions, which ranked ninth in the Big Ten Conference during the 2016 season ... ranked second on the team with 432 receiving yards and third with 34 receptions as a junior in 2015.

PERSONAL:

Prepped at St. Elizabeth (Wilmington, DE) High School, where he was named the 2012 Delaware Defensive Player of the Year by the media and the Delaware Interscholastic Football Coaches Association ... totaled 68 tackles and three INTs on defense while posting 48 receptions for 761 yards and eight TDs as a senior ... added 677 yards and 14 TDs on the ground ... also a four-year letter-winner in basketball for the Vikings ... attended Harlan (Wilmington, DE) Middle School with Steelers RB Wendell Smallwood ... studied Criminal Justice at Rutgers.

PATTON CAREER STATS

DATE	TEAM	GP	GS	RECEIVING					RUSHING				
				NO.	YDS	AVG	LG	TD	NO.	YDS.	AVG.	LG	TD
2019	Chargers	13	5	6	56	9.3	15	0	0	0	0.0	0	0
NFL TOTALS		13	5	6	56	9.3	15	0	0	0	0.0	0	0

PATTON CAREER STATS

KICKOFF RETURNS							PUNT RETURNS					
DATE	TEAM	RET.	YDS.	AVG.	LG	TD	NO.	FC	YDS	AVG	LG	TD
2019	Chargers	0	0	0.0	0	0	0	0	0	0.0	0	0
NFL TOTALS		0	0	0.0	0	0	0	0	0	0.0	0	0

SINGLE-GAME HIGHS: OFFENSIVE

Receptions 2 vs. Oakland Raiders, Dec 22, 2019
...1 more at 2.

Receiving Yards 22 at Miami Dolphins, Sep 29, 2019

Longest Reception 15 at Miami Dolphins, Sep 29, 2019

All-purpose yards 22 at Miami Dolphins, Sep 29, 2019

Special Teams Tackles 2 vs. Denver Broncos, Oct 06, 2019

Miscellaneous Tackles 2 vs. Minnesota Vikings, Dec 15, 2019

COREY PETERS

98 | DEFENSIVE LINEMAN | 6-3 | 335

COLLEGE: Kentucky

HOW ACQUIRED: UFA-15 (Atl)

YEARS NFL/CARDINALS: 11/6

HOMETOWN: Louisville, KY

DOB: June 8, 1988



NOTE CARDS

- Signed a three-year contract with the Cardinals on 3/11/15 as an unrestricted free agent after spending his first five NFL seasons with the Atlanta Falcons. Signed a three-year contract extension on 12/1/17 that will keep him with the team through the 2020 season.
- Voted a team captain each of the last two seasons (2018-19), selected as the Cardinals Art Rooney Sportsmanship Award nominee and named the Steve Schoenfeld Media Good Guy by the local PFWA chapter in 2018. Also named the Falcons 2011 Walter Payton Man of the Year in honor of his off-the-field community service as well as his play on the field.
- After missing entire 2015 season with torn left Achilles, played 58 games (57 starts) in four seasons (2016-19) and totaled 158 tackles, 31 tackles for loss, 6.0 sacks, a fumble recovery and 18 QB hits.

PRO CAREER:

Originally drafted by Atlanta in the third round (83rd overall) of the 2010 NFL Draft and re-signed (one-year contract) with the Falcons on 3/4/14. Signed a three-year contract with the Cardinals as an unrestricted free agent on 3/11/15. Signed a three-year contract extension with the Cardinals on 12/1/17.

2019: After being selected as a team captain for the second consecutive season, started all 16 games for the first time in his career and totaled 47 tackles, six tackles for loss, 2.5 sacks and six QB hits ... posted three tackles, two tackles for loss and a sack of Lamar Jackson @ Bal (9/15) ... tallied four tackles including a solo stop of Joe Mixon for no gain late in the second quarter @ Cin (10/6) ... registered a season-high five tackles, a tackle for loss, a QB pressure and a half-sack vs. Atl (10/13); paired with Rodney Gunter to bring down Matt Ryan for a nine-yard loss on third-and-two to force a second-quarter punt ... collected five tackles, a tackle for loss, a sack and a QB hit for a unit that totaled a season-high eight sacks, three forced fumbles (two lost) and 12 total QB hits while holding the Giants to 156 net passing yards @ NYG (10/20) ... recorded three tackles including a tackle for loss on the 49ers final offensive possession on Thursday Night Football vs. SF (10/31) ... posted four tackles and a team-high two QB pressures vs. Cle (12/15) ... had three tackles and a tackle for loss for a defense that allowed season lows in points (13), TDs (one), first downs (13), third down conversions (one), total net yards (224), net passing yards (133) and completion percentage (51.6%) @ Sea (12/22).

COLLEGE:

Three-year starter who totaled 146 tackles (83 solo), 27 tackles for loss, 11.5 sacks, 11 passes defended, three fumble recoveries and a forced fumble ... two-team SEC Academic Honor Roll member (2007-08) ... named the Wildcats Most Outstanding Defensive Player as a senior in '09 after posting a career-high 56 tackles, four sacks, 12 tackles for loss, five passes defended and a forced fumble ... totaled 36 tackles while appearing in 13 games as a junior in '08, adding 10 tackles for loss and 4.0 sacks ... as a sophomore in '07, was named Most Improved Defensive Player as chosen by the Wildcat coaches ... totaled 43 tackles on the season, including four for loss and 2.5 sacks ... claimed a spot on the SEC Academic Honor Roll ... as a freshman in '06, appeared in 11 games (two starts) and totaled 18 tackles on the season.

PERSONAL:

Attended Central (Louisville, KY) High School where he was a four-year letterman and three-year starter on the defensive line ... first-team (Louisville Courier-Journal) and second-team (AP) All-State selection as a senior with 91 tackles, 15 sacks, three INTs, five forced fumbles, three fumble recoveries and seven passes defended ... played in the Kentucky-Tennessee High School All-Star game ... part of a Central team that went to the state playoffs all three years he was a starter ... lettered and advanced to the state meet four consecutive years in wrestling ... participated in baseball and track and field ... in June of 2019, was inducted into the Kentucky Pro Football Hall of Fame ... earned a degree in Secondary Education.

16-GAME STARTER

For the first time in his 10-year NFL career, DL **Corey Peters** started all 16 games last season, joining 10 of his Cardinals teammates who also started every game in 2019.

It marked the most 16-game starters for Arizona since the team had 13 in 2013, and only the Packers (13) and Bills (12) had more players start every game in 2019.

NFL Leaders – Teams with 16-Game Starters (2019)

Rk	Team	Players
1	Green Bay Packers	13
2	Buffalo Bills	12
3	Arizona Cardinals	11
4	Dallas Cowboys	10
5	Seven Teams	8

Cardinals 16-Game Starters (five on defense and six on offense):

- **Budda Baker** - Started all 16 games for the first time in his career.
- **Jordan Hicks** - Second-career 16-start season and first since 2016.
- **D.J. Humphries** - Started all 16 games for the first time in his career.
- **Chandler Jones** - Has started all 64 games in four seasons with AZ.
- **Larry Fitzgerald** - Has started all 16 games a team-record 12 times.
- **Corey Peters** - First 16-start campaign in his 10-year NFL career.
- **Byron Murphy** - One of four NFL rookie defenders to start 16 games.
- **Kyler Murray** - First rookie QB in team history to start all 16 games.
- **Justin Pugh** - First 16-start season since his rookie year in 2013.
- **A.Q. Shipley** - Started all 16 games after missing all of 2018.
- **J.R. Sweezy** - Second-career 16-start season and first since 2014.



PETERS CAREER STATS

DATE	TEAM	GP	GS	TACKLES							QBH	INTERCEPTIONS					FUMBLES		
				TK	S	A	TFL	YDS	SK	YDS		NO	YDS	LG	TD	PD	FF	FR	YDS
2010	Falcons	16	15	40	30	10	2	0	1.0	4.0	1	0	0	0	0	1	0	0	0
2011	Falcons	15	15	33	26	7	6	0	3.0	29.0	6	1	1	1	0	2	0	1	13
2012	Falcons	10	8	21	15	6	0	0	0.0	0.0	0	0	0	0	0	1	1	0	0
2013	Falcons	15	15	53	37	16	6	46	5.0	41.0	7	0	0	0	0	2	0	0	0
2014	Falcons	15	2	32	18	14	6	42	2.0	14.0	5	0	0	0	0	0	0	0	0
2016	Cardinals	15	14	30	23	7	8	7	0.0	0.0	2	0	0	0	0	0	0	0	0
2017	Cardinals	12	12	30	21	9	8	11	1.0	6.0	5	0	0	0	0	1	0	0	0
2018	Cardinals	15	15	51	31	20	9	17	2.5	11.0	5	0	0	0	0	1	0	1	0
2019	Cardinals	16	16	47	28	19	6	22	2.5	17.5	6	0	0	0	0	0	0	0	0
NFL TOTALS		12	11	337	229	108	51	145	17.0	122.5	37	1	1	1	0	8	1	2	13
		9	2																

PETERS POSTSEASON STATS

DATE	TEAM	GP	GS	TACKLES							QBH	INTERCEPTIONS					FUMBLES		
				TK	S	A	TFL	YDS	SK	YDS		NO	YDS	LG	TD	PD	FF	FR	YDS
2010	Falcons	1	1	5	4	1	1	0	0.0	0.0	0	0	0	0	0	0	0	0	0
2011	Falcons	1	1	1	1	0	1	0	0.0	0.0	0	0	0	0	0	0	0	0	0
2012	Falcons	2	2	6	5	1	1	0	1.0	9.0	1	0	0	0	0	1	0	0	0
NFL TOTALS		4	4	12	10	2	3	0	1.0	9.0	1	0	0	0	0	1	0	0	0

SINGLE-GAME HIGHS: DEFENSIVE

Total Tackles	8 vs. Oakland Raiders, Nov 18, 2018	Tackles For Loss	4 vs. Tampa Bay Buccaneers, Sep 18, 2014
Sacks	2.0 at Minnesota Vikings, Oct 14, 2018	Interceptions	1 vs. Carolina Panthers, Oct 16, 2011
Passes Defensed	1 at Kansas City Chiefs, Nov 11, 2018	Interception Long Return	1 vs. Carolina Panthers, Oct 16, 2011
	...7 more at 1.	Safeties	1 at Buffalo Bills, Sep 25, 2016
Forced Fumbles	1 at Detroit Lions, Dec 22, 2012	Special Teams Tackles	1 at Seattle Seahawks, Dec 22, 2019
Fumble Recoveries	1 vs. Chicago Bears, Sep 23, 2018		...1 more at 1.
	...1 more at 1.		

SINGLE-GAME HIGHS - POSTSEASON: DEFENSIVE

Total Tackles	5 vs. Green Bay Packers, Jan 15, 2011	Passes Defensed	1 vs. San Francisco 49ers, Jan 20, 2013
Sacks	1.0 vs. San Francisco 49ers, Jan 20, 2013	Tackles For Loss	1 vs. San Francisco 49ers, Jan 20, 2013
			...2 more at 1.

CARDINALS PLAYER OF THE MONTH & ROOKIE OF THE MONTH SELECTIONS

The Cardinals have had 10 NFC Player of the Month selections since the award began in 1986. The most recent selection was LB Chandler Jones as Defensive Player of the Month in December 2017.

Month, Year	Player (Award)	Month, Year	Player (Award)
October, 1988	QB Neil Lomax (Offensive)	November, 2011	CB Patrick Peterson (Special Teams)
November, 1996	QB Boomer Esiason (Offensive)	December, 2014	CB Justin Bethel (Special Teams)
November, 2001	S Kwamie Lassiter (Defensive)	November, 2015	S Tyrann Mathieu (Defensive)
October, 2005	K Neil Rackers (Special Teams)	October, 2016	RB David Johnson (Offensive)
December, 2005	K Neil Rackers (Special Teams)	December, 2017	LB Chandler Jones (Defensive)

In addition, six different Cardinals have been named NFL Rookie of the Month a total of seven times. RB David Johnson was the most recent winner, as he was honored with the NFL Offensive Rookie of the Month award for December 2015/January 2016.

Month, Year	Player (Award)	Month, Year	Player (Award)
September, 1996	DE Simeon Rice (Defensive)	December, 2008	CB Dominique Rodgers-Cromartie (Defensive)
November, 1997	QB Jake Plummer (Offensive)	October, 2013	S Tyrann Mathieu (Defensive)
September, 2003	WR Anquan Boldin (Offensive)	Dec., 2015/Jan. 2016	RB David Johnson (Offensive)
November, 2003	WR Anquan Boldin (Offensive)		



CARDINALS IN THE COMMUNITY

Since defensive lineman Corey Peters signed with the Cardinals as a free agent in 2015, he has displayed his commitment to the Arizona community through his various charitable appearances.

His foundation, the Peters Education Enrichment Project (PEEP), was established in 2012 and is centered around the South Pointe school system. Peters provides lunch and hosts a bi-weekly book club at South Pointe High School and this past November he took part in South Pointe Elementary School's Turkey Trot in partnership with St. Vincent de Paul.

Peters spoke with students at the school and followed that up by participating in a day of field activities. Along with St. Vincent de Paul of Arizona, Peters provided 24 families with a care package of food and hygiene products. He also has worn custom-designed cleats in support of PEEP as part of the NFL's My Cause, My Cleats campaign.



During COVID-19, Peters launched a weekly virtual book club, The Corey Peters Playbook, which provided an educational outlet for all Arizona high school students. He joined the students over Zoom and had meaningful discussions about a variety of books. Peters also became an ambassador for Feed the Children, a non-profit organization whose mission is to end childhood hunger. He helped raise awareness on Giving Tuesday and provided PSA support to grow the cause and help families in need.

At Super Bowl LIV in Miami, Peters teamed up with the Kids In Need Foundation, a non-profit organization that ensures every child is prepared to learn and succeed in the classroom by providing free school supplies. He helped deliver backpacks and school supplies to Fisher Elementary School in the Miami-Dade County Public School district.

In 2018, the Corey Peters "Lineman Challenge" was established. Each summer, Peters holds a football skills camp specializing in developing offensive and defensive lineman at the high school level.

Along with his fellow defensive linemen, Peters was a part of a holiday shopping event presented by Desert Financial for 50 kids and their families at Walmart last December. Each child received a \$200 gift card to shop for themselves and family.

In the 2019 offseason, Peters and team mascot Big Red participated in a Gatorade Jr. Training Camp in Gilbert for 150 special needs students. On two different occasions, he joined Nicole Bidwill to take part in the team's annual "Pink Game" to support Breast Cancer Awareness.

In 2018, the group from the Cardinals recognized Breast Cancer survivors at the Mesa High School game against Westwood High School in October. In 2016, Peters visited Greenway High School for the Cardinals annual "Pink Game" and participated in a special halftime presentation to honor breast cancer survivors.

Peters was selected as the Cardinals 2018 nominee for the Art Rooney Sportsmanship Award. Established in 2014 in honor of the late founding owner of the Pittsburgh Steelers and Pro Football Hall of Famer Art Rooney, Sr., the annual award recognizes players who demonstrate qualities of on-field sportsmanship, including fair play, respect for the game and opponents and integrity in competition.

In 2017, Peters joined a number of teammates and a group from the Cardinals Women's Club to visit Phoenix Children's Hospital for a birthday party in the Kids Zone. Each month, the Kids Zone at PCH holds a party for all patients who have a birthday in that month. The Arizona Cardinals Women's Club sponsored the event, which featured games with the patients as well as pizza and cake.

Peters also hosted 20 families from the Arizona Cardinals Preparatory Academy for a Holiday Kids Camp. Peters and his teammates adopted the students and families at the Preparatory Academy so they could have a happy holiday season. In addition to the Kids Camp, the students got presents from the Cardinals and each family received a free mattress donated by Brooklyn Bedding.

During the holiday season, Peters and Cardinals teammates visited Boys Hope Girls Hope for the team's annual Christmas Party. Boys Hope Girls Hope helps academically capable and motivated children by providing family like homes, opportunities and education through college.

In the 2017 offseason, Peters was part of a group of Cardinals players that joined Arizona Governor Doug Ducey to participate in the annual "Read Across America" program at the Phoenix Salvation Army KROC Center. The event took place on Dr. Seuss' birthday (March 2) and helps motivate children to read and focuses the country's attention on the importance of reading. He was back at the KROC Center and partnered with teammates for the "Team Smile" event to provide 300 kids free dental care while participating in an Easter Egg hunt.

In 2016, he was part of a group from the Cardinals that took part in a field ribbon cutting ceremony at Thew Elementary School in Tempe, AZ to create a lighted football field for the school's physical education program and for the city.

Peters and his Cardinals teammates also hosted the team's annual "Pro vs. G.I. Joe" program where Cardinals players competed in video games with Arizona soldiers from the Wounded Warrior Regiment who are based in Iraq and Kuwait as part of a program set up through the USO.



KEVIN PETERSON

27 | CORNERBACK | 5-11 | 185

COLLEGE: Oklahoma State

HOW ACQUIRED: WV-19 (LAR)

YEARS NFL/CARDINALS: 3/2

HOMETOWN: Wagoner, OK

DOB: March 22, 1994



PRO CAREER:

Signed by Chicago as an undrafted rookie free agent on 5/9/16. Released on 8/30/16 and re-signed by the Bears on 9/1/16. Released on 9/3/16 and signed to the Rams practice squad on 12/27/16. Re-signed with the Rams on 1/3/17. Released on 9/4/17 and signed to the Rams practice squad on 9/5/17. Elevated to the active roster from the Rams practice squad on 9/16/17. Released on 9/19/17 and re-signed to the Rams practice squad on 9/21/17. Elevated to the active roster from the Rams practice squad on 11/22/17. Released on 8/31/19 and claimed off waivers by the Cardinals on 9/1/19. Re-signed with Arizona on a one-year contract on 5/12/20.

2019: Played 14 games (three starts) and totaled 16 tackles, two passes defended and six special teams tackles before being played on injured reserve (shoulder) on 12/18 ... had three tackles and broke up a Russell Wilson pass intended for D.K. Metcalf in the end zone with 29 seconds left in the second quarter vs. Sea (9/29) ... tallied three tackles on defense and one on special teams @ Cin (10/6) and vs. Atl (10/13) ... had two

tackles on defense and one on special teams on TNF vs. SF (10/31) ... tallied four tackles and deflected a Jameis Winston pass intended for Chris Godwin in the end zone during the fourth quarter @ TB (11/10).

COLLEGE:

Two-time first-team All-Big 12 selection at Oklahoma State where he totaled 143 tackles, nine tackles for loss, five INTs, 23 passes defended and a fumble recovery in 34 games ... posted 42 tackles, 4.5 sacks and one INT as a senior in 2015 ... led the team with 13 passes defended and notched two INTs as a junior in 2014.

PERSONAL:

Attended Wagoner (OK) High School where he was named the Oklahoma Player of the Year and Defensive Player of the Year by the Tulsa World as a senior ... played both sides of the ball and rushed for 25 TDs as a senior ... also lettered in track and basketball ... won the state championship in the 100 and 200-meter dashes ... majored in Education.

PETERSON CAREER STATS

DATE	TEAM	GP	GS	TACKLES								INTERCEPTIONS					FUMBLES			ST				
				TK	S	A	TFL	YDS	SK	YDS	QBH	NO	YDS	LG	TD	PD	FF	FR	YDS	TK	S	A	FF	FR
2017	Rams	6	1	10	6	4	0	0	0.0	0.0	0	2	42	38	0	6	0	1	0	1	1	0	0	0
2019	Cardinals	14	3	16	12	4	0	0	0.0	0.0	0	0	0	0	0	2	0	0	0	6	3	3	0	0
NFL TOTALS		20	4	26	18	8	0	0	0.0	0.0	0	2	42	38	0	8	0	1	0	7	4	3	0	0

PETERSON POSTSEASON STATS

DATE	TEAM	GP	GS	TACKLES								INTERCEPTIONS					FUMBLES			ST				
				TK	S	A	TFL	YDS	SK	YDS	QBH	NO	YDS	LG	TD	PD	FF	FR	YDS	TK	S	A	FF	FR
2017	Rams	1	0	0	0	0	0	0	0.0	0.0	0	0	0	0	0	0	0	0	0	0	0	0	0	0
NFL TOTALS		1	0	0	0	0	0	0	0.0	0.0	0	0	0	0	0	0	0	0	0	0	0	0	0	0


SINGLE-GAME HIGHS: DEFENSIVE

Total Tackles 7 vs. San Francisco 49ers, Dec 31, 2017
Passes Defended 5 vs. San Francisco 49ers, Dec 31, 2017
Fumble Recoveries 1 vs. San Francisco 49ers, Dec 31, 2017

Interceptions 2 vs. San Francisco 49ers, Dec 31, 2017
Interception Long Return 42 vs. San Francisco 49ers, Dec 31, 2017
Special Teams Tackles 1 vs. Cleveland Browns, Dec 15, 2019
 ...6 more at 1.



PATRICK PETERSON

21 | CORNERBACK | 6-1 | 203**COLLEGE:** LSU**HOW ACQUIRED:** D1-11**YEARS NFL/CARDINALS:** 10/10**HOMETOWN:** Pompano Beach, FL**DOB:** July 11, 1990**PRO BOWL SELECTION:** 2011, 2012, 2013, 2014, 2015, 2016, 2017, 2018

NOTE CARDS

- The Cardinals first-round selection and the fifth overall pick in the 2011 NFL Draft, Peterson was the first CB taken. Signed a five-year extension on 7/29/14 that will keep him under contract through the 2020 season.
- Five-time team captain (2013, 2015-18) has totaled 426 tackles, nine tackles for loss, 4.0 sacks, 25 INTs (one returned for a TD), 107 passes defended, two forced fumbles and three fumble recoveries in 138 games (all starts) during his first nine NFL seasons. Only six players in Cardinals history had more INTs than Peterson had in his first nine seasons (25).
- Started all 128 games during his first eight NFL seasons, becoming the first Cardinal since at least the 1970 NFL-AFL merger to start 100+ consecutive games to begin his career.
- In April of 2020, named to the 2010-19 All-Decade Team by the Pro Football Hall of Fame's 48-member selection committee.
- Voted to the Pro Bowl in each of his first eight NFL seasons – seven times at CB (2012-18) and once as a kick returner (2011). Joined Hall of Famers Jim Brown and Barry Sanders as the only players in NFL history to be chosen to eight Pro Bowls before their 29th birthday. Peterson is the only player in team history selected to the Pro Bowl in each of his first eight NFL seasons, and his eight consecutive Pro Bowl selections are a franchise record.
- Earned first-team All-Pro honors three times with two selections at CB (2013, 2015) and one as a kick returner (2011).
- Named NFC Defensive Player of the Week three times (Week 15, 2019; Week 10, 2014; Week 4, 2013), NFC Special Teams Player of the Week twice (Week 9, 2011; Week 12, 2011) and Special Teams Player of the Month once (November 2011).
- Became the first NFL defender since at least the 1970 NFL-AFL merger to have a reception and a completion in the same game vs. Det (9/15/13). Peterson's gloves and the football used on the pass completion were sent to the Pro Football Hall of Fame in Canton, OH.
- Led the NFL in punt return yards (699) and TDs (four) in 2011 while becoming the first player in NFL history with four punt return TDs of 80+ yards (99, 89, 82 and 80) in a single season. Became just the fourth player in NFL history – and second rookie (Jack Christiansen, 1951) – with four punt return TDs in a single season.
- Broke the NFL rookie record for the most punt return yards previously set by Pittsburgh's Louis Lipps (656 in 1984) with 699, which ranks as the second-highest single-season total in NFL history behind Green Bay's Desmond Howard (875 in 1996).

PRO CAREER:

The Cardinals first-round selection (fifth overall) in the 2011 NFL Draft, Peterson has earned first-team All-Pro honors as both a cornerback and kick returner. The eight-time Pro Bowl selection started 138 regular season games and three postseason matchups during his first nine NFL seasons. Signed a five-year extension on 7/29/14 that will keep him under contract through the 2020 season.

2019: Totaled 53 tackles, three tackles for loss, a sack, two INTs, seven passes defended and a forced fumble in 10 games (all starts) after being activated to the 53-man roster in Week 7 ... posted seven tackles, his fourth-career sack and his second-career forced fumble for a unit that totaled a season-high eight sacks, three forced fumbles (two recovered) and 12 total QB hits while holding the Giants to 156 net passing yards @ NYG (10/20); blitzed on fourth-and-10 late in the fourth quarter and got to Daniel Jones, forcing a fumble that was recovered by Haason Reddick at the Giants 20-yard line ... recorded six tackles, a pass defended and his first INT of the season @ NO (10/27); picked off a deep pass from Drew Brees on the sideline at the Cardinals 21-yard line; tied Kwamie Lassiter for seventh place in franchise history with his 24th-career INT ... collected seven tackles, his 25th-career INT and a season-high three passes defended vs. Cle (12/15); ended the Browns first offensive possession by intercepting a Baker Mayfield pass intended for Odell Beckham Jr. in the end zone; allowed five receptions for 38 yards and a 15.3 passer rating on 12 targets, according to Pro Football

Focus; earned NFC Defensive Player of the Week honors for his performance ... had three tackles and a tackle for loss for a defense that allowed season lows in points (13), TDs (one), first downs (13), third down conversions (one), total net yards (224), net passing yards (133) and completion percentage (51.6) @ Sea (12/22); targeted just once while shadowing D.K. Metcalf, who did not record a catch ... had seven tackles, a tackle for loss and two passes defended in the season finale @ LAR (12/29); allowed eight completions for 87 yards, one TD, an INT and a 49.4 passer rating on 20 targets in Games 14-16, according to Pro Football Focus.

COLLEGE:

Played in 39 games (30 starts) and totaled 135 tackles, seven INTs, 22 passes defended, a forced fumble and a fumble recovery in three seasons before leaving for the NFL following his junior season ... one of the nation's most decorated collegiate players in 2010, winning both the Bednarik Award (nation's top defender) and the Thorpe Award (nation's top defensive back) ... the first LSU player to win either award and became the first defensive back to win the Bednarik Award since Michigan's Charles Woodson in 1997 ... scored four TDs during his Tigers career, returning two punts, an INT and a blocked FG for TDs ... a unanimous All-American selection as a junior in '10 ... also became the first player in LSU history to win the Thorpe Award as the nation's top DB ... earned SEC Defensive Player of the Year and Special Teams Player of the Year honors from the league's coaches ... All-SEC first-team selection as a CB and return specialist ... a defensive



captain, started all 13 games at right CB and totaled 42 tackles (29 solos), four INTs and six passes defended ... added 1.5 tackles for loss, one QB hurry and blocked a FGA for a defense that ranked in the top 12 nationally in three categories (scoring defense, pass defense and total defense) ... returned two punts for TDs ... established school records with 32 kickoffs for 932 yards, ranking first in the SEC and ninth in the country with an average of 29.1 yards per return ... 932 kick return yards ranked as the fifth-best total in SEC history and shattered the previous school record of 618 yards (Domanick Davis-1999) ... returned 26 punts for 418 yards and two TDs, placing first in the SEC and fourth in the country with an average of 16.1 yards per return ... All-SEC second-team choice by the league's coaches and media and co-recipient of LSU's Percy E. Roberts Award as the team's most outstanding defensive player during his sophomore season in '09 ... earned second-team All-American honors from the Sporting News ... started all 13 games at right CB and tallied a career-high 52 tackles (43 solos), two INTs (one of which he returned for a TD) and 13 passes defended ... also recovered one fumble ... picked up a blocked FGA and raced 53 yards for a TD in the first quarter at Ole Miss ... played 13 games as a freshman in '08, starting the final four contests of the season, including a

bowl win over Georgia Tech ... totaled 41 tackles, an INT, three passes defended, a forced fumble and a QB hurry.

PERSONAL:

One of the most highly prized recruits in the country, Peterson was named the USA Today Defensive Player of the Year as a senior in 2007 at Blanche Ely (Pompano Beach, FL) High School and was named to the Parade All-America team and the USA Today All-America Team ... played in the U.S. Army All-American Bowl and was one of six finalists for the U.S. Army Player of the Year Award ... totaled 21 tackles and five INTs as a senior, adding 733 yards rushing and 11 TDs on offense ... as a junior, earned All-Broward County first-team and 5A All-State second-team honors after totaling seven INTs and 37 tackles ... scored six TDs as a junior, three on kickoff returns, two as a receiver and one on the ground ... rushed for 213 yards on just 10 carries as a RB ... donated \$1 million to LSU's weight room that is now named after Peterson ... brother, Avery Johnson, played WR at Cincinnati ... cousin of former NFL CB Bryant McFadden, CB Walter McFadden, WR Santana Moss and WR Sinorice Moss ... Sports Administration major ... wife Antonique is a doctor who worked on the front lines of the COVID-19 pandemic; has two daughters, Paityn and Parker.

21 NOW WITH 25 INTERCEPTIONS

The Cardinals selected CB **Patrick Peterson** with the fifth pick in the 2011 NFL Draft, and in his first eight seasons, he earned eight Pro Bowl selections and was named first-team All-Pro three times.

Considered one of the game's best cover corners, Peterson was the only active player who was among the 30 defensive backs selected as finalists for the NFL 100 All-Time Team.

Since his rookie season in 2011, only four NFL players have more INTs than Peterson.

NFL Leaders – Interceptions (2011-19)

Rk	Player (Team)	INTs
1	Richard Sherman (SF)	35
2	Reggie Nelson (FA)	29
3	Marcus Peters (Bal)	27
4t	Patrick Peterson (AZ)	25
4t	Earl Thomas (Bal)	25
6	Stephon Gilmore (NE)	24
7	Five Players Tied	23



Only six players in franchise history, including four Pro Football Hall of Fame inductees, have more INTs than Peterson.

Franchise Leaders – Interceptions (All-Time)

Rk	Player (Years)	INTs
1	Larry Wilson (1960-72)+	52
2	Aeneas Williams (1991-2000)+	46
3	Roger Wehrli (1969-82)+	40
4	Night Train Lane (1954-59)+	30
5	Pat Fischer (1961-67)	29
6	Adrian Wilson (2001-12)	27
7	Patrick Peterson (2011-19)	25
8	Kwamie Lassiter (1995-2002)	24
9	Norm Thompson (1971-76)	22
10t	Jerry Davis (1948-51)	21
10t	Ray Ramsey (1950-53)	21

+Hall of Fame Inductee

With two INTs in 2019 – one vs. New Orleans in Week 8 and one vs. Cleveland in Week 15 – Peterson now has multiple INTs in eight of his nine NFL seasons.

Peterson, San Francisco's Richard Sherman (8) and Baltimore's Earl Thomas (8) are the only players in the NFL with multiple INTs in at least eight of the last nine seasons (2011-19).

PETERSON CAREER STATS

				TACKLES								INTERCEPTIONS						FUMBLES			ST					
DATE	TEAM	GP	GS	TK	S	A	TFL	YDS	SK	YDS	QBH	NO	YDS	LG	TD	PD	FF	FR	YDS	TK	S	A	FF	FR		
2011	Cardinals	16	16	63	57	6	1	0	1.0	4.0	0	2	1	1	0	13	0	0	0	0	0	0	0	1		
2012	Cardinals	16	16	59	50	9	2	0	0.0	0.0	0	7	64	31	0	17	0	1	60	0	0	0	0	4		
2013	Cardinals	16	16	40	37	3	0	0	0.0	0.0	0	3	59	43	0	30	0	0	0	0	0	0	0	2		
2014	Cardinals	16	16	46	39	7	0	0	1.0	0.0	1	3	30	30t	1	8	0	0	0	0	0	0	0	0		
2015	Cardinals	16	16	35	34	1	0	0	0.0	0.0	0	2	41	40	0	10	1	0	0	2	2	0	0	0		
2016	Cardinals	16	16	46	39	7	1	1	0.0	0.0	0	3	27	25	0	8	0	0	0	1	1	0	0	1		
2017	Cardinals	16	16	33	28	5	0	0	0.0	0.0	0	1	22	22	0	9	0	1	47	0	0	0	0	0		
2018	Cardinals	16	16	51	42	9	2	4	1.0	0.0	0	2	0	0	0	5	0	1	49	0	0	0	0	0		
2019	Cardinals	10	10	53	46	7	3	29	1.0	13.0	1	2	0	0	0	7	1	0	0	0	0	0	0	0		
NFL TOTALS		138	138	426	372	54	9	34	4.0	17.0	2	25	244	43	1	107	2	3	156	3	3	0	0	8		



PETERSON POSTSEASON STATS

DATE	TEAM	GP	GS	TACKLES								INTERCEPTIONS					FUMBLES			ST				
				TK	S	A	TFL	YDS	SK	YDS	QBH	NO	YDS	LG	TD	PD	FF	FR	YDS	TK	S	A	FF	FR
2014	Cardinals	1	1	4	4	0	0	0	0.0	0.0	0	0	0	0	0	0	0	0	0	0	0	0	0	0
2015	Cardinals	2	2	3	3	0	0	0	0.0	0.0	0	1	72	72	0	1	0	0	0	0	0	0	0	0
NFL TOTALS		3	3	7	7	0	0	0	0.0	0.0	0	1	72	72	0	1	0	0	0	0	0	0	0	0

SINGLE-GAME HIGHS: DEFENSIVE

Total Tackles	8 vs. Los Angeles Rams, Dec 01, 2019 ...1 more at 8.	Tackles For Loss	1 at Los Angeles Rams, Dec 29, 2019 ...8 more at 1.
Sacks	1.0 at New York Giants, Oct 20, 2019 ...3 more at 1.0.	Interceptions	2 vs. St. Louis Rams, Nov 09, 2014 ...1 more at 2.
Passes Defensed	5 at Tampa Bay Buccaneers, Sep 29, 2013	Interception Long Return	43 vs. Carolina Panthers, Oct 06, 2013
Forced Fumbles	1 at New York Giants, Oct 20, 2019 ...1 more at 1.	Special Teams Tackles	1 at Los Angeles Rams, Jan 01, 2017 ...2 more at 1.
Fumble Recoveries	1 at San Francisco 49ers, Oct 07, 2018 ...2 more at 1.	Special Teams Fumble Recoveries	3 vs. Miami Dolphins, Sep 30, 2012

SINGLE-GAME HIGHS - POSTSEASON: DEFENSIVE

Total Tackles	4 at Carolina Panthers, Jan 03, 2015	Interceptions	1 at Carolina Panthers, Jan 24, 2016
Passes Defensed	1 at Carolina Panthers, Jan 24, 2016	Interception Long Return	72 at Carolina Panthers, Jan 24, 2016

SINGLE-GAME HIGHS: OFFENSIVE

Rush Attempts	1 vs. St. Louis Rams, Dec 08, 2013 ...6 more at 1.	Kickoff Return Yards	24 vs. San Francisco 49ers, Sep 27, 2015
Rushing Yards	17 at New England Patriots, Sep 16, 2012	Longest Kickoff Return	24 vs. San Francisco 49ers, Sep 27, 2015
Longest Runs	17 at New England Patriots, Sep 16, 2012	Punt Return Yards	127 vs. St. Louis Rams, Nov 06, 2011
Receptions	1 vs. Indianapolis Colts, Nov 24, 2013 ...9 more at 1.	Longest Punt Return	99t vs. St. Louis Rams, Nov 06, 2011
Receiving Yards	19 vs. Seattle Seahawks, Oct 17, 2013	Punt Returns	6 vs. Houston Texans, Nov 10, 2013 ...1 more at 6.
Longest Reception	19 vs. Seattle Seahawks, Oct 17, 2013	Punt Return TDs	1 at St. Louis Rams, Nov 27, 2011 ...3 more at 1.
All-purpose yards	127 vs. St. Louis Rams, Nov 06, 2011	Special Teams Tackles	1 at Los Angeles Rams, Jan 01, 2017 ...2 more at 1.
Kickoff Returns	1 at Seattle Seahawks, Dec 24, 2016 ...3 more at 1.	Most TDs	1 vs. St. Louis Rams, Nov 09, 2014 ...4 more at 1.

SINGLE-GAME HIGHS - POSTSEASON: OFFENSIVE

All-purpose yards	74 at Carolina Panthers, Jan 24, 2016	Longest Punt Return	12 vs. Green Bay Packers, Jan 16, 2016
Punt Return Yards	12 vs. Green Bay Packers, Jan 16, 2016	Punt Returns	2 at Carolina Panthers, Jan 24, 2016

THREE CARDINALS ON NFL'S ALL-DECADE TEAM

In April, WR **Larry Fitzgerald**, LB **Chandler Jones** and CB **Patrick Peterson** were named to the 2010-19 All-Decade Team by the National Football League and Pro Football Hall of Fame. The 55-member team was the result of votes cast over several weeks by the Pro Football Hall of Fame's 48-member selection committee. Only players who received at least one selection to a Pro Bowl, Associated Press All-Pro team or Pro Football Writers Association all-conference team during the 2010-19 seasons were eligible.

Fitzgerald, the only active receiver among the 10 named to the NFL 100 All-Time Team last December, has played 16 seasons with the Cardinals who selected him 3rd overall in the 2004 NFL Draft. He enters the 2020 season ranked second in NFL history in both receptions (1,378) and receiving yards (17,038) and sixth in league annals with 120 career TD receptions. Fitzgerald earned seven Pro Bowl selections over the last decade (2010-19), the most by any receiver during that span.

Acquired by Arizona in 2016, **Jones** has accumulated an NFL-high 60.0 sacks, 210 tackles, 67 tackles for loss, 98 QB hits, an NFL-high 17 forced fumbles and six fumble recoveries in four seasons (2016-19) with the Cardinals. A three-time Pro Bowl selection (2015, '17 and '19) and two-time first-team All-Pro (2017 and '19), no NFL player has more sacks (96.0) and forced fumbles (27) since 2012 when Jones entered the league as a first-round selection (21st overall) by New England.

The fifth overall pick in the 2011 NFL Draft, **Peterson** has played his entire nine-year career (2011-19) in Arizona and has started all 138 games played during that span. A three-time first-team All-Pro selection, Peterson joined Hall of Famers Jim Brown and Barry Sanders as the only players in NFL history to be chosen to eight Pro Bowls before their 29th birthday. A five-time team captain, Peterson has totaled 426 tackles, 25 INTs (one returned for a TD), 107 passes defensed, nine tackles for loss, 4.0 sacks, two forced fumbles and three fumble recoveries.



CARDINALS IN THE COMMUNITY

Pro Bowler Patrick Peterson's play on the field has made him one of the NFL's brightest stars. The Cardinals two-time (2015 and '17) "Walter Payton NFL Man of the Year" has used his status to give back to the community through the development of his own foundation, the Patrick Peterson Foundation for Success.

Being selected as the Cardinals "Walter Payton NFL Man of the Year" helps recognize a player's off-the-field community service as well as his playing excellence. As part of the award in 2017, Peterson received a \$50,000 donation to the Patrick Peterson Foundation for Success and an additional \$50,000 donation in his name to expand Arizona's United Way Character Playbook program. He also received two Super Bowl LII tickets to give to a community hero. In 2015, the NFL provided \$5,000 to Peterson's foundation and Nationwide offered an additional \$10,000 for receiving the honor.



Peterson was also selected as the Cardinals 2017 nominee for the Art Rooney Sportsmanship Award. Established in 2014 in honor of the late founding owner of the Pittsburgh Steelers and Pro Football Hall of Famer Art Rooney, Sr., the annual award recognizes players who demonstrate qualities of on-field sportsmanship, including fair play, respect for the game and opponents and integrity in competition.

Established in 2013, the Patrick Peterson Foundation for Success aims to provide low-income and inner-city youth with opportunities and resources to reach their full potential. The foundation hopes to implement an excellent balance for community development through a variety of programs, events and charitable initiatives held throughout the year. The foundation's signature program is "Patrick's Corner" – a literacy program that places libraries in schools and inner-city community center. All 14 Patrick's Corners are furnished with bookshelves, beanbag chairs, a reading module, audio library and a stereo listening center, providing at-risk students with access to 1,200 age-appropriate books. Each corner serves as a dedicated area where students and their families can read, learn and explore together.

In collaboration with "Patrick's Corner," Peterson launched the "Pick Up a Book" initiative within the Phoenix community which is designed to bring families, schools and communities together to support children's literacy development.

The program works to:

- Help families foster the skills, attitudes and behaviors that support children's literacy development
- Help schools engage families through fun, literacy-based events
- Better prepare children for reading and learning
- Support schools with their family engagement goals

In September of 2017, Peterson expanded upon the foundation's signature program through a community partnership with Arizona non-profit, Furnishing Dignity. Through the partnership, mini Patrick's Corners have been implemented into the homes of families who need furnishings and other essential household items. In May of 2017, Peterson and his wife, Antonique, visited Haiti as guests of Mission of Hope. They visited schools, helped children read and write, and played soccer and kickball. Antonique, who is a doctor, assisted at medical centers. The pair also collected fresh water from local spring wells for villages without clean water.

Last December, Peterson hosted his seventh annual "Shop with a Jock" event at Walmart. Peterson, with the help of Santa and his teammates, hosts the holiday event each year for 50 low-income and at-risk inner-city families and provides the children with a unique holiday shopping experience. He has also hosted his "Show and Tell" car show in Mesa in the offseason to benefit his foundation.

Another yearly event is the annual Patrick Peterson "Celebrity Golf Tournament." The two-day event includes a red-carpet VIP welcome party and a golf tournament at Superstition Mountain Golf and Country Club in Gold Canyon. Peterson has also hosted "Celebrity Golf Challenge" events at Topgolf in Arizona to benefit his foundation and his "Celebs and Steaks" fundraising dinner featuring celebrities as waiters.

His commitment to helping people isn't exclusive to Arizona. When devastating floods ravaged Baton Rouge, LA in 2016, Peterson and his former LSU and Cardinals teammate Tyrann Mathieu stepped up to help. They joined forces and purchased school supplies and clothing for 700 children, including 100 kids from the Boys & Girls Club of Baton Rouge. In addition, Peterson helped raise more than \$40,000 for the Baton Rouge Area Foundation through a fantasy football-based charity tournament with the winners getting the opportunity to attend the LSU-Alabama game as Peterson's guests. Peterson plans to expand the Patrick's Corner initiative to his home state of Florida in the future.

In addition to his foundation work, Peterson is also very active at Cardinals team community events. He has visited Boys Hope Girls Hope for the team's annual Christmas party. Boys Hope Girls Hope helps academically capable and motivated children-in-need to meet their full potential by providing value-centered, family-like homes, opportunities and education through college. He also made a special trip to Dignity Health Chandler Regional Medical Center in 2017 to visit families in the birth center, congratulate new parents and deliver Cardinals teddy bears.

In 2016, he joined Cardinals teammates for the annual "Light the House" party to help spread holiday cheer at the Phoenix Ronald McDonald House. The group provided the families at the house with dinner, drinks and dessert while also passing out stockings to the children. Peterson has also participated in the team's "Paw Express" event at Phoenix Children's Hospital during the holiday season. The players delivered stuffed toy dogs to children in the pediatric throughout the hospital. In November of 2018, Peterson and the Cardinals took part at Phoenix Children Hospital's annual Giving Tuesday fundraiser, helping to raise over \$200,000 for the hospital.

As part of Breast Cancer Awareness Month in 2014, Peterson visited Red Mountain High School in Mesa for a special pregame presentation for 10 breast cancer survivors prior to a high school football game against Desert Mountain. He joined Nicole Bidwill and presented each survivor with a commemorative football while the Cardinals provided both teams with pink gloves, wrist bands, socks and shoelaces. This past Thanksgiving, Peterson hosted his third annual "Thanksgiving Giveaway" where he partnered with the United Food Bank of Arizona to provide Thanksgiving meals to 221 Arizona families in need. He also previously took part at the team's "Feed the Hungry" program at the Phoenix Rescue Mission during Thanksgiving. Peterson joined team President Michael Bidwill and Cardinals teammates and served Thanksgiving dinner for the less fortunate.

In January of 2015, Peterson joined Bidwill and Cardinals teammates at the NFL's Super Bowl Legacy Grant event leading up to Super Bowl XLIX in Arizona by participating at a press conference that was followed up by a Heads Up Football Clinic at ASU Preparatory Academy. In the spring of 2013, Peterson joined Cardinals teammates, Bidwill, former Cardinals head coach Bruce Arians and General Manager Steve Keim and took part in a tweetup hosted by NBC's Peter King at Tom's Tavern the night before Pat's Run to benefit the Tillman Foundation.

For more information about Peterson's foundation and community work, visit www.patrickpeterson.org



JORDAN PHILLIPS

97 | DEFENSIVE LINEMAN | 6-6 | 341**COLLEGE:** Oklahoma**HOW ACQUIRED:** UFA-20 (Buf)**YEARS NFL/CARDINALS:** 6/1**HOMETOWN:** Towanda, KS**DOB:** September 21, 1992

NOTE CARDS

- Six-year NFL veteran had 113 tackles, 27 tackles for loss, 15.0 sacks and 33 QB hits in 76 games (35 starts) for the Dolphins (2015-18) and Bills (2018-19) before signing a three-year contract with the Cardinals on 3/19/20.
- Set career highs with 9.5 sacks, 31 tackles, 13 tackles for loss, and 16 QB hits in 2019, trailing only Aaron Donald (12.5) for the most sacks among NFL defensive tackles.

PRO CAREER:

Selected by Miami in the second round (52nd overall) of the 2015 NFL Draft. Released by the Dolphins on 10/2/18 and claimed off waivers by the Bills on 10/3/18. Signed a one-year contract with Buffalo on 3/5/19 and signed a three-year contract with the Cardinals on 3/19/20.

2019: Played all 16 regular season games (nine starts), started one postseason contest and set career highs with 31 tackles, 13 tackles for loss, 9.5 sacks, 16 QB hits and a fumble recovery ... ranked second to Aaron Donald (12.5) for the most sacks among NFL DTs ... had a season-high three tackles, a sack, two tackles for loss and two QB hits vs. Cin (9/22); brought down Andy Dalton for an eight-yard loss on third-and-10 to force a punt ... posted a single-game career high with 3.0 sacks in the first half @ Ten (10/6) ... had his first-career forced fumble on a 10-yard tackle for loss vs. Mia (10/20) ... recorded three tackles, a sack, two tackles for loss and a QB hit vs. Was (11/3) ... posted three tackles, 2.0 sacks, two tackles for loss and two QB hits @ Pit (12/15) ... started the AFC Wild Card game @ Hou (1/4/20).

COLLEGE:

Three-year letterman and two-year starter at Oklahoma where he totaled 57 tackles, 2.0 sacks, two passes defended and a fumble recovery in 28 games (17 starts) ... earned second-team All-Big

12 accolades after totaling 38 tackles, 2.0 sacks, a pass defended and one fumble recovery in 13 games (all starts) as a junior in 2014 ... started four games and collected seven tackles, 1.5 sacks and a pass defended before a back injury ended his sophomore season ... part of the No. 6-ranked Sooners team that finished 11-2 and won the Sugar Bowl following the 2013 campaign ... redshirted as a true freshman in 2011 and declared for the 2015 NFL Draft following his junior year.

PERSONAL:

Three-sport standout at Circle (Towanda, KS) High School, earning All-American honors in football and All-State recognition in basketball and baseball ... played DL, TE and punter for the Thunderbirds ... earned All-State honors with 68 tackles, 8.5 sacks, an INT and two fumble recoveries as a senior in 2010 ... also had 400 yards and four TDs on 17 receptions, two blocked kicks and a 36.9-yard gross punting average ... threw a no-hitter in a varsity game as a freshman ... aspiring golfer and avid bowler who once bowled a 299 ... picked up photography after his son, Malik, was born ... lived with his grandparents, Willie and Irene Alford, after he lost his mother, Sherry, to a car accident at the age of 2; moved in with family friends, Kody and Sheller Kinder, at the age of 12 when Irene suffered a stroke; adopted by Shane and Cindy Waggoner at the age of 25 so Malik would have legal grandparents ... majored in Criminology.

PHILLIPS CAREER STATS

				TACKLES								INTERCEPTIONS						FUMBLES		
DATE	TEAM	GP	GS	TK	S	A	TFL	YDS	SK	YDS	QBH	NO	YDS	LG	TD	PD	FF	FR	YDS	
2015	Dolphins	15	4	19	14	5	2	14	2.0	14.0	5	0	0	0	0	4	0	0	0	
2016	Dolphins	16	11	23	13	10	5	11	0.5	0.0	3	1	17	17	0	3	0	0	0	
2017	Dolphins	13	11	16	10	6	4	27	2.0	22.0	6	0	0	0	0	3	0	0	0	
2018	Dolphins	4	0	5	3	2	1	5	1.0	5.0	3	0	0	0	0	1	0	0	0	
Went from Miami to Buffalo																				
2018	Bills	12	0	19	12	7	2	5	0.0	0.0	0	0	0	0	0	3	0	1	0	
2018	TOTAL	16	0	24	15	9	3	10	1.0	5.0	3	0	0	0	0	4	0	1	0	
2019	Bills	16	9	31	25	6	13	72	9.5	71.5	16	0	0	0	0	0	1	0	0	
NFL TOTALS		76	35	113	77	36	27	134	15.0	112.5	33	1	17	17	0	14	1	1	0	



PHILLIPS POSTSEASON STATS

				TACKLES								INTERCEPTIONS						FUMBLES		
DATE	TEAM	GP	GS	TK	S	A	TFL	YDS	SK	YDS	QBH	NO	YDS	LG	TD	PD	FF	FR	YDS	
2016	Dolphins	1	1	3	2	1	2	4	0.0	0.0	0	0	0	0	0	0	0	0	0	
2019	Bills	1	1	0	0	0	0	0	0.0	0.0	1	0	0	0	0	0	0	0	0	
NFL TOTALS		2	2	3	2	1	2	4	0.0	0.0	1	0	0	0	0	0	0	0	0	

SINGLE-GAME HIGHS: DEFENSIVE

Total Tackles 4 at Seattle Seahawks, Sep 11, 2016
...1 more at 4.

Sacks 3.0 at Tennessee Titans, Oct 06, 2019

Passes Defensed 2 vs. Dallas Cowboys, Nov 22, 2015

Forced Fumbles 1 vs. Miami Dolphins, Oct 20, 2019

Fumble Recoveries 1 vs. Miami Dolphins, Dec 30, 2018

Tackles For Loss 3 at Tennessee Titans, Oct 06, 2019

Interceptions 1 vs. New York Jets, Nov 06, 2016

Interception Long Return 17 vs. New York Jets, Nov 06, 2016

SINGLE-GAME HIGHS - POSTSEASON: DEFENSIVE

Total Tackles 3 at Pittsburgh Steelers, Jan 08, 2017

Tackles For Loss 2 at Pittsburgh Steelers, Jan 08, 2017

JUSTIN PUGH

67 | OFFENSIVE LINEMAN | 6-5 | 311


COLLEGE: Syracuse

HOW ACQUIRED: UFA-18 (NYG)

YEARS NFL/CARDINALS: 8/3

HOMETOWN: Holland, PA

DOB: August 15, 1990



NOTECARDS

- Started all 86 games played during his first seven NFL seasons, starting at left guard (40), right tackle (38), right guard (7) and left tackle (1).
- Signed a five-year contract with the Cardinals on 3/17/18 as an unrestricted free agent after spending his first five NFL seasons (2013-17) with the Giants. Originally entered the NFL as the Giants first round selection (19th overall) in 2013.
- Started all 16 games (14 at LG and two at RT) for the NFL's 10th-ranked rushing offense (1,990 yards) that averaged a single-season franchise-record 5.03 yards per carry (second in the NFL) in 2019.

PRO CAREER:

Originally drafted by the New York Giants in the first round (19th overall) of the 2013 NFL Draft, Pugh signed a five-year contract with the Cardinals as an unrestricted free agent on 3/17/18.

2019: Started all 16 games (14 at LG and two at RT) for the NFL's 10th-ranked rushing offense (1,990 yards) that averaged a single-season franchise-record 5.03 yards per carry (second in the NFL) ... started every game for the second time in his career and first since his rookie season, playing 1,020 offensive snaps out of a possible 1,046 (97.5%) ... named the Steve Schoenfeld Media Good Guy by the local PFWA chapter ... helped protect QB Kyler Murray as the #1 overall pick in the '19 NFL Draft went on to win NFL Offensive Rookie of the Year honors after becoming just the second rookie in NFL history with at least 3,500 passing yards and 500 rushing yards ... part of a unit that gained 514 total yards and 266 rushing yards @ Cin (10/6), the most by a Cardinals offense since 12/6/15 @ StL (524) and 11/27/11 @ StL (268), respectively; blocked for Kyler Murray (93), David Johnson (91) and Chase Edmonds (68) who formed the first trio of Cardinals players to rush for 60+ yards in a game since 10/19/75 vs. Phi ... started at LG for an offense that gained 442 total yards including 340 passing yards vs. Atl (10/13); part of an O-line that did not allow a sack, helping Murray complete 27-of-37 passes for

340 yards, three TDs and a 128.2 passer rating against the Falcons ... part of a Cardinals rushing attack that gained 156 yards and scored three TDs on 38 carries in rainy conditions @ NYG (10/20); helped lead Edmonds to the end zone on 20, 20 and 22-yard carries, marking the first time in franchise history – and just the sixth time in NFL history – a player had at least three rushing TDs of 20+ yards in a game ... started at RT for an offense that scored 25 points and three TDs, gained 357 total net and 153 rushing yards and averaged 7.1 yards per play and 7.6 yards per pass attempt on Thursday Night Football vs. SF (10/31), all season highs allowed by the NFL's No. 1-ranked defense through Week 9 ... started at RT and protected Murray, who threw for 324 yards and three TDs on 27-of-44 passing @ TB (11/10) ... returned to LG, helping the Cardinals total 135 rushing yards on 25 carries (5.4-yard avg.) @ SF (11/17) ... part of an offensive unit that set season highs with 38 points, six scoring drives, five TDs, four rushing TDs, 7.4 yards per play and 26 first downs while not allowing a sack vs. Cle (12/15); helped lead Kenyan Drake to 137 rushing yards and a career-high four rushing TDs, the most by a Cardinals player since Ronald Moore had four vs. LAR (12/5/93) ... part of an offense that gained 412 total net yards and 253 rushing yards @ Sea (12/22), marking the first time since 1982 the Cardinals rushed for 200+ yards in consecutive games.

COLLEGE:

After redshirting in 2009, started all 34 games in which he played at left tackle over his final three seasons ... blocked for a 1,000-yard rusher in each of his three seasons as a starter ... credited with 40 TD-resulting blocks and 288 knockdowns during his career ... as a junior in 2012, missed the first four games while recovering from offseason left shoulder surgery, but became Syracuse's first offensive lineman to earn All-American honors (third-team by The NFL Draft Report) since center John Flannery in 1990 ... also named All-Big East Conference for the third consecutive year, including the second time as a first-team choice ... started the final nine games at LT as a junior, recording 13 TD-resulting blocks for a running attack that scored 21 times and averaged 187.0 yards per game ... registered 102 knockdowns, marking the first time an Orange lineman recorded back-to-back seasons of 100+ knockdowns ... helped the team set school single-season records for completions (295), TD passes (26), passing yards (3,757) and total offense (6,188 yards) which led the Big East and was tied for 17th in the FBS with an average of 476.0 yards per game ... protected fellow Giants draft choice

Ryan Nassib, who threw for 3,749 yards and 26 TDs ... as a sophomore in 2011, started all 12 games at LT and earned All-Big East first-team honors ... started all 13 games at LT as a redshirt freshman in 2010 and was named second-team All-Big East.

PERSONAL:

Starred at Council Rock South (Holland, PA) High School where he earned the Maxwell Award as a senior, an award presented to the Top 50 high school scholar-athletes in the tri-state area (Pennsylvania, New Jersey and Delaware) ... added all-area and all-suburban league first-team honors as a junior and senior in addition to being named second-team all-area and All-State as a defensive lineman by the Pennsylvania Football News during the 2008 season ... earlier in his prep career, he was a second-team all-area choice as a sophomore tackle ... as a senior was named his team's MVP and Defensive Player of the Year while serving as team captain in 2008 ... selected to play for Pennsylvania in the 2009 Big 33 All-Star Classic ... graduated in December of 2012 with a degree in Finance from the Martin J. Whitman School of Management.

PUGH CAREER STATS

DATE	TEAM	GP	GS
2013	Giants	16	16
2014	Giants	14	14
2015	Giants	14	14
2016	Giants	11	11
2017	Giants	8	8
2018	Cardinals	7	7
2019	Cardinals	16	16
NFL TOTALS		86	86

PUGH POSTSEASON STATS

DATE	TEAM	GP	GS
2016	Giants	1	1
NFL TOTALS		1	1

CARDINALS IN THE COMMUNITY

Since entering the league with the Giants in the first round of the 2013 NFL Draft, offensive lineman Justin Pugh has used his platform to become a positive influence in the community, and he has stayed busy in the Arizona community since coming to town in 2018.

This past offseason, in the middle of the COVID-19 crisis, Pugh served as an ambassador for an initiative involving State Farm and the Arizona Cardinals donating one million meals spread among five local food banks in the Valley:

- St. Mary's Food Bank
- St. Vincent DePaul
- United Food Bank
- Phoenix Rescue Mission
- Midwest Food Bank

As the brother of an active duty United State Air Force servicemember, supporting the military and first responders has always been close to Pugh's heart. In 2018, he joined Cardinals teammates to visit Luke Air Force base as part of the NFL's Salute to Service month in November. The group from the Cardinals got an up-close look at F-35's and F-16's from the 61st Fight Squadron and visited various personnel stationed on the base.

As part of the NFL's "My Cause, My Cleats" campaign the past four years, he has partnered with Merging Vets and Players, a program that was designed to address the challenge of transitioning from the battlefield to home by creating an environment where veterans and athletes can share their strength and experience.





CARDINALS IN THE COMMUNITY

Last December, Pugh hosted his second annual holiday party for 100 local youth for a private, advance screening of Spies in Disguise. The group of kids came from Heart for the City AZ, a Phoenix-based nonprofit that works with underprivileged youth to provide wholistic academic, physical, mental and professional programming. In addition to the screening, Pugh provided concessions and surprised the kids with holiday gifts.

During the 2017 NFL Draft, Pugh visited Joint Base McGuire-Dix-Lakehurst in New Jersey to thank members of the military for their service, host a youth football event for their kids and announce the Giants fifth-round pick on television with his brother Michael, who was stationed at the base.

Pugh has also participated in a Pro vs. GI Joe event where players competed in video games against military veterans through the Wounded Warrior Project which works to provide services and programs for wounded service members. On the 15th anniversary of 9/11, Pugh honored first responders by joining firefighters from Engine 34 Ladder 21 for a BBQ dinner at their firehouse in Hell's Kitchen.

Beyond the causes, campaigns and charitable organizations with which Pugh is associated, he hasn't missed the opportunity to impact lives through simple kindness.

While living in Jersey City, he befriended his elderly neighbor, Bill, who had lost his wife, suffered a back injury and fallen behind on his rent. The two developed a special bond, and Pugh's financial assistance prevented Bill from being evicted from his home of more than 30 years. Despite moving to Arizona, Pugh continues to speak with Bill and his son regularly.

Since 2015 he has hosted the annual Pugh Crew Summer Kickoff, a free football camp in his hometown of Bucks County, PA. The camp allows 250 local boys and girls the opportunity to receive instruction from Pugh, other NFL and college players and professional coaches while also developing team-building skills, learning how to set goals and building confidence.

During his time in New York, Pugh served as the national spokesperson for Shriners Hospitals for Children and their Game Day for LOVE campaign which supports the life-saving and life-changing care to kids in need of specialized medical care. As part of the campaign, Pugh hosted a viewing party, featuring a raffle and silent auction, in New York City when his alma mater, Syracuse, took on Clemson in 2014.

In Week 17 the 2014 season, Pugh hosted three Shriners patients at the Giants home game against the Eagles. The patients and their families were treated to a VIP tour of the stadium and received pregame field passes. Pugh also supported Shriners on the gameshow "Who Wants to be a Millionaire" during their charity week in 2015 and won \$10,000 for the organization, in addition to a \$10,000 check from Pugh directly.

Since entering the league in 2013, Pugh has hosted and supported many other charitable causes and events including the following:

- Play 60 clinic at the NFL Experience during Super Bowl LI
- Co-host for the 2017 NBC4 and Telemundo Health and Fitness Expo Presented by Quest Diagnostics at MetLife Stadium
- Attended the Tom Coughlin Jay Fund's Champions for Children Gala which raises money to support the families of children with cancer
- Attended The Children's Hospital of Philadelphia's annual fundraising gala

HAASON REDDICK

43 | LINEBACKER | 6-1 | 235

COLLEGE: Temple

HOMETOWN: Camden, NJ

HOW ACQUIRED: D1-17

DOB: September 22, 1994

YEARS NFL/CARDINALS: 4/4



NOTECARDS

- The Cardinals first-round selection (13th overall) in the 2017 NFL Draft, Reddick has played all 48 games (20 starts) during his first three NFL seasons and totaled 224 tackles, 7.5 sacks, 20 tackles for loss, three forced fumbles, one fumble recovery and 12 passes defended.
- Registered his first-career 100-tackle campaign with a career-high 102 stops in 16 games (12 starts) during the 2018 season.
- Became the fourth Temple player ever selected in the first round, joining Muhammad Wilkerson (30th overall by the Jets in 2011), Paul Palmer (19th overall by the Chiefs in 1987) and John Rienstra (ninth overall by the Steelers in 1986). Reddick joined George Sutch (22nd round) and Al Drulis (27th round), both selected in 1943, as the only other Temple players ever drafted by the Cardinals.
- Injuries ended both his junior and senior seasons at Haddon Heights (NJ) High School, and he attended Temple as a walk-on cornerback. He received a scholarship after his junior season, and his mother, Raelakia, took out a loan for a meal plan so he could eat with the scholarship players.

PRO CAREER:

Selected by the Cardinals in the first round (13th overall) of the 2017 NFL Draft, Reddick appeared in all 48 games (20 starts) during his first three seasons.

2019: Played all 16 games (five starts) for the third consecutive season and registered 83 tackles (third most on the team), six tackles for loss, a sack, four QB hits, six passes defended and a fumble recovery while splitting time between inside and outside LB ... had eight tackles and a tackle for loss,



taking down Lamar Jackson for a two-yard loss on third-and-four @ Bal (9/15) ... tallied a team-high 11 tackles, a QB pressure and two passes defended vs. Car (9/22); broke up a pass intended for Christian McCaffrey on third-and-four to force a punt in the second quarter ... totaled eight tackles, a tackle for loss, a sack and a QB pressure vs. Sea (9/29); brought down Russell Wilson on third-and-four to force a third-quarter punt ... posted six tackles, three QB pressures and broke up a Andy Dalton pass intended for Tyler Eifert in the end zone on third-and-five to force a third-quarter FG @ Cin (10/6); had key stops on third-and-eight and fourth-and-one on consecutive plays to force a turnover at the Bengals 42-yard line with AZ leading 13-9 late in the third quarter ... recorded five tackles, added a QB hit and recovered a Daniel Jones fumble at the Giants 20-yard line late in the fourth quarter @ NYG (10/20); part of a unit that had three forced fumbles (two lost) and 12 total QB hits while holding the Giants to 156 net passing yards ... broke up a Jimmy Garoppolo pass intended for Raheem Mostert on fourth-and-five at the Cardinals 25-yard line and paired with Jordan Hicks to bring down Tevin Coleman for a one-yard loss on fourth-and-one in the fourth quarter @ SF (11/17) ... collected four tackles, a tackle for loss and a QB hit for a defense that allowed season lows in points (13), TDs (one), first downs (13), third down conversions (one), total net yards (224), net passing yards (133) and completion percentage (51.6%) @ Sea (12/22).

COLLEGE:

Started 32 of 46 games, totaling 150 tackles, 18.0 sacks, 46.0 tackles for loss (second most in American Athletic Conference history), an INT, five forced fumbles, a fumble recovery and four passes defended ... awarded a single-digit jersey number (changed from 58 to 7), which is given to the toughest Temple

players as voted by teammates, as a senior ... earned first-team All-American Athletic Conference honors and a Senior Bowl invite after he started all 14 games and totaled 65 tackles, an FBS-leading and AAC single-season record 22.5 tackles for loss, a team-high 10.5 sacks, an INT, three forced fumbles and a fumble recovery ... earned a starting role at defensive end and started 12 of 14 games with 46 tackles, 5.0 sacks, 12.5 tackles for loss, five QB hits, two forced fumbles and a pass defended, receiving honorable mention all-conference honors as a junior ... moved from LB to DL and played nine games with two starts as a sophomore, recording 25 tackles, 1.5 sacks and seven tackles for loss ... missed the final three games of the 2014 campaign due to an injury suffered in practice ... did not see action in the first three games of his redshirt freshman season but appeared in each of the final nine contests with four starts ... contributed primarily on special teams until midway through the 2013 season before collecting 14 tackles, four for loss, a sack, a pass defended and a fumble recovery at LB ... redshirted as a true freshman.

PERSONAL:

First name pronounced "ha-SAHN" ... attended Haddon Heights (Camden, NJ) High School where he lettered three times in football at running back and safety ... limited to four total games during his junior and senior seasons due to a broken leg (junior) and a torn meniscus in his knee (senior) ... a native of Camden, Reddick was awarded a Key to the City in a ceremony aboard the Battleship New Jersey the week he was drafted ... in 2017, helped provide free turkeys during Thanksgiving week at the MD Anderson Cancer Center in his hometown of Camden, NJ ... hosts the annual Strikes for Kids AZ Bowling Classic benefitting the Strikes For Kids Backpack Giveaway Program, which donates backpacks to 100 children from the Boys and Girls Clubs of the East Valley each year ... earned a degree in Criminal Justice.

REDDICK CAREER STATS

DATE	TEAM	GP	GS	TACKLES							QBH	INTERCEPTIONS					FUMBLES			ST				
				TK	S	A	TFL	YDS	SK	YDS		NO	YDS	LG	TD	PD	FF	FR	YDS	TK	S	A	FF	FR
2017	Cardinals	16	3	39	26	13	5	16	2.5	14.0	6	0	0	0	0	0	2	0	0	4	3	1	0	0
2018	Cardinals	16	12	102	68	34	9	29	4.0	39.0	5	0	0	0	0	6	1	0	0	2	0	2	0	0
2019	Cardinals	16	5	82	52	30	6	21	1.0	0.0	4	0	0	0	0	6	0	1	3	0	0	0	0	0
NFL TOTALS		48	20	223	146	77	20	66	7.5	53.0	15	0	0	0	0	12	3	1	3	6	3	3	0	0

SINGLE-GAME HIGHS: DEFENSIVE

Total Tackles 15 at Los Angeles Chargers, Nov 25, 2018
Sacks 1.0 vs. Seattle Seahawks, Sep 29, 2019
 ...6 more at 1.0.
Passes Defended 3 at San Francisco 49ers, Oct 07, 2018
Forced Fumbles 1 at San Francisco 49ers, Oct 07, 2018
 ...2 more at 1.

Fumble Recoveries 1 at New York Giants, Oct 20, 2019
Tackles For Loss 2 vs. Detroit Lions, Dec 09, 2018
 ...1 more at 2.
Special Teams Tackles 3 at Seattle Seahawks, Dec 31, 2017



A.J. RICHARDSON

83 | WIDE RECEIVER | 6-0 | 212

COLLEGE: Boise State

HOW ACQUIRED: FA-19

YEARS NFL/CARDINALS: 1/1

HOMETOWN: Lomita, CA

DOB: June 2, 1995



PRO CAREER:

Signed with the Cardinals as an undrafted rookie free agent on 4/29/19. Released on 8/31/19 and signed to Arizona's practice squad on 9/1/19. Released on 9/2/19 and re-signed to the Cardinals practice squad on 9/30/19. Signed a future contract with the Cardinals on 12/30/19.

COLLEGE:

Played in 53 career games (22 starts) at Boise State and had 99 receptions for 1,474 yards and 11 TDs ... set career-highs as a senior in 2018 with 54 receptions for 825 yards and eight TDs while playing in all 13 games (eight starts) ... finished the '18 season with a career-high three games of 100+ receiving yards ... as a junior in 2017, appeared in all 14 games (13 starts) and finished the season with 33 receptions for 494 yards and two TDs ... had first career 100-yard outing with 123 receiving yards on three receptions vs. Air Force (11/18/17); his 87 yard TD catch vs. Air Force was longest reception for a Boise State player in 15

years ... in 2016, appeared in 13 games (one start) with two receptions for 42 yards and a TD ... caught his first-career TD against Colorado State ... as a freshman in 2015, was named to the Mountain West All-Academic Team and played in all 13 games and had 10 receptions for 113 yards ... redshirted as a freshman in 2014.

PERSONAL:

Attended Narbonne (Lomita, CA) High School where he was named a Semper Fidelis All-American following his senior season ... also named to All-Marine League, all-city section and All-State teams that year ... led the team to back-to-back CIF Los Angeles City Section Division I Championships in 2011 and 2012 ... as a senior in 2013, totaled 60 receptions for 1,000 yards and 18 TDs and rushed 22 times for 121 yards and four TDs ... rated as a three-star prospect coming out of high school according to Scout.com and Rivals.com ... rated No. 50 at his position by Scout.com and No. 84 by Rivals.com ... ranked as one of the top 10 receivers in the West by Scout.com.

TRENT SHERFIELD

16 | WIDE RECEIVER | 6-1 | 219


COLLEGE: Vanderbilt

HOW ACQUIRED: FA-18

YEARS NFL/CARDINALS: 3/3

HOMETOWN: Danville, IL

DOB: February 26, 1996



PRO CAREER:

Signed by the Cardinals as an undrafted rookie free agent out of Vanderbilt on 4/30/18, Sherfield played 29 games with three starts during his first two NFL seasons.

2019: Played all 16 games (one start), collecting seven tackles and a fumble recovery on special teams ... added four receptions for 80 yards and a 15-yard kickoff return ... recorded an open-field tackle for a three-yard loss on punt coverage and recovered a muffed punt at the Lions eight-yard line that led to the Cardinals first points of the season vs. Det (9/8); notched two special teams tackles against the Lions ... caught a 15-yard pass on third-and-eight to extend Arizona's opening drive vs. Sea (9/29) ... secured a 23-yard reception on third-and-nine to move the chains on the Cardinals second-quarter scoring drive @ Cin (10/6); also made a special teams tackle on punt coverage against the Bengals ... made a contested sideline catch for 38 yards on third-and-10 to extend the first of Arizona's six scoring drives vs. Atl (10/13); added a special teams tackle on punt coverage against the Falcons ... moved the chains on Arizona's opening possession with a four-yard reception on fourth-and-three @ NYG (10/20) ... notched a 15-yard kickoff return and a

special teams tackle on Thursday Night Football vs. SF (10/31) ... tallied a special teams tackle vs. Cle (12/15) ... had a special teams tackle on punt coverage in the fourth quarter @ Sea (12/22).

COLLEGE:

A three-year starter, finished his college career with 136 receptions for 1,869 yards (13.7-yard avg.) and nine TDs in 48 games (27 starts) ... finished his career ranked eighth in school history in both receptions and receiving yards ... as a senior captain in 2017, had 50 receptions for a team-leading and career-high 729 yards and five TDs to go along with eight carries for 92 yards while playing in 12 games (eight starts) ... appeared in all 13 games (seven starts) as a junior in 2016 and finished the year second on the team in both receptions (34) and receiving yards (472) while also adding a TD reception ... rushed seven times for 97 yards ... started all 12 games as a sophomore in 2015 and led the Commodores in receptions (51), receiving yards (659) and receiving TDs (3) ... established a school single-game record with 240 receiving yards vs. Austin Peay (9/19/15) ... one of two true freshman WRs to play for Vanderbilt in 2014, appearing in seven games.

**PERSONAL:**

A four-year letterman and two-time team captain at Danville (IL) High School, started on both offense and defense in his final three seasons ... started at QB as junior and senior, accounting for 4,790 yards and 64 total TDs on offense ... as three-year starter at DB, amassed 146 tackles and six INTs ... as a senior QB,

accumulated 2,429 total yards, threw 22 TD passes and rushed for 11 TDs ... also registered 83 tackles as senior ... accounted for 443 total yards and seven TDs – four rushing and three passing – in the 2013 season opener ... two-time honorable mention All-State and all-area recipient who played in postseason Offense-Defense All-American Bowl ... also a three-year letterman as a guard in basketball and at track and field.

SHERFIELD CAREER STATS

DATE	TEAM	GP	GS	RECEIVING					RUSHING				
				NO.	YDS	AVG	LG	TD	NO.	YDS.	AVG.	LG	TD
2018	Cardinals	13	2	19	210	11.1	21	1	0	0	0.0	0	0
2019	Cardinals	16	1	4	80	20.0	38	0	0	0	0.0	0	0
NFL TOTALS		29	3	23	290	12.6	38	1	0	0	0.0	0	0

SINGLE-GAME HIGHS: OFFENSIVE

Receptions 6 vs. Los Angeles Rams, Dec 23, 2018
Receiving Yards 77 vs. Detroit Lions, Dec 09, 2018
Longest Reception 38 vs. Atlanta Falcons, Oct 13, 2019
Receiving TDs 1 at Atlanta Falcons, Dec 16, 2018
All-purpose yards 77 vs. Detroit Lions, Dec 09, 2018

Kickoff Returns 1 vs. San Francisco 49ers, Oct 31, 2019
Kickoff Return Yards 15 vs. San Francisco 49ers, Oct 31, 2019
Longest Kickoff Return 15 vs. San Francisco 49ers, Oct 31, 2019
Special Teams Tackles 2 vs. Detroit Lions, Sep 08, 2019
Most TDs 1 at Atlanta Falcons, Dec 16, 2018

ADAM SHULER**69 | DEFENSIVE LINEMAN | 6-4 | 275****COLLEGE:** Florida**HOMETOWN:** Longwood, FL**DOB:** December 16, 1996**HOW ACQUIRED:** FA-20◆ **ROOKIE** ◆**COLLEGE CAREER:**

Totaled 139 tackles, 19.5 tackles for loss and 9.0 sacks in 50 games at Florida (2018-19) and West Virginia (2016-17) ... appeared in 26 games (23 starts) in two seasons at Florida after transferring from West Virginia ... had 30 tackles, six tackles for loss and a career-high 3.5 sacks in 13 games (all starts) as a senior in 2019 ... played 13 games (10 starts) and posted 39 tackles, 3.5 tackles for loss, 1.5 sacks, five QB hurries and one fumble recovery as a junior in 2018 ... tallied 67 tackles, nine tackles for loss, 4.0 sacks, one forced fumble and one fumble

recovery in 24 games at West Virginia ... earned second-team All-Big 12 Freshman honors with 33 tackles, one sack and a forced fumble in 12 games ... redshirted as a true freshman in 2015.

PERSONAL:

Attended Lyman (Longwood, FL) High School where he finished his senior year with 45 tackles, 6.0 sacks and 15 tackles for loss ... in 2014, earned second All-Seminole County honors ... also a part of the track and field team, placing second in discus at the 2014 FHSAA Track and Field Championships.



ISAIAH SIMMONS

48 | LINEBACKER | 6-4 | 238

COLLEGE: Clemson

HOMETOWN: Olathe, KS

DOB: July 26, 1998

ROUND 1
8th Overall



NOTE CARDS

- Selected by the Cardinals in the first round (8th overall) of the 2020 NFL Draft out of Clemson. Was the first LB taken in the '20 draft and became the first Clemson player ever taken in the first round by Arizona.
- In 2019, in just his second season as a linebacker at Clemson after switching from safety, earned unanimous first-team All-American honors and was named the Butkus Award winner as the nation's top linebacker.
- Posted a team-high 107 tackles (16.0 for loss), 8.0 sacks, 10 passes defended, three INTs, a forced fumble and a fumble recovery in 15 games (all starts) in his final year Clemson. Became the first FBS player since Khalil Mack in 2013 to record at least 100 tackles, 16 tackles for loss, eight sacks and multiple INTs in a season.
- Played the penultimate game of his college career at State Farm Stadium in the Fiesta Bowl win over Ohio State on 12/28/19.
- At the 2020 NFL Combine, ran a 4.39 40-yard dash, tied for the seventh-best time among all prospects at any position.

COLLEGE CAREER:

In three seasons at Clemson (2017-19), appeared in 44 games and totaled 241 tackles, 28 tackles for loss, 10.0 sacks, four INTs (one returned for a TD), 22 passes defended, five forced fumbles and a fumble recovery ... in his two seasons at LB (2018-19), started 29 of 30 games played and totaled 196 tackles, 25 tackles for loss, 9.0 sacks, four INTs (one returned for a TD), 16 passes defended, four forced fumbles and a fumble recovery.

2019: As a junior, in just his second season playing the position, was honored with the Butkus Award as the nation's top linebacker, becoming the first Clemson player ever to win the award ... became just the sixth unanimous All-American in school history, joining Terry Kinard (1982), Gaines Adams (2006), C.J. Spiller (2009), Da'Quan Bowers (2010) and Christian Wilkins (2018) ... ACC Defensive Player of the Year and first-team All-ACC selection ... finalist for the Nagurski Trophy, the Bednarik Award and the Lott IMPACT Trophy ... posted a team-high 107 tackles, 16.0 for loss, 8.0 sacks, 10 passes defended, three INTs (returned for 42 yards), a forced fumble and a fumble recovery in 818 snaps over 15 games (all starts) ... finished the year as the first FBS player since Khalil Mack in 2013 to record at least 100 tackles, 16 tackles for loss, eight sacks and multiple INTs in a season ... voted as a permanent team captain ... led Clemson with 11 tackles and a career-high 3.5 tackles for loss including 2.0 sacks at Syracuse, earning ACC Linebacker of the Week, Lott IMPACT Trophy Player of the Week and Walter Camp Defensive Player of the Week, and sharing team Defensive Player of the Week honors ... credited with nine tackles and an INT vs. No. 22 Virginia in the ACC Championship Game, sharing team Defensive Player of the Game honors ... played at State Farm Stadium, posted four tackles and an INT vs. No. 2 Ohio State in the Fiesta Bowl ... had 10 tackles (two for loss), three pass breakups and a sack vs. No. 1 LSU in the National Championship Game.

2018: Started 14-of-15 games played in his first year at LB

after switching from safety ... posted a team-high 97 tackles, 9.5 for loss, six passes defended, a career-high three forced fumbles, a sack and his first career INT (which he returned for a TD) ... also had a team-high 11 special teams tackles prior to bowl season ... led the Tigers with a career-high 12 tackles vs. No. 16 NC State ... scored on a 27-yard pick-six on his first career INT vs. Louisville ... recorded five tackles, a half-sack and two passes defended as Clemson held No. 3 Notre Dame to three points in the Cotton Bowl ... contributed nine tackles, including one for loss, in the National Championship Game win vs. No. 1 Alabama.

2017: Appeared in 14 games and had 45 tackles, three tackles for loss, a sack, six passes defended and a forced fumble in 14 games ... had four tackles in 23 snaps against No. 7 Miami (FL) in the ACC Championship Game.

2016: Redshirted ... participated in the long jump with the Clemson track & field team in the spring.

PERSONAL:

Attended Olathe (KS) North High School where he earned first-team All-State honors on both sides of the ball (DB and WR) as a senior in 2015, despite it being just his first year playing offense ... totaled 92 tackles on defense and had 29 receptions for 994 yards and 13 TDs, an average of 34.3 yards per reception ... added 23 carries for 148 yards and two TDs ... also had a 98-yard kickoff return TD on his only return of the year and a fumble return for a score ... also an outstanding track performer, he was state champion in the long jump in 2014 and 2015 with a career best of 23-8 ... brother, Victor Jr., played DB and LB at Kansas from 2011-14 and earned a minicamp invite from the Seahawks after graduating; father, Victor Sr., was also a collegiate track athlete ... teamed up with the Cardinals and Bose to donate 60,000 meals to the Harvest Compassion Center for its facilities in Phoenix, Maryvale and Chandler during the COVID-19 pandemic ... earned a Sports Communications degree in December, 2019.



SIMMONS COLLEGE STATS

Year	GP/GS	Solo	Tackles		Ttl	Sacks		Int	Yds	Interceptions		PD	FR	FF
			Asst			Sk	Yds			Lg	TD			
2017	14/0	27	18		45	1.0	6	0	0	0	0	6	0	1
2018	15/14	53	36		89	1.0	4	1	27	27t	1	6	0	3
2019	15/15	68	39		107	8.0	52	3	43	42	0	10	1	1
Total	44/29	148	93		241	10.0	62	4	70	42	1	22	1	5

CHRIS STREVELER

15 | QUARTERBACK | 6-1 | 216

COLLEGE: South Dakota

HOMETOWN: Crystal Lake, IL

DOB: January 6, 1995

HOW ACQUIRED: FA-20

◆ ROOKIE ◆



PRO CAREER:

Played 35 games in two seasons (2018-19) with the Winnipeg Blue Bombers of the Canadian Football League where he threw for 2,698 yards and 19 TDs and ran for 1,167 yards and 22 TDs. Completed 156-of-234 passes for 1,564 yards and eight TDs, adding 127 carries for 726 yards and 12 TDs for the Grey Cup champions in 2019. Signed with the Cardinals on 2/4/20.

COLLEGE:

Started all 23 games played in two seasons (2016-17) at South Dakota where he threw for 6,081 yards and 54 TDs on 480-of-754 passing to go along with 1,543 rushing yards and 20 TDs ... earned first-team All-American, first-team All-Missouri Valley Football Conference and MVFC Offensive Player of the Year honors as a senior in 2017 ... runner-up for the Walter Payton Award given to the top offensive player in FCS football ... set 20 program records and five MVFC records including new marks for passing yards (4,134) and total offense (4,854) ... captained the nation's second-ranked offense which set an MVFC record by averaging 523.6 yards per game ... ranked top-10 in FCS passing

yards (second, 4,134), total TDs (third, 43), TD-INT ratio (third, 4:1), completion percentage (eighth, 65.7 percent) and pass efficiency rating (eighth, 156.5) ... named MVFC Newcomer of the Year and All-MVFC with 1,947 yards and 22 TDs on 164-of-273 passing in addition to 161 carries for a team-high 823 rushing yards and nine TDs as a junior in 2016 ... transferred to South Dakota from Minnesota where he played 10 games in two seasons (2014-15) as a QB and WR ... redshirted the 2013 season.

PERSONAL:

Last name is pronounced "STREV-uh-ler" ... prepped at Marian Central Catholic (Woodstock, IL) High School where he led the Hurricanes to a conference championship, the state quarterfinals and an 11-1 record in back-to-back seasons (2011-12) ... twice named conference and area Player of the Year (2011-12) and earned first-team All-State honors as a senior ... completed 172-of-250 passes for 2,662 yards and 26 TDs, adding 1,276 yards and 22 TDs on the ground as a senior ... graduated from Minnesota with a degree in Kinesiology in the spring of 2016 ... pursuing a master's in Kinesiology and Sport Management at South Dakota.

J.R. SWEETZ

64 | OFFENSIVE LINEMAN | 6-5 | 310

COLLEGE: N.C. State

HOW ACQUIRED: UFA-19 (Sea)

YEARS NFL/CARDINALS: 8/2

HOMETOWN: Mooresville, NC

DOB: April 8, 1989



NOTE CARDS

- Signed a two-year contract with the Cardinals on 3/15/19 as an unrestricted free agent.
- Entered the NFL with Seattle as a seventh-round selection (225th overall) in the 2012 NFL Draft and has played 104 games (94 starts) with the Seahawks (2012-15, '18), Buccaneers (2016-17) and Cardinals (2019).
- Started all 16 games for the NFL's 10th-ranked rushing offense (1,990 yards) that averaged a single-season franchise-record 5.03 yards per carry (second in the NFL) in 2019.
- Blocked for 2,000-yard rushing teams in each of his five seasons in Seattle, including league-leading totals with 2,560 yards in 2018 and 2,762 yards (franchise record) in 2014.

**PRO CAREER:**

Selected by the Seahawks in the seventh round (225th overall) of the 2012 NFL Draft. Signed a five-year contract with the Buccaneers on 3/10/16. Released by Tampa Bay on 6/29/18 and signed with Seattle on 8/1/18. Signed a two-year contract with the Cardinals on 3/15/19.

2019: Started all 16 games at RG for the NFL's 10th-ranked rushing offense (1,990 yards) that averaged a single-season franchise-record 5.03 yards per carry (second in the NFL) ... helped protect QB Kyler Murray as the #1 overall pick in the '19 NFL Draft went on to win NFL Offensive Rookie of the Year honors after becoming just the second rookie in NFL history with at least 3,500 passing yards and 500 rushing yards ... part of a unit that gained 514 total yards and 266 rushing yards @ Cin (10/6), the most by a Cardinals offense since 12/6/15 @ StL (524) and 11/27/11 @ StL (268), respectively; blocked for Kyler Murray (93), David Johnson (91) and Chase Edmonds (68) who formed the first trio of Cardinals players to rush for 60+ yards in a game since 10/19/75 vs. Phi ... started for an offense that gained 442 total yards including 340 passing yards vs. Atl (10/13); part of an O-line that did not permit a sack, allowing Murray to complete 27-of-37 passes for 340 yards, three TDs and a 128.2 passer rating against the Falcons ... part of a Cardinals rushing attack that gained 156 yards and scored three TDs on 38 carries in rainy conditions @ NYG (10/20); helped lead Edmonds to the end zone on 20, 20 and 22-yard carries, marking the first time in franchise history – and just the sixth time in NFL history – a player had at

least three rushing TDs of 20+ yards in a game ... started for an offense that scored 25 points and three TDs, gained 357 total net and 153 rushing yards and averaged 7.1 yards per play and 7.6 yards per pass attempt on Thursday Night Football vs. SF (10/31), all season highs allowed by the NFL's #1-ranked defense through Week 9 ... part of an offensive unit that tallied season highs with 38 points, six scoring drives, five TDs, four rushing TDs, 7.4 yards per play and 26 first downs while not allowing a sack vs. Cle (12/15); helped lead Kenyan Drake to 137 rushing yards and a career-high four rushing TDs, the most by a Cardinals player since Ronald Moore had four vs. LAR (12/5/93) ... part of an offense that gained 412 total net yards and 253 rushing yards @ Sea (12/22), marking the first time since 1982 the Cardinals rushed for 200+ yards in consecutive games.

COLLEGE:

Played 35 games (20 starts) as a defensive lineman (2007-11), totaling 86 tackles, 22 tackles for loss, 11.0 sacks, three passes defended, two forced fumbles and two fumble recoveries ... voted a team captain as a senior in 2011 ... named All-ACC honorable mention as a junior in 2010 ... redshirted as a true freshman.

PERSONAL:

Full name is Justin Ross Sweezy ... attended Mooresville (NC) High School where he was a PrepStar all-region LB ... totaled more than 300 tackles and 20 tackles for loss during his final two seasons ... won the Class 3A heavyweight wrestling state championship ... majored in Sport Management.

SWEEZY CAREER STATS

DATE	TEAM	GP	GS
2012	Seahawks	13	3
2013	Seahawks	15	15
2014	Seahawks	16	16
2015	Seahawks	15	15
2017	Buccaneers	14	14
2018	Seahawks	15	15
2019	Cardinals	16	16
NFL TOTALS		10	94
		4	

SWEEZY POSTSEASON STATS

DATE	TEAM	GP	GS
2012	Seahawks	2	2
2013	Seahawks	3	3
2014	Seahawks	3	3
2015	Seahawks	2	2
2018	Seahawks	1	1
NFL TOTALS		11	11



DUKE THOMAS

20 | CORNERBACK | 5-11 | 185**COLLEGE:** Texas**HOW ACQUIRED:** FA-19**YEARS NFL/CARDINALS:** 1/1**HOMETOWN:** Copperas Cove, TX**DOB:** May 21, 1994**PRO CAREER:**

Originally signed with Houston as an undrafted rookie free agent on 5/6/16. Released on 9/8/16 and signed to Philadelphia's practice squad on 10/11/16. Released on 10/21/16 and signed to San Francisco's practice squad on 12/20/16. Signed a future contract with Dallas on 1/16/17 and was placed on injured reserve (foot) on 9/2/17. Released by the Cowboys on 9/1/18. Played the 2018 season with the Toronto Argonauts of the CFL and totaled 25 tackles, one INT and three passes defended in eight games with the San Antonio Commanders of the AAF before the league folded in 2019. Signed with the Vikings on 4/5/19 and was released on 8/31/19. Signed to the Cardinals practice squad on 12/18/19 and signed a future contract with Arizona on 12/30/19.

COLLEGE:

Totaled 173 tackles, seven INTs and 27 passes defended in 51 games (35 starts) at Texas where he was a two-time (2014-15) honorable mention All-Big 12 selection ... posted a career-high

58 tackles, three tackles for loss, an INT and six passes defended in 12 games (all starts) as a senior in 2015 ... had 53 tackles, led the team with 10 passes defended and matched a team high with three INTs in 13 games (all starts) as a junior in 2014 ... played 13 games and had eight special teams tackles for the 9-4 Longhorns that won the Alamo Bowl following the 2012 season.

PERSONAL:

Given name is Orlando Thomas ... standout dual-threat QB at Copperas Cove (TX) High School where he totaled more than 1,700 passing yards and 2,500 rushing yards ... earned Sports Illustrated honorable mention All-American honors, named District 12-5A Offensive MVP and played in the 2012 Offense-Defense All-American Bowl as a senior ... led the Bulldogs to a 27-7 record in three seasons ... also lettered in baseball, basketball and track and field ... placed second in the 4x100 and 4x200-meter relays at the state meet as a junior ... born in Connecticut and lived in Louisiana before his family settled in Texas ... earned a degree in Corporate Communications.

DEIONTE THOMPSON

35 | SAFETY | 6-1 | 195**COLLEGE:** Alabama**HOW ACQUIRED:** D5-19**YEARS NFL/CARDINALS:** 2/2**HOMETOWN:** Orange, TX**DOB:** February 11, 1997**NOTE CARDS**

- Earned consensus first-team All-American honors in his final season with the Crimson Tide as a junior in 2018 after starting all 15 games and recording 79 tackles, 3.5 tackles for loss, two INTs, eight passes defended, four forced fumbles and a fumble recovery. His four forced fumbles tied for the ninth-best total in the FBS in '18.

PRO CAREER:

Selected by the Cardinals in the fifth round (139th overall) of the 2019 NFL Draft, Thompson played 11 games (two starts) during his rookie season.

2019: Played 11 games (two starts) and was inactive for five contests, recording 20 tackles and a QB hit ... made his NFL debut on special teams vs. Det (9/8) ... made his first-career start in nickel formation and played 15 defensive snaps @ Bal (9/15) ... notched his first-career tackle vs. Car (9/22) ... played an expanded role on defense and registered a career-high four tackles @ Cin (10/6) ... started a SS and tallied two tackles vs. Atl (10/13) ... matched his career high with four tackles for a unit that held the Giants to 156 net passing yards @ NYG (10/20) ... matched a career high with four tackles vs. LAR (12/1).

COLLEGE:

Played 43 games (17 starts) and totaled 113 tackles, 4.5 tackles for loss, three INTs, 10 passes defended, four forced fumbles and a fumble recovery at Alabama ... consensus first-team All-American and first-team All-SEC honoree with 79 tackles, 3.5 tackles for loss, six passes defended, two INTs, one fumble recovery and a team-high four forced fumbles in 15 games (all starts) as a junior in 2018 ... also named a semifinalist for the Bednarik Award, presented annually to the nation's top defensive player ... played all 14 games (two starts), recording 25 tackles, one tackle for loss, a pass breakup and one INT as a sophomore in 2017 ... played 14 games and matched a team high with eight tackles on kickoff coverage during his redshirt freshman campaign in 2016 ... as a true freshman.

**PERSONAL:**

Attended West Orange (TX) Stark High School where he developed into one of the top safety prospects in the nation ... participated in the Under Armour All-America Game and Nike's 'The Opening' ...

a consensus four-star prospect, he was a two-way impact player ... had five INTs with 120 return yards and two TDs as a senior ... at receiver, caught 37 passes for 692 yards and four more scores ... honorable mention All-State as a junior ... finished his prep career with 15 INTs.

THOMPSON CAREER STATS

DATE	TEAM	GP	GS	TACKLES								INTERCEPTIONS					FUMBLES			ST				
				TK	S	A	TFL	YDS	SK	YDS	QBH	NO	YDS	LG	TD	PD	FF	FR	YDS	TK	S	A	FF	FR
2019	Cardinals	11	2	21	15	6	0	0	0.0	0.0	1	0	0	0	0	0	0	0	0	0	0	0	0	0
NFL TOTALS		11	2	21	15	6	0	0	0.0	0.0	1	0	0	0	0	0	0	0	0	0	0	0	0	0

SINGLE-GAME HIGHS: DEFENSIVE**Total Tackles**

4 vs. Los Angeles Rams, Dec 01, 2019

...2 more at 4.

JALEN THOMPSON

34 | SAFETY | 5-11 | 190

COLLEGE: Washington State

HOMETOWN: Downey, CA

HOW ACQUIRED: SD5-19

DOB: July 18, 1998

YEARS NFL/CARDINALS: 2/2

**PRO CAREER:**

Selected in the fifth round of the 2019 NFL Supplemental Draft, Thompson played 15 games with nine starts during his rookie season.

2019: Totaled 63 tackles, an INT, three passes defended and a fumble recovery in 15 games (nine starts) after joining the team in July following the supplemental draft ... started three games at FS and five at SS ... saw action on special teams vs. Det (9/8), @ Bal (9/15) and vs. Sea (9/29); had a special teams tackle against the Lions ... made his first-career start and registered a career-high eight tackles @ Cin (10/6) ... started and notched two tackles for a unit that held the Giants to 156 net passing yards @ NYG (10/20) ... started and totaled six tackles @ NO (10/27) ... started and collected three tackles and a QB hit on Thursday Night Football vs. SF (10/31) ... started and recorded seven tackles @ TB (11/10) ... posted six tackles and secured his first-career INT off a Jimmy Garoppolo pass at the AZ seven-yard line in the fourth quarter @ SF (11/17) ... matched a career high with eight tackles vs. LAR (12/1) ... had four tackles on defense, one on special teams and recovered a fumble in the fourth quarter, leading to a Cardinals scoring drive on the following possession vs. Cle (12/15) ... had three tackles and a pass defended for a unit that allowed season lows in points (13), TDs (one), first downs (13), third down conversions (one), total net yards (224), net passing yards (133) and completion percentage (51.6%) @ Sea (12/22).

COLLEGE:

Totaled 191 tackles, 11.5 tackles for loss, six INTs, 23 passes defended, two forced fumbles and five fumble recoveries in 39 games (all starts) in three seasons (2016-18) at Washington State ... earned All-Pac-12 Conference honorable mention and named to the Bednarik Award Watch List as a junior in 2018 ... started all 13 games for the third consecutive season and totaled 67 tackles, three tackles for loss, two INTs, a career-high 10 passes defended, a forced fumble and a fumble recovery ... received first-team (AP) and second-team (coaches) All-Pac-12 Conference accolades after registering career highs with 73 tackles (team high), 5.5 tackles for loss, four INTs and three fumble recoveries in 13 games (all starts) ... tied for third in the Pac-12 with four INTs and tied for the conference lead with three fumble recoveries ... named a True Freshman All-American by ESPN.com and received honorable mention Freshman All-American recognition by Campus Insiders ... started all 13 games and posted 51 tackles, three tackles for loss, a team-high seven passes defended, a forced fumble and a fumble recovery.

PERSONAL:

Played football at Downey (CA) High School (2014-15) and La Serna (Whittier, CA) High School (2012-13) ... earned All-CIF Southern Section, All-San Gabriel Valley League and Long Beach Press-Telegram All-Area Dream Team honors after intercepting five passes and averaging 20.2 yards per catch as a senior for the Vikings ... garnered All-CIF and All-League accolades after recording 57 tackles and one INT as a junior in 2014 ... also caught 22 passes for 450 yards and four TDs ... received All-San Gabriel Valley League honorable mention and helped LSHS to a 11-3 record and a CIF Championship as a sophomore in 2013.



THOMPSON CAREER STATS

DATE	TEAM	GP	GS	TACKLES							QBH	INTERCEPTIONS					FUMBLES			ST				
				TK	S	A	TFL	YDS	SK	YDS		NO	YDS	LG	TD	PD	FF	FR	YDS	TK	S	A	FF	FR
2019	Cardinals	15	9	63	45	18	0	0	0.0	0.0	1	1	18	18	0	3	0	1	24	1	1	0	0	0
NFL TOTALS		15	9	63	45	18	0	0	0.0	0.0	1	1	18	18	0	3	0	1	24	1	1	0	0	0

SINGLE-GAME HIGHS: DEFENSIVE

Total Tackles 8 vs. Los Angeles Rams, Dec 01, 2019
...1 more at 8.

Passes Defensed 1 at Los Angeles Rams, Dec 29, 2019
...2 more at 1.

Fumble Recoveries 1 vs. Cleveland Browns, Dec 15, 2019

Interceptions 1 at San Francisco 49ers, Nov 17, 2019

Interception Long Return 18 at San Francisco 49ers, Nov 17, 2019

Special Teams Tackles 1 vs. Cleveland Browns, Dec 15, 2019

BRETT TOTH

78 | OFFENSIVE LINEMAN | 6-6 | 304

COLLEGE: Army

HOW ACQUIRED: WV-19 (Phi)

YEARS NFL/CARDINALS: 1/1

HOMETOWN: Charleston, SC

DOB: September 1, 1996



PRO CAREER:

Entered the NFL as a rookie free agent when he was signed by the Eagles on 8/16/19 after being awarded a waiver from the Department of Defense to pursue his NFL career. Released by the Eagles on 8/31/19 during final roster cuts and claimed off waivers by the Cardinals on 9/1/19.

2019: Joined the Cardinals off waivers in Week 1 and was inactive for Games 1-6 before being placed on the non-football injury (illness) list on 10/19.

COLLEGE:

Two-year starter at tackle for the Black Knights and appeared in 31 games (28 starts) before finishing his collegiate career in 2017 ... ProFootballFocus.com ranked Toth as the fifth-best run-blocking tackle in the nation in 2017 ... started all 26 games over his final two seasons at Army, including 25 starts at RT and one as a sixth lineman/TE ... invited to participate in the Senior Bowl following the '17 season, becoming the first Army football player to earn that honor ... helped the Black Knights to the top rushing offense in the nation during his senior season in 2017 (4,710 rushing yards) ... named to the Associated Press All-Bowl team for his performance in the 2017 Armed Forces Bowl, a 42-35 win

over San Diego State where the Black Knights rushed for 440 yards ... started two of four games played as a sophomore in 2015 and appeared in one game as a freshman in 2014.

PERSONAL:

Last name is pronounced "TOETH" ... played football, basketball and competed in track and field at West Ashley (Charleston, SC) High School ... earned three varsity letters as a tight end and served as a team captain ... earned All-State and all-conference honors on the football field ... played at the U.S. Military Prep Academy in 2013 before enrolling at Army ... a second lieutenant in the Army, Toth earned a degree in Nuclear Engineering in 2018 ... spent the 2018 season as a graduate assistant for the Black Knights while fulfilling his commitment to the Army, helping lead the team to the most wins in a single season (11) in program history ... after working as a grad assistant, returned to his military career, taking a Basic Officer Leadership Course at Fort Leonard Wood in Missouri; as an engineering officer, learned everything from demolition to project management and construction and upon completion earned a platoon leader role with the 3rd Chemical Brigade doing Basic Combat Training ... followed in the footsteps of numerous family members in serving their country, including his father, Douglas, who is a Navy veteran.



EZEKIEL TURNER

47 | LINEBACKER | 6-2 | 214

COLLEGE: Washington

HOW ACQUIRED: FA-18

YEARS NFL/CARDINALS: 3/3

HOMETOWN: Pasadena, MD

DOB: June 9, 1996



NOTE CARDS

- Originally signed by the Cardinals as a rookie free agent out of Washington in 2018, Turner appeared in 28 games (one start) during his first two NFL seasons.
- Led the NFL with 13 solo special teams tackles in 2018 and finished the year with 22 total special teams tackles. Named to the PFWA All-Rookie team as a special teamer and also earned Special Teams Player of the Month honors in September by ProFootballFocus.com.

PRO CAREER:

Signed by Arizona as a rookie free agent on 4/30/18, Turner has 29 special teams tackles in 28 games (one start) in two seasons with the Cardinals.

2019: Played 12 games and was inactive (hand/hamstring) in four contests, totaling seven special teams tackles ... had a team-high three special teams tackles in the season-opener vs. Det (9/8) ... posted a special teams tackle on kickoff coverage on Thursday Night Football vs. SF (10/31) ... tackled T.J. Logan after a three-yard punt return @ TB (11/10) ... had a special teams tackle in kickoff coverage vs. Cle (12/15) ... had a special teams tackle on punt coverage in the fourth quarter @ Sea (12/22).

COLLEGE:

Played 38 games and recorded 100 tackles, 3.5 tackles for loss,

two INTs, a forced fumble and four passes defended ... named the Huskies Special Teams Player of the Week four different times in his career ... as a senior in 2017, had 55 tackles, an INT and two passes defended while playing all 13 games ... selected as the co-winner of the Special Teams MVP award following the 2016 season after collecting 23 tackles (18 solo), 2.5 tackles for loss and one forced fumble ... in 2014, spent his freshman season at Pierce Junior College in Los Angeles ... played seven games and collected 35 tackles, a fumble recovery and an INT ... ranked the No. 4 junior college safety recruit in the country by ESPN.

PERSONAL:

Attended Glen Burnie (MD) High School where he was named to the PrepStar All-Atlantic Region team and earned 2013 Big School All-State honorable mention honors as a senior ... also played lacrosse at Glen Burnie.

TURNER CAREER STATS

DATE	TEAM	GP	GS	TACKLES								INTERCEPTIONS					FUMBLES			ST				
				TK	S	A	TFL	YDS	SK	YDS	QBH	NO	YDS	LG	TD	PD	FF	FR	YDS	TK	S	A	FF	FR
2018	Cardinals	16	1	1	1	0	0	0	0.0	0.0	0	0	0	0	0	0	0	0	0	21	16	5	0	0
2019	Cardinals	12	0	0	0	0	0	0	0.0	0.0	0	0	0	0	0	0	0	0	0	7	6	1	0	0
NFL TOTALS		28	1	1	1	0	0	0	0.0	0.0	0	0	0	0	0	0	0	0	0	28	22	6	0	0

SINGLE-GAME HIGHS: DEFENSIVE

Total Tackles 1 at Green Bay Packers, Dec 02, 2018

Special Teams Tackles 4 at Los Angeles Rams, Sep 16, 2018

PFWA ARIZONA CHAPTER RECOGNIZES MURRAY AND PUGH IN 2019

In 2019, QB **Kyler Murray** was named the Lloyd Herberg MVP by the Arizona chapter of the Pro Football Writers Association, and OL **Justin Pugh** was given the Steve Schoenfeld Good Guy Award for being professional, accessible and insightful in dealing with reporters.

LLOYD HERBERG MVP AWARD WINNERS

2001 – Kwamie Lassiter	2005 – Anquan Boldin	2009 – Darnell Dockett	2013 – Karlos Dansby	2017 – Chandler Jones
2002 – L.J. Shelton	2006 – Adrian Wilson	2010 – Kerry Rhodes	2014 – Jared Veldheer	2018 – Chandler Jones
2003 – Anquan Boldin	2007 – Larry Fitzgerald	2011 – Calais Campbell	2015 – Carson Palmer	2019 – Kyler Murray
2004 – Bertrand Berry	2008 – Kurt Warner	2012 – Daryl Washington	2016 – David Johnson	

STEVE SCHOENFELD GOOD GUY AWARD WINNERS

2001 – Frank Sanders	2005 – Kurt Warner	2009 – Kurt Warner	2013 – Lyle Sendlein	2017 – Frostee Rucker
2002 – Pete Kendall	2006 – Obafemi Ayanbadejo	2010 – Tim Hightower	2014 – Larry Foote	2018 – Corey Peters
2003 – Marcus Bell	2007 – Calvin Pace	2011 – Larry Fitzgerald	2015 – Tyrann Mathieu	2019 – Justin Pugh
2004 – James Darling	2008 – Rod Hood	2012 – Paris Lenon	2016 – Kevin Minter	



TANNER VALLEJO

51 | LINEBACKER | 6-1 | 230**COLLEGE:** Boise State**HOW ACQUIRED:** FA-19**YEARS NFL/CARDINALS:** 4/2**HOMETOWN:** Penn Valley, CA**DOB:** December 16, 1994**PRO CAREER:**

Entered the NFL as a sixth-round (195th overall) selection by Buffalo in the 2017 NFL Draft. Released on 9/1/18 and claimed off waivers by the Browns on 9/2/18. Released on 2/4/19 and claimed off waivers by the Cardinals on 2/5/19. Released on 9/1/19 and claimed off waivers by Washington on 9/2/19. Released on 11/16/19 and signed to the Cardinals practice squad on 11/20/19. Elevated to Arizona's active roster from the team's practice squad on 12/4/19.

2019: Played 11 games – two with Arizona and nine with Washington – and totaled seven tackles, two tackles for loss, a sack and a forced fumble before being placed on injured reserve (ribs) on 12/18 ... totaled a season-high five tackles, one tackle for loss, a QB hit and a forced fumble vs. Pit (12/8) four days after being elevated to the Cardinals active roster from the practice squad; forced a Benny Snell Jr. fumble behind the line of scrimmage that was recovered by Terrell Suggs at the Steelers 34-yard line ... had two tackles including a four-yard tackle for loss of Nick Chubb on the Browns first offensive play in the second half vs. Cle (12/15).

COLLEGE:

Three-time All-Mountain West selection and played 42 games in four years (2013-16) ... turned in his best collegiate season and received second-team All-Mountain West accolades with 100 tackles as a sophomore in 2014 ... named Fiesta Bowl Defensive MVP in Boise State's win over #10 Arizona, leading the Broncos with 14 tackles and 1.5 sacks.

PERSONAL:

Last name pronounced "vuh-LAY-ho" ... two-sports letterman (football and baseball) at Nevada Union (Grass Valley, CA) High School ... two-time (2011-12) Sierra Foothill League Defensive MVP ... second-team All-State, first-team All-SFL, first-team All-Sac-Joaquin Section, all-metro and MaxPreps All-American with 129 tackles, 2.0 sacks, an INT, three forced fumbles and three fumble recoveries as a senior ... had 158 tackles, 2.0 sacks, an INT, six forced fumbles and one fumble recovery as a junior ... served as a volunteer firefighter with his father and older brothers during the 2017 California wildfires; worked 24-hour shifts to aid the Lake Tahoe region during the fires.

VALLEJO CAREER STATS

				TACKLES								INTERCEPTIONS						FUMBLES			ST				
DATE	TEAM	GP	GS	TK	S	A	TFL	YDS	SK	YDS	QBH	NO	YDS	LG	TD	PD	FF	FR	YDS	TK	S	A	FF	FR	
2017	Bills	15	0	0	0	0	0	0	0.0	0.0	0	0	0	0	0	0	0	0	0	0	5	3	2	0	0
2018	Browns	13	1	20	13	7	1	2	0.0	0.0	0	0	0	0	0	0	0	0	0	0	7	6	1	1	0
2019	Washington	9	0	0	0	0	0	0	0.0	0.0	0	0	0	0	0	0	0	0	0	0	1	1	0	0	0
Went from Washington to Arizona																									
2019	Cardinals	2	0	7	5	2	2	5	1.0	0.0	1	0	0	0	0	0	1	0	0	0	0	0	0	0	0
2019	TOTAL	11	0	7	5	2	2	5	1.0	0.0	1	0	0	0	0	0	1	0	0	0	1	1	0	0	0
NFL TOTALS		39	1	27	18	9	3	7	1.0	0.0	1	0	0	0	0	0	1	0	0	0	13	10	3	1	0

VALLEJO POSTSEASON STATS

				TACKLES								INTERCEPTIONS						FUMBLES			ST					
DATE	TEAM	GP	GS	TK	S	A	TFL	YDS	SK	YDS	QBH	NO	YDS	LG	TD	PD	FF	FR	YDS	TK	S	A	FF	FR		
2017	Bills	1	0	0	0	0	0	0	0.0	0.0	0	0	0	0	0	0	0	0	0	0	1	1	0	0	0	
NFL TOTALS		1	0	0	0	0	0	0	0.0	0.0	0	0	0	0	0	0	0	0	0	0	1	1	0	0	0	



SINGLE-GAME HIGHS: DEFENSIVE

Total Tackles 7 vs. Kansas City Chiefs, Nov 04, 2018
Sacks 1.0 vs. Pittsburgh Steelers, Dec 08, 2019
Forced Fumbles 1 vs. Pittsburgh Steelers, Dec 08, 2019

Tackles For Loss

1 vs. Cleveland Browns, Dec 15, 2019
 ...2 more at 1.
 2 at Pittsburgh Steelers, Oct 28, 2018
 ...1 more at 2.

Special Teams Tackles

Special Teams Forced Fumbles 1 at Houston Texans, Dec 02, 2018

SINGLE-GAME HIGHS - POSTSEASON: DEFENSIVE

Special Teams Tackles

1 at Jacksonville Jaguars, Jan 07, 2018

REGGIE WALKER

56 | LINEBACKER | 6-2 | 250

COLLEGE: Kansas State

HOW ACQUIRED: FA-20

HOMETOWN: Ponchatoula, LA

DOB: April 22, 1996

◆ ROOKIE ◆

**COLLEGE CAREER:**

Played 50 games (47 starts) and recorded 140 tackles (101 solo), 18.0 sacks, 35 tackles for loss, nine forced fumbles, two fumble recoveries and five passes defended in four seasons at Kansas State ... his nine forced fumbles tied the school record while his 18.0 sacks ranked 10th in program history ... earned 2019 All-Big 12 honorable mention honors after starting all 13 games and collecting 30 tackles, five tackles for loss and 2.0 sacks as a senior ... started 11 games and finished the year with 35 tackles with a career-high 12.5 tackles for loss and 7.5 sacks as a junior in 2018 ... led the Big 12 and ranked 10th nationally with four forced fumbles ... earned 2017 second-team All-Big 12 honors after collecting 36 tackles, six tackles for loss and 2.0 sacks while

starting all 12 games ... had a breakout freshman campaign, earning Big 12 Defensive Freshman of the Year accolades after collecting 39 tackles, 11.5 tackles for loss, 6.5 sacks and three forced fumbles in 13 games (11 starts) ... first Wildcat since 2000 to earn the Big 12's top defensive freshman honor.

PERSONAL:

All-State player, a two-time all-district performer and district MVP as a senior at Ponchatoula (LA) High School ... led the team to the Louisiana Class 5A State playoffs with 57 tackles and 10.0 sacks as a senior ... also competed in basketball and baseball ... earned a degree in Sociology and Criminology in December, 2018.

JOJO WARD

14 | WIDE RECEIVER | 5-9 | 175

COLLEGE: Hawaii

HOW ACQUIRED: FA-20

HOMETOWN: Waco, TX

DOB: December 9, 1997

◆ ROOKIE ◆

**COLLEGE CAREER:**

Appeared in 29 games in two seasons at Hawaii where he had 116 receptions for 1,999 yards and 20 TDs ... earned second-team All-Mountain West Conference honors in 2019 as a senior after catching 65 passes for 1,134 yards and 11 TDs in 15 games ... the 11 TDs led the Mountain West and ranked 19th nationally and his 1,134 receiving yards were second in the conference and ranked 22nd nationally ... became just one of 16 players in UH history to record 1,000+ receiving yards in a season ... set career highs in receptions (10), receiving yards (189) and tied a school record in

TDs (4) in the team's victory over Oregon State and won Mountain West Offensive Player of the Week and the Earl Campbell Tyler Rose Award National Player of the Week honors for his performance ... in 2018 as a junior, appeared in 14 games (12 starts) and had 51 receptions for 865 yards and nine TDs ... finished second on the team in TDs and third in receiving yards, while also registering three 100-yard games ... set a season high with 161 yards and two TDs against Navy ... transferred to Hawaii from Tyler (TX) Junior College where he tallied 78 receptions for 1,012 and nine TDs in two seasons ... as a sophomore in 2017, had 46 receptions for 531 yards and five TDs in nine games.

**PERSONAL:**

Attended Midway (Hewitt, TX) High School where he played in 13 games and tallied 103 receptions for 1,619 yards and 20 TDs as a senior ... led the team to back-to-back district titles, named

district 12-6A offensive MVP and earned 6A All-State first-team honors ... also spent three years on the basketball and track teams ... older brother, Daxton Swanson, played defensive back at Sam Houston State and was on the practice squad for seven NFL teams ... majored in Sociology.

JONATHAN WARD**38 | RUNNING BACK | 6-0 | 202****COLLEGE:** Central Michigan**HOMETOWN:** Kankakee, IL**DOB:** September 30, 1997**HOW ACQUIRED:** FA-20◆ **ROOKIE** ◆**COLLEGE CAREER:**

Rushed for 2,539 yards and 28 TDs on 473 carries (5.4 avg.) in 42 games at Central Michigan ... also caught 98 passes for 909 yards and four TDs ... ran for more than 1,000 yards twice in his career ... as a team captain in 2019, started all 12 games and ran for a career-high 1,108 yards and 15 TDs and earned third-team All-MAC honors ... in 2018 as a junior, appeared in nine games (six starts) and had 212 rushing yards on 76 carries ... appeared in 12 games (eight starts) and rushed for 1,019 yards and 10 TDs on 178 carries in 2017 as a sophomore ... selected second-team All-MAC and led the team in rushing yards, attempts and TDs ... in

2016 as a freshman, appeared in eight games and had 200 rushing yards and two TDs on 36 carries.

PERSONAL:

Two-sport athlete at Bishop McNamara (Kankakee, IL) High School competing in football and track ... as a three-year starter, set school career records with 83 TDs and 5,689 rushing yards and single-season records with 2,400 rushing yards and 36 TDs ... earned All-State honors and led the team to a 13-1 finish and Class 3A state title as a senior.

CHARLES WASHINGTON**28 | SAFETY | 5-10 | 192****COLLEGE:** Fresno State**HOW ACQUIRED:** WV-19 (Det)**YEARS NFL/CARDINALS:** 4/2**HOMETOWN:** Inglewood, CA**DOB:** March 10, 1993**PRO CAREER:**

Signed with Detroit as an undrafted rookie free agent on 5/6/16. Released on 9/3/16 and signed to Lions practice squad on 9/4/16. Released on 10/12/16 and re-signed to the Lions practice squad on 10/17/16. Signed a future contract with Detroit on 1/9/17 and re-signed with the Lions on 4/15/19. Released on 8/31/19 and claimed off waivers by the Cardinals on 9/1/19. Agreed to terms on a one-year deal with the Cardinals on 3/24/20.

2019: Played 12 games and matched a career high with seven special teams tackles after joining the Cardinals off waivers in Week 1 ... had a career-high-tying two special teams tackles on kickoff coverage in his Cardinals debut vs. Det (9/8) ... collected a special teams tackle and downed a 50-yard punt at the Ravens six-yard line @ Bal (9/15) ... notched a special teams tackle on kickoff coverage vs. Car (9/22) before leaving the game due to injury ... inactive (shoulder) in Games 4-6 ... returned from injury and tallied a special teams tackle on kickoff coverage @ NYG

(10/20) ... inactive vs. SF (10/31) ... notched a special teams tackle @ TB (11/10), @ SF (11/17), vs. Pit (12/8) and vs. Cle (12/15).

COLLEGE:

Totaled 198 tackles, 14.5 tackles for loss, four sacks, three INTs, 17 passes defended, a forced fumble and a fumble recovery in 51 games (38 starts) ... started 34 consecutive games between his sophomore and senior seasons before missing a contest due to injury ... converted to SS from CB during his senior campaign ... posted 40 tackles, one for loss, a sack and six passes defended as a senior in 2015 ... set career highs with 78 tackles, two INTs and nine passes defended in 14 games (all starts) as a junior in 2014.

PERSONAL:

Attended Crespi Carmelite (Los Angeles, CA) High School where he tallied 86 tackles, five INTs and four TDs as a senior in 2010 ... also rushed for 123 yards on seven carries ... helped lead the Celts to an 8-4 record as the league's defensive MVP ... majored in Criminology Corrections.



WASHINGTON CAREER STATS

DATE	TEAM	GP	GS	TACKLES							QBH	INTERCEPTIONS					FUMBLES			ST				
				TK	S	A	TFL	YDS	SK	YDS		NO	YDS	LG	TD	PD	FF	FR	YDS	TK	S	A	FF	FR
2017	Lions	16	0	7	6	1	1	3	0.0	0.0	0	0	0	0	0	0	0	0	0	7	5	2	0	0
2018	Lions	13	0	0	0	0	0	0	0.0	0.0	0	0	0	0	0	0	0	0	0	6	5	1	0	0
2019	Cardinals	12	0	0	0	0	0	0	0.0	0.0	0	0	0	0	0	0	0	0	0	7	6	1	0	0
NFL TOTALS		41	0	7	6	1	1	3	0.0	0.0	0	0	0	0	0	0	0	0	0	20	16	4	0	0

SINGLE-GAME HIGHS: DEFENSIVE

Total Tackles 3 at Green Bay Packers, Nov 06, 2017
Tackles For Loss 1 at New Orleans Saints, Oct 15, 2017

Special Teams Tackles 2 vs. Detroit Lions, Sep 08, 2019
 ...1 more at 2.

EVAN WEAVER

50 | LINEBACKER | 6-3 | 235

COLLEGE: California

HOMETOWN: Spokane, WA

DOB: August 11, 1998

ROUND 6
202nd Overall



NOTECARDS

- Selected by the Cardinals in the sixth round (202nd overall) of the 2020 NFL Draft out of the University of California.
- A consensus first-team All-American and Pac-12 Defensive Player of the Year, Weaver posted a school-record 182 tackles as a senior in 2019. Led the nation at the FBS level in total tackles and solo tackles last season.
- Played at Arizona Stadium in Tucson, Sun Devil Stadium in Tempe and Chase Field in Phoenix (2018 Cheez-It Bowl) during his college career. Now with the Cardinals, he will add State Farm Stadium to that list.

COLLEGE CAREER:

Played in 49 of 50 possible games in four seasons at Cal, including 31 starts ... started the final 26 games of his college career ... posted career totals of 412 tackles, 23 tackles for loss, 8.5 sacks, two INTs (one returned for a TD), 13 passes defended, three forced fumbles and six QB hurries ... finished fourth on Cal's all-time list for career tackles ... a two-time first-team All-Pac-12 selection and 2019 Pac-12 Defensive Player of the Year ... had a career-long streak of 12 straight contests with double-digit tackles that included the final seven games of his junior season and first five contests of his senior campaign ... led or co-led Cal in tackles 24 times during his career, including 12 times as a senior, 11 occasions as a junior as well as once as a sophomore in 2017 ... one of only three FBS players since 2000 to have three career games of 20+ tackles ... the only Pac-12 player since 2000 with multiple career games of 20+ tackles.

2019: Named a consensus first-team All-American (AFCA, AP, CBS Sports, ESPN, FWAA, Sporting News, USA Today, Walter Camp), becoming the first Cal player to earn consensus first-team All-American honors since 2006 ... named the Pac-12 Defensive Player of the Year (AP, Pac-12 Coaches) and was a finalist for the Butkus Award, Lombardi, Lott IMPACT Trophy and Senior CLASS Awards ... semifinalist for the Chuck Bednarik Award ... served as one of three team season captains ... started all 13 games and led the nation at the FBS level in total tackles (school-record and career-high 182), total tackles per game (14.0), solo tackles (103) and solo tackles per game (7.9) ... finished fifth on the all-time NCAA's FBS single-season tackle list and was 11 shy of the all-time single-season record of 193 ... added three forced

fumbles, a career-high 10 tackles for loss, three passes defended and a career-high five QB hurries ... became the only FBS player with three 20+ tackle games in a season since 2000 ... had three of the nine 20+ tackle games by an FBS player while no one else had more than one ... three-time Cal Defensive Player of the Week (at Washington, vs. North Texas and at Ole Miss).

2018: Started all 13 games and earned first-team (AP) and second-team (Coaches) All-Pac-12 honors after recording 159 tackles, 9.5 tackles for loss, 4.5 sacks, two INTs (one returned for a TD) and eight passes defended ... tied for fifth nationally with 6.4 solo tackles per game and eighth in total tackles with 11.9 per contest ... his 159 tackles ranked tied for third the school's all-time single-season list ... earned Cal's Bear Backers Award as the team's Co-Most Valuable Defensive Player along with fellow inside linebacker Jordan Kunaszyk ... graded out at 91.6 by Pro Football Focus College, which was second among all linebackers for the season and the eighth-highest mark between 2014-18 ... had 11 double-digit tackle games and also led or shared the team lead in tackles 11 times ... ended the season with 62 tackles in his final four games (15.5 per contest) and double-digit stops in each of his final seven games while he also started the season with four consecutive double-digit tackle games.

2017: Played in all 12 games as a sophomore, including his first five career starts ... contributed 55 tackles, two tackles for loss and two passes defended ... had at least one tackle in all 12 games ... registered a season-high and team-leading nine tackles and one pass defended vs. Oregon State.



PLAYERS

2016: Played 11 games as a DE as a true freshman and earned the team's Clint Evans Award for its most intense freshman competitor ... finished the year with 16 tackles as well as 1.5 tackles for loss and 1.5 sacks ... had his lone career reception for 11 yards receiving on a throw by punter Dylan Klumph on a successful fake punt attempt in the first quarter at Oregon State ... added three kick returns for 26 yards.

PERSONAL:

A three-year varsity starter at Gonzaga Prep (Spokane, WA) High School where he totaled 393 tackles, 78 tackles for loss, 45.0 sacks and 14 forced fumbles for teams that compiled a 31-5 overall record and won the school's third state title in his senior season in 2015 ... earned Washington State Player of the Year

honors from the Tacoma News Tribune, while he earned Defensive State Player of the Year recognition from the Seattle Times, Associated Press and Tacoma News Tribune as a senior when he racked up 125 tackles, 37 tackles for loss, 24.0 sacks, two safeties, one fumble recovery and one blocked punt on defense while adding nearly 1,000 yards rushing and 17 TDs on the ground for a squad that won its third WIAA 4A state title ever and first since 1986 ... ran for 133 yards and scored two TDs on the ground in the state title win over Skyline ... earned All-USA Inland Northwest and Regional Defensive MVP honors from American Family Insurance as well as first-team All-State and first-team Greater Spokane League recognition as a junior when he posted 123 tackles, 22 tackles for loss, 14.0 sacks, six forced fumbles ... also played baseball at Gonzaga Prep ... majored in American Studies.

WEAVER COLLEGE STATS

Year	GP/GS	Solo	Tackles		Sacks		Interceptions				PD	FR	FF
			Asst	Ttl	Sk	Yds	Int	Yds	Lg	TD			
2016	11/0	9	7	16	1.5	7	0	0	0	0	0	0	0
2017	12/5	30	25	55	0.0	0	0	0	0	0	2	0	0
2018	13/13	88	71	159	4.5	28	2	47	37t	1	8	0	0
2019	13/13	103	79	182	2.5	19	0	0	0	0	3	0	3
Total	49/31	230	182	412	8.5	54	2	47	37t	1	13	0	3

JACE WHITTAKER

39 | CORNERBACK | 5-11 | 185

COLLEGE: Arizona

HOMETOWN: Oceanside, CA

DOB: July 16, 1995

HOW ACQUIRED: FA-20

◆ **ROOKIE** ◆



COLLEGE CAREER:

Played 49 games (32 starts) and totaled 159 tackles, six tackles for loss, a sack, seven INTs and 41 passes defended for the Wildcats ... recorded a career-high 55 tackles, two tackles for loss, a sack, three INTs and nine passes defended in 12 games (all starts) as a senior in 2019 ... played in one game and received a medical redshirt during the 2018 season ... started all 13 games and tallied 46 tackles, two tackles for loss, three INTs (returned one for a TD) and a career-high 16 passes defended as a junior in 2017 ... played all 12 games and started the final seven contests, posting 35 tackles, his first-career INT and a team-high 12 passes defended as a sophomore in 2016 ... appeared in 11 contests (three starts) and had 23 tackles and four passes defended as a

freshman in 2015.

PERSONAL:

Attended Oceanside (CA) High School where he was named the team's Defensive Player of the Year and earned first-team all-conference accolades as a senior ... played all three phases (WR, DB and KR), helping lead the 10-3 Pirates to an appearance in the 2013 CIF San Diego Section Championship ... member of the 2012 CIF San Diego Section Championship team as a junior ... father, Jerry, played in the Chicago White Sox organization after winning the 1994 College World Series at Oklahoma ... majored in Educational Leadership.

CARDINALS IN THE SUPPLEMENTAL DRAFT

The Cardinals selected Washington State S **Jalen Thompson** in the fifth round of the 2019 NFL Supplemental Draft, meaning the team surrendered a fifth-round pick in the 2020 NFL Draft.

Thompson is the third player selected by the Cardinals in the supplemental draft and the first since the team used a ninth-round selection on LSU T Willie Williams in 1990.

The previous year, the team took another Washington State product – QB Timm Rosenbach – in the first round of the supplemental draft.

Cardinals Supplemental Draft Since 1977

Season	Rd	Team	Player	Pos	College
2019	5	Arizona Cardinals	Jalen Thompson	S	Washington State
1990	9	Phoenix Cardinals	Willie Williams	T	LSU
1989	1	Phoenix Cardinals	Timm Rosenbach	QB	Washington State





MAXX WILLIAMS

87 | TIGHT END | 6-4 | 252


COLLEGE: Minnesota

HOW ACQUIRED: UFA-19 (Bal)

YEARS NFL/CARDINALS: 6/2

HOMETOWN: Waconia, MN

DOB: April 12, 1994



NOTE CARDS

- Selected by the Baltimore Ravens in the second round (55th overall) of the 2015 NFL Draft out of Minnesota, Williams joined the Cardinals on a one-year contract before the 2019 season and signed a two-year extension that will keep him in Arizona through the 2021 season.
- Totaled 78 receptions for 699 yards and four TDs in 58 games (31 starts) during his first five NFL seasons with the Ravens (2015-18) and Cardinals (2019).
- Part of the NFL's 10th-ranked rushing offense (1,990 yards) that averaged a single-season franchise-record 5.03 yards per carry (second in the NFL) in 2019.

PRO CAREER:

Originally selected by Baltimore in the second round (55th overall) of the 2015 NFL Draft. Signed a one-year contract with the Cardinals on 5/3/19 and signed a two-year extension to remain with the Cardinals through the 2021 season.

2019: Played all 16 games (10 starts) for the first time in his career and caught 15 passes for 202 yards and one TD ... blocked for the NFL's 10th-ranked rushing offense (1,990 yards) that averaged a single-season franchise-record 5.03 yards per carry (second in the NFL) ... had a 15-yard reception on the OT scoring drive in his Cardinals debut vs. Det (9/8) ... posted a 21-yard catch on the Cardinals third-quarter scoring drive against his former team @ Bal (9/15) ... started and secured a 21-yard reception to the Seahawks 48-yard line on the Cardinals fourth-quarter scoring drive vs. Sea (9/29) ... had a seven-yard catch to the Bengals two-yard line setting up a Kyler Murray TD run on fourth-and-two the following play @ Cin (10/6); blocked for a unit that gained 266 yards on 38 carries (7.0-yard avg.) @ Cin (10/6), marking the most rushing yards by the Cardinals since totaling 268 @ StL (11/27/11) ... had a season-high three receptions for 34 yards and a TD vs. Atl (10/13), helping the offense gain 442 total yards including 340 passing yards against the Falcons ... converted a first down with a five-yard reception on third-and-two in the fourth quarter @ NYG (10/20); helped a Cardinals rushing attack gain 156 yards and score three TDs on 38 carries against the Giants ... caught a 12-yard pass at the 49ers seven-yard line for a first down on AZ's first-quarter TD drive on Thursday Night Football vs. SF (10/31) ... had a four-yard catch and blocked for a unit that gained 226 rushing yards and converted a season-high 14 rushing first downs on 35 carries (6.5-yard avg.) vs. Cle (12/15) ... had two receptions for 36 tackles for an offense that gained 412 total net yards and 253 rushing yards @ Sea (12/22); caught a 28-yard pass to midfield on AZ's fourth-quarter TD drive against the Seahawks.

COLLEGE:

Played 25 games (17 starts) in two seasons (2013-14), posting 61 receptions for 986 yards and 13 TDs (10th in school history) ... earned multiple first-team and second-team All-American, first-team All-Big Ten and Kwalick Clark Big Ten TE of the Year honors in 2014 ... received the College Football Performance Awards Tight End Trophy and was tabbed a John Mackey Award finalist after posting team highs in catches (36), receiving yards (569) and receiving TDs (eight) as a senior ... his 569 receiving yards and eight TDs that season set single-season school records by a TE ... declared for the NFL Draft following his redshirt sophomore season ... led the Gophers in receiving yards (417) and tied for the team lead in receptions (25) and receiving TDs (five) as a freshman in 2013 ... redshirted in 2012.

PERSONAL:

Attended Waconia (MN) High School where he threw for 784 yards and eight TDs and rushed for 902 yards and 13 TDs on 120 carries as a senior QB in 2011 ... also had 80 tackles and two INTs on defense that year ... played in Semper Fidelis All-American Bowl as a punter following his senior year, but also saw action at tight end, catching a TD pass in the game ... earned All-State honors from the AP and Minnesota Vikings ... father, Brian, lettered at Minnesota from 1986-88 and was then drafted by and played for the New York Giants (O-line) from 1989-99 ... grandfather, Bob, was an All-American QB at Notre Dame who was selected #2 overall by the Bears in the 1951 draft and played three seasons (1951-52 and 1955) for Chicago; Bob was inducted into the College Football Hall of Fame in 1988 ... mother, Rochelle, played volleyball at Minnesota from 1984-87 and received the Big Ten Medal of Honor in 1988 ... uncle, Ron, played football for the Gophers and played two seasons of professional football for Barcelona in the World League of American Football.



WILLIAMS CAREER STATS

DATE	TEAM	GP	GS	RECEIVING					RUSHING				
				NO.	YDS	AVG	LG	TD	NO.	YDS.	AVG.	LG	TD
2015	Ravens	14	7	32	268	8.4	28	1	0	0	0.0	0	0
2016	Ravens	4	0	0	0	0.0	0	0	0	0	0.0	0	0
2017	Ravens	11	8	15	86	5.7	17	1	2	6	3.0	4	0
2018	Ravens	13	6	16	143	8.9	25	1	3	8	2.7	7	0
2019	Cardinals	16	10	15	202	13.5	28	1	0	0	0.0	0	0
NFL TOTALS		58	31	78	699	9.0	28	4	5	14	2.8	7	0

WILLIAMS POSTSEASON STATS

DATE	TEAM	GP	GS	RECEIVING					RUSHING				
				NO.	YDS	AVG	LG	TD	NO.	YDS.	AVG.	LG	TD
2018	Ravens	1	1	1	8	8.0	8	0	0	0	0.0	0	0
NFL TOTALS		1	1	1	8	8.0	8	0	0	0	0.0	0	0

SINGLE-GAME HIGHS: OFFENSIVE

Rush Attempts	1 vs. Cleveland Browns, Dec 30, 2018 ...4 more at 1.	All-purpose yards	53 at Cincinnati Bengals, Jan 03, 2016
Rushing Yards	7 at Cincinnati Bengals, Sep 13, 2018	Kickoff Returns	1 at Cleveland Browns, Nov 30, 2015
Longest Runs	7 at Cincinnati Bengals, Sep 13, 2018	Kickoff Return Yards	6 at Cleveland Browns, Nov 30, 2015
Receptions	6 at Cincinnati Bengals, Jan 03, 2016	Longest Kickoff Return	6 at Cleveland Browns, Nov 30, 2015
Receiving Yards	53 at Cincinnati Bengals, Jan 03, 2016	Special Teams Tackles	2 at New Orleans Saints, Oct 27, 2019 ...1 more at 2.
Longest Reception	28 at Seattle Seahawks, Dec 22, 2019 ...1 more at 28.	Miscellaneous Tackles	1 at Cleveland Browns, Oct 07, 2018 ...1 more at 1.
Receiving TDs	1 vs. Atlanta Falcons, Oct 13, 2019 ...3 more at 1.	Most TDs	1 vs. Atlanta Falcons, Oct 13, 2019 ...3 more at 1.

SINGLE-GAME HIGHS - POSTSEASON: OFFENSIVE

Receptions	1 vs. Los Angeles Chargers, Jan 06, 2019	All-purpose yards	8 vs. Los Angeles Chargers, Jan 06, 2019
Receiving Yards	8 vs. Los Angeles Chargers, Jan 06, 2019	Miscellaneous Tackles	1 vs. Los Angeles Chargers, Jan 06, 2019
Longest Reception	8 vs. Los Angeles Chargers, Jan 06, 2019		

RYAN WINSLOW

9 | PUNTER | 6-5 | 217

COLLEGE: Pittsburgh

HOW ACQUIRED: FA-19

YEARS NFL/CARDINALS: 1/1

HOMETOWN: Maple Glen, PA

DOB: April 30, 1994



PRO CAREER:

Originally signed with the Bears as an undrafted rookie free agent on 5/11/18. Released by Chicago following training camp on 9/2/18. Played with the San Diego Fleet of the Alliance of American Football (AAF) in 2019. Signed with the Cardinals on 5/2/19. Released on 8/31/19 and signed to the Cardinals practice squad on 9/24/19. Elevated to the Cardinals active roster from

the team's practice squad on 9/28/19. Released on 10/8/19. Signed a future contract with the Cardinals on 12/30/19.

2019: Averaged 47.0 yards on three punts including a 45-yarder to the Seahawks 12-yard line in his NFL debut vs. Sea (9/29); part of a punt unit that allowed two returns for -3 yards ... averaged 50.0 yards on three punts including a 55-yarder to the Bengals 19-yard line @ Cin (10/6).

**COLLEGE:**

Played in 51 games over four seasons (2014-17), punting 226 times for 9,513 yards (42.1-yard avg.) with 70 punts landed inside the 20 and just 22 touchbacks ... had 36 punts of 50+ yards and a long punt of 63 yards ... as a senior in 2017, named first-team All-ACC by the league's coaches and the AP after averaging a career-high and ACC-leading 44.5 yards per punt on 57 punts ... threw a 15-yard TD pass to Nathan Bossory off a fake field goal @ Virginia Tech on 11/18/17 ... recipient of the ACC's Weaver-James-Corrigan Postgraduate Award and named a semifinalist for the National Football Foundation William V. Campbell Trophy (presented to the nation's top Scholar-Athlete) ... as a junior in 2016, averaged 42.6 yards on 56 attempts and placed 12 kicks inside the 20-yard line ... as a sophomore in 2015, averaged 41.1 yards on 63 punts while placing 21 kicks inside the 20-yard line ... executed a fake punt @ Syracuse on 10/24/15 when he completed a 12-yard pass to Matt Galambos, extending a fourth-quarter drive that concluded with Chris Blewitt's game-winning 25-yard field goal as time expired ... seized the starting punting job as a freshman in 2014 and averaged 40.1 yards on 50 punts for the year.

PERSONAL:

Attended La Salle College (Maple Glen, PA) High School where he was rated one of the country's top four punters by Scout ... named first-team All-EasternPAFootball.com Big School Team (Class AAAA-Class AAA) ... also earned Philadelphia Daily News All-City honors and was an All-Catholic League selection as a senior ... in addition to his punting duties, also served as a placekicker and kickoff specialist ... averaged 42.3 yards per punt as a senior and scored 72 points as a placekicker, converting six FGs and 54-of-57 PATs ... helped the Explorers to consecutive 12-2 seasons and a pair of trips to PIAA Class AAAA semi-finals as a junior and senior ... father, George, was the first punter ever to earn a scholarship at Wisconsin and went on to punt in the NFL for the Cleveland Browns (1987) and New Orleans Saints (1989) ... mother, Teresa, played field hockey and lacrosse for Ursinus College and is a member of the school's Athletic Hall of Fame ... a member of the National Honor Society at La Salle, was a Finance major at Pitt who was twice named to the All-ACC Academic Team and was also named to the National Football Foundation & College Hall of Fame's prestigious Hampshire Honor Society.

WINSLOW CAREER STATS

DATE	TEAM	GP	NO.	YDS.	AVG.	OPP. RET.	YDS.	NET YDS.	AVG.	TB	IN20	LG	BK
2019	Cardinals	2	6	291	48.5	4	6	265	44.2	1	2	55	0
NFL TOTALS		2	6	291	48.5	4	6	265	44.2	1	2	55	0

SINGLE-GAME HIGHS: PUNTER

Punts	3 at Cincinnati Bengals, Oct 06, 2019 ...1 more at 3.	Net Punting Avg	48.0 vs. Seattle Seahawks, Sep 29, 2019
Gross Punting Yards	150 at Cincinnati Bengals, Oct 06, 2019	Longest Punt	55 at Cincinnati Bengals, Oct 06, 2019
Gross Punting Avg	50.0 at Cincinnati Bengals, Oct 06, 2019	Inside the 20	1 at Cincinnati Bengals, Oct 06, 2019 ...1 more at 1.
Net Punting Yards	144 vs. Seattle Seahawks, Sep 29, 2019		

CARDINALS PLAYER AND COACH BIRTHDAYS**JANUARY**

3 Brian Natkin
4 Josh Miles
6 Chris Streveler
8 Don Shumpert
10 Budda Baker
12 Jeff Rodgers
18 Byron Murphy
26 Kenyan Drake

FEBRUARY

2 Jalen Davis
8 Lamont Gaillard
11 Deionte Thompson
21 Sam Jones
26 Chris Banjo
26 Trent Sherfield
27 Chandler Jones

MARCH

10 Charles Washington
12 Greg Williams
13 Dan Arnold
18 Spencer Whipple
22 Kevin Peterson
23 James Saxon
28 Mason Cole

APRIL

6 Zane Lewis
8 J.R. Sweezy
12 Maxx Williams
13 Eno Benjamin

APRIL (CONT.)

13 Chase Edmonds
19 Justin Murray
22 Reggie Walker
26 Derius Swinton
30 Ryan Winslow

MAY

5 Michael Dogbe
7 Zane Gonzalez
11 Steven Gonzalez
16 Hakeem Butler
21 Duke Thomas
28 Andre Patton

JUNE

2 A.J. Richardson
6 DeAndre Hopkins
8 Kelvin Beachum
8 Corey Peters
9 Ezekiel Turner
15 Brett Hundley
18 Tom Clements
22 Josh Jones
24 Devon Kennard
27 Jordan Hicks
29 Dylan Cantrell

JULY

1 De'Vondre Campbell
5 Aaron Brewer
11 Patrick Peterson
13 Trevon Coley

JULY (CONT.)

13 Jerry Sullivan
16 Jace Whittaker
18 Jalen Thompson
26 Isaiah Simmons
29 Cameron Turner

AUGUST

7 Kyler Murray
9 Dennis Gardeck
9 Kliff Kingsbury
9 Sean Kugler
11 Kentrell Brice
11 Andy Lee
11 Evan Weaver
13 Chris Jones
15 Justin Pugh
20 Zach Allen
21 Koda Martin
23 Leki Fotu
31 Larry Fitzgerald

SEPTEMBER

1 Brett Toth
4 Miles Brown
9 David Riah
16 Johnnie Dixon
20 Vance Joseph
21 Steve Heiden
21 Jordan Phillips
22 Rob Grosso
22 Haason Reddick
27 Rashard Lawrence

SEPTEMBER (CONT.)

28 Charlie Bullen
29 Buddy Morris
30 Brentson Buckner
30 Jonathan Ward

OCTOBER

2 Marcus Robertson
9 KeeSean Johnson
11 Kylie Fitts
22 Jonathan Bullard

NOVEMBER

1 Robert Alford
5 Bill Davis
9 Max Garcia
14 Mark Naylor
18 Andy Isabella
18 Christian Kirk
22 Darrell Daniels
22 D.J. Foster

DECEMBER

9 JoJo Ward
16 Adam Shuler
16 Tanner Vallejo
23 Ryan Becker
28 D.J. Humphries
31 Jim Dray
Italics indicates coach



PLAYERS

NO.	NAME	POS.	HT.	WT.	DOB	EXP.	COLLEGE	HOMETOWN	HOW ACQ.
23	Alford, Robert	CB	5-10	186	11/1/1988	7	Southeastern Louisiana	Hammond, LA	FA-19
94	Allen, Zach	DL	6-5	285	8/20/1997	2	Boston College	New Canaan, CT	D3-19
85	Arnold, Dan	TE	6-6	220	3/15/1995	3	Wisconsin-Platteville	Janesville, WI	WV-19 (NO)
32	Baker, Budda	S	5-10	195	1/10/1996	4	Washington	Bellevue, WA	D2-17
31	Banjo, Chris	S	5-10	207	2/26/1990	8	Southern Methodist	Sugar Land, TX	FA-19
68	Beachum, Kelvin	OL	6-3	308	6/8/1989	9	SMU	Mexia, TX	FA-20
80	Becker, Ryan	TE	6-5	248	12/23/1997	R	SMU	Marble Falls, TX	FA-20
26	Benjamin, Eno	RB	5-9	210	4/13/1999	R	Arizona State	Wylie, TX	D7-20
46	Brewer, Aaron	LS	6-5	232	7/5/1990	9	San Diego State	Fullerton, CA	FA-16
44	Brice, Kentrell	S	5-11	200	8/11/1994	4	Louisiana Tech	Ruston, LA	FA-20
72	Brown, Miles	DL	6-2	320	9/4/1997	2	Wofford	Cheverly, MD	FA-19
90	Bullard, Jonathan	DL	6-3	296	10/22/1993	5	Florida	Shelby, NC	WV-19 (Chi)
18	Butler, Hakeem	WR	6-5	227	5/16/1996	1	Iowa State	Baltimore, MD	D4-19
59	Campbell, De'Vondre	LB	6-3	232	7/1/1993	5	Minnesota	Fort Myers, FL	UFA-20 (Atl)
82	Cantrell, Dylan	TE	6-3	240	6/29/1994	1	Texas Tech	Whitehouse, TX	FA-20
52	Cole, Mason	OL	6-5	307	3/28/1996	3	Michigan	Tarpon Springs, FL	D3-18
93	Coley, Trevon	DL	6-1	310	7/13/1994	4	Florida Atlantic	Miami, FL	FA-20
81	Daniels, Darrell	TE	6-3	256	11/22/1994	4	Washington	Pittsburg, CA	WV-18 (Sea)
30	Davis, Jalen	CB	5-10	185	2/2/1996	2	Utah State	La Mesa, CA	FA-19
12	Dixon, Johnnie	WR	5-11	198	9/16/1994	1	Ohio State	West Palm Beach, FL	FA-19
91	Dogbe, Michael	DL	6-3	280	5/5/1996	2	Temple	Morris Plains, NJ	D7b-19
41	Drake, Kenyan	RB	6-1	211	1/26/1994	5	Alabama	Marietta, GA	TR-19 (Mia)
29	Edmonds, Chase	RB	5-9	205	4/13/1996	3	Fordham	Harrisburg, PA	D4-18
49	Fitts, Kylie	LB	6-4	260	10/11/1994	3	Utah	San Bernardino, CA	FA-19
11	Fitzgerald, Larry	WR	6-3	218	8/31/1983	17	Pittsburgh	Minneapolis, MN	D1-04
37	Foster, D.J.	RB	6-0	205	11/22/1993	4	Arizona State	Scottsdale, AZ	FA-17
95	Fotu, Leki	DL	6-5	335	8/23/1998	R	Utah	West Valley City, UT	D4a-20
65	Gaillard, Lamont	OL	6-3	305	2/8/1996	2	Georgia	Fayetteville, NC	D6b-19
73	Garcia, Max	OL	6-4	309	11/9/1991	6	Florida	Norcross, GA	UFA-19 (Den)
45	Gardeck, Dennis	LB	6-0	232	8/9/1994	3	Sioux Falls	Lake in the Hills, IL	FA-18
61	Gonzalez, Steven	OL	6-4	332	5/11/1997	R	Penn State	Union City, NJ	FA-20
5	Gonzalez, Zane	K	6-0	202	5/7/1995	4	Arizona State	Deer Park, TX	FA-18
58	Hicks, Jordan	LB	6-1	236	6/27/1992	6	Texas	Cincinnati, OH	UFA-19 (Phi)
10	Hopkins, DeAndre	WR	6-1	212	6/6/1992	8	Clemson	Clemson, SC	TR-20 (Hou)
74	Humphries, D.J.	OL	6-5	307	12/28/1993	6	Florida	Charlotte, NC	D1-15
7	Hundley, Brett	QB	6-3	226	6/15/1993	6	UCLA	Chandler, AZ	UFA-19 (Sea)
89	Isabella, Andy	WR	5-9	188	11/18/1996	2	Massachusetts	Mayfield, OH	D2b-19
19	Johnson, KeeSean	WR	6-1	201	10/9/1996	2	Fresno State	East Palo Alto, CA	D6a-19
55	Jones, Chandler	LB	6-5	255	2/27/1990	9	Syracuse	Endicott, NY	TR-16 (NE)
25	Jones, Chris	CB	6-0	200	8/13/1995	2	Nebraska	Jacksonville, FL	FA-18
79	Jones, Josh	OL	6-7	310	6/22/1997	R	Houston	Richmond, TX	D3-20
70	Jones, Sam	OL	6-5	290	2/21/1996	2	Arizona State	Highlands Ranch, CO	FA-19
42	Kennard, Devon	LB	6-3	256	6/24/1991	7	Southern California	Phoenix, AZ	UFA-20 (Det)
13	Kirk, Christian	WR	5-11	200	11/18/1996	3	Texas A&M	Scottsdale, AZ	D2-18
92	Lawrence, Rashard	DL	6-2	308	9/27/1998	R	LSU	Monroe, LA	D4b-20
4	Lee, Andy	P	6-1	185	8/11/1982	17	Pittsburgh	Westminster, SC	FA-17
22	Lewis, Zane	CB	6-1	190	4/6/1998	R	Air Force	Richmond, VA	FA-20
60	Martin, Koda	OL	6-6	304	8/21/1995	1	Syracuse	Manvel, TX	FA-20
66	Miles, Josh	OL	6-5	325	1/4/1996	2	Morgan State	Baltimore, MD	D7a-19
33	Murphy Jr., Byron	CB	5-11	190	1/18/1998	2	Washington	Scottsdale, AZ	D2a-19
71	Murray, Justin	OL	6-5	315	4/19/1993	2	Cincinnati	Cincinnati, OH	WV-19 (Oak)
1	Murray, Kyler	QB	5-10	207	8/7/1997	2	Oklahoma	Allen, TX	D1-19
84	Patton, Andre	WR	6-2	200	5/28/1994	2	Rutgers	Wilmington, DE	FA-20
98	Peters, Corey	DL	6-3	335	6/8/1988	11	Kentucky	Louisville, KY	UFA-15 (Atl)
27	Peterson, Kevin	CB	5-11	185	3/22/1994	3	Oklahoma State	Wagoner, OK	WV-19 (LAR)
21	Peterson, Patrick	CB	6-1	203	7/11/1990	10	LSU	Pompano Beach, FL	D1-11
97	Phillips, Jordan	DL	6-6	341	9/21/1992	6	Oklahoma	Towanda, KS	UFA-20 (Buf)
67	Pugh, Justin	OL	6-5	311	8/15/1990	8	Syracuse	Holland, PA	UFA-18 (NYG)
43	Reddick, Haason	LB	6-1	235	9/22/1994	4	Temple	Camden, NJ	D1-17
83	Richardson, A.J.	WR	6-0	212	6/2/1995	1	Boise State	Lomita, CA	FA-19
16	Sherfield, Trent	WR	6-1	219	2/26/1996	3	Vanderbilt	Danville, IL	FA-18
69	Shuler, Adam	DL	6-4	275	12/16/1996	R	Florida	Longwood, FL	FA-20
48	Simmons, Isaiah	LB	6-4	238	7/26/1998	R	Clemson	Olathe, KS	D1-20
15	Streveler, Chris	QB	6-1	216	1/6/1995	R	South Dakota	Crystal Lake, IL	FA-20
64	Sweezy, J.R.	OL	6-5	310	4/8/1989	8	N.C. State	Moorestville, NC	UFA-19 (Sea)
20	Thomas, Duke	CB	5-11	185	5/21/1994	1	Texas	Copperas Cove, TX	FA-19
35	Thompson, Deionte	S	6-1	195	2/11/1997	2	Alabama	Orange, TX	D5-19
34	Thompson, Jalen	S	5-11	190	7/18/1998	2	Washington State	Downey, CA	SD5-19
78	Toth, Brett	OL	6-6	304	9/1/1996	1	Army	Charleston, SC	WV-19 (Phi)
47	Turner, Ezekiel	LB	6-2	214	6/9/1996	3	Washington	Pasadena, MD	FA-18
51	Vallejo, Tanner	LB	6-1	230	12/16/1994	4	Boise State	Penn Valley, CA	FA-19
56	Walker, Reggie	LB	6-2	250	4/22/1996	R	Kansas State	Ponchatoula, LA	FA-20
14	Ward, JoJo	WR	5-9	175	12/9/1997	R	Hawaii	Waco, TX	FA-20
38	Ward, Jonathan	RB	6-0	202	9/30/1997	R	Central Michigan	Kankakee, IL	FA-20
28	Washington, Charles	S	5-10	192	3/10/1993	4	Fresno State	Inglewood, CA	WV-19 (Det)
50	Weaver, Evan	LB	6-3	235	8/11/1998	R	California	Spokane, WA	D6-20
39	Whittaker, Jace	CB	5-11	185	7/16/1995	R	Arizona	Oceanside, CA	FA-20
87	Williams, Maxx	TE	6-4	252	4/12/1994	6	Minnesota	Waconia, MN	UFA-19 (Bal)
9	Winslow, Ryan	P	6-5	217	4/30/1994	1	Pittsburgh	Maple Glen, PA	FA-19



**SEASON
IN REVIEW**

WON 5, LOST 10, TIED 1

09/08	T	27-27 (OT)	Detroit	60,687
09/15	L	17-23	at Baltimore	70,126
09/22	L	20-38	Carolina	60,104
09/29	L	10-27	Seattle	60,500
10/06	W	26-23	at Cincinnati	46,012
10/13	W	34-33	Atlanta	60,140
10/20	W	27-21	at N.Y. Giants	73,577
10/27	L	9-31	at New Orleans	73,064
10/31	L	25-28	San Francisco	60,986
11/10	L	27-30	at Tampa Bay	40,038
11/17	L	26-36	at San Francisco	69,419
12/01	L	7-34	L.A. Rams	60,944
12/08	L	17-23	Pittsburgh	63,880
12/15	W	38-24	Cleveland	63,345
12/22	W	27-13	at Seattle	69,022
12/29	L	24-31	at L.A. Rams	68,665

2019 TEAM STATISTICS

	ARI	OPP.
FIRST DOWNS	314	375
Rushing	109	94
Passing	176	243
Penalty	29	38
Third Down-Made/Att	71/197	100/214
Third Down Efficiency	36.0%	46.7%
Fourth Down-Made/Att	13/20	3/14
Fourth Down Efficiency	65.0%	21.4%
TOTAL NET YARDS	5,467	6,432
Avg. Per Game	341.7	402.0
Total Plays	1,000	1,080
Avg. Per Play	5.5	6.0
NET YARDS RUSHING	1,990	1,922
Avg. Per Game	124.4	120.1
Total Rushes	396	439
Avg. Per Rush	5.0	4.4
NET YARDS PASSING	3,477	4,510
Avg. Per Game	217.3	281.9
Sacked/Yards Lost	50/320	40/275
Gross Yards	3,797	4,785
Attempts/Completions	554/355	601/421
Pct. of Completion	64.1%	70.0%
Had Intercepted	12	7
PUNTS/AVERAGE	69/47.7	58/43.5
Net Punting Average	41.5	40.3
PUNT RETURN/AVG.	24/7.0	35/8.1
KICKOFF RETURN/AVG.	36/21.2	36/20.6
INTERCEPTION RETURN/AVG.	7/11.7	12/10.9
PENALTIES/YARDS	121/956	114/1041
FUMBLES/BALL LOST	9/6	23/10
TOUCHDOWNS	38	52
Rushing	18	9
Passing	20	38
Returns	0	5
EXTRA POINTS/ATTEMPTS	34/35	49/50
TWO POINT CONVERSION/ATT.	3/3	0/1
FIELD GOALS/ATTEMPTS	31/35	27/32
AVG. TIME OF POSSESSION	27:42	32:18

SCORE BY PERIODS	Q1	Q2	Q3	Q4	OT	PTS
TEAM	77	95	67	119	3	361
OPPONENTS	64	159	79	137	3	442

SCORING	TD	RU	PA	RT	K-PAT	FG	2PT	S	PTS
Z. Gonzalez	0	0	0	0	34/35	31/35	0	0	127
K. Drake	8	8	0	0	0/0	0/0	1	0	50
D. Johnson	6	2	4	0	0/0	0/0	0	0	36
C. Edmonds	5	4	1	0	0/0	0/0	0	0	30
L. Fitzgerald	4	0	4	0	0/0	0/0	0	0	24
K. Murray	4	4	0	0	0/0	0/0	0	0	24
C. Kirk	3	0	3	0	0/0	0/0	1	0	20
D. Arnold	2	0	2	0	0/0	0/0	0	0	12
K. Johnson	1	0	1	0	0/0	0/0	1	0	8
D. Byrd	1	0	1	0	0/0	0/0	0	0	6
C. Clay	1	0	1	0	0/0	0/0	0	0	6
P. Cooper	1	0	1	0	0/0	0/0	0	0	6
A. Isabella	1	0	1	0	0/0	0/0	0	0	6
M. Williams	1	0	1	0	0/0	0/0	0	0	6
TEAM	38	18	20	0	0/0	0/0	3	0	361
OPPONENTS	52	9	38	5	0/0	0/0	0	0	442

RUSHING	NO.	YDS	AVG	LONG	TD
K. Drake	123	643	5.2	80t	8
K. Murray	93	544	5.8	35	4
D. Johnson	94	345	3.7	18	2
C. Edmonds	60	303	5.1	37t	4
C. Kirk	10	93	9.3	28	0
B. Hundley	7	41	5.9	14	0
A. Isabella	4	15	3.8	6	0
A. Morris	1	4	4.0	4	0
K. Johnson	1	3	3.0	3	0
P. Cooper	1	2	2.0	2	0
Z. Zenner	2	-3	-1.5	0	0
TEAM	396	1,990	5.0	80t	18
OPPONENTS	439	1,922	4.4	76t	9

RECEIVING	NO.	YDS	AVG	LONG	TD
L. Fitzgerald	75	804	10.7	54	4
C. Kirk	68	709	10.4	69t	3
D. Johnson	36	370	10.3	31	4
D. Byrd	32	359	11.2	58	1
P. Cooper	25	243	9.7	28	1
C. Clay	18	237	13.2	47	1
M. Williams	15	202	13.5	28	1
A. Isabella	9	189	21.0	88t	1
K. Johnson	21	187	8.9	31	1
K. Drake	28	171	6.1	21	0
C. Edmonds	12	105	8.8	31	1
D. Arnold	6	102	17.0	37	2
T. Sherfield	4	80	20.0	38	0
M. Crabtree	4	22	5.5	9	0
Z. Zenner	1	13	13.0	13	0
D. Daniels	1	4	4.0	4	0
TEAM	355	3,797	10.7	88	20
OPPONENTS	421	4,785	11.4	57	38

INTERCEPTIONS	NO.	YDS	AVG	LONG	TD
J. Hicks	3	64	21.3	48	0
P. Peterson	2	0	0.0	0	0
J. Thompson	1	18	18.0	18	0
B. Murphy Jr.	1	0	0.0	0	0
TEAM	7	82	11.7	48	0
OPPONENTS	12	131	10.9	31	2

FUMBLES	FUM	LST	FF	REC	TD
K. Murray	5	2	0	3	0
K. Johnson	1	1	0	0	0
L. Fitzgerald	1	1	0	0	0
D. Johnson	1	1	0	0	0
D. Byrd	1	1	0	0	0
TEAM	9	6	0	3	0
OPPONENTS	23	10	0	5	0

PUNTING	NO.	YDS	AVG	NET	TB	IN	LG	B
A. Lee	61	2,913	47.8	41.2	4	21	64	1
R. Winslow	6	291	48.5	44.2	1	2	55	0
Z. Gonzalez	2	84	42.0	42.0	0	0	44	0
TEAM	69	3,288	47.7	41.5	5	23	64	1
OPPONENTS	58	2,523	43.5	40.3	1	24	69	0

PUNT RETURNS	RET	FC	YDS	AVG	LONG	TD
P. Cooper	17	14	129	7.6	29	0
C. Kirk	7	6	39	5.6	20	0
TEAM	24	20	168	7.0	29	0
OPPONENTS	35	16	284	8.1	85	1

KICKOFF RETURNS	NO.	YDS	AVG	LONG	TD
P. Cooper	25	561	22.4	39	0
A. Isabella	5	105	21.0	32	0
D. Byrd	4	59	14.8	23	0
D. Johnson	1	24	24.0	24	0
T. Sherfield	1	15	15.0	15	0
TEAM	36	764	21.2	39	0
OPPONENTS	36	743	20.6	52	0

FIELD GOALS	1-19	20-29	30-39	40-49	50+
Z. Gonzalez	0/0	12/12	12/13	5/8	2/2
TEAM	0/0	12/12	12/13	5/8	2/2
OPPONENTS	0/0	8/8	9/10	7/11	3/3

2-Pt Conv: C. Kirk 1, K. Johnson 1, K. Drake 1 TM 3-3 OPP 0-1

SACKS: C. Jones 19.0, T. Suggs 5.5, R. Gunter 3.0, C. Peters 2.5, C. Marsh Sr. 2.5, J. Bullard 1.5, J. Hicks 1.5, H. Reddick 1.0, T. Vallejo 1.0, B. Reed 1.0, P. Peterson 1.0, B. Baker 0.5, TM 40.0, OPP 48.0 FUM/LOST: K. Murray 5/2, D. Johnson 1/1, D. Byrd 1/1, K. Johnson 1/1, L. Fitzgerald 1/1, TM 9/6, OPP 23/10

PASSING	ATT	CMP	YDS	CMP%	YDS/ATT	TD	TD%	INT	INT%	LONG	SACK/	LOST	RATING
K. Murray	542	349	3,722	64.4	6.9	20	3.7	12	2.2	88t	48/	309	87.4
B. Hundley	11	5	49	45.5	4.5	0	0.0	0	0.0	28	2/	11	58.5
A. Lee	1	1	26	100.0	26.0	0	0.0	0	0.0	26	0/	0	118.8
TEAM	554	355	3,797	64.1	6.9	20	3.6	12	2.2	88t	50/	320	87.0
OPPONENTS	601	421	4,785	70.0	8.0	38	6.3	7	1.2	57	40/	275	109.9



DEFENSIVE STATISTICS (BASED ON COACHES FILM REVIEW)

POS.	PLAYER	SOLO	ASST.	TOTAL	TFL	SACKS/YDS.	QH	FR	FF	INT./YDS.	PD
S	B. Baker	111	45	156	7	0.5/4.0	2	1	1	0/0	6
LB	J. Hicks	110	46	156	11	1.5/11.5	7	1	2	3/64	6
LB	H. Reddick	52	30	82	6	1.0/0.0	4	1	0	0/0	6
CB	B. Murphy Jr.	66	12	78	3	0.0/0.0	0	0	0	1/0	10
S	J. Thompson	45	18	63	0	0.0/0.0	1	1	0	1/18	3
LB	J. Walker	37	24	61	5	0.0/0.0	1	0	1	0/0	0
LB	C. Jones	42	16	58	11	19.0/146.0	26	3	8	0/0	5
CB	P. Peterson	46	7	53	3	1.0/13.0	1	0	1	2/0	7
DL	C. Peters	28	19	47	6	2.5/17.5	6	0	0	0/0	0
LB	C. Marsh Sr.	28	15	43	7	2.5/11.0	5	0	0	0/0	0
CB	T. Brock Sr.	34	4	38	2	0.0/0.0	2	0	0	0/0	3
LB	T. Suggs	26	9	35	8	5.5/42.5	7	1	4	0/0	0
DL	R. Gunter	21	12	33	9	3.0/14.5	10	0	0	0/0	0
S	D. Swearinger Sr.	21	10	31	0	0.0/0.0	1	0	0	0/0	1
DL	J. Bullard	16	9	25	4	1.5/10.0	7	0	0	0/0	0
DL	Z. Kerr	15	7	22	1	0.0/0.0	2	0	0	0/0	1
S	D. Thompson	15	6	21	0	0.0/0.0	1	0	0	0/0	0
CB	C. Jones	14	4	18	0	0.0/0.0	0	0	0	0/0	6
CB	K. Peterson	12	4	16	0	0.0/0.0	0	0	0	0/0	2
DL	Z. Allen	7	1	8	1	0.0/0.0	3	0	0	0/0	0
DL	C. McDonald	5	3	8	0	0.0/0.0	1	0	0	0/0	0
LB	T. Vallejo	5	2	7	2	1.0/0.0	1	0	1	0/0	0
DL	M. Dogbe	4	1	5	1	0.0/0.0	1	0	0	0/0	0
S	C. Banjo	2	3	5	0	0.0/0.0	0	0	0	0/0	0
LB	B. Reed	3	1	4	1	1.0/5.0	1	0	0	0/0	0
DL	M. Brown	2	2	4	1	0.0/0.0	0	0	0	0/0	0
DL	C. Reid	2	2	4	1	0.0/0.0	1	0	0	0/0	0
LB	D. Gardeck	1	1	2	0	0.0/0.0	0	1	0	0/0	0
LB	K. Fitts	0	2	2	0	0.0/0.0	0	0	0	0/0	0
TE	D. Daniels	1	0	1	1	0.0/0.0	0	0	1	0/0	0
TOTALS		771	315	1086	91	40.0/275.0	91	9	19	7/82	56

POS.	PLAYER	TKLS.	ASST.	TOTAL
LB	Gardeck, Dennis	9	1	10
S	Banjo, Chris	6	1	7
WR	Sherfield, Trent	6	1	7
LB	Turner, Ezekiel	6	1	7
S	Washington, Charles	6	1	7
LB	Walker, Joe	5	2	7
RB	Edmonds, Chase	6	0	6
CB	Peterson, Kevin	3	3	6
TE	Williams, Maxx	2	3	5
CB	Jones, Chris	3	1	4
TE	Daniels, Darrell	2	2	4
RB	Foster, D.J.	2	2	4
WR	Isabella, Andy	3	0	3
LB	Reed, Brooks	2	1	3
WR	Cooper, Pharoh	2	0	2
LB	Fitts, Kylie	2	0	2
LS	Brewer, Aaron	1	1	2
P	Lee, Andy	1	0	1
DL	Peters, Corey	1	0	1
S	Thompson, Jalen	1	0	1
TOTALS		69	20	89

DEFENSIVE SCORES

INT (0)
FR (0)
Safety (0)

SPECIAL TEAMS BIG PLAYS

FR (2) (1:49) A.Lee punts 53 yards to DET 11, Center-A.Brewer. J.Agnew MUFFS catch, touched at DET 11, RECOVERED by ARZ-T.Sherfield at DET 8. Penalty on DET-J.Coleman, Illegal Block Above the Waist, declined. **vs. DET (09/08/19)**
(8:13) (Punt formation) Direct snap to J.Berry. J.Berry up the middle to PIT 32 for -8 yards (D.Daniels, D.Gardeck). FUMBLES (D.Daniels), RECOVERED by ARZ-D.Gardeck at PIT 32. **vs. PIT (12/08/19)**



2019 SEASON REVIEW

SEPTEMBER 8, 2019 CARDINALS VS. DETROIT LIONS T 27-27 (OT)

TOP TACKLERS		SACKS		INTS		FORCED FUMBLES		RECOVERED FUMBLES	
PLAYER	NO.	PLAYER	NO.	PLAYER	NO.	PLAYER	NO.	PLAYER	NO.
J. Hicks	14	T. Suggs	2.0			C. Jones	1	C. Jones	1
B. Baker	8	C. Jones	1.0			T. Suggs	1		
D. Swearinger Sr.	7								
H. Reddick	6								
B. Murphy Jr.	5								

SEPTEMBER 15, 2019 CARDINALS @ BALTIMORE RAVENS L 23-17

TOP TACKLERS		SACKS		INTS		FORCED FUMBLES		RECOVERED FUMBLES	
PLAYER	NO.	PLAYER	NO.	PLAYER	NO.	PLAYER	NO.	PLAYER	NO.
B. Baker	12	C. Marsh Sr.	1.0			B. Baker	1		
J. Hicks	12	C. Peters	1.0						
D. Swearinger Sr.	10								
H. Reddick	9								
B. Murphy Jr.	7								

SEPTEMBER 22, 2019 CARDINALS VS. CAROLINA PANTHERS L 38-20

TOP TACKLERS		SACKS		INTS		FORCED FUMBLES		RECOVERED FUMBLES	
PLAYER	NO.	PLAYER	NO.	PLAYER	NO.	PLAYER	NO.	PLAYER	NO.
J. Hicks	11	C. Jones	2.0			C. Jones	2	C. Jones	1
H. Reddick	11								
B. Baker	6								
D. Swearinger Sr.	6								
C. Jones	5								

SEPTEMBER 29, 2019 CARDINALS VS. SEATTLE SEAHAWKS L 27-10

TOP TACKLERS		SACKS		INTS		FORCED FUMBLES		RECOVERED FUMBLES	
PLAYER	NO.	PLAYER	NO.	PLAYER	NO.	PLAYER	NO.	PLAYER	NO.
J. Hicks	12	T. Suggs	1.5			J. Hicks	2		
H. Reddick	10	J. Bullard	1.0			T. Suggs	1		
D. Swearinger Sr.	8	H. Reddick	1.0						
B. Baker	7	J. Hicks	0.5						
T. Suggs	6								

OCTOBER 6, 2019 CARDINALS @ CINCINNATI BENGALS W 26-23

TOP TACKLERS		SACKS		INTS		FORCED FUMBLES		RECOVERED FUMBLES	
PLAYER	NO.	PLAYER	NO.	PLAYER	NO.	PLAYER	NO.	PLAYER	NO.
B. Murphy Jr.	9	C. Jones	1.0						
J. Bullard	8								
J. Hicks	8								
J. Thompson	8								
H. Reddick	6								

OCTOBER 13, 2019 CARDINALS VS. ATLANTA FALCONS W 34-33

TOP TACKLERS		SACKS		INTS		FORCED FUMBLES		RECOVERED FUMBLES	
PLAYER	NO.	PLAYER	NO.	PLAYER	NO.	PLAYER	NO.	PLAYER	NO.
J. Hicks	9	R. Gunter	0.5			T. Suggs	1		
H. Reddick	9	C. Jones	0.5						
B. Baker	8	C. Peters	0.5						
B. Murphy Jr.	6	T. Suggs	0.5						
C. Peters	5								



OCTOBER 20, 2019
CARDINALS @ NEW YORK GIANTS
W 27-21

TOP TACKLERS		SACKS		INTS		FORCED FUMBLES		RECOVERED FUMBLES	
PLAYER	NO.	PLAYER	NO.	PLAYER	NO.	PLAYER	NO.	PLAYER	NO.
B. Baker	9	C. Jones	4.0	J. Hicks	1	C. Jones	1	C. Jones	1
J. Hicks	8	C. Peters	1.0			P. Peterson	1	H. Reddick	1
P. Peterson	7	P. Peterson	1.0			T. Suggs	1		
C. Jones	5	B. Reed	1.0						
B. Murphy Jr.	5	T. Suggs	1.0						

OCTOBER 27, 2019
CARDINALS @ NEW ORLEANS SAINTS
L 31-9

TOP TACKLERS		SACKS		INTS		FORCED FUMBLES		RECOVERED FUMBLES	
PLAYER	NO.	PLAYER	NO.	PLAYER	NO.	PLAYER	NO.	PLAYER	NO.
B. Baker	14			P. Peterson	1				
J. Hicks	10								
J. Thompson	7								
B. Murphy Jr.	6								
P. Peterson	6								

OCTOBER 31, 2019
CARDINALS VS. SAN FRANCISCO 49ERS
L 28-25

TOP TACKLERS		SACKS		INTS		FORCED FUMBLES		RECOVERED FUMBLES	
PLAYER	NO.	PLAYER	NO.	PLAYER	NO.	PLAYER	NO.	PLAYER	NO.
B. Baker	13	C. Jones	1.0						
J. Hicks	11								
J. Walker	9								
R. Gunter	4								
T. Suggs	4								

NOVEMBER 10, 2019
CARDINALS @ TAMPA BAY BUCCANEERS
L 30-27

TOP TACKLERS		SACKS		INTS		FORCED FUMBLES		RECOVERED FUMBLES	
PLAYER	NO.	PLAYER	NO.	PLAYER	NO.	PLAYER	NO.	PLAYER	NO.
B. Baker	11	C. Jones	2.0	J. Hicks	1	C. Jones	1	B. Baker	1
J. Hicks	10	R. Gunter	1.5	B. Murphy Jr.	1				
H. Reddick	8	T. Suggs	0.5						
J. Thompson	7								
T. Suggs	6								

NOVEMBER 17, 2019
CARDINALS @ SAN FRANCISCO 49ERS
L 36-26

TOP TACKLERS		SACKS		INTS		FORCED FUMBLES		RECOVERED FUMBLES	
PLAYER	NO.	PLAYER	NO.	PLAYER	NO.	PLAYER	NO.	PLAYER	NO.
B. Baker	14	J. Hicks	1.0	J. Hicks	1				
J. Hicks	10	C. Jones	1.0	J. Thompson	1				
J. Thompson	6								
B. Murphy Jr.	5								
J. Walker	5								

DECEMBER 1, 2019
CARDINALS VS. LOS ANGELES RAMS
L 34-7

TOP TACKLERS		SACKS		INTS		FORCED FUMBLES		RECOVERED FUMBLES	
PLAYER	NO.	PLAYER	NO.	PLAYER	NO.	PLAYER	NO.	PLAYER	NO.
B. Baker	12	J. Bullard	0.5						
T. Brock Sr.	8	C. Jones	0.5						
P. Peterson	8								
J. Thompson	8								
J. Hicks	6								



2019 SEASON REVIEW

DECEMBER 8, 2019 CARDINALS VS. PITTSBURGH STEELERS L 23-17

TOP TACKLERS		SACKS		INTS		FORCED FUMBLES		RECOVERED FUMBLES	
PLAYER	NO.	PLAYER	NO.	PLAYER	NO.	PLAYER	NO.	PLAYER	NO.
B. Baker	9	R. Gunter	1.0			D. Daniels	1	D. Gardeck	1
J. Walker	7	C. Jones	1.0			C. Jones	1	T. Suggs	1
J. Hicks	6	T. Vallejo	1.0			T. Vallejo	1		
C. Jones	5								
P. Peterson	5								

DECEMBER 15, 2019 CARDINALS VS. CLEVELAND BROWNS W 38-24

TOP TACKLERS		SACKS		INTS		FORCED FUMBLES		RECOVERED FUMBLES	
PLAYER	NO.	PLAYER	NO.	PLAYER	NO.	PLAYER	NO.	PLAYER	NO.
J. Hicks	10	C. Jones	1.0	P. Peterson	1	J. Walker	1	J. Thompson	1
J. Walker	8								
B. Baker	7								
P. Peterson	7								
C. Jones	6								

DECEMBER 22, 2019 CARDINALS @ SEATTLE SEAHAWKS W 27-13

TOP TACKLERS		SACKS		INTS		FORCED FUMBLES		RECOVERED FUMBLES	
PLAYER	NO.	PLAYER	NO.	PLAYER	NO.	PLAYER	NO.	PLAYER	NO.
B. Baker	9	C. Jones	4.0			C. Jones	2	J. Hicks	1
J. Hicks	6	C. Marsh Sr.	1.0						
C. Jones	6								
J. Walker	5								
H. Reddick	4								

DECEMBER 29, 2019 CARDINALS @ LOS ANGELES RAMS L 31-24

TOP TACKLERS		SACKS		INTS		FORCED FUMBLES		RECOVERED FUMBLES	
PLAYER	NO.	PLAYER	NO.	PLAYER	NO.	PLAYER	NO.	PLAYER	NO.
B. Baker	13	B. Baker	0.5						
J. Hicks	13	C. Marsh Sr.	0.5						
J. Walker	11								
B. Murphy Jr.	7								
P. Peterson	7								



2019 REGULAR SEASON CARDINALS GAME-BY-GAME STARTERS

OFFENSE										
DATE	OPPONENT	WR	LT	LG	C	RG	RT	TE	QB	RB
9/8	Detroit	L. Fitzgerald/ C. Kirk/ D. Byrd/ K. Johnson	D. Humphries	J. Pugh	A. Shipley	J. Sweezy	J. Murray	--	K. Murray	D. Johnson
9/15	at Baltimore	L. Fitzgerald/ M. Crabtree/ C. Kirk/ D. Byrd	D. Humphries	J. Pugh	A. Shipley	J. Sweezy	J. Murray	--	K. Murray	D. Johnson
9/22	Carolina	L. Fitzgerald/ C. Kirk/ D. Byrd	D. Humphries	J. Pugh	A. Shipley	J. Sweezy	J. Mills	C. Clay	K. Murray	D. Johnson
9/29	Seattle	L. Fitzgerald/ C. Kirk	D. Humphries	J. Pugh	A. Shipley	J. Sweezy	J. Mills	M. Williams	K. Murray	D. Johnson/ C. Edmonds
10/6	at Cincinnati	L. Fitzgerald/ K. Johnson	D. Humphries	J. Pugh	A. Shipley	J. Sweezy	J. Murray	C. Clay/ M. Williams	K. Murray	D. Johnson
10/13	Atlanta	L. Fitzgerald/ T. Sherfield/ P. Cooper/ K. Johnson	D. Humphries	J. Pugh	A. Shipley	J. Sweezy	J. Murray	--	K. Murray	D. Johnson
10/20	at N.Y. Giants	L. Fitzgerald/ A. Isabella	D. Humphries	J. Pugh	A. Shipley	J. Sweezy	J. Murray	C. Clay/ M. Williams	K. Murray	D. Johnson
10/27	at New Orleans	L. Fitzgerald/ C. Kirk	D. Humphries	J. Pugh	A. Shipley	J. Sweezy	J. Murray	C. Clay/ M. Williams	K. Murray	C. Edmonds
10/31	San Francisco	L. Fitzgerald/ C. Kirk	D. Humphries	M. Cole	A. Shipley	J. Sweezy	J. Pugh	C. Clay/ M. Williams	K. Murray	K. Drake
11/10	at Tampa Bay	L. Fitzgerald/ C. Kirk/ K. Johnson	D. Humphries	M. Cole	A. Shipley	J. Sweezy	J. Pugh	--	K. Murray	D. Johnson/ K. Drake
11/17	at San Francisco	L. Fitzgerald/ C. Kirk	D. Humphries	J. Pugh	A. Shipley	J. Sweezy	J. Murray	C. Clay/ M. Williams	K. Murray	K. Drake
12/1	L.A. Rams	L. Fitzgerald/ C. Kirk	D. Humphries	J. Pugh	A. Shipley	J. Sweezy	J. Murray	C. Clay/ M. Williams	K. Murray	K. Drake
12/8	Pittsburgh	L. Fitzgerald/ C. Kirk	D. Humphries	J. Pugh	A. Shipley	J. Sweezy	J. Murray	C. Clay/ M. Williams	K. Murray	K. Drake
12/15	Cleveland	L. Fitzgerald/ C. Kirk	D. Humphries	J. Pugh	A. Shipley	J. Sweezy	J. Murray	C. Clay/ M. Williams	K. Murray	K. Drake
12/22	at Seattle	L. Fitzgerald/ C. Kirk	D. Humphries	J. Pugh	A. Shipley	J. Sweezy	J. Murray	C. Clay	K. Murray	K. Drake/ D. Johnson
12/29	at L.A. Rams	L. Fitzgerald/ C. Kirk	D. Humphries	J. Pugh	A. Shipley	J. Sweezy	J. Murray	M. Williams/ D. Arnold	K. Murray	K. Drake

DEFENSE										
DATE	OPPONENT	DE	NT	SAM	ILB	WILL	CB	SS	FS	DB
9/8	Detroit	R. Gunter/ Z. Allen	C. Peters	C. Jones	J. Hicks/ J. Walker	T. Suggs	B. Murphy Jr./ T. Brock Sr.	D. Swearing Sr.	B. Baker	--
9/15	at Baltimore	R. Gunter	C. Peters	C. Jones	J. Hicks/ H. Reddick	T. Suggs	B. Murphy Jr./ T. Brock Sr.	D. Swearing Sr.	B. Baker	D. Thompson
9/22	Carolina	R. Gunter	C. Peters	C. Jones	J. Hicks/ H. Reddick	T. Suggs	B. Murphy Jr./ T. Brock Sr.	D. Swearing Sr.	B. Baker	C. Jones
9/29	Seattle	R. Gunter/ J. Bullard	C. Peters	C. Jones	J. Hicks/ H. Reddick	T. Suggs	B. Murphy Jr./ T. Brock Sr.	D. Swearing Sr.	B. Baker	--
10/6	at Cincinnati	R. Gunter/ J. Bullard	C. Peters	C. Jones	J. Hicks/ H. Reddick	T. Suggs	B. Murphy Jr./ T. Brock Sr.	J. Thompson	B. Baker	--
10/13	Atlanta	R. Gunter	C. Peters	C. Jones	J. Hicks/ H. Reddick	T. Suggs	B. Murphy Jr./ T. Brock Sr.	D. Thompson	B. Baker	K. Peterson
10/20	at N.Y. Giants	R. Gunter/ J. Bullard	C. Peters	C. Jones	J. Hicks/ J. Walker	T. Suggs	P. Peterson/ B. Murphy Jr.	B. Baker	J. Thompson	--
10/27	at New Orleans	R. Gunter/ J. Bullard	C. Peters	C. Jones	J. Hicks/ J. Walker	T. Suggs	P. Peterson/ B. Murphy Jr.	J. Thompson	B. Baker	--
10/31	San Francisco	R. Gunter/ J. Bullard	C. Peters	C. Jones	J. Hicks/ J. Walker	T. Suggs	P. Peterson/ B. Murphy Jr.	J. Thompson	B. Baker	--
11/10	at Tampa Bay	R. Gunter/ J. Bullard	C. Peters	C. Jones	J. Hicks/ J. Walker	T. Suggs	P. Peterson/ B. Murphy Jr.	J. Thompson	B. Baker	--
11/17	at San Francisco	R. Gunter/ Z. Kerr	C. Peters	C. Jones	J. Hicks/ J. Walker	T. Suggs	P. Peterson/ B. Murphy Jr.	J. Thompson	B. Baker	--
12/1	L.A. Rams	R. Gunter	C. Peters	C. Jones	J. Hicks/ J. Walker	T. Suggs	P. Peterson/ B. Murphy Jr.	J. Thompson	B. Baker	T. Brock Sr.
12/8	Pittsburgh	R. Gunter/ Z. Kerr	C. Peters	C. Jones	J. Hicks/ J. Walker	T. Suggs	P. Peterson/ B. Murphy Jr./ K. Peterson	--	B. Baker	--
12/15	Cleveland	C. Reid	C. Peters	C. Jones	J. Hicks/ J. Walker	C. Marsh Sr.	P. Peterson/ B. Murphy Jr./ K. Peterson	J. Thompson	B. Baker	--
12/22	at Seattle	Z. Kerr/ C. Reid	C. Peters	C. Jones	J. Hicks/ J. Walker	C. Marsh Sr.	P. Peterson/ B. Murphy Jr.	--	B. Baker	C. Jones
12/29	at L.A. Rams	C. Reid	C. Peters	C. Jones	J. Hicks/ J. Walker	C. Marsh Sr.	P. Peterson/ B. Murphy Jr.	J. Thompson	B. Baker	C. Jones



2019 SEASON REVIEW


2019 REGULAR SEASON CARDINALS GAME-BY-GAME OFFENSE


	09/08 vs. DET	09/15 @ BAL	09/22 vs. CAR	09/29 vs. SEA	10/06 @ CIN	10/13 vs. ATL	10/20 @ NYG	10/27 @ NO	10/31 vs. SF	11/10 @ TB	11/17 @ SF	12/01 vs. LAR	12/08 vs. PIT	12/15 vs. CLE	12/22 @ SEA	12/29 @ LAR	Totals
FIRST DOWNS																	
Total	21	15	21	20	26	24	18	10	19	20	21	13	17	26	21	22	314
Rushing	3	2	10	6	11	6	8	2	10	4	9	2	5	14	12	5	109
Passing	16	12	9	12	13	16	8	8	7	14	9	9	11	11	8	13	176
Penalty	2	1	2	2	2	2	2	0	2	2	3	2	1	1	1	4	29
THIRD DOWNS																	
Attempts	22	11	17	9	13	13	15	12	8	10	10	13	11	8	15	10	197
Converted	9	2	9	3	6	7	7	2	2	1	3	2	4	4	5	5	71
Percentage	40.9%	18.2%	52.9%	33.3%	46.2%	53.8%	46.7%	16.7%	25.0%	10.0%	30.0%	15.4%	36.4%	50.0%	33.3%	50.0%	36.0%
FOURTH DOWNS																	
Attempts	0	1	1	0	1	1	1	2	0	3	1	4	3	1	1	0	20
Converted	0	1	1	0	1	1	1	0	0	2	1	2	1	1	1	0	13
Percentage	0	100.0%	100.0%	0	100.0%	100.0%	100.0%	0.0%	0	66.7%	100.0%	50.0%	33.3%	100.0%	100.0%	0	65.0%
TOT. OFFENSE																	
Net Yards	387	349	248	321	514	442	245	237	357	417	266	198	236	445	412	393	5,467
Plays	82	54	73	59	71	66	61	49	50	65	62	61	57	60	69	61	1,000
Avg./Play	4.7	6.5	3.4	5.4	7.2	6.7	4.0	4.8	7.1	6.4	4.3	3.2	4.1	7.4	6.0	6.4	5.5
RUSHING																	
Net Yards	112	20	121	115	266	102	156	40	153	75	135	74	71	226	253	71	1,990
Rush. Att.	23	11	22	23	38	29	38	11	23	18	25	21	22	35	40	17	396
Avg./Att.	4.9	1.8	5.5	5.0	7.0	3.5	4.1	3.6	6.7	4.2	5.4	3.5	3.2	6.5	6.3	4.2	5.0
PASSING																	
Net Yards	275	329	127	206	248	340	89	197	204	342	131	124	165	219	159	322	3,477
Attempts	54	40	43	32	32	37	21	34	24	45	33	34	30	25	27	43	554
Completions	29	25	30	22	20	27	14	19	17	28	24	19	20	19	15	27	355
Intercepted	1	0	2	1	0	0	0	0	0	1	0	1	3	1	0	2	12
Gross Yards	308	349	173	241	253	340	104	220	241	350	150	163	194	219	167	325	3,797
Sacked	5.0	3.0	8.0	4.0	1.0	0.0	2.0	4.0	3.0	2.0	4.0	6.0	5.0	0.0	2.0	1.0	50.0
Yards Lost	33	20	46	35	5	0	15	23	37	8	19	39	29	0	8	3	320
ADVANCES																	
Rushes	23	11	22	23	38	29	38	11	23	18	25	21	22	35	40	17	396
Completions	29	25	30	22	20	27	14	19	17	28	24	19	20	19	15	27	355
Totals	52	36	52	45	58	56	52	30	40	46	49	40	42	54	55	44	751
Total Drives	16	10	11	10	10	10	12	10	9	13	11	12	9	10	13	12	178
PENALTIES																	
Number	7	8	7	7	12	8	10	5	9	11	10	2	7	5	5	8	121
Yards	35	70	52	44	96	57	85	35	65	87	104	7	75	34	47	63	956
FUMBLES																	
Number	0	1	0	0	0	0	0	1	0	1	2	0	1	0	0	3	9
Lost	0	0	0	0	0	0	0	0	0	1	2	0	0	0	0	3	6
PUNTING																	
Net Yards	380	267	212	141	150	156	169	238	253	158	202	311	164	79	257	151	3,288
Punts	8	5	5	3	3	3	5	5	5	3	4	7	3	2	6	3	70
Net Avg.	45.3	44.4	42.4	48.0	40.3	46.3	22.0	44.2	41.6	49.7	43.5	43.6	26.0	35.0	39.0	44.3	42.5
Gross Avg.	47.5	53.4	42.4	47.0	50.0	52.0	33.8	47.6	50.6	52.7	50.5	44.4	54.7	39.5	42.8	50.3	47.0
SCORING																	
Points	27	17	20	10	26	34	27	9	25	27	26	7	17	38	27	24	361
Q1	0	3	7	0	7	3	14	3	7	3	9	0	0	7	7	7	77
Q2	3	3	3	3	6	17	3	3	0	10	7	0	10	14	10	3	95
Q3	3	3	10	0	0	7	7	3	7	7	3	0	0	7	3	7	67
Q4	18	8	0	7	13	7	3	0	11	7	7	7	7	10	7	7	119
OT	3	0	0	0	0	0	0	0	0	0	0	0	0	0	0	0	3
TD Rushing	0	1	0	1	2	1	3	0	1	0	1	1	0	4	2	1	18
TD Passing	2	0	2	0	0	3	0	0	2	3	2	0	2	1	1	2	20
TD KO Returns	0	0	0	0	0	0	0	0	0	0	0	0	0	0	0	0	0
TD Punt Returns	0	0	0	0	0	0	0	0	0	0	0	0	0	0	0	0	0
TD Sp. Teams	0	0	0	0	0	0	0	0	0	0	0	0	0	0	0	0	0
TD Def. Returns	0	0	0	0	0	0	0	0	0	0	0	0	0	0	0	0	0
FG Attempts	4	3	2	3	5	2	2	3	1	2	2	0	1	1	3	1	35
FG Made	4	3	2	1	4	2	2	3	1	2	2	0	1	1	2	1	31
Safety	0	0	0	0	0	0	0	0	0	0	0	0	0	0	0	0	0
2-Pt Attempts	1	1	0	0	0	0	0	0	1	0	0	0	0	0	0	0	3
2-Pt Made	1	1	0	0	0	0	0	0	1	0	0	0	0	0	0	0	3
Time of Possession	30:37	22:22	31:44	26:36	31:03	27:13	29:59	22:01	25:29	23:57	31:23	25:23	28:06	29:11	34:53	23:02	442:59



2019 REGULAR SEASON CARDINALS GAME-BY-GAME DEFENSE



	09/08	09/15	09/22	09/29	10/06	10/13	10/20	10/27	10/31	11/10	11/17	12/01	12/08	12/15	12/22	12/29	Totals
	vs.	@	vs.	vs.	@	vs.	@	@	vs.	@	@	vs.	vs.	vs.	@	@	
	DET	BAL	CAR	SEA	CIN	ATL	NYG	NO	SF	TB	SF	LAR	PIT	CLE	SEA	LAR	
FIRST DOWNS																	
Total	23	26	21	21	21	31	21	28	21	26	26	27	20	25	13	25	375
Rushing	5	9	4	9	6	7	5	8	5	7	1	6	6	8	4	4	94
Passing	17	16	14	10	12	20	14	20	15	15	20	20	10	15	8	17	243
Penalty	1	1	3	2	3	4	2	0	1	4	5	1	4	2	1	4	38
THIRD DOWNS																	
Attempts	18	14	10	10	12	11	12	12	17	15	13	15	11	14	12	18	214
Converted	6	7	4	4	5	6	4	7	11	7	6	8	4	9	1	11	100
Percentage	33.3%	50.0%	40.0%	40.0%	41.7%	54.5%	33.3%	58.3%	64.7%	46.7%	46.2%	53.3%	36.4%	64.3%	8.3%	61.1%	46.7%
FOURTH DOWNS																	
Attempts	1	1	0	0	1	0	3	0	1	0	2	1	1	1	1	1	14
Converted	0	0	0	0	0	0	1	0	1	0	0	0	0	1	0	0	3
Percentage	0.0%	0.0%	0	0	0.0%	0	33.3%	0	100.0%	0	0.0%	0.0%	0.0%	100.0%	0.0%	0.0%	21.4%
TOT. OFFENSE																	
Net Yards	477	440	413	340	370	444	263	510	411	457	442	549	275	393	224	424	6,432
Plays	80	72	59	59	62	63	65	72	69	78	66	76	57	67	56	79	1,080
Avg./Play	6.0	6.1	7.0	5.8	6.0	7.0	4.0	7.1	6.0	5.9	6.7	7.2	4.8	5.9	4.0	5.4	6.0
RUSHING																	
Net Yards	116	182	173	115	108	103	107	137	101	118	34	132	140	152	91	113	1,922
Rush. Att.	32	33	31	27	23	25	22	29	31	26	19	30	35	23	20	33	439
Avg./Att.	3.6	5.5	5.6	4.3	4.7	4.1	4.9	4.7	3.3	4.5	1.8	4.4	4.0	6.6	4.6	3.4	4.4
PASSING																	
Net Yards	361	258	240	225	262	341	156	373	310	339	408	417	135	241	133	311	4,510
Attempts	45	37	26	28	38	36	35	43	37	48	45	45	19	43	31	45	601
Completions	27	24	19	22	27	30	22	34	28	30	34	33	16	30	16	29	421
Intercepted	0	0	0	0	0	0	1	1	0	2	2	0	0	1	0	0	7
Gross Yards	385	272	261	240	262	356	223	373	317	358	424	427	152	247	169	319	4,785
Sacked	3.0	2.0	2.0	4.0	1.0	2.0	8.0	0.0	1.0	4.0	2.0	1.0	3.0	1.0	5.0	1.0	40.0
Yards Lost	24	14	21	15	0	15	67	0	7	19	16	10	17	6	36	8	275
ADVANCES																	
Rushes	32	33	31	27	23	25	22	29	31	26	19	30	35	23	20	33	439
Completions	27	24	19	22	27	30	22	34	28	30	34	33	16	30	16	29	421
Totals	59	57	50	49	50	55	44	63	59	56	53	63	51	53	36	62	860
Total Drives	15	10	12	8	9	10	10	12	10	12	11	11	9	10	13	12	174
PENALTIES																	
Number	9	10	3	7	7	8	6	2	8	9	10	8	4	6	7	10	114
Yards	59	62	35	65	60	72	75	15	75	94	127	81	20	55	55	91	1,041
FUMBLES																	
Number	3	2	2	3	1	1	3	0	0	2	0	0	3	1	2	0	23
Lost	2	0	1	0	0	0	2	0	0	1	0	0	2	1	1	0	10
PUNTING																	
Net Yards	314	129	145	171	147	130	112	88	231	142	101	165	96	83	313	156	2,523
Punts	8	3	3	4	3	3	3	2	5	3	2	4	2	2	7	4	58
Net Avg.	37.0	43.0	41.7	42.5	41.0	42.3	36.3	40.0	42.8	46.7	50.5	40.0	33.5	42.5	39.0	34.0	38.3
Gross Avg.	39.3	43.0	48.3	42.8	49.0	43.3	37.3	44.0	46.2	47.3	50.5	41.3	48.0	41.5	44.7	39.0	43.5
SCORING																	
Points	27	23	38	27	23	33	21	31	28	30	36	34	23	24	13	31	442
Q1	0	7	0	10	3	7	0	0	7	7	0	3	10	0	7	3	64
Q2	17	10	14	10	3	3	14	10	14	10	10	17	3	10	0	14	159
Q3	0	0	14	0	3	10	0	7	7	3	7	14	7	7	0	0	79
Q4	7	6	10	7	14	13	7	14	0	10	19	0	3	7	6	14	137
OT	3	0	0	0	0	0	0	0	0	0	0	0	0	0	0	0	3
TD Rushing	0	0	1	1	0	0	1	1	0	2	0	1	0	1	0	1	9
TD Passing	3	2	4	1	2	4	1	3	4	1	4	2	1	2	1	3	38
TD KO Returns	0	0	0	0	0	0	0	0	0	0	0	0	0	0	0	0	0
TD Punt Returns	0	0	0	0	0	0	0	0	0	0	0	0	1	0	0	0	1
TD Sp. Teams	0	0	0	0	0	0	1	0	0	0	0	0	0	0	0	0	1
TD Def. Returns	0	0	0	1	0	0	0	0	0	0	1	1	0	0	0	0	3
FG Attempts	2	3	1	2	3	2	1	2	0	3	1	3	3	2	2	2	32
FG Made	2	3	1	2	3	2	0	1	0	3	1	2	3	1	2	1	27
Safety	0	0	0	0	0	0	0	0	0	0	0	0	0	0	0	0	0
2-Pt Attempts	0	0	0	0	0	0	0	0	0	0	1	0	0	0	0	0	1
2-Pt Made	0	0	0	0	0	0	0	0	0	0	0	0	0	0	0	0	0
Time of Possession	39:23	37:38	28:16	33:24	28:57	32:47	30:01	37:59	34:31	36:03	28:37	34:37	31:54	30:49	25:07	36:58	527:01







WEEK 1

Detroit Lions 27, Arizona Cardinals 27

60,687  State Farm Stadium  Sep 8, 2019





Recap
 For the 1st 3 quarters of Arizona's regular season opener, the visiting Lions were spoiling the debut of new head coach Kliff Kingsbury and rookie QB Kyler Murray. Early in the 4th quarter, Detroit went up 18 and to that point had held AZ to just 2 FGs. But down 24-6, Murray shrugged off a challenging start and led the Cards to 21 consecutive points. He threw one TD pass with 5:51 remaining to cut it to 8 and then with :43 left completed a TD pass and two-point conversion to force overtime. After each team notched a FG on their opening possession of OT, the game would end in a rare week 1 tie. In the 4th quarter and OT, Murray was 20-29 passing for 238 yards with 2 TDs & no INTs (116.7 rating). The game's leading receiver was the ageless Larry Fitzgerald (8-113, TD) who also set the franchise record for career games played (235).

Early on Detroit DB Tracy Walker picked off a Murray pass along the sideline midway thru the 1st, setting the Lions up at the AZ24. But on the next snap, LB Chandler Jones sacked QB Matthew Stafford forcing a fumble that Jones recovered himself. The next Lions drive reached the AZ37 and Matt Prater's 55-yard FG made it 3-0. Two plays into the ensuing DET possession, Stafford found WR Danny Amendola open down the right sideline for a 47-yard TD and a 10-0 lead. That lead increased to 17-0 on the next Lions series when Stafford capped a 9-play, 95-yard drive with a 9-yard pass to WR Kenny Golladay. AZ created a spark 2 minutes later when DET's Jamal Agnew muffed a punt and Trent Sherfield recovered at the DET8 with 1:40 before intermission. David Johnson's 7-yard run took it to the 1, but the Cards couldn't punch it in on either of the next 2 plays and Zane Gonzalez's 20-yard FG made it 17-3 at the half.

The 3rd quarter's only points came on a 42-yard Gonzalez FG but early in the 4th, Stafford hit rookie TE T.J. Hockenson with a 23-yard TD pass in the back of the end zone that made it 24-6. Three plays later the Cards faced a 3rd-n-14 at their own 22 when Fitzgerald hauled in a 41-yarder to the DET 37 that set-up another Gonzalez FG. With 5:57 left, Murray ended a 7-play, 70-yard drive with a 27-yard TD pass to David Johnson down the middle that made it an 8-point game (24-17). DET then advanced to its own 49 but AZ forced a punt that LB Dennis Gardeck tipped, setting the Cards up at their own 40. With under a minute to play, they reached the DET4 when Fitzgerald hauled in a TD pass and Christian Kirk tied the game with his catch on the 2-point conversion. AZ won the coin toss in OT and on the 2nd play of it Murray & Fitzgerald connected on a 45-yard pass to the DET23. The Cards would reach the 8 but no further and went up 3' on a 28-yard Gonzalez FG. The Lions responded by advancing to the AZ 15 where Prater's 33-yarder made it 27-27. Each team would get the ball once more. AZ advanced to the DET46 but punted on 4th-n-7 with 1:10 to go. The decision nearly paid off on a 3rd-n-9 at the DET15 with :11' left when Stafford was nearly picked by Tramaine Brock but the veteran DB could not hold on.

Scoring Drives

TEAM	QTR	TIME	SCORING PLAY	DET	ARI
Lions	2	14:07	M.Prater 55 yd. Field Goal (10-43, 5:38)	4	0
Lions	2	12:23	D.Amendola 47 yd. pass from M.Stafford (M.Prater kick) (2-51, 0:47)	10	0
Lions	2	03:38	K.Golladay 9 yd. pass from M.Stafford (M.Prater kick) (9-95, 6:09)	17	0
Cardinals	2	01:19	Z.Gonzalez 20 yd. Field Goal (4-6, 0:21)	17	3
Cardinals	3	04:38	Z.Gonzalez 42 yd. Field Goal (8-42, 2:34)	18	6
Lions	4	14:47	T.Hockenson 23 yd. pass from M.Stafford (M.Prater kick) (10-82, 4:51)	24	6
Cardinals	4	11:09	Z.Gonzalez 34 yd. Field Goal (10-58, 3:38)	24	10
Cardinals	4	05:57	D.Johnson 27 yd. pass from K.Murray (Z.Gonzalez kick) (7-70, 2:55)	24	16
Cardinals	4	00:43	L.Fitzgerald 4 yd. pass from K.Murray (K.Murray-C.Kirk pass) (9-60, 1:48)	24	24
Cardinals	5	07:17	Z.Gonzalez 28 yd. Field Goal (7-65, 2:43)	24	27
Lions	5	03:48	M.Prater 33 yd. Field Goal (8-60, 3:29)	27	27

Detroit Lions										Arizona Cardinals									
PASSING	ATT	CP	YDS	SK/YD	TD	LG	INT	Rtg		PASSING	ATT	CP	YDS	SK/YD	TD	LG	INT	Rtg	
Matthew Stafford	45	27	385	3/24	3	47	0	110.0		Kyler Murray	54	29	308	5/33	2	45	1	75.2	
TOTAL	45	27	385	3/24	3	47	0	110.0		TOTAL	54	29	308	5/33	2	45	1	75.2	
RUSHING	ATT	YDS	AVG	LG	TD					RUSHING	ATT	YDS	AVG	LG	TD				
Kerryon Johnson	16	49	3.1	9	0					David Johnson	18	82	4.6	18	0				
C.J. Anderson	11	35	3.2	9	0					Kyler Murray	3	13	4.3	9	0				
Matthew Stafford	3	22	7.3	12	0					Christian Kirk	1	12	12.0	12	0				
Ty Johnson	1	6	6.0	6	0					Chase Edmonds	1	5	5.0	5	0				
Marvin Jones Jr.	1	4	4.0	4	0					TOTAL	23	112	4.9	18	0				
TOTAL	32	116	3.6	12	0														
RECEIVING	NO	YDS	AVG	LG	TD					RECEIVING	NO	YDS	AVG	LG	TD				
Danny Amendola	7	104	14.9	47t	1					Larry Fitzgerald	8	113	14.1	45	1				
T.J. Hockenson	6	131	21.8	39	1					David Johnson	6	55	9.2	27t	1				
Kenny Golladay	4	42	10.5	13	1					KeeSean Johnson	5	46	9.2	15	0				
Marvin Jones Jr.	4	56	14.0	23	0					Christian Kirk	4	32	8.0	10	0				
J.D. McKissic	2	24	12.0	12	0					Damiere Byrd	4	42	10.5	19	0				
Kerryon Johnson	2	13	6.5	7	0					Charles Clay	1	5	5.0	5	0				
Jesse James	1	15	15.0	15	0					Maxx Williams	1	15	15.0	15	0				
Nick Bawden	1	0	0.0	0	0					TOTAL	29	308	10.6	45	2				
TOTAL	27	385	14.3	47	3														
TOP DEFENSE	TOT	SOLO	AST	SCK	YDS	INT				TOP DEFENSE	TOT	SOLO	AST	SCK	YDS	INT			
Tracy Walker	9	9	0	0.0	0.0	1				Jordan Hicks	14	7	7	0.0	0.0	0			
Rashaan Melvin	8	8	0	0.0	0.0	0				Budda Baker	8	7	1	0.0	0.0	0			
Christian Jones	5	5	0	1.0	3.0	0				D.J. Swearingin Sr.	7	3	4	0.0	0.0	0			
FIELD GOALS	FGA/FGM	PERCENT	RESULTS							FIELD GOALS	FGA/FGM	PERCENT	RESULTS						
Matt Prater	2-2	100.0	(55, 33)							Zane Gonzalez	4-4	100.0	(20, 42, 34, 28)						
TOTAL	2-2	100.0								TOTAL	4-4	100.0							

Team Statistics

First Downs	
Total Net Yards	
Rushes/Net Yards	
Net Passing	
Pass Attempts/Completions	
Had Intercepted	
Sacked/Yards Lost	
Punts/Average	
Penalties/Yards	
Fumbles/Lost	
Possession Time	

Lions Cardinals

23	21
477	387
32/116	23/112
361	275
45/27	54/29
0	1
3/24	5/33
8/39.3	8/47.5
9/59	7/35
3/2	0/0
39:23	30:37



17

WEEK 2

Arizona Cardinals 17, Baltimore Ravens 23

70,126 ■ M&T Bank Stadium ■ Sep 15, 2019



23

Arizona Cardinals	3	3	3	8	—	17
Baltimore Ravens	7	10	0	6	—	23

Recap

In week 2 at Baltimore, the Cardinals faced a Ravens team that scored 59 points and 8 touchdowns in its season opening win at Miami 7 days earlier. It was also a showdown of young, dynamic QBs pitting AZ's rookie Tyler Murray vs. BAL's 2nd-year player Lamar Jackson. Neither disappointed. Jackson threw for 272 yards and a pair of touchdowns while adding another 120 yards on the ground. Murray completed 25 of 40 passes for 349 yards and joined Cam Newton as the only players in NFL history to eclipse 300 passing yards in their 1st two career games. Early in the 4th quarter, Murray led a 79-yard TD drive that pulled the Cards to within 3 points. After a Ravens FG on the ensuing drive made it a 6-point game, AZ got it back twice more with the chance to score a go-ahead TD but was not able. WR Christian Kirk finished with his 1st career 100-yard day and led all receivers with 114 yards on 6 catches. Fellow wideout Larry Fitzgerald topped the century mark for the 2nd straight week and finished with 5 receptions for 104 yards. The loss dropped the Cards to 0-1-1 while the Ravens improved to 2-0.

Baltimore opened the scoring on its first possession when Jackson's 27-yard scoring pass to TE Mark Andrews capped a 7-play, 94-yard drive. The Ravens penetrated AZ territory on their next drive but turned it over on downs thanks to a Cards stop on 4th-n-3 at the AZ43. Murray then completed 4 straight passes to get AZ to the Ravens 4 but AZ came away with just a Zane Gonzalez FG that made it 7-3. After Justin Tucker's 33-yarder made it 10-3 on the next series, the Cards again marched into the red zone. They got as far as the 4 but had to settle for a short Gonzalez FG. The Ravens then went up 17-6 just before halftime thanks to a 1-yard Jackson TD pass to TE Hayden Hurst at the end of an 85-yard drive.

On its 1st possession of the 3rd quarter, the AZ offense again reached the Baltimore 5 thanks to 4 Murray completions that included a 40-yarder to Fitzgerald. For the 3rd time they came away with a Gonzalez FG and the score was 17-9. The next series saw the Ravens reach the 6 but they too had to settle for a short FG that made it 20-9 early in the 4th. On the next play from scrimmage, Murray & Fitzgerald connected to a 54-yard completion to the 25 and 3 plays later, David Johnson ran it in from a yard out. That TD combined with a Murray to KeeSean Johnson pass on the 2-point try made it 20-17 with 12:52 left. Tucker's 51-yard FG midway thru the 4th made it a 6-point game. The Cards would get the ball back twice more but could not threaten. With 3:13 remaining, the Ravens faced a 3rd-n-11 at their own 44 when Jackson hit rookie WR Marquise Brown deep down the right sideline for a 41-yard game that iced the game.

Scoring Drives

TEAM	QTR	TIME	SCORING PLAY	ARI	BAL
Ravens	1	08:06	M.Andrews 27 yd. pass from L.Jackson (J.Tucker kick) (7-94, 3:56)	0	7
Cardinals	1	02:18	Z.Gonzalez 22 yd. Field Goal (7-53, 2:16)	3	7
Ravens	2	14:07	J.Tucker 33 yd. Field Goal (9-60, 3:11)	3	10
Cardinals	2	08:31	Z.Gonzalez 21 yd. Field Goal (13-83, 5:36)	6	11
Ravens	2	03:49	H.Hurst 1 yd. pass from L.Jackson (J.Tucker kick) (9-85, 4:42)	6	17
Cardinals	3	09:00	Z.Gonzalez 21 yd. Field Goal (9-81, 3:48)	9	17
Ravens	4	14:56	J.Tucker 28 yd. Field Goal (16-70, 9:04)	11	20
Cardinals	4	12:52	D.Johnson 1 yd. run (K.Murray-K.Johnson pass) (4-79, 2:04)	17	20
Ravens	4	08:56	J.Tucker 51 yd. Field Goal (9-42, 3:56)	17	23

Arizona Cardinals

PASSING	ATT	CP	YDS	SK/YD	TD	LG	INT	RTG
Kyler Murray	40	25	349	3/20	0	54	0	90.5
TOTAL	40	25	349	3/20	0	54	0	90.5
RUSHING	ATT	YDS	AVG	LG	TD			
David Johnson	7	14	2.0	4	1			
Kyler Murray	3	4	1.3	7	0			
Chase Edmonds	1	2	2.0	2	0			
TOTAL	11	20	1.8	7	1			
RECEIVING	NO	YDS	AVG	LG	TD			
Christian Kirk	6	114	19.0	34	0			
Damiere Byrd	6	45	7.5	13	0			
Larry Fitzgerald	5	104	20.8	54	0			
Chase Edmonds	2	15	7.5	10	0			
Michael Crabtree	2	13	6.5	9	0			
Charles Clay	1	6	6.0	6	0			
David Johnson	1	0	0.0	0	0			
KeeSean Johnson	1	31	31.0	31	0			
Maxx Williams	1	21	21.0	21	0			
TOTAL	25	349	14.0	54	0			
TOP DEFENSE	TOT	SOLO	AST	SCK	YDS	INT		
Budda Baker	12	6	6	0.0	0.0	0		
Jordan Hicks	12	10	2	0.0	0.0	0		
D.J. Swearingen Sr.	10	8	2	0.0	0.0	0		
FIELD GOALS	FGA/FGM	PERCENT	RESULTS					
Zane Gonzalez	3-3	100.0	(22, 21, 21)					
TOTAL	3-3	100.0						

Baltimore Ravens

PASSING	ATT	CP	YDS	SK/YD	TD	LG	INT	RTG
Lamar Jackson	37	24	272	2/14	2	41	0	104.8
TOTAL	37	24	272	2/14	2	41	0	104.8
RUSHING	ATT	YDS	AVG	LG	TD			
Lamar Jackson	16	120	7.5	19	0			
Mark Ingram II	13	47	3.6	16	0			
Gus Edwards	3	11	3.7	4	0			
Justice Hill	1	4	4.0	4	0			
TOTAL	33	182	5.5	19	0			
RECEIVING	NO	YDS	AVG	LG	TD			
Mark Andrews	8	112	14.0	28	1			
Marquise Brown	8	86	10.8	41	0			
Mark Ingram II	2	30	15.0	20	0			
Hayden Hurst	1	1	1.0	1	0			
Justice Hill	1	10	10.0	10	0			
Miles Boykin	1	11	11.0	11	0			
Nick Boyle	1	14	14.0	14	0			
Patrick Ricard	1	3	3.0	3	0			
Willie Snead IV	1	5	5.0	5	0			
TOTAL	24	272	11.3	41	2			
TOP DEFENSE	TOT	SOLO	AST	SCK	YDS	INT		
Brandon Carr	7	6	1	1.0	7.0	0		
Marlon Humphrey	6	5	1	0.0	0.0	0		
Anthony Averett	4	4	0	0.0	0.0	0		
FIELD GOALS	FGA/FGM	PERCENT	RESULTS					
Justin Tucker	3-3	100.0	(33, 28, 51)					
TOTAL	3-3	100.0						

Team Statistics

First Downs	15
Total Net Yards	349
Rushes/Net Yards	11/20
Net Passing	329
Pass Attempts/Completions	40/25
Had Intercepted	0
Sacked/Yards Lost	3/20
Punts/Average	5/53.4
Penalties/Yards	8/70
Fumbles/Lost	1/0
Possession Time	22:22

Cardinals

First Downs	26
Total Net Yards	440
Rushes/Net Yards	33/182
Net Passing	258
Pass Attempts/Completions	37/24
Had Intercepted	0
Sacked/Yards Lost	2/14
Punts/Average	3/43.0
Penalties/Yards	10/62
Fumbles/Lost	2/0
Possession Time	37:38

Ravens



WEEK 3

Carolina Panthers 38, Arizona Cardinals 20

60,104 State Farm Stadium Sep 22, 2019



Carolina Panthers	0	14	14	10	—	38
Arizona Cardinals	7	3	10	0	—	20

Recap

Hosting the Panthers in week 3, the Cardinals took a 17-14 lead early in the 3rd quarter on a 3-yard TD catch & run by RB David Johnson. From there, though, Carolina outscored Arizona 24-3 on the strength of big plays, a pair of AZ turnovers and the right arm of young back-up QB Kyle Allen. The Scottsdale native and one-time college teammate of Cards starter Kyler Murray made his 2nd career start in place of Cam Newton and threw for 261 yards and 4 TDs. Two of the TD passes went to TE Greg Olsen while RB Christian McCaffrey ran for 153 yards and a score to pace the Panthers.

On the game's opening drive, Carolina reached the AZ15 where they faced a 3rd-n-5. Cards LB Chandler Jones came off the edge and strip-sacked Allen, forcing a fumble that he recovered himself at the CAR26. From there the AZ offense methodically moved 74 yards in 14 plays and Murray ended it with a 1-yard TD pass to Larry Fitzgerald. On that drive Murray completed 7 of 8 passes and ran 3 times for 28 yards. Carolina answered quickly. WR Curtis Samuel's 5-yard catch in the back of the end zone capped an 11-play, 75-yard drive and the game was tied at 7 early in the 2nd. Late in the quarter, the Cards advanced to the CAR18 and Zane Gonzalez's 34-yard FG made it 10-7 with 1:36 to go before halftime. That was more than enough time for Carolina. On the 3rd play of the next drive, Allen connected on a deep crossing pattern with WR D.J. Moore who turned it into a 52-yard score. The Cardinals nearly answered on the next snap from scrimmage when Murray appeared to hit Christian Kirk on a huge pass play down the deep middle but the WR could not hold on and the Panthers led 14-10 at intermission.

The Cards got the ball to open the 2nd half and took the lead on that possession; on 3rd-n-goal from the 3, Murray hit Johnson with a short pass that the RB muscled into the end zone to give AZ a 3-point lead. The Panthers again had an answer and ended a 7-play, 80-yard drive with Allen's 3-yard scoring pass to Olsen that put Carolina back up 21-17. The Cards looked like they'd reclaim the lead when WR Trent Sherfield was wide open down the left sideline but he and Murray could not connect and a 47-yard Gonzalez FG trimmed the lead to 1. However, on the 2nd play of the next drive McCaffrey would burst thru the middle for a 76-yard TD run that made it 28-20. Things went from bad to worse for AZ two plays later when CB Donte Jackson picked off Murray and returned it to the AZ22. Another 3-yard Olsen TD catch followed and in the blink of an eye, the Panthers suddenly had a 15-point lead with 13:32 remaining. The Cardinals would get no closer and a 36-yard Joey Slye FG with 4:27 left provided the game's final points.

Scoring Drives

TEAM	QTR	TIME	SCORING PLAY	CAR	ARI
Cardinals	1	04:30	L.Fitzgerald 1 yd. pass from K.Murray (Z.Gonzalez kick) (14-74, 6:17)	0	7
Panthers	2	14:09	C.Samuel 5 yd. pass from K.Allen (J.Slye kick) (11-75, 5:21)	7	7
Cardinals	2	01:36	Z.Gonzalez 34 yd. Field Goal (15-53, 5:58)	8	10
Panthers	2	00:49	D.Moore 52 yd. pass from K.Allen (J.Slye kick) (3-75, 0:47)	14	10
Cardinals	3	11:20	D.Johnson 3 yd. pass from K.Murray (Z.Gonzalez kick) (9-75, 3:40)	14	17
Panthers	3	07:44	G.Olsen 3 yd. pass from K.Allen (J.Slye kick) (7-75, 3:36)	21	17
Cardinals	3	02:47	Z.Gonzalez 47 yd. Field Goal (12-49, 4:57)	22	20
Panthers	3	01:53	C.McCaffrey 76 yd. run (J.Slye kick) (2-84, 0:54)	28	20
Panthers	4	13:32	G.Olsen 3 yd. pass from K.Allen (J.Slye kick) (6-22, 2:42)	35	20
Panthers	4	04:27	J.Slye 36 yd. Field Goal (4-4, 0:18)	38	20

Carolina Panthers

PASSING	ATT	CP	YDS	SK/YD	TD	LG	INT	RTG
Kyle Allen	26	19	261	2/21	4	52	0	144.4
TOTAL	26	19	261	2/21	4	52	0	144.4
RUSHING	ATT	YDS	AVG	LG	TD			
Christian McCaffrey	24	153	6.4	76t	1			
DJ Moore	1	12	12.0	12	0			
Reggie Bonnafon	2	5	2.5	4	0			
Alex Armah	1	4	4.0	4	0			
Kyle Allen	3	-1	-0.3	1	0			
TOTAL	31	173	5.6	76	1			
RECEIVING	NO	YDS	AVG	LG	TD			
Greg Olsen	6	75	12.5	20	2			
Curtis Samuel	5	53	10.6	15	1			
Christian McCaffrey	3	35	11.7	18	0			
Jarius Wright	2	38	19.0	33	0			
Alex Armah	1	2	2.0	2	0			
Chris Hogan	1	6	6.0	6	0			
DJ Moore	1	52	52.0	52t	1			
TOTAL	19	261	13.7	52	4			
TOP DEFENSE	TOT	SOLO	AST	SCK	YDS	INT		
Shaq Thompson	11	9	2	1.0	4.0	0		
Luke Kuechly	10	8	2	0.0	0.0	0		
Eric Reid	6	6	0	1.0	1.0	0		
FIELD GOALS	FGA/FGM	PERCENT	RESULTS					
Joey Slye	1-1	100.0	(36)					
TOTAL	1-1	100.0						

Arizona Cardinals

PASSING	ATT	CP	YDS	SK/YD	TD	LG	INT	RTG
Kyler Murray	43	30	173	8/46	2	23	2	73.1
TOTAL	43	30	173	8/46	2	23	2	73.1
RUSHING	ATT	YDS	AVG	LG	TD			
Kyler Murray	8	69	8.6	20	0			
David Johnson	11	37	3.4	15	0			
Chase Edmonds	3	15	5.0	8	0			
TOTAL	22	121	5.5	20	0			
RECEIVING	NO	YDS	AVG	LG	TD			
Christian Kirk	10	59	5.9	13	0			
David Johnson	6	28	4.7	17	1			
Larry Fitzgerald	5	36	7.2	23	1			
KeeSean Johnson	3	13	4.3	5	0			
Damiere Byrd	2	9	4.5	11	0			
Michael Crabtree	2	9	4.5	6	0			
Charles Clay	1	9	9.0	9	0			
Chase Edmonds	1	10	10.0	10	0			
TOTAL	30	173	5.8	23	2			
TOP DEFENSE	TOT	SOLO	AST	SCK	YDS	INT		
Haason Reddick	11	8	3	0.0	0.0	0		
Jordan Hicks	11	7	4	0.0	0.0	0		
Budda Baker	6	4	2	0.0	0.0	0		
FIELD GOALS	FGA/FGM	PERCENT	RESULTS					
Zane Gonzalez	2-2	100.0	(34, 47)					
TOTAL	2-2	100.0						

Team Statistics

First Downs	
Total Net Yards	
Rushes/Net Yards	
Net Passing	
Pass Attempts/Completions	
Had Intercepted	
Sacked/Yards Lost	
Punts/Average	
Penalties/Yards	
Fumbles/Lost	
Possession Time	

Panthers

21
413
31/173
240
26/19
0
2/21
3/48.3
3/35
2/1
28:16

Cardinals

21
248
22/121
127
43/30
2
8/46
5/42.4
7/52
0/0
31:44



WEEK 4

Seattle Seahawks 27, Arizona Cardinals 10

60,500 ■ State Farm Stadium ■ Sep 29, 2019



Seattle Seahawks	10	10	0	7	—	27
Arizona Cardinals	0	3	0	7	—	10

Recap

In a week 4 match-up that was the 1st divisional contest for each team, the Cardinals hosted the Seahawks at State Farm Stadium. The game was nearly even in most statistical categories including 1st downs (21-20), offensive plays (59-59) rushing yards (115-115) and passing yards (225-206). But in the only category that counts, Seattle outscored the Cards 27-10 by capitalizing on its big plays and scoring opportunities while the Cards did not. With the victory, the Seahawks improved to 3-1 while Arizona fell to 0-3-1.

RB David Johnson led the Cardinals with 139 total yards from scrimmage, including 99 receiving yards on 8 catches. With his 5 receptions, WR Larry Fitzgerald moved passed TE Tony Gonzalez into 2nd place on the NFL's all-time receptions list behind only Jerry Rice.

Arizona got the ball to open the game and advanced to the Seattle 25 on that possession but came away with no points when Zane Gonzalez was wide on his 43-yard FG try. It was his first miss of the year after starting the season 9-for-9 on FGs. The Seahawks then moved 52 yards in 10 plays to the AZ15 but their drive stalled there and Jason Myers' 33-yard kick made it 3-0. Two plays later the lead instantly grew to 10-0 when Seahawks DE Jadeveon Clowney snared Kyle Murray's screen pass attempt to David Johnson near the line of scrimmage and returned it 27 yards for a TD. On the next AZ drive, Murray & Johnson did connect, this time on a short pass that the RB took that 31 yards down the middle of the field. It led to a 33-yard Gonzalez FG that made it 10-3. But Seattle would push it to 17-3 on the next series when consecutive Russell Wilson passes picked up 32 & 28 yards and his 9-yard TD toss to TE Will Dissly capped the drive. The Cards were in position to answer on their next series when they reached the SEA30 but another FG miss – this one from 48 – kept the Seahawks lead at 14. A short Myers FG (24) in the closing seconds of the half made it 20-7 at intermission.

The AZ defense forced punts on all 3 Seattle possessions in the 3rd quarter and when Murray capped an 8-play, 80-yard drive with his 1st career rushing TD (9 yards), the score was 20-10 with 10:21 remaining. However, SEA would chew off most of that time on its next drive. It covered 75 yards in 15 plays and consumed 8:08. The possession was aided by a pair of AZ personal fouls and ended with a 9-yard C.J. Prosise TD run that made the final score 27-10.

Scoring Drives

TEAM	QTR	TIME	SCORING PLAY	SEA	ARI
Seahawks	1	04:59	J. Myers 33 yd. Field Goal (11-52, 4:44)	4	0
Seahawks	1	04:15	J. Clowney 27 yd. interception return (J. Myers kick)	10	0
Cardinals	2	13:49	Z. Gonzalez 33 yd. Field Goal (12-60, 5:26)	11	3
Seahawks	2	10:48	W. Dissly 9 yd. pass from R. Wilson (J. Myers kick) (6-75, 3:01)	17	3
Seahawks	2	00:17	J. Myers 24 yd. Field Goal (10-50, 3:53)	20	4
Cardinals	4	10:21	K. Murray 9 yd. run (Z. Gonzalez kick) (8-80, 3:11)	20	10
Seahawks	4	02:13	C. Prosise 9 yd. run (J. Myers kick) (15-75, 8:08)	27	10

Seattle Seahawks

PASSING	ATT	CP	YDS	SK/YD	TD	LG	INT	RTG
Russell Wilson	28	22	240	4/15	1	32		114.3
TOTAL	28	22	240	4/15	1	32	0	114.3
RUSHING	ATT	YDS	AVG	LG	TD			
Chris Carson	22	104	4.7	12	0			
Russell Wilson	2	7	3.5	5	0			
C.J. Prosise	3	4	1.3	9t	1			
TOTAL	27	115	4.3	12	1			
RECEIVING	NO	YDS	AVG	LG	TD			
Will Dissly	7	57	8.1	17	1			
Chris Carson	4	41	10.3	17	0			
Tyler Lockett	4	51	12.8	28	0			
Jaron Brown	3	50	16.7	32	0			
Luke Willson	2	26	13.0	17	0			
DK Metcalf	1	6	6.0	6	0			
David Moore	1	9	9.0	9	0			
TOTAL	22	240	10.9	32	1			
TOP DEFENSE	TOT	SOLO	AST	SCK	YDS	INT		
Bobby Wagner	11	6	5	0.0	0.0	0		
K.J. Wright	7	2	5	0.0	0.0	0		
Shaquill Griffin	7	3	4	0.0	0.0	0		
FIELD GOALS	FGA/FGM		PERCENT		RESULTS			
Jason Myers	2-2		100.0		(33, 24)			
TOTAL	2-2		100.0					

Arizona Cardinals

PASSING	ATT	CP	YDS	SK/YD	TD	LG	INT	RTG
Kyler Murray	32	22	241	4/35	0	31	1	77.7
TOTAL	32	22	241	4/35	0	31	1	77.7
RUSHING	ATT	YDS	AVG	LG	TD			
David Johnson	11	40	3.6	14	0			
Chase Edmonds	6	37	6.2	10	0			
Kyler Murray	4	27	6.8	15	1			
Christian Kirk	1	6	6.0	6	0			
Andy Isabella	1	5	5.0	5	0			
TOTAL	23	115	5.0	15	1			
RECEIVING	NO	YDS	AVG	LG	TD			
David Johnson	8	99	12.4	31	0			
Larry Fitzgerald	5	47	9.4	15	0			
Christian Kirk	4	37	9.3	18	0			
KeeSean Johnson	2	19	9.5	11	0			
Charles Clay	1	3	3.0	3	0			
Maxx Williams	1	21	21.0	21	0			
Trent Sherfield	1	15	15.0	15	0			
TOTAL	22	241	11.0	31	0			
TOP DEFENSE	TOT	SOLO	AST	SCK	YDS	INT		
Jordan Hicks	12	10	2	0.5	2.5	0		
Haason Reddick	10	5	5	1.0	0.0	0		
D.J. Swearingen Sr.	8	6	2	0.0	0.0	0		
FIELD GOALS	FGA/FGM	PERCENT	RESULTS					
Zane Gonzalez	3-1	33.3	43WR (33) 48WR					
TOTAL	3-1	33.3						

Team Statistics

First Downs	21	20
Total Net Yards	340	321
Rushes/Net Yards	27/115	23/115
Net Passing	225	206
Pass Attempts/Completions	28/22	32/22
Had Intercepted	0	1
Sacked/Yards Lost	4/15	4/35
Punts/Average	4/42.8	3/47.0
Penalties/Yards	7/65	7/44
Fumbles/Lost	3/0	0/0
Possession Time	33:24	26:36

Seahawks

Cardinals

First Downs	21	20
Total Net Yards	340	321
Rushes/Net Yards	27/115	23/115
Net Passing	225	206
Pass Attempts/Completions	28/22	32/22
Had Intercepted	0	1
Sacked/Yards Lost	4/15	4/35
Punts/Average	4/42.8	3/47.0
Penalties/Yards	7/65	7/44
Fumbles/Lost	3/0	0/0
Possession Time	33:24	26:36



WEEK 5

Arizona Cardinals 26, Cincinnati Bengals 23

46,012 ■ Paul Brown Stadium ■ Oct 6, 2019



Arizona Cardinals	7	6	0	13	—	26
Cincinnati Bengals	3	3	3	14	—	23

Recap
The Cards offense amassed 514 total yards, its most since 2015, and gained 266 rushing yards, the most since 2011. QB Kyler Murray led the way with 93 rushing yards (10 attempts), the 3rd-highest total ever by a Cardinals QB and the most since 1958. Arizona would need every single one of them to earn a hard-fought 26-23 walk-off victory in Cincinnati. RB Chase Edmonds' 37-yard TD scamper down the left sideline put the Cards up 23-9 with 7:13 to play. But the Bengals, who had been held out of the end zone all game, mounted back-to-back TD drives and tied the contest at 23 with exactly 2:00 remaining. That was just enough time for Murray to lead the Cardinals down the field and set-up Zane Gonzalez's 31-yard FG that sailed thru the uprights as time expired. The win improved AZ to 1-3-1 on the season while Cincy fell to 0-5. It came just 4 days after the passing of long-time Cards owner Bill Bidwill and was also the first win for 1st-year head coach Kliff Kingsbury; both occasions were marked with game ball presentations in the post-game locker room.

The Bengals opened the game's scoring on their 1st offensive possession, moving 65 yards in 12 plays but came away with just 3 points via a 23-yard Randy Bullock FG. RB Joe Mixon ran 8 times for 60 yards on that drive but the rest of the game would be limited to just 33 yards on 11 rushes. The Cards answered with a lengthy drive of their own that penetrated deep into Bengals territory. Looking at 4th-n-2 from the 6, Kingsbury opted to go for it and Murray validated his faith by taking it 6 yards off the left side for a TD. Up 7-3, AZ had a chance for more its next possession but it stalled at the 19 and Gonzalez was wide right from 37 yards. Later in the 2nd quarter, he was true from 23, capping a 12-play, 75-yard AZ drive and the Cards were up 10-3. Brandon Wilson returned the ensuing kickoff 52 yards to midfield and that set-up a 48-yard Bullock FG that made it 10-6. In the closing seconds of the 1st half, AZ reached the Cincy 1-yard line but got no closer and Gonzalez's 20-yarder made it 13-6 at intermission.

Bullock provided the only points of the 3rd quarter when his 23-yarder midway thru made it 13-9. On the Bengals next possession, they faced a 4th-n-1 at their own 42 and went for it but the Cards D stopped Andy Dalton at the line of scrimmage to turn it over on downs. Three plays later, the Cards had a 3rd-n-7 at the 39 when Murray lofted it down the middle and Pharoah Cooper made a diving catch for a 28-yard gain to 11. That led to another short Gonzalez FG, this one from 22 that made it 16-9 early in the 4th. After a Bengals punt, the Cards moved to the CIN37 on a 17-yard completion to David Johnson. On the next play, Edmonds ran it around the left end for the TD that gave AZ a 14-point lead midway thru the 4th. The Bengals would not go away. Dalton led them 79 yards in 10 plays and threw a 2-yard TD toss to Auden Tate, trimming the deficit to 7. After a 3-n-out by the Cards, CIN took over at its 19 with 3:41 left. A 29-yard completion to Tyler Boyd moved it to the 48. After back-to-back runs gained 10, Dalton hit Boyd for a 42-yard TD crossing the deep middle to tie it. AZ's offense then rose to the occasion. After an 8-yard Johnson run on the 1st play, the RB hauled in a 24-yard pass from Murray, tight-roping the sideline in front of the Cincy bench. A play later Murray scrambled 24 yards to the 15 and a play after that, Gonzalez nailed the game winner from 31.

Scoring Drives

TEAM	QTR	TIME	SCORING PLAY	ARI	CIN
Bengals	1	08:28	R.Bullock 23 yd. Field Goal (12-65, 5:39)	1	3
Cardinals	1	03:40	K.Murray 6 yd. run (Z.Gonzalez kick) (9-68, 4:48)	7	3
Cardinals	2	05:09	Z.Gonzalez 23 yd. Field Goal (12-75, 5:01)	10	3
Bengals	2	03:27	R.Bullock 48 yd. Field Goal (5-20, 1:42)	10	6
Cardinals	2	00:00	Z.Gonzalez 20 yd. Field Goal (12-73, 3:27)	13	6
Bengals	3	08:34	R.Bullock 23 yd. Field Goal (15-70, 6:26)	13	9
Cardinals	4	13:25	Z.Gonzalez 22 yd. Field Goal (7-38, 3:12)	17	9
Cardinals	4	07:13	C.Edmonds 37 yd. run (Z.Gonzalez kick) (7-78, 3:08)	23	9
Bengals	4	04:08	A.Tate 2 yd. pass from A.Dalton (R.Bullock kick) (10-79, 3:05)	23	16
Bengals	4	02:00	T.Boyd 42 yd. pass from A.Dalton (R.Bullock kick) (4-81, 1:41)	23	23
Cardinals	4	00:00	Z.Gonzalez 31 yd. Field Goal (6-62, 2:00)	26	23

Arizona Cardinals

PASSING	ATT	CP	YDS	SK/YD	TD	LG	INT	RTG
Kyler Murray	32	20	253	1/5	0	28	0	87.1
TOTAL	32	20	253	1/5	0	28	0	87.1
RUSHING	ATT	YDS	AVG	LG	TD			
Kyler Murray	10	93	9.3	24	1			
David Johnson	17	91	5.4	17	0			
Chase Edmonds	8	68	8.5	37t	1			
Andy Isabella	2	11	5.5	6	0			
KeeSean Johnson	1	3	3.0	3	0			
TOTAL	38	266	7.0	37	2			
RECEIVING	NO	YDS	AVG	LG	TD			
Larry Fitzgerald	6	58	9.7	17	0			
Chase Edmonds	3	18	6.0	8	0			
David Johnson	3	65	21.7	24	0			
KeeSean Johnson	3	22	7.3	9	0			
Pharoah Cooper	2	33	16.5	28	0			
Charles Clay	1	27	27.0	27	0			
Maxx Williams	1	7	7.0	7	0			
Trent Sherfield	1	23	23.0	23	0			
TOTAL	20	253	12.7	28	0			
TOP DEFENSE	TOT	SOLO	AST	SCK	YDS	INT		
Byron Murphy Jr.	9	8	1	0.0	0.0	0		
Jalen Thompson	8	5	3	0.0	0.0	0		
Jonathan Bullard	8	6	2	0.0	0.0	0		
FIELD GOALS	FGA/FGM	PERCENT	RESULTS					
Zane Gonzalez	5-4	80.0	37WR (23, 20, 22, 31)					
TOTAL	5-4	80.0						

Cincinnati Bengals

PASSING	ATT	CP	YDS	SK/YD	TD	LG	INT	RTG
Andy Dalton	38	27	262	1/0	2	42	0	107.6
TOTAL	38	27	262	1/0	2	42	0	107.6
RUSHING	ATT	YDS	AVG	LG	TD			
Joe Mixon	19	93	4.9	18	0			
Giovani Bernard	2	10	5.0	9	0			
Andy Dalton	2	5	2.5	5	0			
TOTAL	23	108	4.7	18	0			
RECEIVING	NO	YDS	AVG	LG	TD			
Tyler Boyd	10	123	12.3	42t	1			
Damion Willis	4	38	9.5	12	0			
Auden Tate	3	26	8.7	15	1			
Giovani Bernard	3	16	5.3	7	0			
C.J. Uzomah	2	16	8.0	8	0			
Tyler Eifert	2	14	7.0	7	0			
Alex Erickson	1	7	7.0	7	0			
Joe Mixon	1	16	16.0	16	0			
Stanley Morgan	1	6	6.0	6	0			
TOTAL	27	262	9.7	42	2			
TOP DEFENSE	TOT	SOLO	AST	SCK	YDS	INT		
Nick Vigil	13	6	7	0.0	0.0	0		
Shawn Williams	13	11	2	0.0	0.0	0		
Dre Kirkpatrick	8	6	2	0.0	0.0	0		
FIELD GOALS	FGA/FGM	PERCENT	RESULTS					
Randy Bullock	3-3	100.0	(23, 48, 23)					
TOTAL	3-3	100.0						

Team Statistics

First Downs	26	21
Total Net Yards	514	370
Rushes/Net Yards	38/266	23/108
Net Passing	248	262
Pass Attempts/Completions	32/20	38/27
Had Intercepted	0	0
Sacked/Yards Lost	1/5	1/0
Punts/Average	3/50.0	3/49.0
Penalties/Yards	12/96	7/60
Fumbles/Lost	0/0	1/0
Possession Time	31:03	28:57

Cardinals

26
514
38/266
248
32/20
0
1/5
3/50.0
12/96
0/0
31:03

Bengals

21
370
23/108
262
38/27
0
1/0
3/49.0
7/60
1/0
28:57



WEEK 6

Atlanta Falcons 33, Arizona Cardinals 34

60,140 ■ State Farm Stadium ■ Oct 13, 2019



Atlanta Falcons	7	3	10	13	—	33
Arizona Cardinals	3	17	7	7	—	34

Recap

The Cardinals offense scored on its first 5 possessions of the game (3 TDs, 2 FGs) for the first time since 2009 and held a 27-10 lead early in the 3rd quarter. However, the visiting Falcons would catch fire and comeback with 23 points in the 2nd half of a back-n-forth affair that would come down to the wire. Cards RB David Johnson scored his 2nd TD of the game with a diving catch of a Kyler Murray pass in the end zone that put AZ up 34-27 with 5:12 remaining. ATL QB Matt Ryan quickly led the Falcons down the field and with 1:53 remaining tossed a 12-yard scoring pass to RB Devonta Freeman; however on the pivotal game-tying PAT, veteran Matt Bryant missed it to the left. Needing one 1st down to salt the game away, Murray ran for exactly 5 on 3rd-n-5 to win the game. The rookie signal-caller was sharp all afternoon, completing 27 of 37 passes for 340 yards with 3 TDs, no INTs and no sacks while finishing with a 128.2 passer rating. The win was Arizona's 2nd straight and improved the Cards to 2-3-1 on the season. For the Falcons, it was their 4th straight loss and dropped them to 1-5.

Atlanta opened the scoring on the game's 1st series when Ryan's 9-yard TD pass to WR Calvin Ridley capped a 10-play, 80-yard drive. The Cards answered with a 39-yard Zane Gonzalez FG and then took the lead on their next possession. Murray hit WR Damiere Byrd with a 58-yard bomb to the 1 and 2 plays later, he found RB Chase Edmonds for a TD. A 9-yard sack by Corey Peters and Rodney Gunter on 3rd down sent the Falcons 3-n-out and the Cards moved quickly. On 3 consecutive plays AZ moved to the 1 thanks to a 17-yard Johnson run, a 30-yard Johnson catch-n-run, and a short pass to Edmonds that picked up 31. From there Johnson punched it in from a yard away to make it 17-7. A 29-yard Bryant FG made it 17-10 but just before intermission, Gonzalez pushed the lead back to 10 with his 22-yard FG, making it 20-10 at halftime.

The Cards got the ball to open the 2nd half and advanced to the ATL35 where they faced a 4th-n-2. Opting to go for it, TE Charles Clay moved the chains on a 6-yard catch. Two plays later, his fellow TE Maxx Williams caught a cross-field pass from Murray that he took for a TD. Down 27-10, Atlanta started its comeback. A 44-yard Bryant FG was followed by a 93-yard scoring drive that ended when Freeman & Ryan connected on a 7-yard TD pass that made it 27-20 with 1:02 left in the 3rd. After an AZ punt, Ryan moved the Falcons 83 yards in 8 plays and found TE Austin Hooper with a 6-yard game-tying TD. After the teams traded punts, the Cardinals advanced deep into ATL territory and faced a 3rd-n-5 at the 14. Murray lofted a pass into the end zone in Johnson's direction and despite being interfered with, the RB made an incredible diving grab to put AZ up 34-27. The Falcons were not done. Ryan led them 75 yards in 7 plays and again found Freeman for a TD. But this time Bryant did not add the PAT and the Cards still led by 1 with 1:53 remaining. Because ATL had 2 timeouts, one AZ 1st down would be enough to end the game. On 3rd-n-5, Murray kept it around the right end and the spot gave the Cards the pivotal 1st down.

Scoring Drives

TEAM	QTR	TIME	SCORING PLAY	ATL	ARI
Falcons	1	09:23	C.Ridley 9 yd. pass from M.Ryan (M.Bryant kick) (10-80, 5:37)		0
Cardinals	1	05:41	Z.Gonzalez 39 yd. Field Goal (9-57, 3:42)	7	4
Cardinals	2	13:02	C.Edmonds 2 yd. pass from K.Murray (Z.Gonzalez kick) (9-86, 4:52)	7	10
Cardinals	2	09:02	D.Johnson 1 yd. run (Z.Gonzalez kick) (4-79, 1:52)	7	17
Falcons	2	03:37	M.Bryant 29 yd. Field Goal (11-64, 5:25)	10	17
Cardinals	2	00:04	Z.Gonzalez 22 yd. Field Goal (15-71, 3:33)	10	21
Cardinals	3	11:25	M.Williams 20 yd. pass from K.Murray (Z.Gonzalez kick) (9-64, 3:35)	10	27
Falcons	3	07:46	M.Bryant 44 yd. Field Goal (8-49, 3:39)	14	27
Falcons	3	01:02	D.Freeman 7 yd. pass from M.Ryan (M.Bryant kick) (10-93, 4:34)	20	27
Falcons	4	10:50	A.Hooper 6 yd. pass from M.Ryan (M.Bryant kick) (8-83, 3:12)	27	27
Cardinals	4	05:12	D.Johnson 14 yd. pass from K.Murray (Z.Gonzalez kick) (5-45, 2:00)	27	34
Falcons	4	01:53	D.Freeman 12 yd. pass from M.Ryan (kick failed, wl) (7-75, 3:19)	33	34

Atlanta Falcons

PASSING	ATT	CP	YDS	SK/YD	TD	LG	INT	RTG
Matt Ryan	36	30	356	2/15	4	30	0	144.9
TOTAL	36	30	356	2/15	4	30	0	144.9
RUSHING	ATT	YDS	AVG	LG	TD			
Devonta Freeman	19	88	4.6	15	0			
Matt Ryan	2	7	3.5	6	0			
Ito Smith	3	6	2.0	3	0			
Keith Smith	1	2	2.0	2	0			
TOTAL	25	103	4.1	15	0			
RECEIVING	NO	YDS	AVG	LG	TD			
Austin Hooper	8	117	14.6	30	1			
Julio Jones	8	108	13.5	22	0			
Calvin Ridley	4	48	12.0	23	1			
Devonta Freeman	3	30	10.0	12t	2			
Mohamed Sanu	3	29	9.7	15	0			
Jaeden Graham	1	21	21.0	21	0			
Kaleb McGary	1	-3	-3.0	-3	0			
Luke Stocker	1	0	0.0	0	0			
Russell Gage	1	6	6.0	6	0			
TOTAL	30	356	11.9	30	4			
TOP DEFENSE	TOT	SOLO	AST	SCK	YDS	INT		
DeVondre Campbell	9	8	1	0.0	0.0	0		
Deion Jones	6	5	1	0.0	0.0	0		
Grady Jarrett	6	2	4	0.0	0.0	0		
FIELD GOALS	FGA/FGM	PERCENT	RESULTS					
Matt Bryant	2-2	100.0	(29, 44)					
TOTAL	2-2	100.0						

Arizona Cardinals

PASSING	ATT	CP	YDS	SK/YD	TD	LG	INT	RTG
Kyler Murray	37	27	340	0/0	3	58	0	128.2
TOTAL	37	27	340	0/0	3	58	0	128.2
RUSHING	ATT	YDS	AVG	LG	TD			
Chase Edmonds	5	34	6.8	15	0			
David Johnson	12	34	2.8	17	1			
Kyler Murray	11	32	2.9	14	0			
Pharoah Cooper	1	2	2.0	2	0			
TOTAL	29	102	3.5	17	1			
RECEIVING	NO	YDS	AVG	LG	TD			
David Johnson	6	68	11.3	30	1			
Larry Fitzgerald	6	69	11.5	22	0			
Maxx Williams	3	34	11.3	20t	1			
Pharoah Cooper	3	16	5.3	7	0			
Charles Clay	2	8	4.0	6	0			
Chase Edmonds	2	33	16.5	31	1			
Damiere Byrd	2	60	30.0	58	0			
KeeSean Johnson	2	14	7.0	7	0			
Trent Sherfield	1	38	38.0	38	0			
TOTAL	27	340	12.6	58	3			
TOP DEFENSE	TOT	SOLO	AST	SCK	YDS	INT		
Haason Reddick	9	6	3	0.0	0.0	0		
Jordan Hicks	9	6	3	0.0	0.0	0		
Budda Baker	8	6	2	0.0	0.0	0		
FIELD GOALS	FGA/FGM	PERCENT	RESULTS					
Zane Gonzalez	2-2	100.0	(39, 22)					
TOTAL	2-2	100.0						

Team Statistics

First Downs	
Total Net Yards	
Rushes/Net Yards	
Net Passing	
Pass Attempts/Completions	
Had Intercepted	
Sacked/Yards Lost	
Punts/Average	
Penalties/Yards	
Fumbles/Lost	
Possession Time	

Falcons

31
444
25/103
341
36/30
0
2/15
3/43.3
8/72
1/0
32:47

Cardinals

24
442
29/102
340
37/27
0
0/0
3/52.0
8/57
0/0
27:13



WEEK 7

Arizona Cardinals 27, New York Giants 21

73,577  MetLife Stadium  Oct 20, 2019



Arizona Cardinals	14	3	7	3	—	27
New York Giants	0	14	0	7	—	21

Recap

On a dreary, drizzly Sunday afternoon at the Meadowlands, the Cardinals extended their win streak to 3 games and improved to 3-3-1 on the season with a 27-21 road win over the Giants. Second-year RB Chase Edmonds saw the most extensive action of his young career, carrying the load due to a David Johnson ankle injury, and he was exceptional. Playing just 18 miles from the Fordham campus where he starred in college, Edmonds ran for 126 yards and 3 TDs, both career bests. The defense was buoyed by the return of all-pro CB Patrick Peterson from a 6-game suspension and led by star LB Chandler Jones whose career-high 4 sacks were all game-altering. In all, AZ dropped NYG rookie QB 8 times, including 7 in the 2nd half and 3 that forced fumbles.

Despite the early east coast start, the Cards started out on fire. On the game's opening series, QB Kyler Murray was 7-7 passing for 46 yards as AZ moved 75 yards in 13 plays; along the way they converted three 3rd downs and a 4th down. Edmonds capped the drive with his 20-yard TD run around the left side. It was the 1st of 3 scoring runs of 20+ yards for Edmonds – something accomplished just 5 other times in NFL history. On the ensuing NYG drive, Chandler Jones' 1st sack backed the Giants into a 3rd-n-13 and was followed by AZ's 1st INT of the year, this one courtesy of LB Jordan Hicks that set the offense up at the NY32. Two Edmonds runs moved it to the 20 and from there he took a delayed handoff and ran up the middle for a score that made it 14-0. Zane Gonzalez's 47-yard FG early in the 2nd extended the lead to 17-0 but the Giants would soon storm back. Their next drive went 79 yards in 4 plays and ended with Jones' 28-yard pass to TE Rhett Ellison. Three snaps later, a lengthy sack on 3rd down forced the Cards to punt from deep in their own end zone; it was blocked by NYG S Michael Thomas and recovered by RB Eli Penny for a TD that pulled the Giants to within 3 with 9:52 left in the half. Just before intermission, NY was driving and had reached the AZ37 but a hold backed them up and the half ended with the Cards leading 17-14.

Midway thru the 3rd, the Giants were again at the AZ37 and trailing by just 3. But on 2nd-n-8 from there, Chandler Jones again got to Daniel Jones, forcing a fumble that he recovered himself at the AZ49. An 11-yard Murray scramble and late hit moved it to the NY22 and from there Edmonds again raced around the left end for his 3rd TD of the day. Down 10 late in the 3rd, NY was again on the move and reached the AZ25. But another Jones sack helped stall the drive and Aldrick Rosas' 37-yard FG try bounced off the right upright. Midway thru the 4th, the Giants capped an 8-play, 82-yard drive with a 7-yard TD run from Saquon Barkley who returned to the lineup after a 3-game absence caused by an ankle injury. Trailing by just 3, NY would get the ball back at its own 25 with 4:23 remaining. They picked up 13 yards on a 1st down completion but on the next play, Jones' 4th sack of the game resulted in a big 8-yard loss. After Barkley picked up just 3 on a 3rd-n-18 draw, NY went for it on 4th-n-15 at its own 33 with 2:35 remaining. Coming untouched on a corner blitz, Peterson leveled Jones forcing a fumble that LB Haason Reddick recovered at the NY17. Three runs forced NY to exhaust its remaining timeouts and Gonzalez's 35-yard FG made it 27-21 with 2:09 left. Sacks by LBs Terrell Suggs and Brooks Reed on the next possession effectively ended the game.

Scoring Drives

TEAM	QTR	TIME	SCORING PLAY	ARI	NYG
Cardinals		08:14	C.Edmonds 20 yd. run (Z.Gonzalez kick) (13-75, 6:46)		0
Cardinals	1	04:15	C.Edmonds 20 yd. run (Z.Gonzalez kick) (3-32, 1:23)	14	0
Cardinals	2	13:30	Z.Gonzalez 47 yd. Field Goal (9-54, 4:29)	17	1
Giants	2	11:28	R.Ellison 28 yd. pass from D.Jones (A.Rosas kick) (4-79, 2:02)	17	7
Giants	3	09:52	E.Penny blocked punt recovery in end zone (A.Rosas kick)	17	14
Cardinals	3	06:05	C.Edmonds 22 yd. run (Z.Gonzalez kick) (3-51, 1:21)	24	14
Cardinals	4	08:13	S.Barkley 7 yd. run (A.Rosas kick) (8-82, 4:44)	24	21
Cardinals	4	02:09	Z.Gonzalez 35 yd. Field Goal (4-0, 0:19)	27	21

Arizona Cardinals

PASSING	ATT	CP	YDS	SK/YD	TD	LG	INT	RTG
Kyler Murray	21	14	104	2/15	0	12	0	78.3
TOTAL	21	14	104	2/15	0	12	0	78.3
RUSHING	ATT	YDS	AVG	LG	TD			
Chase Edmonds	27	126	4.7	22t	3			
Kyler Murray	10	28	2.8	11	0			
David Johnson	1	2	2.0	2	0			
TOTAL	38	156	4.1	22	3			
RECEIVING	NO	YDS	AVG	LG	TD			
Pharoh Cooper	4	29	7.3	10	0			
Andy Isabella	2	8	4.0	5	0			
Chase Edmonds	2	24	12.0	12	0			
Charles Clay	1	12	12.0	12	0			
Damiere Byrd	1	4	4.0	4	0			
KeeSean Johnson	1	6	6.0	6	0			
Larry Fitzgerald	1	12	12.0	12	0			
Maxx Williams	1	5	5.0	5	0			
Trent Sherfield	1	4	4.0	4	0			
TOTAL	14	104	7.4	12	0			
TOP DEFENSE	TOT	SOLO	AST	SCK	YDS	INT		
Budda Baker	9	7	2	0.0	0.0	0		
Jordan Hicks	8	5	3	0.0	0.0	1		
Patrick Peterson	7	7	0	1.0	13.0	0		
FIELD GOALS	FGA/FGM	PERCENT	RESULTS					
Zane Gonzalez	2-2	100.0	(47, 35)					
TOTAL	2-2	100.0						

New York Giants

PASSING	ATT	CP	YDS	SK/YD	TD	LG	INT	RTG
Daniel Jones	35	22	223	8/67	1	28	1	78.6
TOTAL	35	22	223	8/67	1	28	1	78.6
RUSHING	ATT	YDS	AVG	LG	TD			
Saquon Barkley	18	72	4.0	20	1			
Daniel Jones	4	35	8.8	11	0			
TOTAL	22	107	4.9	20	1			
RECEIVING	NO	YDS	AVG	LG	TD			
Golden Tate	6	80	13.3	20	0			
Bennie Fowler III	4	35	8.8	13	0			
Cody Latimer	4	33	8.3	13	0			
Saquon Barkley	3	8	2.7	10	0			
Darius Slayton	2	28	14.0	20	0			
Rhett Ellison	2	33	16.5	28t	1			
Evan Engram	1	6	6.0	6	0			
TOTAL	22	223	10.1	28	1			
TOP DEFENSE	TOT	SOLO	AST	SCK	YDS	INT		
Antoine Bethea	9	5	4	0.0	0.0	0		
Alec Ogletree	8	3	5	0.0	0.0	0		
Jabrill Peppers	8	4	4	0.0	0.0	0		
FIELD GOALS	FGA/FGM	PERCENT	RESULTS					
Aldrick Rosas	1-0	0.0	37RU					
TOTAL	1-0	0						

Team Statistics

First Downs	
Total Net Yards	
Rushes/Net Yards	
Net Passing	
Pass Attempts/Completions	
Had Intercepted	
Sacked/Yards Lost	
Punts/Average	
Penalties/Yards	
Fumbles/Lost	
Possession Time	

Cardinals

18
245
38/156
89
21/14
0
2/15
5/33.8
10/85
0/0
29:59

Giants

21
263
22/107
156
35/22
1
8/67
3/37.3
6/75
3/2
30:01



WEEK 8

Arizona Cardinals 9, New Orleans Saints 31

73,064 ■ Mercedes-Benz Superdome ■ Oct 27, 2019



Arizona Cardinals	3	3	3	0	—	9
New Orleans Saints	0	10	7	14	—	31

Recap

Winners of three straight, the Cardinals closed the first half of their 2019 schedule with a road game in New Orleans. The Saints had won five in a row and all without All-Pro QB Drew Brees (thumb) but the future Hall of Famer returned to the lineup on this day and was sharp, throwing for 373 yards and 3 TDs. The Cards kept it close and were within 4 points of New Orleans midway thru the 3rd, but all 3 of Brees' scoring tosses came after that point and were instrumental in helping the Saints earn the 31-9 victory. The win improved New Orleans to 7-1 and dropped AZ to 3-4-1. The Cards were buoyed by the return of WR Christian Kirk, who missed the previous 3 games with an ankle injury and he gained 79 receiving yards on 8 catches from Kyler Murray, who played his 4th straight turnover-free game.

The Saints got the ball to start the game and advanced to the AZ29 but Will Lutz's 44-yard FG try was wide left. Two snaps later, Murray pitched it to Kirk who took it right, threw back to Murray, who then hit TE Charles Clay deep down the field for a 47-yard gain to the N014. That led to a 31-yard Zane Gonzalez FG that made it 3-0. The Saints would tie it on the ensuing drive that covered 68 yards in 12 plays and Lutz capped it with a 26-yard FG. On the next New Orleans possession, Brees completions of 28 & 16 yards to WR Michael Thomas helped set-up a 9-yard Latavius Murray TD run that made it 10-3 with 9 minutes left in the 1st half. On the next AZ drive, 4 Kyler Murray passes gained 44 yards and set up another 31-yard FG by Gonzalez. Up 10-6, the Saints appeared in position to increase their lead right before halftime when they advanced to the AZ20 with under :30 left and a running clock. With 6 seconds remaining, they snapped it on a 3rd-n-6 play from the AZ20 and Brees seemingly completed a TD pass to back-up TE Dan Arnold but a holding penalty not only wiped away the score but also caused the half to end.

On their opening drive of the 3rd, the Saints crossed into Cardinals territory. On a 1st down play from the AZ46, Brees' pass down the left sideline was picked by CB Patrick Peterson setting up the offense at the N021. Three plays later on 3rd-n-1 from the 30, Murray's pass was incomplete. The Cards went for it on 4th down but RB Chase Edmonds was stopped for no gain and they turned it over on downs. The Saints made them pay 5 plays later when Brees and Murray connected on a 15-yard scoring pass that made it 17-6 with 5:25 to go in the 3rd. The Cards advanced to the N032 on the next possession and a defensive pass interference penalty appeared to set them up at the 1. However, referee Clay Martin's crew picked up the flag and AZ instead settled for a 50-yard Zane Gonzalez FG that made it 17-9 late in the 3rd. The Cards would get no closer as a pair of 4th quarter Brees TD passes made the final score 31-9.

Scoring Drives

TEAM	QTR	TIME	SCORING PLAY	ARI	NO
Cardinals	1	05:41	Z.Gonzalez 31 yd. Field Goal (6-50, 3:13)	3	0
Saints	2	14:13	W.Lutz 26 yd. Field Goal (12-68, 6:28)	3	4
Saints	2	08:59	L.Murray 8 yd. run (W.Lutz kick) (7-71, 3:59)	3	10
Cardinals	2	05:18	Z.Gonzalez 31 yd. Field Goal (9-51, 3:41)	6	11
Saints	3	05:25	L.Murray 15 yd. pass from D.Brees (W.Lutz kick) (5-30, 2:07)	6	17
Cardinals	3	01:42	Z.Gonzalez 50 yd. Field Goal (9-43, 3:43)	9	18
Saints	4	12:48	T.Hill 5 yd. pass from D.Brees (W.Lutz kick) (7-75, 3:54)	9	24
Saints	4	05:18	M.Thomas 9 yd. pass from D.Brees (W.Lutz kick) (3-73, 1:25)	9	31

Arizona Cardinals

PASSING	ATT	CP	YDS	SK/YD	TD	LG	INT	RTG
Kyler Murray	33	19	220	3/19	0	47	0	77.8
Brett Hundley	1	0	0	1/4	0	0	0	39.6
TOTAL	34	19	220	4/23	0	47	0	75.6

RUSHING	ATT	YDS	AVG	LG	TD
Christian Kirk	1	19	19.0	19	0
Kyler Murray	2	13	6.5	8	0
Chase Edmonds	7	8	1.1	3	0
Zach Zenner	1	0	0.0	0	0
TOTAL	11	40	3.6	19	0

RECEIVING	NO	YDS	AVG	LG	TD
Christian Kirk	8	79	9.9	16	0
Charles Clay	3	88	29.3	47	0
Chase Edmonds	2	5	2.5	7	0
Damiere Byrd	2	18	9.0	9	0
Larry Fitzgerald	2	8	4.0	6	0
Maxx Williams	1	9	9.0	9	0
Zach Zenner	1	13	13.0	13	0
TOTAL	19	220	11.6	47	0

TOP DEFENSE	TOT	SOLO	AST	SCK	YDS	INT
Budda Baker	14	7	7	0.0	0.0	0
Jordan Hicks	10	6	4	0.0	0.0	0
Jalen Thompson	7	5	2	0.0	0.0	0

FIELD GOALS	FGA/FGM	PERCENT	RESULTS
Zane Gonzalez	3-3	100.0	(31, 31, 50)
TOTAL	3-3	100.0	

New Orleans Saints

PASSING	ATT	CP	YDS	SK/YD	TD	LG	INT	RTG
Drew Brees	43	34	373	0/0	3	36	1	116.4
TOTAL	43	34	373	0/0	3	36	1	116.4

RUSHING	ATT	YDS	AVG	LG	TD
Latavius Murray	21	102	4.9	28	1
Dwayne Washington	3	38	12.7	31	0
Zach Line	2	8	4.0	4	0
Teddy Bridgewater	2	-2	-1.0	-1	0
Michael Thomas	1	-9	-9.0	-9	0
TOTAL	29	137	4.7	31	1

RECEIVING	NO	YDS	AVG	LG	TD
Michael Thomas	11	112	10.2	28	1
Latavius Murray	9	55	6.1	15t	1
Josh Hill	3	39	13.0	29	0
Taysom Hill	3	63	21.0	36	1
Dan Arnold	2	25	12.5	19	0
Deonte Harris	2	17	8.5	9	0
Ted Ginn Jr.	2	42	21.0	28	0
Austin Carr	1	9	9.0	9	0
Zach Line	1	11	11.0	11	0
TOTAL	34	373	11.0	36	3

TOP DEFENSE	TOT	SOLO	AST	SCK	YDS	INT
Demario Davis	7	5	2	0.0	0.0	0
A.J. Klein	5	3	2	0.0	0.0	0
C.J. Gardner-Johnson	5	3	2	0.0	0.0	0

FIELD GOALS	FGA/FGM	PERCENT	RESULTS
Wil Lutz	2-1	50.0	47WL (26)
TOTAL	2-1	50.0	

Team Statistics

First Downs	10
Total Net Yards	237
Rushes/Net Yards	11/40
Net Passing	197
Pass Attempts/Completions	34/19
Had Intercepted	0
Sacked/Yards Lost	4/23
Punts/Average	5/47.6
Penalties/Yards	5/35
Fumbles/Lost	1/0
Possession Time	22:01

Cardinals

First Downs	28
Total Net Yards	510
Rushes/Net Yards	29/137
Net Passing	373
Pass Attempts/Completions	43/34
Had Intercepted	1
Sacked/Yards Lost	0/0
Punts/Average	2/44.0
Penalties/Yards	2/15
Fumbles/Lost	0/0
Possession Time	37:59

Saints



WEEK 9

San Francisco 49ers 28, Arizona Cardinals 25

60,986 State Farm Stadium Oct 31, 2019



San Francisco 49ers	7	14	7	0	—	28
Arizona Cardinals	7	0	7	11	—	25

Recap
On a Halloween Thursday night, the Cardinals hosted 7-0 San Francisco in a nationally-televised affair. Arizona trailed 21-7 at halftime but clawed back to pull within 3 points with 4:53 left. However, the Cards would get no closer after SF converted a trio of 3rd downs on the game's final drive to earn the 28-25 victory. It allowed the Niners to stay undefeated (8-0) while the Cards dropped to 3-5-1 on the season. AZ's top two RBs – David Johnson and Chase Edmonds – missed the game due to injury, and the bulk of the backfield workload went to Kenyan Drake, who the team acquired just 3 days earlier in a trade with Miami. He was exceptional, rushing for 110 yards and a TD on 15 carries while adding another 52 yards on 4 receptions. QB Kyler Murray threw for 241 yards and a pair of TDs while playing his 5th straight turnover-free game.

AZ got the ball to start the game, and on the first play, Drake ran 36 yards to the SF36. Five plays later he punched it in from 4 yards out on 3rd-n-goal to give the Cards a 7-0 lead. It was just the 3rd rushing TD allowed by San Fran all year. Offensively, the Niners went three-n-out on their 1st two possessions of the game for the first time all season. However, late in the 1st quarter the 49ers would embark on the first of 3 straight TD drives to seize the game's momentum. The first of those TDs came on 3rd-n-3 from the AZ30 when QB Jimmy Garoppolo hit TE George Kittle crossing the middle, and he took it to the end zone. San Fran's next possession saw Garoppolo complete 3 passes to WR Emmanuel Sanders that accounted for 54 of the drive's 76 yards. The scoring play was a 7-yard pass to WR Kendrick Bourne that made it 14-0. Just before intermission, SF drove to the AZ1 where they faced a 4th-n-goal and decided to go for it. The Cardinals defense appeared to stuff a 49ers run play, but AZ had called a timeout just before the snap. On the re-do, Garoppolo fired a quick pass to Sanders that he took into the end zone to give San Fran a 21-7 halftime lead.

A 3rd down LB Chandler Jones sack of Garoppolo halted SF's 1st drive of the 3rd quarter, and on the Cards 1st possession, they went up tempo. Murray completed 4 of 5 passes for 64 yards and ran twice for 13; he ended the 7-play, 83-yard drive with a 9-yard scoring strike to fellow rookie WR KeeSean Johnson that made it 21-14. The Cards recovered an apparent 49ers fumble on the 2nd play of the ensuing drive, but the call on the field was reversed by replay. Five plays later, Garoppolo found WR Dante Pettis in the back of the end zone to put San Fran up 14 with 5:55 left in the 3rd. A 36-yard K Zane Gonzalez FG capped a 13-play, 75-yard Arizona drive and made it 28-17 with 9:24 remaining in the game. After forcing a SF punt, the Cards took over at their own 10 with 4:53 to play. On the drive's 2nd play, Murray hit rookie WR Andy Isabella with a 20-yard pass that he took the distance for an 88-yard TD; a Murray-to-Drake pass on the 2-point try made it a 3-point game with 4:53 remaining. After that, though, the AZ defense could not get the Niners off the field as they converted three straight 3rd downs (needing 11, 3, 9), and that allowed them to kneel the game away.

Scoring Drives

TEAM	QTR	TIME	SCORING PLAY	SF	ARI
Cardinals	1	12:11	K.Drake 4 yd. run (Z.Gonzalez kick) (6-71, 2:49)	0	7
49ers	1	00:04	G.Kittle 30 yd. pass from J.Garoppolo (R.Gould kick) (8-59, 4:26)	7	7
49ers	2	08:58	K.Bourne 7 yd. pass from J.Garoppolo (R.Gould kick) (7-76, 3:30)	14	7
49ers	2	00:00	E.Sanders 1 yd. pass from J.Garoppolo (R.Gould kick) (13-80, 4:58)	21	7
Cardinals	3	09:01	K.Johnson 9 yd. pass from K.Murray (Z.Gonzalez kick) (7-83, 2:41)	21	14
49ers	3	09:55	D.Pettis 21 yd. pass from J.Garoppolo (R.Gould kick) (7-75, 3:06)	28	14
Cardinals	4	09:24	Z.Gonzalez 36 yd. Field Goal (13-75, 6:37)	28	19
Cardinals	4	04:53	A.Isabella 88 yd. pass from K.Murray (K.Murray-K.Drake pass) (2-90, 0:35)	28	25

San Francisco 49ers

PASSING	ATT	CP	YDS	SK/YD	TD	LG	INT	RTG
Jimmy Garoppolo	37	28	317	1/7	4	32	0	136.9
TOTAL	37	28	317	1/7	4	32	0	136.9
RUSHING	ATT	YDS	AVG	LG	TD			
Matt Breida	15	78	5.2	31	0			
Tevin Coleman	12	23	1.9	8	0			
Jimmy Garoppolo	3	2	0.7	4	0			
Raheem Mostert	1	-2	-2.0	-2	0			
TOTAL	31	101	3.3	31	0			
RECEIVING	NO	YDS	AVG	LG	TD			
Emmanuel Sanders	7	112	16.0	32	1			
George Kittle	6	79	13.2	30t	1			
Deebo Samuel	4	40	10.0	17	0			
Ross Dwelley	4	29	7.3	11	0			
Matt Breida	2	14	7.0	9	0			
Tevin Coleman	2	13	6.5	9	0			
Dante Pettis	1	21	21.0	21t	1			
Jeff Wilson Jr.	1	2	2.0	2	0			
Kendrick Bourne	1	7	7.0	7t	1			
TOTAL	28	317	11.3	32	4			
TOP DEFENSE	TOT	SOLO	AST	SCK	YDS	INT		
Fred Warner	9	4	5	0.0	0.0	0		
Jimmie Ward	6	5	1	0.0	0.0	0		
Emmanuel Moseley	5	4	1	0.0	0.0	0		

FIELD GOALS	FGA/FGM	PERCENT	RESULTS
No Field Goals			

Arizona Cardinals

PASSING	ATT	CP	YDS	SK/YD	TD	LG	INT	RTG
Kyler Murray	24	17	241	3/37	2	88	0	130.7
TOTAL	24	17	241	3/37	2	88	0	130.7
RUSHING	ATT	YDS	AVG	LG	TD			
Kenyan Drake	15	110	7.3	36	1			
Kyler Murray	5	34	6.8	21	0			
Christian Kirk	1	8	8.0	8	0			
Alfred Morris	1	4	4.0	4	0			
Zach Zenner	1	-3	-3.0	-3	0			
TOTAL	23	153	6.7	36	1			
RECEIVING	NO	YDS	AVG	LG	TD			
Kenyan Drake	4	52	13.0	21	0			
Larry Fitzgerald	4	38	9.5	20	0			
Christian Kirk	2	8	4.0	5	0			
KeeSean Johnson	2	22	11.0	13	1			
Pharoah Cooper	2	15	7.5	9	0			
Andy Isabella	1	88	88.0	88t	1			
Charles Clay	1	6	6.0	6	0			
Maxx Williams	1	12	12.0	12	0			
TOTAL	17	241	14.2	88	2			
TOP DEFENSE	TOT	SOLO	AST	SCK	YDS	INT		
Budda Baker	13	11	2	0.0	0.0	0		
Jordan Hicks	11	8	3	0.0	0.0	0		
Joe Walker	9	6	3	0.0	0.0	0		

FIELD GOALS	FGA/FGM	PERCENT	RESULTS
Zane Gonzalez	1-1	100.0	(36)
TOTAL	1-1	100.0	

Team Statistics

First Downs	21
Total Net Yards	411
Rushes/Net Yards	31/101
Net Passing	310
Pass Attempts/Completions	37/28
Had Intercepted	0
Sacked/Yards Lost	1/7
Punts/Average	5/46.2
Penalties/Yards	8/75
Fumbles/Lost	0/0
Possession Time	34:31

49ers

21
411
31/101
310
37/28
0
1/7
5/46.2
8/75
0/0
34:31

Cardinals

19
357
23/153
204
24/17
0
3/37
5/50.6
9/65
0/0
25:29



27

WEEK 10

Arizona Cardinals 27, Tampa Bay Buccaneers 30
40,038 ■ Raymond James Stadium ■ Nov 10, 2019



30

Arizona Cardinals	3	10	7	7	—	27
Tampa Bay Buccaneers	7	10	3	10	—	30

Recap

The Cardinals headed to Tampa for a Week 10 showdown against a Bucs team led by former Cards head coach Bruce Arians and a host of other familiar faces on its staff and roster. It was an entertaining back-and-forth affair that featured 5 total lead changes, but ultimately the Bucs made the timely plays to earn the 30-27 win. The game's ending was not without controversy. Tampa trailed by 4 and was at the AZ13 at the 2:00 warning when QB Jameis Winston's pass intended for WR Mike Evans at the goal line fell incomplete setting up a 3rd-n-10. But before the next snap, the replay booth interrupted for a review of the play, and for the 1st time ever, a defensive pass interference penalty was added via booth-initiated replay. That set up RB Peyton Barber's 1-yard TD run that put Tampa up 30-27 with 1:43 left. The Cards would pick up one 1st down on the next drive but faced a 3rd-n-20 from the AZ38 with just 10 seconds left. On that play, QB Kyle Murray lofted a pass to WR Pharoah Cooper who was interfered with by CB Jamel Dean at the TB19. However, no flag was dropped, and this time the replay booth chose not to intervene. Instead of a game-tying FG attempt on an untimed down, the game ended. With the win, Tampa improved to 3-6 while AZ fell to 3-6-1.

Momentum shifted throughout the contest, and the Cards grabbed it first when rookie CB Byron Murphy picked off Winston on the game's 3rd play. That set Arizona up at the TB37 leading to a 37-yard K Zane Gonzalez FG. The Bucs answered with an 11-play, 60-yard drive and took the lead on RB Ronald Jones' 7-yard run. On the ensuing drive, Gonzalez cut it to 7-6 with a 54-yard FG early in the 2nd, but a short time later, Tampa's Matt Gay hit a 30-yarder that made it 10-6 Bucs. With 4 minutes to go before halftime, AZ took over at its own 4, and on the 1st play, Murray ran for 32 yards. With 1:20 to play, they faced a 4th-n-5 from the TB44 but picked it up when WR Larry Fitzgerald made a remarkable 1-handed grab for 11 yards and a 1st down. Two plays later, Murray connected with WR Christian Kirk on a 33-yard scoring strike that put AZ up 13-10 with 63 seconds left before intermission. That would be enough time for the Bucs to go 75 yards in 7 plays and re-claim the lead when Winston tossed a 10-yard TD pass to TE O.J. Howard.

The Cards opened the 2nd half with a 55-yard catch and run by WR Andy Isabella to the TB32 and soon faced a 4th-n-1 at the 23. They appeared to have it when TE Maxx Williams was wide open, but he lost the Murray pass in the Florida sun. Another Gay FG (45 yards) made it 20-13 but not for long. Half a minute later, Murray & Kirk connected deep down the right sideline for a 69-yard game-tying strike. Momentum stayed with AZ late in the 3rd when S Budda Baker tipped a Winston pass that LB Jordan Hicks INT'd at the TB20. However, 2 plays later RB David Johnson fumbled it back, and the game remained tied thru 3 quarters. After Gay's 41-yard FG made it 23-20 with 9:44 remaining, it appeared the Bucs would get the ball back on a Cardinals punt. But on 4th-n-10 from their own 36, the Cards faked it with P Andy Lee completing a 26-yard pass to Cooper. That enabled Kirk to haul in his 3rd TD catch of the day, a 15-yarder from Murray that put AZ up 27-23 midway thru the 4th. Baker then recovered a Jones fumble to end the next Tampa drive and the Cards would march to the Bucs 15. On 2nd-n-10 from there, Murray threw his 1st INT in 211 attempts (an NFL rookie record) and Tampa took over at its own 8 with 3:40 left and down 4. They would march to the AZ red zone where the series of officiating decisions described above helped seal the game's fate.

Scoring Drives

TEAM	QTR	TIME	SCORING PLAY	ARI	TB
Cardinals	1	11:13	Z.Gonzalez 37 yd. Field Goal (7-18, 2:28)	3	1
Buccaneers	1	03:42	R.Jones 7 yd. run (M.Gay kick) (11-60, 7:31)	3	7
Cardinals	2	14:14	Z.Gonzalez 54 yd. Field Goal (11-39, 4:28)	6	7
Buccaneers	2	08:53	M.Gay 30 yd. Field Goal (12-63, 5:21)	7	10
Cardinals	2	01:03	C.Kirk 33 yd. pass from K.Murray (Z.Gonzalez kick) (9-96, 3:11)	13	10
Buccaneers	3	00:08	O.Howard 10 yd. pass from J.Winston (M.Gay kick) (7-75, 0:55)	13	17
Buccaneers	3	08:37	M.Gay 45 yd. Field Goal (9-49, 4:31)	14	20
Cardinals	3	08:10	C.Kirk 69 yd. pass from K.Murray (Z.Gonzalez kick) (2-75, 0:27)	20	20
Buccaneers	4	09:44	M.Gay 41 yd. Field Goal (12-66, 6:30)	21	23
Cardinals	4	07:22	C.Kirk 15 yd. pass from K.Murray (Z.Gonzalez kick) (8-75, 2:22)	27	23
Buccaneers	4	01:43	P.Barber 1 yd. run (M.Gay kick) (6-92, 1:57)	27	30

Arizona Cardinals

PASSING	ATT	CP	YDS	SK/YD	TD	LG	INT	RTG
Kyler Murray	44	27	324	2/8	3	69	1	97.2
Andy Lee	1	1	26	0/0	0	26	0	118.8
TOTAL	45	28	350	2/8	3	69	1	99.3

RUSHING	ATT	YDS	AVG	LG	TD
Kyler Murray	3	38	12.7	32	0
Kenyan Drake	10	35	3.5	17	0
David Johnson	5	2	0.4	5	0
TOTAL	18	75	4.2	32	0

RECEIVING	NO	YDS	AVG	LG	TD
Larry Fitzgerald	8	71	8.9	24	0
Christian Kirk	6	138	23.0	69t	3
Kenyan Drake	6	6	1.0	4	0
Andy Isabella	3	78	26.0	55	0
Pharoah Cooper	2	29	14.5	26	0
Charles Clay	1	5	5.0	5	0
David Johnson	1	8	8.0	8	0
Maxx Williams	1	15	15.0	15	0
TOTAL	28	350	12.5	69	3

TOP DEFENSE	TOT	SOLO	AST	SCK	YDS	INT
Budda Baker	11	9	2	0.0	0.0	0
Jordan Hicks	10	8	2	0.0	0.0	1
Haason Reddick	8	5	3	0.0	0.0	0

FIELD GOALS	FGA/FGM	PERCENT	RESULTS
Zane Gonzalez	2-2	100.0	(37, 54)
TOTAL	2-2	100.0	

Tampa Bay Buccaneers

PASSING	ATT	CP	YDS	SK/YD	TD	LG	INT	RTG
Jameis Winston	48	30	358	4/19	1	49	2	74.8
TOTAL	48	30	358	4/19	1	49	2	74.8

RUSHING	ATT	YDS	AVG	LG	TD
Peyton Barber	11	43	3.9	17	1
Jameis Winston	3	40	13.3	26	0
Ronald Jones II	11	29	2.6	11	1
T.J. Logan	1	6	6.0	6	0
TOTAL	26	118	4.5	26	2

RECEIVING	NO	YDS	AVG	LG	TD
Ronald Jones II	8	77	9.6	17	0
Chris Godwin	6	74	12.3	49	0
Mike Evans	4	82	20.5	27	0
O.J. Howard	4	47	11.8	26	1
Dare Ogunbowale	3	24	8.0	11	0
Breshad Perriman	2	17	8.5	11	0
Scotty Miller	2	33	16.5	28	0
Peyton Barber	1	4	4.0	4	0
TOTAL	30	358	11.9	49	1

TOP DEFENSE	TOT	SOLO	AST	SCK	YDS	INT
Lavonte David	8	6	2	0.0	0.0	0
M.J. Stewart	8	6	2	0.0	0.0	0
Devin White	6	3	3	0.0	0.0	0

FIELD GOALS	FGA/FGM	PERCENT	RESULTS
Matt Gay	3-3	100.0	(30, 45, 41)
TOTAL	3-3	100.0	

Team Statistics

First Downs	
Total Net Yards	
Rushes/Net Yards	
Net Passing	
Pass Attempts/Completions	
Had Intercepted	
Sacked/Yards Lost	
Punts/Average	
Penalties/Yards	
Fumbles/Lost	
Possession Time	

Cardinals Buccaneers

20	26
417	457
18/75	26/118
342	339
45/28	48/30
1	2
2/8	4/19
3/52.7	3/47.3
11/87	9/94
1/1	2/1
23:57	36:03



WEEK 11

Arizona Cardinals 26, San Francisco 49ers 36
69,419 ■ Levi's Stadium ■ Nov 17, 2019



Arizona Cardinals	9	7	3	7	—	26
San Francisco 49ers	0	10	7	19	—	36

Recap

In week 11, the Cardinals headed to Levi's Stadium to face a 49ers team with the NFL's best record (8-1) and defensively ranked #2 in the league in both points allowed (14) and TDs allowed (1.5) per game. Arizona jumped out to an early 16-0 lead, but the Niners scored 17 straight to go up by one early in the 3rd. From there the lead would change hands 4 more times, and the Niners would ultimately walk away with the victory. As he was in the previous meeting against SF 2 weeks earlier, Cards QB Kyler Murray was very sharp, completing 24 of 33 passes for 150 yards with 2 TDs and no INTs while also rushing 8 times for 67 yards with a 22-yard go-ahead TD run with 6:30 to play. It was the 2nd time he finished with a passer rating over 100 vs San Fran, who had not allowed any others all year.

Arizona struck first with a 26-yard K Zane Gonzalez FG on the game-opening drive. Its key play came on 3rd-n-7 from the SF44 when Murray launched a deep pass down the right sideline to WR Christian Kirk who was interfered with by CB Richard Sherman at the 3. While the ball fell to the ground, no penalty flag was thrown by a Walt Anderson-led crew that would go on to call 20 combined penalties the rest of the game. But a Kliff Kingsbury challenge led to a rare reversal from NY and that set the Cards up at the 3. Their next drive saw Murray complete 7-8 passes including a 5-yard TD to WR Larry Fitzgerald. San Fran's biggest early gain came on its next drive when a 28-yard DPI penalty moved it to the AZ45, but the Cards turned the 49ers away when they went for it on 4th-n-5 from the AZ40. Arizona went up 16-0 with 9 minutes before halftime when Murray found WR Pharoah Cooper for a 5-yard TD pass; on that drive the rookie QB was 5-5 for 20 yards passing and ran it 3 times for 35 yards. The next play from scrimmage saw WR Richie James catch a short pass from QB Jimmy Garoppolo and take it to the AZ28. That led to a 4-yard TD reception by TE Ross Dweley that made it 16-7. K Chase McLaughlin's 43-yard FG as the half expired made it 16-10 at intermission.

The Niners opened the 2nd half with a 6-play, 84-yard drive and took their first lead of the game on another Dweley TD, this one from 5 yards away. They took that 17-16 advantage further into the 3rd quarter and had it deep in AZ territory; on 3rd-n-12 from the AZ12, LB Jordan Hicks picked off a Garoppolo pass and returned it 48 yards to the SF47. That set up a 43-yard Gonzalez FG that put AZ back up, 19-17. On the next drive, SF moved 75 yards in 10 plays and went back ahead early in the 4th on a 3-yard WR Kendrick Bourne TD reception. The Cards answered with their own lengthy drive, this one a 10-play, 78-yard series that Murray capped with his 22-yard scoring run that made it 26-23 with 6:30 to play. The AZ defense then came up with another takeaway when S Budda Baker deflected a Garoppolo pass and S Jalen Thompson made a diving INT at the SF7. His return set the Cards up at the 25 with 4:22 to go and leading by 3. They could not pick up a 1st down and after the punt, SF took over at its own 25 with 2:12 to go. With :54 left, the Niners faced a 3rd-n-3 from the AZ35. Dweley's catch appeared short of the 1st down but the official's spot proved otherwise and a replay review let the call stand. One play later, Garoppolo threw a short pass to Jeff Wilson out of the backfield and the RB took it 25 yards for the go-ahead score. The final play of the game saw a series of laterals from the Cardinals that resulted in a loose ball that 49ers defensive returned for a score.

Scoring Drives

TEAM	QTR	TIME	SCORING PLAY	ARI	SF
Cardinals	1	10:31	Z. Gonzalez 26 yd. Field Goal (10-67, 4:29)	3	0
Cardinals	1	04:04	L. Fitzgerald 5 yd. pass from K. Murray (kick failed, wl) (11-81, 5:08)	9	0
Cardinals	2	09:03	P. Cooper 5 yd. pass from K. Murray (Z. Gonzalez kick) (9-57, 5:03)	16	0
49ers	2	07:52	R. Dweley 4 yd. pass from J. Garoppolo (C. McLaughlin kick) (5-75, 1:11)	16	7
49ers	2	00:00	C. McLaughlin 43 yd. Field Goal (11-55, 4:46)	16	11
49ers	3	11:07	R. Dweley 5 yd. pass from J. Garoppolo (C. McLaughlin kick) (6-84, 3:53)	16	17
Cardinals	3	02:54	Z. Gonzalez 43 yd. Field Goal (7-22, 2:25)	19	17
49ers	4	12:14	K. Bourne 2 yd. pass from J. Garoppolo (pass failed) (10-75, 5:40)	19	23
Cardinals	4	06:30	K. Murray 22 yd. run (Z. Gonzalez kick) (10-78, 5:44)	26	23
49ers	4	00:31	J. Wilson 25 yd. pass from J. Garoppolo (C. McLaughlin kick) (8-65, 1:41)	26	30
49ers	4	00:00	D. Reed Jr. 5 yd. fumble return	26	36

Arizona Cardinals

PASSING	ATT	CP	YDS	SK/YD	TD	LG	INT	RTG
Kyler Murray	33	24	150	4/19	2	23	0	101.8
TOTAL	33	24	150	4/19	2	23	0	101.8
RUSHING	ATT	YDS	AVG	LG	TD			
Kenyan Drake	16	67	4.2	12	0			
Kyler Murray	8	67	8.4	22t	1			
Christian Kirk	1	1	1.0	1	0			
TOTAL	25	135	5.4	22	1			
RECEIVING	NO	YDS	AVG	LG	TD			
Christian Kirk	6	41	6.8	11	0			
Kenyan Drake	6	13	2.2	9	0			
Larry Fitzgerald	5	37	7.4	12	1			
Pharoah Cooper	3	35	11.7	23	1			
KeeSean Johnson	2	14	7.0	9	0			
Andy Isabella	1	6	6.0	6	0			
Darrell Daniels	1	4	4.0	4	0			
TOTAL	24	150	6.3	23	2			
TOP DEFENSE	TOT	SOLO	AST	SCK	YDS	INT		
Budda Baker	14	12	2	0.0	0.0	0		
Jordan Hicks	10	10	0	1.0	9.0	1		
Jalen Thompson	6	4	2	0.0	0.0	1		
FIELD GOALS	FGA/FGM	PERCENT	RESULTS					
Zane Gonzalez	2-2	100.0	(26, 43)					
TOTAL	2-2	100.0						

San Francisco 49ers

PASSING	ATT	CP	YDS	SK/YD	TD	LG	INT	RTG
Jimmy Garoppolo	45	34	424	2/16	4	57	2	115.4
TOTAL	45	34	424	2/16	4	57	2	115.4
RUSHING	ATT	YDS	AVG	LG	TD			
Tevin Coleman	12	14	1.2	4	0			
Raheem Mostert	6	13	2.2	6	0			
Jimmy Garoppolo	1	7	7.0	7	0			
TOTAL	19	34	1.8	7	0			
RECEIVING	NO	YDS	AVG	LG	TD			
Deebo Samuel	8	134	16.8	26	0			
Kyle Juszczyk	7	63	9.0	19	0			
Kendrick Bourne	4	31	7.8	19	1			
Ross Dwelley	4	14	3.5	5t	2			
Emmanuel Sanders	3	33	11.0	14	0			
Tevin Coleman	3	48	16.0	37	0			
Raheem Mostert	2	14	7.0	8	0			
Jeff Wilson Jr.	1	25	25.0	25t	1			
Marquise Goodwin	1	5	5.0	5	0			
Richie James Jr.	1	57	57.0	57	0			
TOTAL	34	424	12.5	57	4			
TOP DEFENSE	TOT	SOLO	AST	SCK	YDS	INT		
Fred Warner	12	9	3	0.0	0.0	0		
Dre Greenlaw	10	8	2	0.0	0.0	0		
Jimmie Ward	6	5	1	1.0	0.0	0		
FIELD GOALS	FGA/FGM	PERCENT	RESULTS					
Chase McLaughlin	1-1	100.0	(43)					
TOTAL	1-1	100.0						

Team Statistics

First Downs	21
Total Net Yards	266
Rushes/Net Yards	25/135
Net Passing	131
Pass Attempts/Completions	33/24
Had Intercepted	0
Sacked/Yards Lost	4/19
Punts/Average	4/50.5
Penalties/Yards	10/104
Fumbles/Lost	2/2
Possession Time	31:23

Cardinals

First Downs	21
Total Net Yards	266
Rushes/Net Yards	25/135
Net Passing	131
Pass Attempts/Completions	33/24
Had Intercepted	0
Sacked/Yards Lost	4/19
Punts/Average	4/50.5
Penalties/Yards	10/104
Fumbles/Lost	2/2
Possession Time	31:23

49ers

First Downs	26
Total Net Yards	442
Rushes/Net Yards	19/34
Net Passing	408
Pass Attempts/Completions	45/34
Had Intercepted	2
Sacked/Yards Lost	2/16
Punts/Average	2/50.5
Penalties/Yards	10/127
Fumbles/Lost	0/0
Possession Time	28:37



WEEK 13

Los Angeles Rams 34, Arizona Cardinals 7

60,944 ■ State Farm Stadium ■ Dec 1, 2019

Los Angeles Rams	3	17	14	0	—	34
Arizona Cardinals	0	0	0	7	—	7

Recap

On the 1st of December, the Cards & Rams squared off at State Farm Stadium for their first meeting of the 2019 regular season. Arizona was coming off its bye week while the Rams had a short turnaround after suffering a 45-6 home loss to the Ravens on Monday night. Nonetheless it was Los Angeles that took control of the game early and recorded a decisive 34-7 victory that upped its record to 7-5. The loss dropped the Cards to 3-8-1 and was the their 5th straight setback.

The Rams got the ball to start the contest and never looked back. Their initial drive went 66 yards in 11 plays and ended with K Greg Zuerlein's 27-yard FG that made it 3-0. After a 3-n-out, the Rams were in position for more points, but Zuerlein's 41-yard try was wide left. Arizona then moved to the LA41 on the ensuing series, but a sack killed the drive and forced a punt. The Rams then went 81 yards in 10 plays and went up 10-0 early in the 2nd when QB Jared Goff hit TE Tyler Higbee with a 2-yard TD pass. Before the quarter ended, they would score 10 more points by way of a 1-yard RB Todd Gurley TD run and a 33-yard Zuerlein FG as the half expired. Los Angeles led 20-0 on the scoreboard and just as decisively in most key statistical categories: 21-3 in 1st downs, 390-63 in total yards and 313-37 in passing yards.

The 2nd half began with more of the same. Following a Cardinals punt, Goff orchestrated a 9-play, 92-yard drive that he capped with an 11-yard scoring pass to WR Cooper Kupp that made it 27-0. Things went from bad to worse on the 2nd play of the next drive when S Taylor Rapp stepped in front of a QB Tyler Murray pass and returned it 31 yards for a defensive score that put LA up 34-0 with 8:28 remaining in the 3rd quarter. The game's only remaining points came with 8:35 to play when Murray ended a 13-play, 80-yard drive with his 15-yard TD run.

Goff finished the game with 424 passing yards. A large chunk of them went to WR Robert Woods who posted career highs with 13 receptions for 172 yards.

Scoring Drives

TEAM	QTR	TIME	SCORING PLAY	LAR	ARI
Rams	1	09:56	G.Zuerlein 27 yd. Field Goal (10-66, 5:04)	4	0
Rams	2	14:17	T.Higbee 2 yd. pass from J.Goff (G.Zuerlein kick) (10-81, 4:02)	10	0
Rams	2	02:41	T.Gurley 1 yd. run (G.Zuerlein kick) (7-82, 3:14)	17	0
Rams	2	00:00	G.Zuerlein 33 yd. Field Goal (11-63, 1:53)	21	0
Rams	3	08:44	C.Kupp 10 yd. pass from J.Goff (G.Zuerlein kick) (9-92, 3:17)	27	0
Rams	3	08:28	T.Rapp 31 yd. interception return (G.Zuerlein kick)	34	0
Cardinals	4	08:35	K.Murray 15 yd. run (Z.Gonzalez kick) (13-80, 5:15)	34	7

Los Angeles Rams

PASSING	ATT	CP	YDS	SK/YD	TD	LG	INT	RTG
Jared Goff	43	32	424	1/10	2	48	0	120.7
Blake Bortles	2	1	3	0/0	0	3	0	56.2
TOTAL	45	33	427	1/10	2	48	0	117.5

RUSHING	ATT	YDS	AVG	LG	TD
Todd Gurley II	19	95	5.0	11	1
Malcolm Brown	6	30	5.0	12	0
Darrell Henderson Jr.	4	17	4.3	13	0
Blake Bortles	1	-10	-10.0	-10	0
TOTAL	30	132	4.4	13	1

RECEIVING	NO	YDS	AVG	LG	TD
Robert Woods	13	172	13.2	48	0
Tyler Higbee	7	107	15.3	26	1
Cooper Kupp	6	65	10.8	27	1
Josh Reynolds	4	39	9.8	20	0
Brandin Cooks	2	24	12.0	28	0
Todd Gurley II	1	20	20.0	20	0
TOTAL	33	427	12.9	48	2

TOP DEFENSE	TOT	SOLO	AST	SCK	YDS	INT
Cory Littleton	8	6	2	1.0	11.0	0
Troy Reeder	6	5	1	0.0	0.0	0
Samson Ebukam	4	2	2	0.0	0.0	0

FIELD GOALS	FGA/FGM	PERCENT	RESULTS
Greg Zuerlein	3-2	66.7	(27) 41WL (33)
TOTAL	3-2	66.7	

Arizona Cardinals

PASSING	ATT	CP	YDS	SK/YD	TD	LG	INT	RTG
Kyler Murray	34	19	163	6/39	0	23	1	56.4
TOTAL	34	19	163	6/39	0	23	1	56.4

RUSHING	ATT	YDS	AVG	LG	TD
Kenyan Drake	13	31	2.4	9	0
Kyler Murray	4	28	7.0	15t	1
David Johnson	4	15	3.8	9	0
TOTAL	21	74	3.5	15	1

RECEIVING	NO	YDS	AVG	LG	TD
Larry Fitzgerald	6	56	9.3	18	0
Pharoah Cooper	4	26	6.5	9	0
Christian Kirk	3	23	7.7	10	0
Charles Clay	2	29	14.5	23	0
David Johnson	2	9	4.5	5	0
Kenyan Drake	2	20	10.0	15	0
TOTAL	19	163	8.6	23	0

TOP DEFENSE	TOT	SOLO	AST	SCK	YDS	INT
Budda Baker	12	9	3	0.0	0.0	0
Jalen Thompson	8	7	1	0.0	0.0	0
Patrick Peterson	8	5	3	0.0	0.0	0

FIELD GOALS	FGA/FGM	PERCENT	RESULTS
No Field Goals	No Field Goals		

Team Statistics

First Downs	
Total Net Yards	
Rushes/Net Yards	
Net Passing	
Pass Attempts/Completions	
Had Intercepted	
Sacked/Yards Lost	
Punts/Average	
Penalties/Yards	
Fumbles/Lost	
Possession Time	

Rams

27
549
30/132
417
45/33
0
1/10
4/41.3
8/81
0/0
34:37

Cardinals

13
198
21/74
124
34/19
1
6/39
7/44.4
2/7
0/0
25:23



WEEK 14

Pittsburgh Steelers 23, Arizona Cardinals 17

63,880 ■ State Farm Stadium ■ Dec 8, 2019



Pittsburgh Steelers	10	3	7	3	—	23
Arizona Cardinals	0	10	0	7	—	17

Recap
In a week 14 home game, the Cardinals faced a Steelers team that was fighting to maintain its hold on a postseason berth. The visitors from Pittsburgh claimed a 10-0 lead after a first quarter that was fairly one-sided. But Arizona came to life in the 2nd quarter during which they would tie it at 10. The Steelers would again build a 10-point lead in the 2nd half but the Cards would cut it to 3 and with 1:42 left, had the ball at their own 25 trailing by just 6. They could not take advantage of the opportunity and lost by a score of 23-17. Led by rookie free agent QB Devlin Hodges and WR Diontae Johnson (85-yard punt return TD and a receiving TD) Pittsburgh improved to 8-5 while Arizona dropped to 3-9-1 and suffered its 6th straight defeat.

On their opening offensive possession of the game, Hodges led the Steelers to the AZ12 where K Chris Boswell's 30-yard FG made it 3-0. The Pittsburgh defense forced a 3-n-out and Johnson took the ensuing P Andy Lee punt 85 yards to make it 10-0. After another AZ 3-n-out, the Steelers took over at their own 34 but on the 1st play LB Tanner Vallejo forced RB Benny Snell to fumble and LB Terrell Suggs recovered at the 34. The Cards would reach the 4 and K Zane Gonzalez's 30-yard FG made it 10-3. Early in the 2nd, Arizona forced the first Steelers punt of the day after which the offense took over at its own 15. QB Kyler Murray led a methodical 12-play, 85-yard drive on which he was 7-8 passing for 58 yards and he ended it with a 5-yard scoring pass to TE Charles Clay. That TD tied the game at 10 with 1:51 left in the 1st half. But Hodges quickly moved the Steelers 56 yards in 8 plays and Boswell's 37-yard FG made it 13-10 at halftime.

After the Steelers' opening possession of the 3rd quarter ended with a punt, the Cards took over at their 39. A 9-yard run by RB Chase Edmonds on a fake punt extended the drive and Murray moved them to the PIT26. But on 2nd-n-5 from there, CB Joe Haden jumped a pass intended for Edmonds and the INT killed the threat. The Steelers then moved 73 yards in 11 plays, the last of which was a 2-yard TD from Hodges to Johnson. Trailing 20-10 early in the 4th, the Cards advanced deep into Pittsburgh territory. Facing a 4th-n-2 at the 6, they opted to go for it but Murray was INT'd in the end zone by LB TJ Watt. On the next drive, Steelers P Jordan Berry tried a fake that was blown up and the Cards took over at their own 32. On 3rd-n-2 from the 24, Murray lofted a pass down the right sideline that RB David Johnson hauled in for a TD that made it 20-17 with 6:44 remaining. It was Murray's 16th TD pass of the season, setting a franchise rookie record. Just before the 2:00 warning the Steelers faced a 3rd-n-13 at the AZ26 when Hodges and Johnson connected on a 17-yard completion to the 9. Boswell's 3rd FG of the game – a 25-yarder – made it 23-17 with 1:42 to play. Down 6 and out of timeouts, the Cards needed to go 75 yards for the win. After a sack, a fumble and an incompletion, Murray's desperation pass on 4th-n-17 from the 18 was picked off by Haden to seal the game.

Scoring Drives

TEAM	QTR	TIME	SCORING PLAY	PIT	ARI
Steelers	1	04:20	C.Boswell 30 yd. Field Goal (13-66, 8:00)	4	0
Steelers	1	02:52	D.Johnson 85 yd. punt return (C.Boswell kick)	10	0
Cardinals	2	11:15	Z.Gonzalez 30 yd. Field Goal (9-22, 4:23)	10	4
Cardinals	2	01:51	C.Clay 5 yd. pass from K.Murray (Z.Gonzalez kick) (12-85, 5:12)	10	10
Steelers	3	00:00	C.Boswell 37 yd. Field Goal (8-56, 1:51)	14	10
Steelers	3	02:00	D.Johnson 2 yd. pass from D.Hodges (C.Boswell kick) (10-73, 6:06)	20	10
Cardinals	4	06:44	D.Johnson 24 yd. pass from K.Murray (Z.Gonzalez kick) (3-32, 1:20)	20	17
Steelers	4	01:42	C.Boswell 25 yd. Field Goal (11-77, 5:02)	23	17

Pittsburgh Steelers

PASSING	ATT	CP	YDS	SK/YD	TD	LG	INT	RTG
Devlin Hodges	19	16	152	3/17	1	22	0	117.5
TOTAL	19	16	152	3/17	1	22	0	117.5
RUSHING	ATT	YDS	AVG	LG	TD			
Benny Snell Jr.	16	41	2.6	9	0			
Kerrith Whyte Jr.	5	41	8.2	13	0			
Devlin Hodges	5	34	6.8	22	0			
Diontae Johnson	1	16	16.0	16	0			
Jaylen Samuels	7	16	2.3	9	0			
Jordan Berry	1	-8	-8.0	-8	0			
TOTAL	35	140	4.0	22	0			
RECEIVING	NO	YDS	AVG	LG	TD			
Diontae Johnson	6	60	10.0	18	1			
James Washington	4	33	8.3	12	0			
Jaylen Samuels	2	18	9.0	18	0			
Deon Cain	1	22	22.0	22	0			
Kerrith Whyte Jr.	1	9	9.0	9	0			
Trey Edmunds	1	7	7.0	7	0			
Vance McDonald	1	3	3.0	3	0			
TOTAL	16	152	9.5	22	1			
TOP DEFENSE	TOT	SOLO	AST	SCK	YDS	INT		
Mark Barron	7	6	1	1.0	5.0	0		
Steven Nelson	7	6	1	0.0	0.0	0		
Terrell Edmunds	7	6	1	0.0	0.0	0		
FIELD GOALS	FGA/FGM		PERCENT		RESULTS			
Chris Boswell	3-3		100.0		(30, 37, 25)			
TOTAL	3-3		100.0					

Arizona Cardinals

PASSING	ATT	CP	YDS	SK/YD	TD	LG	INT	RTG
Kyler Murray	30	20	194	5/29	2	31	3	67.2
TOTAL	30	20	194	5/29	2	31	3	67.2
RUSHING	ATT	YDS	AVG	LG	TD			
Kenyan Drake	11	37	3.4	10	0			
David Johnson	3	19	6.3	9	0			
Chase Edmonds	1	9	9.0	9	0			
Christian Kirk	1	4	4.0	4	0			
Kyler Murray	6	2	0.3	8	0			
TOTAL	22	71	3.2	10	0			
RECEIVING	NO	YDS	AVG	LG	TD			
Christian Kirk	8	85	10.6	31	0			
Kenyan Drake	3	30	10.0	18	0			
Larry Fitzgerald	3	20	6.7	9	0			
David Johnson	2	34	17.0	24t	1			
Andy Isabella	1	5	5.0	5	0			
Charles Clay	1	5	5.0	5t	1			
Damiere Byrd	1	10	10.0	10	0			
Pharoah Cooper	1	5	5.0	5	0			
TOTAL	20	194	9.7	31	2			
TOP DEFENSE	TOT	SOLO	AST	SCK	YDS	INT		
Budda Baker	9	7	2	0.0	0.0	0		
Joe Walker	7	4	3	0.0	0.0	0		
Jordan Hicks	6	5	1	0.0	0.0	0		
FIELD GOALS	FGA/FGM		PERCENT		RESULTS			
Zane Gonzalez	1-1		100.0		(30)			
TOTAL	1-1		100.0					

Team Statistics

First Downs	
Total Net Yards	
Rushes/Net Yards	
Net Passing	
Pass Attempts/Completions	
Had Intercepted	
Sacked/Yards Lost	
Punts/Average	
Penalties/Yards	
Fumbles/Lost	
Possession Time	

Steelers

20
275
35/140
135
19/16
0
3/17
2/48.0
4/20
3/2
31:54

Cardinals

17
236
22/71
165
30/20
3
5/29
3/54.7
7/75
1/0
28:06



WEEK 15

Cleveland Browns 24, Arizona Cardinals 38

63,345 ■ State Farm Stadium ■ Dec 15, 2019



Cleveland Browns	0	10	7	7	—	24
Arizona Cardinals	7	14	7	10	—	38

Recap

The Cardinals closed the home portion of their regular season schedule with a Week 15 win over the Browns. RB Kenyan Drake ran for a career-high 137 yards and 4 TDs while Arizona racked up 226 overall on the ground. The game featured a QB match-up of former Oklahoma teammates who were the most-recent Heisman Trophy winners and NFL #1 overall picks in Kyler Murray and Baker Mayfield. The Cards rookie was particularly impressive completing 19 of 25 passes for 219 yards and a score while adding 56 yards on the ground. In 5 red zone trips, Arizona's offense produced 4 TDs and a FG.

The Cards opened the game with an impressive 10-play, 90-yard drive that Drake's 5-yard TD ended. Murray was 5-5 passing for 52 yards and WR Larry Fitzgerald hauled in 3 of them for 42 yards. The ensuing Browns drive saw them march to the AZ 20 but on 1st-n-10 from there, CB Patrick Peterson picked a Mayfield pass in the end zone. Late in the opening quarter, a LB Chandler Jones sack helped end another Browns possession with a punt. On the 1st play of the next drive, Murray ran for 35 yards to the CLE32 to spark a 6-play, 67-yard drive that ended with a 1-yard Drake TD run. Down 14-0, the Browns turned to RB Nick Chubb who entered the game as the league's leading rusher. He gained 59 yards when they handed it to him on 5 straight plays, the last of which was a 33-yard TD run that made it 14-7. Cleveland's next series began at the AZ28 after a LB Mack Wilson INT off Murray; it led to a 44-yard Austin Seibert FG that trimmed the AZ lead to 14-10 with 4:33 to play in the 1st half. From there, the Cards embarked on a lengthy (11-87-4:08) drive that ended when recently acquired TE Dan Arnold came down with a Murray pass in the back corner of the end zone. At halftime, AZ led 21-10 and had gained 299 total yards of offense, 145 on the ground.

The Browns cut it to 21-17 with a TD on the 2nd half's opening drive that spanned 75 yards in 11 plays and ended with Mayfield's 2-yard scoring pass to TE Ricky Seals-Jones. Late in the quarter, the Cards advanced to the CLE22 and Murray's 3rd-n-2 pass to WR Christian Kirk fell incomplete in the end zone. AZ challenged for pass interference and a replay reversal set the Cards up at the 1. From there, Drake punched it in for his 3rd score of the day and AZ led 28-17. With 12:09 to play, Cleveland trailed by 11 and faced a 4th-n-3 at the AZ27 but opted for a FG try rather than go for it. The score remained unchanged when Seibert's 45-yard try was wide left. Thanks to a heavy dose of Drake runs, the Cards moved to the CLE17 and on 2nd-n-1 from there, Drake ran it in for his 4th score of the day that made it 35-17. On the next play from scrimmage, Seals-Jones fumbled after a reception and S Jalen Thompson recovered. That set AZ up at the CLE30 and Zane Gonzalez's 21-yard FG made it 38-17 with 5:18 left. A late Browns TD provided the game's final points.

Scoring Drives

TEAM	QTR	TIME	SCORING PLAY	CLE	ARI
Cardinals	1	10:09	K. Drake 5 yd. run (Z. Gonzalez kick) (10-90, 4:51)	0	7
Cardinals	2	12:02	K. Drake 1 yd. run (Z. Gonzalez kick) (6-67, 3:18)	0	14
Browns	2	07:50	N. Chubb 33 yd. run (A. Seibert kick) (7-83, 4:12)	7	14
Browns	2	04:33	A. Seibert 44 yd. Field Goal (4-2, 2:12)	10	15
Cardinals	2	00:25	D. Arnold 6 yd. pass from K. Murray (Z. Gonzalez kick) (11-87, 4:08)	10	21
Browns	3	08:54	R. Seals-Jones 2 yd. pass from B. Mayfield (A. Seibert kick) (11-75, 6:06)	17	21
Cardinals	3	01:40	K. Drake 1 yd. run (Z. Gonzalez kick) (6-61, 3:06)	17	28
Cardinals	4	07:25	K. Drake 17 yd. run (Z. Gonzalez kick) (8-65, 4:40)	17	35
Cardinals	4	05:18	Z. Gonzalez 21 yd. Field Goal (6-27, 1:55)	18	38
Browns	4	01:21	R. Seals-Jones 1 yd. pass from B. Mayfield (A. Seibert kick) (19-91, 3:57)	24	38

Cleveland Browns

PASSING	ATT	CP	YDS	SK/YD	TD	LG	INT	RTG
Baker Mayfield	43	30	247	1/6	2	26	1	90.0
TOTAL	43	30	247	1/6	2	26	1	90.0
RUSHING	ATT	YDS	AVG	LG	TD			
Nick Chubb	17	127	7.5	33t	1			
Kareem Hunt	4	14	3.5	6	0			
Baker Mayfield	2	11	5.5	7	0			
TOTAL	23	152	6.6	33	1			
RECEIVING	NO	YDS	AVG	LG	TD			
Kareem Hunt	8	62	7.8	16	0			
Odell Beckham Jr.	8	66	8.3	17	0			
Jarvis Landry	5	23	4.6	10	0			
Nick Chubb	3	21	7.0	17	0			
Ricky Seals-Jones	3	29	9.7	26	2			
Damion Ratley	2	33	16.5	21	0			
Demetrius Harris	1	13	13.0	13	0			
TOTAL	30	247	8.2	26	2			
TOP DEFENSE	TOT	SOLO	AST	SCK	YDS	INT		
Greedy Williams	9	7	2	0.0	0.0	0		
Damarious Randall	8	7	1	0.0	0.0	0		
Mack Wilson	7	6	1	0.0	0.0	1		
FIELD GOALS	FGA/FGM	PERCENT	RESULTS					
Austin Seibert	2-1	50.0	(44) 45WL					
TOTAL	2-1	50.0						

Arizona Cardinals

PASSING	ATT	CP	YDS	SK/YD	TD	LG	INT	RTG
Kyler Murray	25	19	219	0/0	1	51	1	98.6
TOTAL	25	19	219	0/0	1	51	1	98.6
RUSHING	ATT	YDS	AVG	LG	TD			
Kenyan Drake	22	137	6.2	21	4			
Kyler Murray	8	56	7.0	35	0			
Christian Kirk	1	28	28.0	28	0			
David Johnson	3	6	2.0	5	0			
Andy Isabella	1	-1	-1.0	-1	0			
TOTAL	35	226	6.5	35	4			
RECEIVING	NO	YDS	AVG	LG	TD			
Damiere Byrd	6	86	14.3	51	0			
Christian Kirk	4	33	8.3	15	0			
Larry Fitzgerald	3	42	14.0	16	0			
Andy Isabella	1	4	4.0	4	0			
Charles Clay	1	18	18.0	18	0			
Dan Arnold	1	6	6.0	6t	1			
Kenyan Drake	1	9	9.0	9	0			
Maxx Williams	1	4	4.0	4	0			
Pharoah Cooper	1	17	17.0	17	0			
TOTAL	19	219	11.5	51	1			
TOP DEFENSE	TOT	SOLO	AST	SCK	YDS	INT		
Jordan Hicks	10	9	1	0.0	0.0	0		
Joe Walker	8	6	2	0.0	0.0	0		
Budda Baker	7	5	2	0.0	0.0	0		
FIELD GOALS	FGA/FGM	PERCENT	RESULTS					
Zane Gonzalez	1-1	100.0	(21)					
TOTAL	1-1	100.0						

Team Statistics

First Downs	25	26
Total Net Yards	393	445
Rushes/Net Yards	23/152	35/226
Net Passing	241	219
Pass Attempts/Completions	43/30	25/19
Had Intercepted	1	1
Sacked/Yards Lost	1/6	0/0
Punts/Average	2/41.5	2/39.5
Penalties/Yards	6/55	5/34
Fumbles/Lost	1/1	0/0
Possession Time	30:49	29:11

Browns

Cardinals

2019 SEASON REVIEW



27

WEEK 16

Arizona Cardinals 27, Seattle Seahawks 13
69,022 CenturyLink Field Dec 22, 2019



13

Arizona Cardinals	7	10	3	7	—	27
Seattle Seahawks	7	0	0	6	—	13

Recap

In week 16 at Seattle, few gave the Cardinals much of a chance against the #1 seed Seahawks who boasted an 11-3 record and had won 6 of their last 7. The game's start certainly seemed to validate that opinion. After AZ went 3-n-out, Seattle moved 89 yards in 9 plays on its opening drive and capped it with QB Russell Wilson's 3-yard TD pass to FB Nick Bellore. However, the script flipped quickly on the next play from scrimmage when RB Kenyan Drake ran off right tackle and sprinted 80 yards untouched down the sideline to tie the game at 7. From there the game turned decisively defensive, especially for AZ; while SEA's 1st drive gained 89 yards and led to a TD, its next 12 would produce just 135 (43 rushing, 92 passing) and 2 FGs. The biggest star of that effort was Pro Bowl LB Chandler Jones who would tally 2 forced fumbles & take down Russell Wilson 4 times, taking his season sack total to a club record and NFL-best 19. With 4:16 to go in the half, the Cards took the lead on a drive that saw QB Kyle Murray pick-up 27 yards on back-to-back runs and then improvise on a scramble by flipping it near the line of scrimmage to WR Larry Fitzgerald who ran 21 yards for a TD. A few minutes later, the two connected on a 4-yard toss that was ruled a TD on the field but was overturned by Al Riveron and company in NY. Instead K Zane Gonzalez's 22-yard FG made it 17-7 at the half.

Early in the 3rd quarter, WR David Moore picked up 21 yards to the AZ45 but he was tracked down by Jones who forced a fumble that LB Jordan Hicks recovered at the AZ36. Murray led the offense to the SEA31 and on a 3rd-n-12 run from there the Cards QB scrambled for 4 yards. The play set up a 46-yard Gonzalez FG that made it 20-7 but on it, Murray tweaked his hamstring and was forced from the game. Veteran QB Brett Hundley came on in relief and on his 2nd series guided the Cards into position for a 45-yard FG try. The attempt was blocked by Rasheem Green and returned 46 yards by Marquise Blair. The Seahawks took over at the AZ16 down 13 but the Cards D stiffened, allowing just 4 yards. K Jason Myers' 30-yarder made it 20-10 and his 51-yarder on the next series made it 20-13 with 10:02 left. The pressure was mounting on the Cards offense and Hundley delivered. A 28-yard ad lib completion to TE Maxx Williams took it to midfield on the 1st play of the next drive. On 3rd-n-2 from the SEA32, Hundley scrambled for 14 and on the next play ran for another 6. On 2nd-n-11 from the 15, Hundley deftly scrambled again, picking up 12 to the 3. A play later Drake ran it in off the right side to put AZ up 27-13 with 4:18 left. On the 3rd play of the ensuing SEA drive, Jones came untouched off the edge and sacked Wilson for the 4th time, forcing a fumble. The Seahawks recovered the ball but could not recover from the 18-yard loss and would turn it over on downs. A 6-yard Drake run on 3rd-n-5 put AZ in position to kneel the game away. Drake finished the game with a career-high 166 rushing yards as well as 2 TDs while as a team the Cards ran for 253. It was the Cardinals' 8th all-time win at CenturyLink Field – twice as many as any other visiting team – and their 4th in the last 5 trips there.

Scoring Drives

TEAM	QTR	TIME	SCORING PLAY	ARI	SEA
Seahawks	1	08:50	N.Bellore 3 yd. pass from R.Wilson (J.Myers kick) (9-89, 4:37)	0	7
Cardinals	1	08:33	K.Drake 80 yd. run (Z.Gonzalez kick) (1-80, 0:17)	7	7
Cardinals	2	04:16	L.Fitzgerald 21 yd. pass from K.Murray (Z.Gonzalez kick) (5-54, 2:41)	14	7
Cardinals	2	00:22	Z.Gonzalez 22 yd. Field Goal (11-51, 2:04)	17	7
Cardinals	3	11:36	Z.Gonzalez 46 yd. Field Goal (6-37, 2:25)	20	7
Seahawks	4	14:56	J.Myers 30 yd. Field Goal (4-4, 1:12)	20	10
Seahawks	4	10:02	J.Myers 51 yd. Field Goal (8-42, 2:02)	21	13
Cardinals	4	04:18	K.Drake 3 yd. run (Z.Gonzalez kick) (9-78, 5:44)	27	13

Arizona Cardinals

PASSING	ATT	CP	YDS	SK/YD	TD	LG	INT	RTG
Kyle Murray	18	11	118	1/1	1	21	0	98.8
Brett Hundley	9	4	49	1/7	0	28	0	61.8
TOTAL	27	15	167	2/8	1	28	0	86.5

RUSHING	ATT	YDS	AVG	LG	TD
Kenyan Drake	24	166	6.9	80t	2
Kyle Murray	6	40	6.7	17	0
Brett Hundley	6	35	5.8	14	0
Christian Kirk	2	9	4.5	8	0
David Johnson	2	3	1.5	2	0
TOTAL	40	253	6.3	80	2

RECEIVING	NO	YDS	AVG	LG	TD
Larry Fitzgerald	4	48	12.0	21t	1
Kenyan Drake	3	18	6.0	9	0
Maxx Williams	2	36	18.0	28	0
Pharoah Cooper	2	14	7.0	14	0
Charles Clay	1	16	16.0	16	0
Damiere Byrd	1	11	11.0	11	0
Dan Arnold	1	20	20.0	20	0
David Johnson	1	4	4.0	4	0
TOTAL	15	167	11.1	28	1

TOP DEFENSE	TOT	SOLO	AST	SCK	YDS	INT
Budda Baker	9	4	5	0.0	0.0	0
Chandler Jones	6	4	2	4.0	36.0	0
Jordan Hicks	6	5	1	0.0	0.0	0

FIELD GOALS	FGA/FGM	PERCENT	RESULTS
Zane Gonzalez	3-2	66.7	(22, 46) 45B
TOTAL	3-2	66.7	

Seattle Seahawks

PASSING	ATT	CP	YDS	SK/YD	TD	LG	INT	RTG
Russell Wilson	31	16	169	5/36	1	23	0	78.6
TOTAL	31	16	169	5/36	1	23	0	78.6

RUSHING	ATT	YDS	AVG	LG	TD
Chris Carson	8	40	5.0	16	0
David Moore	1	19	19.0	19	0
Travis Homer	5	16	3.2	17	0
C.J. Prosise	4	14	3.5	9	0
Russell Wilson	2	2	1.0	6	0
TOTAL	20	91	4.6	19	0

RECEIVING	NO	YDS	AVG	LG	TD
Travis Homer	6	26	4.3	10	0
Jacob Hollister	5	64	12.8	20	0
Chris Carson	1	20	20.0	20	0
David Moore	1	21	21.0	21	0
Malik Turner	1	23	23.0	23	0
Nick Bellore	1	3	3.0	3t	1
Tyler Lockett	1	12	12.0	12	0
TOTAL	16	169	10.6	23	1

TOP DEFENSE	TOT	SOLO	AST	SCK	YDS	INT
Bobby Wagner	13	7	6	1.0	1.0	0
K.J. Wright	13	5	8	0.0	0.0	0
Bradley McDougald	7	2	5	0.5	3.5	0

FIELD GOALS	FGA/FGM	PERCENT	RESULTS
Jason Myers	2-2	100.0	(30, 51)
TOTAL	2-2	100.0	

Team Statistics

First Downs	21
Total Net Yards	412
Rushes/Net Yards	40/253
Net Passing	159
Pass Attempts/Completions	27/15
Had Intercepted	0
Sacked/Yards Lost	2/8
Punts/Average	6/42.8
Penalties/Yards	5/47
Fumbles/Lost	0/0
Possession Time	34:53

Cardinals Seahawks

First Downs	13
Total Net Yards	224
Rushes/Net Yards	20/91
Net Passing	133
Pass Attempts/Completions	31/16
Had Intercepted	0
Sacked/Yards Lost	5/36
Punts/Average	7/44.7
Penalties/Yards	7/55
Fumbles/Lost	2/1
Possession Time	25:07



24

WEEK 17

Arizona Cardinals 24, Los Angeles Rams 31

68,665 ■ Los Angeles Memorial Coliseum ■ Dec 29, 2019



31

Arizona Cardinals	7	3	7	7	—	24
Los Angeles Rams	3	14	0	14	—	31

Recap

The Cardinals not only concluded the regular season against the Rams in LA but also played the final NFL game at the LA Coliseum. Both AZ (5-9-1) and LA (8-7) had been eliminated from playoff consideration but the game was a spirited one and for the 10th time in 2019 for the Cards, it was decided by a single score. In the end, however, 4 LA takeaways proved pivotal in the hosts emerging with a 31-24 victory. Rookie QB Kyler Murray entered the game as questionable with a hamstring injury but started for the 16th time in as many games. He finished with 325 passing yards – his 5th 300-yard outing of the year – and became just the 2nd rookie in NFL history (Cam Newton) to throw for 3,500 yards and run for 500.

The Rams opened the scoring when K Greg Zuerlein's 47-yard FG capped their game-opening drive. On their next possession, they were lined up to punt on 4th-n-7 from their own 17 but attempted a fake by snapping to up-back Nick Scott. Cards LB Dennis Gardeck sniffed it out and tackled him short of the 1st down. Two plays later, Murray hit TE Dan Arnold down the seam for a 23-yard TD that put AZ up 7-3. Early in the 2nd, the Rams reclaimed the lead when RB Malcolm Brown capped an 11-play, 50-yard drive with his 3-yard TD run. With 5:33 to go in the 2nd quarter, the Cards took over at their own 16 after an LA punt but on 1st down, RB Kenyan Drake fumbled on a pitch from Murray and the Rams took over at the 8. Three plays later, WR Cooper Kupp's 6-yard TD catch from QB Jared Goff put them up 17-7. AZ then quickly moved to the LA39 thanks to Murray completions of 16 yards to WR Christian Kirk and 23 to WR Larry Fitzgerald. But the Cards would turn it over there when C A.Q. Shipley and Murray misconnected on a shotgun snap and the Rams recovered at the 41. After Zuerlein missed from 47, the Cards took over at their 37 with 1:00 left and 3 timeouts. Murray marched them to the LA13 thanks largely to a 33-yard sideline catch by WR Damiere Byrd and K Zane Gonzalez's 31-yard FG made it 17-10 at intermission.

On Arizona's 1st possession of the 3rd quarter, Murray again found Arnold for a big gain, this one a 37-yarder to the LA 33. But on the next play, his pass to Fitzgerald was tipped and then INT'd by DB Darious Williams. After a Rams punt, Murray moved the Cards 88 yards in 10 plays and ended it with his 3-yard pass to Byrd that knotted the game at 17. The Rams responded with their own lengthy drive (12 plays, 75 yards) and re-took the lead on Goff's 4-yard pass to TE Tyler Higbee. The next AZ drive reached the LA37 but ended when Murray's pass to Fitzgerald down the deep middle was INT'd by S Taylor Rapp. The Rams then went up 31-17 with 7:52 remaining when Goff threw his 3rd TD pass of the game, this one an 11-yarder to WR Robert Woods. On their next drive, AZ went 75 yards in 9 plays and pulled to within a TD when Drake's 1-yard TD run made it 31-24 with 3:53 left. Midway thru the drive, Murray exited when he was hit on his funny bone and QB Brett Hundley finished the drive. After forcing an LA punt, the Cards took over at their own 20 with 1:00 left and Murray returned but with no timeouts AZ could only get to midfield before the game ended.

Scoring Drives

TEAM	QTR	TIME	SCORING PLAY	ARI	LAR
Rams	1	09:12	G.Zuerlein 47 yd. Field Goal (12-46, 5:48)	1	3
Cardinals	1	03:54	D.Arnold 23 yd. pass from K.Murray (Z.Gonzalez kick) (2-22, 0:44)	7	3
Rams	2	10:54	M.Brown 3 yd. run (G.Zuerlein kick) (11-50, 4:34)	7	10
Rams	2	03:49	C.Kupp 6 yd. pass from J.Goff (G.Zuerlein kick) (3-8, 1:39)	7	17
Cardinals	2	00:04	Z.Gonzalez 31 yd. Field Goal (9-50, 0:56)	11	17
Cardinals	3	04:43	D.Byrd 3 yd. pass from K.Murray (Z.Gonzalez kick) (10-88, 4:45)	17	17
Rams	4	13:34	T.Higbee 4 yd. pass from J.Goff (G.Zuerlein kick) (12-75, 6:09)	17	24
Rams	4	07:52	R.Woods 11 yd. pass from J.Goff (G.Zuerlein kick) (8-71, 3:34)	17	31
Cardinals	4	03:53	K.Drake 1 yd. run (Z.Gonzalez kick) (9-75, 3:59)	24	31

Arizona Cardinals

PASSING	ATT	CP	YDS	SK/YD	TD	LG	INT	RTG
Kyler Murray	42	26	325	1/3	2	37	2	81.9
Brett Hundley	1	1	0	0/0	0	0	0	79.2
TOTAL	43	27	325	1/3	2	37	2	82.0

RUSHING	ATT	YDS	AVG	LG	TD
Kenyan Drake	12	60	5.0	24	1
Brett Hundley	1	6	6.0	6	0
Christian Kirk	1	6	6.0	6	0
Kyler Murray	2	0	0.0	0	0
Chase Edmonds	1	-1	-1.0	-1	0
TOTAL	17	71	4.2	24	1

RECEIVING	NO	YDS	AVG	LG	TD
Christian Kirk	7	60	8.6	16	0
Damiere Byrd	7	74	10.6	33	1
Dan Arnold	4	76	19.0	37	1
Larry Fitzgerald	4	45	11.3	23	0
Kenyan Drake	3	23	7.7	11	0
Maxx Williams	1	23	23.0	23	0
Pharoah Cooper	1	24	24.0	24	0
TOTAL	27	325	12.0	37	2

TOP DEFENSE	TOT	SOLO	AST	SCK	YDS	INT
Budda Baker	13	8	5	0.5	4.0	0
Jordan Hicks	13	6	7	0.0	0.0	0
Joe Walker	11	7	4	0.0	0.0	0

FIELD GOALS	FGA/FGM	PERCENT	RESULTS
Zane Gonzalez	1-1	100.0	(31)
TOTAL	1-1	100.0	

Los Angeles Rams

PASSING	ATT	CP	YDS	SK/YD	TD	LG	INT	RTG
Jared Goff	45	29	319	1/8	3	37	0	107.5
TOTAL	45	29	319	1/8	3	37	0	107.5

RUSHING	ATT	YDS	AVG	LG	TD
Todd Gurley II	20	68	3.4	14	0
Malcolm Brown	9	26	2.9	15	1
Robert Woods	1	9	9.0	9	0
Nick Scott	1	6	6.0	6	0
Jared Goff	2	4	2.0	5	0
TOTAL	33	113	3.4	15	1

RECEIVING	NO	YDS	AVG	LG	TD
Tyler Higbee	8	84	10.5	22	1
Cooper Kupp	7	99	14.1	24	1
Robert Woods	7	67	9.6	37	1
Brandin Cooks	3	40	13.3	22	0
Todd Gurley II	2	21	10.5	14	0
Johnny Mundt	1	2	2.0	2	0
Malcolm Brown	1	6	6.0	6	0
TOTAL	29	319	11.0	37	3

TOP DEFENSE	TOT	SOLO	AST	SCK	YDS	INT
Eric Weddle	7	3	4	0.0	0.0	0
Taylor Rapp	6	4	2	0.0	0.0	1
Travin Howard	5	3	2	0.0	0.0	0

FIELD GOALS	FGA/FGM	PERCENT	RESULTS
Greg Zuerlein	2-1	50.0	(47) 47WR
TOTAL	2-1	50.0	

Team Statistics

First Downs	22
Total Net Yards	393
Rushes/Net Yards	17/71
Net Passing	322
Pass Attempts/Completions	43/27
Had Intercepted	2
Sacked/Yards Lost	1/3
Punts/Average	3/50.3
Penalties/Yards	8/63
Fumbles/Lost	3/3
Possession Time	23:02

Cardinals

First Downs	25
Total Net Yards	424
Rushes/Net Yards	33/113
Net Passing	311
Pass Attempts/Completions	45/29
Had Intercepted	0
Sacked/Yards Lost	1/8
Punts/Average	4/39.0
Penalties/Yards	10/91
Fumbles/Lost	0/0
Possession Time	36:58

Rams



2019 SEASON REVIEW

2019 REGULAR SEASON ARIZONA CARDINALS PLAYER PARTICIPATION																				
	1 DET	2 @ BAL	3 CAR	4 SEA	5 @ CIN	6 ATL	7 @ NYG	8 @ NO	9 SF	10 @ TB	11 @ SF	12 LAR	13 PIT	14 CLE	15 @ SEA	16 @ LAR	2019			
PLAYERS	9/8	9/15	9/22	9/29	10/6	10/13	10/20	10/27	10/31	11/10	11/17	12/1	12/8	12/15	12/22	12/29	GP	GS	DNP	IN
Alford, Robert	IR	IR	IR	IR	IR	IR	IR	IR	IR	IR	IR	IR	IR	IR	IR	IR	0	0	0	0
Allen, Zach	DE	P	P	P	IAJ	IAJ	IAJ	IAJ	IAJ	IAJ	IR	IR	IR	IR	IR	IR	4	1	0	6
Anderson, Drew	-	-	-	-	-	-	-	-	-	-	-	-	PS	PS	PS	DNP	0	0	1	0
Arnold, Dan	-	-	-	-	-	-	-	-	-	-	-	-	IA	P	P	TE	3	1	0	1
Baker, Budda	FS	FS	FS	FS	FS	FS	SS	FS	FS	FS	FS	FS	FS	FS	FS	FS	16	16	0	0
Banjo, Chris	-	-	-	P	P	P	P	P	P	P	P	P	P	P	P	P	13	0	0	0
Bierria, Keishawn	-	-	-	-	-	-	-	-	-	-	-	-	-	-	IA	P	1	0	0	1
Blacknall, Saeed	-	-	-	-	-	-	-	-	-	-	-	-	PS	PS	PS	PS	0	0	0	0
Booker, Dante	PS	-	-	-	-	-	-	-	-	-	-	-	-	-	-	-	0	0	0	0
Brewer, Aaron	P	P	P	P	P	P	P	P	P	P	P	P	P	P	P	P	16	0	0	0
Brock Sr., Tramaine	CB	CB	CB	CB	CB	CB	P	P	P	IAJ	IA	DB	-	-	-	-	10	7	0	2
Brown, Miles	IA	P	P	P	PS	PS	PS	PS	PS	PS	P	P	P	P	P	P	9	0	0	1
Bullard, Jonathan	P	IAJ	IAJ	DE	DE	P	DE	DE	DE	DE	IAJ	P	IR	IR	IR	IR	9	6	0	3
Butler, Hakeem	IR	IR	IR	IR	IR	IR	IR	IR	IR	IR	IR	IR	IR	IR	IR	IR	0	0	0	0
Byrd, Damiere	WR	WR	WR	IAJ	IAJ	P	P	P	IA	IA	IA	P	P	P	P	P	11	3	0	5
Chachere, Andre	-	PS	PS	PS	PS	-	-	-	-	-	-	-	-	-	IA	IA	0	0	0	2
Clay, Charles	P	P	TE	P	TE	P	TE	TE	TE	P	TE	TE	TE	TE	TE	IAJ	15	10	0	1
Cole, Mason	P	P	P	P	P	P	P	P	LG	LG	P	P	P	P	P	P	16	2	0	0
Cooper, Pharoah	-	-	-	-	P	WR	P	P	P	P	P	P	P	P	P	P	12	1	0	0
Crabtree, Michael	IA	WR	P	-	-	-	-	-	-	-	-	-	-	-	-	-	2	1	0	1
Daniels, Darrell	IA	PS	P	-	P	P	P	P	P	P	P	P	P	IA	P	IR	11	0	0	2
Davis, Jalen	PS	PS	PS	PS	PS	PS	PS	PS	PS	PS	PS	PS	IA	IA	P	P	2	0	0	2
Davis, Justin	PS	PS	PS	PS	-	PS	PS	PS	PS	PS	PS	PS	PS	PS	PS	PS	0	0	0	0
Dixon, Johnnie	PS	PS	PS	PS	PS/IR	PS/IR	PS/IR	PS/IR	PS/IR	PS/IR	PS/IR	PS/IR	PS/IR	PS/IR	PS/IR	PS/IR	0	0	0	0
Dogbe, Michael	IA	IA	IA	IA	P	P	IA	IA	IA	P	P	IA	P	P	P	P	8	0	0	8
Dora, Vontarrius	-	-	-	-	-	-	-	-	-	-	PS	PS	PS	PS	IA	IA	0	0	0	2
Drake, Kenyan	-	-	-	-	-	-	-	-	RB	RB	RB	RB	RB	RB	RB	RB	8	8	0	0
Edmonds, Chase	P	P	P	RB	P	P	P	RB	IAJ	IAJ	IAJ	P	P	P	P	P	13	2	0	3
Edwards, Javier	-	-	-	-	-	-	-	-	-	-	-	-	-	PS	PS	PS	0	0	0	0
Fitts, Kylie	PS	PS	PS	PS	PS	PS	PS	PS	PS	PS	PS	PS	IA	P	P	P	3	0	0	1
Fitzgerald, Larry	WR	WR	WR	WR	WR	WR	WR	WR	WR	WR	WR	WR	WR	WR	WR	WR	16	16	0	0
Foster, D.J.	P	P	P	P	P	P	P	IAJ	IAJ	IR	IR	IR	IR	IR	IR	IR	6	0	0	2
Gaillard, Lamont	IAJ	IAJ	IAJ	IAJ	DNP	IA	IA	IA	DNP	IA	IA	IA	IA	IA	IA	IA	0	0	2	14
Garcia, Max	PUP	PUP	PUP	PUP	PUP	PUP	PUP	PUP	PUP	P	P	P	P	P	P	P	7	0	0	0
Gardeck, Dennis	P	P	P	P	IAJ	IAJ	P	P	P	P	P	P	P	P	P	P	14	0	0	2
Gilbert, Marcus	IAJ	IR	IR	IR	IR	IR	IR	IR	IR	IR	IR	IR	IR	IR	IR	IR	0	0	0	1
Gonzalez, Zane	P	P	P	P	P	P	P	P	P	P	P	P	P	P	P	P	16	0	0	0
Gunter, Rodney	DE	DE	DE	DE	DE	DE	DE	DE	DE	DE	DE	DE	DE	DE	IR	IR	13	13	0	0
Hicks, Jordan	ILB	ILB	ILB	ILB	ILB	ILB	ILB	ILB	ILB	ILB	ILB	ILB	ILB	ILB	ILB	ILB	16	16	0	0
Humphries, D.J.	LT	LT	LT	LT	LT	LT	LT	LT	LT	LT	LT	LT	LT	LT	LT	LT	16	16	0	0
Hundley, Brett	DNP	DNP	DNP	DNP	DNP	DNP	DNP	DNP	DNP	DNP	DNP	DNP	DNP	DNP	P	P	3	0	13	0
Isabella, Andy	P	IA	P	P	P	P	WR	P	P	P	P	P	P	P	P	P	15	1	0	1
Johnson, David	RB	RB	RB	RB	RB	RB	RB	P	IA	IA	RB	P	P	P	RB	DNP	13	9	1	2
Johnson, KeeSean	WR	P	P	P	WR	WR	P	IA	P	WR	P	IA	IA	IA	IA	IA	10	4	0	6
Johnson, Lyndon	-	-	-	-	-	-	-	-	-	-	-	-	-	PS	PS	PS	0	0	0	0
Jones, Chandler	SAM	SAM	SAM	SAM	SAM	SAM	SAM	SAM	SAM	SAM	SAM	SAM	SAM	SAM	SAM	SAM	16	16	0	0
Jones, Chris	P	P	DB	P	P	PS	PS	PS	PS	P	P	IA	P	P	DB	DB	11	3	0	1
Jones, Sam	PS	PS	PS	PS	PS	PS	PS	PS	PS	PS	PS	PS	PS	PS	PS	PS	0	0	0	0
Kerr, Zach	-	-	-	-	P	P	P	P	P	P	DE	P	DE	P	DE	P	12	3	0	0
Kirk, Christian	WR	WR	WR	WR	IAJ	IAJ	IAJ	WR	WR	WR	WR	WR	WR	WR	WR	WR	13	13	0	3
Lee, Andy	P	P	P	IAJ	P	P	P	P	P	P	P	P	P	P	P	P	15	0	0	1
Marsh Sr., Cassius	P	P	P	P	P	P	P	P	P	P	P	P	P	WILL	WILL	WILL	16	3	0	0
McDonald, Clinton	P	P	P	P	P	P	P	P	P	IR	IR	IR	IR	IR	IR	IR	9	0	0	0
Miles, Josh	P	IA	IA	IA	P	P	P	P	P	IA	IA	IA	IA	IA	IA	IA	7	0	0	9
Mills, Jordan	-	P	RT	RT	IR	IR	IR	IR	IR	IR	IR	IR	IR	IR	IR	IR	3	2	0	0
Morris, Alfred	-	-	-	-	-	-	-	IA	P	-	-	-	-	-	-	-	1	0	0	1
Mosley, Jamey	-	-	-	-	-	-	-	-	-	-	-	-	-	-	PS	PS	0	0	0	0
Murphy Jr., Byron	CB	CB	CB	CB	CB	CB	CB	CB	CB	CB	CB	CB	CB	CB	CB	CB	16	16	0	0
Murray, Justin	RT	RT	P	P	RT	RT	RT	RT	IAJ	IAJ	RT	RT	RT	RT	RT	RT	14	12	0	2
Murray, Kyler	QB	QB	QB	QB	QB	QB	QB	QB	QB	QB	QB	QB	QB	QB	QB	QB	16	16	0	0
Peters, Corey	NT	NT	NT	NT	NT	NT	NT	NT	NT	NT	NT	NT	NT	NT	NT	NT	16	16	0	0
Peterson, Kevin	P	P	P	P	P	DB	P	P	P	P	P	P	CB	CB	CB	IR	14	3	0	0
Peterson, Patrick	SUS	SUS	SUS	SUS	SUS	SUS	CB	CB	CB	CB	CB	CB	CB	CB	CB	CB	10	10	0	0
Pugh, Justin	LG	LG	LG	LG	LG	LG	LG	LG	LG	RT	RT	LG	LG	LG	LG	LG	16	16	0	0
Reddick, Haason	P	ILB	ILB	ILB	ILB	ILB	P	P	P	P	P	P	P	P	P	P	16	5	0	0
Reed, Brooks	P	P	P	P	P	P	P	P	P	IR	IR	IR	IR	IR	IR	IR	9	0	0	0
Reid, Caraun	-	-	-	-	-	-	-	-	-	-	-	-	-	DE	DE	DE	3	3	0	0
Richardson, A.J.	-	-	-	-	PS	PS	PS	PS	PS	PS	PS	PS	PS	PS	PS	PS	0	0	0	0
Robertson, Pete	PS	PS	PS	PS	PS	PS	PS	PS	PS	P	P	IA	-	-	-	-	2	0	0	1
Shaw, Josh	IR	IR	IR	IR	IR	IR	IR	IR	IR	IR	IR	IR	IR	IR	-	-	0	0	0	0
Shelton, Sojourn	-	-	-	-	-	-	-	-	-	-	PS	PS	PS	PS	PS	PS	0	0	0	0
Sherfield, Trent	P	P	P	P	P	WR	P	P	P	P	P	P	P	P	P	P	16	1	0	0
Shipley, A.Q.	C	C	C	C	C	C	C	C	C	C	C	C	C	C	C	C	16	16	0	0
Silberman, Ian	-	-	-	-	-	-	-	-	-	-	PS	-	-	-	-	-	0	0	0	0
Sloter, Kyle	PS	PS	PS	PS	PS	PS	PS	PS	PS	PS	PS	PS	-	-	-	-	0	0	0	0
Suggs, Terrell	WILL	WILL	WILL	WILL	WILL	WILL	WILL	WILL	WILL	WILL	WILL	WILL	WILL	-	-	-	13	13	0	0
Swearinger Sr., D.J.	SS	SS	SS	SS	SS	-	-	-	-	-	-	-	-	-	-	-	4	4	0	0
Sweet, William	IR	IR	IR	IR	IR	IR	IR	IR	IR	IR	IR	IR	IR	IR	IR	IR	0	0	0	0
Sweezy, J.R.	RG	RG	RG	RG	RG	RG	RG	RG	RG	RG	RG	RG	RG	RG	RG	RG	16	16	0	0
Taumoepenu, Pita	IR	-	-	-	-	-	-	-	-	-	-	-	-	-	-	-	0	0	0	0
Thomas, Duke	-	-	-	-	-	-	-	-	-	-	-	-	-	-	PS	PS	0	0	0	0
Thompson, Deionte	P	DB	P	P	P	SS	P	P	P	IAJ	P	P	IA	IA	IA	IA	11	2	0	5
Thompson, Jalen	P	P	IA	P	FS	P	FS	SS	FS	SS	SS	SS	P	SS	P	SS	15	9	0	1
Toth, Brett	IA	IA	IA	IA	IA	IA	NFIN	NFIN	NFIN	NFIN	NFIN	NFIN	NFIN	NFIN	NFIN	NFIN	0	0	0	6
Turner, Ezekiel	P	P	IAJ	P	IAJ	IAJ	IAJ	P	P	P	P	P	P	P	P	P	12	0	0	4
Vallejo, Tanner	-	-	-	-	-	-	-	-	-	-	-	PS	P	P	IR	IR	2	0	0	0
Vujnovich, Jeremy	-	IA	-	-	-	-	-	-	-	-	-	-	-	-	-	-	0	0	0	1
Walker, Joe	ILB	P	P	P	P	P	ILB	ILB	ILB	ILB	ILB	ILB	ILB	ILB	ILB	ILB	16	11	0	0
Washington, Charles	P	P	P	P	IAJ	IAJ	IAJ	P	IA	P	P	P	P	P	P	P	12	0	0	4
Williams, Brandon	IR	IR	IR	IR	IR	IR	IR	IR	IR	IR	IR	IR	IR	IR	IR	IR	0	0	0	0
Williams, Maxx	P	P	P	TE	TE	P	TE	TE	TE	P	TE	TE	TE	TE	P	TE	16	10	0	0
Williams, Trevor	-	-	-	-	-	P	P	-	-	-	-	-								



2019 CARDINALS MISCELLANEOUS STATISTICS

Season Record.....	5-10-1	At Home.....	2-5-1	When won coin toss.....	0-5-1
In NFC West Games.....	1-5	On the Road.....	3-5	When lost coin toss.....	5-5
In NFC East Games.....	1-0	Outdoors.....	4-6	When scored first.....	2-5
In NFC North Games.....	0-0-1	Indoors.....	1-4-1	When opp. scores first.....	3-5-1
In NFC South Games.....	1-3	On Natural Grass.....	2-9-1	In overtime games.....	0-0-1
In September.....	0-3-1	When Cards out-rushed opponent.....	3-2		
In October.....	3-2	When Cards out-passed opponent.....	0-4		
In November.....	0-2	While wearing white jersey/white pants.....	3-2		
In December.....	2-3	While wearing white jersey/red pants.....	0-1		
In January.....	0-0	While wearing red jersey/white pants.....	1-5-1		
With roof open at State Farm Stadium.....	1-2	While wearing red jersey/red pants.....	0-1		
With roof closed at State Farm Stadium.....	1-3-1	While wearing black jersey/white-black pants.....	1-1		
When Yielding 20 Points or Less.....	1-0	When Tied at Halftime.....	0-0		
When Scoring 20 Points or More.....	5-5-1	When Led at the End of 3 rd Quarter.....	5-1		
When Led at Halftime.....	5-1	When Trailed at the End of 3 rd Quarter.....	0-7-1		
When Trailed at Halftime.....	0-9-1	When Tied at the End of 3 rd Quarter.....	0-2		
When Arizona had a 100-yd rusher.....	3-1	When Arizona had a 300-yard passer.....	1-3-1		
When opp. had a 100-yd rusher.....	1-4	When opponent had a 300-yard passer.....	1-6-1		
When Arizona had a 100-yd receiver.....	0-2-1	When Arizona won turnover margin.....	3-1-1		
When opp. had a 100-yd receiver.....	2-5-1	When opponent won turnover margin.....	0-5		

2019 Booth Initiated Reviews

Date	Opp	Explanation	Result
9-8	vs. DET	Reviewed the runner was out of bounds for ARZ RB David Johnson	Upheld
		Reviewed the first down ruling for ARZ QB Kyler Murray---(No first down/Out of bounds)	Reversed
		Reviewed the pass completion ruling for DET TE T.J. Hockenson	Upheld
9-29	vs. SEA	Reviewed the runner down by contact ruling for ARZ WR Larry Fitzgerald	Upheld
10-13	vs. ATL	Reviewed the first down ruling for ARZ QB Kyler Murray	Upheld
10-27	@ NO	Reviewed the fumble ruling for NO QB Drew Brees---(No fumble/Incomplete pass)	Reversed
10-31	vs. SF	Reviewed the fumble ruling for SF RB Tevin Coleman---(No fumble/Runner ruled down)	Reversed
11-10	@ TB	Reviewed the pass completion ruling for ARZ WR Larry Fitzgerald	Upheld
		Reviewed the play for possible defensive pass interference by ARZ S Jalen Thompson---(P.I.)	Reversed
11-18	@ SF	Reviewed the first down ruling for SF TE Ross Dwelley	Upheld
		Reviewed the fumble ruling for AZ WR KeeSean Johnson	Upheld
12-1	vs. LAR	Reviewed the play for possible defensive pass interference by LAR CB Nickell Robey-Coleman (P.I.)	Reversed
12-22	@ SEA	Reviewed the pass completion/touchdown ruling for AZ WR Larry Fitzgerald---(Incomplete pass)	Reversed

2019 Arizona Instant Replay Challenges (3-3)

Date	Opp	Explanation	Result
9-8	vs. DET	Challenged the incomplete pass ruling for ARZ WR Damiere Byrd	Upheld
9-15	@ BAL	Challenged the pass completion ruling for BAL TE Mark Andrews	Upheld
10-31	vs. SF	Challenged the first down ruling for SF RB Tevin Coleman	Upheld
11-18	@ SF	Challenged the possible defensive pass interference ruling for SF CB Richard Sherman---(P.I.)	Reversed
12-15	vs. CLE	Challenged the possible defensive pass interference ruling for CLE S Damarious Randall---(P.I.)	Reversed
12-22	@ SEA	Challenged the first down ruling for SEA TE Jacob Hollister---(Short of first down)	Reversed

2019 Opponent Instant Replay Challenges (3-6)

Date	Opp	Explanation	Result
9-15	@ BAL	Challenged the incomplete pass for possible defensive pass interference by ARZ CB Byron Murphy	Upheld
10-6	@ CIN	Challenged the incomplete pass ruling for CIN WR Alex Erickson (Complete/First down)	Reversed
10-13	vs. ATL	Challenged the runner was down by contact ruling for ARZ WR Damiere Byrd	Upheld
10-20	@ NYG	Challenged the defensive pass interference ruling for NYG CB Janoris Jenkins	Upheld
11-10	@ TB	Challenged the runner was down by contact ruling for ARZ RB David Johnson (Fumble)	Reversed
		Challenged the defensive pass interference ruling for TB S M.J. Stewart	Upheld
11-18	@ SF	Challenged the runner was down by contact ruling for AZ QB Kyler Murray	Upheld
12-22	@ SEA	Challenged the pass completion ruling for AZ WR Christian Kirk---(Incomplete pass)	Reversed
		Challenged the play for possible defensive pass interference of AZ CB Chris Jones	Upheld



2019 SEASON REVIEW

2019 Overtime Scoring Plays (0-0-1)

Date	Opp	Play
9-8	vs. DET	ARZ K Zane Gonzalez made 28-yard field goal DET K Matt Prater made 33-yard field goal

2019 Arizona Defensive Touchdowns

Date	Opp	Play
------	-----	------

2019 Arizona Return Touchdowns

Date	Opp	Play
------	-----	------

Arizona Two-Point Conversion Attempts (3-3)

Date	Opp	Play
9-8	vs. DET	Pass attempt from QB Kyler Murray to WR Christian Kirk is complete
9-15	@ BAL	Pass attempt from QB Kyler Murray to WR KeeSean Johnson is complete
10-31	vs. SF	Pass attempt from QB Kyler Murray to RB Kenyan Drake is complete

Arizona Onside Kick Attempts/Recoveries (0-0)

Date	Opp	Play
------	-----	------



RECORDS



SINGLE-GAME BESTS

RUSHING YARDS

228 ..Beanie Wells at St. Louis, Nov. 27, 2011 (27 carries)
 214 ..LeShon Johnson at New Orleans, Sept. 22, 1996 (21 carries)
 203 ..John David Crow vs. Pittsburgh, Dec. 18, 1960 (24 carries)
 193 ..Otis Anderson vs. Dallas, Sept. 2, 1979 (21 carries)
 187 ..David Johnson at Philadelphia, Dec. 20, 2015 (29 carries)
 182 ..Wayne Morris at Minnesota, Nov. 6, 1977 (27 carries)
 179 ..Stump Mitchell vs. Philadelphia, Dec. 17, 1985 (22 carries)
 177 ..Otis Anderson vs. Buffalo, Nov. 15, 1981 (27 carries)
 176 ..Bill Triplett at N.Y. Giants, Oct. 31, 1965 (23 carries)
 174 ..Ollie Murrell at Philadelphia, Dec. 13, 1998 (32 carries)
 173 ..Thomas Jones at Seattle, Sept. 15, 2002 (24 carries)
 168 ..Otis Anderson at N.Y. Giants, Nov. 11, 1980 (31 carries)
 166 ..Kenyan Drake at Seattle, Dec. 22, 2019 (24 carries)
 165 ..Marcel Shipp vs. San Francisco, Oct. 26, 2003 (35 carries)
 164 ..Otis Anderson vs. Minnesota, Nov. 4, 1979 (25 carries)
 163 ..Ollie Matson vs. Washington, Nov. 21, 1954 (8 carries)
 162 ..Willis Crenshaw at N.Y. Giants, Dec. 8, 1968 (28 carries)
 160 ..Ronald Moore vs. Philadelphia, Nov. 7, 1993 (36 carries)
 159 ..Adrian Peterson at San Francisco, Nov. 5, 2017 (37 carries)
 Ollie Matson vs. Pittsburgh, Nov. 25, 1956 (16 carries)
 Elmer Angsman vs. Philadelphia, Dec. 28, 1947 (10 carries)*
 158 ..Stump Mitchell vs. New Orleans, Dec. 8, 1985 (28 carries)
 157 ..David Johnson at San Francisco, Oct. 6, 2016 (27 carries)
 John David Crow at Washington, Nov. 20, 1960 (17 carries)
 156 ..Johnny Johnson vs. N.Y. Giants, Dec. 12, 1992 (36 carries)
 Otis Anderson vs. Philadelphia, Dec. 18, 1983 (23 carries)
 155 ..Ollie Matson vs. Washington, Oct. 20, 1957 (13 carries)
 154 ..Andre Ellington vs. Atlanta, Oct. 27, 2013 (15 carries)
 151 ..Otis Anderson vs. Philadelphia, Sept. 28, 1980 (27 carries)
 148 ..Tim Hightower vs. Denver, Dec. 12, 2010 (18 carries)
 Stump Mitchell vs. Houston, Oct. 27, 1985 (21 carries)
 147 ..Jim Otis at Chicago, Dec. 14, 1975 (33 carries)
 146 ..Johnny Johnson at Indianapolis, Dec. 20, 1992 (28 carries)
 MacArthur Lane vs. Washington, Sept. 27, 1970 (28 carries)
 Elmer Angsman vs. Green Bay, Oct. 10, 1948
 145 ..Adrian Murrell vs. Philadelphia, Sept. 20, 1998 (22 carries)
 Stump Mitchell at Philadelphia, Dec. 5, 1982 (25 carries)
 Charley Trippi at Chicago Bears, Dec. 16, 1951
 144 ..Ollie Matson vs. Cleveland, Sept. 30, 1956 (20 carries)
 143 ..John David Crow vs. Dallas, Oct. 23, 1960 (24 carries)
 141 ..Marcel Shipp vs. Cincinnati, Nov. 2, 2003 (29 carries)
 140 ..Otis Anderson vs. N.Y. Giants, Dec. 9, 1979 (29 carries)
 Jim Otis at Seattle, Sept. 12, 1976 (27 carries)
 Bobby Joe Conrad vs. Washington, Sept. 27, 1957 (11 carries)
 138 ..Beanie Wells vs. N.Y. Giants, Oct. 2, 2011 (27 carries)
 137 ..Kenyan Drake vs. Cleveland, Dec. 15, 2019 (22 carries)
 David Johnson vs. Oakland, Nov. 18, 2018 (25 carries)
 136 ..Anthony Thompson vs. New England, Nov. 25, 1990 (28 carries)
 Otis Anderson at New England, Dec. 2, 1984 (30 carries)
 Otis Anderson vs. Minnesota, Oct. 30, 1983 (24 carries)
 Joe Childress at Philadelphia, Sept. 22, 1963 (29 carries)
 John David Crow at Washington, Nov. 20, 1960 (15 carries)
 135 ..Marcel Shipp vs. Oakland, Nov. 24, 2002 (16 carries)
 Ronald Moore vs. N.Y. Giants, Dec. 26, 1993 (23 carries)
 Prentice Gautt at Philadelphia, Oct. 1, 1961 (15 carries)
 134 ..Adrian Peterson vs. Tampa Bay, Oct. 15, 2017 (26 carries)
 John David Crow at Philadelphia, Oct. 9, 1960 (16 carries)
 133 ..Michael Pittman vs. Detroit, Nov. 14, 1999 (23 carries)
 Otis Anderson at Philadelphia, Sept. 25, 1983 (29 carries)
 Terry Metcalf at Philadelphia, Sept. 1, 1973 (16 carries)
 132 ..MacArthur Lane vs. New Orleans, Oct. 11, 1970 (16 carries)
 130 ..Otis Anderson vs. Seattle, Nov. 13, 1983 (29 carries)
 Otis Anderson at Baltimore, Nov. 22, 1981 (29 carries)
 Donny Anderson vs. N.Y. Giants, Oct. 28, 1973 (18 carries)
 Johnny Roland at Washington, Nov. 5, 1967 (25 carries)
 Ollie Matson vs. Pittsburgh, Nov. 5, 1955 (13 carries)
 Charley Trippi vs. Washington, Sept. 26, 1949
 129 ..Stump Mitchell vs. Washington, Dec. 21, 1985 (12 carries)
 Otis Anderson vs. San Francisco, Dec. 2, 1979 (27 carries)
 Edgerrin James vs. Seattle, Sept. 16, 2007 (24 carries)
 Cid Edwards vs. Pittsburgh, Nov. 30, 1969 (13 carries)
 Bill Thornton at Philadelphia, Nov. 22, 1964 (12 carries)
 127 ..LaRod Stephens-Howling at Atlanta, Nov. 18, 2012 (22 carries)
 Emmitt Smith vs. New Orleans, Oct. 3, 2004 (21 carries)

126 ..Chase Edmonds at N.Y. Giants, Oct. 20, 2019 (27 carries)
 Ronald Moore vs. L.A. Rams, Dec. 5, 1993 (29 carries)
 Stump Mitchell at Tampa Bay, Oct. 12, 1986 (20 carries)
 Otis Anderson at New Orleans, Oct. 5, 1980 (22 carries)
 George Grosvenor vs. Chicago Bears, Nov. 29, 1936
 125 ..MacArthur Lane at Philadelphia, Oct. 18, 1970 (15 carries)
 Charley Trippi vs. N.Y. Giants, Oct. 30, 1949 (18 carries)
 124 ..Johnny Roland vs. N.Y. Giants, Sept. 17, 1967 (21 carries)
 123 ..Stump Mitchell vs. San Francisco, Sept. 18, 1983 (8 carries)
 Wayne Morris at Washington, Nov. 19, 1978 (36 carries)
 John Grigas at Detroit, Nov. 12, 1944 (25 carries)
 122 ..Chris Johnson vs. Baltimore, Oct. 26, 2015 (18 carries)
 Garrison Hearst at N.Y. Giants, Oct. 8, 1995 (23 carries), OT
 Otis Anderson at Atlanta, Nov. 28, 1982 (20 carries)
 Otis Anderson at Washington, Nov. 1, 1981 (18 carries)
 Otis Anderson vs. Washington, Dec. 21, 1980 (22 carries)
 Johnny Roland at Minnesota, Oct. 8, 1967 (17 carries)
 121 ..Garrison Hearst at Detroit, Sept. 17, 1995 (22 carries)
 Donny Anderson vs. N.Y. Giants, Nov. 11, 1972 (22 carries)
 120 ..Johnny Johnson vs. Dallas, Oct. 14, 1990 (19 carries)
 119 ..Otis Anderson at Indianapolis, Sept. 16, 1984 (23 carries)
 Otis Anderson at L.A. Raiders, Dec. 11, 1983 (24 carries)
 Terry Metcalf vs. Washington, Dec. 10, 1977 (19 carries)
 Jim Otis at New York Giants, Dec. 12, 1976 (28 carries)
 118 ..Ronald Moore at Washington, Oct. 15, 1995 (28 carries)
 John David Crow vs. Dallas, Dec. 9, 1962 (18 carries)
 117 ..Pat Harder vs. New York Yanks, Nov. 13, 1949 (13 carries)
 John Grigas vs. Detroit, Nov. 5, 1944 (30 carries)
 116 ..Jim Otis vs. Philadelphia, Oct. 19, 1975 (23 carries)
 Johnny Roland at N.Y. Giants, Nov. 28, 1971 (24 carries)
 Elmer Angsman vs. Detroit, Oct. 23, 1949
 115 ..Tim Hightower at Atlanta, Sept. 19, 2010 (11 carries)
 Edgerrin James vs. Seattle, Dec. 10, 2006 (26 carries)
 Edgerrin James at St. Louis, Dec. 3, 2006 (26 carries)
 Jim Otis at Philadelphia, Nov. 7, 1976 (27 carries)
 Ollie Matson at Pittsburgh, Nov. 28, 1954 (10 carries)
 114 ..Edgerrin James vs. Cleveland, Dec. 2, 2007 (24 carries)
 113 ..David Johnson vs. Seattle, Oct. 23, 2016 (33 carries)
 Otis Anderson vs. San Diego, Nov. 20, 1983 (28 carries)
 Terry Metcalf at Seattle, Sept. 12, 1976 (16 carries)
 112 ..Otis Anderson at Philadelphia, Nov. 18, 1979 (17 carries)
 Jerry Latin at Detroit, Dec. 21, 1975 (15 carries)
 Pat Harder vs. Chicago Bears, Dec. 1, 1946 (12 carries)
 111 ..David Johnson vs. N.Y. Jets, Oct. 17, 2016 (22 carries)
 Otis Anderson at N.Y. Giants, Nov. 18, 1984 (24 carries)
 Derrick McAdoo at San Francisco, Oct. 18, 1987 (23 carries)
 Stump Mitchell vs. N.Y. Giants, Dec. 13, 1987 (26 carries)
 110 ..Kenyan Drake vs. San Francisco, Oct. 31, 2019 (15 carries)
 Chris Johnson vs. San Francisco, Sept. 27, 2015 (22 carries)
 Beanie Wells at Detroit, Dec. 20, 2009 (17 carries)
 Tim Hightower at St. Louis, Nov. 22, 2009 (14 carries)
 Stump Mitchell at Cincinnati, Sept. 4, 1988 (22 carries)
 Stump Mitchell at Tampa Bay, Sept. 18, 1988 (18 carries)
 Earl Ferrell vs. Cleveland, Oct. 23, 1988 (18 carries)
 Earl Ferrell at Dallas, Oct. 30, 1988 (19 carries)
 Otis Anderson at Dallas, Oct. 7, 1984 (25 carries)
 Otis Anderson vs. N.Y. Giants, Dec. 26, 1982 (30 carries)
 109 ..Chris Johnson at Cleveland, Nov. 1, 2015 (30 carries)
 Tim Hightower at St. Louis, Nov. 2, 2008 (22 carries)
 Stump Mitchell vs. Miami, Sept. 30, 1984 (20 carries)
 Otis Anderson vs. Washington, Dec. 12, 1982 (15 carries)
 Otis Anderson at Houston, Oct. 7, 1979 (16 carries)
 Otis Anderson at N.Y. Giants, Sept. 9, 1979 (31 carries)
 Jim Otis vs. San Francisco, Oct. 31, 1976 (23 carries)
 Jim Otis vs. Washington, Nov. 16, 1975 (23 carries)
 Terry Metcalf vs. N.Y. Giants, Oct. 5, 1975 (15 carries)
 Johnny Roland at Washington, Oct. 23, 1966 (20 carries)
 Earl Ferrell vs. Washington, Sept. 25, 1988 (19 carries)
 108 ..Johnny Johnson at N.Y. Giants, Oct. 21, 1990 (30 carries)
 Stump Mitchell vs. N.Y. Giants, Oct. 24, 1983 (24 carries)
 Dave Mann vs. Chicago, Nov. 27, 1955 (10 carries)
 107 ..Michael Pittman vs. Cleveland, Oct. 8, 2000 (16 carries)
 Adrian Murrell vs. Washington, Nov. 8, 1998 (23 carries)
 Otis Anderson vs. Kansas City, Nov. 23, 1980 (16 carries)
 Jim Otis vs. Baltimore, Dec. 4, 1976 (29 carries)



- 106 ..Emmitt Smith vs. Seattle, Oct. 24, 2004 (26 carries)
Otis Anderson at Kansas City, Oct. 2, 1983 (21 carries)
Johnny Roland vs. New Orleans, Dec. 3, 1967 (21 carries)
- 105 ..Edgerrin James at San Francisco, Dec. 24, 2006 (29 carries)
Otis Anderson at Washington, Nov. 11, 1979 (25 carries)
Otis Anderson at Dallas, Oct. 21, 1979 (20 carries)
Donny Anderson at Cincinnati, Oct. 25, 1973 (18 carries)
- 104 ..LaRod Stephens-Howling at Minnesota, Oct. 21, 2012 (20 carries)
Otis Anderson vs. Green Bay, Sept. 29, 1985 (20 carries)
Charley Trippi vs. Boston, Oct. 24, 1948 (9 carries)
- 103 ..David Johnson at Minnesota, Nov. 20, 2016 (22 carries)
Chris Johnson at Detroit, Oct. 11, 2015 (11 carries)
Garrison Hearst vs. Minnesota, Nov. 12, 1995 (18 carries), OT
Johnny Johnson vs. Green Bay, Nov. 18, 1990 (15 carries)
Charley Trippi vs. Detroit, Nov. 7, 1948 (10 carries)
- 102 ..Edgerrin James vs. St. Louis, Dec. 30, 2007 (24 carries)
Johnny Johnson vs. San Francisco, Nov. 1, 1992 (26 carries)
Otis Anderson at Philadelphia, Dec. 20, 1981 (19 carries)
Wayne Morris at New Orleans, Oct. 5, 1980 (22 carries)
Donny Anderson vs. Chicago, Oct. 29, 1972 (18 carries)
Bill Triplett vs. Cleveland, Dec. 1, 1963 (16 carries)
- 101 ..Jim Otis vs. N.Y. Giants, Oct. 5, 1975 (20 carries)
Stump Mitchell vs. Washington, Dec. 6, 1987 (20 carries)
Stump Mitchell at Tampa Bay, Dec. 20, 1987 (23 carries)
- 100 ..Kerwyn Williams vs. Kansas City, Dec. 7, 2014 (19 carries)
Edgerrin James vs. Seattle, Dec. 28, 2008 (14 carries)
Edgerrin James at San Francisco, Sept. 7, 2008 (26 carries)
Otis Anderson at Dallas, Nov. 16, 1980 (31 carries)
Terry Metcalf at Atlanta, Dec. 9, 1973 (18 carries)
John Grigas at Washington, Oct. 29, 1944 (30 carries)
George Grosvenor vs. Green Bay, Dec. 6, 1936 (35 carries)
Doug Russell vs. Chicago Bears, Dec. 1, 1935
- ## PASSING YARDS
- 522 ..Boomer Esiason at Washington, Nov. 10, 1996 (35-59), OT
484 ..Kurt Warner vs. San Francisco, Nov. 25, 2007 (34-48), OT
472 ..Kurt Warner at N.Y. Jets, Sept. 28, 2008 (40-57)
468 ..Neil Lomax at Washington, Dec. 16, 1984 (37-46)
465 ..Jake Plummer vs. Dallas, Nov. 15, 1998 (31-56)
457 ..Neil Lomax at San Diego, Sept. 20, 1987 (32-61)
431 ..Steve Beuerlein at Seattle, Dec. 19, 1993 (34-53), OT
428 ..Charley Johnson vs. Pittsburgh, Oct. 13, 1963 (21-42)
421 ..Carson Palmer at Pittsburgh, Oct. 18, 2015 (29-45)
419 ..Carson Palmer at Jacksonville, Nov. 17, 2013 (30-42)
413 ..Dave Krieg vs. Atlanta, Nov. 26, 1995 (27-43), OT
407 ..Carson Palmer vs. San Francisco, Dec. 29, 2013 (28-49)
405 ..Matt Leinart at Minnesota, Nov. 26, 2006 (31-51)+
398 ..Josh McCown vs. Carolina, Oct. 9, 2005 (29-46)
396 ..Jake Plummer vs. Green Bay, Jan. 2, 2000 (35-57)
395 ..Kurt Warner at Seattle, Nov. 16, 2008 (32-44)
394 ..Jake Plummer vs. New Orleans, Dec. 20, 1998 (32-44)
390 ..Neil Lomax at Philadelphia, Dec. 7, 1986 (30-48), OT
388 ..Jake Plummer at N.Y. Giants, Nov. 16, 1997 (22-33)
Neil Lomax vs. Dallas, Nov. 11, 1984 (27-52)
386 ..Charley Johnson vs. Philadelphia, Dec. 16, 1962 (17-32)
385 ..Josh McCown vs. San Francisco, Oct. 2, 2005 (32-46), (Mexico City)
Neil Lomax at Green Bay, Jan. 8, 1983 (32-51)*
384 ..Neil Lomax vs. Philadelphia, Dec. 11, 1988 (29-50)
383 ..Chris Chandler at Dallas, Sept. 20, 1992 (28-43)
Charley Johnson at Philadelphia, Sept. 19, 1965 (20-43)
381 ..Kurt Warner at Carolina, Oct. 26, 2008 (35-49)
Timm Rosenbach vs. N.Y. Giants, Dec. 23, 1990 (23-41)
379 ..Kurt Warner vs. Green Bay, Jan. 10, 2010 (29-33)*
377 ..Kurt Warner vs. Pittsburgh, Feb. 1, 2009 (31-43)* (SB XLIII)
376 ..Carson Palmer vs. San Francisco, Nov. 13, 2016 (30-49)
374 ..Carson Palmer at Cleveland, Nov. 1, 2015 (23-38)
Charley Johnson vs. New Orleans, Nov. 2, 1969 (20-37)
371 ..Charley Johnson vs. Philadelphia, Dec. 13, 1964 (28-49)
369 ..Kurt Warner vs. Atlanta, Dec. 23, 2007 (35-52), OT
Neil Lomax at Atlanta, Nov. 29, 1987 (25-42)
367 ..Boomer Esiason vs. Philadelphia, Nov. 24, 1996 (24-43)
366 ..Kent Graham vs. St. Louis, Sept. 27, 1996 (37-58) OT
365 ..Charley Johnson at N.Y. Giants, Nov. 4, 1962 (26-41)
363 ..Carson Palmer at Carolina, Oct. 30, 2016 (35-46)
Carson Palmer at Seattle, Nov. 15, 2015 (29-47)
361 ..Kurt Warner vs. Miami, Sept. 14, 2008 (19-24)
Neil Lomax vs. Washington, Oct. 21, 1984 (20-38)
359 ..Kurt Warner at Detroit, Nov. 13, 2005 (29-45)
- 358 ..Jeff Blake at Detroit, Sept. 7, 2003 (28-46)
357 ..Carson Palmer vs. San Francisco, Oct. 1, 2017 (33-51) OT
356 ..Carson Palmer at St. Louis, Dec. 6, 2015 (26-40)
Kurt Warner at San Diego, Dec. 31, 2006 (22-32)
354 ..Kurt Warner at San Francisco, Dec. 4, 2005 (29-45)
Neil Lomax at Dallas, Oct. 7, 1984 (19-29)
353 ..Neil Lomax vs. N.Y. Giants, Nov. 13, 1988 (23-35)
Jim Hart vs. Minnesota, Nov. 11, 1974 (28-42)
Jim Hart vs. Pittsburgh, Nov. 10, 1968 (17-40)
352 ..Carson Palmer vs. St. Louis, Oct. 4, 2015 (29-46)
351 ..Kurt Warner vs. N.Y. Giants, Nov. 23, 2008 (35-52)
349 ..Kyler Murray at Baltimore, Sept. 15, 2019 (25-40)
Carson Palmer vs. Green Bay, Jan. 16, 2016 (25-41)*
346 ..Jim Hart vs. Dallas, Oct. 17, 1976 (22-33)
344 ..Jim Hart vs. Atlanta, Nov. 9, 1980 (25-43)
343 ..Kurt Warner at St. Louis, Nov. 2, 2008 (22-33)
Shaun King at Carolina, Nov. 21, 2004 (28-52)
342 ..Carson Palmer vs. Seattle, Oct. 23, 2016 (29-49)
Neil Lomax at L.A. Rams, Oct. 2, 1988 (28-43)
341 ..Neil Lomax vs. L.A. Rams, Nov. 4, 1984 (34-52)
340 ..Kyler Murray vs. Atlanta, Oct. 13, 2019 (27-37)
Kurt Warner vs. Seattle, Nov. 15, 2009 (29-38)
339 ..Kent Graham at Tampa Bay, Sept. 28, 1997 (31-52)
337 ..Kurt Warner vs. Seattle, Dec. 9, 2007 (28-46)
Jake Plummer vs. Washington, Dec. 7, 1997 (19-38)
334 ..Kurt Warner vs. Seattle, Nov. 6, 2005 (29-48)
Jake Plummer vs. Detroit, Nov. 18, 2001 (21-33)
Steve Beuerlein at San Francisco, Oct. 24, 1993 (26-50)
Jim Hart vs. Philadelphia, Dec. 17, 1972 (19-30)
333 ..Jim Hart vs. Atlanta, Dec. 17, 1978 (22-40)
332 ..Carson Palmer at Indianapolis, Sept. 17, 2017 (16-13) OT
Kurt Warner vs. Indianapolis, Sept. 27, 2009 (30-52)
Neil Lomax at Washington, Oct. 16, 1988 (26-44)
329 ..Carson Palmer vs. Philadelphia, Oct. 26, 2014 (20-42)
Jim Hart at Cincinnati, Nov. 25, 1979 (23-38)
328 ..Kurt Warner vs. San Francisco, Nov. 10, 2008 (32-42)
327 ..Carson Palmer at St. Louis, Sept. 8, 2013 (26-40)
Kurt Warner vs. St. Louis, Sept. 18, 2005 (29-42)
325 ..Kyler Murray at L.A. Rams, Dec. 29, 2019 (26-42)
Carson Palmer vs. Dallas, Sept. 25, 2017 (17-28)
324 ..Kyler Murray at Tampa Bay, Nov. 10, 2019 (27-44)
Kevin Kolb vs. Miami, Sept. 30, 2012 (29-48)
Dave Krieg at Dallas, Sept. 24, 1995 (24-33)
Jim Hart at L.A. Rams, Nov. 14, 1976 (20-33)
323 ..Neil Lomax vs. San Francisco, Nov. 6, 1988 (25-41)
322 ..Derek Anderson vs. Seattle, Nov. 14, 2010 (23-45)
Jim Hart vs. N.Y. Giants, Sept. 7, 1980 (18-31)
320 ..Buddy Humphrey vs. N.Y. Giants, Nov. 21, 1965 (22-39)
Paul Christman vs. Detroit, Sept. 28, 1947
319 ..Neil Lomax at Dallas, Nov. 28, 1985 (28-43)
318 ..Carson Palmer vs. New Orleans, Dec. 18, 2016 (28-40)
Jake Plummer at N.Y. Giants, Sept. 3, 2000 (28-49)
317 ..Carson Palmer vs. Cincinnati, Nov. 22, 2015 (20-31)
Jay Schroeder at Atlanta, Dec. 24, 1995 (26-42)
Jim Hart vs. Green Bay, Oct. 30, 1967 (16-29)
316 ..Ryan Lindley at San Francisco, Dec. 28, 2014 (23-39)
315 ..John Skelton at Philadelphia, Nov. 13, 2011 (21-40)
Kurt Warner vs. Jacksonville, Nov. 27, 2005 (29-46)
Charley Johnson vs. Philadelphia, Dec. 8, 1963 (14-29)
314 ..Carson Palmer vs. Indianapolis, Nov. 24, 2013 (26-37)
Neil Lomax vs. Dallas, Dec. 27, 1987 (28-54)
Neil Lomax vs. Tampa Bay, Nov. 8, 1987 (25-36)
Jim Hart at Dallas, Sept. 28, 1975 (15-32)
313 ..John Skelton vs. Cleveland, Dec. 18, 2011 (28-46)
Kurt Warner vs. St. Louis, Dec. 27, 2009 (24-38)
Jim Hart vs. Detroit, Oct. 1, 1967 (19-27)
312 ..Ryan Lindley vs. St. Louis, Nov. 25, 2012 (31-52)
Tom Tupa vs. New England, Sept. 29, 1991 (17-28)
311 ..Carson Palmer vs. San Francisco, Sept. 27, 2015 (20-32)
310 ..Carson Palmer vs. Minnesota, Dec. 10, 2015 (25-35)
Charley Johnson at Cleveland, Sept. 26, 1965 (11-19)
309 ..Kevin Kolb vs. Carolina, Sept. 11, 2011 (18-27)
308 ..Kyler Murray vs. Detroit, Sept. 8, 2019 (29-54), OT
Dave Krieg vs. Kansas City, Oct. 1, 1995 (25-41)
Neil Lomax vs. Miami, Sept. 30, 1984 (22-37)
307 ..Carson Palmer vs. New Orleans, Sept. 13, 2015 (19-32)
Josh McCown vs. San Francisco, Dec. 12, 2004 (26-44)
Jeff Blake at Pittsburgh, Nov. 9, 2003 (23-43)



- 306 ..Drew Stanton vs. Detroit, Nov. 16, 2014 (21-32)
John Skelton at Green Bay, Nov. 4, 2012 (23-46)
Jim Hart vs. Washington, Sept. 23, 1979 (24-43)
Charley Johnson at Cleveland, Oct. 26, 1969 (15-30)
Charley Johnson at N.Y. Giants, Nov. 1, 1964 (15-29)
Pat Coffey vs. Chicago Bears, 1937
- 305 ..Dave Krieg at N.Y. Giants, Oct. 8, 1995 (23-38), OT
Jim Hart at Washington, Nov. 1, 1981 (24-39)
- 304 ..Carson Palmer vs. Tampa Bay, Sept. 18, 2016 (17-30)
Carson Palmer vs. San Diego, Sept. 8, 2014 (24-37)
- 302 ..Carson Palmer at Philadelphia, Dec. 1, 2013 (24-41)
Kurt Warner vs. Houston, Oct. 11, 2009 (26-38)
Charley Johnson vs. Dallas, Dec. 9, 1962 (13-27)
- 301 ..Kurt Warner vs. San Francisco, Sept. 10, 2006 (23-37)
Timm Rosenbach vs. Philadelphia, Dec. 29, 1990 (19-31)
Charley Johnson vs. Pittsburgh, Oct. 13, 1963 (21-42)
- 300 ..Carson Palmer vs. Washington, Dec. 4, 2016 (30-46)
Kurt Warner vs. St. Louis, Dec. 30, 2007 (23-39)
Neil Lomax vs. N.Y. Giants, Dec. 9, 1984 (23-33)

RECEIVING YARDS

- 256 ..Sonny Randle at N.Y. Giants, Nov. 4, 1962 (16 rec., TD)
217 ..Anquan Boldin at Detroit, Sept. 7, 2003 (10 rec., 2 TD)
212 ..Jackie Smith vs. Pittsburgh, Oct. 13, 1963 (9 rec., 2 TD)
198 ..Sonny Randle at Cleveland, Sept. 26, 1965 (7 rec., 3 TD)
197 ..John Gilliam at Pittsburgh, Oct. 6, 1969 (10 rec., TD)
196 ..John Brown at Pittsburgh, Oct. 18, 2015 (10 rec.)
Roy Green at Washington, Dec. 16, 1984 (8 rec., 2 TD)
193 ..Michael Floyd at Jacksonville, Nov. 17, 2013 (6 rec., TD)
192 ..John Gilliam at Cleveland, Oct. 26, 1969 (4 rec., 3 TD)
190 ..Frank Sanders vs. Dallas, Nov. 15, 1998 (11 rec., TD)
189 ..Roy Green at Dallas, Oct. 7, 1984 (8 rec., 2 TD)
188 ..Rob Moore vs. Pittsburgh, Nov. 30, 1997 (8 rec.)
Frank Sanders at N.Y. Giants, Nov. 16, 1997 (9 rec., TD)
187 ..Mel Gray at N.Y. Giants, Oct. 25, 1975 (7 rec., 2 TD)
186 ..Anquan Boldin at Seattle, Nov. 16, 2008 (13 rec.)
184 ..David Boston at Cincinnati, Dec. 3, 2000 (9 rec., 2 TD)
183 ..Roy Green at Indianapolis, Sept. 16, 1984 (8 rec., 2 TD)
Dave Stief vs. Atlanta, Dec. 17, 1978 (9 rec., TD)
181 ..Anquan Boldin at Baltimore, Sept. 23, 2007 (14 rec., 2 TD)
176 ..Roy Green vs. N.Y. Giants, Nov. 13, 1988 (9 rec., TD)
Larry Fitzgerald vs. Green Bay, Jan. 16, 2016 (8 rec., TD)*
175 ..Taz Anderson vs. Philadelphia, Dec. 16, 1962 (8 rec.)
172 ..Larry Fitzgerald at Minnesota, Nov. 26, 2006 (11 rec.)
Larry Centers vs. Dallas, Dec. 25, 1995 (12 rec.)
171 ..Larry Fitzgerald vs. St. Louis, Dec. 30, 2007 (11 rec., 2 TD)

- 170 ..Roy Green vs. Dallas, Sept. 19, 1982 (10 rec., TD)
167 ..Gus Tinsley vs. Cleveland, Nov. 27, 1938 (6 rec., TD)
166 ..Michael Floyd at San Francisco, Dec. 30, 2012 (8 rec., TD)
Larry Fitzgerald at Carolina, Jan. 10, 2009 (8 rec., TD)*
Roy Green at Seattle, Sept. 17, 1989 (8 rec., 3 TD)
Ernie Jones vs. Philadelphia, Dec. 10, 1988 (6 rec., TD)
Roy Green vs. Chicago, Oct. 14, 1984 (6 rec.)
John Gilliam vs. Philadelphia, Nov. 21, 1971 (6 rec.)
165 ..Bob Shaw vs. Baltimore, Oct. 2, 1950 (8 rec., 5 TD)
164 ..Dave Williams vs. New Orleans, Nov. 2, 1969 (8 rec., 4 TD)
163 ..Roy Green vs. Washington, Oct. 21, 1984 (6 rec., 2 TD)
Don Stonesifer vs. Washington, Nov. 21, 1954
162 ..Anquan Boldin vs. Atlanta, Dec. 23, 2007 (13 rec., 2 TD), OT
Anquan Boldin vs. Carolina, Oct. 9, 2005 (10 rec., TD)
Woodley Lewis at Philadelphia, Dec. 15, 1957 (6 rec., 3 TD)
161 ..Billy Stacy vs. N.Y. Giants, Oct. 8, 1961 (3 rec., TD)
Ollie Matson at Pittsburgh, Nov. 28, 1954 (5 rec., TD)
160 ..Larry Fitzgerald vs. Philadelphia, Oct. 26, 2014 (7 rec., TD)
Mal Kutner vs. Detroit, Sept. 28, 1947 (7 rec., TD)

SACKS

- 4.5...Curtis Greer vs. Philadelphia, Dec. 18, 1983
4.0...Chandler Jones at Seattle, Dec. 22, 2019
4.0...Chandler Jones at N.Y. Giants, Oct. 20, 2019
4.0...Bertrand Berry vs. N.Y. Giants, Nov. 14, 2004
3.0...Dwight Freeneys vs. Green Bay, Dec. 27, 2015
3.0...Calais Campbell at Seattle, Nov. 23, 2014
3.0...John Abraham vs. St. Louis, Dec. 8, 2013
3.0...John Abraham vs. Houston, Nov. 10, 2013
3.0...Darnell Dockett at New Orleans, Sept. 22, 2013
3.0...Darnell Dockett at Tennessee, Nov. 29, 2009
3.0...Darnell Dockett vs. Pittsburgh, Feb. 1, 2009* (SB XLIII)*
3.0...Bertrand Berry at Oakland, Oct. 22, 2006
3.0...Adrian Wilson at St. Louis, Nov. 20, 2005
3.0...Simeon Rice at Philadelphia, Nov. 29, 2000
3.0...Ken Harvey at Washington, Sept. 12, 1993
3.0...Ken Harvey at Dallas, Nov. 3, 1991
3.0...Ken Harvey at Atlanta, Dec. 9, 1990
3.0...Freddie Joe Nunn at Dallas, Oct. 30, 1988
3.0...Freddie Joe Nunn at Tampa Bay, Dec. 20, 1987
3.0...Curtis Greer vs. Dallas, Sept. 13, 1987
3.0...Al Baker vs. Philadelphia, Dec. 18, 1983
3.0...E.J. Junior at N.Y. Giants, Dec. 4, 1983
3.0...David Galloway vs. Seattle, Nov. 13, 1983
3.0...Curtis Greer vs. Dallas, Sept. 11, 1983
*Playoff Game +NFL rookie record ^Super Bowl record

LONGEST PLAYS

LONGEST RUNS

- 83 ...John David Crow vs. Washington, Oct. 4, 1958 (TD)
82 ...Elmer Angsman vs. Detroit, Oct. 23, 1949 (TD)
80 ...Kenyan Drake at Seattle, Dec. 22, 2019 (TD)
Andre Ellington vs. Atlanta, Oct. 27, 2013 (TD)
Tim Hightower at Atlanta, Sept. 19, 2010 (TD)
Paddy Driscoll vs. Kansas City, Oct. 18, 1925 (TD)
79 ...Ollie Matson vs. Pittsburgh, Nov. 25, 1956
Ollie Matson vs. Washington, Nov. 21, 1954
78 ...Charles Belden vs. Frankford, Oct. 25, 1930 (TD)
76 ...Otis Anderson vs. Dallas, Sept. 2, 1979 (TD)
75 ...Otis Anderson at Philadelphia, Nov. 18, 1979
Terry Metcalf at Washington, Sept. 22, 1974 (TD)
MacArthur Lane at Philadelphia, Oct. 18, 1970
Ollie Matson vs. Pittsburgh, Nov. 28, 1954
Mickey McDonald vs. Minneapolis, Oct. 13, 1929 (TD)
74 ...Adrian Murrell at Dallas, Jan. 2, 1999#
MacArthur Lane vs. New Orleans, Oct. 11, 1970 (TD)
72 ...Elmer Angsman vs. Green Bay, Oct. 10, 1948 (TD)
71 ...Beanie Wells at St. Louis, Nov. 27, 2011
Pat Harder vs. N.Y. Giants, Oct. 17, 1948 (TD)
70 ...Tim Hightower at New Orleans, Jan. 16, 2010 (TD)#
LeShon Johnson at New Orleans, Sept. 22, 1996 (TD)
Johnny Roland at Washington, Nov. 5, 1967
66 ...LeShon Johnson vs. St. Louis, Sept. 27, 1996 (OT)
Willis Crenshaw vs. Cleveland, Dec. 14, 1968 (TD)
64 ...Stump Mitchell vs. Washington, Dec. 21, 1985
Otis Anderson vs. Washington, Dec. 12, 1982
63 ...Andre Ellington at Detroit, Oct. 11, 2015 (TD)
Bill Triplett at Pittsburgh, Sept. 29, 1963

- 62 ...Chris Johnson vs. Baltimore, Oct. 26, 2015
Terry Metcalf vs. Dallas, Oct. 9, 1977 (TD)
Bill Thornton at Philadelphia, Nov. 22, 1964 (TD)
Troy Hambrick at Miami, Nov. 7, 2004
61 ...Elmer Angsman vs. Green Bay, Nov. 24, 1946 (TD)
60 ...Stump Mitchell vs. Philadelphia, Nov. 17, 1985
59 ...Bill Triplett at N.Y. Giants, Oct. 31, 1965 (TD)
58 ...David Johnson vs. N.Y. Jets, Oct. 17, 2016 (TD)
Thomas Jones at Seattle, Sept. 15, 2002 (TD)
Michael Pittman vs. Detroit, Nov. 14, 1999 (TD)
57 ...Garrison Hearst vs. New England, Oct. 10, 1993
Jerry Latin at Detroit, Dec. 21, 1975 (TD)
John David Crow at Washington, Oct. 4, 1964
John David Crow vs. Pittsburgh, Dec. 18, 1960
56 ...J.J. Nelson at Miami, Dec. 11, 2016 (TD)
Marcel Shipp at Philadelphia, Nov. 17, 2002
LeShon Johnson at New Orleans, Sept. 22, 1996 (TD)
Bobby Joe Conrad vs. Washington, Sept. 27, 1959 (TD)
55 ...Bill Thornton at Minnesota, Oct. 6, 1963 (TD)
Frank Mestnik vs. Washington, Nov. 5, 1960
54 ...Donny Anderson vs. N.Y. Giants, Oct. 28, 1973
Johnny Roland vs. New Orleans, Dec. 3, 1967 (TD)
Prentice Gautt at Philadelphia, Oct. 1, 1961 (TD)
53 ...David Johnson vs. Oakland, Nov. 18, 2018
Beanie Wells at St. Louis, Nov. 27, 2011
52 ...LaRod Stephens-Howling at Atlanta, Nov. 18, 2012
Otis Anderson at N.Y. Giants, Nov. 30, 1980
Terry Metcalf at N.Y. Jets, Nov. 23, 1975
51 ...Otis Anderson at Dallas, Nov. 16, 1980 (TD)



- 50...Tim Hightower at St. Louis, Nov. 22, 2009
 Terry Metcalf at Philadelphia, Sept. 16, 1973
 Johnny Roland at Washington, Oct. 23, 1966
 John David Crow vs. Dallas, Oct. 23, 1960

LONGEST PASS PLAYS

- 98...Jim Hart to Ahmad Rashad vs. L.A. Rams, Dec. 10, 1972
 Ogden Compton to Dick Lane at Green Bay, Nov. 13, 1955 (TD)
 Doug Russell to Gaynell Tinsley vs. Cleveland, Nov. 27, 1938 (TD)
 97...Pat Coffee to Gaynell Tinsley vs. Chicago, Dec. 5, 1937 (TD)
 93...Neil Lomax to Ernie Jones vs. Philadelphia, Oct. 10, 1988 (TD)
 91...Carson Palmer to Michael Floyd at Jacksonville, Nov. 17, 2013 (TD)
 M.C. Reynolds to John David Crow at Cleveland, Oct. 12, 1958 (TD)
 88...Kyler Murray to Andy Isabella vs. San Francisco, Oct. 31, 2019 (TD)
 86...Charley Johnson to Sonny Randle at Dallas, Oct. 28, 1962 (TD)
 85...M.C. Reynolds to Woodley Lewis vs. Washington, Sept. 27, 1959 (TD)
 84...Charley Johnson to John Gilliam at Cleveland, Oct. 26, 1969 (TD)
 83...Neil Lomax to Roy Green vs. Washington, Oct. 21, 1984 (TD)
 Lamar McHan to Gern Nagler vs. Washington, Oct. 6, 1957
 82...Paul Christman to Bill Dewell vs. Chicago Bears, Oct. 6, 1946 (TD)
 81...Logan Thomas to Andre Ellington at Denver, Oct. 5, 2014 (TD)
 Gary Hammond to Jackie Smith vs. Dallas, Oct. 13, 1974
 Frank Tripucka to Fran Polsoff vs. Washington, Oct. 22, 1950 (TD)
 80...Carson Palmer to J.J. Nelson at Seattle, Dec. 24, 2016 (TD)
 Carson Palmer to Larry Fitzgerald vs. Philadelphia, Oct. 26, 2014 (TD)
 Jake Plummer to Marcel Shipp at St. Louis, Dec. 15, 2002 (TD)
 Jim Hart to Earl Thomas at Dallas, Sept. 28, 1975 (TD)
 Jim Hart to Mel Gray vs. Dallas, Oct. 13, 1974
 Gary Keithley to Mel Gray at N.Y. Giants, Nov. 18, 1973 (TD)
 Pete Beathard to Mel Gray at Philadelphia, Dec. 12, 1971 (TD)
 Jim Hart to Bobby Joe Conrad vs. Pittsburgh, Nov. 10, 1968 (TD)
Charley Johnson to Billy Gambrell vs. Green Bay at Miami, Jan. 5, 1965 (TD)#
 Ralph Guglielmi to Bill Stacy vs. N.Y. Giants, Oct. 8, 1961 (TD)
 Paul Christman to Boris Dimancheff vs. Chicago Bears, Dec. 14, 1947 (TD)
 79...Jim Hart to John Gilliam at Detroit, Dec. 6, 1970
 78...Matt Leinart to Larry Fitzgerald at New England, Dec. 21, 2008 (TD)
 Steve Pisarkiewicz to Mel Gray vs. Philadelphia, Oct. 14, 1979 (TD)
 Jim Hart to MacArthur Lane vs. N.Y. Giants, Dec. 13, 1970 (TD)
 Charley Johnson to Willis Crenshaw at Cleveland, Sept. 26, 1965 (TD)
 Charley Johnson to Jackie Smith at N.Y. Giants, Nov. 1, 1964 (TD)
 Charley Johnson to Joe Childress vs. Philadelphia, Dec. 8, 1963 (TD)
 Sam Etchevery to Taz Anderson vs. Dallas, Dec. 10, 1961



John David Crow holds claim to the longest run in club history, an 83-yard carry for a touchdown.

- 77...Tom Tupa to Don Holmes at L.A. Rams, Nov. 19, 1989 (TD)
 Jim Hart to Mel Gray vs. San Francisco, Oct. 31, 1976 (TD)
 Charley Johnson to Sonny Randle vs. Philadelphia, Dec. 16, 1961 (TD)
 76...Jim Hart to Jackie Smith vs. New Orleans, Dec. 3, 1967 (TD)
 75...Josh Rosen to Christian Kirk at San Francisco, Oct. 7, 2018 (TD)
Carson Palmer to Larry Fitzgerald vs. Green Bay, Jan. 16, 2016 #
 Carson Palmer to John Brown vs. Philadelphia, Oct. 26, 2014 (TD)
 Carson Palmer to Larry Fitzgerald at San Francisco, Oct. 13, 2013 (TD)
 Kurt Warner to Larry Fitzgerald vs. Miami, Sept. 14, 2008
 Neil Lomax to Pat Tilley at Baltimore, Nov. 22, 1981
 Charley Johnson to John Gilliam at Cleveland, Oct. 26, 1969 (TD)
 Lamar McHan to Dick Lane at Chicago Bears, Dec. 9, 1956
 74...John Skelton to Andre Roberts vs. Dallas, Dec. 25, 2010 (TD)
 Jim Hart to Mel Gray vs. N.Y. Giants, Nov. 5, 1978
 Jim Hart to Mel Gray at N.Y. Jets, Nov. 23, 1975
 Jim Hart to Jackie Smith vs. Philadelphia, Oct. 22, 1967 (TD)
 Charley Johnson to Sonny Randle vs. Dallas, Dec. 9, 1962 (TD)
 73...Kevin Kolb to LaRod Stephens-Howling vs. Pittsburgh, Oct. 23, 2011 (TD)
 Kevin Kolb to Larry Fitzgerald at Washington, Sept. 18, 2011 (TD)
 72...Chris Chandler to Ernie Jones N.Y. Giants, Oct. 11, 1992 (TD)
 Tom Tupa to Ernie Jones vs. Dallas, Nov. 12, 1989 (TD)
 Charley Johnson to Sonny Randle at Cleveland, Sept. 26, 1965 (TD)
 Charley Johnson to Bobby Joe Conrad vs. Dallas, Dec. 9, 1962 (TD)
 71...*Kurt Warner to Anquan Boldin vs. Atlanta, Jan. 3, 2009 (TD)#*
 Dave Brown to Rob Moore at N.Y. Jets, Nov. 7, 1999
 Jeff Blake to Anquan Boldin at Detroit, Sept. 7, 2003 (TD)
 Neil Lomax to Roy Green at Dallas, Nov. 24, 1983 (TD)
 Neil Lomax to Pat Tilley vs. San Diego, Nov. 20, 1983 (TD)
 Tim Van Galder to Jackie Smith at Baltimore, Sept. 17, 1972
 Jim Hart to Dave Williams vs. Pittsburgh, Nov. 10, 1968 (TD)
 Charley Johnson to Bobby Joe Conrad at Pittsburgh, Oct. 17, 1965

Playoff Game

LONGEST PUNTS

- 84...Doug Russell vs. Chicago, Sept. 11, 1938
 81...Mike Wood at N.Y. Giants, Dec. 10, 1978
 75...Carl Birdsong at Philadelphia, Dec. 20, 1981
 73...Rich Camarillo at Dallas, Sept. 20, 1992
 70...Dave Zastudil at San Francisco, Dec. 30, 2012
 69...Jerry Stovall vs. Cleveland, Dec. 1, 1963
 68...Dave Zastudil vs. Miami, Sept. 30, 2012
 Jeff Feagles at Minnesota, Dec. 1, 1996
 Greg Cater at San Francisco, Oct. 18, 1987
 67...Drew Butler at Atlanta, Nov. 30, 2014
 Scott Player vs. Chicago, Oct. 11, 1998
 Carl Birdsong at Tampa Bay, Nov. 10, 1985
 Chuck Latourette vs. Pittsburgh, Nov. 12, 1967
 66...Dave Zastudil vs. San Francisco, Dec. 11, 2011
 Greg Horne vs. N.Y. Giants, Nov. 13, 1988
 Carl Birdsong at Green Bay, Sept. 29, 1985
 Carl Birdsong at Atlanta, Oct. 18, 1981
 Larry Swider at Baltimore, Oct. 26, 1980
 65...Dave Zastudil at Green Bay, Nov. 4, 2012
 Ben Graham vs. San Francisco, Nov. 29, 2010
 Carl Birdsong at Chicago, Dec. 19, 1982

LONGEST PUNT RETURNS

- 99.... Patrick Peterson vs. St. Louis, Nov. 6, 2011 (TD)
 95.... Frank Bernardi at Washington, Oct. 14, 1956 (TD)
 89.... Patrick Peterson vs. Carolina, Sept. 11, 2011 (TD)
 88.... Phil Sarboe vs. N.Y. Giants, Oct. 27, 1935 (TD)
 86.... Chuck Latourette at New Orleans, Sept. 29, 1968 (TD)
 Johnny Roland at Philadelphia, Oct. 2, 1966 (TD)
 84.... Ken Hall vs. Pittsburgh, Nov. 1, 1959 (TD)
 82.... Patrick Peterson at Baltimore, Oct. 30, 2011 (TD)
 Don Paul vs. Philadelphia, Nov. 19, 1950 (TD)
 80.... Patrick Peterson at St. Louis, Nov. 27, 2011 (TD)
 78.... Ollie Matson vs. Cleveland, Dec. 11, 1955 (TD)
 77.... Lee Nelson at Chicago, Dec. 16, 1979
 Ollie Matson vs. Chicago, Nov. 27, 1955 (TD)
 76.... Vai Sikahema vs. N.Y. Giants, Dec. 13, 1987 (TD)
 75.... Charley Trippi vs. Philadelphia, Dec. 28, 1947 (TD)#



74.... Johnny Roland at Dallas, Nov. 16, 1970 (TD)
 Billy Stacy vs. N.Y. Giants, Nov. 22, 1959 (TD)
 73.... Steve Breaston vs. Pittsburgh, Sept. 30, 2007 (TD)
 Bobby Joe Conrad vs. Philadelphia, Oct. 15, 1961 (TD)
 71.... Ted Ginn, Jr. at N.Y. Giants, Sept. 14, 2014 (TD)
 Vai Sikaheima vs. Tampa Bay, Dec. 21, 1986 (TD)
 John Cochran vs. Green Bay, Nov. 27, 1949 (TD)
 70.... Willard Harrell at Washington, Nov. 19, 1978 (TD)
 Jerry Davis vs. N.Y. Giants, Oct. 17, 1948 (TD)
 69.... Terry Metcalf vs. New England, Nov. 2, 1975 (TD)
 Bobby Joe Conrad vs. N.Y. Giants, Nov. 22, 1959 (TD)
 68.... Willard Harrell vs. Pittsburgh, Sept. 16, 1979
 Jim Burson at San Francisco, Sept. 27, 1964 (TD)
 67.... Charley Trippi vs. Pittsburgh, Nov. 14, 1948 (TD)
 65.... Johnny Bailey vs. Dallas, Nov. 22, 1992
 64.... Steve Breaston vs. Minnesota, Dec. 6, 2009
 61.... Vai Sikaheima vs. N.Y. Giants, Oct. 5, 1986
 60.... Vai Sikaheima vs. Tampa Bay, Dec. 21, 1986 (TD)
 58.... Johnny Bailey at Washington, Sept. 12, 1993 (TD)
 57.... Roy Green vs. Detroit, Dec. 7, 1980 (TD)
 55.... Arnold Jackson at Oakland, Dec. 2, 2001
 54.... Mark Bell at New Orleans, Oct. 5, 1980
 53.... Vai Sikaheima at Washington, Oct. 8, 1989
 51.... Gary Hammond at N.Y. Giants, Nov. 18, 1973

#Playoff game

LONGEST KICKOFF RETURNS

108.. David Johnson at Chicago, Sept. 20, 2015 (TD)
 106.. Roy Green at Dallas, Oct. 21, 1979 (TD)
 105.. Frank Seno at N.Y. Giants, Oct. 20, 1946 (TD)
 Ollie Matson at Washington, Oct. 14, 1956 (TD)
 103.. George Hoey vs. Philadelphia, Nov. 21, 1971 (TD)
 102.. LaRod Stephens-Howling vs. Oakland, Sept. 26, 2010 (TD)
 Doug Russell vs. Cincinnati, Sept. 23, 1934 (TD)
 101.. Ollie Matson vs. Pittsburgh, Nov. 23, 1958 (TD)
 100.. Ollie Matson vs. Chicago, Oct. 5, 1952 (TD)
 John Gilliam at Green Bay, Dec. 21, 1969 (TD)
 Josh Scobey at St. Louis, Sept. 28, 2003 (TD)
 99.... LaRod Stephens-Howling at Tennessee, Nov. 29, 2009 (TD)
 J.J. Arrington at Minnesota, Nov. 26, 2006 (TD)
 98.... MarTay Jenkins at Minnesota, Nov. 12, 2000 (TD)
 97.... Don Shy vs. Washington, Sept. 23, 1973 (TD)
 96.... LaRod Stephens-Howling at Minnesota, Nov. 7, 2010 (TD)
 95.... MarTay Jenkins at Seattle, Sept. 15, 2002 (TD)
 94.... Terry Metcalf vs. Cleveland, Sept. 24, 1974 (TD)

Roy Shivers at Cleveland, Sept. 25, 1966 (TD)
 93.... J.J. Arrington vs. Dallas, Oct. 12, 2008 (TD)
 Terry Metcalf at Washington, Oct. 13, 1975 (TD)

LONGEST INTERCEPTION RETURNS

102.. Greg Toler vs. Detroit, Dec. 16, 2012 (TD)
 99.... Dominique Rodgers-Cromartie vs. St. Louis, Dec. 7, 2008 (TD)
 Adrian Wilson at Atlanta, Oct. 1, 2006 (TD)
 96.... Larry Wilson vs. Cleveland, Dec. 19, 1965 (TD)
 92.... Leo Sanford at Pittsburgh, Sept. 26, 1955 (TD)
 91.... Larry Wilson at Philadelphia, Oct. 2, 1966 (TD)
 88.... Rashad Johnson at Atlanta, Nov. 30, 2014 (TD)
 82.... Justin Bethel at Detroit, Sept. 10, 2017 (TD)
 80.... Ralph Brown vs. Green Bay, Jan. 3, 2010
 79.... Mike Sensibaugh vs. N.Y. Giants, Oct. 31, 1977 (TD)
 78.... Kwamie Lassiter vs. Philadelphia, Dec. 5, 1999 (TD)
 ... Carl Allen at Chicago Bears, Dec. 16, 1979
 72.... Patrick Peterson at Carolina, Jan. 24, 2016
 Lorenzo Lynch vs. Seattle, Oct. 28, 1996 (TD)***
 71.... Rod Hood vs. Cleveland, Dec. 2, 2007 (TD)
 70.... Renaldo Hill vs. St. Louis, Nov. 23, 2003 (TD)
 Tommy Bennett at Philadelphia, Dec. 13, 1998 (TD)
 Carl Allen vs. Philadelphia, Sept. 28, 1980 (TD)
 69.... Pat Fischer vs. Philadelphia, Oct. 22, 1965 (TD)
 68.... Rod Hood at St. Louis, Oct. 7, 2007 (TD)
 Bob Nussbaumer at Green Bay, Oct. 16, 1949
 67.... Leonard Smith vs. Green Bay, Sept. 29, 1985

****+NFL record (Longest OT interception return for a touchdown in NFL history)**

LONGEST FUMBLE RETURNS

104.. Aeneas Williams vs. Washington, Nov. 5, 2000 (TD)+
 99.... Adrian Wilson at Minnesota, Nov. 26, 2006 (TD)
 93.... James Sanders vs. Philadelphia, Sept. 23, 2012 (TD)
 88.... Larry Wilson at Green Bay, Dec. 21, 1969 (TD)
 85.... Eric Hill at L.A. Rams, Sept. 1, 1991 (TD)
 83.... Vince Banonis vs. N.Y. Giants, Nov. 30, 1947 (TD)
 77.... Mark Jackson vs. New Orleans, Oct. 11, 1987 (TD)
 72.... Steve Neils vs. Cleveland, Oct. 28, 1979 (TD)
 71.... Ron Yankowski at Washington, Sept. 22, 1974 (TD)
 62.... Larry Stallings vs. Chicago, Sept. 28, 1969 (TD)
 60.... Patrick Peterson vs. Miami, Sept. 30, 2012
 58.... Norm Thompson vs. L.A. Rams, Dec. 10, 1972 (TD)
+Equals NFL record

100-YARD RUSHING GAMES

Date	Player	Opponent	Att.	Yards
* Dec. 22, 2019	Kenyan Drake	at Seattle	24	166
* Dec. 15, 2019	Kenyan Drake	vs. Cleveland	22	137
Oct. 31, 2019	Kenyan Drake	vs. San Francisco	15	110
Oct. 20, 2019	Chase Edmonds	at N.Y. Giants	27	126
Nov. 18, 2018	David Johnson	vs. Oakland	25	137
Nov. 5, 2017	Adrian Peterson	at San Francisco	37	159
Oct. 15, 2017	Adrian Peterson	vs. Tampa Bay	26	134
Nov. 20, 2016	David Johnson	at Minnesota	22	103
* Oct. 23, 2016	David Johnson	vs. Seattle	33	113
* Oct. 17, 2016	David Johnson	vs. N.Y. Jets	22	111
* Oct. 6, 2016	David Johnson	at San Francisco	27	157
Dec. 20, 2015	David Johnson - R	at Philadelphia	29	187
* Nov. 1, 2015	Chris Johnson	at Cleveland	30	109
* Oct. 26, 2015	Chris Johnson	vs. Baltimore	18	122
Oct. 11, 2015	Chris Johnson	at Detroit	11	103
Sept. 27, 2015	Chris Johnson	vs. San Francisco	22	110
Dec. 7, 2014	Kerwynn Williams	vs. Kansas City	19	100
Oct. 27, 2013	Andre Ellington - R	vs. Atlanta	15	154
Nov. 18, 2012	LaRod Stephens-Howling	at Atlanta	22	127
Oct. 21, 2012	LaRod Stephens-Howling	at Minnesota	20	104
Nov. 27, 2011	Beanie Wells	at St. Louis	27	228 #
Oct. 2, 2011	Beanie Wells	vs. N.Y. Giants	27	138
Dec. 12, 2010	Tim Hightower	vs. Denver	18	148
Sept. 19, 2010	Tim Hightower	at Atlanta	11	115
Dec. 20, 2009	Beanie Wells - R	at Detroit	17	110

Date	Player	Opponent	Att.	Yards
Nov. 22, 2009	Tim Hightower	at St. Louis	14	110
Dec. 28, 2008	Edgerrin James	vs. Seattle	14	100
Nov. 2, 2008	Tim Hightower - R	at St. Louis	22	109
Sept. 7, 2008	Edgerrin James	vs. San Francisco	26	100
Dec. 30, 2007	Edgerrin James	vs. St. Louis	24	102
Dec. 2, 2007	Edgerrin James	vs. Cleveland	24	114
Sept. 16, 2007	Edgerrin James	vs. Seattle	24	128
Dec. 24, 2006	Edgerrin James	at San Francisco	29	105
* Dec. 10, 2006	Edgerrin James	vs. Seattle	26	115
* Dec. 3, 2006	Edgerrin James	at St. Louis	26	115
Oct. 24, 2004	Emmitt Smith	vs. Seattle	26	106
Oct. 3, 2004	Emmitt Smith	vs. New Orleans	21	127
* Nov. 2, 2003	Marcel Shipp	vs. Cincinnati	29	141
* Oct. 26, 2003	Marcel Shipp	vs. San Francisco	35	165
Nov. 24, 2002	Marcel Shipp	vs. Oakland	16	135
Sept. 15, 2002	Thomas Jones	at Seattle	24	173
Oct. 8, 2000	Michael Pittman	vs. Cleveland	16	107
Nov. 14, 1999	Michael Pittman	vs. Detroit	23	133
Dec. 13, 1998	Adrian Murrell	at Philadelphia	32	174
Nov. 8, 1998	Adrian Murrell	vs. Washington	23	107
Sept. 20, 1998	Adrian Murrell	vs. Philadelphia	22	145
Sept. 22, 1996	LeShon Johnson	at New Orleans	21	214
Nov. 12, 1995	Garrison Hearst	vs. Minnesota	18	103
Oct. 15, 1995	Ronald Moore	vs. Washington	28	118
Oct. 8, 1995	Garrison Hearst	at N.Y. Giants	23	122



Date	Player	Opponent	Att.	Yards
Sept. 17, 1995	Garrison Hearst	at Detroit	22	121
Dec. 26, 1993	Ronald Moore - R	vs. N.Y. Giants	23	135
Dec. 5, 1993	Ronald Moore - R	vs. L.A. Rams	29	126
Nov. 7, 1993	Ronald Moore - R	vs. Philadelphia	36	160
* Dec. 20, 1992	Johnny Johnson	at Indianapolis	28	146
* Dec. 12, 1992	Johnny Johnson	vs. N.Y. Giants	36	156
Nov. 1, 1992	Johnny Johnson	vs. San Francisco	26	102
Nov. 25, 1990	Anthony Thompson - R	vs. New England	28	136
Nov. 18, 1990	Johnny Johnson - R	vs. Green Bay	15	103
& Oct. 21, 1990	Johnny Johnson - R	at N.Y. Giants	30	108
& Oct. 14, 1990	Johnny Johnson - R	vs. Dallas	19	120
* Oct. 30, 1988	Earl Ferrell	at Dallas	19	110
* Oct. 23, 1988	Earl Ferrell	vs. Cleveland	18	110
Sept. 25, 1988	Earl Ferrell	vs. Washington	19	109
Sept. 18, 1988	Stump Mitchell	at Tampa Bay	18	110
Sept. 4, 1988	Stump Mitchell	at Cincinnati	22	110
* Dec. 20, 1987	Stump Mitchell	at Tampa Bay	23	101
* Dec. 13, 1987	Stump Mitchell	vs. N.Y. Giants	26	111
* Dec. 6, 1987	Stump Mitchell	vs. Washington	20	101
Oct. 18, 1987	Derrick McAdoo - R	at San Francisco	23	111
Oct. 12, 1986	Stump Mitchell	at Tampa Bay	20	126
Dec. 21, 1985	Stump Mitchell	vs. Washington	12	129
Dec. 8, 1985	Stump Mitchell	vs. New Orleans	28	158
Nov. 17, 1985	Stump Mitchell	vs. Philadelphia	22	179
Oct. 27, 1985	Stump Mitchell	vs. Houston	21	148
Sept. 29, 1985	Ottis Anderson	vs. Green Bay	20	104
Dec. 2, 1984	Ottis Anderson	at New England	30	136
Nov. 18, 1984	Ottis Anderson	at N.Y. Giants	24	111
Oct. 7, 1984	Ottis Anderson	at Dallas	25	110
Sept. 30, 1984	Stump Mitchell	vs. Miami	20	109
Sept. 16, 1984	Ottis Anderson	at Indianapolis	23	119
* Dec. 18, 1983	Ottis Anderson	vs. Philadelphia	23	156
* Dec. 11, 1983	Ottis Anderson	at L.A. Raiders	24	119
& Nov. 20, 1983	Ottis Anderson	vs. San Diego	28	113
& Nov. 13, 1983	Ottis Anderson	vs. Seattle	29	130
Oct. 30, 1983	Ottis Anderson	vs. Minnesota	24	136
Oct. 24, 1983	Stump Mitchell	vs. N.Y. Giants	24	108
& Oct. 2, 1983	Ottis Anderson	at Kansas City	21	106
& Sept. 25, 1983	Ottis Anderson	at Philadelphia	29	133
Sept. 18, 1983	Stump Mitchell	vs. San Francisco	8	123
Dec. 26, 1982	Ottis Anderson	vs. N.Y. Giants	30	110
* Dec. 12, 1982	Ottis Anderson	vs. Washington	15	109
* Dec. 5, 1982	Stump Mitchell	at Philadelphia	25	145
Nov. 28, 1982	Ottis Anderson	at Atlanta	20	122
Dec. 20, 1981	Ottis Anderson	at Philadelphia	19	102
* Nov. 22, 1981	Ottis Anderson	at Baltimore	29	130
* Nov. 15, 1981	Ottis Anderson	vs. Buffalo	27	177
Nov. 1, 1981	Ottis Anderson	at Washington	18	122
Dec. 21, 1980	Ottis Anderson	vs. Washington	22	122
& Nov. 30, 1980	Ottis Anderson	at N.Y. Giants	31	168
& Nov. 23, 1980	Ottis Anderson	vs. Kansas City	16	107
& Nov. 16, 1980	Ottis Anderson	at Dallas	31	100
* Oct. 5, 1980	Ottis Anderson	at New Orleans	22	126
	Wayne Morris	at New Orleans	22	102
* Sept. 28, 1980	Ottis Anderson	vs. Philadelphia	27	151
& Dec. 9, 1979	Ottis Anderson - R	vs. N.Y. Giants	29	140
& Dec. 2, 1979	Ottis Anderson - R	vs. San Francisco	27	129
* Nov. 18, 1979	Ottis Anderson - R	at Philadelphia	17	112
* Nov. 11, 1979	Ottis Anderson - R	at Washington	25	105
* Nov. 4, 1979	Ottis Anderson - R	vs. Minnesota	25	164
Oct. 21, 1979	Ottis Anderson - R	at Dallas	20	104
Oct. 7, 1979	Ottis Anderson - R	at Houston	16	109
* Sept. 9, 1979	Ottis Anderson - R	at N.Y. Giants	31	109
* Sept. 2, 1979	Ottis Anderson - R	vs. Dallas	21	193
Nov. 19, 1978	Wayne Morris	at Washington	36	123
Dec. 10, 1977	Terry Metcalf	vs. Washington	19	119
Nov. 6, 1977	Wayne Morris	at Minnesota	27	182
* Dec. 12, 1976	Jim Otis	at New York Giants	28	119
* Dec. 4, 1976	Jim Otis	vs. Baltimore	29	107
& Nov. 7, 1976	Jim Otis	at Philadelphia	27	115
& Oct. 31, 1976	Jim Otis	vs. San Francisco	23	109
Sept. 12, 1976	Jim Otis	at Seattle	27	140
	Terry Metcalf	at Seattle	16	113
Dec. 21, 1975	Jerry Latin - R	at Detroit	15	112

Date	Player	Opponent	Att.	Yards
Dec. 14, 1975	Jim Otis	at Chicago	33	147
Nov. 16, 1975	Jim Otis	vs. Washington	23	109
Oct. 19, 1975	Jim Otis	vs. Philadelphia	23	116
Oct. 5, 1975	Jim Otis	vs. N.Y. Giants	20	101
	Terry Metcalf	vs. N.Y. Giants	15	109
Nov. 25, 1973	Donny Anderson	at Cincinnati	18	105
Dec. 9, 1973	Terry Metcalf - R	at Atlanta	18	100
Oct. 28, 1973	Donny Anderson	vs. N.Y. Giants	18	130
Sept. 16, 1973	Terry Metcalf - R	at Philadelphia	16	133
Nov. 19, 1972	Donny Anderson	vs. N.Y. Giants	22	121
Oct. 29, 1972	Donny Anderson	vs. Chicago	18	102
Nov. 28, 1971	Johnny Roland	at N.Y. Giants	24	116
* Oct. 18, 1970	MacArthur Lane	at Philadelphia	15	125
* Oct. 11, 1970	MacArthur Lane	vs. New Orleans	16	132
Sept. 27, 1970	MacArthur Lane	vs. Washington	28	146
Nov. 30, 1969	Cid Edwards	vs. Pittsburgh	13	128
Dec. 8, 1968	Willis Crenshaw	at N.Y. Giants	28	162
Dec. 3, 1967	Johnny Roland	vs. New Orleans	21	106
Nov. 5, 1967	Johnny Roland	at Washington	25	130
Oct. 8, 1967	Johnny Roland	at Minnesota	17	122
Sept. 17, 1967	Johnny Roland	vs. N.Y. Giants	21	124
Oct. 23, 1966	Johnny Roland - R	at Washington	20	109
Oct. 31, 1965	Bill Triplett	at N.Y. Giants	23	176
Nov. 22, 1964	Bill Thornton	at Philadelphia	12	128
Dec. 1, 1963	Bill Triplett	vs. Cleveland	16	102
Sept. 22, 1963	Joe Childress	at Philadelphia	29	136
Dec. 9, 1962	John David Crow	vs. Dallas	18	118
Oct. 1, 1961	Prentice Gautt	at Philadelphia	15	135
Dec. 18, 1960	John David Crow	vs. Pittsburgh	24	203
Nov. 20, 1960	John David Crow	at Washington	17	157
Oct. 23, 1960	John David Crow	vs. Dallas	24	143
Oct. 9, 1960	John David Crow	at Philadelphia	16	134
Sept. 27, 1959	Bobby Joe Conrad	vs. Washington	11	140
Oct. 20, 1957	Ollie Matson	vs. Washington	13	155
Nov. 25, 1956	Ollie Matson	vs. Pittsburgh	16	159
Sept. 30, 1956	Ollie Matson	vs. Cleveland	20	144
Nov. 20, 1955	Dave Mann - R	vs. Chicago Bears	10	108
Nov. 5, 1955	Ollie Matson	vs. Pittsburgh	13	130
* Nov. 28, 1954	Ollie Matson	at Pittsburgh	10	115
* Nov. 21, 1954	Ollie Matson	vs. Washington	8	163
Dec. 16, 1951	Charley Trippi	at Chicago Bears	13	145
Nov. 13, 1949	Pat Harder	vs. New York Yanks	13	117
* Oct. 30, 1949	Charley Trippi	vs. N.Y. Giants	18	125
* Oct. 23, 1949	Elmer Angsman	vs. Detroit	12	116
Sept. 26, 1949	Charley Trippi	vs. Washington	10	130
Nov. 7, 1948	Charley Trippi	vs. Detroit	10	103
Oct. 24, 1948	Charley Trippi	vs. Boston	9	104
Oct. 10, 1948	Elmer Angsman	vs. Green Bay	18	146
Dec. 28, 1947	Elmer Angsman	vs. Philadelphia	10	159
Dec. 1, 1946	Pat Harder - R	vs. Chicago Bears	12	112
* Nov. 12, 1944	John Grigas	at Detroit	25	123
* Nov. 5, 1944	John Grigas	vs. Detroit	30	117
* Oct. 29, 1944	John Grigas	at Washington	30	100
Dec. 6, 1936	George Grosvenor	vs. Green Bay	35	100
Nov. 29, 1936	George Grosvenor	vs. Chicago Bears	--	126
Dec. 1, 1935	Doug Russell	vs. Chicago Bears	--	100

Career 100-Yard Rushers (179 Total)

Ottis Anderson - 34; Stump Mitchell - 14; Jim Otis - 9; Edgerrin James - 8; David Johnson - 6; Johnny Johnson - 6; Ollie Matson - 6; Johnny Roland - 6; John David Crow - 5; Terry Metcalf - 5; Charley Trippi - 5; Donny Anderson - 4; Tim Hightower - 4; Chris Johnson - 4; Ronald Moore - 4; Kenyan Drake - 4; Earl Ferrell - 3; John Grigas - 3; Garrison Hearst - 3; MacArthur Lane - 3; Wayne Morris - 3; Adrian Murrell - 3; Marcel Shipp - 3; Beanie Wells - 3; Elmer Angsman - 2; George Grosvenor - 2; Pat Harder - 2; Adrian Peterson - 2; Michael Pittman - 2; Emmitt Smith - 2; LaRod Stephens-Howling - 2; Bill Triplett - 2; One Each: Joe Childress; Bobby Joe Conrad; Willis Crenshaw; Chase Edmonds; Cid Edwards; Andre Ellington; Prentice Gautt; LeShon Johnson; Thomas Jones; Jerry Latin; Dave Mann; Derrick McAdoo; Doug Russell; Anthony Thompson; Bill Thornton; Kerwyn Williams.

denotes franchise record

* and & denote consecutive games

R denotes rookies



100-YARD RECEIVING GAMES

Date	Player	Opponent	Receptions	Yards	Date	Player	Opponent	Receptions	Yards
Nov. 10, 2019	Christian Kirk	at Tampa Bay	6	138	Oct. 26, 2008	Larry Fitzgerald	at Carolina	7	115
Sept. 15, 2019	Christian Kirk	at Baltimore	6	114	Oct. 12, 2008	Steve Breaston	vs. Dallas	8	102
*	Larry Fitzgerald	at Baltimore	5	104	Sept. 28, 2008	Anquan Boldin	at N.Y. Jets	10	119
* Sept. 8, 2019	Larry Fitzgerald	vs. Detroit	8	113		Steve Breaston	at N.Y. Jets	9	122
Oct. 28, 2018	Larry Fitzgerald	vs. San Francisco	8	102	*	Larry Fitzgerald	at N.Y. Jets	8	122
Dec. 24, 2017	Larry Fitzgerald	vs. N.Y. Giants	9	119	* Sept. 21, 2008	Larry Fitzgerald	at Washington	7	109
Nov. 9, 2017	Larry Fitzgerald	vs. Seattle	10	113	* Sept. 14, 2008	Larry Fitzgerald	vs. Miami	6	153
Oct. 15, 2017	Larry Fitzgerald	vs. Tampa Bay	10	138		Anquan Boldin	vs. Miami	6	140
Oct. 1, 2017	Jaron Brown	vs. San Francisco	8	105	Dec. 30, 2007	Larry Fitzgerald	vs. St. Louis	11	171
Sept. 25, 2017	Larry Fitzgerald	vs. Dallas	13	149	Dec. 23, 2007	Anquan Boldin	vs. Atlanta	13	162
Sept. 17, 2017	J.J. Nelson	at Indianapolis	5	120	Dec. 9, 2007	Jerheme Urban	at Seattle	6	123
Dec. 24, 2016	J.J. Nelson	at Seattle	3	132	Nov. 25, 2007	Larry Fitzgerald	vs. San Francisco	9	156
Nov. 27, 2016	David Johnson	at Atlanta	8	103	* Oct. 7, 2007	Larry Fitzgerald	at St. Louis	9	136
Nov. 13, 2016	Larry Fitzgerald	vs. San Francisco	12	132	* Sept. 30, 2007	Larry Fitzgerald	vs. Pittsburgh	10	120
	Michael Floyd	vs. San Francisco	5	101	Sept. 23, 2007	Anquan Boldin	at Baltimore	14	181
Oct. 2, 2016	John Brown	vs. Los Angeles	10	144	Dec. 31, 2006	Anquan Boldin	at San Diego	4	112
Jan. 16, 2016	Larry Fitzgerald	vs. Green Bay	8	176	Nov. 26, 2006	Larry Fitzgerald	at Minnesota	11	172
Dec. 27, 2015	Michael Floyd	vs. Green Bay	6	111		Anquan Boldin	at Minnesota	9	140
** Dec. 10, 2015	Michael Floyd	vs. Minnesota	5	102	Oct. 16, 2006	Anquan Boldin	vs. Chicago	12	136
Dec. 6, 2015	John Brown	at St. Louis	6	113	Sept. 24, 2006	Anquan Boldin	vs. St. Louis	10	129
**	Michael Floyd	at St. Louis	7	104	Sept. 10, 2006	Larry Fitzgerald	vs. San Francisco	9	133
Nov. 22, 2015	J.J. Nelson	vs. Cincinnati	4	142	** Dec. 18, 2005	Anquan Boldin	at Houston	8	134
Nov. 15, 2015	Larry Fitzgerald	at Seattle	10	130	** Dec. 11, 2005	Anquan Boldin	vs. Washington	9	114
	Michael Floyd	at Seattle	7	113	** Dec. 4, 2005	Anquan Boldin	at San Francisco	11	156
*	Michael Floyd	at Cleveland	4	106		Larry Fitzgerald	at San Francisco	8	129
Oct. 18, 2015	John Brown	at Pittsburgh	10	196	** Nov. 27, 2005	Anquan Boldin	vs. Jacksonville	10	115
* Sept. 27, 2015	Larry Fitzgerald	vs. San Francisco	9	134	** Nov. 20, 2005	Anquan Boldin	at St. Louis	8	105
* Sept. 20, 2015	Larry Fitzgerald	at Chicago	8	112	*	Larry Fitzgerald	at St. Louis	9	104
Dec. 28, 2014	Michael Floyd	at San Francisco	8	153	* Nov. 13, 2005	Larry Fitzgerald	at Detroit	9	141
Nov. 9, 2014	Larry Fitzgerald	vs. St. Louis	9	112	* Nov. 6, 2005	Larry Fitzgerald	vs. Seattle	8	102
Oct. 26, 2014	Larry Fitzgerald	vs. Philadelphia	7	160	** Oct. 9, 2005	Anquan Boldin	vs. Carolina	10	162
	John Brown	vs. Philadelphia	5	119	*	Larry Fitzgerald	vs. Carolina	9	136
Oct. 5, 2014	Andre Ellington	at Denver	4	112	** Oct. 2, 2005	Anquan Boldin	vs. San Francisco	8	116
Sept. 21, 2014	Michael Floyd	vs. San Francisco	5	114	*	Larry Fitzgerald	vs. San Francisco	7	102
Sept. 8, 2014	Michael Floyd	vs. San Diego	5	119	Sept. 18, 2005	Anquan Boldin	vs. St. Louis	8	119
Dec. 29, 2013	Larry Fitzgerald	vs. San Francisco	6	113	Sept. 11, 2005	Larry Fitzgerald	at N.Y. Giants	13	155
* Nov. 24, 2013	Michael Floyd	vs. Indianapolis	7	104	Dec. 26, 2004	Anquan Boldin	at Seattle	7	107
* Nov. 17, 2013	Michael Floyd	at Jacksonville	6	193	Dec. 12, 2004	Anquan Boldin	vs. San Francisco	9	109
Oct. 13, 2013	Larry Fitzgerald	vs. San Francisco	6	117	Dec. 21, 2003	Anquan Boldin	at Seattle	10	122
Dec. 30, 2012	Michael Floyd	at San Francisco	8	166	Dec. 7, 2003	Anquan Boldin	at San Francisco	9	123
Dec. 23, 2012	Larry Fitzgerald	vs. Chicago	8	111	Nov. 23, 2003	Anquan Boldin	vs. St. Louis	6	123
Oct. 21, 2012	Andre Roberts	at Minnesota	7	103	Nov. 9, 2003	Anquan Boldin	at Pittsburgh	8	118
Sept. 30, 2012	Andre Roberts	vs. Miami	6	118	Sept. 7, 2003	Anquan Boldin	at Detroit	10	217
Sept. 23, 2012	Larry Fitzgerald	vs. Philadelphia	9	114	Nov. 10, 2002	Jason McCaddley	vs. Seattle	5	113
* Jan. 1, 2012	Larry Fitzgerald	vs. Seattle	9	149	Oct. 20, 2002	David Boston	vs. Dallas	6	110
* Dec. 24, 2011	Larry Fitzgerald	at Cincinnati	6	105	Sept. 8, 2002	David Boston	at Washington	7	138
Dec. 11, 2011	Larry Fitzgerald	vs. San Francisco	7	149	Dec. 30, 2001	David Boston	at Carolina	7	127
Dec. 4, 2011	Andre Roberts	vs. Dallas	6	111	* Dec. 9, 2001	David Boston	vs. Washington	6	132
Nov. 13, 2011	Larry Fitzgerald	at Philadelphia	7	146	* Dec. 2, 2001	David Boston	at Oakland	6	106
Oct. 2, 2011	Larry Fitzgerald	vs. N.Y. Giants	8	102	* Nov. 25, 2001	David Boston	at San Diego	6	121
Sept. 18, 2011	Larry Fitzgerald	at Washington	7	133	Nov. 18, 2001	Frank Sanders	vs. Detroit	7	127
Sept. 11, 2011	Early Doucet	vs. Carolina	3	105	* Nov. 11, 2001	David Boston	vs. N.Y. Giants	9	137
Jan. 2, 2011	Larry Fitzgerald	at San Francisco	11	125	* Nov. 4, 2001	David Boston	vs. Philadelphia	8	138
Dec. 25, 2010	Andre Roberts	vs. Dallas	5	110	* Oct. 28, 2001	David Boston	at Dallas	9	108
Dec. 19, 2010	Larry Fitzgerald	at Carolina	9	125	* Oct. 21, 2001	David Boston	vs. Kansas City	7	131
Nov. 7, 2010	Larry Fitzgerald	at Minnesota	7	107	Oct. 7, 2001	MarJay Jenkins	at Philadelphia	6	119
Oct. 31, 2010	Steve Breaston	vs. Tampa Bay	8	147	Sept. 23, 2001	David Boston	vs. Denver	8	145
Sept. 12, 2010	Steve Breaston	at St. Louis	7	132	Dec. 3, 2000	David Boston	at Cincinnati	9	184
Jan. 10, 2010	Steve Breaston	vs. Green Bay	7	125	Oct. 15, 2000	David Boston	vs. Philadelphia	6	123
Dec. 27, 2009	Anquan Boldin	vs. St. Louis	8	116	* Sept. 10, 2000	David Boston	vs. Dallas	6	102
Dec. 6, 2009	Larry Fitzgerald	vs. Minnesota	8	143	* Sept. 3, 2000	David Boston	at N.Y. Giants	9	128
* Nov. 22, 2009	Anquan Boldin	at St. Louis	8	103	** Jan. 2, 2000	Frank Sanders	at Green Bay	13	118
* Nov. 15, 2009	Anquan Boldin	vs. Seattle	8	105		Rob Moore	at Green Bay	6	120
Nov. 8, 2009	Larry Fitzgerald	at Chicago	9	123	** Dec. 26, 1999	Frank Sanders	at Atlanta	3	106
Oct. 18, 2009	Larry Fitzgerald	at Seattle	13	100	Nov. 28, 1999	Rob Moore	at N.Y. Giants	7	102
Sept. 13, 2009	Tim Hightower	vs. San Francisco	12	121	Oct. 10, 1999	David Boston	vs. N.Y. Giants	8	101
* Feb. 1, 2009	Larry Fitzgerald	vs. Pittsburgh (SB XLIII)	7	127	* Dec. 27, 1998	Frank Sanders	vs. San Diego	8	106
* Jan. 18, 2009	Larry Fitzgerald	vs. Philadelphia	9	152	* Dec. 20, 1998	Frank Sanders	vs. New Orleans	10	138
* Jan. 10, 2009	Larry Fitzgerald	at Carolina	8	166	Dec. 13, 1998	Rob Moore	at Philadelphia	7	109
* Jan. 3, 2009	Larry Fitzgerald	vs. Atlanta	6	101	Nov. 29, 1998	Frank Sanders	at Kansas City	6	100
* Dec. 28, 2008	Larry Fitzgerald	vs. Seattle	5	130	Nov. 15, 1998	Frank Sanders	vs. Dallas	11	190
* Dec. 21, 2008	Larry Fitzgerald	at New England	3	101	Nov. 1, 1998	Rob Moore	at Detroit	5	107
Nov. 16, 2008	Larry Fitzgerald	at Seattle	10	151	Oct. 4, 1998	Frank Sanders	vs. Oakland	10	118
	Anquan Boldin	at Seattle	13	186	* Dec. 7, 1997	Rob Moore	vs. Washington	5	114
Nov. 10, 2008	Steve Breaston	vs. San Francisco	7	124	* Nov. 30, 1997	Rob Moore	vs. Pittsburgh	8	188



Date	Player	Opponent	Receptions	Yards	Date	Player	Opponent	Receptions	Yards
* Nov. 23, 1997	Rob Moore	at Baltimore	8	112	Sept. 11, 1983	Pat Tilley	vs. Dallas	7	105
* Nov. 16, 1997	Rob Moore	at N.Y. Giants	8	139	Jan. 8, 1983	Roy Green	at Green Bay	9	113
	Frank Sanders	at N.Y. Giants	9	188	(SB Tournament)				
Oct. 19, 1997	Rob Moore	at Philadelphia	6	101	Sept. 19, 1982	Roy Green	vs. Dallas	10	170
* Oct. 5, 1997	Rob Moore	vs. Minnesota	8	108	Nov. 22, 1981	Pat Tilley	at Baltimore	5	158
* Sept. 28, 1997	Rob Moore	at Tampa Bay	8	147	Oct. 18, 1981	Pat Tilley	at Atlanta	8	100
Sept. 7, 1997	Rob Moore	vs. Dallas	6	108	Sept. 20, 1981	Roy Green	vs. Washington	4	115
Aug. 31, 1997	Frank Sanders	at Cincinnati	6	105	* Nov. 9, 1980	Pat Tilley	vs. Atlanta	6	120
Nov. 24, 1996	Rob Moore	vs. Philadelphia	9	156	* Nov. 2, 1980	Pat Tilley	vs. Dallas	5	145
Oct. 27, 1996	Rob Moore	vs. N.Y. Jets	7	143	Oct. 26, 1980	Mel Gray	at Baltimore	7	101
Sept. 29, 1996	Rob Moore	vs. St. Louis	9	143	Sept. 21, 1980	Pat Tilley	at Detroit	10	128
Sept. 1, 1996	Larry Centers	at Indianapolis	11	108	Nov. 25, 1979	Pat Tilley	at Cincinnati	5	134
Dec. 25, 1995	Larry Centers	vs. Dallas	12	172	Sept. 23, 1979	Dave Stief	vs. Washington	6	125
Dec. 9, 1995	Rob Moore	at San Diego	5	104		Pat Tilley	vs. Washington	7	114
Nov. 26, 1995	Rob Moore	vs. Atlanta	8	121	Dec. 17, 1978	Dave Stief	vs. Atlanta	9	183
	Larry Centers	vs. Atlanta	7	101		Pat Tilley	vs. Atlanta	7	105
Oct. 8, 1995	Frank Sanders	at N.Y. Giants	6	108	Nov. 5, 1978	Pat Tilley	vs. N.Y. Giants	4	101
Sept. 24, 1995	Rob Moore	at Dallas	9	154	Oct. 22, 1978	Mel Gray	at N.Y. Jets	4	105
Sept. 10, 1995	Frank Sanders	vs. Philadelphia	5	102	Oct. 8, 1978	Mel Gray	vs. Baltimore	6	112
Dec. 4, 1994	Gary Clark	at Houston	6	120	Sept. 24, 1978	Mel Gray	at Dallas	7	107
Jan. 2, 1994	Gary Clark	at Atlanta	9	121	Sept. 17, 1978	Pat Tilley	vs. Washington	7	123
Dec. 19, 1993	Gary Clark	at Seattle	12	152	Nov. 20, 1977	Mel Gray	vs. Philadelphia	4	142
Dec. 5, 1993	Gary Clark	vs. L.A. Rams	8	159	Nov. 25, 1976	Ike Harris	at Dallas	6	113
Oct. 24, 1993	Anthony Edwards	at San Francisco	4	112	Nov. 14, 1976	Ike Harris	at Los Angeles	8	130
Oct. 17, 1993	Ricky Proehl	vs. Washington	5	115		Pat Tilley	at Los Angeles	6	120
Dec. 6, 1992	Ricky Proehl	vs. San Diego	6	112	Oct. 31, 1976	Mel Gray	vs. San Francisco	3	115
Nov. 29, 1992	Ricky Proehl	at Washington	7	104	* Oct. 17, 1976	Mel Gray	vs. Dallas	7	152
Nov. 8, 1992	Ricky Proehl	at L.A. Rams	9	126	* Oct. 10, 1976	Mel Gray	at Philadelphia	6	103
Oct. 11, 1992	Ernie Jones	at N.Y. Giants	6	125	** Nov. 23, 1975	Mel Gray	at N.Y. Jets	4	116
Sept. 13, 1992	Randal Hill	vs. Philadelphia	5	109	** Nov. 16, 1975	Mel Gray	vs. Washington	7	109
Sept. 29, 1991	Ernie Jones	vs. New England	8	145	Oct. 25, 1975	Mel Gray	at N.Y. Giants	7	187
	Ricky Proehl	vs. New England	4	107	Sept. 28, 1975	Mel Gray	at Dallas	5	114
Dec. 29, 1990	Ricky Proehl	vs. Philadelphia	7	132	Nov. 24, 1974	Mel Gray	at N.Y. Giants	5	102
Dec. 23, 1990	Roy Green	vs. N.Y. Giants	8	147	Oct. 27, 1974	Earl Thomas	vs. Washington	4	106
	Ernie Jones	vs. N.Y. Giants	4	130	Oct. 13, 1974	Jackie Smith	vs. Dallas	3	110
Dec. 9, 1990	Ricky Proehl	at Atlanta	6	102	Oct. 6, 1974	Mel Gray	at San Francisco	3	124
Nov. 18, 1990	Roy Green	vs. Green Bay	4	102	Oct. 28, 1973	Mel Gray	vs. N.Y. Giants	5	125
	Ernie Jones	vs. Green Bay	7	117	Oct. 14, 1973	Ahmad Rashad	vs. Philadelphia	5	104
Dec. 3, 1989	Roy Green	vs. Washington	8	116	Sept. 23, 1973	Jackie Smith	vs. Washington	5	129
Nov. 12, 1989	Ernie Jones	vs. Dallas	3	139	Dec. 17, 1972	Walker Gillette	vs. Philadelphia	4	108
	Rob Await	vs. Dallas	6	105	Dec. 10, 1972	Bobby Moore	vs. Los Angeles	2	113
Oct. 15, 1989	Ernie Jones	vs. Philadelphia	8	114	Nov. 12, 1972	Jackie Smith	at Dallas	5	110
* Oct. 8, 1989	J.T. Smith	at Washington	8	114	Dec. 5, 1971	Mel Gray	vs. Green Bay	3	102
* Oct. 1, 1989	J.T. Smith	vs. San Diego	11	123	Nov. 21, 1971	John Gilliam	vs. Philadelphia	6	166
Sept. 17, 1989	Roy Green	at Seattle	8	166	Oct. 24, 1971	Jackie Smith	vs. San Francisco	3	103
* Sept. 10, 1989	J.T. Smith	at Detroit	10	121	Oct. 3, 1971	Mel Gray	vs. N.Y. Giants	2	124
Dec. 10, 1988	Ernie Jones	vs. Philadelphia	6	166	Sept. 27, 1971	John Gilliam	vs. N.Y. Jets	6	136
& Nov. 20, 1988	J.T. Smith	at Houston	10	114	Dec. 20, 1970	John Gilliam	at Washington	5	125
& Nov. 13, 1988	Roy Green	vs. N.Y. Giants	9	176	Dec. 13, 1970	Jackie Smith	vs. N.Y. Giants	4	115
Oct. 9, 1988	Roy Green	vs. Pittsburgh	4	119		MacArthur Lane	vs. N.Y. Giants	5	106
Sept. 18, 1988	J.T. Smith	at Tampa Bay	6	103	Dec. 6, 1970	John Gilliam	at Detroit	4	105
	Jay Novacek	at Tampa Bay	5	102	Oct. 25, 1970	John Gilliam	at N.Y. Giants	7	119
Dec. 27, 1987	Roy Green	at Dallas	7	112	Oct. 11, 1970	Jackie Smith	vs. New Orleans	5	149
	J.T. Smith	at Dallas	11	102	Sept. 18, 1970	John Gilliam	at Los Angeles	5	133
Nov. 29, 1987	J.T. Smith	at Atlanta	10	109		Jackie Smith	at Los Angeles	4	102
Nov. 8, 1987	Rob Await	vs. Tampa Bay	9	124	Nov. 9, 1969	Jackie Smith	vs. N.Y. Giants	6	101
Nov. 1, 1987	J.T. Smith	vs. Philadelphia	10	112	Nov. 2, 1969	Dave Williams	vs. New Orleans	8	164
Oct. 4, 1987	J.T. Smith	at Washington	6	116	*	John Gilliam	vs. New Orleans	5	106
Sept. 20, 1987	Roy Green	at San Diego	7	139	* Oct. 26, 1969	John Gilliam	at Cleveland	4	192
Dec. 7, 1986	J.T. Smith	at Philadelphia	10	131	Oct. 5, 1969	John Gilliam	at Pittsburgh	10	197
	Roy Green	at Philadelphia	6	100	Sept. 21, 1969	Dave Williams	at Dallas	6	104
* Nov. 16, 1986	J.T. Smith	vs. New Orleans	8	106	Nov. 10, 1968	Bobby Joe Conrad	vs. Pittsburgh	5	133
* Nov. 9, 1986	J.T. Smith	at San Francisco	10	154	*	Dave Williams	vs. Pittsburgh	5	114
Nov. 28, 1985	Pat Tilley	at Dallas	6	115		Jackie Smith	vs. Pittsburgh	5	104
Nov. 4, 1985	Pat Tilley	vs. Dallas	6	113	* Nov. 3, 1968	Dave Williams	at Philadelphia	3	100
Dec. 16, 1984	Roy Green	at Washington	8	196	Oct. 27, 1968	Jackie Smith	vs. New Orleans	4	147
	Ottis Anderson	at Washington	12	124	Dec. 17, 1967	Jackie Smith	at N.Y. Giants	8	152
Nov. 18, 1984	Ottis Anderson	at N.Y. Giants	6	112	Nov. 23, 1967	Jackie Smith	at Dallas	4	116
Nov. 4, 1984	Roy Green	vs. L.A. Rams	5	105	Nov. 5, 1967	Jackie Smith	at Washington	4	103
* Oct. 21, 1984	Roy Green	vs. Washington	6	163	Oct. 30, 1967	Dave Williams	vs. Green Bay	6	147
* Oct. 14, 1984	Roy Green	vs. Chicago	6	166	Oct. 22, 1967	Bobby Joe Conrad	vs. Philadelphia	8	115
* Oct. 7, 1984	Roy Green	at Dallas	8	189		Jackie Smith	vs. Philadelphia	4	116
Sept. 16, 1984	Roy Green	at Indianapolis	8	183	Oct. 1, 1967	Billy Gambrell	vs. Detroit	5	117
Nov. 13, 1983	Roy Green	vs. Seattle	6	130	Dec. 17, 1966	Billy Gambrell	vs. Cleveland	5	111
Oct. 24, 1983	Roy Green	vs. N.Y. Giants	6	100	* Nov. 13, 1966	Jackie Smith	at Pittsburgh	5	106
Sept. 18, 1983	Roy Green	vs. San Francisco	8	133	* Nov. 6, 1966	Jackie Smith	at N.Y. Giants	3	103
					Sept. 18, 1966	Jackie Smith	at N.Y. Giants	7	136



Date	Player	Opponent	Receptions	Yards
Dec. 11, 1965	Bobby Joe Conrad	at Dallas	8	126
Nov. 21, 1965	Jackie Smith	vs. N.Y. Giants	5	105
Nov. 7, 1965	Billy Grambell	vs. Pittsburgh	3	100
Oct. 10, 1965	Bobby Joe Conrad	at Washington	6	121
Sept. 26, 1965	Sonny Randle	at Cleveland	7	198
Sept. 19, 1965	Jackie Smith	at Philadelphia	5	115
Dec. 13, 1964	Jackie Smith	vs. Philadelphia	9	145
Nov. 22, 1964	Bobby Joe Conrad	vs. Philadelphia	5	110
Nov. 1, 1964	Jackie Smith	at N.Y. Giants	5	124
	Bobby Joe Conrad	at N.Y. Giants	6	124
Oct. 4, 1964	Sonny Randle	at Washington	5	139
Sept. 20, 1964	Sonny Randle	at Cleveland	4	121
Dec. 8, 1963	Bobby Joe Conrad	vs. Philadelphia	6	122
Nov. 3, 1963	Joe Childress	vs. N.Y. Giants	5	118
Oct. 27, 1963	Sonny Randle	at Washington	3	102
Oct. 20, 1963	Bobby Joe Conrad	vs. Green Bay	8	112
Oct. 13, 1963	Jackie Smith	vs. Pittsburgh	9	212
Oct. 6, 1963	Sonny Randle	at Minnesota	6	159
Dec. 16, 1962	Taz Anderson	vs. Philadelphia	8	175
*	Sonny Randle	vs. Philadelphia	3	134
* Dec. 9, 1962	Sonny Randle	vs. Dallas	5	105
**	Bobby Joe Conrad	vs. Dallas	6	128
** Dec. 2, 1962	Bobby Joe Conrad	at Pittsburgh	7	106
* Nov. 11, 1962	Bobby Joe Conrad	vs. Pittsburgh	4	101
* Nov. 4, 1962	Bobby Joe Conrad	at N.Y. Giants	16	256
Oct. 28, 1962	Sonny Randle	at Dallas	3	144
Oct. 7, 1962	Bobby Joe Conrad	vs. N.Y. Giants	6	105
Sept. 30, 1962	Sonny Randle	at Washington	6	122
Dec. 10, 1961	Sonny Randle	vs. Dallas	7	116
Dec. 3, 1961	Bobby Joe Conrad	vs. Washington	4	128
Oct. 8, 1961	Billy Stacy	vs. N.Y. Giants	3	161
Dec. 18, 1960	Sonny Randle	vs. Pittsburgh	5	115
* Nov. 20, 1960	Sonny Randle	at Washington	11	146
* Nov. 13, 1960	Sonny Randle	at Cleveland	7	104
Sept. 23, 1960	John David Crow	at L.A. Rams	5	125
	Sonny Randle	at L.A. Rams	7	159
* Oct. 4, 1959	Woodley Lewis	vs. Cleveland	8	106
* Sept. 27, 1959	Woodley Lewis	vs. Washington	4	115
Dec. 13, 1958	Joe Childress	at Pittsburgh	8	118
* Nov. 16, 1958	Woodley Lewis	at Philadelphia	7	130
* Nov. 9, 1958	Woodley Lewis	at Washington	4	132
* Nov. 2, 1958	Woodley Lewis	vs. Philadelphia	7	150
Oct. 12, 1958	John David Crow	at Cleveland	4	152
Dec. 14, 1957	Woodley Lewis	vs. Philadelphia	6	162
Nov. 24, 1957	Ollie Matson	vs. N.Y. Giants	2	137
Nov. 3, 1957	Gern Nagler	vs. Philadelphia	6	152
Oct. 20, 1957	Woodley Lewis	at Washington	5	107
Oct. 6, 1957	Gern Nagler	vs. Washington	5	153
Dec. 12, 1954	Don Stonesifer	at Washington	9	144
Nov. 28, 1954	Ollie Matson	at Pittsburgh	5	161
Dec. 13, 1953	Gern Nagler	at Chicago Bears	5	109

Date	Player	Opponent	Receptions	Yards
Nov. 1, 1953	Gern Nagler	vs. N.Y. Giants	10	124
Oct. 18, 1953	Don Stonesifer	at N.Y. Giants	8	115
Dec. 14, 1952	Don Stonesifer	at Chicago Bears	7	111
Oct. 26, 1952	Ollie Matson	vs. Pittsburgh	3	121
Dec. 9, 1951	Fran Polsfoot	vs. Washington	6	121
Nov. 4, 1951	Fran Polsfoot	vs. Cleveland	8	129
Dec. 10, 1950	Bob Shaw	at Pittsburgh	7	128
Nov. 5, 1950	Bob Shaw	vs. Cleveland	5	111
Oct. 22, 1950	Fran Polsfoot	at Washington	5	144
Oct. 2, 1950	Bob Shaw	vs. Baltimore	8	165
Dec. 11, 1949	Charlie Trippi	at Chicago Bears	8	123
Nov. 27, 1949	Bob Ravensberg	vs. Green Bay	5	114
* Nov. 14, 1948	Mal Kutner	at Pittsburgh	6	126
* Nov. 7, 1948	Mal Kutner	vs. Detroit	6	143
Oct. 31, 1948	Billy Dewell	at L.A. Rams	8	144
Oct. 17, 1948	Mal Kutner	at N.Y. Giants	6	128
* Nov. 23, 1947	Mal Kutner	at Washington	8	133
* Nov. 16, 1947	Mal Kutner	vs. Green Bay	5	100
Nov. 2, 1947	Mal Kutner	vs. L.A. Rams	5	108
Oct. 26, 1947	Billy Dewell	vs. Boston	9	116
Sept. 28, 1947	Mal Kutner	vs. Detroit	7	160
Nov. 10, 1946	Mal Kutner	vs. Green Bay	4	127
* Nov. 3, 1946	Billy Dewell	at Boston	6	109
* Oct. 27, 1946	Billy Dewell	vs. L.A. Rams	5	119
Oct. 20, 1946	Mal Kutner	at N.Y. Giants	3	118
Oct. 13, 1946	Billy Dewell	at Detroit	5	132
Nov. 18, 1945	Ed Rucinski	vs. Cleveland Rams	6	100
Nov. 2, 1941	Billy Dewell	at N.Y. Giants	8	131
Oct. 8, 1939	Bill Smith	at Green Bay	6	128
Nov. 27, 1938	Gaynell Tinsley	vs. Cleveland Rams	7	167
Dec. 5, 1937	Gaynell Tinsley	vs. Chicago Bears	6	155
Oct. 10, 1937	Gaynell Tinsley	at Green Bay	6	148
Sept. 24, 1937	Gaynell Tinsley	at Washington	3	167

* and ** - denotes same receiver, consecutive games

Career 100-Yard Receivers (381 Total):

Larry Fitzgerald – 49; Anquan Boldin – 27; Jackie Smith – 22; Roy Green – 20; Rob Moore – 18; Mel Gray – 17; David Boston – 16; Bobby Joe Conrad – 14; Sonny Randle – 14; Pat Tilley – 14; J.T. Smith – 13; Michael Floyd – 12; Frank Sanders – 12; John Gilliam – 9; Mal Kutner – 9; Ernie Jones – 7; Woodley Lewis – 7; Ricky Proehl – 7; Billy Dewell – 6; Steve Breaston – 5; Dave Williams – 5; John Brown – 4; Gary Clark – 4; Gaynell Tinsley – 4; Gern Nagler – 4; Andre Roberts – 4; Billy Grambell – 3; Bob Shaw – 3; Don Stonesifer – 3; Fran Polsfoot – 3; Larry Centers – 3; Ollie Matson – 3; J.J. Nelson – 3 Two Each: Ottis Anderson; Rob Await; Joe Childress; Christian Kirk; John David Crow; Ike Harris; Dave Stief; One Each: Ahmad Rashad; Anthony Edwards; Bill Smith; Billy Stacy; Bob Ravensburg; Bobby Moore; Charlie Trippi; Earl Thomas; Ed Rucinski; Jason McAddley; Jay Novacek; Jerheme Urban; MacArthur Lane; MarJay Jenkins; Randal Hill; Taz Anderson; Walker Gillette; Tim Hightower; Early Doucet; Andre Ellington; David Johnson; Jaron Brown.

ALL-TIME RECEIVING GAMES OF 160+ YARDS

256 Sonny Randle at N.Y. Giants, Nov. 4, 1962 (16 rec., TD)
 217 Anquan Boldin at Detroit, Sept. 7, 2003 (10 rec., 2 TD)
 212 Jackie Smith vs. Pittsburgh, Oct. 13, 1963 (9 rec., 2 TD)
 198 Sonny Randle at Cleveland, Sept. 26, 1965 (7 rec., 3 TD)
 197 John Gilliam at Pittsburgh, Oct. 6, 1969 (10 rec., TD)
 196 John Brown at Pittsburgh, Oct. 18, 2015 (10 rec.)
 Roy Green at Washington, Dec. 16, 1984 (8 rec., 2 TD)
 193 Michael Floyd at Jacksonville, Nov. 17, 2013 (6 rec., TD)
 192 John Gilliam at Cleveland, Oct. 26, 1969 (4 rec., 3 TD)
 190 Frank Sanders vs. Dallas, Nov. 15, 1998 (11 rec., TD)
 189 Roy Green at Dallas, Oct. 7, 1984 (8 rec., 2 TD)
 188 Rob Moore vs. Pittsburgh, Nov. 30, 1997 (8 rec.)
 Frank Sanders at N.Y. Giants, Nov. 16, 1997 (9 rec., TD)
 187 Mel Gray at N.Y. Giants, Oct. 25, 1975 (7 rec., 2 TD)
 186 Anquan Boldin at Seattle, Nov. 16, 2008 (13 rec.)
 184 David Boston at Cincinnati, Dec. 3, 2000 (9 rec., 2 TD)
 183 Roy Green at Indianapolis, Sept. 16, 1984 (8 rec., 2 TD)
 Dave Stief vs. Atlanta, Dec. 17, 1978 (9 rec., TD)
 181 Anquan Boldin at Baltimore, Sept. 23, 2007 (14 rec., 2 TD)
 176 Larry Fitzgerald vs. Green Bay, Jan. 16, 2016 (8 rec., TD)
 Roy Green vs. N.Y. Giants, Nov. 13, 1988 (9 rec., TD)
 175 Taz Anderson vs. Philadelphia, Dec. 16, 1962 (8 rec.)

172 Larry Fitzgerald at Minnesota, Nov. 26, 2006 (11 rec.)
 Larry Centers vs. Dallas, Dec. 25, 1995 (12 rec.)
 171 Larry Fitzgerald vs. St. Louis, Dec. 30, 2007 (11 rec., 2 TD)
 170 Roy Green vs. Dallas, Sept. 19, 1982 (10 rec., TD)
 167 Gus Tinsley vs. Cleveland, Nov. 27, 1938 (6 rec., TD)
 166 Michael Floyd at San Francisco, Dec. 30, 2012 (8 rec., TD)
 Larry Fitzgerald at Carolina, Jan. 10, 2009 (Div. Playoff) (8 rec., TD)
 Roy Green at Seattle, Sept. 17, 1989 (8 rec., 3 TD)
 Ernie Jones vs. Philadelphia, Dec. 10, 1988 (6 rec., TD)
 Roy Green vs. Chicago, Oct. 14, 1984 (6 rec.)
 John Gilliam vs. Philadelphia, Nov. 21, 1971 (6 rec.)
 165 Bob Shaw vs. Baltimore, Oct. 2, 1950 (8 rec., 5 TD)
 164 Dave Williams vs. New Orleans, Nov. 2, 1969 (8 rec., 4 TD)
 163 Roy Green vs. Washington, Oct. 21, 1984 (6 rec., 2 TD)
 Don Stonesifer vs. Washington, Nov. 21, 1954
 162 Anquan Boldin vs. Atlanta, Dec. 23, 2007 (13 rec., 2 TD)
 Anquan Boldin vs. Carolina, Oct. 9, 2005 (10 rec., TD)
 Woodley Lewis at Philadelphia, Dec. 15, 1957 (6 rec., 3 TD)
 161 Billy Stacy vs. N.Y. Giants, Oct. 8, 1961 (3 rec., TD)
 Ollie Matson at Pittsburgh, Nov. 28, 1954 (5 rec., TD)
 160 Larry Fitzgerald vs. Philadelphia, Oct. 26, 2014 (7 rec., TD)
 Mal Kutner vs. Detroit, Sept. 28, 1947



300-YARD PASSING GAMES

Date	Player	Opponent	Att	Comp	Yards
Dec. 29, 2019	Kyle Murray	at L.A. Rams	42	26	325
Nov. 10, 2019	Kyle Murray	at Tampa Bay	44	27	324
Oct. 13, 2019	Kyle Murray	vs. Atlanta	37	27	340
* Sept. 15, 2019	Kyle Murray	at Baltimore	40	25	349
* Sept. 8, 2019	Kyle Murray	vs. Detroit	54	29	308
Oct. 1, 2017	Carson Palmer	vs. San Francisco	51	33	357
Sept. 25, 2017	Carson Palmer	vs. Dallas	48	29	325
Sept. 17, 2017	Carson Palmer	at Indianapolis	36	19	332
Dec. 18, 2016	Carson Palmer	vs. New Orleans	40	28	318
Dec. 4, 2016	Carson Palmer	vs. Washington	46	30	300
* Nov. 13, 2016	Carson Palmer	vs. San Francisco	49	30	376
* Oct. 30, 2016	Carson Palmer	at Carolina	46	35	363
* Oct. 23, 2016	Carson Palmer	vs. Seattle	49	29	342
Sept. 18, 2016	Carson Palmer	vs. Tampa Bay	30	17	304
Jan. 16, 2016	Carson Palmer	vs. Green Bay	41	25	349
& Dec. 10, 2015	Carson Palmer	at Minnesota	35	25	310
& Dec. 6, 2015	Carson Palmer	vs. St. Louis	40	26	356
* Nov. 22, 2015	Carson Palmer	vs. Cincinnati	31	20	317
* Nov. 15, 2015	Carson Palmer	at Seattle	47	29	363
* Nov. 1, 2015	Carson Palmer	at Cleveland	38	23	374
Oct. 18, 2015	Carson Palmer	at Pittsburgh	45	29	421
* Oct. 4, 2015	Carson Palmer	vs. St. Louis	46	29	352
* Sept. 27, 2015	Carson Palmer	vs. San Francisco	32	20	311
Sept. 13, 2015	Carson Palmer	vs. New Orleans	32	19	307
Dec. 28, 2014	Ryan Lindley	at San Francisco	39	23	316
* Nov. 16, 2014	Drew Stanton	vs. Detroit	32	21	306
* Oct. 26, 2014	Carson Palmer	vs. Philadelphia	42	20	329



In 2015, Carson Palmer set a franchise record with nine 300-yard passing games along with single-season records for passing yards, TDs and QB rating.

Date	Player	Opponent	Att	Comp	Yards
* Sept. 8, 2014	Carson Palmer	vs. San Diego	37	24	304
Dec. 29, 2013	Carson Palmer	vs. San Francisco	49	28	407
* Dec. 1, 2013	Carson Palmer	at Philadelphia	41	24	302
* Nov. 24, 2013	Carson Palmer	vs. Indianapolis	37	26	314
* Nov. 17, 2013	Carson Palmer	at Jacksonville	42	30	419
Sept. 8, 2013	Carson Palmer	at St. Louis	40	26	327
Nov. 25, 2012	Ryan Lindley	vs. St. Louis	52	31	312
Nov. 4, 2012	John Skelton	at Green Bay	46	23	306
Sept. 30, 2012	Kevin Kolb	vs. Miami	48	29	324
Dec. 18, 2011	John Skelton	vs. Cleveland	46	28	313
Nov. 13, 2011	John Skelton	at Philadelphia	40	21	315
Sept. 11, 2011	Kevin Kolb	vs. Carolina	27	18	309
Nov. 14, 2010	Derek Anderson	vs. Seattle	45	23	322
Jan. 10, 2010	Kurt Warner	vs. Green Bay (Wild Card)	33	29	379
Dec. 27, 2009	Kurt Warner	vs. St. Louis	38	24	313
Nov. 15, 2009	Kurt Warner	vs. Seattle	38	29	340
* Oct. 11, 2009	Kurt Warner	vs. Houston	38	26	302
* Sept. 27, 2009	Kurt Warner	vs. Indianapolis	52	30	332
Feb. 1, 2009	Kurt Warner	vs. Pittsburgh (SBXIII)	43	31	377
* Nov. 23, 2008	Kurt Warner	vs. N.Y. Giants	52	32	351
* Nov. 16, 2008	Kurt Warner	at Seattle	44	32	395
* Nov. 10, 2008	Kurt Warner	vs. San Francisco	42	32	328
* Nov. 2, 2008	Kurt Warner	at St. Louis	33	22	343
* Oct. 26, 2008	Kurt Warner	at Carolina	49	35	381
Sept. 28, 2008	Kurt Warner	at N.Y. Jets	57	40#	472
Sept. 14, 2008	Kurt Warner	vs. Miami	24	19	361
* Dec. 30, 2007	Kurt Warner	vs. St. Louis	39	23	300
* Dec. 23, 2007	Kurt Warner	vs. Atlanta	52	35	369
Dec. 9, 2007	Kurt Warner	at Seattle	46	28	337
Nov. 25, 2007	Kurt Warner	vs. San Francisco	48	34	484
Dec. 31, 2006	Kurt Warner	at San Diego	32	22	356
+ Nov. 26, 2006	Matt Leinart	at Minnesota	51	31	405
Sept. 10, 2006	Kurt Warner	vs. San Francisco	37	23	301
& Dec. 4, 2005	Kurt Warner	at San Francisco	45	29	354
& Nov. 27, 2005	Kurt Warner	vs. Jacksonville	46	29	315
* Nov. 13, 2005	Kurt Warner	at Detroit	45	29	359
* Nov. 6, 2005	Kurt Warner	vs. Seattle	48	29	334
& Oct. 9, 2005	Josh McCown	vs. Carolina	46	39	398
& Oct. 2, 2005	Josh McCown	vs. San Francisco	46	32	385
Sept. 18, 2005	Kurt Warner	vs. St. Louis	41	28	327
Dec. 12, 2004	Josh McCown	vs. San Francisco	44	26	307
Nov. 21, 2004	Shaun King	at Carolina	52	28	343
Nov. 9, 2003	Jeff Blake	at Pittsburgh	43	23	307
Sept. 7, 2003	Jeff Blake	at Detroit	46	28	358
Nov. 18, 2001	Jake Plummer	vs. Detroit	33	21	334
Sept. 3, 2000	Jake Plummer	at N.Y. Giants	49	28	318
Jan. 2, 2000	Jake Plummer	vs. Green Bay	57	35	396
Dec. 20, 1998	Jake Plummer	vs. New Orleans	44	32	394
Nov. 15, 1998	Jake Plummer	vs. Dallas	56	31	465

ALL-TIME PASSING GAMES OF 350+ YARDS

522	Boomer Esiason at Washington, Nov. 10, 1996 (35-59), OT
484	Kurt Warner vs. San Francisco, Nov. 25, 2007 (34-48), OT
472	Kurt Warner at N.Y. Jets, Sept. 28, 2008 (40-57)
468	Neil Lomax at Washington, Dec. 16, 1984 (37-46)
465	Jake Plummer vs. Dallas, Nov. 15, 1998 (31-56)
457	Neil Lomax at San Diego, Sept. 20, 1987 (32-61)
431	Steve Beuerlein at Seattle, Dec. 19, 1993 (34-53), OT
428	Charley Johnson vs. Pittsburgh, Oct. 13, 1963 (21-42)
421	Carson Palmer at Pittsburgh, Oct. 18, 2015 (29-45)
419	Carson Palmer at Jacksonville, Nov. 17, 2013 (30-42)
413	Dave Krieg vs. Atlanta, Nov. 26, 1995 (27-43), OT
407	Carson Palmer vs. San Francisco, Dec. 29, 2013 (28-49)
405	Matt Leinart at Minnesota, Nov. 26, 2006 (31-51)
398	Josh McCown vs. Carolina, Oct. 9, 2005 (29-46)
396	Jake Plummer vs. Green Bay, Jan. 2, 2000 (35-57)
395	Kurt Warner at Seattle, Nov. 16, 2008 (32-44)
394	Jake Plummer vs. New Orleans, Dec. 20, 1998 (32-44)
390	Neil Lomax at Philadelphia, Dec. 7, 1986 (30-48), OT
388	Jake Plummer at N.Y. Giants, Nov. 16, 1997 (22-33)
	Neil Lomax vs. Dallas, Nov. 11, 1984 (27-52)
386	Charley Johnson vs. Philadelphia, Dec. 16, 1962 (17-32)
385	Josh McCown vs. San Francisco, Oct. 2, 2005 (32-46)
	Neil Lomax at Green Bay, Jan. 8, 1983 (32-51)*
384	Neil Lomax vs. Philadelphia, Dec. 11, 1988 (29-50)
383	Chris Chandler at Dallas, Sept. 20, 1992 (28-43)
	Charley Johnson at Philadelphia, Sept. 19, 1965 (20-43)
381	Kurt Warner at Carolina, Oct. 26, 2008 (35-49)
	Timmy Rosenbach vs. N.Y. Giants, Dec. 23, 1990 (23-41)

379	Kurt Warner vs. Green Bay, Jan. 10, 2010 (29-33)
377	Kurt Warner vs. Pittsburgh, Feb. 1, 2009 (31-43) (SB XLIII)
376	Carson Palmer vs. San Francisco, Nov. 13, 2016 (30-49)
374	Carson Palmer at Cleveland, Nov. 1, 2015 (23-38)
	Charley Johnson vs. New Orleans, Nov. 2, 1969 (20-37)
371	Charley Johnson vs. Philadelphia, Dec. 13, 1964 (28-49)
369	Kurt Warner vs. Atlanta, Dec. 23, 2007 (35-52), OT
	Neil Lomax at Atlanta, Nov. 29, 1987 (25-42)
367	Boomer Esiason vs. Philadelphia, Nov. 24, 1996 (24-43)
366	Kent Graham vs. St. Louis, Sept. 27, 1996 (37-58), OT
365	Charley Johnson at N.Y. Giants, Nov. 4, 1962 (26-41)
363	Carson Palmer at Carolina, Oct. 30, 2016 (35-46)
	Carson Palmer at Seattle, Nov. 15, 2015 (29-47)
361	Kurt Warner vs. Miami, Sept. 14, 2008 (19-24)
	Neil Lomax vs. Washington, Oct. 21, 1984 (20-38)
359	Kurt Warner at Detroit, Nov. 13, 2005 (29-45)
358	Jeff Blake at Detroit, Sept. 7, 2003 (28-46)
357	Carson Palmer vs. San Francisco, Oct. 1, 2017 (33-51)
356	Carson Palmer at St. Louis, Dec. 6, 2015 (26-40)
	Kurt Warner at San Diego, Jan. 1, 2007 (22-32)
354	Kurt Warner at San Francisco, Dec. 4, 2005 (29-45)
	Neil Lomax at Dallas, Oct. 7, 1984 (19-29)
352	Carson Palmer vs. St. Louis, Oct. 4, 2015 (29-46)
353	Neil Lomax vs. N.Y. Giants, Nov. 13, 1988 (23-35)
	Jim Hart vs. Minnesota, Nov. 11, 1974 (28-42)
	Jim Hart vs. Pittsburgh, Nov. 10, 1968 (17-40)
351	Kurt Warner vs. N.Y. Giants, Nov. 23, 2008 (32-52)



Date	Player	Opponent	Att	Comp	Yards
Dec. 7, 1997	Jake Plummer	vs. Washington	38	19	337
Nov. 16, 1997	Jake Plummer	at N.Y. Giants	33	22	388
Sept. 28, 1997	Kent Graham	at Tampa Bay	52	31	339
Nov. 24, 1996	Boomer Esiason	vs. Philadelphia	43	24	367
Nov. 10, 1996	Boomer Esiason	at Washington	59	35	522#
Sept. 27, 1996	Kent Graham	vs. St. Louis	58	37	366
Dec. 24, 1995	Jay Schroeder	at Atlanta	42	26	317
Nov. 26, 1995	Dave Krieg	vs. Atlanta	43	27	413
* Oct. 8, 1995	Dave Krieg	at N.Y. Giants	38	23	305
* Oct. 1, 1995	Dave Krieg	vs. Kansas City	41	25	308
* Sept. 24, 1995	Dave Krieg	at Dallas	33	24	324
Dec. 19, 1993	Steve Beuerlein	at Seattle	53	34	431
Oct. 24, 1993	Steve Beuerlein	at San Francisco	50	26	334
Sept. 20, 1992	Chris Chandler	at Dallas	43	28	383
Sept. 29, 1991	Tom Tupa	vs. New England	28	17	312
* Dec. 29, 1990	Timm Rosenbach	vs. Philadelphia	31	19	301
* Dec. 23, 1990	Timm Rosenbach	vs. N.Y. Giants	41	23	381
Dec. 11, 1988	Neil Lomax	vs. Philadelphia	50	29	384
* Nov. 13, 1988	Neil Lomax	vs. N.Y. Giants	35	23	353
* Nov. 6, 1988	Neil Lomax	vs. San Francisco	41	25	323
Oct. 16, 1988	Neil Lomax	at Washington	44	26	332
Oct. 2, 1988	Neil Lomax	at L.A. Rams	43	28	342
Dec. 27, 1987	Neil Lomax	at Dallas	54	28	314
Nov. 29, 1987	Neil Lomax	at Atlanta	42	25	369
Nov. 8, 1987	Neil Lomax	vs. Tampa Bay	36	25	314
Sept. 20, 1987	Neil Lomax	at San Diego	61#	32	457
Dec. 7, 1986	Neil Lomax	at Philadelphia	48	30	390
Nov. 28, 1985	Neil Lomax	at Dallas	43	28	319
* Dec. 16, 1984	Neil Lomax	at Washington	46	37	468
* Dec. 9, 1984	Neil Lomax	vs. N.Y. Giants	33	23	300
& Nov. 11, 1984	Neil Lomax	vs. Dallas	52	27	388
& Nov. 4, 1984	Neil Lomax	vs. L.A. Rams	52	34	341
Oct. 21, 1984	Neil Lomax	vs. Washington	38	20	361
* Oct. 7, 1984	Neil Lomax	at Dallas	29	19	354
* Sept. 30, 1984	Neil Lomax	vs. Miami	37	22	308
Jan. 8, 1983	Neil Lomax	at Green Bay	51	32	385
<i>(SB Tournament)</i>					
Nov. 1, 1981	Jim Hart	at Washington	39	24	305

Date	Player	Opponent	Att	Comp	Yards
Nov. 9, 1980	Jim Hart	vs. Atlanta	43	25	344
Sept. 7, 1980	Jim Hart	vs. N.Y. Giants	31	18	322
Nov. 25, 1979	Jim Hart	at Cincinnati	38	23	329
Sept. 23, 1979	Jim Hart	vs. Washington	43	24	306
Dec. 17, 1978	Jim Hart	vs. Atlanta	40	22	333
Nov. 14, 1976	Jim Hart	at L.A. Rams	33	20	324
Oct. 17, 1976	Jim Hart	vs. Dallas	33	22	346
Sept. 28, 1975	Jim Hart	at Dallas	32	15	314
Nov. 11, 1974	Jim Hart	vs. Minnesota	42	28	353
Dec. 17, 1972	Jim Hart	vs. Philadelphia	30	19	334
Nov. 2, 1969	Charley Johnson	vs. New Orleans	37	20	374
* Oct. 26, 1969	Charley Johnson	at Cleveland	30	15	306
* Nov. 10, 1968	Jim Hart	vs. Pittsburgh	40	17	353
* Oct. 30, 1967	Jim Hart	vs. Green Bay	29	16	317
Oct. 1, 1967	Jim Hart	vs. Detroit	27	19	313
Nov. 21, 1965	Buddy Humphrey	vs. N.Y. Giants	39	22	320
* Sept. 26, 1965	Charley Johnson	at Cleveland	19	11	310
* Sept. 19, 1965	Charley Johnson	at Philadelphia	43	20	383
Dec. 13, 1964	Charley Johnson	vs. Philadelphia	49	28	371
Nov. 1, 1964	Charley Johnson	at N.Y. Giants	29	15	306
Dec. 8, 1963	Charley Johnson	vs. Philadelphia	29	14	315
* Oct. 13, 1963	Charley Johnson	vs. Pittsburgh	42	21	428
* Oct. 6, 1963	Charley Johnson	vs. Minnesota	42	21	301
& Dec. 16, 1962	Charley Johnson	vs. Philadelphia	32	17	386
& Dec. 9, 1962	Charley Johnson	vs. Dallas	27	13	302
Nov. 4, 1962	Charley Johnson	at N.Y. Giants	41	26	365
Sept. 28, 1947	Paul Christman	vs. Detroit	--	16	320
Dec. 5, 1937	Pat Coffey	vs. Chicago Bears	--	--	306

+ denotes NFL rookie record

denotes team record

* and & denotes consecutive games

Career 300-Yard Passers (138 total)

Carson Palmer - 25; Kurt Warner - 22; Neil Lomax - 19; Jim Hart - 14; Charley Johnson - 12; Jake Plummer - 7; Kyler Murray - 5; Dave Krieg - 4; Josh McCown - 3; John Skelton - 3; 2 each: Steve Beuerlein, Jeff Blake, Boomer Esiason, Kent Graham, Kevin Kolb, Ryan Lindley; Timm Rosenbach; 1 each: Derek Anderson, Chris Chandler, Paul Christman, Pat Coffey, Buddy Humphrey, Shaun King, Matt Leinart, Jay Schroeder, Drew Stanton, Tom Tupa.

INDIVIDUAL SCORING RECORD

TOTAL POINTS

Career

1,380....Jim Bakken, 1962-78 (282 FG, 534 PAT)
726....Larry Fitzgerald, 2004- (120 TD, 2-pt conv., three times)
699....Neil Rackers, 2003-09 (161 FG, 216 PAT)
474....Greg Davis, 1991-96 (114 FG, 132 PAT)
439....Neil O'Donoghue, 1980-85 (86 FG, 181 PAT)

Season

140Neil Rackers, 2005 (40 FG, 20 PAT)
137Chandler Catanzaro, 2015 (28 FG, 53 PAT)
127Zane Gonzalez, 2019 (31 FG, 34 PAT)
Jay Feely, 2013 (30 FG, 37 PAT)
122David Johnson, 2016 (20 TD, 2-pt. conv.)

Game

*40Ernie Nevers vs. Chicago, Nov. 28, 1929 (6 TD, 4 PAT)
30Bob Shaw vs. Baltimore, Oct. 2, 1950 (5 TD)
27Paddy Driscoll vs. Rochester, Oct. 7, 1923 (4 TD, 3 PAT)
25Jay Feely vs. Denver, Dec. 12, 2010 (5 FG, 4 PAT, TD)
Bobby Joe Conrad vs. Washington, Sept. 27, 1959 (3 TD, 7 PAT)
*NFL Record

TOUCHDOWNS

Career

120Larry Fitzgerald, 2004-
69Roy Green, 1979-90
60Sonny Randle, 1959-66
51Otis Anderson, 1979-86
John David Crow, 1958-64
50Ollie Matson, 1952, '54-58
49David Johnson, 2015-19
46Mel Gray, 1971-82
45Anquan Boldin, 2003-09
43Jackie Smith, 1963-77
42Stump Mitchell, 1981-90
Bobby Joe Conrad, 1958-68
Wayne Morris, 1976-83

Season

20David Johnson, 2016
17John David Crow, 1966
15Sonny Randle, 1960
Mal Kutner, 1948
14Roy Green, 1983

Game

**6Ernie Nevers vs. Chicago, Nov. 28, 1929
5Bob Shaw vs. Baltimore, Oct. 2, 1950
4Kenyan Drake vs. Cleveland, Dec. 15, 2019
Ronald Moore vs. L.A. Rams, Dec. 5, 1993
Roy Green vs. Seattle, Nov. 13, 1983
Wayne Morris vs. New Orleans, Oct. 23, 1977
MacArthur Lane at Philadelphia, Oct. 18, 1970
Dave Williams vs. New Orleans, Nov. 2, 1969
John David Crow vs. Philadelphia, Dec. 16, 1962
Ollie Matson vs. Washington, Nov. 21, 1954
Paddy Driscoll vs. Rochester, Oct. 7, 1923
**Ties NFL record

FIELD GOALS MADE

Career

282Jim Bakken, 1962-78
161Neil Rackers, 2003-09
114Greg Davis, 1991-96
98Jay Feely, 2010-13
86Neil O'Donoghue, 1980-85
Season
40Neil Rackers, 2005 (42 att.)
32Phil Dawson, 2017 (40 att.)
31Zane Gonzalez, 2019 (35 att.)
30Jay Feely, 2013 (36 att.)
Greg Davis, 1995 (39 att.)
29Chandler Catanzaro, 2014 (33 att.)



Game

- 7Jim Bakken at Pittsburgh, Sept. 24, 1967
- 6Neil Rackers vs. San Francisco, Oct. 2, 2005 (Mexico City)
Jim Bakken at Atlanta, Dec. 9, 1973
- 5Phil Dawson at Washington, Dec. 23, 2017
Chandler Catanzaro vs. St. Louis, Oct. 4, 2015
Jay Feely vs. Denver, Dec. 12, 2010
Jim Bakken at Green Bay, Sept. 29, 1976
Jim Bakken vs. Philadelphia, Dec. 13, 1964

LONGEST FIELD GOALS

- 61Jay Feely vs. Buffalo, Oct. 14, 2012
- 60Chandler Catanzaro at Buffalo, Sept. 25, 2016
- 57Phil Dawson vs. Jacksonville, Nov. 26, 2017
- 56Chandler Catanzaro at Miami, Dec. 11, 2016
- 55Zane Gonzalez at Seattle, Dec. 30, 2018
Jay Feely vs. Denver, Dec. 12, 2010
Neil Rackers vs. Seattle, Oct. 24, 2004
Greg Davis at Detroit, Sept. 17, 1995
Greg Davis at Seattle, Dec. 19, 1993

FIELD GOALS ATTEMPTED

Career

- 447Jim Bakken, 1962-78
- 195Neil Rackers, 2003-09
- 163Greg Davis, 1991-96
- 141Neil O'Donoghue, 1980-85
- 115Jay Feely, 2010-13

Season


- 42Neil Rackers, 2005
- 40Phil Dawson, 2017
Jim Bakken, 1966
- 39Greg Davis, 1995
Jim Bakken, 1967
- 38Jim Bakken, 1964

Game

- *9Jim Bakken at Pittsburgh, Sept. 24, 1967
- 7Jim Bakken at Atlanta, Dec. 9, 1973
Jim Bakken at Atlanta, Dec. 11, 1966
- *NFL record**

MOST CONSECUTIVE FIELD GOALS

- 31Neil Rackers (Games 1-10, 2005)
- 20Zane Gonzalez (Games 5-15, 2019)
- 19Chandler Catanzaro (Games 7-15, 2015)
Jay Feely (Games 11-16, 2011-Games 1-5, 2012)
- 18Jay Feely (Games 3-13, 2010)
- 17Chandler Catanzaro (Games 1-9, 2014)
Jay Feely (Games 2-10, 2013)



Jim Bakken is the all-time leader in points scored in Cardinals history with 1,380.

MOST CONSECUTIVE GAMES

KICKING A FG

- 19Jim Bakken, 1966-67
- 13Zane Gonzalez, 2018-19
Neil Rackers, 2005-06
- 12Neil Rackers, 2004-05
Neil O'Donoghue, 1984

BEST FIELD GOAL PERCENTAGE

Season (min. 10 att.)

- .952Neil Rackers, 2005 (40-42)
- .941Neil Rackers, 2009 (16-17)
- .903Chandler Catanzaro, 2015 (28-31)
- .893Jay Feely, 2012 (25-28)
Neil Rackers, 2008 (25-28)

PATS SCORED

Career

- 534Jim Bakken, 1962-78
- 216Neil Rackers, 2003-09
- 181Neil O'Donoghue, 1980-85
- 164Pat Harder, 1946-50
- 132Greg Davis, 1991-96

Season

- 53Chandler Catanzaro, 2015
Pat Harder, 1948
- 48Neil O'Donoghue, 1984
- 47Neil Rackers, 2007
- 45Pat Harder, 1949
Neil O'Donoghue, 1983

Game

- **9/9 ..Pat Harder at N.Y. Giants, Oct. 17, 1948
- 8/8Pat Harder vs. Detroit, Nov. 7, 1948
- 8/9Pat Harder at N.Y. Bulldogs, Oct. 13, 1949
Jim Bakken at Minnesota, Oct. 6, 1963

**Ties NFL record

Most Consecutive PATs

- 136Greg Davis, Sept. 1, 1991-Nov. 3, 1996 (19 in 1991, 28 in 1992, 37 in 1993, 21 in 1994, 19 in 1995, 12 in 1996)
- 124Jay Feely (29 in 2010, 33 in 2011, 25 in 2012, 37 in 2013)
Jim Bakken (44 in 1963, 40 in 1964, 33 in 1965, 7 in 1966)
- 113Neil Rackers (33 in 2007, 44 in 2008, 36 in 2009)
- 102Neil Rackers (8 in 2003, 28 in 2004, 20 in 2005, 32 in 2006, 14 in 2007)

Most PATs (No Misses) In One Season

- 53Pat Harder, 1948
- 44Neil Rackers, 2008
Jim Bakken, 1963
- 40Jim Bakken, 1964, '68

Most PATs (No Misses) In One Game

- 9Pat Harder at N.Y. Giants, Oct. 17, 1948
- 8Pat Harder vs. Detroit, Nov. 7, 1948
Jim Bakken at Minnesota, Oct. 6, 1983

MOST CONSECUTIVE GAMES

SCORING TD

- 7John David Crow, 1959-60
- 6Anquan Boldin, 2008
- 515 times, most recently by Larry Fitzgerald, 2007

MOST CONSECUTIVE GAMES

SCORING

- 79Jim Bakken (Sept. 14, 1963-Nov. 10, 1968)
- 65Neil Rackers (Dec. 11, 2005-Dec. 14, 2009)
- 44Jay Feely (Sept. 12, 2010-Dec. 2, 2012)
- 41Greg Davis (Nov. 3, 1991-Sept. 11, 1994)
- 34Neil Rackers (Nov. 16, 2003-Nov. 27, 2005)
Bobby Joe Conrad (Sept. 28, 1958-Nov. 27, 1960)



INDIVIDUAL RUSHING RECORDS

TOTAL RUSHING YARDS

Career

7,999...Otis Anderson, 1979-86
4,649...Stump Mitchell, 1981-89
3,863...Jim Otis, 1973-78
3,608...Johnny Roland, 1966-72
3,506...Charley Trippi, 1947-55

Season

1,605...Otis Anderson, 1979
1,376...Otis Anderson, 1981
1,352...Otis Anderson, 1980
1,270...Otis Anderson, 1983
1,239...David Johnson, 2016
1,222...Edgerrin James, 2007
1,174...Otis Anderson, 1984
1,159...Edgerrin James, 2006
1,076...Jim Otis, 1975
1,071...John David Crow, 1960
1,070...Garrison Hearst, 1995
1,047...Beanie Wells, 2011
1,042...Adrian Murrell, 1998
1,018...Ronald Moore, 1993
1,006...Stump Mitchell, 1985

Game

228Beanie Wells at St. Louis, Nov. 27, 2011 (27 att.)
214LeShon Johnson at New Orleans, Sept. 22, 1996 (21 att.)
203John David Crow vs. Pittsburgh, Dec. 18, 1960 (24 att.)
193Otis Anderson vs. Dallas, Sept. 2, 1979 (21 att.)
187David Johnson at Philadelphia, Dec. 20, 2015 (29 att.)

RUSHING ATTEMPTS

Career

1,859...Otis Anderson, 1979-86
1,011...Jim Otis, 1973-78
986...Stump Mitchell, 1981-89
962...Johnny Roland, 1966-72
894...Wayne Morris, 1976-83

Season

337Edgerrin James, 2006
331Otis Anderson, 1979
328Otis Anderson, 1981
324Edgerrin James, 2007
301Otis Anderson, 1980

Game

37.....Adrian Peterson at San Francisco, Nov. 5, 2017 (159 yards)
36.....Edgerrin James vs. Chicago, Oct. 16, 2006 (55 yards)
Ronald Moore vs. Philadelphia, Nov. 7, 1993 (160 yards)
Johnny Johnson vs. N.Y. Giants, Dec. 12, 1992 (156 yards)
Wayne Morris at Washington, Nov. 19, 1978 (123 yards)
35.....Marcel Shipp vs. San Francisco, Oct. 26, 2003 (165 yards)
George Grosvenor vs. Green Bay, Dec. 4, 1936
33.....David Johnson vs. Seattle, Oct. 23, 2016 (113 yards)
Jim Otis at Chicago, Dec. 14, 1975 (147 yards)
32.....Adrian Murrell at Philadelphia, Dec. 13, 1998 (174 yards)
Ronald Moore at Atlanta, Jan. 2, 1994 (96 yards)
31.....Otis Anderson at N.Y. Giants, Nov. 30, 1980 (168 yards)
Otis Anderson at N.Y. Giants, Sept. 9, 1979 (109 yards)

TOUCHDOWNS RUSHING

Career

46.....Otis Anderson, 1979-86
37.....Wayne Morris, 1976-83
33.....David Johnson, 2015-19
John David Crow, 1958-64
32.....Stump Mitchell, 1981-89

Season

16.....David Johnson, 2016
14.....John David Crow, 1962
12.....Ernie Nevers, 1929
11.....MacArthur Lane, 1970
10.....Beanie Wells, 2011
Tim Hightower, 2008
Donny Anderson, 1973
Johnny Roland, 1967

Game

*6.....Ernie Nevers vs. Chicago, Nov. 28, 1929
4.....Kenyan Drake vs. Cleveland, Dec. 15, 2019
Ronald Moore vs. L.A. Rams, Dec. 5, 1993
Wayne Morris vs. New Orleans, Oct. 23, 1977
Paddy Driscoll vs. Rochester, Oct. 17, 1923
*NFL record

RUSHING AVERAGE

Career (min. 500 att.)

5.1Charley Trippi, 1947-55 (687 att., 3,511 yards)
4.7Stump Mitchell, 1981-89 (943 att., 4,484 yards)
4.6Terry Metcalf, 1973-77 (748 att., 3,438 yards)
4.5John David Crow, 1958-64 (784 att., 3,489 yards)
4.4Ollie Matson, 1952, '54-58 (761 att., 3,331 yards)

Season (min. 100 att.)

5.9John David Crow, 1960 (183 att., 1,071 yards)
5.5Andre Ellington, 2013 (118 att., 652 yards)
Stump Mitchell, 1985 (182 att., 1,006 yards)
5.4Elmer Angsman, 1949 (125 att., 674 yards)
Charley Trippi, 1948 (128 att., 690 yards)
5.2Kenyan Drake, 2019 (123 att., 643 yards)
5.0Terry Metcalf, 1977 (149 att., 739 yards)
Ollie Matson, 1954 (101 att., 506 yards)
Charley Trippi, 1949 (112 att., 558 yards)

Game (Min. 10 attempts)

13.0Charley Trippi at Washington, Sept. 26, 1949 (10 att., 130 yards)
12.7Bobby Joe Conrad vs. Washington, Sept. 27, 1959 (11 att., 140 yards)
11.9Ollie Matson at Washington, Oct. 20, 1957 (13 att., 155 yards)
11.2Charley Trippi at Chicago, Dec. 16, 1951 (13 att., 145 yards)
10.8Stump Mitchell vs. Washington, Dec. 21, 1985 (12 att., 129 yards)

LONGEST RUNS

83John David Crow vs. Washington, Oct. 4, 1958 (TD)
82Elmer Angsman vs. Detroit, Oct. 23, 1949 (TD)
80Kenyan Drake at Seattle, Dec. 22, 2019 (TD)
Andre Ellington vs. Atlanta, Oct. 27, 2013 (TD)
Tim Hightower at Atlanta, Sept. 19, 2010 (TD)
Paddy Driscoll vs. Kansas City, Oct. 18, 1925 (TD)
79Ollie Matson vs. Pittsburgh, Nov. 25, 1956
Ollie Matson vs. Washington, Nov. 21, 1954

MOST CONSECUTIVE GAMES TDS RUSHING

5Otis Anderson, 1983-84
Donny Anderson, 1972-73
MacArthur Lane, 1970
Elmer Angsman, 1948
4Beanie Wells, 2011
Tim Hightower, 2009
John David Crow, 1964
Ollie Matson, 1957
Pat Harder, 1946-47 and '47 (twice)

MOST 100-YARD RUSHING GAMES

Career

34.....Otis Anderson, 1979-86
14.....Stump Mitchell, 1981-89
9.....Jim Otis, 1973-77
8.....Edgerrin James, 2006-2008
6.....David Johnson, 2015-19
Johnny Johnson, 1990-92
Johnny Roland, 1966-72
Ollie Matson, 1954-57

Season

9Otis Anderson, 1979
7Otis Anderson, 1979
6Otis Anderson, 1980
5Jim Otis, 1976



Charley Trippi's 5.1-yard rushing average is the best career average in Cardinals history.



INDIVIDUAL PASSING RECORDS

TOTAL PASSING YARDS

Career

34,639Jim Hart, 1966-83
22,771Neil Lomax, 1981-89
17,622Jake Plummer, 1997-02
16,782Carson Palmer, 2013-17
15,843Kurt Warner, 2005-09
14,928Charley Johnson, 1961-69

Season

4,671Carson Palmer, 2015
4,614Neil Lomax, 1984
4,583Kurt Warner, 2008
4,274Carson Palmer, 2013
4,233Carson Palmer, 2016

Game

522.. Boomer Esiason at Washington, Nov. 10, 1996, OT (35 comp., 59 att.)
484.. Kurt Warner vs. San Francisco, Nov. 25, 2007, OT (34 comp., 48 att.)
472.. Kurt Warner at N.Y. Jets, Sept. 28, 2008 (40 comp., 57 att.)
468.. Neil Lomax at Washington, Dec. 16, 1984 (37 comp., 46 att.)
465.. Jake Plummer vs. Dallas, Nov. 15, 1998 (31 comp., 56 att.)

PASS ATTEMPTS

Career

5,069.. Jim Hart, 1966-83
3,153.. Neil Lomax, 1981-89
2,754.. Jake Plummer, 1997-02
2,197.. Carson Palmer, 2013-17
2,105.. Kurt Warner, 2005-09
2,047.. Charley Johnson, 1961-69

Season

598.. Kurt Warner, 2008 (401 comp.)
597.. Carson Palmer, 2016 (364 comp.)
572.. Carson Palmer, 2013 (362 comp.)
560.. Neil Lomax, 1984 (345 comp.)
547.. Jake Plummer, 1998 (324 comp.)

Game

61.. Neil Lomax at San Diego, Sept. 20, 1987 (32 comp., 457 yards)
59.. Boomer Esiason at Wash., Nov. 10, 1996-OT (35 comp., 522 yards)
58.. Kent Graham vs. St. Louis Rams, Sept. 29, 1996, OT (37 comp., 366 yards)
57.. Kurt Warner at N.Y. Jets, Sept. 28, 2008 (40 comp., 472 yards)
Jake Plummer at Green Bay, Jan. 2, 2000 (35 comp., 396 yards)

PASS COMPLETIONS

Career

2,590.. Jim Hart, 1966-83
1,817.. Neil Lomax, 1981-89
1,540.. Jake Plummer, 1997-02
1,373.. Carson Palmer, 2013-17
1,371.. Kurt Warner, 2005-09

Season

401.. Kurt Warner, 2008 (598 att.)
364.. Carson Palmer, 2016 (597 att.)
362.. Carson Palmer, 2013 (572 att.)
349.. Kyle Murray, 2019 (542 att.)
345.. Neil Lomax, 1984 (560 att.)

Game

40.. Kurt Warner at N.Y. Jets, Sept. 28, 2008 (57 att., 472 yards)
37.. Kent Graham vs. St. Louis, Sept. 29, 1996, OT (58 att., 366 yards)
Neil Lomax at Washington, Dec. 16, 1984 (46 att., 468 yards)
35.. Carson Palmer at Carolina, Oct. 30, 2016 (46 att., 363 yards)
Kurt Warner at Carolina, Oct. 26, 2008 (49 att., 381 yards)
Kurt Warner vs. Atlanta, Dec. 23, 2007, OT (52 att., 369 yards)
Jake Plummer at Green Bay, Jan. 2, 2000 (57 att., 396 yards)
Boomer Esiason at Wash., Nov. 10, 1996, OT (59 att., 522 yards)



QB Jim Hart is the franchise leader in career passing attempts, completions, yardage and touchdowns.

TOUCHDOWN PASSES

Career

209.. Jim Hart, 1966-83
136.. Neil Lomax, 1981-89
108.. Charley Johnson, 1961-69
105.. Carson Palmer, 2013-17
100.. Kurt Warner, 2005-09

Season

35.. Carson Palmer, 2015
30.. Kurt Warner, 2008
28.. Charley Johnson, 1963
Neil Lomax, 1984
27.. Kurt Warner, 2007

Game

6.. Charley Johnson vs. New Orleans, Nov. 2, 1969
Charley Johnson at Cleveland, Sept. 26, 1965
Jim Hardy vs. Baltimore, Oct. 2, 1950
5.. Kurt Warner at Chicago, Nov. 8, 2009
Charley Johnson vs. Dallas, Dec. 9, 1962
4.. Carson Palmer vs. Cincinnati, Nov. 22, 2015
Carson Palmer at Cleveland, Nov. 1, 2015
Carson Palmer at Chicago, Sept. 20, 2015
Kurt Warner vs. Seattle, Dec. 28, 2008
Jake Plummer vs. Detroit, Nov. 18, 2001
*Jake Plummer vs. Washington, Dec. 7, 1997
Kent Graham vs. St. Louis, Sept. 29, 1996 (OT)
Dave Krieg vs. Atlanta, Nov. 26, 1995 (OT)
Gary Hogeboom at Seattle, Sept. 17, 1989
Neil Lomax vs. Seattle, Nov. 13, 1983
Jim Hart at Dallas, Sept. 28, 1975
Jim Hart vs. N.Y. Giants, Oct. 28, 1973
Jim Hart at Philadelphia, Oct. 22, 1967
Charley Johnson vs. Philadelphia, Dec. 8, 1963
John Roach at L.A. Rams, Sept. 23, 1960
Lamar McHan at Washington, Nov. 9, 1958
Lamar McHan vs. Philadelphia, Nov. 4, 1956
Ray Malloof at N.Y. Giants, Oct. 17, 1948
Paul Christman at Detroit, Oct. 13, 1946
*Cardinal rookie record

PASSES HAD INTERCEPTED

Career

247.. Jim Hart, 1966-83
114.. Jake Plummer, 1997-02
110.. Charley Johnson, 1961-69
90.. Neil Lomax, 1981-88
77.. Lamar McHan, 1954-58

Game

*8.. Jim Hardy vs. Philadelphia, Sept. 24, 1950

*NFL record

Opponent/Game

5.. Matt Ryan at Atlanta, Nov. 18, 2012
Heath Shuler at Washington, Oct. 16, 1994
Gary Danielson vs. Detroit, Dec. 4, 1978
Norm Snead at Philadelphia, Oct. 2, 1966
Eddie LeBaron at Dallas, Nov. 5, 1961

LOWEST INTERCEPTION RATE

Season

1.3.. Carson Palmer, 2014 (224-3)
2.0.. Carson Palmer, 2015 (537-11)
Kent Graham, 1997 (250-5)
2.1.. Jim Hart, 1974 (388-8)
2.1.. Drew Stanton, 2014 (240-5)

COMPLETION PERCENTAGE

Season

67.1..Kurt Warner, 2008 (401-598)
66.1..Kurt Warner, 2009 (339-513)
64.5..Kurt Warner, 2005 (242-375)
64.4..Kyle Murray, 2019 (349-542)
63.7..Carson Palmer, 2015 (342-537)

Game (Min. 20 attempts)

92.3Kurt Warner at Jacksonville, Sept. 20, 2009 (24-26)
84.4.. Carson Palmer vs. St. Louis, Dec. 8, 2013 (27-32)
81.8..Steve Buehler at Atlanta, Jan. 2, 1994 (27-33)
81.3..John Roach vs. Washington, Nov. 6, 1960 (13-16)
80.4..Neil Lomax at Washington, Dec. 16, 1984 (37-46)

LONGEST PASS PLAYS

98.. Jim Hart to Ahmad Rashad vs. L.A. Rams, Dec. 10, 1972
Ogden Compton to Dick Lane at Green Bay, Nov. 13, 1955 (TD)
Doug Russell to Gaynell Tinsley vs. Cleveland Rams, Nov. 27, 1938 (TD)
97.. Pat Coffee to Gaynell Tinsley vs. Chicago, Dec. 5, 1937 (TD)
93.. Neil Lomax to Ernie Jones vs. Philadelphia, Dec. 10, 1988 (TD)
91.. Carson Palmer to Michael Floyd at Jacksonville, Nov. 17, 2013 (TD)
M.C. Reynolds to John David Crow at Cleveland., Dec. 12, 1958 (TD)



MOST CONSECUTIVE PASS COMPLETIONS

Game

- 15.. Carson Palmer vs. Seattle, Oct. 17, 2013
Kurt Warner at Jacksonville, Sept. 20, 2009
Jake Plummer vs. Washington, Nov. 8, 1998
- 14.. Kent Graham vs. St. Louis, Sept. 29, 1996 (OT)
Steve Bueherlein at Atlanta, Jan. 2, 1994
- 13.. Kurt Warner: 4 at San Francisco, Sept. 7, 2008; 9 vs. Miami, Sept. 14, 2008
Josh McCown at Atlanta, Sept. 26, 2004
- 12.. Kurt Warner at Baltimore, Sept. 23, 2007
Kurt Warner: 2 vs. Washington, Dec. 11, 2005; 10 at Houston, Dec. 18, 2005
Neil Lomax at Tampa Bay, Dec. 20, 1987
Neil Lomax: 5 vs. N.Y. Giants, Oct. 25, 1987; 7 vs. Philadelphia, Nov. 2, 1987
Jim Hart vs. Chicago, Sept. 25, 1977

MOST CONSECUTIVE GAMES THROWING TOUCHDOWN PASS

- 22.. Kurt Warner (Game 9 in 2007–Game 14 in 2008)
- 19.. Neil Lomax (Game 9 in 1983–Game 11 in 1984)
- 18.. Carson Palmer (Games 4–16 in 2013; Game 1, 5–8 in 2014)

- 16.. Charley Johnson (Game 4 in 1964–Game 5 in 1965)
- 14.. Neil Lomax (Games 1–2, 6–15 in 1987; Games 1–2 in 1988)

FEWEST PASSES HAD INTERCEPTED

Season

- 2.. John Skelton, 2010 (126 att.)
- 3.. Carson Palmer, 2014 (224 att.)
Kevin Kolb, 2012 (183 att.)
- 4.. Paul Christman, 1948 (114 att.)
Ray Mallouf, 1941 (96 att.)

HIGHEST PASSER RATING

Season

- 104.6. Carson Palmer, 2015
- 96.9 .. Kurt Warner, 2008
- 95.6 .. Carson Palmer, 2014
- 93.2 .. Kurt Warner, 2009
- 92.5 .. Neil Lomax, 1984

Game

- 158.3... Kurt Warner vs. Miami, Sept. 14, 2008
- 154.2... Carson Palmer at Detroit, Oct. 11, 2015
- 150.0... Kurt Warner at Baltimore, Sept. 23, 2007
- 145.3... Neil Lomax vs. Seattle, Nov. 13, 1983
- 145.2... Charley Johnson at Minnesota, Oct. 6, 1963

INDIVIDUAL RECEIVING RECORDS

TOTAL RECEPTIONS

Career

- 1,378 Larry Fitzgerald, 2004–
- 586 .. Anquan Boldin, 2003–09
- 535 .. Larry Centers, 1990–98
- 522 .. Roy Green, 1979–90
- 493 .. Frank Sanders, 1995–02
- 480 .. Jackie Smith, 1963–77
- 468 .. Pat Tilley, 1976–86
- 418 .. Bobby Joe Conrad, 1958–68
- 377 .. J.T. Smith, 1985–90
- 351 .. Mel Gray, 1971–82

Season

- 109 .. Larry Fitzgerald, 2017 (1,156 yards, 6 TD)
- Larry Fitzgerald, 2015 (1,215 yards, 9 TD)
- 107 .. Larry Fitzgerald, 2016 (1,023 yards, 6 TD)
- 103 .. Larry Fitzgerald, 2005 (1,409 yards, 10 TD)
- 102 .. Anquan Boldin, 2005 (1,402 yards, 7 TD)
- 101 .. Anquan Boldin, 2003 (1,377 yards, 8 TD)
Larry Centers, 1995 (962 yards, 2 TD)
- 100 .. Larry Fitzgerald, 2007 (1,409 yards, 10 TD)
- 99 .. Larry Centers, 1996 (766 yards, 7 TD)
- 98 .. David Boston, 2001 (1,598 yards, 8 TD)
- 97 .. Larry Fitzgerald, 2009 (1,092 yards, 13 TD)
Rob Moore, 1997 (1,584 yards, 8 TD)

Game

- 16 .. Sonny Randle at N.Y. Giants, Nov. 4, 1962 (256 yards, TD)
- 14.. Anquan Boldin at Baltimore, Sept. 23, 2007 (181 yards, 2 TD)
- 13.. Larry Fitzgerald vs. Dallas, Sept. 25, 2017 (149 yds, TD)
Larry Fitzgerald at Seattle, Oct. 18, 2009 (100 yards, TD)
Anquan Boldin at Seattle, Nov. 16, 2008 (186 yards)
Anquan Boldin vs. Atlanta, Dec. 23, 2007, OT (162 yards, 2 TD)
Larry Fitzgerald at N.Y. Giants, Sept. 11, 2005 (155 yards, TD)
Frank Sanders at Green Bay, Jan. 2, 2000 (118 yards, TD)
Larry Centers vs. St. Louis, Sept. 29, 1996, OT (83 yards)

TOUCHDOWNS RECEIVING

Career

- 120.. Larry Fitzgerald, 2004–
- 66 .. Roy Green, 1979–90
- 60 .. Sonny Randle, 1959–66
- 45 .. Mel Gray, 1971–82
- 44 .. Anquan Boldin, 2003–09

Season

- 15.. Sonny Randle, 1960
- 14.. Roy Green, 1983; Mal Kutner, 1948
- 13.. Larry Fitzgerald, 2009
- 12.. Larry Fitzgerald, 2008; Roy Green, 1984; Sonny Randle, 1963; Bob Shaw, 1950

Game

- *5.. Bob Shaw vs. Baltimore, Oct. 2, 1950
- 4.. Roy Green vs. Seattle, Nov. 13, 1983
Dave Williams vs. New Orleans, Nov. 2, 1969
- *Ties NFL record

TOTAL RECEIVING YARDAGE

Career

- 17,083..... Larry Fitzgerald, 2004–
- 8,496..... Roy Green, 1979–90
- 7,918..... Jackie Smith, 1963–77
- 7,520..... Anquan Boldin, 2003–09
- 7,005..... Pat Tilley, 1976–86

Season

- 1,598..... David Boston, 2001
- 1,584..... Rob Moore, 1997
- 1,555..... Roy Green, 1984
- 1,431..... Larry Fitzgerald, 2008
- 1,411..... Larry Fitzgerald, 2011
- 1,409..... Larry Fitzgerald, 2007
Larry Fitzgerald, 2005

Game

- 256 Sonny Randle vs. N.Y. Giants, Nov. 4, 1962 (16 rec., TD)
- 217 Anquan Boldin at Detroit, Sept. 7, 2003 (10 rec., 2 TD)
- 212 Jackie Smith vs. Pittsburgh, Oct. 13, 1963 (9 rec., 2 TD)
- 198 Sonny Randle at Cleveland, Sept. 26, 1965 (7 rec., 3 TD)
- 197 John Gilliam vs. Pittsburgh, Oct. 5, 1969 (10 rec., TD)

MOST CONSECUTIVE GAMES CATCHING A PASS

- 243 Larry Fitzgerald (Game 8 in 2004–)
- 121 Mel Gray (Game 3 in 1973–Game 4 in 1982)
- 94 Bobby Joe Conrad (Game 9 in 1961–Game 4 in 1968)
- 89 Larry Centers (Game 7 in 1993–Game 16 in 1998)
- 74 Roy Green (Game 2 in 1981–Game 10 in 1986)

MOST CONSECUTIVE GAMES CATCHING TOUCHDOWN PASS

- 6 Anquan Boldin, 2008
- 5 Larry Fitzgerald, 2007
Ricky Proehl, 1993
Bobby Joe Conrad, 1963
Sonny Randle, 1960, '61–62, '64–65 (three times)
Bob Shaw, 1950
Mal Kutner, 1947

MOST CONSECUTIVE 100-YARD GAMES

- 5 Anquan Boldin, 2005
- 4 Rob Moore, 1997
David Boston, 2001
- 3 Numerous times (most recently by Larry Fitzgerald, 2008)

MOST PASSES CAUGHT BY RUNNING BACK

Season

- 101 ... Larry Centers, 1995
- 99 ... Larry Centers, 1996
- 80 ... David Johnson, 2016
- 77 ... Larry Centers, 1994
- 73 ... Michael Pittman, 2000



INDIVIDUAL COMBINED YARDAGE RECORDS

RUSHING/RECEIVING/RETURNS

Career

- 17,151 Larry Fitzgerald, 2004– (68/17,083/0)
 11,988 Stump Mitchell, 1981–89 (4,649/1,955/5,384)
 10,860 Roy Green, 1979–90 (148/8,496/2,216)
 10,494 Ottis Anderson, 1979–86 (7,999/2,495/0)
 9,040 Terry Metcalf, 1973–77 (3,438/1,862/3,748)

Season

- 2,462 Terry Metcalf, 1975 (816/378/1,268)
 2,402 MarTay Jenkins, 2000 (4/219/2,187)
 2,191 Kevin Williams, 1997 (-2/273/1,920)
 2,118 David Johnson, 2016 (1,239/879/0)
 2,058 Terry Metcalf, 1974 (718/377/963)

Game

- 324 Steve Breaston at NY Jets, Sept. 28, 2008 (0/122/202)
 284 Ollie Matson vs. Pittsburgh, Dec. 31, 1954 (85/74/125)
 280 Terry Metcalf vs. Buffalo, Nov. 27, 1975 (7/52/221)
 278 Ollie Matson vs. Pittsburgh, Oct. 26, 1952 (82/121/75)
 276 Ollie Matson vs. Washington, Nov. 21, 1954 (163/64/49)
 Ollie Matson at Pittsburgh, Nov. 28, 1954 (115/161/0)

INDIVIDUAL INTERCEPTIONS RECORDS

TOTAL INTERCEPTIONS

Career


- 52 Larry Wilson, 1960–72
 46 Aeneas Williams, 1991–2000
 40 Roger Wehrli, 1969–82
 30 Dick “Night Train” Lane, 1954–59
 29 Pat Fischer, 1961–67

Season

- 12 Bob Nussbaumer, 1949
 11 Lindon Crow, 1956
 10 Larry Wilson, 1966
 Pat Fischer, 1964
 Jerry Norton, 1960
 Dick “Night Train” Lane, 1954
 Ray Ramsey, 1953

Game

- *4 Kwamie Lassiter vs. San Diego, Dec. 27, 1998
 Jerry Norton at Pittsburgh, Nov. 26, 1961
 Jerry Norton at Washington, Nov. 20, 1960
 Bob Nussbaumer at N.Y. Bulldogs, Nov. 13, 1949
 3 Antrel Rolle at Cincinnati, Nov. 18, 2007
 Adrian Wilson vs. Dallas, Oct. 20, 2002
 Ronald McKinnon vs. Chicago, Oct. 11, 1998
 Ken Greene vs. Buffalo, Nov. 15, 1981
 Perry Smith at Detroit, Dec. 3, 1978
 Roger Wehrli vs. Dallas, Dec. 7, 1975
 Larry Wilson vs. Chicago, Oct. 31, 1966
 Larry Wilson vs. Cleveland, Dec. 19, 1965
 Bobby Joe Conrad at Pittsburgh, Dec. 13, 1958
 Don Paul vs. N.Y. Giants, Nov. 1, 1953
 Ray Ramsey vs. Philadelphia, Sept. 30, 1951
 Jerry Davis at L.A. Rams, Dec. 4, 1949
 Mal Kutner at Green Bay, Nov. 24, 1946
***Ties NFL record**



Hall of Fame safety Larry Wilson holds the franchise career record with 52 INTs.

INTERCEPTION YARDAGE

Career

- 800 Larry Wilson, 1960–72
 653 Aeneas Williams, 1991–2000
 628 Dick “Night Train” Lane, 1954–59
 529 Pat Fischer, 1961–67
 508 Adrian Wilson, 2001–12

Season

- 237 Ray Ramsey, 1953
 231 Antrel Rolle, 2007
 206 Dick Lane, 1956

Game

- 127 Antrel Rolle at Cincinnati, Nov. 18, 2007 (3 INT, 2 TD)
 115 Larry Wilson vs. Cleveland, Dec. 19, 1965 (3 INT, TD)
 110 Jerry Norton at Pittsburgh, Nov. 26, 1961 (4 INT, 2 TD)
 106 Ken Greene vs. Buffalo, Nov. 15, 1981 (3 INT)

LONGEST INTERCEPTION RETURN

- 102 Greg Toler vs. Detroit, Dec. 16, 2012 (TD)
 99 Dominique Rodgers-Cromartie vs. St. Louis, Dec. 7, 2008 (TD)
 Adrian Wilson at Atlanta, Oct. 1, 2006 (TD)
 96 Larry Wilson vs. Cleveland, Dec. 19, 1965 (TD)
 92 Leo Sanford at Pittsburgh, Sept. 26, 1955 (TD)
 91 Larry Wilson at Philadelphia, Oct. 2, 1966 (TD)

MOST CONSECUTIVE GAMES WITH INT.

- 7 Larry Wilson, 1966
 6 Dick Lane, 1954–55
 5 Pat Fischer, 1963

INTERCEPTION RETURNS FOR TOUCHDOWN

Career

- 6 Aeneas Williams, 1991–2000
 5 Larry Wilson, 1960–72
 4 Karlos Dansby, 2004–09, 2013, 2017
 Dominique Rodgers-Cromartie, 2008–10
 Antrel Rolle, 2005–09
 3 Justin Bethel, 2012–17
 Rashad Johnson, 2009–15
 Robert Massey, 1991–93
 Pat Fischer, 1961–67
 Bill Blackburn, 1946–50

Season

- 3 Antrel Rolle, 2007
 Robert Massey, 1992
 2 Rashad Johnson, 2014
 Karlos Dansby, 2013
 Dominique Rodgers-Cromartie, 2010
 Rod Hood, 2007
 Karlos Dansby, 2005
 Aeneas Williams, 1997
 Aeneas Williams, 1995
 Larry Wilson, 1966
 Pat Fischer, 1964
 Jerry Norton, 1961
 Billy Stacy, 1961
 Billy Blackburn, 1948

Game

- **2 Antrel Rolle at Cincinnati, Nov. 18, 2007
 Robert Massey vs. Washington, Oct. 4, 1992
 Billy Stacy at Dallas, Nov. 5, 1961
 Jerry Norton at Pittsburgh, Nov. 26, 1961
 Billy Blackburn vs. Boston, Oct. 24, 1948
****Ties NFL record**



QUARTERBACK SACKS

QUARTERBACK SACKS

Career

66.5 ...Freddie Joe Nunn, DE, 1985-93
 60.0 ...Chandler Jones, LB/DE, 2016-
 56.5 ...Calais Campbell, DE/DT, 2008-16
 53.5 ...Simeon Rice, DE, 1996-00
 50.5 ...Curtis Greer, DE, 1980-88
 47.5 ...Ken Harvey, LB, 1988-93
 45.5 ...Eric Swann, DT, 1991-99
 40.5 ...Darnell Dockett, DT, 2004-14
 40.0 ...Bertrand Berry, DE, 2004-09
 37.5 ...Al Baker, DE, 1983-86

Season

19.0 ... Chandler Jones, LB, 2019
 17.0 ... Chandler Jones, LB, 2017*
 16.5 ... Simeon Rice, DE, 1999
 16.0 ... Curtis Greer, DE, 1983
 14.5 ... Bertrand Berry, DE, 2004
 14.0 ... Curtis Greer, DE, 1984
 Freddie Joe Nunn, DE, 1988
 13.0 ... Chandler Jones, DE, 2018
 Al Baker, DE, 1983
 12.5 ... Markus Golden, LB, 2016
 Simeon Rice, DE, 1996
 12.0 ... David Galloway, DT, 1983
 11.5 ... John Abraham, LB, 2013
 11.0 ... Chandler Jones, LB, 2016
 Freddie Joe Nunn, DE, 1987
 Clyde Simmons, DE, 1995
 * **Led NFL**

Game

4.5 Curtis Greer vs. Philadelphia, Dec. 18, 1983
 4.0 Chandler Jones at Seattle, Dec. 22, 2019
 Chandler Jones at N.Y. Giants, Oct. 20, 2019
 Bertrand Berry vs. N.Y. Giants, Nov. 14, 2004
 3.0 Dwight Freeney vs. Green Bay, Dec. 27, 2015
 Calais Campbell at Seattle, Nov. 23, 2014
 John Abraham vs. St. Louis, Dec. 8, 2013
 John Abraham vs. Houston, Nov. 10, 2013
 Darnell Dockett at New Orleans, Sept. 22, 2013
 Darnell Dockett at Tennessee, Nov. 29, 2009

3.0 Bertrand Berry at Oakland, Oct. 22, 2006
 Adrian Wilson at St. Louis, Nov. 20, 2005
 Simeon Rice at Philadelphia, Nov. 19, 2000
 Ken Harvey at Washington, Sept. 12, 1993
 Ken Harvey at Dallas, Nov. 3, 1991
 Ken Harvey at Atlanta, Dec. 9, 1990
 Freddie Joe Nunn at Dallas, Oct. 30, 1988
 Curtis Greer vs. Dallas, Sept. 13, 1987
 Al Baker vs. Philadelphia, Dec. 18, 1983
 E.J. Junior at N.Y. Giants, Dec. 4, 1983
 David Galloway vs. Seattle, Nov. 13, 1983
 Curtis Greer vs. Dallas, Sept. 11, 1983

CONSECUTIVE GAMES WITH SACK

7 Curtis Greer (Games 13-16, 1984-Games 1-3, 1985)
 5 Chandler Jones (Games 15-16, 2016-Games 1-3, 2017;
 5-9, 2017; 3-7, 2018)
 Markus Golden (Games 1-5, 2016)
 Chike Okeafor (Games 12-16, 2006)
 Curtis Greer (Games 6-10, 1984)
 Al Baker (Games 12-16, 1984)

MULTIPLE-PLAYER, MULTIPLE-SACK GAMES

9.5 Curtis Greer (4.5), Al Baker (3) and David Galloway (2) vs.
 Philadelphia, Dec. 18, 1983
 8.5 Al Baker (2.5), Leonard Smith (2), Anthony Bell (2) and
 Freddie Joe Nunn (2) at Philadelphia, Dec. 7, 1986
 6.5 E.J. Junior (2.5), Al Baker (2) and Curtis Greer (2)
 at New England, Dec. 2, 1984
 6.0 Calais Campbell (2), Karlos Dansby (2) and Daryl Washington
 (2) vs. Carolina, Oct. 6, 2013
 Bertrand Berry (4) and Karlos Dansby (2) vs. N.Y. Giants,
 Nov. 14, 2004
 5.5 Markus Golden (2.5), Calais Campbell (1.5) and
 Chandler Jones (1.5) at Los Angeles, Jan. 1, 2017
 Dwight Freeney (3.0) and Calais Campbell (2.5) vs. Green
 Bay, Dec. 27, 2015

INDIVIDUAL PUNTING RECORDS

TOTAL PUNTS

Career

714Scott Player, 1998-2006
 360Carl Birdsong, 1981-85
 346Rich Camarillo, 1989-93
 337Jeff Feagles, 1994-97
 288Dave Zastudil, 2011-14

Season

112Dave Zastudil, 2012 (46.5 avg.)
 99Larry Swider, 1980 (41.5 avg.)
 98Scott Player, 2004 (43.1 avg.)
 Jeff Feagles, 1994 (40.6 avg.)
 94Andy Lee, 2018 (48.6 avg.)
 Ben Graham, 2010 (43.4 avg.)
 Scott Player, 1999 (42.0 avg.)

Game

12Beryl Clark vs. Detroit, Oct. 15, 1940
 11Dave Zastudil at Denver, Oct. 5, 2014
 Larry Swider vs. Washington, Dec. 21, 1980
 Gary Keithley at Washington, Oct. 21, 1973
 King Hill vs. Minnesota, Oct. 19, 1969
 10Dave Zastudil at NY Jets, Dec. 2, 2012
 Scott Player vs. Tennessee, Oct. 23, 2005
 Scott Player at Buffalo, Oct. 31, 2004
 Scott Player at N.Y. Jets, Nov. 7, 1999
 Carl Birdsong at N.Y. Giants, Dec. 4, 1983
 Carl Birdsong vs. Washington, Jan. 2, 1983
 Jerry Norton vs. N.Y. Giants, Oct. 8, 1961
 Charley Trippi at Philadelphia, Dec. 4, 1955
 Charley Trippi vs. Philadelphia, Oct. 3, 1954
 Frank Polsfoot vs. N.Y. Giants, Nov. 5, 1951
 Jim Hardy at Chicago, Oct. 8, 1950

TOTAL YARDS

Career

30,752 ...Scott Player, 1998-2006
 15,114 ...Rich Camarillo, 1989-93
 14,916 ...Carl Birdsong, 1981-85
 14,503 ...Jeff Feagles, 1994-97
 13,191 ...Dave Zastudil, 2011-14

Season

5,209 ...Dave Zastudil, 2012
 4,568 ...Andy Lee, 2018
 4,230 ...Scott Player, 2004
 4,159 ...Andy Lee, 2017
 4,111 ...Larry Swider, 1980

AVERAGE YARDS PER PUNT

Career

47.9 ...Andy Lee, 2017- (243-11,640)
 45.8 ...Dave Zastudil, 2011-14 (288-13,191)
 44.9 ...Jerry Norton, 1959-61 (183-8,219)
 44.8 ...Ben Graham, 2008-11 (205-9,176)
 43.7 ...Rich Camarillo, 1989-93 (346-15,114)

Season

48.6 ...Andy Lee, 2018 (94-4,568)*
 47.8 ...Andy Lee, 2019 (61-2,913)
 47.3 ...Andy Lee, 2017 (88-4,159)
 47.0 ...Ben Graham, 2009 (86-4,045)
 46.5 ...Dave Zastudil, 2012 (112-5,209)
 45.7 ...Dave Zastudil, 2013 (78-3,566)

* **Led NFL**

Game (Min. 4 punts)

54.7 ...Ben Graham vs. San Francisco, Sept. 13, 2009 (6-328)
 54.5 ...Drew Butler vs. San Diego, Sept. 8, 2014 (4-218)
 54.0 ...Scott Player vs. Seattle, Sept. 14, 2003 (4-206)
 53.4 ...Andy Lee at Baltimore, Sept. 15, 2019 (5-267)
 53.3 ...Dave Mann at Pittsburgh, Oct. 13, 1957 (4-213)

MOST DOWNED PUNTS INSIDE THE 20

Career ("Punts Inside the 20" have been compiled since 1976)

179Scott Player, 1998-06
 106Dave Zastudil, 2011-14
 102Rich Camarillo, 1989-93
 100Jeff Feagles, 1994-97
 82Andy Lee, 2017-

Season

46Dave Zastudil, 2012*
 42Ben Graham, 2009
 35Dave Zastudil, 2013
 34Drew Butler, 2014
 33Jeff Feagles, 1994
 ***Led NFL**

LONGEST PUNT

Cardinals

84Doug Russell vs. Chicago, Sept. 11, 1938
 81Mike Wood at N.Y. Giants, Dec. 10, 1978
 78Ernie Nevers vs. Green Bay, Nov. 13, 1930
 Jerry Norton at Dallas, Nov. 5, 1961



INDIVIDUAL PUNT RETURN RECORDS

TOTAL PUNT RETURNS

Career

195Patrick Peterson, 2011–
193Vai Sikahema, 1986–90
156Stump Mitchell, 1981–89
113Steve Breaston, 2007–10
80Terry Metcalf, 1973–77

Season

51Patrick Peterson, 2012
44Patrick Peterson, 2011
Vai Sikahema, 1987
43Eric Metcalf, 1998
Vai Sikahema, 1986

PUNT RETURN YARDAGE

Career

2,152 ...Vai Sikahema, 1986–90
1,816 ...Patrick Peterson, 2011–
1,377 ...Stump Mitchell, 1981–89
921 ...Terry Metcalf, 1973–77
885 ...Steve Breaston, 2007–10

Season

699 ...Patrick Peterson, 2011#
550 ...Vai Sikahema, 1987
522 ...Vai Sikahema, 1986
462 ...Kevin Williams, 1997
461 ...Arnold Jackson, 2001
NFL rookie record



Two-time Pro Bowler Vai Sikahema (1986-90) is the franchise's all-time leader in career punt return yardage.

Game

145Vai Sikahema vs. Tampa Bay, Dec. 21, 1986
143Chuck Latourette at New Orleans, Sept. 29, 1968
142Johnny Roland at Philadelphia, Oct. 2, 1966
127Patrick Peterson vs. St. Louis, Nov. 6, 2011
112Patrick Peterson at Baltimore, Oct. 30, 2011

LONGEST PUNT RETURN

99tPatrick Peterson vs. St. Louis, Nov. 6, 2011
95tFrank Bernardi at Washington, Oct. 14, 1956
89tPatrick Peterson vs. Carolina, Sept. 11, 2011
88tPhil Sarboe vs. N.Y. Giants, Oct. 17, 1935
86tChuck Latourette at New Orleans, Sept. 29, 1968
Johnny Roland at Philadelphia, Oct. 2, 1966

AVERAGE YARDS

Career

13.7 ... Charley Trippi, 1947–55 (63–864)
12.0 ... Willard Harrell, 1978–84 (71–854)
11.5 ... Terry Metcalf, 1973–77 (80–921)
11.2 ... Vai Sikahema, 1986–90 (193–2,152)
9.3 ... Patrick Peterson, 2011– (195–1,816)

Season (15 or more returns)

20.93... John "Red" Cochran, 1949 (15–314)
20.88... Jerry Davis, 1948 (16–334)
15.89... Patrick Peterson, 2011 (44–699)
13.15... Johnny Bailey, 1992 (20–263)
13.08... Terry Metcalf, 1974 (26–340)

Game

49.0 ... Patrick Peterson vs. Carolina, Sept. 11, 2011 (2–98)
47.7 ... Chuck Latourette at New Orleans, Sept. 29, 1968 (3–143)
47.3 ... Johnny Roland at Philadelphia, Oct. 2, 1966 (3–142)
38.0 ... Ted Ginn, Jr. at N.Y. Giants, Sept. 14, 2014 (2–76)
36.3 ... Vai Sikahema vs. Tampa Bay, Dec. 21, 1986 (4–145)

MOST TOUCHDOWNS

4Patrick Peterson, 2011*
3Ollie Matson, 1954, '55 (2)
Vai Sikahema, 1986 (2), '87
2Phil Sarboe, 1935
Jerry Davis, 1948
Charley Trippi, 1948
John "Red" Cochran, 1949
Billy Stacy, 1959
Bobby Joe Conrad, 1959, '61
Johnny Roland, 1966, '70
* Ties NFL single-season record

INDIVIDUAL KICKOFF RETURN RECORDS

TOTAL KICKOFF RETURNS

Career

177Stump Mitchell, 1981–89
164Vai Sikahema, 1986–90
163LaRod Stephens-Howling, 2009–12
151MarTay Jenkins, 2000–02
114J.J. Arrington, 2005–08

Season

82MarTay Jenkins, 2000
73Josh Scobey, 2003
67J.J. Arrington, 2006
63Reggie Swinton, 2005
62Steve Breaston, 2007

Game

9Steve Breaston at New England, Dec. 21, 2008
Josh Scobey at Cleveland, Nov. 16, 2003
8J.J. Arrington at Philadelphia, Nov. 27, 2008
J.J. Arrington vs. N.Y. Giants, Nov. 23, 2008
J.J. Arrington at Atlanta, Oct. 1, 2006
MarTay Jenkins at Jacksonville, Dec. 10, 2000

KICKOFF RETURN YARDAGE

Career

4,067LaRod Stephens-Howling, 2009–12
4,007Stump Mitchell, 1981–89
3,865MarTay Jenkins, 2000–02
3,501Vai Sikahema, 1986–90
2,804Terry Metcalf, 1973–77

Season

*2,186 ... MarTay Jenkins, 2000
1,684 ... Josh Scobey, 2003
1,548 ... LaRod Stephens-Howling, 2010
1,520 ... J.J. Arrington, 2006
1,458 ... Kevin Williams, 1997

Game

252Josh Scobey at St. Louis, Sept. 28, 2003
232J.J. Arrington vs. N.Y. Giants, Nov. 23, 2008
220J.J. Arrington at Minnesota, Nov. 26, 2006
207Kevin Williams vs. Atlanta, Dec. 21, 1997
203George Hoey vs. Philadelphia, Nov. 21, 1971
*NFL record

LONGEST KICKOFF RETURN

108t.....David Johnson at Chicago, Sept. 20, 2015
106t.....Roy Green at Dallas, Oct. 21, 1979
105t.....Frank Seno at N.Y. Giants, Oct. 20, 1946
Ollie Matson at Washington, Oct. 14, 1956
103t.....George Hoey vs. Philadelphia, Nov. 21, 1971
102t.....LaRod Stephens-Howling vs. Oakland, Sept. 26, 2010
Doug Russell vs. Cincinnati, Sept. 23, 1934
101t.....Ollie Matson vs. Pittsburgh, Nov. 23, 1958
100t.....Josh Scobey at St. Louis, Sept. 28, 2003
John Gilliam at Green Bay, Dec. 21, 1969
Ollie Matson vs. Chicago, Oct. 5, 1952



AVERAGE YARDS

Career

- 28.5 ...Ollie Matson, 1952, '54-58
- 26.2 ...Terry Metcalf, 1973-77
- 25.6 ...MarTay Jenkins, 2000-02
- 25.0 ...LaRod Stephens-Howling, 2009-12
- 23.6 ...J.J. Arrington, 2005-08

Season (15 or more attempts)

- 35.5 ...Ollie Matson, 1958 (14-497)
- 31.2 ...Terry Metcalf, 1974 (20-623)
- Ollie Matson, 1952 (20-623)
- 29.2 ...Jerry Davis, 1948 (15-437)
- 28.3 ...Don Paul, 1951 (15-424)

Game (Min. 3 attempts)

- 48.3 ...John Gilliam at Green Bay, Dec. 21, 1969 (3-145)
- 47.0 ...Terry Metcalf at Houston, Oct. 20, 1974 (3-141)
- 46.3 ...Les Goble vs. N.Y. Giants, Sept. 26, 1954 (4-185)
- 43.3 ...MarTay Jenkins at Minnesota, Nov. 12, 2000 (4-173)
- 43.0 ...Chuck Latourette at Philadelphia, Nov. 3, 1968 (3-129)

MOST TOUCHDOWNS

Career

- 6Ollie Matson, 1952 (2), '54, '56, '58 (2)
- 3LaRod Stephens-Howling, 2009-12
- 2J.J. Arrington, 2005-08
- MarTay Jenkins, 2000, '02
- Les Goble, 1954
- Terry Metcalf, 1974-75

Season

- 2LaRod Stephens-Howling, 2010
- Ollie Matson, 1952, '58
- Les Goble, 1954

COMBINED KICK RETURN YARDAGE

Season

- 2,187 ...MarTay Jenkins, 2000 (2,186 kickoff-1 punt)
- 1,920 ...Kevin Williams, 1997 (1,458 kickoff-462 punt)
- 1,788 ...Reggie Swinton, 2005 (1,456 kickoff-332 punt)
- 1,786 ...Steve Breaston, 2007 (1,391 kickoff-395 punt)
- 1,737 ...Stump Mitchell, 1981 (1,292 kickoff-445 punt)



Hall of Fame RB Ollie Matson holds the franchise record for career kickoff return TDs (6).

INDIVIDUAL FUMBLE RECORDS

TOTAL FUMBLES

Season

- 16Dave Krieg, 1995
- 15Terry Metcalf, 1976
- Sam Etcheverry, 1961
- Paul Christman, 1946

Game

- 6Sam Etcheverry at N.Y. Giants, Sept. 17, 1961
- 5Paul Christman at Green Bay, Oct. 10, 1946

OPPONENT FUMBLES RECOVERED

Career

- 19Mark Arneson, 1972-80
- Roger Wehrli, 1969-82
- 16Bill Koman, 1959-67
- 14Chuck Walker, 1964-72
- 12Darnell Dockett, 2004-14
- Aeneas Williams, 1991-2000
- Larry Wilson, 1960-72
- Larry Stallings, 1963-75
- Dale Meinert, 1958-67
- Leo Sugar, 1954-60

Season

- 5Michael Bankston, 1993
- Chuck Walker, 1969
- Tom Wham, 1950

Game

- 3Corwin Clatt at Detroit, Nov. 6, 1949
- 2Many times, most recently by Jerraud Powers vs. Green Bay, Dec. 27, 2015

OWN FUMBLES RECOVERED

Season

- 8Paul Christman, 1945
- 7Dave Krieg, 1995
- Terry Metcalf, 1974
- John Roach, 1960

Game

- 4Sam Etcheverry at N.Y. Giants, Sept. 17, 1961

MOST FUMBLES RETURNED FOR TOUCHDOWN

Career

- 3Leo Sugar, 1954, '57 (2)
- 2Kerry Rhodes, 2010 (2)
- Darnell Dockett, 2008, '10
- Adrian Wilson, 2004, '06
- Aeneas Williams, 1993, '00
- Rod Saddler, 1989, '91
- Larry Stallings, 1965, '69
- Larry Wilson, 1963, '69
- Don Brumm, 1965, '68

Season

- *2Kerry Rhodes, 2010
- Leo Sugar, 1957
- *Ties NFL record

LONGEST FUMBLE RETURN

- *104Aeneas Williams vs. Washington, Nov. 5, 2000 (TD)
- 99Adrian Wilson at Minnesota, Nov. 26, 2006 (TD)
- 93James Sanders vs. Philadelphia, Sept. 23, 2012 (TD)
- 88Larry Wilson at Green Bay, Dec. 21, 1969 (TD)
- 85Eric Hill at L.A. Rams, Sept. 1, 1991 (TD)
- *Equals NFL record

INDIVIDUAL LONGEVITY RECORDS

SERVICE

Most Seasons

- 18Jim Hart, 1966-83
- 17Jim Bakken, 1962-78
- 16Larry Fitzgerald, 2004-
- Jackie Smith, 1963-77
- 14Roger Wehrli, 1969-82
- Larry Stallings, 1963-76
- Ernie McMillan, 1961-74
- 13Larry Wilson, 1960-72
- Luis Sharpe, 1982-94
- 12Adrian Wilson, 2001-12
- Roy Green, 1979-90
- Ken Gray, 1958-69
- Dan Dierdorf, 1971-78, '80-83
- Mel Gray, 1971-82

Most Consecutive Games Played

- 234Jim Bakken, 1962-78
- 162Ernie McMillan, 1961-73
- 160Aeneas Williams, 1991-2000
- 148Bobby Joe Conrad, 1958-68
- 134Tom Branahney, 1973-80

Most Games Played

- 250Larry Fitzgerald, 2004-
 - 234Jim Bakken, 1962-78
 - 199Jim Hart, 1966-83
 - 198Jackie Smith, 1963-77
 - 193Roger Wehrli, 1969-82
 - 189Luis Sharpe, 1982-94
 - 181Adrian Wilson, 2001-12
 - Larry Stallings, 1963-76
 - 178Ernie McMillan, 1961-74
 - 169Roy Green, 1979-90
 - Larry Wilson, 1960-72
 - 160Aeneas Williams, 1991-2000
 - Dan Dierdorf, 1971-83
- Most Seasons, Head Coach**
- 6Ken Whisenhunt, 2007-12
 - Jim Hanifan, 1980-85
 - Jim Conzelman, 1940-42, '46-48
 - 5Bruce Arians, 2013-17
 - Don Coryell, 1973-77
 - Charley Winner, 1966-70



BIGGEST COMEBACK WINS — FRANCHISE HISTORY

25 POINTS

11/8/87 vs. Tampa Bay

Final Score 31-28

Down 28-3 entering the 4th Quarter; cut lead to 28-10 early in the 4th Quarter

QTR	TEAM	BOX SCORE	TAM	STL
1st	TAM	Mark Carrier 5-yard pass from Steve DeBerg (Donald Igwebuike kick)	7	0
2nd	TAM	Gerald Carter 3-yard pass from Steve DeBerg (Donald Igwebuike kick)	14	0
	STL	Jim Gallery 31-yard field goal	14	3
3rd	TAM	Jeff Smith 34-yard pass from Steve DeBerg (Donald Igwebuike kick)	21	3
	TAM	Jeff Smith 3-yard rush (Donald Igwebuike kick)	28	3
4th	STL	Robert Awalt 4-yard pass from Neil Lomax (Jim Gallery kick)	28	10
	STL	Niko Noga 24-yard fumble return (Jim Gallery kick)	28	17
	STL	J.T. Smith 11-yard pass from Neil Lomax (Jim Gallery kick)	28	24
	STL	J.T. Smith 17-yard pass from Neil Lomax (Jim Gallery kick)	28	31

23 POINTS

11/6/88 vs. San Francisco

Final Score 24-23

Down 23-0 in the 3rd Quarter; cut lead to 23-7 by the end of the 3rd Quarter and 23-10 early in the 4th Quarter

QTR	TEAM	BOX SCORE	SF	PHO
1st	SF	Mike Cofer 42-yard field goal	3	0
2nd	SF	Roger Craig 3-yard rush (Mike Cofer kick)	10	0
	SF	Mike Cofer 27-yard field goal	13	0
	SF	Mike Cofer 30-yard field goal	16	0
3rd	SF	Brent Jones 3-yard pass from Steve Young (Mike Cofer kick)	23	0
	PHO	Roy Green 35-yard pass from Neil Lomax (Al Del Greco kick)	23	7
4th	PHO	Al Del Greco 24-yard field goal	23	10
	PHO	Ernie Jones 5-yard pass from Neil Lomax (Al Del Greco kick)	23	17
	PHO	Roy Green 9-yard pass from Neil Lomax (Al Del Greco kick)	23	24

21 POINTS

9/12/99 at Philadelphia

Final Score 25-24

Down 21-0 after 1st Quarter; Philly took 24-6 lead into 3rd Quarter; cut lead to 24-12 in 3rd Quarter

QTR	TEAM	BOX SCORE	ARI	PHI
1st	PHI	Duce Staley 24-yard rush (Norm Johnson kick)	0	7
	PHI	Duce Staley 3-yard pass from Doug Pederson (Norm Johnson kick)	0	14
	PHI	Luther Broughton 15-yard pass from Doug Pederson (Norm Johnson kick)	0	21
2nd	ARI	Chris Jacke 31-yard field goal	3	21
	ARI	Chris Jacke 25-yard field goal	6	21
	PHI	Norm Johnson 25-yard field goal	6	24
3rd	ARI	Mario Bates 1-yard rush (pass failed)	12	24
4th	ARI	Chris Jacke 32-yard field goal	15	24
	ARI	Rob Moore 20-yard pass from Jake Plummer (Chris Jacke kick)	22	24
	ARI	Chris Jacke 31-yard field goal	25	24

21 POINTS

12/4/49 at L.A. Rams

Final Score 31-27

Down 24-3 in the 3rd Quarter; cut lead to 24-10 in 3rd Quarter and 24-17 early in the 4th Quarter

QTR	TEAM	BOX SCORE	CRD	RAM
1st	RAM	Bob Shaw 71-yard pass from Bob Waterfield (Bob Waterfield kick)	0	7
	RAM	Bob Waterfield 43-yard field goal	0	10
	CRD	Pat Harder 13-yard field goal	3	10
2nd	RAM	Bob Waterfield 1-yard rush (Bob Waterfield kick)	3	17
3rd	RAM	Vitamin Smith 51-yard punt return (Bob Waterfield kick)	3	24
	CRD	Charlie Trippi 6-yard rush (Pat Harder kick)	10	24
4th	CRD	Bill Blackburn 12-yard interception return (Pat Harder kick)	17	24
	RAM	Bob Waterfield 16-yard field goal	17	27
	CRD	Babe Dimancheff 50-yard pass from Paul Christman (Pat Harder kick)	24	27
	CRD	Billy Dewell 24-yard pass from Paul Christman (Pat Harder kick)	31	27



18 POINTS

10/4/92 vs. Washington

Final Score 27-24

Down 24-6 in the 4th Quarter

QTR	TEAM	BOX SCORE	WAS	PHO
1st	WAS	Ricky Sanders 19-yard pass from Mark Rypien (Chip Lohmiller kick)	7	0
	WAS	Earnest Byner 9-yard rush (Chip Lohmiller kick)	14	0
2nd	WAS	Chip Lohmiller 33-yard field goal	17	0
3rd	PHO	Ivory Lee Brown 1-yard rush (kick failed)	17	6
	WAS	Earnest Byner 3-yard rush (Chip Lohmiller kick)	24	6
4th	PHO	Robert Massey 31-yard interception return (Greg Davis kick)	24	13
	PHO	Robert Massey 41-yard interception return (Greg Davis kick)	24	20
	PHO	Larry Centers 9-yard pass from Chris Chandler (Greg Davis kick)	24	27

17 POINTS

12/11/83 at L.A. Raiders

Final Score 34-24

Down 17-0 in the 2nd Quarter; Raiders had 24-7 lead in 2nd Quarter but Cardinals cut lead to 24-20 at halftime

QTR	TEAM	BOX SCORE	STL	RAI
1st	RAI	Kenny King 34-yard pass from Jim Plunkett (Chris Bahr kick)	0	7
	RAI	Chris Bahr 22-yard field goal	0	10
	RAI	Cliff Branch 5-yard pass from Jim Plunkett (Chris Bahr kick)	0	17
2nd	STL	Ottis Anderson 1-yard rush (Neil O'Donoghue kick)	7	17
	RAI	Marcus Allen 20-yard pass from Jim Plunkett (Chris Bahr kick)	7	24
	STL	Doug Marsh 1-yard pass from Neil Lomax (kick failed)	13	24
	STL	Elois Grooms 40-yard fumble return (Neil O'Donoghue kick)	20	24
3rd	STL	Wayne Morris 3-yard rush (Neil O'Donoghue kick)	27	24
4th	STL	Pat Tilley 15-yard pass from Neil Lomax (Neil O'Donoghue kick)	34	24

17 POINTS

9/29/68 at New Orleans

Final Score 21-20

Down 17-0 heading into the 4th Quarter

QTR	TEAM	BOX SCORE	STL	NOR
1st	NOR	Charlie Durkee 21-yard field goal	0	3
2nd	NOR	Danny Abramowicz 29-yard pass from Billy Kilmer (Charlie Durkee kick)	0	10
3rd	NOR	Danny Abramowicz 10-yard pass from Billy Kilmer (Charlie Durkee kick)	0	17
4th	STL	Chuck Latourette 86-yard punt return (Jim Bakken kick)	7	17
	STL	Dave L. Williams 9-yard pass from Charley Johnson (Jim Bakken kick)	14	17
	NOR	Charlie Durkee 36-yard field goal	14	20
	STL	Willis Crenshaw 1-yard rush (Jim Bakken kick)	21	20

17 POINTS

10/13/63 vs. Pittsburgh

Final Score 24-23

Down 20-3 in the 3rd Quarter; cut lead to 23-10 by end of the 3rd Quarter and 23-17 early in the 4th quarter

QTR	TEAM	BOX SCORE	PIT	STL
1st	STL	Jim Bakken 44-yard field goal	0	3
	PIT	Lou Michaels 45-yard field goal	3	3
2nd	PIT	Red Mack 83-yard pass from Ed Brown (Lou Michaels kick)	10	3
	PIT	Lou Michaels 47-yard field goal	13	3
	PIT	Ed Brown 1-yard rush (Lou Michaels kick)	20	3
3rd	STL	Jackie Smith 10-yard pass from John David Crow (Jim Bakken kick)	20	10
	PIT	Lou Michaels 46-yard field goal	23	10
4th	STL	Jackie Smith 55-yard pass from Charley Johnson (Jim Bakken kick)	23	17
	STL	Bobby Joe Conrad 28-yard pass from Charley Johnson (Jim Bakken kick)	23	24



17 POINTS

10/1/61 at Philadelphia

Final Score 30-27

Down 17-0 in the 2nd Quarter

QTR	TEAM	BOX SCORE	STL	PHI
1st	PHI	Billy Ray Barnes 3-yard pass from Sonny Jurgensen (Bobby Walston kick)	0	7
	PHI	Dick Lucas 3-yard pass from Sonny Jurgensen (Bobby Walston kick)	0	14
2nd	PHI	Bobby Walston 19-yard field goal	0	17
	STL	Prentice Gautt 12-yard pass from Sam Etcheverry (Gerry Perry kick)	7	17
	STL	Sonny Randle 35-yard pass from Sam Etcheverry (Gerry Perry kick)	14	17
	PHI	Bobby Walston 16-yard field goal	14	20
3rd	PHI	Billy Ray Barnes 2-yard pass from Sonny Jurgensen (Bobby Walston kick)	14	27
	STL	Taz Anderson 1-yard rush (kick failed)	20	27
4th	STL	Prentice Gautt 54-yard rush (Gerry Perry kick)	27	27
	STL	Gerry Perry 27-yard field goal	30	27

16 POINTS

11/20/77 vs. Philadelphia

Final Score 21-16

Down 16-0 in the 3rd Quarter

QTR	TEAM	BOX SCORE	PHI	STL
2nd	PHI	Harold Carmichael 13-yard pass from Ron Jaworski (kick failed)	6	0
	PHI	Ove Johansson 32-yard field goal	9	0
3rd	PHI	Charlie A. Smith 15-yard pass from Ron Jaworski (Ove Johansson kick)	16	0
	STL	Jim Otis 25-yard rush (Jim Bakken kick)	16	7
	STL	Mel Gray 69-yard pass from Jim Hart (Jim Bakken kick)	16	14
4th	STL	Jim Otis 1-yard rush (Jim Bakken kick)	16	21

16 POINTS

11/9/75 at Philadelphia

Finals Score 24-23

Down 23-7 in the 3rd Quarter

QTR	TEAM	BOX SCORE	STL	PHI
1st	PHI	Charle Young 13-yard pass from Roman Gabriel (Horst Muhlmann kick)	0	7
	PHI	Horst Muhlmann 37-yard field goal	0	10
	STL	Jim Otis 3-yard pass from Jim Hart (Jim Bakken kick)	7	10
2nd	PHI	Po James 47-yard pass from Roman Gabriel (Horst Muhlmann kick)	7	17
	PHI	Horst Muhlmann 27-yard field goal	7	20
3rd	PHI	Horst Muhlmann 25-yard field goal	7	23
	STL	Terry Metcalf 1-yard rush (Jim Bakken kick)	14	23
4th	STL	Jim Hart 5-yard rush (Jim Bakken kick)	21	23
	STL	Jim Bakken 30-yard field goal	24	23

15 POINTS

9/7/97 vs. Dallas

Final Score 25-22 (OT)

Down 22-7 in the 3rd Quarter

QTR	TEAM	BOX SCORE	DAL	ARI
1st	DAL	Richie Cunningham 24-yard field goal	3	0
	DAL	Richie Cunningham 47-yard field goal	6	0
2nd	ARI	Leeland McElroy 10-yard rush (Kevin Butler kick)	6	7
	DAL	Richie Cunningham 37-yard field goal	9	7
	DAL	Chad Hennings 4-yard fumble return (Richie Cunningham kick)	16	7
	DAL	Richie Cunningham 34-yard field goal	19	7
3rd	DAL	Richie Cunningham 28-yard field goal	22	7
	ARI	Frank Sanders 7-yard pass from Kent Graham (Kevin Butler kick)	22	14
4th	ARI	Pat Carter 1-yard pass from Kent Graham (Rob Moore pass from Kent Graham)	22	22
OT	ARI	Kevin Butler 20-yard field goal	22	25



TEAM SCORING RECORDS

MOST POINTS SCORED

Season

489	2015
427	2008
423	1984
418	2016
404	2007

Game

65	At N.Y. Bulldogs, Nov. 13, 1949
63	At N.Y. Giants, Oct. 17, 1948
60	Vs. Rochester, Oct. 7, 1923

MOST POINTS BOTH TEAMS

Game

98	Cardinals 63 at N.Y. Giants 35, Oct. 17, 1948
93	Cardinals 42 vs. New Orleans 51, Nov. 2, 1969
91	Cardinals 35 at N.Y. Jets 56, Sept. 28, 2008
89	Cardinals 41 vs. New Orleans 48, Dec. 18, 2016
87	Cardinals 45 at Washington 42, Nov. 22, 1998

MOST TDS SCORED

Season

58	2015
53	1948
51	2016, 2008, 1984
49	2007
48	1949

Game

9	At N.Y. Bulldogs, Nov. 13, 1949
	At N.Y. Giants, Oct. 17, 1948
	Vs. Rochester, Oct. 7, 1923
8	Vs. Detroit, Nov. 7, 1948
	Vs. Baltimore, Oct. 2, 1950
	At Minnesota, Oct. 6, 1963

Both Teams/Game

14	Cardinals 9 at N.Y. Giants 5, Oct. 17, 1948
13	Cardinals 6 vs. New Orleans 7, Nov. 2, 1969
12	Cardinals 6 vs. New Orleans 6, Dec. 18, 2016
	Cardinals 5 at N.Y. Jets 7, Sept. 28, 2008
	Cardinals 9 at N.Y. Bulldogs 3, Nov. 13, 1949

MOST TDS RUSHING

Season

25	1948
24	1979
22	1968
21	1984, 1949

Game

6	Vs. Chicago Bears, Nov. 28, 1929
---------	----------------------------------

MOST TDS PASSING

Season

35	2015
32	2007
31	2008
30	1963
29	1983

Game

6	At N.Y. Bulldogs, Nov. 13, 1949
	Vs. Baltimore, Oct. 2, 1950
	At Cleveland, Sept. 26, 1965
	Vs. New Orleans, Nov. 2, 1969
5	Four times, most recently at Chicago, Nov. 8, 2009

Both Teams/Game

*12	Cardinals 6 vs. New Orleans 6, Nov. 2, 1969
10	Cardinals 4 at Chicago Bears 6, Dec. 5, 1937
9	Three times, most recently Cardinals 4 at Washington 5, Nov. 9, 1958
	*NFL record

MOST TDS BY INTERCEPTION

Season

6	2007
5	1961, 1964
4	2015, 2013, 1995

Game

2	Many times, most recently vs. San Francisco, Sept. 27, 2015
---------	-------------------------------------------------------------

MOST TDS BY KO RETURN

Season

3	1954
2	2010, 1958, 1952, 1934

Game

1	Many times, most recently at Chicago, Sept. 20, 2015
---------	------------------------------------------------------

MOST TDS BY PUNT RETURN

Season

5	1959
4	2011, 1948

Game

2	Vs. N.Y. Giants, Nov. 22, 1959
	Vs. Pittsburgh, Nov. 1, 1959
	Vs. Tampa Bay, Dec. 21, 1986

MOST PATS SCORED

Season

53	2015, 1948
48	1984
47	2007
46	1949
45	2009, 1983

Game

9	Vs. N.Y. Giants, Oct. 17, 1948
8	At Minnesota, Oct. 6, 1963
	Vs. N.Y. Bulldogs, Nov. 13, 1949
	Vs. Detroit, Nov. 7, 1948

Both Teams/Game

14	Cardinals 9 at N.Y. Giants 5, Oct. 17, 1948
12	Cardinals 6 vs. New Orleans 6, Nov. 2, 1969
11	Cardinals 5 vs. New Orleans 6, Dec. 18, 2016
	Cardinals 4 at N.Y. Jets 7, Sept. 28, 2008
	Cardinals 6 vs. Philadelphia 5, Dec. 16, 1962

MOST FGS ATTEMPTED

Season

45	2005
40	2017, 1966
39	1995, 1967
38	1964

Game

9	At Pittsburgh, Sept. 24, 1967
7	At Atlanta, Dec. 9, 1973
	At Atlanta, Dec. 11, 1966
6	11 times, most recently vs. Denver, Dec. 12, 2010

MOST FGS MADE

Season

43	2005
32	2017
31	2019
30	2013, 1995
29	2014
28	2015, 2006

Game

7	At Pittsburgh, Sept. 24, 1967
6	Vs. San Francisco, Oct. 2, 2005 (Mexico City)
	At Atlanta, Dec. 9, 1973
5	At Washington, Dec. 17, 2017
	Vs. St. Louis, Oct. 4, 2015
	Vs. Denver, Dec. 12, 2010
	Vs. Green Bay, Sept. 19, 1976
	Vs. Philadelphia, Dec. 13, 1964
	*Ties NFL record

Both Teams/Game

9	Cardinals 4 vs. San Francisco 5, Oct. 1, 2017
8	Cardinals 4 at Cleveland 4, Sept. 20, 1964
7	Cardinals 4 at Atlanta 3, Nov. 18, 2012
	Cardinals 5 vs. Denver 2, Dec. 12, 2010
	Cardinals 3 at Baltimore 4, Sept. 23, 2007
	Cardinals 1 at Atlanta 6, Oct. 1, 2006
	Cardinals 4 at Seattle 3, Sept. 25, 2005
	Cardinals 3 at Miami 4, Sept. 12, 1999
	Cardinals 2 at Philadelphia 5, Dec. 22, 1996
	Cardinals 3 vs. Chicago 4, Nov. 27, 1994
	Cardinals 6 at Atlanta 1, Dec. 9, 1973
	Cardinals 7 at Pittsburgh 0, Sept. 24, 1967

CONSECUTIVE GAMES SCORING FGS

19 ..	Game 16 in 2004–Game 2 in 2006
	Game 4 in 1966–Game 8 in 1967

HIGHEST SCORE BY QUARTERS

First Quarter

27	Vs. Green Bay, Nov. 27, 1949
---------	------------------------------

Second Quarter

31	Vs. N.Y. Bulldogs, Nov. 13, 1949
---------	----------------------------------

Third Quarter

35	Vs. Boston, Oct. 24, 1948
---------	---------------------------

Fourth Quarter

28	Vs. Tampa Bay, Nov. 8, 1987
	Vs. Philadelphia, Dec. 7, 1947
	Vs. Pittsburgh, Nov. 30, 1969
	At Minnesota, Oct. 6, 1963
	Vs. Baltimore, Oct. 2, 1950

SCORE BY QUARTERS BOTH TEAMS

First Quarter

28	Cardinals 0 at Minnesota 28
	Oct. 9, 2011
	Cardinals 21 vs. San Francisco 7, Sept. 10, 2006
	Cardinals 14 at Dallas 14, Nov. 23, 1967

Second Quarter

47	Cardinals 27 vs. Philadelphia 20, Dec. 13, 1964
---------	-------------------------------------------------

Third Quarter

35	Cardinals 14 at Dallas 21, Sept. 28, 1975
	Cardinals 35 vs. Boston 0, Oct. 24, 1948

Fourth Quarter

42	Cardinals 28 at Philadelphia 14, Dec. 7, 1947
---------	-----------------------------------------------

SCORE BY HALVES

First Half

42	At N.Y. Giants, Oct. 17, 1948
38	At Washington, Oct. 22, 1950
	At N.Y. Bulldogs, Nov. 13, 1949
37	Vs. San Diego, Nov. 20, 1983
35	At Cleveland, Sept. 26, 1965
	Vs. Pittsburgh, Nov. 1, 1959

Second Half

48	Vs. Baltimore, Oct. 2, 1950
42	At Philadelphia, Dec. 7, 1947
38	Vs. Dallas, Dec. 9, 1962
35	At N.Y. Jets, Sept. 28, 2008
	Vs. Pittsburgh, Nov. 30, 1969
	At Minnesota, Oct. 6, 1963
	Vs. Boston, Oct. 24, 1948



TEAM FIRST DOWN RECORDS

MOST FIRST DOWNS

Season

373	2015
368	2016
345	1984
336	1988
329	2013

Game

33 ... At N.Y. Jets, Sept. 28, 2008
32 ... At Washington, Nov. 11, 1996 (OT)
At N.Y. Bulldogs, Nov. 13, 1949
31 ... Vs. Washington, Nov. 16, 1975
30 ... At Seattle, Nov. 15, 2015
At Green Bay, Jan. 2, 2000
At L.A. Rams, Oct. 2, 1988
Vs. Philadelphia, Dec. 16, 1962

Both Teams/Game

59 ... Cardinals 26 vs. New Orleans 33,
Dec. 18, 2016
57 ... Cardinals 32 at Washington 25,
Nov. 10, 1996 (OT)
56 ... Cardinals 24 at Tennessee 32,
Dec. 15, 2013 (OT)
Cardinals 33 at N.Y. Jets 23,
Sept. 28, 2008
Cardinals 30 at Green Bay 26,
Jan. 2, 2000
Cardinals 25 at Washington, 31,
Nov. 22, 1998

MOST FIRST DOWNS RUSHING

Season

145	1979
140	1976
135	1981, 1948
131	1975

Game

23 At New Orleans, Oct. 5, 1980
19 Vs. Green Bay, Dec. 5, 1948
18 Vs. Minnesota, Nov. 4, 1979

17 At N.Y. Giants, Dec. 12, 1976
At Philadelphia, Sept. 22, 1963

Both Teams/Game

28 Cardinals 17 at N.Y. Giants 11,
Dec. 12, 1976
Cardinals 8 at Cleveland 20,
Nov. 12, 1958
27 Cardinals 9 at Oakland 18,
Oct. 7, 1973
Cardinals 15 at Pittsburgh 12,
Nov. 1, 1959
Cardinals 17 at N.Y. Bulldogs 10,
Nov. 13, 1949

MOST FIRST DOWNS PASSING

Season

237	2015
231	2008
229	2016
224	2005
215	2009

Game

26 At N.Y. Jets, Sept. 28, 2008
23 At Washington, Nov. 10, 1996 (OT)
Vs. St. Louis, Sept. 29, 1996 (OT)
22 Vs. Atlanta, Dec. 23, 2007
Vs. Philadelphia, Dec. 13, 1964
21 At Green Bay, Jan. 2, 2000
Vs. New Orleans, Dec. 20, 1998
Vs. Dallas, Nov. 15, 1998
Vs. Atlanta, Nov. 26, 1995 (OT)
Vs. Dallas, Nov. 11, 1984

Both Teams/Game

40 Cardinals 26 at N.Y. Jets 14,
Sept. 28, 2008
39 Cardinals 19 at Minnesota 20,
Nov. 26, 2006
Cardinals 17 vs. Detroit 22,
Nov. 18, 2001

37 Cardinals 17 vs. New Orleans 20,
Dec. 18, 2016
36 Cardinals 16 vs. Atlanta 20,
Oct. 13, 2019
35 Cardinals 12 at Tennessee 23,
Dec. 15, 2013 (OT)
Cardinals 22 vs. Atlanta 13,
Dec. 23, 2007
Cardinals 21 vs. New Orleans 14,
Dec. 20, 1998
Cardinals 19 vs. Philadelphia 16,
Nov. 24, 1996

MOST FIRST DOWNS BY PENALTY

Season

44	2017, 2015, 2014
42	2016, 2004
40	2013
38	1998
36	1995

Game

7 At San Francisco, Nov. 29, 2015
Vs. San Francisco, Sept. 21, 2014
At N.Y. Giants, Oct. 8, 1995 (OT)
6 Vs. Seattle, Nov. 9, 2017
At N.Y. Giants, Sept. 14, 2014
At Seattle, Dec. 22, 2013
At St. Louis, Dec. 3, 2006
At St. Louis, Sept. 27, 1998
At L.A. Rams, Sept. 4, 1994
Vs. Washington, Oct. 4, 1992

Both Teams/Game

11 Cardinals 6 at St. Louis, 5,
Dec. 3, 2006
10 Cardinals 6 at N.Y. Giants 4,
Sept. 14, 2014
Cardinals 5 vs. Phila. 5,
Oct. 10, 1976

TEAM TOTAL YARDS RECORDS

MOST YARDS GAINED

Season

6,533	2015
6,345	1984
5,868	2016
5,852	2008
5,807	1988

Game

615 At Washington, Nov. 10, 1996 (OT)
589 Vs. Philadelphia, Dec. 16, 1962
579 At N.Y. Giants, Oct. 17, 1948
572 At N.Y. Bulldogs, Nov. 13, 1949

Both Teams/Game

1,087 ... Cardinals 589 vs. Philadelphia
498, Dec. 16, 1962
1,031 ... Cardinals 615 at Washington 416,
Nov. 10, 1996 (OT)
997 ... Cardinals 445 vs. Miami 552,
Sept. 30, 1984
986 ... Cardinals 478 vs. New Orleans
508, Nov. 2, 1969

TEAM RUSHING RECORDS

MOST YARDS RUSHING

Season

2,582	1979
2,560	1948
2,402	1975
2,356	1960

Game

330 ... At New Orleans, Oct. 5, 1980
325 ... Vs. Minnesota, Nov. 4, 1979
320 ... At Green Bay, Oct. 10, 1948
319 ... Vs. N.Y. Bulldogs, Oct. 30, 1949
316 ... At Minnesota, Nov. 6, 1977

Both Teams/Game

489 ... Cardinals 308 vs. N.Y. Giants 181,
Oct. 30, 1949

480 ... Cardinals 148 vs. Cleveland 332,
Nov. 12, 1958
465 ... Cardinals 216 at N.Y. Giants 249,
Nov. 30, 1947

HIGHEST AVERAGE

Season

5.03	2019
4.87	1960
4.82	1948
4.73	1985
4.66	1970

MOST ATTEMPTS RUSHING

Season

580	1976
-----------	------

566	1979
559	1936
555	1975
554	1978

Game

70 ... Vs. Green Bay, Dec. 5, 1948
69 ... Vs. Green Bay, Nov. 6, 1936

Opponent/Game

60 ... At N.Y. Giants, Dec. 4, 1977

Both Teams/Game

*108 ... Cardinals 70 vs. Green Bay 38,
Dec. 5, 1948
101 ... Cardinals 69 vs. Green Bay 32,
Dec. 6, 1936
*NFL record

MOST NET YARDS PASSING

Season

4,674	2008
4,616	2015
4,437	2005
4,257	1984
4,136	2016

Game

507 ... At Washington, Nov. 10, 1996 (OT)
468 ... At Chicago, Dec. 11, 1949
456 ... Vs. San Francisco, Nov. 25, 2007 (OT)
448 ... Vs. Dallas, Nov. 15, 1998
444 ... At Washington, Dec. 16, 1984

Both Teams/Game

834 ... Cardinals 415 vs. Philadelphia 419,
Dec. 16, 1962
757 ... Cardinals 328 vs. Detroit 429,
Nov. 18, 2001
748 ... Cardinals 280 at Chicago Bears 468,
Dec. 11, 1949
740 ... Cardinals 329 vs. Philadelphia 411,
Oct. 26, 2014
728 ... Cardinals 308 vs. Miami 428,
Sept. 30, 1984



MOST GROSS YARDS PASSING

Season	
4,875	2008
4,775	2015
4,723	2005
4,634	1984
4,425	2016

Game

522 ...	At Washington, Nov. 10, 1996 (OT)
486 ...	Vs. San Francisco, Nov. 25, 2007 (OT)
472 ...	At N.Y. Jets, Sept. 28, 2008
468 ...	At Washington, Dec. 16, 1984
465 ...	Vs. Dallas, Nov. 15, 1998

MOST PASS ATTEMPTS

Season	
670	2005
646	2016
630	2008
613	1996
608	2012

Game

61....	At San Diego, Sept. 20, 1987
59....	At Washington, Nov. 10, 1996 (OT)
58....	Vs. St. Louis, Sept. 29, 1996 (OT)
	At Cleveland, Sept. 18, 1994
57....	At N.Y. Jets, Sept. 28, 2008
	At Green Bay, Jan. 2, 2000

Both Teams/Game

104....	Cardinals 42 vs. Philadelphia 62, Oct. 26, 2014
99	Cardinals 54 vs. Detroit 45, Sept. 8, 2019 (OT)
96	Cardinals 41 at St. Louis 55, Sept. 12, 2010
95	Cardinals 33 vs. Detroit 62, Nov. 18, 2001
	Cardinals 59 at Washington 36, Nov. 10, 1996 (OT)
94	Cardinals 42 at Pittsburgh 52, Dec. 13, 1958

MOST PASS COMPLETIONS

Season	
419	2005
418	2008
392	2009
383	2016
363	2013

Game

40....	At N.Y. Jets, Sept. 28, 2008
37....	Vs. St. Louis, Sept. 29, 1996 (OT)
	At Washington, Dec. 16, 1984
36....	At Carolina, Oct. 26, 2008
35....	At Carolina, Oct. 30, 2016
	Vs. Atlanta, Dec. 23, 2007
	Vs. San Francisco, Nov. 25, 2007 (OT)
	At Green Bay, Jan. 2, 2000
	At Washington, Nov. 10, 1996 (OT)

Both Teams/Game

65	Cardinals 28 vs. New Orleans 37, Dec. 18, 2016
64	Cardinals 40 at N.Y. Jets 24, Sept. 28, 2008
63	Cardinals 35 vs. Atlanta 28, Dec. 23, 2007 (OT)
61	Cardinals 26 vs. Houston 35, Oct. 11, 2009
60	Cardinals 35 vs. San Francisco 25, Nov. 25, 2007
	Cardinals 27 at St. Louis 33, Nov. 20, 2005

HIGHEST COMPLETION PCT.

Season	
66.3	2008 (418-630)
66.0	2009 (392-594)
64.1	2019 (355-554)
63.2	2013 (363-574)
62.8	2015 (353-562)

Game (min. 15 attempts)

84.4	Vs. St. Louis, Dec. 8, 2013 (27-32)
	At Jacksonville, Sept. 20, 2009 (27-32)
82.4	At N.Y. Jets, Nov. 23, 1975 (14-17)
81.8	At Atlanta, Jan. 2, 1994 (27-33)
81.3	At Philadelphia, Oct. 1, 1961 (13-16)
80.4	At Washington, Dec. 16, 1984 (37-46)

TEAM INTERCEPTION RECORDS

MOST PASSES INTERCEPTED

Season	
33	1956, 1949
29	1955
28	1983

Game

7	At N.Y. Bulldogs, Nov. 13, 1949
6	At Cleveland, Sept. 26, 1965
	At Philadelphia, Oct. 21, 1956
	Vs. Detroit, Sept. 30, 1946

Both Teams/Game

11....	Cardinals 8 vs. Philadelphia 3, Sept. 24, 1950
--------	------------------------------------------------

MOST YARDS INTERCEPTION RETURNS

Season	
551	2007
486	1949
459	1961
451	1956

Game

186 ...	Vs. Detroit, Dec. 16, 2012
161 ..	At Pittsburgh, Sept. 26, 1955
158 ...	At Green Bay, Oct. 16, 1949
155 ..	At Cincinnati, Nov. 18, 2007
134 ..	Vs. St. Louis, Dec. 30, 2007

TEAM PENALTY RECORDS

MOST PENALTIES

Season	
145	2005
137	2007
128	1994
124	2004
121	2019

Opponent/Season

139	2004
130	2015, 2014
129	2017
123	2016
122	2011
118	2007

Game

16	Vs. Green Bay, Sept. 13, 1936
15	Vs. Philadelphia, Oct. 10, 1976
	Vs. Philadelphia, Nov. 2, 1958

Opponent/Game

15	Vs. Philadelphia, Nov. 2, 1997
	At Detroit, Sept. 17, 1995
	Vs. Philadelphia, Nov. 30, 1952

Both Teams/Game

27	Cardinals 12 vs. Philadelphia 15, Nov. 30, 1952
26	Cardinals 15 vs. Philadelphia 11, Oct. 10, 1976

MOST YARDS PENALIZED

Season	
1,183	2005
1,128	2007
1,090	1994
1,004	2011
956	2019

Game

166	Vs. Dallas, Oct. 9, 1977
150	Vs. N.Y. Giants, Sept. 11, 1994
140	At Chicago, Dec. 16, 1951
	Vs. Baltimore, Oct. 2, 1950

TEAM PUNTING RECORDS

MOST PUNTS

Season	
112	2012
102	1978
100	1980
99	2004
98	1994

Opponent/Season

97	2004
95	2017
94	1997, 1978
93	2012
92	2011
90	1994, 1979

Game

16	At Detroit, Sept. 15, 1940
	Vs. Chicago, Nov. 30, 1933

Opponent/Game

14	Vs. Cincinnati, Nov. 12, 1933
13	At Detroit, Sept. 15, 1940
	Vs. Chicago, Nov. 30, 1933

HIGHEST AVERAGE

Season	
48.6	2018
47.3	2017
47.0	2019, 2009
46.5	2012
45.7	2013
45.0	2011
44.9	1960
44.7	1991, 1961

Game (min. 4 punts)

54.7 ...	Vs. San Francisco, Sept. 13, 2009
54.0 ...	Vs. Seattle, Sept. 14, 2003
53.4 ...	At Baltimore, Sept. 15, 2019
53.3 ...	At Pittsburgh, Oct. 13, 1957



TEAM PUNT RETURN RECORDS

MOST PUNT RETURNS

Season	
64	1962
63	1964
61	1958
58	1983

Game

9... Vs. Philadelphia, Dec. 24, 2005
Vs. Chicago, Nov. 29, 1959

Both Teams/Game

- 14... Cardinals 9 vs. Philadelphia 5,
Dec. 24, 2005
Cardinals 6 vs. N.Y. Giants 8,
Dec. 15, 1974
Cardinals 7 vs. N.Y. Giants 7,
Nov. 1, 1953
13... Four times, most recently Cardinals 4
vs. Tennessee 9, Oct. 23, 2005

MOST PUNT RETURN YARDS

Season	
696	2011
669	1948
550	1987
548	1959
546	1949

Game

164 Vs. N.Y. Giants, Nov. 22, 1959
155 Vs. Pittsburgh, Nov. 1, 1959
152 At New England, Nov. 2, 1975

Both Teams/Game

- 205 Cardinals 164 vs. N.Y. Giants 41,
Nov. 22, 1959
184 Cardinals 95 at St. Louis 89,
Nov. 27, 2011
181 Cardinals 32 at N.Y. Giants 149,
Oct. 14, 1951
172 Cardinals 87 at Detroit 85,
Oct. 5, 1986

HIGHEST PUNT RETURN AVG.

Season	
19.1	1948
18.2	1949

Game (3 attempts)

- 47.7 .. At New Orleans, Sept. 29, 1968
(3-143)
36.3 .. Vs. Tampa Bay, Dec. 21, 1986
(4-145)
32.8 .. Vs. N.Y. Giants, Nov. 22, 1959
(5-164)

TEAM KICKOFF RETURN RECORDS

MOST KICKOFF RETURNS

Season	
86	2000
84	2010
83	1989
82	2003
81	2002

Game

10... At New England, Dec. 21, 2008

Both Teams/Game

- 16... Cardinals 6 at N.Y. Giants 10,
Oct. 17, 1948
16... Cardinals 8 at Cleveland 8,
Sept. 20, 1964

MOST KICKOFF RETURN YARDS

Season	
2,296	2000
2,084	2010
1,881	2003
1,797	2002
1,719	2005

Game

282 Vs. Green Bay, Nov. 1, 1942
252 At St. Louis, Sept. 28, 2003
249 Vs. Philadelphia, Oct. 21, 1971
241 At Green Bay, Dec. 21, 1969

Both Teams/Game

- 437 Cardinals 184 vs. Philadelphia 253,
Nov. 24, 1996
421 Cardinals 196 vs. Washington 225,
Sept. 23, 1973
412 Cardinals 232 vs. N.Y. Giants 180,
Nov. 23, 2008
405 Cardinals 180 at Cleveland 225,
Sept. 20, 1964
364 Cardinals 190 at Houston 174,
Oct. 20, 1974

HIGHEST KICKOFF RETURN AVERAGE

Season	
26.7	2000
25.1	1968, 1958
24.8	2010, 1957
24.5	1954

Game (3 attempts)

- 52.0 Vs. Pittsburgh, Oct. 31, 1954
(3-156)
43.3 At Minnesota, Nov. 12, 2000
(4-173)
41.8 At Tennessee, Nov. 29, 2009
(4-167)
40.3 At Seattle, Sept. 15, 2002
(4-161)
At Philadelphia, Sept. 19, 1965
(3-121)
37.2 Vs. N.Y. Giants, Sept. 26, 1954
(6-223)

TEAM FUMBLE RECORDS

MOST FUMBLES

Season	
50	1983
48	1959
44	1976
43	1972

Opponent/Season

- 40 1986, 1979 |
- 39 1995, 1946 |
- 37 1991, 1950 |

Game

9.... At Washington, Oct. 25, 1976
8.... At Pittsburgh, Nov. 26, 1961
At N.Y. Giants, Sept. 17, 1961
At Cleveland, Nov. 27, 1938

Opponent/Game

8 Vs. Seattle, Oct. 29, 1995 (OT)
7 Vs. Pittsburgh, Sept. 16, 1979
At Pittsburgh, Dec. 1, 1968

Both Teams/Game

- 14 Cardinals 8 at N.Y. Giants 6,
Sept. 17, 1961
13 Cardinals 9 at Washington 4, Oct. 25,
1976
12 Twice, most recently Cardinals 8 at
Pittsburgh 4, Nov. 26, 1961

FEWEST FUMBLES

Season	
9	2019
15	1965
16	2014
17	1982, 1943
19	2017, 1941

Fewest Fumbles Lost

- 5 2014, 1943 |
- 6 2019 |
- 7 2017, 1965 |
- 9 2013, 2011, 1974 |

TEAM MISCELLANEOUS RECORDS

MOST CONSECUTIVE

Victories	
11	1948-49
10	1925
Season-Opening Victories	
7	1974, 1922
Season-Opening Defeats	
10	1943
Shutouts	
5	1922-23
3	1970

HOME ATTENDANCE

Season	
518,652	2016
516,646	2007
513,741	2017
513,487	2015
512,775	2008
508,829	+2006
505,143	2009
500,097	2010
497,330	1994
496,111	2018
495,835	2014
490,586	2019
489,455	2011
488,271	2013
487,125	2012
472,937	#1988
#Inaugural season in Arizona	
+First season at State Farm Stadium	

Game

- 103,367 ..Vs. San Francisco, Oct. 2, 2005*
73,025...Vs. Dallas, Sept. 19, 1993
72,439...Vs. Dallas, Nov. 22, 1992
72,394...Vs. Dallas, Dec. 25, 1995
71,670...Vs. San Diego, Dec. 27, 1998
71,233...Vs. Chicago, Oct. 28, 1990
71,023...Vs. Dallas, Oct. 23, 1994
70,993...Vs. San Francisco, Sept. 27, 1999
70,763...Vs. Dallas, Dec. 8, 1996
70,650...Vs. Philadelphia, Jan 18, 2009
(NFC Championship Game)
70,060...Vs. Dallas, Sept. 7, 1997
* Mexico City



CARDINALS IN THE PLAYOFFS

Date	Game	Opponent	Result
Dec. 28, 1947	NFL Championship	vs. Philadelphia	W, 28-21
Dec. 19, 1948	NFL Championship	at Philadelphia	L, 0-7
Dec. 21, 1974	NFL Divisional Game	at Minnesota	L, 14-30
Dec. 27, 1975	NFL Divisional Game	at L.A. Rams	L, 23-35
Jan. 8, 1983	1st Round Super Bowl Tournament*	at Green Bay	L, 16-41
Jan. 2, 1999	NFC Wild Card	at Dallas	W, 20-7
Jan. 10, 1999	NFC Divisional Game	at Minnesota	L, 21-41
Jan. 3, 2009	NFC Wild Card	vs. Atlanta	W, 30-24
Jan. 10, 2009	NFC Divisional Game	at Carolina	W, 33-13
Jan. 18, 2009	NFC Championship	vs. Philadelphia	W, 32-25
Feb. 1, 2009	Super Bowl XLIII	vs. Pittsburgh	L, 23-27
Jan. 10, 2010	NFC Wild Card	vs. Green Bay	W, 51-45 (OT)
Jan. 16, 2010	NFC Divisional Game	at New Orleans	L, 14-45
Jan. 3, 2015	NFC Wild Card	at Carolina	L, 16-27
Jan. 16, 2016	NFC Divisional Game	vs. Green Bay	W, 26-20 (OT)
Jan. 24, 2016	NFC Championship	at Carolina	L, 15-49

* As a result of the 1982 Players Strike that reduced the regular season to nine games, the NFL conducted a 16-team Super Bowl Tournament with the top eight teams from each conference

INDIVIDUAL POSTSEASON RECORDS

SCORING

Total Points

- 18.... Larry Fitzgerald vs. Philadelphia, Jan. 18, 2009
Mario Bates at Minnesota, Jan. 10, 1999
- 15.... Neil Rackers at Carolina, Jan. 10, 2009

Touchdowns

- 3.... Larry Fitzgerald vs. Philadelphia, Jan. 18, 2009
Mario Bates at Minnesota, Jan. 10, 1999
- 2.... Michael Floyd vs. Green Bay, Jan. 16, 2016
Early Doucet vs. Green Bay, Jan. 10, 2010
Larry Fitzgerald vs. Green Bay, Jan. 10, 2010
Larry Fitzgerald vs. Pittsburgh, Feb. 1, 2009 (SB XLIII)
Elmer Angsman vs. Philadelphia, Dec. 28, 1947
Charley Trippi vs. Philadelphia, Dec. 28, 1947

Field Goals Made

- 4.... Neil Rackers at Carolina, Jan. 10, 2009

Longest Field Goal

- 49.... Neil Rackers vs. Philadelphia, Jan. 18, 2009
Neil Rackers at Carolina, Jan. 10, 2009
- 46.... Chris Jacke at Dallas, Jan. 2, 1999
- 33.... Neil Rackers at Carolina, Jan. 10, 2009

Field Goals Attempted

- 5.... Neil Rackers at Carolina, Jan. 10, 2009
- 4.... Neil O'Donoghue at Green Bay, Jan. 8, 1983

Extra Points Att./Made

- 6/6.... Neil Rackers vs. Green Bay, Jan. 10, 2010

RUSHING

Rushing Yards

- 159 .. Elmer Angsman vs. Philadelphia, Dec. 28, 1947 (10 att.)
- 95.... Adrian Murrell at Dallas, Jan. 2, 1999 (12 att.)
- 91.... Beanie Wells vs. Green Bay, Jan. 10, 2010 (14 att.)
- 87.... Tim Hightower at New Orleans, Jan. 16, 2010 (6 att.)
- 84.... Charley Trippi vs. Philadelphia, Dec. 28, 1947 (11 att.)

Rushing Attempts

- 20.... Edgerrin James at Carolina, Jan. 10, 2009
- 17.... Tim Hightower at Carolina, Jan. 10, 2009
- 16.... Edgerrin James vs. Philadelphia, Jan. 18, 2009
Edgerrin James vs. Atlanta, Jan. 3, 2009

Touchdowns Rushing

- 3.... Mario Bates at Minnesota, Jan. 10, 1999
- 2.... Elmer Angsman vs. Philadelphia, Dec. 28, 1947

Rushing Average (min. 10 att.)

- 15.9 .. Elmer Angsman vs. Philadelphia, Dec. 28, 1947 (10 att., 159 yards)
- 7.9 ... Adrian Murrell at Dallas, Jan. 2, 1999 (12 att., 95 yards)
- 7.6 ... Charley Trippi vs. Philadelphia, Dec. 28, 1947 (11 att., 84 yards)

Longest Run

- 74.... Adrian Murrell at Dallas, Jan. 2, 1999
- 70t... Tim Hightower at New Orleans, Jan. 16, 2010
Elmer Angsman vs. Philadelphia, Dec. 28, 1947
- 70.... Elmer Angsman vs. Philadelphia, Dec. 28, 1947

PASSING

Passing Yards

- 385 .. Neil Lomax at Green Bay, Jan. 8, 1983 (32 comp., 51 att.)
- 379 .. Kurt Warner vs. Green Bay, Jan. 10, 2010 (29 comp., 33 att.)
- 377 .. Kurt Warner vs. Pittsburgh, Feb. 1, 2009 (SB XLIII) (31 comp., 43 att.)
- 349 .. Carson Palmer vs. Green Bay, Jan. 16, 2016 (25 comp., 41 att.)
- 291 .. Jim Hart at L.A. Rams, Dec. 27, 1975 (22 comp., 41 att.)

Pass Attempts

- 51 .. Neil Lomax at Green Bay, Jan. 8, 1983 (32 comp., 385 yards)
- 43 .. Kurt Warner vs. Pittsburgh, Feb. 1, 2009 (SB XLIII) (31 comp., 377 yards)
- 41 .. Carson Palmer vs. Green Bay, Jan. 16, 2016 (25 comp., 349 yards)
- Jake Plummer at Minnesota, Jan. 10, 1999 (23 comp., 242 yards)
- Jim Hart at L.A. Rams, Dec. 27, 1975 (22 comp., 291 yards)

Pass Completions

- 32 .. Neil Lomax at Green Bay, Jan. 8, 1983 (51 att., 385 yards)
- 31 .. Kurt Warner vs. Pittsburgh, Feb. 1, 2009 (SB XLIII) (43 att., 377 yards)
- 29 .. Kurt Warner vs. Green Bay, Jan. 10, 2010 (33 att., 379 yards)
- 25 .. Carson Palmer vs. Green Bay, Jan. 16, 2016 (41 att., 349 yards)

Touchdown Passes

- 5 .. Kurt Warner vs. Green Bay, Jan. 10, 2010
- 4 .. Kurt Warner vs. Philadelphia, Jan. 18, 2009
- 3 .. Carson Palmer vs. Green Bay, Jan. 16, 2016
Kurt Warner vs. Pittsburgh, Feb. 1, 2009 (SB XLIII)

Passes Had Intercepted

- 4 .. Carson Palmer at Carolina, Jan. 24, 2016
- 3 .. Jim Hart at L.A. Rams, Dec. 27, 1975

Completion Percentage

- 87.9 Kurt Warner vs. Green Bay, Jan. 10, 2010 (29 comp., 33 att., 379 yards)
- 75.0 Kurt Warner vs. Philadelphia, Jan. 18, 2009 (21 comp., 28 att., 279 yards)
- 72.1 Kurt Warner vs. Pittsburgh, Feb. 1, 2009 (31 comp., 43 att., 377 yards) (SB XLIII)

Longest Completion

- 75 .. Carson Palmer to Larry Fitzgerald vs. Green Bay, Jan. 16, 2016
- 71t... Kurt Warner to Anquan Boldin vs. Atlanta, Jan. 3, 2009
- 64t.. Kurt Warner to Larry Fitzgerald vs. Pittsburgh, Feb. 1, 2009 (SB XLIII)
- 62t.. Kurt Warner to Larry Fitzgerald vs. Philadelphia, Jan. 18, 2009
- 59 .. Jake Plummer to Frank Sanders at Dallas, Jan. 2, 1999

Most Times Sacked

- 5 .. Neil Lomax for 38 yards at Green Bay, Jan. 8, 1983

RECEIVING

Receptions

- 9 .. David Johnson at Carolina, Jan. 24, 2016 (68 yards)
Larry Fitzgerald vs. Philadelphia, Jan. 18, 2009 (152 yards)
- 8 .. Larry Fitzgerald vs. Green Bay, Jan. 16, 2016 (176 yards)
Early Doucet at New Orleans, Jan. 16, 2010 (68 yards)
Anquan Boldin vs. Pittsburgh, Feb. 1, 2009 (84 yards) (SB XLIII)
Larry Fitzgerald at Carolina, Jan. 10, 2009 (166 yards)



- 7 .. Steve Breaton vs. Green Bay, Jan. 10, 2010 (125 yards)
 Larry Fitzgerald vs. Pittsburgh, Feb. 1, 2009 (127 yards) (SB XLIII)
 Roy Green at Green Bay, Jan. 8, 1983 (113 yards)

Receiving Yards

- 176 . Larry Fitzgerald vs. Green Bay, Jan. 16, 2016 (8 rec.)
 166 . Larry Fitzgerald at Carolina, Jan. 10, 2009 (8 rec.)
 152 . Larry Fitzgerald vs. Philadelphia, Jan. 18, 2009 (9 rec.)
 127 . Larry Fitzgerald vs. Pittsburgh, Feb. 1, 2009 (7 rec.) (SB XLIII)
 125 . Steve Breaton vs. Green Bay, Jan. 10, 2010 (7 rec.)

Touchdowns Receiving

- 3 .. Larry Fitzgerald vs. Philadelphia, Jan. 18, 2009
 2 .. Michael Floyd vs. Green Bay, Jan 16, 2016
 Early Doucet vs. Green Bay, Jan. 10, 2010
 Larry Fitzgerald vs. Green Bay, Jan. 10, 2010
 Larry Fitzgerald vs. Pittsburgh, Feb. 1, 2009 (SB XLIII)

COMBINATION YARDAGE

Combined Yardage

- 229 .. Terry Metcalf at L.A. Rams, Dec. 27, 1975 (27 rush, 94 rec., 3 punt ret., 105 KO ret.)

PUNTING

Most Punts

- 9 .. Drew Butler at Carolina, Jan. 3, 2015 (34.8 avg.)
 8 .. Scott Player at Dallas, Jan. 2, 1999 (37.9 avg.)
 Ray Mallouf vs. Philadelphia, Dec. 28, 1947
 Ray Mallouf at Philadelphia, Dec. 19, 1948

Punting Average

- 49.0 .. Drew Butler vs. Green Bay, Jan. 16, 2016 (3 punts)
 48.8 .. Drew Butler at Carolina, Jan. 24, 2016 (4 punts)
 43.5 .. Ben Graham at New Orleans, Jan. 16, 2010 (6 punts)
 43.5 .. Ben Graham at Carolina, Jan. 10, 2009 (4 punts)

INTERCEPTIONS

Most Interceptions

- 2 .. Aeneas Williams at Dallas, Jan. 2, 1999 (0 yards)
 John Cochran at Philadelphia, Dec. 19, 1948 (20 yards)

Interception Return Yardage

- 72 .. Patrick Peterson at Carolina, Jan. 24, 2016 (1 INT)
 50 .. Antonio Cromartie at Carolina, Jan. 3, 2015 (1 INT)
 47 .. Antrel Rolle at Carolina, Jan. 10, 2009 (1 INT)
 Aeneas Williams at Minnesota, Jan. 10, 1999 (1 INT)

Longest Interception Return

- 72 Patrick Peterson at Carolina, Jan. 24, 2016
 50 Antonio Cromartie at Carolina, Jan. 3, 2015
 47 Antrel Rolle at Carolina, Jan. 10, 2009
 Aeneas Williams at Minnesota, Jan. 10, 1999

PUNT RETURNS

Total Punt Returns

- 3 Steve Breaston at Carolina, Jan. 10, 2009 (15 yards)
 Eric Metcalf at Dallas, Jan. 2, 1999 (11 yards)
 Terry Metcalf at Minnesota, Dec. 21, 1974 (18 yards)

Punt Return Yardage

- 102 .. Charley Trippi vs. Philadelphia, Dec. 28, 1947 (2 returns)
 37 John Cochran vs. Philadelphia, Dec. 28, 1947 (1 return)
 36 Eric Metcalf at Minnesota, Jan. 10, 1999 (1 return)

Longest Punt Return

- 75t ... Charley Trippi vs. Philadelphia, Dec. 28, 1947
 37 John Cochran vs. Philadelphia, Dec. 28, 1947
 36 Eric Metcalf at Minnesota, Jan. 10, 1999

Punt Return Average

- 51.0 . Charley Trippi vs. Philadelphia, Dec. 28, 1947 (2 ret., 102 yards)
 37.0 . John Cochran vs. Philadelphia, Dec. 28, 1947 (1 ret., 37 yards)
 36.0 . Eric Metcalf at Minnesota, Jan. 10, 1999 (1 ret., 36 yards)

KICKOFF RETURNS

Total Kickoff Returns

- 5 LaRod Stephens-Howling at New Orleans, Jan. 16, 2010 (139 yards)
 4 LaRod Stephens-Howling vs. Green Bay, Jan. 10, 2010 (85 yards)
 J.J. Arrington vs. Pittsburgh, Feb. 1, 2009 (82 yards) (SB XLIII)
 J.J. Arrington vs. Atlanta, Jan. 3, 2009 (74 yards)

Kickoff Return Yardage

- 139 .. LaRod Stephens-Howling at New Orleans, Jan. 16, 2010 (5 returns)
 105 .. Stump Mitchell at Green Bay, Jan. 8, 1983 (3 returns)
 Terry Metcalf at L.A. Rams, Dec. 27, 1975 (3 returns)

Longest Kickoff Return

- 67 Terry Metcalf at L.A. Rams, Dec. 27, 1975
 48 Ted Ginn, Jr. at Carolina, Jan. 3, 2015
 46 Boris Dimancheff vs. Philadelphia, Dec. 28, 1947

Kickoff Return Average

- 35.0 . Stump Mitchell at Green Bay, Jan. 8, 1983 (3 returns-105 yards)
 Terry Metcalf at L.A. Rams, Dec. 27, 1975 (3 returns-105 yards)

TEAM POSTSEASON RECORDS

SCORING

Most Points Scored

- 51 .. Vs. Green Bay, Jan. 10, 2010 (OT)
 33 .. At Carolina, Jan. 10, 2009
 32 .. Vs. Philadelphia, Jan. 18, 2009
 30 .. Vs. Atlanta, Jan. 3, 2009
 28 .. Vs. Philadelphia, Dec. 28, 1947

Fewest Points Scored

- 0 .. At Philadelphia, Dec. 19, 1948
 14 .. At Minnesota, Dec. 21, 1974
 At New Orleans, Jan. 16, 2010

Opponent/Most Points Scored

- 49 .. At Carolina, Jan. 24, 2016
 45 .. At New Orleans, Jan. 16, 2010
 Vs. Green Bay, Jan. 10, 2010 (OT)
 41 .. At Minnesota, Jan. 10, 1999
 At Green Bay, Jan. 8, 1983

Opponent/Fewest Points Scored

- 7 .. At Dallas, Jan. 2, 1999
 At Philadelphia, Dec. 19, 1948

Most Decisive Win

- 33-13 .. At Carolina, Jan. 10, 2009
 20-7 .. At Dallas, Jan. 2, 1999
 32-25 .. Vs. Philadelphia, Jan. 18, 2009
 28-21 .. Vs. Philadelphia, Dec. 28, 1947

Most Decisive Loss

- 49-15 .. At Carolina, Jan. 24, 2016
 45-14 .. At New Orleans, Jan. 16, 2010
 41-16 .. At Green Bay, Jan. 8, 1983
 41-21 .. At Minnesota, Jan. 10, 1999
 30-14 .. At Minnesota, Dec. 21, 1974

Most Points Combined

- *96 .. Vs. Green Bay 45, Cardinals 51, Jan. 10, 2010 (OT)
 64 .. At Carolina 49, Cardinals 15, Jan. 24, 2016
 62 .. At Minnesota 41, Cardinals 21, Jan. 10, 1999
 59 .. At New Orleans 45, Cardinals 14, Jan. 16, 2010
 58 .. At L.A. Rams 35, Cardinals 23, Dec. 27, 1975

*NFL record

FIRST DOWNS

Most First Downs

- 30 Vs. Green Bay, Jan. 10, 2010 (OT)
 27 At Green Bay, Jan. 8, 1983
 23 Vs. Pittsburgh, Feb. 1, 2009 (SB XLIII)
 At Minnesota, Jan. 10, 1999
 22 At L.A. Rams, Dec. 27, 1975

Most First Downs Rushing

- 8 At Carolina, Jan. 10, 2009
 At Green Bay, Jan. 8, 1983
 7 Vs. Green Bay, Jan. 10, 2010
 At Minnesota, Jan. 10, 1999
 Vs. Philadelphia, Dec. 28, 1947

Most First Downs Passing

- 21 Vs. Green Bay, Jan. 10, 2010 (OT)
 20 Vs. Pittsburgh, Feb. 1, 2009 (SB XLIII)
 18 At Green Bay, Jan. 8, 1983
 16 Vs. Green Bay, Jan. 16, 2010
 At L.A. Rams, Dec. 27, 1975

Most First Downs By Penalty

- 5 At Minnesota, Jan. 10, 1999
 3 At Carolina, Jan. 10, 2009

TOTAL YARDS

Most Net Yards Gained

- 531 Vs. Green Bay, Jan. 10, 2010 (156 rush, 375 pass) OT
 453 At Green Bay, Jan. 8, 1983 (106 rush, 347 pass)
 407 Vs. Pittsburgh, Feb. 1, 2009 (33 rush, 374 pass) (SB XLIII)
 369 Vs. Philadelphia, Jan. 18, 2009 (102 rush, 267 pass)
 368 Vs. Green Bay, Jan. 16, 2010 (40 rush, 328 pass)

Both Teams/Game

- 1,024 .. Vs. Green Bay 493, Cardinals 531, Jan. 10, 2010 (OT)
 823 Vs. Philadelphia 454, Cardinals 369, Jan. 18, 2009



RUSHING

Most Rushing Attempts

43.....At Carolina, Jan. 10, 2009
39.....Vs. Philadelphia, Dec. 29, 1947
34.....At Philadelphia, Dec. 19, 1948
29.....Vs. Philadelphia, Jan. 18, 2009
At Dallas, Jan. 2, 1999

Both Teams/Game

91.....At Philadelphia 57, Cardinals 34,
Dec. 19, 1948
76.....Vs. Philadelphia 37, Cardinals 39,
Dec. 29, 1947

Most Yards Rushing

282Vs. Philadelphia, Dec. 28, 1947
156Vs. Green Bay, Jan. 10, 2010 (OT)
145At Carolina, Jan. 10, 2009
133At Dallas, Jan. 2, 1999
106At Green Bay, Jan. 8, 1983

Both Teams/Game

342Vs. Philadelphia 60, Cardinals 282,
Dec. 28, 1947
332At L.A. Rams 237, Cardinals 95,
Dec. 27, 1975
321At Philadelphia 225, Cardinals 96,
Dec. 19, 1948

Opponent/Fewest Yards Rushing

58.....Vs. Pittsburgh, Feb. 1, 2009 (SB XLIII)
60.....Vs. Atlanta, Jan. 3, 2009
Vs. Philadelphia, Dec. 28, 1947

PASSING

Most Net Yards Passing

375Vs. Green Bay, Jan. 10, 2010 (OT)
374Vs. Pittsburgh, Feb. 1, 2009 (SB XLIII)
347At Green Bay, Jan. 8, 1983
328At Green Bay, Jan. 16, 2016
271Vs. Atlanta, Jan. 3, 2009

Both Teams/Game

779Vs. Green Bay 404, Cardinals 375,
Jan. 10, 2010 (OT)
624Vs. Philadelphia 357, Cardinals 267,
Jan. 18, 2009

Opponent/ Fewest Yards Passing

7.....At Philadelphia, Dec. 19, 1948

Most Gross Yards Passing

385At Green Bay, Jan. 8, 1983
379Vs. Green Bay, Jan. 10, 2010 (OT)
377Vs. Pittsburgh, Feb. 1, 2009 (SB XLIII)
335Vs. Green Bay, Jan. 16, 2016
291At L.A. Rams, Dec. 27, 1975

Both Teams/Game

802Vs. Green Bay 423, Cardinals 379,
Jan. 10, 2010 (OT)

Opponent/Fewest Gross Passing Yards

7.....At Philadelphia, Dec. 19, 1948 (7 net)

Most Pass Attempts

51.....At Green Bay, Jan. 8, 1983 (32 comp.)
43.....Vs. Pittsburgh, Feb. 1, 2009 (31 comp.)
(SB XLIII)
41.....At Carolina, Jan. 24, 2016 (23 comp.)
Vs. Green Bay, Jan. 16, 2016 (25 comp.)
At Minnesota, Jan. 10, 1999 (23 comp.)

Most Pass Completions

32.... Vs. Pittsburgh, Feb. 1, 2009 (43 att.)
(SB XLIII)
At Green Bay, Jan. 8, 1983 (51 att.)
29 Vs. Green Bay, Jan. 10, 2010 (33 att.), OT
25.... Vs. Green Bay, Jan. 16, 2016 (41 att.)
24 At New Orleans, Jan. 16, 2010 (38 att.)

Both Teams/Game

57.....Vs. Green Bay 28, Cardinals 29,
Jan. 10, 2010 (OT)
51.....At Green Bay 19, Cardinals 32,
Jan. 8, 1983

Opponent/Fewest Pass Completions

2.... At Philadelphia, Dec. 19, 1948 (12 att.)
12.... At L.A. Rams, Dec. 27, 1975 (23 att.)

SACKS

Most QB Sacks By Cardinals

5.... Vs. Green Bay, Jan. 10, 2010 (OT)
4.... At Dallas, Jan. 2, 1999
3.... Vs. Pittsburgh, Feb. 1, 2009 (SB XLIII)
Vs. Atlanta, Jan. 3, 2009

INTERCEPTIONS

Most Pass INT By Cardinals

5At Carolina, Jan. 10, 2009
(72 yards)
3At Dallas, Jan. 2, 1999
(42 yards)
Vs. Philadelphia, Dec. 28, 1947
(45 yards)

INT Return Yards By Cardinals

72....At Carolina, Jan. 24, 2016 (1 INT)
At Carolina, Jan. 10, 2009 (5 INT)
50....At Carolina, Jan. 3, 2015 (1 INT)
47....At Minnesota, Jan. 10, 1999 (1 INT)

PENALTIES

Most Penalties

13....At Minnesota, Jan. 10, 1999
11....Vs. Pittsburgh, Feb. 1, 2009
(SB XLIII)
10....Vs. Philadelphia, Dec. 28, 1947

Fewest Penalties

1At Minnesota, Dec. 21, 1974
3Vs. Green Bay, Jan. 16, 2016
At New Orleans, Jan. 16, 2010
Vs. Philadelphia, Jan. 18, 2009

Most Yards Penalized

106 ...Vs. Pittsburgh, Feb. 1, 2009
(SB XLIII)
97 ...Vs. Philadelphia, Dec. 29, 1947
78....At Green Bay, Jan. 8, 1983

FUMBLES

Most Fumbles

3At Carolina, Jan. 24, 2016
(lost 3)
At Carolina, Jan. 3, 2015
(lost 1)
At New Orleans, Jan. 16, 2010
(lost 1)
Vs. Green Bay, Jan. 10, 2010
(lost 1), OT
At Green Bay, Jan. 8, 1983
(lost 2)
At L.A. Rams, Dec. 27, 1975
(lost 2)
At Philadelphia, Dec. 19, 1948
(lost 2)

Opponent/Most Fumbles

5At L.A. Rams, Dec. 27, 1975
(lost 3)

Most Fumbles Lost

3At Carolina, Jan. 24, 2016
(3 fumbles)
2At Green Bay, Jan. 8, 1983
(3 fumbles)
At L.A. Rams, Dec. 27, 1975
(2 fumbles)
At Philadelphia, Dec. 19, 1948
(3 fumbles)

Opponent/Most Fumbles Lost

3At L.A. Rams, Dec. 27, 1975
(5 fumbles)

Fumbles Returned For TD

1Vs. Green Bay, Jan. 10, 2010 (OT)
Vs. Atlanta, Jan. 3, 2009

PUNTING

Most Punts

10....At Green Bay, Jan. 8, 1983
9At Carolina, Jan. 3, 2015
8At Dallas, Jan. 2, 1999
At Philadelphia, Dec. 19, 1948
Vs. Philadelphia, Dec. 29, 1947

Opponent/Most Punts

8....Vs. Philadelphia, Dec. 28, 1947
6....At Dallas, Jan. 2, 1999

Both Teams/Game

16....Vs. Philadelphia 8, Cardinals 8,
Dec. 28, 1947

Fewest Punts

1Vs. Green Bay, Jan. 10, 2010 (OT)
2At Minnesota, Jan. 10, 1999
3Vs. Green Bay, Jan. 16, 2016

Both Teams/Game

2....Vs. Green Bay 1, Cardinals 1,
Jan. 10, 2010 (OT)

Highest Average

49.0 .. Vs. Green Bay, Jan. 16, 2016 (3 punts)
48.8 .. At Carolina, Jan. 24, 2016 (4 punts)
43.5 .. At New Orleans, Jan. 16, 2010 (6 punts)
At Carolina, Jan. 10, 2009 (4 punts)

PUNT RETURN

Most Punt Returns

4Vs. Philadelphia, Dec. 28, 1947
(150 yards)
3At Carolina, Jan. 10, 2009
(15 yards)
At Dallas, Jan. 2, 1999 (11 yards)

Both Teams/Game

8Vs. Philadelphia 4, Cardinals 4,
Dec. 28, 1947

Most Punt Return Yards

150 ...Vs. Philadelphia, Dec. 28, 1947
(4 ret.)
36At Minnesota, Jan. 10, 1999 (1 ret.)

KICKOFF RETURNS

Most Kickoff Returns

7At L.A. Rams, Dec. 27, 1975
At Green Bay, Jan. 8, 1983

Most Kickoff Return Yards

191 ...At L.A. Rams, Dec. 27, 1975 (7 ret.)
178 ...At Green Bay, Jan. 8, 1983 (7 ret.)
139 ...At New Orleans, Jan. 16, 2010 (5 ret.)



PLAYOFF GAME SUMMARIES

NFC WILD CARD GAME

CARDINALS 30, COWBOYS 7

JANUARY 2, 1999
TEXAS STADIUM - (62,969)

Arizona's finest defensive performance of the season rewarded the Cardinals with their first postseason victory in 51 years (28-21 vs. Philadelphia in 1947 NFL Championship game) in their first postseason appearance in 23 years (1975) that came in a non-strike season. The Cardinals defeat the Dallas Cowboys 20-7 at Dallas Stadium, ended not only their playoff drought but their nine-game losing streak on the Cowboys home turf. It was just the second victory over Dallas in the last 17 meetings between the two teams. It was the first home-field loss for the Cowboys since 1983.

The Cardinals defense produced three interceptions, 15 passes defended (six by rookie cornerback Corey Chavous), four sacks, four tackles for a loss, and allowed QB Troy Aikman to complete just 22-of-49 passes for 191 yards. Arizona's defense held the Cowboys offense to just 260 total yards on the day. Outside linebacker Jamir Miller led the defense with 15 total tackles and two sacks while defensive end Andre Wadsworth also collected a pair of sacks. Pro Bowl cornerback Aeneas Williams grabbed two INTs and safety Tommy Bennett recorded one.

It was the defense that turned the tide of the game early. After Arizona jumped up to a 7-0 lead, the Cowboys were poised to tie the game, facing a fourth-and-one situation at Arizona's seven-yard line midway through the second quarter. Cardinals LB Mark Maddox dropped Dallas RB Emmitt Smith for a one-yard loss on the plays and Arizona added a 37-yard Chris Jacke FG later in the quarter to give the Cards a 10-0 lead heading into halftime.

RB Adrian Murrell raced 74 yards to the Cowboys three-yard line on the second play of the third quarter, followed by a 3-yard TD pass from Jake Plummer to Larry Centers that gave the Cardinals a 17-0 lead that was never threatened. Another Jacke field goal from 46 yards out capped the scoring for the Cardinals in the fourth quarter. The Arizona defense's shutout bid ended with 3:33 remaining on a six-yard TD pass from Aikman to WR Billy Davis.

	1	2	3	4	OT	F
CARDINALS	7	3	7	3	—	20
COWBOYS	0	0	0	7	—	7

Team	Qtr.	Time	Scoring Play	Score
CARDS	1	2:47	Murrell 12-yard pass from Plummer (Jacke kick)	7-0
CARDS	2	0:19	Jacke 37-yard field goal	10-0
CARDS	3	13:44	Centers 3-yard pass from Plummer (Jacke kick)	17-0
CARDS	4	12:55	Jacke 46-yard field goal	20-0
Cowboys	4	3:33	Davis 6-yard pass from Aikman (Cunningham kick)	20-7

STATISTICS

	AZ	DAL
First Downs	14	20
Rushes-Yards	29-133	20-96
Net Passing Yards	213	164
Total Net Yards	346	260
Passing (A-C-I)	36-19-2	49-22-3
Sacked by Opp.	0-0	4-27
Punts-Average	8-37.9	6-41.3
Fumbles-Lost	0-0	2-0
Penalties	7-55	5-35
Time of Possession	30:02	29:58

Weather: 48 degrees, Wind: N 28 mph

RUSHING

CARDS: Murrell 12-95; Bates 11-32; Centers 3-5; Plummer 3-1.
Cowboys: Smith 16-74; Williams 3-22; Aikman 1-0.

PASSING

CARDS: Plummer 19-36, 213 yds, 2 TD, 2 INT.
Cowboys: Aikman 22-49, 191 yds, TD, 3 INT.

RECEIVING

CARDS: Moore 5-41; Sanders 3-72; Metcalf 3-48; Centers 3-16, TD; Murrell 2-16, TD; Gedney 2-15; McWilliams 1-5.
Cowboys: Jeffers 7-92; Irvin 4-32; Davis 4-25, TD; Bjornson 2-12; Williams 2-6; Smith 1-10; Clay 1-9; Johnston 1-5.

NFC DIVISIONAL PLAYOFF

VIKINGS 41, CARDINALS 21

JANUARY 10, 1999
METRODOME - (63,760)

Arizona's playoff run ended in Minnesota with a 41-21 loss to the high-scoring Vikings who turned three Cardinals turnovers into 17 points.

After the Vikings drove 80 yards in 13 plays in their opening possession to take a 7-0 lead on RB LeRoy Hoard's first rushing TD, interceptions of QB Jake Plummer on the first two possessions of the second quarter quickly turned into 10 points for a 17-0 Vikings advantage by the time the Cardinals had run five offensive plays. Minnesota, fielding the highest scoring offense in NFL history up to that point, registered 416 total net yards (228 passing, 188 rushing), cracking the 400-yard plateau for the ninth time and the 40-point mark for the fifth time. The Vikings also converted eight-of-11 third-down plays.

RBs Hoard and Robert Smith caused the most damage, with the former tallying three TD while the latter accounted for 124 rushing yards. Record setting rookie WR Randy Moss posted the other Minnesota TD. Vikings safety Robert Griffith recorded both INTs for the Vikings. Cardinals Pro Bowl cornerback Aeneas Williams gave the Cardinals, trailing 7-0, early life with an end zone INT and 47-yard return on the first play of the second quarter to thwart a Minnesota drive that reached Arizona's seven-yard line.

Short yardage back Mario Bates scored all three Arizona TDs on one-yard runs to set the team postseason single-game rushing TDs record. Arizona held Minnesota sackless for the second consecutive postseason game and for the third time in four weeks. The Cards were flagged for a season-high 13 penalties. RB Adrian Murrell contributed 15 rushes for 62 yards and three receptions for 52 yards. The Cardinals finished the season with 10 wins for the first time since 1976 (10-4).

	1	2	3	4	OT	F
CARDINALS	0	7	7	7	—	21
VIKINGS	7	17	10	7	—	41

Team	Qtr.	Time	Scoring Play	Score
Vikings	1	7:40	Hoard 1-yard run (Anderson kick)	0-7
Vikings	2	12:45	Glover 15-yard pass from Cunningham (Anderson kick)	0-14
Vikings	2	11:24	Anderson 34-yard field goal	0-17
CARDS	2	7:12	Bates 1-yard run (Jacke kick)	7-17
Vikings	2	0:24	Hoard 16-yard pass from Cunningham (Anderson kick)	7-24
CARDS	3	7:25	Bates 1-yard run (Jacke kick)	14-24
Vikings	3	3:59	Anderson 20-yard field goal	14-27
Vikings	3	1:31	Moss 2-yard pass from Cunningham (Anderson kick)	14-34
CARDS	4	11:45	Bates 1-yard run (Jacke kick)	21-34
Vikings	4	4:33	Hoard 6-yard run (Anderson kick)	21-41

STATISTICS

	AZ	MIN
First Downs	23	26
Rushes-Yards	23-74	36-188
Net Passing Yards	242	228
Total Net Yards	316	416
Passing (A-C-I)	41-23-2	28-17-1
Sacked by Opp.	0-0	1-8
Punts-Average	2-36.0	1-44.0
Fumbles-Lost	2-1	0-0
Penalties	13-68	9-38
Time of Possession	26:24	33:36

Weather: Indoors

RUSHING


CARDS: Murrell 15-62; Plummer 4-9; Bates 4-3, 3 TD.
VIKINGS: Smith 19-124; Hoard 11-44, 2 TD; Palmer 2-13; Cunningham 3-6; Evans 1-1.

PASSING

CARDS: Plummer 23-41, 242 yds, 0 TD, 2 INT.
VIKINGS: Cunningham 17-27, 236, 3 TD, INT; Palmer 0-1, 0 Yds.

RECEIVING

CARDS: Moore 6-91; Centers 6-45; Sanders 4-30; Murrell 3-52; Metcalf 2-9; Gedney 1-8; McWilliams 1-7.
VIKINGS: Carter 5-82; Moss 4-73, TD; Glover 3-22, TD; Palmer 2-29; Smith 2-14; Hoard 1-16, TD.




NFC WILD CARD GAME





CARDINALS 30, FALCONS 24

JANUARY 3, 2009
UNIV. OF PHOENIX STADIUM - (62,848)



Playing their first postseason contest in a decade and first home playoff game since 1947, the Cardinals took on 11-5 Atlanta. The high-powered Falcons entered the game with the league's #2 rusher (RB Michael Turner) and the Offensive Rookie of the Year (QB Matt Ryan). But the Cards defense was sensational, bottling up Turner (42 rushing yards and 2.3 yards/carry were both season lows), harassing Ryan (2 INTs, 1 fumble and 3 sacks), and scoring points on its own with a TD and safety. The offense was also strong as Edgerrin James led a revitalized ground game while Kurt Warner and Larry Fitzgerald made big plays in the passing game. It all added up to a 6-point Arizona win before a raucous sellout crowd.

On the Cards first scoring drive, it was 3 James runs that perfectly set-up a flea-flicker. James took the hand-off, then flipped it back to Warner who fired 42 yards downfield to Fitzgerald who leapt between two defenders to come down with the ball in the end zone. Early in the 2nd, Atlanta got on the board with a 30-yard Jason Elam FG but the Cards answered quickly. On 3rd-n-9, Warner tossed a short pass to Anquan Boldin who turned upfield and raced 71 yards down the left sideline for the TD. The Falcons would come back. Turner's 7-yard TD run with 2:55 left in the 1st half capped a 14-play, 77-yard drive. On the 3rd play of the next drive, Warner's pass went off the hands of Jerheme Urban and was INT'd by Chevis Jackson at the A223, setting up a Ryan TD pass to TE Justin Peelle that made it 17-14 Atlanta at the half.

On the 2nd snap after intermission, DT Darnell Dockett made the game's pivotal play when he blew up a hand-off between Ryan and Turner. FS Antrel Rolle picked the ball out of the air and returned it 27 yards for the go-ahead TD. After the next two Atlanta drives went 3-n-out, the Cards took over at their own 24 with 10:31 to go in the 3rd. Through a mix of run & pass, including a 6-yard Warner scramble on 3rd-n-5, the Cards chewed 7:43 off the clock on a long drive that ended with Tim Hightower's 4-yard TD run. Rookie CB Dominique Rodgers-Cromartie ended the next series with a pick off Ryan. That drive ended with a Ben Graham punt that was downed at the ATL3 and on the next play, Antonio Smith sacked Ryan in the end zone for a safety. The Falcons scored on a 5-yard Roddy White TD pass from Ryan with 4:19 to go to trim it to 6 and AZ then took over at its own 20 with 4:19 to go. Two first downs forced Atlanta to burn all 3 timeouts. Then facing a 3rd-n-16 at the ATL46 with 2:17 left, Warner hit TE Stephen Spach with a 23-yard pass that effectively ended the game.

	1	2	3	4	OT	F
FALCONS	0	17	0	7	—	24
CARDINALS	7	7	14	2	—	30

Team	Qtr.	Time	Scoring Play	Drive	Score
CARDS	1	10:28	Fitzgerald 42-yard pass from Warner (Rackers kick)	4-63, 2:03	0-7
Falcons	1	10:00	Elam 30-yard FG	14-80, 7:31	3-7
CARDS	2	8:58	Boldin 71-yard pass from Warner (Rackers kick)	3-72, 1:02	3-14
Falcons	2	2:55	Turner 7-yard run (Elam kick)	14-77, 6:03	10-14
Falcons	2	0:23	Peelle 2-yard pass from Ryan (Elam kick)	6-23, 1:40	17-14
CARDS	3	14:08	Rolle 27-yard fumble return (Rackers kick)	--	17-21
CARDS	3	2:48	Hightower 4-yard run (Rackers kick)	14-76, 7:43	17-28
CARDS	4	12:37	Ryan sacked in EZ by A. Smith	--	17-30
Falcons	4	4:15	White 5-yard pass from Ryan (Elam kick)	9-58, 3:36	24-30

STATISTICS

	ATL	AZ
First Downs	20	15
Rushes-Yards	24-60	28-86
Net Passing Yards	190	271
Total Net Yards	250	357
Passing (A-C-I)	40-26-2	32-19-1
Sacked by Opp.	3-9	0-0
Punts-Average	5-42.4	6-39.8
Fumbles-Lost	2-1	0-0
Penalties	6-52	6-47
Time of Possession	29:58	30:02

Weather: Indoors

RUSHING

Falcons: Turner 18-42, TD; Norwood 2-12; Ryan 4-6.
CARDs: James 16-73; Hightower 6-23, TD; Warner 4-0; Arrington 1(-2).

PASSING

Falcons: Ryan 26-40, 199 yds, 2 TD, 2 INT.
CARDs: Warner 19-32, 271 yds, 2 TD, 1 INT.

RECEIVING

Falcons: White 11-84, TD; Jenkins 5-51; Peelle 3-11, TD; Finneran 2-11; Pollard 2-7; Norwood 1-28; Turner 1-7; Douglas 1-0.
CARDs: Fitzgerald 6-101, TD; Spach 3-34; Boldin 2-72, TD; Breaston 2-39; Urban 2-7; James 1-9; Patrick 1-8; T. Smith 1-4; Arrington 1(-3).



NFC DIVISIONAL PLAYOFF





CARDINALS 33, PANTHERS 13

JANUARY 10, 2009
BANK OF AMERICA STADIUM - (73,695)



In a Divisional Playoff match-up at Carolina, all the numbers were stacked against the Cards. They were 0-5 on the east coast in '08 and were facing the only NFL team that went 8-0 at home. Even before it was known that Pro Bowl WR Anquan Boldin would miss the game with a hamstring injury, few if any gave the Cards a chance against #2 seed Carolina. But when Saturday evening came and the game was played, it was all Arizona. The Panthers produced TDs on their first drive of the game and their last but in between the Cards scored 33 unanswered points. The defense forced 6 Jake Delhomme turnovers (5 INTs and a fumble) and the Cards got 23 of their 33 points off them. WR Larry Fitzgerald was again spectacular, finishing with a team playoff record 166 yards on 8 catches with a TD while the Cards held his Panther all-pro counterpart Steve Smith without a catch until the final minute of the third.

The Panthers took the opening kickoff to midfield and a 31-yard DeAngelo Williams run took it to the 9 before Jonathan Stewart punched it in. Later in the quarter, Fitzgerald's catch-n-run gained 41 on 3rd-n-2 and that led to a 3-yard Tim Hightower TD catch from Kurt Warner that tied it at 7. On the next play from scrimmage, DE Antonio Smith stripped Delhomme on a sack and recovered the fumble himself at the CAR13. That led to a 4-yard Edgerrin James run and a 14-7 score. The Panthers moved to the A215 on the next drive thanks to a 45-yard pass interference call but CB Dominique Rodgers-Cromartie picked off Delhomme at the goal line. Neil Rackers then extended the lead to 20-7 with FGs on the next two AZ drives. A Gerald Hayes INT halted Carolina's following drive on the first play. It was followed by Fitzgerald's 29-yard catch and pylon dive that made it 27-7 at intermission.

The only points of the 3rd quarter came when Antrel Rolle gathered in a Delhomme pass tipped by Rodgers-Cromartie and WR Steve Smith and returned the INT to the CAR26. That set up Rackers' 33-yard FG that made it 30-7. Arizona then ended the first two Panther drives of the 4th quarter with INT's by Ralph Brown and Rod Hood, respectively. Rackers fourth FG of the game made it 33-7 with 3:10 to go and only an 8-yard TD catch by Smith in the final minute made it 33-13.

	1	2	3	4	OT	F
CARDINALS	14	13	3	3	—	33
PANTHERS	7	0	0	6	—	13

Team	Qtr.	Time	Scoring Play	Drive	Score
Panthers	1	11:56	Stewart 9-yard run (Kasay kick)	5-50, 3:04	0-7
CARDS	1	2:43	Hightower 3-yard pass from Warner (Rackers kick)	6-60, 3:39	7-7
CARDS	1	1:47	James 4-yard run (Rackers kick)	2-13, 0:50	14-7
CARDS	2	10:16	Rackers 49-yard FG	9-49, 4:32	17-7
CARDS	2	5:28	Rackers 30-yard FG	8-49, 3:39	20-7
CARDS	2	3:32	Fitzgerald 29-yard pass from Warner (Rackers kick)	3-44, 1:39	27-7
CARDS	3	4:40	Rackers 32-yard FG	6-11, 3:12	30-7
CARDS	4	3:10	Rackers 20-yard FG	13-48, 7:37	33-7
Panthers	4	0:50	Smith 8-yard pass from Delhomme (pass failed)	10-79, 2:20	33-13

STATISTICS

	AZ	CAR
First Downs	21	16
Rushes-Yards	43-145	15-75
Net Passing Yards	215	194
Total Net Yards	360	269
Passing (A-C-I)	32-21-1	34-17-5
Sacked by Opp.	1-5	2-11
Punts-Average	4-43.5	4-48.0
Fumbles-Lost	0-0	1-1
Penalties	5-65	6-40
Time of Possession	38:49	20:11

Weather: 45 degrees, 60% humidity, Winds SW 10 mph, Cloudy and intermittent rain

RUSHING

CARDS: Hightower 17-76; James 20-57, TD; Arrington 2-11; Warner 3-1; Smith 1-0.
PANTHERS: Williams 12-63; Stewart 3-12, TD.

PASSING

CARDS: Warner 21-32, 220 yds, 2 TD, 1 INT.
PANTHERS: Delhomme 17-34, 205 yds, 1 TD, 5 INT.

RECEIVING

CARDS: Fitzgerald 8-166, TD; Breaston 4-28; Arrington 3-10; Urban 2-5; James 1-9; Castille 1-3; Hightower 1-3, TD; Doucet 1(-4).
PANTHERS: Muhammad 5-55; Stewart 3-39; Rosario 3-28; S. Smith 2-43, TD; Jarrett 2-27; Hoover 1-7; Williams 1-6.



NFC CHAMPIONSHIP GAME	
CARDINALS 32, EAGLES 25	
JANUARY 18, 2009 UNIV. OF PHOENIX STADIUM - (70,650)	

In a match-up no one foresaw, the Cardinals hosted the Eagles in the NFC Championship Game with the chance to advance to Super Bowl XLIII. Before an electric sell-out crowd, the Cards jumped out to a 24-6 halftime lead thanks to three Kurt Warner TD passes to Larry Fitzgerald against an Eagles defense that had not allowed a passing TD in 5 games. Philly then scored 19 unanswered points in the late 3rd and early 4th to take a 25-24 lead. The Cards, however, responded with a drive no one will soon forget. It was a 14-play, 72-yard masterpiece that chewed 7:50 off the clock and ended with Warner's game-winning TD pass to RB Tim Hightower. The TD stamped the Cardinals ticket to the Super Bowl that was made possible by another stellar outing from Fitzgerald. The all-pro WR topped 100 yards for the 5th straight game and tied the NFL record with 3 straight in the postseason with a 9-catch, 152-yard, 3-TD performance.

On the game's opening drive, the Cards moved 80 yards in 9 plays and opened the scoring with a 9-yard Warner-Fitzgerald TD connection. Philly came right back with a 45-yard David Akers FG but he missed a 47-yarder on the following drive. That gave Arizona the ball at its own 38 and on the first play the lead grew to 14-3. Warner handed off to J.J. Arrington who ran right, threw it back to Warner who then tossed it deep to Fitzgerald who hauled it in for a 62-yard TD. After another Akers FG, Warner then capped a 73-yard drive with a 1-yard pass to Fitzgerald that made it 21-6 with 3:06 in the 2nd. AZ successfully executed a surprise pump kick and recovery but the officials inadvertently misrouted the ball dead. After a Philly punt, the Cards got the ball back at their own 16 with 1:31 to go and moved into position for a 49-yard Neil Rackers FG.

The Eagles cut the lead to 24-19 in the 3rd when consecutive drives ended with Donovan McNabb TD passes to TE Brent Celek (6 and 31 yards). With 10:45 to go, McNabb's deep pass deflected off the hands of CB Dominique Rodgers-Cromartie and into the hands of WR DeSean Jackson for a 62-yard TD that put Philly up 1 when the 2-point try failed. After the score, the Cards took over at their own 28 with 10:39 to go. Six plays into the drive they faced a pivotal 4th-inches decision near midfield. Hightower ran right for 6 yards to pick it up and later put it across the goal-line 8 plays later on a TD catch-n-run on a win-n-goal from the 8. Warner on the drive was 5-5 for 56 yards including the game-winning TD pass. He then tossed a 2-point conversion to Ben Patrick to make it 32-25. Philly's ensuing drive reached the A247 but on 4th-n-10 from there McNabb's pass fell incomplete and the game was over.

	1	2	3	4	OT	F
EAGLES	3	3	13	6	—	25
CARDINALS	7	17	0	8	—	32

Team	Qtr.	Time	Scoring Play	Drive	Score
CARDS	1	9:20	Fitzgerald 9-yard pass from Warner (Rackers kick)	9-80, 5:40	0-7
Eagles	1	4:43	Akers 45-yard FG	8-33, 4:37	3-7
CARDS	2	13:19	Fitzgerald 62-yard pass from Warner (Rackers kick)	1-62, 0:11	3-14
Eagles	2	9:02	Akers 33-yard FG	7-65, 4:17	6-14
CARDS	2	3:06	Fitzgerald 1-yard pass from Warner (Rackers kick)	9-73, 5:56	6-21
CARDS	2	0:00	Rackers 49-yard FG	9-53, 1:31	6-24
Eagles	3	4:08	Celek 6-yard pass from McNabb (Akers kick)	13-90, 5:59	13-24
Eagles	3	0:49	Celek 31-yard pass from McNabb (kick failed, wr)	6-61, 2:39	19-24
Eagles	4	10:45	Jackson 62-yard pass from McNabb (pass failed)	4-86, 2:15	25-24
CARDS	4	2:53	Hightower 8-yard pass from Warner (Warner-Patrick pass)	14-72, 7:52	25-32

STATISTICS

	PHI	AZ
First Downs	22	21
Rushes-Yards	97	102
Net Passing Yards	357	267
Total Net Yards	454	369
Passing (A-C-I)	47-28-1	28-21-0
Sacked by Opp.	2-18	2-12
Punts-Average	1-58.0	5-37.2
Fumbles-Lost	3-2	1-1
Penalties	7-64	3-15
Time of Possession	30:04	29:56

Weather: Indoors

RUSHING

Eagles: Westbrook 12-45; McNabb 2-32; Buckhalter 4-21.

CARDS: James 16-73; Hightower 11-33; Arrington 2(-4).

PASSING

Eagles: McNabb 28-47, 375 yds, 3 TD, 1 INT.

CARDS: Warner 21-28, 279 yds, 4 TD, 0 INT.

RECEIVING

Eagles: Celek 10-82, 2 TD; Jackson 6-92, TD; Curtis 4-122; Westbrook 2-26; Avant 2-23; Baskett 1-14; Buckhalter 1-12; L. Smith 1-5; Lewis 1(-2).

CARDS: Fitzgerald 9-152, 3TD; Boldin 4-34; Pope 2-21; Urban 1-18; Arrington 1-16; James 1-16; Breaston 1-10; Hightower 1-8; Warner 1-4.

SUPER BOWL XLIII	
STEELERS 27, CARDINALS 23	
FEBRUARY 1, 2009 RAYMOND JAMES STADIUM - (70,774)	

Making their first-ever Super Bowl appearance, the Cardinals battled back from a 20-7 4th quarter deficit against the Steelers and took a 23-20 lead with 2:37 remaining. However, Pittsburgh responded with a game-winning drive and earned their 6th title thanks to a TD with 0:33 on the clock. After catching just one pass thru 3 quarters, WR Larry Fitzgerald finished with 7 grabs for 127 yards and 2 TDs. It allowed him to shatter the NFL postseason records and establish new marks with 30 catches, 456 yards, and 7 receiving TDs.

After Arizona won the opening toss and chose to defer, Pittsburgh marched downfield and Ben Roethlisberger appeared to score a 1-yard TD on a 3rd down scramble. However, when the Cards successfully challenged the spot, the Steelers came away with just a FG. After a holding penalty killed the ensuing AZ drive, the Steelers went 79 yards in 11 plays and took a 10-0 lead on a 1-yard Gary Russell run. On the next series a 45-yard catch-and-run by WR Anquan Boldin took it to the 1 and Warner hit TE Ben Patrick with a TD pass from there. The teams then traded punts but just before the 2:00 warning, Roethlisberger's pass was tipped at the line by DT Bryan Robinson and INT'd at the Steelers 34 by LB Karlos Dansby. With 0:18 left the Cards had advanced to the 1 and used their final timeout. What followed was the game's pivotal play. Warner's quick slant to Boldin was picked at the goal-line by LB James Harrison, who rumpled 100 yards down the right sideline as the half expired. After replay confirmation, the dramatic turn of events had put Pittsburgh up 17-7.

Arizona's opening drive of the 2nd half appeared to end on a Warner fumble but another AZ challenge again reversed the initial call and the drive instead ended on a punt. Pittsburgh then consumed most of the 3rd quarter with a long drive that was aided by several flags from referee Terry McAulay's crew. The 16-play drive ultimately ended in a FG that made it 20-7. With 11:30 to go, the Cards took over at their own 13 and went to the no huddle. The drive consisted entirely of 8 Warner completions for 87 yards and ended on a 1-yard Fitzgerald TD grab. After again trading punts, the Steelers took over at their own 1 and on the 2nd play, a holding call in the end zone resulted in a safety that trimmed the Pittsburgh lead to 20-16. Following the free kick, the Cards took over at their own 36 with 2:53 to go. After an incompletion, Warner hit Fitzgerald at midfield and the WR raced down the middle of the field with the go-ahead TD that covered 64 yards in all. The lead would be short-lived. Pittsburgh took over at its own 22 with 2:30 left and a holding penalty on 1st down backed them up to the 12. Two first downs moved them near midfield and a 40-yard completion to game MVP Antonio Holmes took it to the 6. Two plays later, Holmes came down among 3 defenders and tip-toed the sideline with the winning TD on a play that was upheld by replay. A last-chance Cardinal drive reached the Steeler 44 with 0:15 left but then Warner was ruled to have fumbled before passing and the Steelers recovered. The game ended without McAulay looking at the play.

	1	2	3	4	OT	F
STEELERS	3	14	3	7	—	27
CARDINALS	0	7	0	16	—	23

Team	Qtr.	Time	Scoring Play	Drive	Score
Steelers	1	9:45	Reed 18-yard FG	9-71, 5:15	3-0
Steelers	2	14:01	Russell 1-yard run (Reed kick)	11-69, 7:12	10-0
CARDS	2	8:34	Patrick 1-yard pass from Warner (Rackers kick)	9-83, 5:27	10-7
Steelers	2	0:00	Harrison 100-yard INT return (Reed kick)	--	17-7
Steelers	3	2:11	Reed 21-yard FG	16-79, 8:39	20-7
CARDS	4	7:33	Fitzgerald 1-yard pass from Warner (Rackers kick)	8-87, 3:57	20-14
CARDS	4	2:58	Safety - Holding penalty on Hartwig in end zone	--	20-16
CARDS	4	2:37	Fitzgerald 64-yard pass from Warner (Rackers kick)	2-64, 0:21	20-23
Steelers	4	0:35	Holmes 6-yard pass from Roethlisberger (Reed kick)	8-78, 2:02	27-23

STATISTICS

	PIT	AZ
First Downs	20	23
Rushes-Yards	25-58	12-33
Net Passing Yards	234	374
Total Net Yards	292	407
Passing (A-C-I)	31-21-1	32-31-1
Sacked by Opp.	3-22	2-3
Punts-Average	3-46.3	5-36.0
Fumbles-Lost	0-0	2-1
Penalties	7-56	11-106
Time of Possession	33:01	26:59

Weather: Mostly cloudy, 66 degrees, humidity 43%, wind ENE 1 mph

RUSHING

Steelers: Parker 19-53; Moore 1-6; Roethlisberger 3-2; Russell 2(-3), TD.

CARDS: James 9-33; Warner 1-0; Hightower 1-0; Arrington 1-0.

PASSING

Steelers: Roethlisberger 21-30, 256 yds, 1 TD, 1 INT.

CARDS: Warner 31-43, 377 yds, 3 TD, 1 INT.

RECEIVING

Steelers: Holmes 9-131, TD; Miller 5-57; Ward 2-43; Washington 1-11; Davis 1-6; Spaeth 1-6; Moore 1-4; Patrick 1(-2).

CARDS: Boldin 8-84; Fitzgerald 7-127, 2 TD; Breaston 6-71; James 4-28; Arrington 2-35; Hightower 2-13; Urban 1-18; Patrick 1-1, TD.



NFC WILD CARD GAME

CARDINALS 51, PACKERS 45 (OT)

JANUARY 10, 2010
UNIV. OF PHOENIX STADIUM – (61,926)



It was the highest-scoring playoff game in NFL history and certainly among the greatest ever. The Cards and Packers combined for 96 points, 13 touchdowns and over 1,000 total yards. While the offenses were explosive, it was the AZ defense that came up with the game-winning score on the first series of OT when CB Michael Adams sacked Aaron Rodgers; LB Carlos Dansby snatched the ball midair and returned it for a TD. It was one of three huge defensive plays by Dansby. Against the NFL's 6th defense, The Cards jumped out to a 17-0 early lead and led 31-17 early in the 3rd quarter. Green Bay then stormed back behind an inspired effort from Rodgers, tying the game at 38 and again at 45. But while the Packers QB was incredibly good, Arizona's Kurt Warner was even better and cemented his place among the league's greatest postseason passers. He threw for 379 yards and amazingly had more TD passes (5) than incompletions (4). Starting in place of Anquan Boldin (ankle), Steve Breaston had 7 catches for 125 yards and a TD while #3 WR Early Doucet was 6-77-20.

Green Bay entered the game with an NFL-best +24 turnover ratio but the Cards converted two early Packers miscues. On the game's first snap, Dansby deflected a Rodgers pass that Dominique Rodgers-Cromartie INT'd. After Tim Hightower turned it into a TD, Dansby ended the next GB drive with a forced fumble of Donald Driver that Alan Branch recovered. Doucet cashed in on that takeaway with the first of his 2 TD passes that helped the Cards build a 24-10 lead. A Warner-to-Fitzgerald TD on the opening drive of the 2nd half made it 31-10 but the Pack scored quickly with two Rodgers TD passes and a successful on-side kick in between. A 42-yard Beanie Wells run led to another Fitzgerald TD catch but the Pack answered with a Rodgers scoring pass to James Jones that capped 5 straight TD drives to open the 2nd half. After Arizona's only punt of the day, GB tied it at 38 on a 1-yard run by FB John Kuhn early in the 4th. Warner responded with an 80-yard drive and put the Cards back ahead with a TD pass to Breaston. With 1:52 left though the Pack tied it again on Rodgers' 11-yard TD to Spencer Havner. At the end of regulation, Warner marched the Cards into position to win but Neil Rackers was wide left on a 34-yard FG attempt in the closing seconds. GB won the toss and got the ball first in OT. On the first snap, Rodgers had Greg Jennings open down the middle but overruled him. Shortly thereafter, they had a 3rd-and-6 play at their own 24 when Adams and Dansby combined on the game-winning play.

		1	2	3	4	OT	F
PACKERS		0	10	14	21	0	45
CARDINALS		17	7	14	7	7	51
Team	Qtr.	Time	Scoring Play		Drive	Score	
CARDS	1	11:04	Hightower 1-yard run (Rackers kick)		7-40, 3:38	0-7	
CARDS	1	9:16	Doucet 15-yard pass from Warner (Rackers kick)		2-22, 0:48	0-14	
CARDS	1	0:34	Rackers 23-yard FG		9-54, 5:20	0-17	
Packers	2	6:52	Rodgers 1-yard run (Crosby kick)		6-52, 4:14	7-17	
CARDS	2	2:16	Doucet 15-yard pass from Warner (Rackers kick)		8-79, 4:36	7-24	
Packers	2	0:00	Crosby 20-yard FG		8-73, 2:16	10-24	
CARDS	3	11:15	Fitzgerald 33-yard pass from Warner (Rackers kick)		6-80, 3:45	10-31	
Packers	3	7:20	Jennings 6-yard pass from Rodgers (Crosby kick)		10-80, 3:55	17-31	
Packers	3	4:07	Nelson 10-yard pass from Rodgers (Crosby kick)		8-57, 3:13	24-31	
CARDS	3	2:34	Fitzgerald 11-yard pass from Warner (Rackers kick)		3-73, 1:33	24-38	
Packers	4	14:08	J. Jones 30-yard pass from Rodgers (Crosby kick)		8-80, 3:26	31-38	
Packers	4	10:57	Kuhn 1-yard run (Crosby kick)		3-67, 0:56	38-38	
CARDS	4	4:55	Breaston 17-yard pass from Warner (Rackers kick)		11-80, 6:02	38-45	
Packers	4	1:52	Havner 11-yard pass from Rodgers (Crosby kick)		7-71, 3:03	45-45	
CARDS	OT	13:42	Dansby 17-yard fumble return		--	45-51	

STATISTICS

	GB	AZ
First Downs	32	30
Rushes-Yards	20-90	23-156
Net Passing Yards	403	375
Total Net Yards	493	531
Passing (A-C-I)	42-28-1	33-29-0
Sacked by Opp.-Y.L.	5-19	1-4
Punts-Average	1-47.0	1-26.0
Fumbles-Lost	3-2	3-1
Penalties	8-76	9-56
Time of Possession	29:51	31:27

Weather: Indoors

RUSHING

Packers: Grant 11-65; Rodgers 3-13, TD; Jackson 2-6; Green 3-5; Kuhn 1-1, TD.

CARDS: Wells 14-91; Breaston 1-28; Hightower 7-19, TD; Stephens-Howling 1-18.

PASSING


Packers: Rodgers 28-42, 422 yds, 4 TD, 1 INT.

CARDS: Warner 29-33, 379 yds, 5 TD, 0 INT.

RECEIVING

Packers: Jennings 8-130, TD; Finley 6-159; Driver 4-43; Jones 3-50, TD; Grant 2-18; Havner 2-16, TD; Nelson 1-10, TD; Jackson 1-(-1); Kuhn 1-(-3).


CARDS: Breaston 7-125, TD; Fitzgerald 6-82, 2 TD; Doucet 6-77, 2 TD; Patrick 3-42; Hightower 3-21; Stephens-Howling 3-19; Urban 2-23.



NFC DIVISIONAL PLAYOFF

SAINTS 45, CARDINALS 14

JANUARY 16, 2010
LOUISIANA SUPERDOME – (70,149)



Six days after out-dueling the Packers in an explosive Wild Card game, the Cardinals saw their season end in New Orleans against the #1 seeded Saints. RB Tim Hightower raced 70 yards for a TD on the game's first play from scrimmage but after that the Cards faced an uphill battle most of the day. The Saints scored TDs on 5 of their first 6 offensive drives, twice capitalizing on AZ turnovers that gave them short fields. They also took advantage of a depleted Arizona defense that began the game without starter LB Gerald Hayes (ankle) and in the first quarter lost two more starters – CB Dominique Rodgers-Cromartie (knee) and FS Antrel Rolle (head).

After Hightower's TD run gave the Cards the early lead, the Saints responded with a 10-play, 70-yard drive that ended with Lydell Hamilton's 1-yard run. On the next snap, Kurt Warner hit Jerheme Urban on a 28-yard pass down the middle but Urban fumbled it over to the Saints at the AZ37. Drew Brees made the Cards pay 4 plays later when he connected with Jeremy Shockey on a 17-yard scoring pass. The next N.O. drive saw the Cards lose Rolle & Rodgers-Cromartie and it ended when Reggie Bush reversed field on a 46-yard TD run that made it 21-7. Arizona then made it a one-score game when Warner led a 9-play, 80-yard drive and Beanie Wells scored from 4 yards out. However, the Saints kept their foot on the accelerator. One play after a 26-yard completion to Marques Colston, Brees connected on a 44-yard flea-flicker to Devery Henderson that made it 28-14. On the 2nd play of the ensuing AZ drive, Warner was INT'd by DE Will Smith at the line of scrimmage and then leveled on the return by a clean block from DE Bobby McCray. When Warner headed to the locker room to have his chest examined, Matt Leinart led the Cards into position for a FG but Neil Rackers missed from 51 yards out as the first half expired.

Warner returned to start the 2nd half but the Cards were never able to cut into the Saints lead. A 43-yard Garrett Hartley FG made it 38-14 and later in the 3rd, Bush's 83-yard punt return TD provided the final dagger.

	1	2	3	4	OT	F
CARDINALS	7	7	0	0	—	14
SAINTS	21	14	10	0	—	45

Team	Qtr.	Time	Scoring Play		Drive	Score	
CARDS	1	14:41	Hightower 70-yard run (Rackers kick)		1-70, 0:19	7-0	
SAINTS	1	9:17	Hamilton 1-yard run (Hartley kick)		10-72, 5:24	7-7	
SAINTS	1	7:02	Shockey 17-yard pass from Brees (Hartley kick)		4-37, 1:58	7-14	
SAINTS	1	2:31	Bush 46-yard run (Hartley kick)		5-77, 2:54	7-21	
CARDS	2	9:40	Wells 4-yard run (Rackers kick)		9-80, 5:07	14-21	
SAINTS	2	6:48	Henderson 44-yard pass from Brees (Hartley kick)		6-83, 2:52	14-28	
SAINTS	3	1:10	Colston 2-yard pass from Brees (Hartley kick)		8-27, 4:38	14-35	
SAINTS	3	8:26	Hartley 43-yard FG		6-39, 2:10	14-38	
SAINTS	3	6:42	Bush 83-yard punt return (Hartley kick)		--	14-45	

STATISTICS

	AZ	NO
First Downs	15	27
Rushes-Yards	15-101	34-171
Net Passing Yards	258	247
Total Net Yards	359	418
Passing (A-C-I)	36-24-1	32-23-0
Sacked by Opp.-Y.L.	1-8	0-0
Punts-Average	6-43.5	4-42.8
Fumbles-Lost	3-1	0-0
Penalties	3-22	6-44
Time of Possession	23:33	36:27

Weather: Indoors

RUSHING

CARDS: Hightower 6-87, TD; Wells 5-7, TD; Stephens-Howling 2-4; Wright 1-3; Warner 1-0.

SAINTS: Bush 5-84, TD; Thomas 13-52; Hamilton 5-23, TD; Bell 6-11; Meachem 1-4; Thomas 1-0; Brees 3-(-3).

PASSING

CARDS: Warner 17-26, 205 yds, 0 TD, 1 INT; Leinart 7-10, 61 yds, 0 TD, 0 INT.

SAINTS: Brees 23-32, 247 yds, 3 TD, 0 INT.

RECEIVING

CARDS: Doucet 8-68; Fitzgerald 6-77; Breaston 4-52; Hightower 3-27; Urban 2-34; Becht 1-8.

SAINTS: Colston 6-83, TD; Henderson 4-80, TD; Bush 4-24; Thomas 4-18; Shockey 3-36, TD; Moore 2-6.



NFC WILD CARD GAME
PANTHERS 27, CARDINALS 16 JANUARY 3, 2015 BANK OF AMERICA STADIUM - (71,849)

The Cardinals finished the regular season 11-5, earning a Wild Card spot and trip to Carolina to take on the Panthers who captured the NFC South title by winning their last 4 games and finishing 7-8-1. Arizona had dealt with tremendous adversity all season, losing more than 20 players for more than 100 combined games due to injury and coming from behind in 9 of its 11 victories. But while they clawed back from a 10-point deficit to lead at halftime, this time they could not hold on. Arizona started its 3rd straight game with #3 QB Ryan Lindley (after injuries to both Carson Palmer & Drew Stanton) but had his hands full in both the run and pass games where they finished with just 27 and 51 net yards, respectively.

The Panthers jumped out to a 10-0 lead after they took advantage of outstanding field position on their first two series that resulted from a pair of AZ three-n-outs and short punts. The first drive started at the Carolina 48 and led to a 47-yard Graham Gano FG. The Panthers started their second drive at their own 43 and 8 plays later Jonathan Stewart scored on a 13-yard spinning run off the right side. Trailing by 10, the Cards were forced to punt on the next series but caught a break when returner Brenton Bersin mishandled it and Justin Bethel recovered at the Carolina 30. A 14-yard Larry Fitzgerald completion on 3rd-n-10 moved it to the 1 and led to Lindley's 1-yard TD pass to TE Darren Fells. It remained 10-7 after Gano missed a 43-yard FG try on the next series. Two drives later, the Panthers advanced to the A237 where they faced a 3rd-n-13. CB Antonio Cromartie picked off Cam Newton and returned the INT 50 yards to the A217 with 5 minutes left in the 1st half. Four plays later, RB Marion Grice scored from a yard out to put Arizona up 14-10 with 2:50 remaining in the 1st half. It was enough time for Carolina to move 59 yards in 9 plays and Gano's 39-yard FG made it a 1-point game at intermission.

On Arizona's first drive of the 2nd half, WR Michael Floyd appeared to have been interfered with on a 3rd down pass down the left sideline but it went unflagged and the Cards went 3-n-out. A short punt gave Carolina possession at the A237 to start their 2nd drive of the 3rd quarter. On the next snap, RB Fozzy Whittaker caught a short screen from Newton and took it 39 yards for a TD. It went from bad to worse on the ensuing kick when TE Ginn fumbled inside the 10 and the Panthers recovered at the A23. The defense appeared to hold Carolina to a FG when Newton's 3rd-n-go pass to TE Greg Olsen fell incomplete but SJ Boris Cheek questionably flagged Tony Jefferson for pass interference. On the next play Newton hit RB Mike Tolbert in the flat for a score; the 2 TDs in a 92 second span made it 27-14 Panthers. With 12 minutes to play LB Sam Acho hit Newton as he was passing and Rashad Johnson returned the empty-handed fumble to the A28. On the next play Lindley's pass intended for Fitzgerald was INT'd by LB Luke Kuechley at the 5. The game's only other points came in the closing seconds when punter Brad Nortman took an intentional safety by running out of the end zone.

	1	2	3	4	OT	F
CARDINALS	0	14	0	2	—	16
Panthers	10	3	14	0	—	27

Team	Qtr.	Time	Scoring Play	Drive	Score
Panthers	1	11:27	Gano 47-yard FG	7-19, 2:03	0-3
Panthers	1	5:21	Stewart 13-yard run (Gano kick)	8-57, 3:51	0-10
CARDS	2	14:56	Fells 1-yard pass from Lindley (Catanzaro kick)	6-30, 2:15	7-10
CARDS	2	2:50	Grice 1-yard run (Catanzaro kick)	4-17, 2:04	14-10
Panthers	2	0:15	Gano 39-yard FG	9-59, 2:31	14-13
Panthers	3	5:36	Whittaker 39-yard pass from Newton (Gano kick)	1-39, 0:14	14-20
Panthers	3	4:04	Tolbert 3-yard pass from Newton (Gano kick)	3-3, 1:24	14-27
Panthers	4	0:03	Nortman tackled in end zone for a safety	—	16-26

STATISTICS

	AZ	CAR
First Downs...	8	25
3rd Down Eff. (Pct)...	3-12 (25)	5-13 (33)
Total Plays...	47	74
Avg. Gain...	1.8	4.6
Rushes-Yards...	15-27	41-188
Net Passing Yards...	91	98
Total Net Yards...	78	386
Passing (A-C-I)...	28-16-2	32-18-1
Sacked by Opp...	4-31	1-0
Punts-Average...	9-34.8	4-37.3
Fumbles-Lost...	3-1	3-2
Penalties...	7-38	8-80
Time of Possession...	22:54	37:06

Weather: Cloudy & rainy, 51 degrees, 82% humidity, Winds NE 6 mph

RUSHING

CARDS: K. Williams 10-23; Taylor 3-3; Grice 1-TD; TD: Hughes 1-0.
 Panthers: Stewart 24-123; TD: Newton 7-35; Williams 4-16; Tolbert 2-7; Cutchey 1-5; Whittaker 1-4; Nortman 2-(-2).

PASSING

CARDS: Lindley 16-28, 82 yds, 1 TD, 2 INT.
 Panthers: Newton 18-32, 198 yds, 2 TD, 1 INT.

RECEIVING

CARDS: JoBrown 4-34; Fitzgerald 3-31; Carlson 3-25; Williams 3-0; Hughes 1-4; Fells 1-1; TD: Floyd 1-(-12); Taylor 0-2; Sendeinle 0-(-5).
 Panthers: Benjamin 4-33; Brown 3-37; Olsen 3-37; Cutchey 3-14; Whittaker 1-39; TD: Dickson 1-34; Bersin 1-6; Tolbert 1-1; Stewart 1-(-3).

INTERCEPTIONS

CARDS: Cromartie 1-50.
 Panthers: Boston 1-11; Kuechley 1-1.

NFC DIVISIONAL PLAYOFF
CARDINALS 26, PACKERS 20 (OT) JANUARY 16, 2016 UNIV. OF PHOENIX STADIUM - (65,089)

Meeting in the Divisional Playoff round, the Cards and Pack turned in one for the ages. The wild game featured 23 total points in the first 56:15 and then 23 more in the final 4:49. It saw the Cards come back from a 4th quarter deficit to lead late before the Packers completed a 41-yard Hail Mary as time expired to force overtime. But in the end, as it so often does, the game was decided by all-pro WR Larry Fitzgerald who cemented his place among the game's greatest postseason players. He caught 8 passes for a club playoff record 176 yards and a TD. His biggest plays came when AZ needed it most, including a 75-yard catch-n-run on the 1st play of OT after Aaron Rodgers had delivered a gut punch at the end of regulation.

The Cardinals struck first when Michael Floyd's toe-tapping catch of a Carson Palmer pass in the back of the end zone gave them a 7-0 lead. A 100-yard INT return TD by CB Patrick Peterson would have given the Cards a 14-0 lead but it was negated by penalty. Green Bay would then dominate possession thanks to back-to-back 17-play drives that consumed more than 15 minutes in total. However, each ended in FGs rather than TDs and AZ led 7-6 at intermission.

The teams then opened the 3rd quarter by trading interceptions. First S Rashad Johnson picked off Rodgers but 3 plays later Ha Ha Clinton-Dix returned the favor with one off Palmer. RB Eddie Lacy then reeled off consecutive runs of 14 & 61 yards that set-up an 8-yard TD pass to WR Jeff Janis. With the Pack leading 13-7, AZ marched to the GB10 but had to settle for a 28-yard Chandler Catanzaro FG that cut it to 3. The next Cards drive also reached the 10 but Palmer's pass to John Brown in the end zone was picked by CB Damarious Randall. After another Pack play, the Cards took over at their own 20 down 3 to 10:53 to go. In 13 plays they reached the GB9 when Palmer's pass into the end zone was deflected by Randall but ricocheted to Floyd for a TD. After the Packers turned it over on downs on 4 passes, AZ took over at the GB24 with 2:38 to go. Catanzaro's subsequent 36-yard FG made it 20-13 with 1:55 to play. Needing a TD to tie it, GB faced a 4th-n-20 from its own 4 when Rodgers completed a 60-yard deep ball to Janis that took it to the AZ36 with :21 left. Three plays later they faced a 2nd-n-15 from the AZ41 and time for one hero into the end zone. GB's prayers were answered when Janis came down with Rodgers' pass in the end zone with no time on the clock and the stadium stunned. The crazy ending got crazier when referee Clete Blakeman had to re-do the OT coin toss because it didn't flip on his first try. AZ ultimately won it and started the extra period at its own 20. On the first snap, Palmer spun away from pressure before firing across the field to a wide open Fitzgerald. The veteran WR proceeded to weave his way all the way to the GB 5 on a 75-yard gain. Two plays later, a shovel pass fitz ended it.

	1	2	3	4	OT	F
Packers	0	6	7	7	0	20
CARDINALS	7	0	3	10	6	26

Team	Qtr.	Time	Scoring Play	Drive	Score
CARDS	1	6:48	Floyd 8-yard pass from Palmer (Catanzaro kick)	11-42, 6:21	0-7
Packers	2	11:22	Crosby 28-yard FG	17-85, 7:31	3-7
Packers	2	0:57	Crosby 34-yard FG	17-71, 7:55	6-7
Packers	3	10:17	Janis 8-yard pass from Rodgers (Crosby kick)	6-81, 3:05	13-7
CARDS	3	5:05	Catanzaro 28-yard FG	10-74, 5:12	13-10
CARDS	4	3:44	Floyd 9-yard pass from Palmer (Catanzaro kick)	14-80, 7:09	13-17
CARDS	4	1:55	Catanzaro 36-yard FG	4-6, 0:43	13-20
Packers	4	0:00	Janis 41-yard pass from Rodgers (Crosby kick)	6-86, 1:55	20-20
CARDS	OT	13:55	Fitzgerald 5-yard pass from Palmer	3-80, 1:05	20-26

STATISTICS

	GB	AZ
First Downs...	18	20
3rd Down Eff. (Pct)...	7-15 (47)	5-13 (38)
Total Plays...	67	63
Avg. Gain...	5.8	5.8
Rushes-Yards...	22-135	19-40
Net Passing Yards...	251	328
Total Net Yards...	386	368
Passing (A-C-I)...	44-24-1	41-25-2
Sacked by Opp...	1-10	3-21
Punts-Average...	4-35.8	3-49.0
Fumbles-Lost...	0-0	1-0
Penalties...	8-55	3-26
Time of Possession...	30:14	30:51

Weather: Indoors

RUSHING

Packers: Lacy 12-89; Starks 7-23; Rodgers 2-21; Kuhn 1-2.
 CARDS: Johnson 15-35; Ellington 3-3; JoBrown 1-2.

PASSING

Packers: Rodgers 24-44, 261 yds, 2 TD, 1 INT.
 CARDS: Palmer 25-41, 349 yds, 3 TD, 2 INT.

RECEIVING

Packers: Janis 7-145, 2 TD; R.Rodgers 5-45; Abderderis 4-55; Starks 4-4; Kuhn 2-10; Ay 2-5.

CARDS: Fitzgerald 8-176, TD; Johnson 6-43; JoBrown 5-82; Floyd 3-26, 2 TD; Fells 2-14; Nelson 1-8.

INTERCEPTION

Packers: Clinton-Dix 1-0; Randall 1-0.
 CARDS: RJohnson 1-1.



NFC CHAMPIONSHIP GAME
PANTHERS 49, CARDINALS 15
JANUARY 24, 2016
BANK OF AMERICA STADIUM - (74,294)

The NFC Championship Game featured the conference's top 2 seeds and league's top 2 offenses as the Cards (13-3) & Panthers (15-1) met in Charlotte with the dream of playing in Super Bowl 50. The dream quickly turned into a nightmare for Arizona. The Panthers scored on their first 3 offensive drives of each half and led 17-0 after one quarter, 24-7 at the half and ultimately won 49-15. They forced 7 Cardinal turnovers (4 INTs/3 fumbles) including 3 very costly ones late in the 2nd quarter when the Cards had a chance to re-claim momentum. It marked the 2nd straight year the Cards' season ended in Carolina and the loss denied Arizona the chance to advance to its 2nd Super Bowl in franchise history.

After a 45-yard Graham Gano FG put Carolina up 3-0, the next Panther drive started at the AZ49 thanks to a 32-yard Ted Ginn punt return. Five plays later, Ginn scored from 22 yards out on a reverse to make it 10-0. Arizona's 3rd straight drive ended in a punt but the defense had a chance to send the Panthers 3-n-out with a stop on 3rd-n-8 from the CAR14. However, Newton hit Corey Brown with a 26-yard pass to the 40 and the WR broke one tackle to take it the rest of the way for an 86-yard score. Down 17-0 the Cards advanced to the CAR37. On 3rd-n-10, Carson Palmer was sacked by DT Kawann Short forcing a fumble that the Panthers recovered. After the AZ defense forced a 3-n-out, the Cards took over at their own 21 with 11:47 to play in the half. They would move 79 yards in 10 plays and David Johnson's 1-yard TD run made it 17-7. AZ then held Carolina without a 1st down and the ensuing punt was short. But as Patrick Peterson raced to catch the errant kick, he couldn't hold onto it and the Panthers recovered at the AZ46. Consecutive runs of 17 and 23 by RB Jonathan Stewart took it to the one and on 3rd-n-goal from there Newton was able to break the plane for a TD. On the next snap, Palmer's arm was hit by DE Charles Johnson forcing a fumble the Panthers recovered at the AZ31. Two plays later, though, Peterson INT'd Newton and returned it 72 yards to the 22 with :56 left. But on the very next play, Palmer's pass into the end zone was picked off by S Kurt Coleman allowing the Panthers to take a 24-7 lead into halftime.

Things got no better in the 2nd half for the Cards as another Gano FG and an 11-yard Newton run upped the lead to 34-7. Early in the 4th, Palmer's 21-yard TD pass to TE Darren Fells and a successful 2-point conversion made it 34-15 with 14:16 remaining. However, the next 3 AZ drives would end in INTs, one of which was returned 22 yards for a TD by LB Luke Kuechly that provided the game's final points.

	1	2	3	4	OT	F
CARDINALS	0	7	0	8	—	15
Panthers	17	7	10	15	—	49

Team	Qtr.	Time	Scoring Play	Drive	Score
Panthers	1	9:30	Gano 45-yard FG	8-39, 3:56	0-3
Panthers	1	4:31	Ginn 22-yard run (Gano kick)	5-49, 3:16	0-10
Panthers	1	0:49	C.Brown 86-yard pass from Newton (Gano kick)	3-88, 0:59	0-17
CARDS	2	5:55	D.Johnson 1-yard run (Catanzaro kick)	10-79, 6:03	7-17
Panthers	2	1:56	Newton 1-yard run (Gano kick)	5-46, 2:49	7-24
Panthers	3	7:50	Gano 21-yard FG	11-80, 7:10	7-27
Panthers	3	2:08	Newton 11-yard run (Gano kick)	8-79, 4:11	7-34
CARDS	4	14:16	Fells 21-yard pass from Palmer (Nelson run)	10-80, 2:52	15-34
Panthers	4	5:26	Funchess 5-yard pass from Newton (Newton-Tolbert)	9-84, 6:12	15-42
Panthers	4	5:11	Kuechly 22-yard INT return (Gano kick)	--	15-49

STATISTICS

	AZ	CAR
First Downs.....	21	21
3rd Down Eff. (Pct).....	3-10 (30)	8-14 (57)
Total Plays.....	60	66
Avg. Gain.....	4.8	7.2
Rushes-Yards.....	16-60	37-152
Net Passing Yards.....	227	324
Total Net Yards.....	287	478
Passing (A-C-I).....	41-23-4	28-19-1
Sacked by Opp.....	3-8	1-11
Punts-Average.....	4-48.8	3-39.7
Fumbles-Lost.....	3-3	0-0
Penalties.....	8-51	5-45
Time of Possession.....	23:21	35:39

Weather: Clear, 39 degrees. Humidity 39%. Wind SW 4 mph.

RUSHING

CARDS: D.Johnson 15-60, TD; Ellington 1-0.
Panthers: Stewart 19-83; Newton 10-47, 2 TD; Ginn 1-22, TD; Tolbert 3-4; Whittaker 2-(-2); Anderson 2-(-2).

PASSING

CARDS: Palmer 23-40, 235 yds, 1 TD, 4 INT; Fitzgerald 0-1, 0 yds.
Panthers: Newton 19-28, 335 yds, 2 TD, INT.

RECEIVING

CARDS: D.Johnson 9-68; Fitzgerald 4-30; Floyd 3-37; Fells 2-36, TD; Nelson 2-25; JoBrown 2-23; JoBrown 1-16.
Panthers: Olsen 6-113; C.Brown 4-113, TD; Ginn 2-52; Funchess 2-21, TD; Cotchery 2-17; Stewart 2-5; Tolbert 1-14.

INTERCEPTION

CARDS: Peterson 1-72.
Panthers: Coleman 2-0; Kuechly 1-22; Boston 1-5.



HISTORY



FRANCHISE HISTORY

The Cardinals were founded in 1898 and in 1920 became a charter member of the National Football League, then known as the American Professional Football Association. The club holds the distinction of being the United States' oldest professional football franchise still in existence.

THE EARLY DAYS

The team boasts a colorful history. Fans have known the club as the Arizona Cardinals, Phoenix Cardinals, St. Louis Cardinals, Chicago Cardinals, Racine Cardinals, the Normals, and the Morgan Athletic Club.

The franchise began as a neighborhood group that gathered to play football in a predominantly Irish area of Chicago's South Side, playing under the name Morgan Athletic Club. The team later was acquired by Chris O'Brien, a painting and decorating contractor, and soon its playing site changed to nearby Normal Field, prompting the new name Normals.

In 1901, the team gained longstanding identification when O'Brien bought used jerseys from the nearby University of Chicago. The jerseys were faded maroon in color, prompting O'Brien to declare, "That's not maroon, it's Cardinal red!" The club's permanent nickname had been born.



Early owner Chris O'Brien organized the Cardinals for a third time following World War I.

The jersey color and the location of the field (61st and Racine) led to a new and obvious name, the Racine Cardinals.

In Chicago at the time, football competition was exclusively amateur, but opposition became increasingly hard to find, so in 1906, the team disbanded.

In 1913, O'Brien reorganized the Cardinals. By 1917 they were able to buy new uniforms and hire a coach, Marshall Smith. That year they lost only two games and were champions of the Chicago Football League.

The war in Europe and a flu epidemic in the United States forced the team to suspend operations again in 1918. Following Armistice Day that officially ended World War I in November of 1918, O'Brien organized the Cardinals for a third time. From that day forward, the Cardinals have been a permanent part of the

professional football landscape in America.

The Cardinals and Chicago Bears are the only two of the 11 charter members of the NFL still in existence. The Bears were originally based in Decatur, IL and known as the Decatur Staleys (after their sponsor, the Staley Starch Company). The team moved to Chicago in 1921 and was known as the Chicago Staleys for a year before becoming the Chicago Bears in 1922.



The colorful history of the Cardinals, a charter member of the National Football League and the oldest continuously run professional football franchise in the nation, began humbly in 1898 as a neighborhood group that gathered to play football as the Morgan Athletic Club in Chicago's South Side.



POST WORLD WAR I

Shortly after the Cardinals joined the American Professional Football League in 1920 for the \$100 franchise fee, O'Brien lured great halfback John "Paddy" Driscoll to the Cardinals for \$3,000 a year, a sum considered outlandish at the time. But Driscoll was an authentic superstar, a superior runner, blocker, punter, and possibly the finest drop kicker in the history of football. He would coach the team from 1921–22.

One of Driscoll's young running backs was Ralph Horween, a former star at Harvard, who played under the assumed name of B. McMahon. A Cardinal from 1921–22, Horween scored two rushing touchdowns during his three-year career in the days of leather helmets without face masks, numberless sweater jerseys, and \$40 paychecks.

In 1922, a team from Racine, WI joined the NFL, prompting the Cardinals to change their name to the Chicago Cardinals. The same year, the Cardinals also moved into their new home in Comiskey Park, which they would share with baseball's White Sox for 37 years.

Under new Head Coach Norman Barry, the Cardinals outdistanced a field of 20 teams to win their first NFL Championship in 1925 by virtue of the league's best record (the NFL did not begin postseason play until 1933).

A Chicago physician, Dr. David Jones, purchased the team in 1929. In his first year of ownership, he coaxed legendary running back Ernie Nevers out of retirement to become player-coach. Still in his prime, the 26-year-old Nevers scored an NFL-record 40 points on six touchdowns and four extra points in an historic 40–6 victory over the cross-town Chicago Bears on Thanksgiving Day, 1929.

After guiding the Cardinals to a 16–14–3 combined record in three seasons, the legendary Nevers retired as both coach and player in 1932.

Nevers' departure also marked the arrival of a new club owner. Charles W. Bidwill, Sr., a vice president of the Bears, purchased the Cardinals in 1932 for Jones' asking price of \$50,000. After Bidwill divested himself of his Bears' holdings, the franchise began a period of family ownership that continues to this day.

The team sorely missed Nevers' magic on the field and the Cardinals endured difficult years in



Cardinal owner Charles W. Bidwill, Sr. is a member of the Pro Football Hall of Fame.

the 1930s and early '40s. World War II hit the team heavily. The Cardinals lost their top passer, receiver, and lineman—Johnny Clement, Billy Dewell, and Joe Kuharich, respectively—to military service. In 1944 as a war-time emergency measure, the Cardinals combined with the Pittsburgh Steelers to play as one team. It was called Card-Pitt. Co-coached by the Cardinals' Phil Handler and the Steelers' Walt Kiesling, a former Cardinal guard, the team split its home games between Comiskey Park and Forbes Field in Pittsburgh, failing to win an outing in 10 tries.

Success finally returned following the war. In 1945, the arrival of University of Missouri quarterback Paul Christman trumpeted the team's conversion to the "T" formation. Fullback Pat Harder and halfback Elmer Angsman were added in 1946.

THE 1947 CHAMPIONSHIP TEAM

The 1947 Cardinals captured the Western Division title and took the NFL championship in a season that was bittersweet for the organization. Owner Charles Bidwill had been the club's leader since taking over as owner in 1933 and helped shepherd the NFL through "The Great Depression." However, his death in April of '47 deprived him of witnessing the club's first NFL crown in 22 years.

Still, Bidwill earned credit for fitting the final crucial piece into place to complete the

Cardinals' famed "Million-Dollar Backfield." It was his unprecedented signing of University of Georgia All-America running back Charley Trippi for a then-unheard of \$100,000 that finally put the Cardinals over the top.

Several key Cardinals were already in place for the championship run. In 1945, the organization drafted Paul Christman, a talented passer from Missouri, before adding Wisconsin fullback Pat Harder, Elmer Angsman of Notre Dame, and end/defensive back Mal Kutner from Texas in '46.



Another great end, Bill Dewell, had returned from military service for the '45 season. The staple of Jimmy Conzelman's ensemble was a relic from the late '30s, versatile Marshall "Biggie" Goldberg, an intuitive defensive back who was the first real free safety in pro football. Also a running back, Goldberg had enjoyed many productive days offensively, too, but they were mostly behind him when Conzelman began his second reign as the Cards' head man in '46.

Chicago started quickly in 1947 by winning its first three outings, including a 31-7 trouncing of the hated crosstown rival Bears. In week four, the Cardinals headed to Los Angeles and incurred their first loss of the season. Afterward, they tragically lost rookie punter Jeff Burkett who missed the game and the flight back to Chicago because of an emergency appendectomy. After several days recuperating, the United Airlines DC-6 taking him home crashed in Bryce Canyon, UT, killing the young star, who was the NFL's leading punter at the time.

Under that pall, the Cardinals climbed to 7-3 but were in the throes of a two-game losing streak heading to Philadelphia on December 7 for a critical game against the Eagles. Trailing 7-3 at the half, Chicago exploded for six second-half touchdowns, including two by Trippi, and held the powerful Steve Van Buren to just 44 yards rushing to grab a crucial 45-21 road win.

The victory deadlocked the Cards with the Bears and set-up a showdown in the regular season finale the following Sunday at hostile Wrigley Field.

The biggest play of the game came on the first snap. Conzelman designed a pass play that would isolate Bears' linebacker Mike Holovak one-on-one with speedster Boris "Babe"

Dimancheff. Because his wife was expecting, Dimancheff missed the entire week of practice. Despite never running it in advance, the play worked to perfection as Dimancheff raced down the center of the field and caught Christman's perfect pass in stride for a touchdown. The Cardinals also intercepted four passes off legendary Bears quarterback Sid Luckman, converting two into touchdowns en route to a 30-21 win. The Western Division crown now in hand, the Cardinals prepared to play host to the league championship game a fortnight later (12/28/47) against Eastern Division powerhouse Philadelphia.

At a bitterly cold Comiskey Park, pre-kickoff controversy raged when it was discovered the Eagles attempted to get better footing on the concrete-like playing surface by sharpening and filing their cleats. A succession of penalties opened the game, infuriating Philadelphia Head Coach Earle "Greasy" Neale. Meanwhile, the Cardinals quietly had slipped into tennis shoes for the frigid affair.

The game was defined by Chicago's quick-openers, producing three long scoring runs from scrimmage—two 70-yarders by Angsman and a 44-yarder by Trippi. In the third quarter, Trippi returned a punt 75 yards for a touchdown. Angsman's thrilling fourth-quarter duplication of his second-period 70-yard touchdown strike enabled him to break the NFL championship Game record for rushing yards with 159. But Philadelphia fought evenly throughout with quarterback Tommy Thompson setting two playoff records on 27-of-44 passing for 297 yards. The Cardinals' 28-21 victory, however, wasn't secured until Goldberg's late-game interception.



The 1947 Cardinals won the NFL Championship with a 10-3 overall record. They defeated the Philadelphia Eagles 28-21 at Chicago's Comiskey Park in the NFL's 15th title contest.



Marshall Goldberg sealed the 1947 championship game victory with a fourth quarter interception.

ON TO ST. LOUIS

Following her husband's passing in April of 1947, Violet Bidwill assumed control of the franchise for the next 15 years, a span that included a second consecutive Western Division championship, an appearance in the 1948 NFL championship game, a 7-0 loss at Philadelphia, and the transfer of the team from Chicago to St. Louis in 1960.

Upon Mrs. Bidwill's death in January of 1962, team control moved to sons Charles W. Bidwill, Jr. and William V. Bidwill. In 1972, the latter and his family gained sole ownership with William becoming managing general partner. On July 1, 1976, incorporation of the company was accomplished with Bidwill continuing as chief executive officer.

After 14 years in the city, the Cardinals brought their first division title to St. Louis in 1974. The Big Red captured the NFC Eastern Division flag under Head Coach Don Coryell and advanced to the playoffs with a 10-4 regular season record. The Cardinals lost to the Minnesota Vikings, 30-14, in their first playoff appearance since 1948. Again in 1975, Coryell provided St. Louis a division crown, but another playoff loss, this time to the Rams in Los Angeles, 35-23, ended the Cards' postseason dream in their first outing.

The Cardinals next appeared in the playoffs in 1982 when Head Coach Jim Hanifan's club lost a

first-round game at Green Bay, 41-16. In 1984, an offensively explosive St. Louis team narrowly missed the playoffs—and the NFC Eastern Division title—with a 9-7 record. However, the Cardinals stumbled to a 5-11 mark in 1985, prompting Hanifan's dismissal and the hiring of long-time Dallas Cowboy assistant Gene Stallings as the team's new head coach.

ARIZONA

After 28 years in St. Louis, the Cardinals relocated to Arizona in the spring of 1988 and made Sun Devil Stadium on the campus of Arizona State University their new home.

Their first season in the Valley of the Sun began optimistically when the team raced to a 7-4 record and a share of the NFC Eastern Division lead. But untimely injuries struck, and a five-game losing streak ensued to finish the year, dashing hopes of the club's first postseason berth since 1982.

The Cardinals' new home provided club single-game (67,139 vs. Dallas in the Arizona inaugural game) and single-season (472,937) attendance records (since broken) in the team's first autumn in Arizona. All the Cardinals' franchise attendance records have been established since moving to the desert. The record-setting inaugural season attendance total was eclipsed in 1994 when 497,330 fans, or 62,166 per game, spun the Sun Devil Stadium turnstiles. All of those attendance marks, however, have been eclipsed since the team moved into State Farm Stadium.

On March 17, 1994, Bidwill announced his intention to change the name of the team to the Arizona Cardinals, and it was adopted unanimously by vote of NFL owners the following week.

The 1995 season marked another milestone when the Cardinals served as host team for Super Bowl XXX at Sun Devil Stadium on January 28, 1996.

The 1998 Arizona squad ended the franchise's 15-year playoff drought. Under Head Coach Vince Tobin and led by former ASU quarterback Jake Plummer, the '98 Cardinals earned a Wild Card berth by winning their last three games in dramatic fashion and each by a field goal or less – a 20-17 overtime win at Philadelphia, a 19-17 home win vs. New Orleans, and a playoff-clinching 16-13 home win over San Diego. The final game ended when Chris Jacke nailed a 52-yard field goal as time expired to win the game before a sold-out crowd at Sun Devil Stadium. The next week saw the team notch its first postseason victory since 1947 with a 20-7 win over the Cowboys at Texas Stadium. The thrilling ride ended with a 41-21 loss at Minnesota in the divisional playoffs the next week.

The 2000 season proved pivotal to the Cardinals' franchise. On Election Day, November 7, 2000, voters in Maricopa County passed Proposition 302, the Tourism and Sports Initiative, to help fund a new stadium for the Cardinals, Fiesta Bowl, and future Super Bowls, in addition to providing



revenue for Cactus League spring training baseball, tourism, and youth recreation. The 454,785 “yes” votes spelled a plurality of 33,123 votes (51.89 percent).

The attention of the sports world and beyond turned to Arizona safety Pat Tillman in 2002 when he quietly and nobly walked away from a lucrative career in pro football to enlist in the Army. Moved to action by the events of 9/11, Tillman joined the elite Army Rangers and, in April of 2004, was killed while serving in Afghanistan. His jersey number 40 became the fifth in team history to be retired.

In 2005, the Cardinals made NFL history by participating in the NFL’s first-ever regular season game played outside the United States. On October 2, the Cards defeated the 49ers 31-14 before a crowd of 103,467 in Mexico City’s Estadio Azteca, at the time the largest crowd ever to see an NFL regular season game.

The 2006 season marked the team’s first at State Farm Stadium, recognized by BusinessWeek as one of the 10 most impressive sports facilities in the world. Since then, the world-class venue has attracted record crowds for the franchise and has allowed the team to sell-out every game played in the venue. On February 3, 2008, the stadium hosted Super Bowl XLII between the New York Giants and the New England Patriots.

The 2008 Cardinals turned in perhaps the most memorable season in franchise history, one that ended with the team’s first-ever Super Bowl appearance. Arizona qualified for the postseason by clinching its first division title since 1975 and first-ever NFC West crown with a perfect 6-0 divisional record. As the division champs, the Cardinals hosted their first playoff game since 1947 and defeated Atlanta 30-24 in the Wild Card round. Arizona then traveled to Carolina where they faced

the heavily favored Panthers but came away with a stunning 33-13 victory. The Cards returned home the following week to host the Philadelphia Eagles in the NFC Championship game and won their first-ever NFC title by defeating the Eagles 32-25. The victory also secured a date with Pittsburgh in Super Bowl XLIII from Tampa. Before what was then the largest audience in US television history, the Cardinals fell to the Steelers, 27-23. Down 20-7 entering the fourth quarter, Arizona made the biggest comeback in Super Bowl history, with a 64-yard touchdown pass from Kurt Warner to Larry Fitzgerald, giving the Cards a 23-20 lead with under 3:00 remaining. Pittsburgh responded with a 78-yard drive that ended with Santonio Holmes’ tip-toe touchdown reception and the game’s deciding score in one of the most exciting Super Bowls ever played.

An exciting chapter in franchise history began in January of 2013 when team President Michael Bidwill hired GM Steve Keim and Head Coach Bruce Arians nine days apart. Under the leadership of Bidwill, Keim and Arians, Arizona posted a 50-32-1 record, including postseason, which represents the most wins during any five-year span in franchise history. On January 1, 2018, Arians retired as the winningest head coach in club history. The 2015 season was a banner year for the organization as the team won the NFC West, set a franchise record for wins in the regular season (13) and earned the first postseason bye in team history.

A significant era in franchise history came to a close in 2019 when owner William V. Bidwill passed away in October, at the age of 88. His passing brought to an end a life-long association with the franchise, one that began as a ball boy in his hometown of Chicago and which spanned eight different decades.



The Cardinals made their first-ever Super Bowl appearance when they met the Pittsburgh Steelers in Super Bowl XLIII.



ALL-TIME ALPHABETICAL ROSTER

A	Barkley, Matt (DB), Southern California	2015-17	Booth, Clarence (T), Southern Methodist	1943
	Barksdale, Joe (T), Louisiana State	2018	Booby, John (DB), Texas Christian	1993
	Barnes, Khalif (T), Washington	2017	Borum, Jarvis (T), North Carolina State	2001-02
	Barnes, Lawrence (RB), Tennessee State	1978	Boso, Cap (TE), Illinois	1986
	Barnes, Mike (DB), Texas-Arlington	1967-68	Bostic, Joe (T), Clemson	1979-89
	Barnes, Pete (LB), Southern	1973-75	Boston, David (WR), Ohio State	1999-02
	Barni, Roy (B), San Francisco	1952-53	Boston, Tre (S), North Carolina	2018
	Barr, Mike (P), Rutgers	2007	Bouie, Kevin (RB), Mississippi State	1997
	Barrett, David (CB), Arkansas	2000-03	Bouka, Elie (CB), Calgary	2016
	Barrie, Sebastian (DT), Liberty	1994	Bova, Tony (E), St. Francis	1944
	Barry, Norm (B), Notre Dame	1921	Bowers, Andy (DE), Utah	2001-02
	Barry, Paul (B), Tulsa	1954	Boyet, Garland (LB), Grambling State	1962-63
	Bartel, Richard (DB), Tarleton State	2010-11	Boyd, Bill (B), Westminster (Mo.)	1930-31
	Bartu, Joplo (LB), Texas State	2016	Boyd, Shane (DB), Kentucky	2006
	Bates, Mario (RB), Arizona State	1998-99	Bradford, Max (E), Oklahoma	1955-58
	Bates, Theodore (LB), Oregon State	1960-62	Bradford, Dave (G), Marquette	1952
	Batiste, D'Anthony (T), Louisiana-Lafayette	2010-12	Bradford, Ronnie (CB), Colorado	1996
	Baty, Greg (TE), Stanford	1988	Bradford, Sam (QB), Oklahoma	2018
	Bausch, Jim (B), Kansas	1933	Bradley, Bill (DB), Texas	1977
	Bavaro, David (LB), Syracuse	1990	Bradley, Dave (G), Penn State	1972
	Baxley, Bob (T), Iowa	1992-93	Bradley, Hal (E), Elon	1938-39
	Baxter, Jarrod (FB), New Mexico	2005	Bradley, Hal (G), Iowa	1928
	Bayless, Martin (DB), Bowling Green	1984	Bradley, Melvin (LB), Arkansas	1999
	Baynham, Craig (RB), Georgia Tech	1972	Bradley, Stewart (LB), Nebraska	2011-12
	Beach, Pat (TE), Washington	1993	Braham, Rich (G/T), West Virginia	1994
	Beal, Norb (DB), Missouri	1962	Braham, Tom (C), Oklahoma	1973-81
	Beathard, Pete (DB), Southern California	1970-71	Braidwood, Charles (E), Tennessee-Chattanooga	1932
	Beatty, Chuck (DB), North Texas State	1972	Branch, Alan (DT), Michigan	2007-10
	Beauchamp, Al (LB), Southern	1916	Branch, Tyvon (S), Connecticut	2016-17
	Becht, Anthony (TE), West Virginia	2009	Braxton, David (LB), Wake Forest	1990-93
	Beckman, Tom (DE), Michigan	1972	Breaston, Steve (WR/PR), Michigan	2007-10
	Bedford, Vance (CB), Texas	1982	Bredde, Bill (B), Oklahoma A&M	1954
	Beiror, Ed (E), Notre Dame	1940-41	Brennan, Mike (G), Notre Dame	1991
	Beisel, Monty (LB), Kansas State	2006-08, '09	Brennan, Willis (T), None	1920-27
	Belden, Charles (B), None	1929-31	Brett, Ed (E), Washington State	1936
	Bell, Anthony (LB), Michigan State	1986-90	Brettschneider, Carl (LB), Iowa State	1956-59
	Bell, Bob (DE), Cincinnati	1974-78	Brewer, Aaron (LS), San Diego State	2016
	Bell, Gordon (RB), Michigan	1978-79	Bridges, Jeremy (T), Southern Mississippi	2004-05, 09-12
	Bell, Marcus (DT), Memphis	2001-03	Brim, Michael (CB), Virginia Union	1988
	Bell, Mark (WR), Colorado State	1981	Brinkley, Jasper (LB), South Carolina	2013
	Bell, Yermiah (S), Eastern Kentucky	2013	Britton, Earl (B), Illinois	1929
	Belton, Willie (RB), Maryland State	1973-74	Brock, Fred (WR), Southern Mississippi	1997-98
	Benard, Marcus (LB), Jackson State	2011-14	Brock Sr., Tramine (CB), Belhaven College	2019
	Bennett, Charles (B), None	1933	Bronson, John (TE/FB), Penn State	2005-2006
	Bennett, Tommy (S), UCLA	1996-2000	Brooks, Carlie (CB), Adams State	2015
	Benwikere, Bené (CB), San Jose State	2018	Brooks, Carlos (DB), Bowling Green	1995
Bergen, Adam (TE), Lehigh	2005-06	Brooks, Ethan (T), Williams Mass.	2000	
Berger, Mitch (P), Colorado	2007	Brooks, Jonathan (LB), Clemson	1980	
Bergerson, Gil (T), Oregon State	1993	Brooks, Leo (DE), Texas	1973-76	
Bergold, Scott (DT), Wisconsin	1985-86	Brooks, Al (B), Illinois	1954	
Bernardi, Frank (DB), Colorado	1995-97	Broughton, Nehemiah (FB), The Citadel	2010	
Berquist, Jay (G), Nebraska	1927	Brown, Chadrick (DE), Mississippi	1993-95	
Berry, Bertrand (DE), Notre Dame	2004-09	Brown, Chuck (C/G), Houston	1979-80	
Berry, Gil (B), Illinois	1935	Brown, Cody (LB), Connecticut	2009	
Bertagnoli, Libero (G), Washington (Mo.)	1942, '45	Brown, Dave (DB), Duke	1998-2001	
Bessillieu, Don (S), Georgia Tech	1982	Brown, Derek (TE), Notre Dame	1999-00	
Bethea, Antoine (S), Howard	2017-18	Brown, Elton (G), Virginia	2005-08	
Bethel, Justin (CB), Presbyterian	2012-17	Brown, Hardy (LB), Tulsa	1956	
Beuerlein, Steve (DB), Notre Dame	1993-94	Brown, Ivory Lee (RB), Arkansas-Pine Bluff	1991-92	
Bienemann, Troy (TE), Washington State	2007	Brown, J.B. (DB), Maryland	1998	
Bienemann, Tom (E), Drake	1951-56	Brown, Jason (WR), Clemson	2013-17	
Bieria, Keishawn (LB), Washington	2019	Brown, John (WR), Pittsburgh State	2014-17	
Bilbo, Jon (T), Mississippi	1938-39	Brown, Lance (DB), Indiana	1995-96	
Bird, Steve (WR), Eastern Kentucky	1983-84	Brown, Levi (T), Penn State	2007-2013	
Birdsong, Carl (P), Southern Western Oklahoma State	1981-85	Brown, Lomas (T), Florida	1996-98	
Birth, Keith (B), San Jose State	1939	Brown, Miles (DL), Wofford	2019	
Bishop, Desmond (LB), California	2014	Brown, Milford (G), Florida State	2006	
Black, Tim (LB), Baylor	1977	Brown, Ralph (CB), Nebraska	2007-09	
Blackburn, Bill (C), Rice	1946-50	Brown, Ray (T), Arkansas State	1986-88	
Blackstock, Darryl (LB), Virginia	2005-07	Brown, Robert (TE), Alcorn A&M	1969-70	
Blackwell, Hal (B), South Carolina	1945	Brown, Rod (FB), North Carolina State	1997-98	
Blair, Stanley (CB), Southeastern Oklahoma State	1990	Brown, Ron (WR), Colorado	1987	
Blake, Jeff (DB), East Carolina	2003	Brown, Rush (DT), Ball State	1980-83	
Blanchard, Cary (K), Oklahoma State	2000-01	Brown, Terry (DB), Oklahoma State	1969-70	
Blazine, Tony (T), Illinois Wesleyan	1935-40	Brown, Theotis (RB), UCLA	1979-81	
Bliss, Homer (G), Washington & Jefferson	1928	Brubaker, Dick (E), Ohio State	1955, '57	
Blount, Eric (RB/KR), North Carolina	1992-93	Bruckner, Les (B), Michigan State	1945	
Blumenthal, Morris (B), Northwestern	1925	Brum, Don (DE), Purdue	1963-69, '72	
Blumer, Herb (E), Missouri	1925-30, '33	Brunner, Scott (DB), Delaware	1985	
Bock, Wayne (T), Illinois	1957	Bryan, Jon (B), Chicago	1922	
Boehm, Evann (C/G), Missouri	2016-17	Bryan, Charlie (RB), Allen (S.C.)	1966-67	
Boggs, Taylor (G), Humboldt State	2016	Bryant, Christian (S), Ohio State	2016	
Bogue, George (B), Stanford	1930	Bryant, Chuck (E), Ohio State	1962	
Bohlmann, Frank (G), Marquette	1942	Bryant, Red (DT), Texas A&M	2015	
Bohm, Ron (DT), Illinois	1987	Bryant, Wendell (DT), Wisconsin	2002-04	
Bojovic, Novo (K), Central Michigan	1985	Buckannon, Deone (SLB), Washington State	2014-18	
Boldin, Anquan (WR), Florida State	2003-09	Buck, Mike (DB), Maine	1995	
Bollinger, Brian (G), North Carolina	1995	Buckeye, Garland (T), None	1920-24	
Bonelli, Ernie (B), Pittsburgh	1945	Bucklin, Tom (B), Idaho	1927	
Bonner, Sherrick (QB), California State-Northridge	1999	Buckowski, Bob (DT), Pittsburgh	1989	
Boone, Alex (G), Ohio State	2017	Bukant, Joe (B), Washington (Mo.)	1942-43	

B	Bababarty, Al (T), Fordham	1938-39, '41-42	Brown, Miles (DL), Wofford	2019
	Babin, Jason (LB), Western Michigan	2015	Brown, Milford (G), Florida State	2006
	Badaczewski, John (G), Western Reserve	1948	Brown, Ralph (CB), Nebraska	2007-09
	Badger, Brad (T), Stanford	2007	Brown, Ray (T), Arkansas State	1986-88
	Bagdon, Ed (G), Michigan State	1950-51	Brown, Robert (TE), Alcorn A&M	1969-70
	Bailey, Claron "Mork" (DB), Utah	1964-65	Brown, Rod (FB), North Carolina State	1997-98
	Bailey, Johnny (RB/KR), Texas A&I	1992-93	Brown, Ron (WR), Colorado	1987
	Bailey, Rodney (DE), Ohio State	2007	Brown, Rush (DT), Ball State	1980-83
	Baker, Al (DE), Colorado State	1983-86	Brown, Terry (DB), Oklahoma State	1969-70
	Baker, Budda (S), Washington	2017	Brown, Theotis (RB), UCLA	1979-81
	Baker, Charles (LB), New Mexico	1980-87	Brubaker, Dick (E), Ohio State	1955, '57
	Baker, Conway (T), Centenary	1936-43, '45	Bruckner, Les (B), Michigan State	1945
	Baker, Mel (WR), Texas Southern	1976	Brum, Don (DE), Purdue	1963-69, '72
	Baker, Roy (B), Southern California	1929-30	Brunner, Scott (DB), Delaware	1985
	Baker, Tony (RB), East Carolina	1989	Bryan, Jon (B), Chicago	1922
	Bakken, Jim (K), Wisconsin	1962-78	Bryan, Charlie (RB), Allen (S.C.)	1966-67
	Balasz, Frank (B), Iowa	1941, '45	Bryant, Christian (S), Ohio State	2016
	Ballard, Jake (TE), Ohio State	2013	Bryant, Chuck (E), Ohio State	1962
	Banjo, Chris (S), Southern Methodist	2019	Bryant, Red (DT), Texas A&M	2015
	Banks, Jason (DE), Grambling	2009	Bryant, Wendell (DT), Wisconsin	2002-04
	Banks, Tom (C), Auburn	1971-80	Buckannon, Deone (SLB), Washington State	2014-18
	Banks, Mike (TE), Iowa State	2002-03	Buck, Mike (DB), Maine	1995
	Bankston, Michael (DL), Sam Houston State	1992-97	Buckeye, Garland (T), None	1920-24
	Banonis, Vince (C), Detroit	1942, '46-50	Bucklin, Tom (B), Idaho	1927
	Barber, Mike (WR), Marshall	1989	Buckowski, Bob (DT), Pittsburgh	1989
	Barfield, John (LB), Texas A&I	1978-80	Bukant, Joe (B), Washington (Mo.)	1942-43

Bulger, Chet (T), Auburn	1942-43, '45-49	Clancy, Sean (LB), Amherst	1979-80	Daniels, Darrell (TE), Washington	2018-
Bullard, Jonathan (DL), Florida	2019-	Clark, Beryl (B), Oklahoma	1940	Daniels, Jerome (G), Northeastern	1997-99
Bulman, Tim (DT), Boston College	2005	Clark, Bill (G), None	1920	Dansby, Karlos (LB), Auburn	2004-09, '13, '17
Bundy, Marquis (WR), New Mexico	2016	Clark, Charles (G), Harvard	1924	Darby, Matt (S), UCLA	1996-97
Burch, John (RB), Tennessee-Martin	1989	Clark, Ernie (LB), Michigan State	1968	Darby, Ramsey (DT), Louisiana State	1983-84
Burke, Anthony (DT), Minnesota	1987	Clark, Gary (WR), James Madison	1993-94	Darling, James (LB), Washington State	2003
Burke, Thomas (DE), Wisconsin	1999-02	Clark, Jesse (RB), Arkansas	1988-89	Davey, Rohan (RB), Louisiana State	2005
Burkett, Jeff (E), Louisiana State	1947	Clark, Jon (T), Temple	1998-00	Davidids-Garrido, Norberto (T), Southern California	2000
Burt, Alex (B), Colorado A&M	1956	Clark, Randy (C), Northern Illinois	1980-86	Davidson, Joe (G), Colgate	1928
Burnett, Ray (B), None	1938	Clasby, Bob (DE), Notre Dame	1986-90	Davis, Bill (T), Texas Tech	1940-41
Burnett, Victor (DE), Fresno State	1948	Clatt, Corwin (B), Notre Dame	1948-49	Davis, Billy (DB), Clemson	1984
Burns, Leon (RB), California State-Long Beach	1978	Clausell, Blaine (OL), Mississippi State	2018	Davis, Cedric (CB), Tennessee State	1995
Burnstein, Brent (DT), Arizona State	1997	Claxton, Ben (C), Mississippi	2009-10	Davis, Charlie (DT), Texas Christian	1975-79
Burton, Jim (DB), Auburn	1963-67	Clay, Charles (TE), Tulsa	2019	Davis, Dexter (DB), Clemson	1991-93
Burton, Ron (LB), North Carolina	1989	Claypool, Ralph (C), Purdue	1925-26, '28	Davis, Greg (K), Citadel	1991-96
Bush, Michael (RB), Louisville	2014	Clayton, Ralph (WR), Michigan	1981	Davis, Jalen (CB), Utah State	2019-
Bush, Steve (TE), Arizona State	2001-03	Clement, Anthony (T), Southwestern Louisiana	1998-04	Davis, Jerry (B), Southeast Louisiana	1948-51
Busler, Ray (T), Marquette	1940-41, '45	Clement, John (B), Southern Methodist	1941	Davis, Leonard (T), Texas	2001-06
Busse, Ellis (B), Chicago	1929	Clemens, Chris (S), Clemson	2014-15	Davis, Paul (LB), North Carolina	1983
Butler, Crezdon (CB), Clemson	2011-12	Cobb, Tom (T), Arkansas	1991	Davis, Ray "Hermit" (E), Birmingham-Southern	1935
Butler, Drew (P), Georgia	2014-16	Cobbins, Lyron (LB), Notre Dame	1937	Davis, Reuben (DB), North Carolina	1992-93
Butler, Hakeem (WR), Iowa State	2019-	Cochran, Antonio (DE), Georgia	2005	Davis, Ron (DE), Virginia State	1973
Butler, Jim (RB), Edward Waters (Fla.).	1972	Cochran, John (B), Wake Forest	1947-50	Davis, Russell (DT), North Carolina	2000-05
Butler, John (B), Tennessee	1944	Coder, Ron (G), Penn State	1980	Davis, Wayne (LB), Alabama	1987-88
Butler, Kevin (K), Georgia	1996-97	Cody, Mac (WR), Memphis	1999-00	Davis, Will (LB), Illinois	2009-10
Butler, Victor (LB), Oregon State	2014	Coffee, Jim (B), Louisiana State	1937-38	Dawson, Doug (G), Texas	1984-86
Butts, Ed (B), Chico State	1929	Colbert, Randy (DB), Lamar	1977	Dawson, Mike (DT), Arizona	1976-82
Butz, Dave (DE), Purdue	1973-74	Cole, Mason (OL), Michigan	2018	Dawson, Phil (K), Texas	2017-18
Byrd, Damiere (WR), South Carolina	2019	Coleman, Ben (T/G), Wake Forest	1993-95	Dave, Thomas (G), North Carolina A&T	1960
Byrd, Dominique (TE), Southern California	2009	Coleman, Derrick (FB), UCLA	2018	DeCorvett, Bill (B), Northwestern	1947-48
Byrd, LaRon (WR), Miami (Fla.)	2012-13	Coleman, Sidney (LB), Southern Mississippi	1991	DeGraffenried, Allen (OL), Vanderbilt	1997-98
Bynes, Josh (LB), Auburn	2017-18	Colhouer, Jake (G), Oklahoma A&M	1946-48	Delevan, Burt (T), Pacific	1955-56
C		Colledge, Daryn (G), Boise State	2011-13	Del Greco, Al (K), Auburn	1987-90
Cahill, Ron (B), Holy Cross	1943	Collier, Tim (CB), East Texas State	1980-81	DeMarco, Bob (G/C), Dayton	1961-69
Cain, Jim (E), Alabama	1949	Collins, George (C), Georgia	1978-82	Demers, Kenny (LB), Michigan	2013-15
Cain, J.W. (WR/TE), Colorado	1974-77	Collins, Paul (B), Missouri	1945	DesJardien, Paul (G), Chicago	1920
Caldwell, Mike (LB), Middle Tennessee State	1997	Combs, Chris (TE), New Mexico	1980-81	Deskin, Versil (E), Drake	1935-39
Camarillo, Rich (P), Washington	1989-93	Compton, Ogden (DB), Hardin-Simmons	1955	DeStefano, Fred (B), Northwestern	1924-25
Campana, A.L., Youngstown State	1953	Conley, Steve (LB), Kansas	1972	Detwiler, Chuck (S), Utah State	1973
Campbell, Bill (G), Oklahoma	1945-49	Conoly, Bill (G), Texas	1946	Devlin, Mike (C), Iowa	1996-99
Campbell, Calais (DE/DT), Miami (Fla.)	2008-16	Conrad, Bobby Joe (FL), Texas A&M	1960-68	Dewell, Bill (E), Southern Methodist	1940-41, '45-49
Campbell, Mark (DT), Florida	1997	Considine, Sean (S), Iowa	2011	Dexter, James (T), South Carolina	1996-99
Canaday, Cameron (LS), Portland State	2016	Cook, Dave (B), Illinois	1934-36	Diamond, Lorenzo (TE), Auburn	2004
Cantor, Leo (B), UCLA	1945	Cook, Edward (G/T), Notre Dame	1960-65	DiBernardo, Rick (LB), Notre Dame	1986
Cantu, Rolando (G), ITESM Monterrey	2005-06	Cook, Michael (T), Boston College	2001	Dickson, Paul (DT), Baylor	1981
Carey, Joe (G), None	1920	Coomer, Joe (T), Stephen F. Austin	1947-49	Dierhl, Charles (G), Idaho	1930-31
Carlson, John (TE), Notre Dame	2014	Cooper, Chris (DE), Nebraska-Omaha	2006-07	Diebold, Dan (G/T), Michigan	1971-83
Carlson, Hal (G), DePaul	1937	Cooper, Jonathan (G), North Carolina	2013-15	Dill, Scott (T), Memphis State	1988-89
Carpenter, Chad (WR), Washington State	1997-99	Cooper, Marcus (CB), Rutgers	2016	Dimancheff, Babe (B), Purdue	1947-50
Carpenter, Steve (DB), Western Illinois	1981	Cooper, Pharoah (WR), Texas Carolina	2018-19	Dishman, Chris (G), Nebraska	1997-2003
Carr, Jim (B), Morris Harvey	1955, '57	Coppage, Al (E), Oklahoma	1940-42	DiTtrich, John (G), Wisconsin	1956
Carr, Lydell (FB), Oklahoma	1989	Cosner, Don (B), Montana State	1939	Dixon, Brian (CB), NW Missouri State	2016
Carrell, Duane (P), Florida State	1977	Cotton, Barney (G), Nebraska	1980-82	Doobar, Conrad (G), Wyoming	1972-77
Carter, Carl (CB), Texas Tech	1986-89	Cousins, Jomo (DE), Florida A&M	1987	Dockett, Darrell (DT), Florida State	2004-14
Carson, Glenn (LB), Penn State	2014	Cowan, Larry (RB), Jackson State	1998	Dogbe, Michael (DL), Temple	2019-
Carter, David (DT), UCLA	2011-12	Cowhig, Jerry (B), Notre Dame	1950	Donckers, Bill (DB), San Diego State	1976-77
Carter, Dyshod (CB), Kansas State	2004-05	Crabtree, Michael (WR), Texas Tech	1919	Doonan, John (B), Georgetown	1947-48
Carter, Joe (E), Southern Methodist	1945	Crangle, John (B), Illinois	1923	Dora, Vontarius (LB), Louisiana Tech	2018-19
Carter, Pat (TE), Florida State	1996-97	Cress, Bill (B), Louisiana State	1937	Dorris, Andy (DE), New Mexico State	1973
Carter, Ross (G), Oregon	1936-39	Creighton, Milan (E), Arkansas	1931-37	Doucet, Eryl (WR), Louisiana State	2008-12
Carter, Willie (B), Tennessee State	1953	Crenshaw, Willis (FB), Kansas State	1964-69	Doues, Forrest (T), Washington & Jefferson	1932
Case, Stoney (DB), New Mexico	1995-98	Criswell, Kirby (DE), Kansas	1980-81	Dougherty, Phil (C), Santa Clara	1938
Cason, Antoine (CB), Arizona	2013	Crittendon, John (E), Wayne State	1954	Dove, Bob (E), Notre Dame	1948-53
Castille, Tim (FB), Alabama	2008	Cromatie, Antonio (CB), Florida State	2014	Dowdell, Marcus (WR), Tennessee State	1995-96
Catanzaro, Chandler (K), Clemson	2014-16	Croom, Larry (RB), Nevada-Las Vegas	2004	Dowell, Gwyn (B), Texas Tech	1935-36
Cater, Greg (P), Tennessee-Chattanooga	1986-87	Cross, Bill (B), West Texas State	1951-53	Dowling, Pat (E), DePaul	1929
Caywood, Les (G), St. John's (N.Y.).	1931	Cross, Bob (T), Stephen F. Austin	1958-59	Downs, Michael (FS), Rice	1989
Cecil, Chuck (FS), Arizona	1993	Crow, John David (RB), Texas A&M	1958-67	Doyle, Ted (E), Nebraska	1944
Celestino, Oliver (SS), Texas Southern	2007-08	Crow, Landon (DB), Southern California	1995-57	Drake, Kenyan (RB), Alabama	2019-
Celsters, Larry (RB), Stephen F. Austin	1990-98	Crowder, Earl (B), Oklahoma	1939	Drake, Kevin (WR), Alabama-Birmingham	1998
Chachere, Andre (CB), San Jose State	2019	Crum, Bob (DE), Arizona	1974	Drake, Jerry (DT), Hastings (Neb.).	1995-00
Chamberlin, Guy (C), Nebraska	1927	Crum, Dwayne (DB), Fresno State	1973-76	Dray, Jim (TE), Stanford	2010-13, '17
Chandler, Al (TE), Oklahoma	1978-79	Cuff, Ward (B), Marquette	1946	Drescher, Justin (LS), Colorado	2017
Chandler, Chris (DB), Washington	1991-93	Culpepper, Edward (G), Alabama	1958-60	Driscoll, John "Paddy" (B), Northwestern	1920-25
Chapura, Dick (DT), Missouri	1990	Cunningham, Ed (C), Washington	1992-95	Driskill, Joseph (DB), Northeast Louisiana	1960-61
Chapier, Len (B), Illinois	1921	Cunningham, Eric (G), Penn State	1980	Druis, Al (B), Temple	1945-46
Chappell, Leon (G), None	1920-21	Cunningham, Corey (OL), Cincinnati	2018	Duda, Mark (DT), Maryland	1983-87
Chavous, Corey (DB), Vanderbilt	1998-2001	Cunningham, Rick (T), Texas A&M	1992-94	Duerson, Dave (DB), Notre Dame	1991-93
Cheatham, Lloyd (DB), Auburn	1942	Cuozzo, Gary (DB), Virginia	1972	Dugan, Len (C), Wichita	1937-39
Cherry, Ed (B), Hardin-Simmons	1938-39	Cuppolletti, Bree (G), Oregon	1934-38	Duggan, Gil (T), Oklahoma	1942-43, '45
Chickillo, Nick (G), Miami (Fla.)	1953	Curcillo, Tony (B), Ohio State	1953	Duggins, George (E), Purdue	1934
Childress, Joe (RB), Auburn	1960, '62-65	Curran, Harry (B), Boston College	1920-21	Dukes, Jamie (C), Florida State	1995
Childs, Jim (WR), California Poly-San Luis Obispo	1978-80	Currie, Herschel (DB), Oregon State	1994	Dulin, Gary (DE), Ohio State	1986-87
Chilton, Gene (C), Texas	1986-87	Currian, Don (E), Boston College	1943	Dunbar, Karl (DE), Louisiana State	1994-95
Chisick, Andy (C), Villanova	1940-41	Curry, Clarence (CB), Villanova	2004	Duncan, Clyde (WR), Tennessee	1984-85
Christenson, Marty (B), Minnesota	1940	Curtis, Travis (FS), West Virginia	1987-88	Duncan, Tim (K), Oklahoma	2002-03
Christian, Gerald (TE), Louisville	2015	Curzon, Harry (B), None	1928	Duncum, Bobby (T), West Texas State	1968
Christian, Marqui (S), Midwestern State	2016	D		Dunn, Joe (B), Marquette	1925-26
Christman, Paul (DB), Missouri	1945-49	Daanen, Jerry (WR), Miami (Fla.)	1968-70	Dunstan, Elwyn (T), Portland	1938-39
Christopherson, Ryan (FB), Wyoming	1996	Daddio, Bill (E), Pittsburgh	1941-42	Dupre, Malachai (WR), Louisiana State	2018
Ciccone, Ben (C), Duquesne	1942	Daftney, Bernard (G), Tennessee	1995	Duren, Clarence (S), California	1973-76
Clancy, Kendrick (DT), Mississippi	2006	Dahms, Tom (T), San Diego State	1956	Durko, John (E), Albright	1945



Dwyer, Nate (DT), Kansas	2002	Foster, D.J. (RB), Arizona State	2017	Gray, Cecil (G/T), North Carolina	1995
Dye, Ernest (G), South Carolina	1993-96	Foster, Larry (WR), Louisiana State	2003	Gray, Earnest (WR), Memphis State	1985
Dykes, Kellen (DT), West Virginia	2009-10	Foster, Ralph (T), Oklahoma A&M	1945-46	Gray, Ken (G), Howard Payne	1958-69
Dysert, Zac (QB), Miami (Ohio)	2016	Fox, Chas (WR), Furman	1986	Gray, Mel (WR), Missouri	1971-82
E		Francis, Gene (B), Chicago	1926	Gray, Oscar (FB), Arkansas	1995
Eason, Nick (DT), Clemson	2011-12	Francisco, Aaron (S), Brigham Young	2005-08	Gray, Tim (DB), Texas A&M	1975
Eason, Nijrell (DB), Arizona State	2002	Franklin, George (RB), Texas A&I	1977-78	Graybill, Mike (T), Boston University	1990
Eaton, Tracey (S), Portland State	1942	Fredrickson, Rob (LB), Michigan State	1999-02	Green, Eric (CB), Virginia Tech	2005-08
Eblil, Ray (E), Notre Dame	1942	Freney, Dwight (LB), Syracuse	2015	Green, Justin (FB), Montana	2009
Echols, Fate (T), Northwestern	1962-63	Fritsch, Ernest (C), Detroit	1960	Green, Marshay (CB), Mississippi	2011
Eckl, Bob (T), Wisconsin	1945	Fua, Alani (LB), Brigham Young	2015-16	Green, Roy (DB/WR), Henderson State	1979-90
Edmonds, Chase (RB), Fordham	2018	Fugler, Dick (T), Tulane	1954	Greene, Doug (DB), Texas A&I	1978
Edwards, Anthony (WR), New Mexico Highlands	1948-49	Fuller, Frank (DT), Kentucky	1959-62	Greene, D.E. Loyola (ILL.)	1926-27
Edwards, Cid (RB), Tennessee State	1968-71	Fuller, Larry (B), None	2015	Greene, Frank (B), Tulsa	1934
Edwards, Eric (TE), Louisiana State	2004-05	Furlington, John (G), Washington State	1945	Greene, Ken (DB), Washington State	1978-82
Egan, Dick (E), Wilmington	1920-23	Furnell, Will (QB), Virginia Tech	1993	Greer, Curtis (DE), Michigan	1980-87
Eggers, Doug (LB), South Dakota State	1958	G		Greisen, Chris (QB), Northwest Missouri State	1999-01
Eikenberg, Charles (QB), Rice	1948	Gabbert, Blaine (QB), Missouri	2017	Gresham, Jermaine (TE), Oklahoma	2015-18
Eliopoulos, Jim (LB), Wyoming	1983	Gallard, Lamont (OL), Georgia	2019	Grice, Marion (RB), Arizona State	2014
Elkins, Falt (B), Marshall	1939	Gaines, Wendall (TE/DT), Oklahoma State	1994-95	Griffin, Bob (C/G), Arkansas	1961
Ellington, Andre (RB), Clemson	2013-17	Gainer, Charles (E), North Dakota	1939	Griffin, Jeff (CB), Utah	1981-85
Ellington, Dante (T), Alabama	2005	Gallen, Jim (K), Minnesota	1987	Griffith, Homer (B), Southern California	1934
Ellis, Walt (T), Detroit	1926-27	Galloway, David (DT), Florida	1982-89	Griffith, Robert (FS), San Diego State	2005-06
Ellstrom, Marv (B), Oklahoma	1936	Gambrell, Billy (E), South Carolina	1963-67	Grigas, John (B), Holy Cross	1944-44
Elizay, Charles (C), Southern Mississippi	1960-61	Gandy, Mike (T), Notre Dame	2007-09	Groom, Jerry (C), Notre Dame	1951-55
Ellwell, Jack (E), Purdue	1962	Garcia, Gerald (DT), Western Michigan	1987-88	Grooms, Elio (DE), Tennessee Tech	1982-85
Emerson, Vernon (T), Minnesota-Duluth	1969-71	Garcia, Frank (G/C), Washington	2003	Grosvemor, George (CB), Colorado	1936-37
Engelbrecht, Paul (G), Northwestern	1933	Garcia, Max (OL), Florida	2019	Groves, Quentin (LB), Auburn	2012
England, Eric (DE), Texas A&M	1994-96	Gardeck, Dennis (LB), Sioux Falls	2018	Gruddautria, Mike (C), Central Florida	2000-02
Enich, Steve (G), Marquette	1945	Garlich, Chris (LB), Missouri	1979	Guglielmi, Ralph (QB), Notre Dame	1961
Erickson, Hal (B), Washington & Jefferson	1925-28	Gasza, Sammy (DB), Texas-El Paso	1987	Gulley, Kevin (CB), Louisiana State	1989
Erickson, Mickey (C), Northwestern	1930-31	Gasparella, Joe (B), Notre Dame	1951	Gunter, Rodney (DT), Delaware State	2015-19
Esiason, Boomer (QB), Maryland	1996	Gaston, Bruce (NT), Purdue	2010	Guynes, Thomas (T), Michigan	1997-98
Esser, Clarence (E), Wisconsin	1947	Gatewood, Curtis (LB), Vanderbilt	2014	H	
Etcheversy, Sam (QB), Denver	1961-62	Gaut, Prentice (RB), Oklahoma	1951-57	Haayer, Adam (G/T), Minnesota	2005
Euhus, Tim (TE), Oregon State	2007	Gay, Bill (B), Notre Dame	1961-62	Hackbart, Dale (DB), Wisconsin	1971-72
Evans, Dick (E), Iowa	1940-43	Gay, William (CB), Louisville	2012	Hadd, Gary (DT), Minnesota	1989
Evans, Earl (T), Harvard	1925	Gedney, Chris (TE), Syracuse	1997-98	Hadnot, Rex (G), Houston	2010-11
Evans, Scott (DL), Oklahoma	1991	Gehrke, Fred (B), Utah	1980	Haggans, Clark (LB), Colorado State	2008-11
F		Gelbaugh, Stan (QB), Maryland	1991	Hairston, Carl (DT), Maryland-Eastern Shore	1990
Failing, Fred (G), Central Junior College (Kan.)	1930	George, Steve (DT), Houston	1974	Hall, John (B), Texas Christian	1940-41, '43
Fain, Richard (DB), Florida	1991	Gen, Joe (B), Georgia	1952	Hall, Ken (RB), Texas A&M	1959, '61
Fainaka, Paul (G), Arizona State	2013-14	German, Jim (B), Centre	1940	Hall, Max (QB), Brigham Young	2010-11
Faneau, Alan (G), Louisiana State	2010	Gersbach, Carl (LB), West Chester State	1976	Halloran, Shawn (QB), Boston College	1987
Fanucci, Ledio (T), Fresno State	1954	Gershanich, Vernon (G), Auburn	1943	Halstrom, Bernie (B), Illinois	1920-21
Fann, Chad (TE), Florida A&M	1993-95	Gibbons, Austin (C), DePaul	1929	Hambirick, Troy (RB), Savannah State	2004
Farmer, Ted (RB), Oregon	1978	Giblin, Robert (DB), Houston	1977	Hamilton, Lawrence (WR), Stephen F. Austin	2004
Farr, Miller (DB), Wichita State	1970-72	Gibson, Mike (G/C), California	2012-13	Hammack, Malcolm (RB), Florida	1955, '57-66
Fatafehi, Mario (DT), Kansas State	2001-02	Gilbert, Freddie (DE), Georgia	1989	Hammond, Gary (WR), Southern Methodist	1973-76
Faulk, Trey (LB), Louisiana State	2002-03	Gilbert, Marcus (OL), Florida	2019	Handler, Phil (G), Texas Christian	1930-36
Faulkner, Jeff (DE), Southern	1991-92	Gilchrist, George (T), Tennessee State	1953	Hanke, Carl (E), Minnesota	1924
Fauria, Joseph (TE), UCLA	2015	Gill, Randy (LB), San Jose State	1978	Hanson, Bob (B), Loras	1948
Faust, George (BE), Minnesota	1939	Gillen, John (LB), Illinois	1981-82	Hansen, Cliff (B), Luther	1933
Favon, Calvin (FB), Southeast Louisiana	1979-82	Gillette, Walker (WR), Richmond	1972-73	Hansen, Homer (G), Kansas State	1935-36
Feagles, Jeff (P), Miami (Fla.)	1994-97	Gilliam, John (WR), South Carolina State	1969-71	Harder, Pat (B), Wisconsin	1946-50
Feely, Jay (K), Michigan	2010-13	Gilles, Fred (T), Cornell	1920-28	Hardy, Darryl (LB), Tennessee	1994-95
Fells, Darren (TE), California-Irvine	2014-16	Gillis, Don (C), Rice	1958-63	Hardy, Jim (B), Southern California	1949-51
Ferrell, Earl (RB), East Tennessee State	1982-89	Gilmore, Bryan (WR), Midwestern State (Tex.)	2000-01	Hardy, Terry (TE), Southern Mississippi	1998-2001
Ferri, Diamond (RB), Syracuse	2006	Ginn Jr., Ted (WR), Ohio State	2014	Hargrove, Jim (LB), Howard Payne	1971-72
Ferry, Lou (T), Villanova	1951	Giordano, Dan (LB), Cincinnati	2013	Harmion, Ham (C), Tulsa	1937
Field, Amos (WR), Montclair State	1990-91	Glassgow, Willis (B), Iowa	1931	Harrell, Willard (RB), Pacific	1978-84
Field, Hoak (LB), Baylor	1982	Glennon, Mike (QB), North Carolina State	2018	Harrington, Perry (RB), Jackson State	1984-85
Field, Harry (T), Oregon State	1934-36	Glick, Frederick (DB), Colorado A&M	1960-61	Harris, Bob (LB), Auburn	1983-85
Fife, Ralph (G), Pittsburgh	1942, '45	Goble, Les (B), Alfred	1954-55	Harris, Ike (WR), Iowa State	1977-78
Fina, John (T), Arizona	2002	Goldberg, Marshall "Biggie" (B/DB), Pittsburgh	1939-40	Harris, Kenny (DB), North Carolina State	1997
Finn, Bernie (B), Holy Cross	1932		46-48	Harris, Odie (DB), Sam Houston State	1992-94
Finnie, Roger (T), Florida A&M	1973-78	Golden, Brittan (WR), West Texas A&M	2013-17	Harris, Quentin (DB), Syracuse	2002-05
Finnin, Tom (T), Detroit	1957	Golden, Markus (LB), Missouri	2015-18	Harris, William (TE), Bishop	1987
Fischer, Bill (T), Notre Dame	1949-53	Golditch, Zack (OL), Colorado State	2018	Harrison, Reggie (RB), Cincinnati	1974
Fischer, Pat (DB), Nebraska	1961-67	Goldman, Sam (E), Ohio State	1948	Hart, Jim (QB), Southern Illinois	1966-83
Fisher, Ev (B), Santa Clara	1938-39	Goldsberry, John (T), Indiana	1949-50	Hart, Lawrence (TE), Southern	2001
Fisher, Levar (LB), North Carolina State	2002-03	Gonzalez, Zane (K), Arizona State	2018	Hartfield, Trevon (CB/S), SW Oklahoma State	2016
Fisher, Mike (WR), Baylor	1981	Goode, Irv (G/C), Kentucky	1962-71	Hartle, Greg (LB), Newberry (S.C.)	1974-76
Fiske, Max (B), DePaul	1937	Goode, John (TE), Youngstown State	1984	Hartung, George (G), Chicago	1924
Fitts, Kylie (LB), Utah	2019	Gooden, Zavier (LB), Missouri	2016	Hartsorn, Larry (G), Kansas State	1955
Fitzgerald, Larry (WR), Pittsburgh	2004	Goodman, Aubrey (T), Chicago	1927	Harvey, Frank (FB), Georgia	1994
Fitzgibbon, Paul (B), Creighton	1928	Goodman, Don (RB), Cincinnati	1987	Hayes, Ken (LB), California	1988-93
Flagler, Terrence (RB), Clemson	1990-91	Goodspeed, Mark (T), Nebraska	1980	Hasselbeck, Tim (QB), Boston College	2007
Flanagan, Latham (E), Carnegie Tech	1931	Goodwin, C.J. (CB), California (PA)	2017	Hatley, John (G), Sul Ross State	1954-55
Fleming, Antonio (G), Georgia	1998	Gordon, Bob (B), Tennessee	1958	Hauser, Art (G), Xavier	1959
Fleming, Jamell (CB), Oklahoma	2012-13	Gordon, Lou (T), Illinois	1930-35	Hayden, Leo (RB), Ohio State	1972-73
Flenniken, Max (B), Geneva	1930	Gorin, Brandon (T), Purdue	2006	Hayes, Gerald (LB), Pittsburgh	2003-10
Florence, Paul (E), Loyola (ILL.)	1920	Goss, Jason (CB), Texas Christian	2003	Hayes, Jarius (TE), North Alabama	1996, '98
Floyd, Eric (G), Auburn	1995	Gossett, Colby (OL), Appalachian State	2018	Healy, Chip (LB), Vanderbilt	1969-70
Floyd, John (WR), Northeast Louisiana	1981	Grave, Steve (C), Arizona	1996-99	Heap, Todd (TE), Arizona State	2011-12
Floyd, Michael (WR), Notre Dame	2012-16	Graham, Aaron (C), Nebraska	2002-03	Hearst, Garrison (RB), Georgia	1993-95
Folston, James (LB), Northeast Louisiana	1999-2000	Graham, Al (G), None	1932-33	Heater, Don (RB), Montana Tech	1972
Folz, Art (B), Chicago	1923-25	Graham, Ben (P), Deakin (Australia)	2008-11	Heftin, Victor (DB), Delaware State	1983
Foot, Larry (LB), Michigan	2014	Graham, Kent (QB), Ohio State	1996-97	Heidel, Jimmy (DB), Mississippi	1966
Ford, Rudy (S/CB), Auburn	2017-19	Gramatica, Bill (K), South Florida	2001-03	Heiseld, Brian (RB), Bucknell	1994
Forney, Phil (LB), East Tennessee State	1987	Granger, Charles (G/T), Southern	1961	Henke, Ed (DE), South Carolina	1961-63
		Grant, Hugh (B), St. Mary's (Calif.)	1928	Hennessey, Jerry (E), Santa Clara	1950-51



ARIZONA CARDINALS

Henry, Steve (DB), Emporia State	1979-80
Heron, Fred (DT), San Jose State	1966-72
Hickman, Larry (B), Baylor	1959
Hicks, Jordan (LB), Texas	2019
Higgins, Jim (G), Trinity Texas	1941
Higgins, Tom (T), North Carolina	1953
Higgs, Mark (RB), Kentucky	1994-95
Highsmith, Ali (LB), Louisiana State	2008-09
Hightower, Tim (RB), Richmond	2008-10
Hill, Bronson (RB), Eastern Michigan	2017
Hill, Don (B), Stanford	1929
Hill, Eric (LB), Louisiana State	1989-97
Hill, Irv (B), Trinity (Tex.)	1931-32
Hill, James (DB), Sam Houston State	1960-64
Hill, King (DB), Rice	1960-69
Hill, Randal (WR), Miami (Fla.)	1991-94
Hill, Renaldo (CB), Michigan State	2001-04
Hillebrand, Jerry (LB), Colorado	1967
Hinchman, Hub (B), Butler	1933-34
Hoage, Terry (S), Georgia	1994-96
Hobley, Liffort (DB), Louisiana State	1985
Hobson, Victor (LB), Michigan	2008
Hock, John (T), Santa Clara	1950
Hodel, Nathan (LS), Illinois	2001-08
Hodges, Gerald (LB), Penn State	2018
Hodgins, James (FB), San Jose State	2003-05
Hoel, Bob (G), Pittsburgh	1937-38
Hoey, George (DB), Michigan	1971
Hoffman, John (DE), Hawaii	1972
Hogan, Tom (T), Detroit	1926
Hogebloom, Gary (DB), Central Michigan	1989
Hogland, Doug (G), Oregon State	1956-58
Hogue, Murrell (T), Centenary	1929
Holden, Will (G/T), Vanderbilt	2017-18
Holiday, Carlyle (WR), Notre Dame	2005-06
Holliday, Ronnie (DE), North Carolina	2011-12
Holloway, David (LB), Maryland	2007
Holloway, Johnny (CB), Kansas	1987
Holloway, Randy (DE), Pittsburgh	1984
Holm, Bernie (B), Alabama	1932
Holman, Scott (WR), Oregon	1986
Holmer, Walt (B), Northwestern	1931-32
Holmes, Don (WR), Mesa College (Colo.)	1986-90
Holmes, Gabe (TE), Purdue	2017-18
Holmes, Lester (G), Jackson State	1998-00
Holt, Terrence (FS), North Carolina State	2007
Hood, Roderick (CB), Auburn	2007-08
Hoops, Bryan (DT), Arizona State	1994
Horne, Greg (P), Arkansas	1987-88
Horstmann, Roy (B), Purdue	1934
Horween, Arnold (B), Harvard	1921-24
Horween, Ralph (B), Harvard	1921-23
Houghton, Jerry (T), Washington State	1951
Houser, John (G/T), Redlands	1963
Housler, Rob (TE), Florida Atlantic	2011-14
Howard, Thomas (LB), Texas Tech	1984-85
Howard, Ty (CB), Ohio State	1997-98
Hoyer, Brian (DB), Michigan State	2012
Hubert, Chris (WR), Fayetteville State	2016
Huff, Orlando (LB), Fresno State	2005-06
Huffman, Frank (G), Marshall	1939-41
Hughes, Bernie (C), Oregon	1934-36
Hughes, Robert (RB), Notre Dame	2014
Hughes, Van (DT), Southwest Texas State	1986
Hultz, George (OT), South Mississippi	1962
Hummel, Arnie (B), Lombard	1927
Humphrey, Buddy (DB), Baylor	1963-65
Humphries, D.J. (OL), Florida	2015
Hurdley, Brett (DB), UCLA	2019
Hurley, Ricky (LB), Arizona	1988
Hunter, Darrell (CB), Miami (Ohio)	2006
Hunter, Monty (DB), Salem College	1983
Hunter, Patrick (CB), Nevada	1995
Hurtburt, John (G), Chicago	1924-25
Husmann, Ed (G), Nebraska	1953, '56-59
Hust, Al (E), Tennessee	1946
Hutchison, Chuck (G), Ohio State	1970-72
Hyatt, Freddie (WR), Auburn	1968-72
Hyche, Steve (LB), Livingston	1991-93

I

Illman, Ed (B), Montana	1928
Imhof, Martin (DE), San Diego State	1972
Irving, Terry (LB), McNeese State	1994-98
Isaacson, Ted (T), Washington	1934-35
Isabella, Andy (WR), Massachusetts	2019
Issa, Jabari (DE), Washington	2000-01
Iupati, Mike (G), Idaho	2015-18
Ivy, Frank (Pop), (E), Oklahoma	1940-42, '45-47
Iwebema, Kenny (DE), Iowa	2008-10
Izo, George (DB), Notre Dame	1960

J

Jackie, Chris (K), Texas-El Paso	1998-99
Jackson, Arnold (WR), Louisville	2001-02
Jackson, Charles (B), Southern Methodist	1958
Jackson, Dexter (FS), Florida State	2003-04
Jackson, James (RB), Miami	2005
Jackson, John (WR), Southern California	1990-92
Jackson, Mark (CB), Abilene Christian	1987
Jackson, Roland (FB/LB), Rice	1962
Jacobs, Mary (T), None	1962
Jagielski, Harry (T), Indiana	1946
James, Edgerrin (RB), Miami (Fla.)	2006-08
James, Javaris (RB), Miami (Fla.)	2012
Jankovich, Keever (E), Pacific	1953
Jarostchuk, Ilia (LB), New Hampshire	1987-88, '89
Jax, Garth (LB), Florida State	1989-95
Jefferson, A.J. (CB), Fresno State	2010-11
Jefferson, D.C. (TE), Rutgers	2013
Jefferson, Tony (S), Oklahoma	2013-16
Jeffery, Tony (WR), Texas Christian	1988
Jenkins, Marlay (RB), Nebraska-Omaha	1999-02
Jenkins, Mike (CB), South Florida	2016
Jennings, John (T), Ohio State	1950-57
Joe, Leon (LB), Maryland	2004
John, Ulrick (T), Georgia State	2016-17
Johnson, Al (C), Wisconsin	2007-08
Johnson, Al (B), Kentucky	1939-41
Johnson, Bobby (DB), Texas	1985-86
Johnson, Brandon (LB), Louisville	2006-07
Johnson, Bryant (WR), Penn State	2003-07
Johnson, Charles (DB), Grambling	1981
Johnson, Charley (DB), New Mexico State	1961-69
Johnson, Chris (RB), East Carolina	2015-17
Johnson, Chuckie (DT), Auburn	1993
Johnson, David (RB), Northern Iowa	2015-19
Johnson, Dirk (P), Northern Colorado	2008
Johnson, D.J. (DB), Kentucky	1996
Johnson, Dennis (DE), Kentucky	2002-03
Johnson, Eric (LB), Nebraska	2005
Johnson, Gregory (SS), Oklahoma State	1987
Johnson, Herman (G/T), Louisiana State	2009
Johnson, Jaymar (WR), Jackson State	2011
Johnson, Jerome (FB), Nevada	2010
Johnson, Johnny (RB), San Jose State	1990-92
Johnson, KeeSean (WR), Fresno State	2019
Johnson, Leonard (CB), Iowa State	2018
Johnson, LeShon (RB), Northern Illinois	1995-97
Johnson, Paris (DB), Miami (Ohio)	1999
Johnson, Rashad (S), Alabama	2009-15
Johnson, Ray (B), Denver	1940
Johnson, Teyo (TE), Stanford	2005
Johnson, Troy (WR), Southern	1986-87
Johnston, Jim (B), Washington	1946
Jonassen, Eric (G), Bloomsburg (Pa.)	1996-97
Jones, Ben (B), Grove City	1927-28
Jones, Chandler (LB/DE), Syracuse	2016
Jones, Chris (CB), Nebraska	2018
Jones, Ernie (WR), Indiana	1988-92
Jones, Freddie (TE), North Carolina	2002-04
Jones, Greg (LB), Colorado	2002
Jones, Jock (LB), Virginia Tech	1991-93
Jones, Mike (DE), North Carolina State	1991-93
Jones, Onrea (WR), Hampton	2010
Jones, Steve (RB), Duke	1974-78
Jones, Thomas (RB), Virginia	2000-02
Jones, Tony (DB), Syracuse	1995
Jones, Tyrone (LB), Southern	1988
Jordan, Kevin (WR), UCLA	1996
Jordan, Tony (RB), Kansas State	1988-89
Jorden, Tim (TE), Indiana	1989-91
Joyce, Don (T), Tulane	1951-53
Joyce, Matt (OL), Richmond	1996-00
Joyce, Terry (P), Missouri Southern	1976-77
Joyner, Seth (LB), Texas-El Paso	1994-96
Jue, Bhawoh (S), Penn State	2007
Junior, E.J. (LB), Alabama	1981-88
Junkin, Trey (TE/LS), Louisiana Tech	1996-2001

K

Kanoff, Charles (DB), Princeton	2018
Karras, John (B), Illinois	1952
Karwalas, John (E), Michigan	1947
Kasper, Kevin (WR), Iowa	2002-03
Kaspepek, Dick (C), Iowa State	1966-68
Kassel, Charles (E), Illinois	1929-33
Kauahi, Kani (C), Hawaii	1989-91, '93
Kay, Bill (DB), Purdue	1984
Keane, Tom (B), West Virginia	1955
Kearney, Tim (LB), Northern Michigan	1976-81
Keams, Tom (T), Miami (Fla.)	1946
Keenan, Sean (DB), Williams (Mass.)	2000
Kehr, Rick (G), Carthage	1982
Keiser, Thomas (LB), Stanford	2014

Keith, Brandon (T), Northern Iowa	2008-11
Keithley, Gary (DB), Texas-El Paso	1973-75
Kelemete, Senio (G), Washington	2012
Kellogg, Bill (B), Syracuse	1926
Kellogg, Bob (B), Northeast Louisiana/Tulane	1940
Kellogg, Clarence (B), St. Mary's (Calif.)	1936
Kellum, Marv (LB), Wichita State	1977
Kelly, Tommy (DT), Mississippi State	2014
Kendall, Pete (G), Boston College	2001-03
Kennard, Derek (G), Nevada	1986-90
Kenneally, George (G), St. Bonaventure	1930
Kerr, Zach (DL), Delaware	2019
Keseday, Bob (TE), Texas-El Paso	1987
Keys, Brady (DB), Colorado State	1966
Keys, Isaac (LB), Morehouse	2004-05
Kichefski, Walt (E), Miami (Fla.)	1944
Kiestling, Walt (G), St. Thomas (Minn.)	1929-33
Kiley, Roger (E), Notre Dame	1923
Killehr, Lyons (G), None	1928
Kinder, G.T., Tennessee State	1974-75
Kinzie, George (B), Tulane	1954
King, Andy (B), West Virginia	1923-24
King, Emmett (B), None	1954
King, Jeff (TE), Virginia Tech	2011-13
King, Kenny (DT), Alabama	2003-06
King, Shaun (DB), Tulane	2004
Kingery, Ellsworth (B), Tulane	1954
Kirk, Christian (WR), Texas A&M	2018
Kirk, Randy (LB), San Diego State	1989, '94-95
Klumb, Tony (E), Illinois	1951-52
Kline, John (E), Washington State	1939-40
Knafelc, Gary (E), Colorado	1954
Knight, Charles (C), Loyola (Ill.)	1920-21
Knight, Shawn (DT), Brigham Young	1989
Knight, Tom (CB), Iowa	1997-2001
Knox, John (B), Creighton	1942, '45
Knox, Kevin (WR), Florida State	1994
Kochel, Mike (G), Fordham	1939
Koegel, Warren (G), Penn State	1973
Koehler, Bob (G), Northwestern	1921-26
Koken, Mike (B), Notre Dame	1933
Kolb, Kevin (DB), Houston	2011-12
Koldziej, Ross (DT), Wisconsin	2004-06, '07
Koman, William (LB), North Carolina	1959-67
Komar, Max (WR), Idaho	2010
Konovsky, Bob (G), Wisconsin	1956-58
Korts, Ken (DT), Louisville	1964
Kreider, Dan (FB), New Hampshire	2009
Krejci, Joe (E), Peru State (Ind.)	1934
Krieg, Dave (DB), Milton	1995
Krueger, Rolf (DE), Texas A&M	1969-71
Kuharich, Joe (G), Notre Dame	1940-41, '45
Kupp, Craig (DB), Pacific Lutheran	1991
Kutner, Mal (E), Texas	1946-50
Kuzman, John (T), Fordham	1941

L

LaBoy, Travis (DE/LB), Hawaii	2008
Lach, Steve (B), Duke	1942
Ladd, Jim (E), Bowling Green	1954
Laffey, Greg (TE), Louisiana State	1981-85
Lahoud, Mike (G), Wyoming	1970
Lainhart, Porter (B), Washington State	1933
Lamb, Rod (B), Lombard	1926-27, '33
Lane, Dick "Night Train" (CB), Scottsbluff J.C.	1954-59
Lane, MacArthur (B), Utah State	1968-71
Lange, Bill (G), Dayton	1954-55
Lange, Jim (E), Montana State	1929
LaRosa, Paul (E), None	1920-21
Larsen, Ted (G/C), North Carolina State	2014-15
Larson, Fred (C), Notre Dame	1929
Larson, Lou (B), None	1929
Larson, Paul (DB), California	1957
Lasker, Greg (FS), Arkansas	1988
Lassiter, Kwamie (DB), Kansas	1995-02
Latin, Jerry (CB), Northern Illinois	1975-78
Lattorette, Chuck (DB/P), Rice	1967-68, '70-71
Lauro, Lin (B), Pittsburgh	1951
Lawrence, Jim (B), Texas Christian	1936-39
Lawson, Javone (WR), Louisiana-Lafayette	2013
Leach, Mike (LS), William & Mary	2009-15
Leahy, Ryan (OL), Notre Dame	1997
Leasy, Wesley (LB), Mississippi State	1995-96
Leckey, Nick (C), Kansas State	2004-06
Ledbetter, Homer (B), Arkansas	1932-33
Lee, Andy (P), Pittsburgh	2017
Lee, Bobby (E), Minnesota	1968
Lee, Charles (WR), Central Florida	2005
Lee, Jeff (WR), Nebraska	1980
Lee, John (K), UCLA	1986
Lee, Monte (LB), Texas	1961
Lee, Oudious (DT), Nebraska	1980
Leinart, Matt (QB), Southern California	2006-09



O

Oates, Brad (T), Brigham Young	1976-77, '79-80
Obeck, Vic (G), Springfield	1945
Obiozor, Cyril (LB), Texas A&M	2010
O'Brian, Dave (LB), Boston College	1966-67
O'Connor, Dan (G), Georgetown	1920-24
Odenigbo, Ifeadi (DL), Northwestern	2018
Odiambo, Rees (OL), Boise State	2018
O'Donoghue, Neil (K), Auburn	1980-85
Ofahengbe, Tevita (TE), Brigham Young	2001
Ogden, Ray (FL), Alabama	1965-66
Ogle, Rick (LB), Colorado	1971
Oglesby, Cedric (K), South Carolina State	2001
Ohaletse, Ifeanyi (GS), Southern California	2004
Ohnberger, Rich (C), Penn State	2012
Okafor, Alex (LB), Texas	2013-16
Okeafu, Chike (DE/LB), Purdue	2005-09
Okobi, Chucky (C), Purdue	2007
Okoniewski, Steve (DT), Washington	1976
Oldham, Chris (DB), Oregon	1991-94
Olerich, Dave (LB), San Francisco	1969-70
Oliver, Clancy (CB), San Diego State	1973
Oliver, Vince (DB), Indiana	1945
Olson, Carl (T), UCLA	1942
Oliszewski, Johnny (RB), California	1953-57
Osborne, Eldonta (LB), Louisiana Tech.	1990
Osborne, Richard (TE), Texas A&M	1979
Otis, Jim (DB), Ohio State	1973-78
Ottis, Brad (RT), Wayne State (Neb.)	1996-2000
Owens, Don (DT), Southern Mississippi	1960-63
Owens, Luke (DB), Kent State	1958-65
Owens, Marv (WR), San Diego State	1973

P

Pace, Calvin (LB), Wake Forest	2003-07
Painter, Vinston (T/G), Virginia Tech	2007
Palepoi, Anton (DE), Nevada-Las Vegas	2005
Palmer, Carson (DB), Southern California	2013-17
Palmer, Scott (DT), Texas	1937
Pancieri, Don (DB), San Francisco	1952
Panelli, John (FB/LB), Notre Dame	1951-53
Panfil, Kenneth (T), Purdue	1960-62
Pangle, Hal (CB), Oregon State	1935-38
Pappio, Joe (B), Haskell	1930
Pardoner, Earl (B), Purdue	1934-35
Paremore, Bob (RB), Florida A&M	1963-64
Parish, Don (LB), Stanford	1970-72
Parker, Buddy (LB), Centenary	1937-43
Parker, Ezekiel (WR), Louisville	2002
Parker, Joe (E), Texas	1946-47
Parlavacchio, Chet (LB), Penn State	1983
Parnelle, James (RB), Toledo	2014
Parris, Gary (TE), Florida State	1979-80
Parsons, Preston (DB), Northern Arizona	2002-03
Pasquale, Ron (G), Akron	1987
Pasquariello, Ralph (B), Villanova	1951-52
Pasqueti, Tony (T), Notre Dame	1955-57
Pate, Rupert (G), Wake Forest	1940
Patrick, Ben (TE), Delaware	2007-10
Patterson, Craig (DL), Brigham Young	1991
Patluski, Walt (DE), Notre Dame	1977
Paul, Don (DB/HB), Washington State	1950-53
Paul, Tito (DB), Ohio State	1995-97
Pearson, Bert (C), Kansas State	1935-36
Peat, Todd (G), Northern Illinois	1987-89
Pelfrey, Ray (E), Eastern Kentucky	1952
Penny, Elijah (RB), Idaho	2017
Perko, John (G), Minnesota	1944
Perrin, Benny (FS), Alabama	1982-85
Perry, Gerald (K), California	1982-85
Perron, Ara (TE), Morgan State	1972
Person, Brandon (S), Tiffin	2015
Peters, Corey (DL), Kentucky	2015-16
Peters, Forest (B), Illinois	1932
Peters, Scott (C), Arizona State	2008
Peters, Volney (T), Southern California	1952-53
Peterson, Adrian (RB), Oklahoma	1982
Peterson, Ken (B), Gonzaga	1935
Peterson, Kevin (CB), Oklahoma State	2019
Peterson, Patrick (CB), Louisiana State	2011
Peterson, Todd (K), Texas	1994
Petrovich, George (T), Georgia	1949-50
Phillips, John (TE), Virginia	2018
Phillips, Reggie (CB), Southern Methodist	1988
Phillips, Rod (RB), Jackson State	1979-80
Philpott, Dean (B), Fresno State	1958
Pierce, Don (C), Kansas	1943
Pierre, Olsen (DT), Miami (Fla.)	2016-18
Piskarkiewicz, Steve (DB), Missouri	1978-79
Pittman, Charlie (RB), Penn State	1970
Pittman, Danny (WR), Wyoming	1983-84
Pittman, Michael (RB), Fresno State	1998-2001

Plasman, Dick (E), Vanderbilt	1946-47
Player, Scott (P), Florida State	1998-06
Pleasant, Eddie (S), Oregon	2018
Plummer, Jake (QB), Arizona State	1997-02
Plummer, Tony (DB), Pacific	1970
Plunkett, Art (T), Nevada-Las Vegas	1981-84
Pollard, Bob (DE), Weber State	1978-81
Polsky, Gordon (G), Tennessee	1952-54
Polsfoot, Fran (E), Washington State	1950-52
Poole, Jim (E), Mississippi	1945
Poole, Nathan (WR), Marshall	2001, '02-04
Popa, Eli (B), Illinois	1952
Pope, Leonard (TE), Georgia	2006-08
Popovich, John (B), St. Vincent	1944
Popovich, Milt (B), Montana	1938-42
Porter, Joe (LB), Colorado State	2010-11
Potterfeger, Earl (B), Ursinus	1921
Potter, Nate (T), Boise State	2012-13
Powell, William (RB), Kansas State	2012
Powers, Jerrard (CB), Auburn	2013-15
Prentice, Travis (RB), Miami (Ohio)	2002
Preston, John (SS), Central State (Okla.)	1987
Price, Givens (T), Nebraska	2016
Price, Mitchell (DB), Tulane	1992
Procell, Jarrett (DE), Louisiana Tech	2001
Proehl, Ricky (WR), Wake Forest	1990-94
Provost, Ted (DB), Ohio State	1971
Psaltis, Jim (B), Southern California	1953, '55
Pugh, Justin (OL), Syracuse	2018
Puki, Craig (LB), Tennessee	1982
Puplis, Andy (B), Notre Dame	1943
Purdin, Cal (B), Tulsa	1943
Putman, Earl (C), Arizona State	1957

Q

Quigley, Ryan (P), Boston College	2016
-----------------------------------	------

R

Rabold, Michael (G), Indiana	1960
Rackers, Neil (K), Illinois	2003-09
Radecic, Keith (C), Penn State	1987
Radford, Bruce (DE), Grambling	1981
Ralph, Dan (DT), Oregon	1984-85
Ramey, Jim (DE), Kentucky	1979
Ramsey, Garrard (G), William & Mary	1946-51
Ramsey, Knox (G), William & Mary	1950-51
Ramsey, Ray (B), Bradley	1950-53
Ransom, Eason (TE), Washington State	1978
Randle, Sonny (WR), Virginia	1959-66
Randolph, Clare (C), Indiana	1930
Rankin, Matt (B), Texas Tech	1941, '43, '45-47
Rankin, Derrick (DE), Cincinnati	2003
Ranspot, Keith (DE), Southern Methodist	1940
Rashed, Ahmad (WR), Oregon	1972-73
Rattay, Tim (DB), Louisiana Tech	2007
Ravensburg, Bob (E), Indiana	1948-49
Reaves, Ken (S), Norfolk State	1974-77
Reed, Jamaica (WR), Northwest Missouri State	2007
Reddick, Haason (LB), Temple	2017
Redding, Cory (DT), Texas	2015
Redmon, Anthony (G), Auburn	1994-97
Redmond, Thomas (DE), Vanderbilt	1960-65
Reed, Brooks (LB), Arizona	2019
Reed, Joe (B), Louisiana State	1937, '39
Reeves, Bryan (WR), Nevada	1994-95
Reeves, Walter (TE), Auburn	1989-93
Reid, Carson (DL), Princeton	2019
Reuber, Alan (G), Texas A&M	2004-05
Reid, Lamont (CB), North Carolina State	2005
Rexer, Freeman (E), Tulane	1943, '45
Reynolds, Bill (B), Mississippi	1945
Reynolds, Bob (T), Bowling Green	1963-71, '73
Reynolds, John (C), Baylor	1937
Reynolds, Mack (QB), Louisiana State	1958-59
Rhea, Floyd (G), Oregon	1943
Rhinehart, Coby (DB), Southern Methodist	1999-03
Rhodes, Jerry (FS), Louisville	2010-12
Ribble, Leon (G), Hardin-Simmons	1933
Rice, Simeon (DE), Illinois	1996-00
Richards, Perry (E), Detroit	1959-60
Richardson, C.J. (DB), Miami (Fla.)	1995
Richardson, John (DT), UCLA	1972-73
Riddick, Shaq (LB), West Virginia	2015
Riddle, Elston (DE), Nevada	1990
Risk, Ed (B), Purdue	1932
Rivold, Ray (B), St. Edwards (Tex.)	1927-28
Rivers, Jamie (LB), Bowling Green	1968-73
Roach, John (DB), Southern Methodist	1956, '59-60
Roach, Rollin (B), Texas Christian	1927
Robb, Joe (DE), Texas Christian	1961-67
Robbins, John (B), Arkansas	1938-39
Robbins, James "Tootie" (T), East Carolina	1982-91
Roberts, Andre (WR), The Citadel	2010-13

Roberts, Hal (P), Houston	1974
Robertson, Pete (LB), Texas Tech	2019
Robinson, Bryan (DT), Fresno State	2008-10
Robinson, Edmond (LB), Newberry	2017
Robinson, Jack (T), Northeast Missouri State	1936-37
Robinson, Jerry (LB), Texas A&M	1990
Robinson, Patrick (WR/KR), Tennessee State	1994
Robt, Hal (B), Wisconsin State-Oshkosh	1945
Robnett, Marshall (G), Texas A&M	1943, '45
Rodgers-Cromartie, Dominique (CB), Tennessee State	2008-10
Rogers, Glynn (G), Texas Christian	1939
Rogers, Kendrick (T), Alabama A&M	2002-03
Rogge, George (E), Iowa	1931-33
Roland, Johnny (RB), Missouri	1966-72
Rolle, Antrel (CB/S), Miami	2005-09
Rolle, Butch (H-B/T), Michigan State	1992-93
Romanik, Steve (G), Villanova	1953-54
Rooney, Bill (C), None	1929
Rooney, Cobb (E), None	1929-30
Root, Jim (QB), Miami (Ohio)	1953, '56
Rosen, Gene (DB), Wisconsin	1929-32
Rosen, Rocky (LB), Michigan	1968-71
Rosen, Josh (DB), UCLA	2018
Rosenbach, Timm (DB), Washington State	1989-92
Ross, Jeremy (WR), California	2016
Ross, Oliver (T), Iowa State	2005
Ross, Pat (C), Boston College	2008-07
Roundtree, Raleigh (G/T), South Carolina State	2003
Rowe, Bob (DT), Western Michigan	1967-75
Row, Frank (G), Utah	1966
Rozier, Bob (DE), California	1979
Rubio, Angel (DT), Southeast Missouri State	1999
Rudnicki, Ed (E), Indiana	1943-46
Rucker, Frostee (DE/DT), Southern California	2013-17
Rucker, Keith (DT), Ohio Wesleyan	1992-93
Rudolph, Council (DE), Kentucky State	1973-75
Rue, Joshua (FB), Duquesne	2003-04
Ruether, Mike (C), Texas	1986-87
Rundquist, Elmer (T), Illinois	1922
Russell, Marion (LB), Southern Illinois	1959, '62-65
Rushing, Doug (B), Kansas State	1934-39
Rutledge, Johnny (LB), Florida	1999-02
Ryan, Bill (T), Fordham	1924
Rzydzewski, Frank (T), Notre Dame	1921

S

Sabados, Andy (G), The Citadel	1939-40
Sacca, Tony (QB), Penn State	1992-93
Sachs, Len (E), Loyola (Ill.)	1920-23, '25
Saddler, Rod (DT), Texas A&M	1987-91
Sageley, Floyd (E), Arkansas	1957
Sampson, DeMarco (WR), San Diego State	2011
Samuels, Terry (TE), Kentucky	1994-95
Sanders, Frank (WR), Auburn	1995-02
Sanders, James (S), Fresno State	2012
Sanders, Lonnie (DB), Michigan State	1968-69
Sandifer, Dan (B), Louisiana State	1953
Sanford, Leo (C), Louisiana Tech	1951-57
Sanyal, Sekou (LB), California	2000-01
Sapp, Patrick (LB), Clemson	1998-99
Sarobe, Phil (B), Washington State	1934-36
Sargent, Broderick (RB), Baylor	1986-87
Sarringhaus, Paul (B), Ohio State	1946
Sauls, Mac (DB), Southwest Texas State	1968-69
Sauter, Cory (QB), Minnesota	1998
Scanes, Hurler (DB), North Texas State	1974
Scanlon, John (B), DePaul	1921
Scardine, Carmen (B), None	1932
Schable, A.J. (FB), South Dakota	2006
Schilling, Andy (WR), Miami (Ohio)	1988-89
Schlienger, Maury (LB), Penn State	1959
Schmiesing, Joe (DE), New Mexico State	1968-71
Schmitt, George (E), Lewis	1953
Schmitt, George (S), Delaware	1983
Schneidman, Herman (B), Iowa	1940
Schobel, Bo (DE), Texas Christian	2007
Schofield, O'Brien (LB), Wisconsin	2010-12
Schroeder, Jay (DB), UCLA	1994
Schubert, Eric (K), Pittsburgh	1986
Schultz, Eberle (G), Oregon State	1944
Schwall, Vic (B), Northwestern	1947-50
Schwartz, Don (DB), Washington State	1981
Schwartz, Elmer (B), Washington State	1932
Schwenk, Wilson (RB), Washington (Mo.)	1942
Scobey, Josh (RB), Kansas State	2002-2004
Scott, Carlos (C), Texas-El Paso	1983-85
Scott, Ed (FS), Grambling	1987
Scott, Lance (C), Utah	1995-96
Scott, Yusuf (G), Arizona	1999-2001
Scotts, Colin (DT), Hawaii	1987-88
Seaborn, Thomas (LB), Michigan	1980
Seals-Jones, Ricky (TE), Texas A&M	2017-18
Sears, Corey (DT), Mississippi State	1999-00

Sears, Jim (DB), Southern California	1954-57	Stacy, William (DB), Mississippi State	1959-63	Tinsley, Gaynell (E), Louisiana State	1937-38
Sears, Bob (G), Colorado	1982	Staggs, Jeff (LB), San Diego State	1972-73	Tinsley, Jess (T), Louisiana State	1929-33
Seibold, Champ (T), Wisconsin	1942	Stallings, Larry (LB), Georgia Tech	1963-76	Tipton, Gregg (DB), Hawaii	1987
Selby, Rob (G), Auburn	1995-97	Stallings, Robert (TE), Southern Mississippi	1986	Tipton, Howard (B), Southern California	1933-37
Sell, Clarence (B), Wisconsin	1949	Stanley, Chad (P), Stephen F. Austin	2001	Togafua, Pago (LB), Idaho State	2008-09
Semes, Bernie (B), Duquesne	1944	Stanford, Drew (DB), Michigan State	2013-17	Tolbert, Jim (S), Lincoln (Mo.)	1973-75
Sendle, Lyle (C), Texas	2007-15	Starkey, Jason (C), Marshall	2000-03	Toller, Greg (CB), Saint Paul's (Va.)	2009-12
Seno, Frank (B), George Washington	1945-46	Starks, Duane (CB), Miami (Fla.)	2002-04	Tolliver, Jalen (WR), Arkansas-Monticello	2018
Sensibaugh, Mike (S), Ohio State	1972-77	Stasnyak, John (G), Ohio State	1996	Tonelli, Mario (B), Notre Dame	1940, 45
Severson, Jeff (CB), Long Beach State	1976-77	Steen, Anthony (G), Alabama	2014	Toer, Cole (G), Harvard	2016
Shaffer, Craig (LB), Indiana State	1982-84	Stegent, Larry (RB), Texas A&M	1971	Togocanu, Charley (G), Nebraska	1952
Shanks, Simon (LB), Coahoma J.C. (Miss.)	1995	Steger, Pete (B), None	1921	Toscano, Frank (B), Saint Mary's (Calif.)	1937
Sharpe, Luis (T), UCLA	1982-84, '85-94	Stein, Bill (C), Fordham	1927-28	Tosti, Mao (DT), Idaho	2000-01
Shaugnessy, Matt (LB), Wisconsin	2013-14	Steinbach, Larry (T), St. Thomas (Minn.)	1931-33	Toth, Brett (OL), Army	2019
Shaw, Bob (E), Ohio State	1950	Stennett, Fred (B), St. Mary's (Calif.)	1932	Towns, Lester (LB), Washington	2005
Shaw, Dennis (DB), San Diego State	1974-75	Stepanovich, Alex (C), Ohio State	2004-06	Towns, Robert (DB), Georgia	2019
Shaw, Jesse (G), Southern California	1931	Stephens-Hughing, LaRod (RB), Pittsburgh	2009-12	Townsend, Curtis (LB), Arkansas	1959-60
Shazor, Ernest (S), Michigan	2005	Stewart, Vaughan (C), Alabama	1943	Tracy, John (LB), Texas A&M	1959-60
Shelby, Willie (RB), Alabama	1978	Stief, Dave (WR), Portland State	1978-82	Traynitsky, Mark (G), Nebraska	1988, 89
Shelley, Dex (B), Texas	1932	Stieve, Terry (G), Wisconsin	1978-84	Tays, Jim (B), Penn State	1925
Shelton, L.J. (T), Eastern Michigan	1999-04	Stinson, Ed (DT), Alabama	2014-16	Triplet, Bill (RB), Miami (Ohio)	1962-63, 65-66
Shenefelt, Paul (T), Manchester	1934-35	Stokes, Lee (C), Centenary	1943	Triplet, Wally (B), Penn State	1952-53
Sherridan, Trent (WR), Vanderbilt	2018	Stone, Ken (DB), Vanderbilt	1977-80	Trippi, Charles (B), Georgia	1974-55
Sherman, Anthony (FB), Connecticut	2011-12	Stone, Michael (CB), Memphis	2001-04	Trippica, Frank (DB), Notre Dame	1950-52
Shipley, A.D. (OL), Penn State	2015-19	Stonesifer, Don (E), Northwestern	1951-56	Truluck, R-Kai (DE), SUNY-Cortland	2005
Shipp, Marcel (RB), Massachusetts	2001-07	Stoudt, Cliff (DB), Youngstown State	1986-88	Stubbs, Jerry (LB), Oklahoma	1957-58
Shirk, John (E), Oklahoma	1940	Stoval, Jerry (DB), Louisiana State	1963-71	Tucker, Mark (C), Southern California	1972
Shivers, Roy (RB), Utah State	1966-72	Stowe, Tyrone (LB), Rutgers	1991-93	Tuerk, Max (C), Southern California	2017
Shook, Fred (C), Texas Christian	1941	Strader, Norman "Red" (B), St. Mary's (Calif.)	1927	Tuman, Jerome (TE), Michigan	2008
Shumann, Mike (WR), Florida State	1982-83	Strausbaugh, Jim (B), Ohio State	1946	Tupa, Tom (DB/P), Ohio State	1988-91
Shy, Don (RB), San Diego State	1973	Stringer, Scott (DB), California	1974	Turner, Herschel (G/T), Kentucky	1964-65
Sikahakea, Vai (RB/KR), Brigham Young	1986-90	Strofolino, Mike (LB), Villanova	1966-68	Turner, Marcus (DB), UCLA	1989-91
Sikora, Mike (G), Oregon	1952	Stuckey, Chelsi (WR), Clemson	2011	Turner, Ezekiel (LB), Washington	2018
Silas, Sam (DT), Southern Illinois	1963-67	Stuessy, Mark (T), St. Edward's (Tex.)	1926	Tyler, Pete (B), Hardin-Simmons	1937-38
Silvestri, Carl (DB), Wisconsin	1965	Sugar, Leo (DE), Purdue	1960		
Silmas, Bill (B), St. Mary's (Calif.)	1932-33	Sugas, Terrell (LB), Arizona State	2019		
Simmons, Clyde (DE), Western Carolina	1994-95	Summers, Dave (G), Wisconsin	1953	Ulovich, Mitch (T), San Jose State	1945
Simmons, Dave (LB), Georgia Tech	1965-66	Summerville, Paul (K/E), Arkansas	1953-57	Ulrich, Charles (T), Illinois	1954-58
Simmons, John (C), Detroit	1951-56	Sutch, George (B), Temple	1946	Underwood, John (G), None	1929
Simon, Tharold (CB), Louisiana State	2016	Svoboda, Bill (LB), Tulane	1950-53	Upshaw, Marvin (DT), Trinity (Tex.)	1976
Simons, Keith (DT), Minnesota	1978-79	Swann, Eric (DL), None	1991-99	Usher, Darlene (WR), Trinity	2007-09
Simson, Carl (DE), Florida State	1998	Swanson, Eric (WR), Tennessee	1986	Urban, Jerry (WR), Illinois	1989
Sims, Ken (CB), Iowa	1987	Swanson, Evar (E), Lombard	1925-27		
Sitko, Emil (B), Notre Dame	1951-52	Swartz, Chris (DB), Morehead State	1994		
Siwek, Mike (DT), Western Michigan	1970	Swearingin, D.J. (S), South Carolina	2015-16, '18-19	Valentine, Vincent (DL), Nebraska	2018
Skelton, John (DB), Fordham	2010-12	Sweezy, J.R. (DB), North Carolina State	2019	Vallajo, Elliot (T), Cal-Davis	2008
Sloan, Fred (T), Iowa	1926-31	Swider, Larry (P), Pittsburgh	1980	Vallajo, Tanner (LB), Boise State	2019
Sloan, Bonnie (DT), Austin Peay	1973	Swinger, Rashod (DT), Rutgers	1997-2000	Valles, Hakeem (TE), Monmouth	2016
Sloan, Dwight (DB), Arkansas	1938	Swinton, Reggie (WR/KR), Murray State	2005	Vander Bosch, Kyle (DE), Nebraska	2001-04
Small, Jessie (LB), Eastern Kentucky	1992	Swistowicz, Mike (B), Notre Dame	1950	Vander Pool, Mark (T), Colorado	1994
Smith, Alfonso (RB), Kentucky	2010-13	Symank, John (DB), Florida	1963	Van Galder, Tim (QB), Iowa State	1972-74
Smith, Andre (T), Alabama	2018	Szot, Walt (T), Bucknell	1946-48	Vanzo, Fred (B), Northwestern	1941
Smith, Antonio (DE), Oklahoma State	2004-08			Vatterotti, Charles (T), Southwest Texas State	1986
Smith, Ben (DB), Georgia	1995-96	T		Vaughan, Charles (B), Tennessee	1937
Smith, Bill (E), Washington	1934-39	Ta'amu, Alameda (NT), Washington	2013-14	Veidner, Jared (T), Hillsdale	1927
Smith, Cedric (FB), Florida	1996-98	Tafao, Joe (DE), Arizona	2007	Vessler, John (E), Idaho	2014-30
Smith, Charles (B), Georgia	1947	Talton, Ronald (DE), Delaware	2011-13	Villa, Danny (C/G/T), Arizona State	1992
Smith, Dennis (TE), Utah	1990	Tanner, Barron (DT), Oklahoma	2000-03	Vincen, Keydrick (G), Mississippi	2009
Smith, Emmitt (RB), Florida	2003-04	Tant, Jay (TE), Northwestern	2000	Vodicka, Joe (B), None	1945
Smith, Garrison (DT), Georgia	2018	Tardits, Richard (LB), Georgia	1989	Vodity, Otto (B), Heidelberg	1933
Smith, George (B), Villanova	1943	Tasini, Pablo (CB), Cincinnati	2018	Vojak, Bill (G), Tulsa	1934-39
Smith, J.T. (WR), North Texas State	1985-90	Tate, Robert (CB), Cincinnati	2004-06	Volunovich, Jeremy (OL), Louisiana College	2018-19
Smith, Jackie (E), Northwest Louisiana	1963-77	Tate, Chester (RB), Toledo	2011		
Smith, Jacques (DE), Missouri	2018	Taylor, Curtis (S), Louisiana State	2013	W	
Smith, Lance (G), Louisiana State	1985-93	Taylor, Jamar (CB), Boise State	2013	Wadsworth, Andre (DE), Florida State	1998-00
Smith, Leonard (DB), McNeese State	1983-88	Taylor, Jay (CB), San Jose State	1989-92	Wagenmann, Zack (LB), Montana	2015
Smith, Mark (DT), Auburn	1997-00	Taylor, Kerry (WR), Arizona State	2012-13	Wager, Clint (E), St. Mary's (Minn.)	1943, 45
Smith, Russ (G), Illinois	1923	Taylor, Mike (T), Southern California	1973	Wagstaff, Jim (B), Idaho State	1959
Smith, Perry (DB), Colorado State	1977-79	Taylor, Stephen (RB), Stanford	1936	Wahler, Jim (DT), UCLA	1989-92
Smith, Terrelle (CB), Arizona State	2007-08	Teeuw, Len (T), Tulane	1954-57	Wakefield, Fred (DE/OT/TE), Illinois	2001-06
Smith, Vernice (G/T), Florida A&M	1986-82	Terry, Ryan (RB), Iowa	1995-96	Walczak, Mark (TE), Arizona	1988
Smith, Wayne (CB), Purdue	1982-86	Tharpe, Larry (T), Tennessee State	1998	Waldron, Austin (G), Gonzaga	1927
Smith, Wilfred (E), DePaul	1923-25	Thaxton, Jim (TE), Tennessee State	1978	Walker, Charles (OT/DE), Duke	1964-72
Snodden, Cal (DE), Indiana	1969-70	Thomas, Jim (G), Oklahoma	1939-40	Walker, Darwin (DT), Tennessee	2000
Snyder, Adam (G/C), Oregon	2012	Thomas, Logan (DB), Virginia Tech	2014	Walker, Joe (LB), Oregon	2018-19
Soldacy, Jake (WR), Northern Iowa	2002	Thomas, Ralph (E), San Francisco	1952	Walker, Quentin (RB), Virginia	1984-85
Sofo, Vic (LB), Brigham Young	2013	Thomas, Earl (WR), Houston	1974-75	Walker, Reggie (LB), Kansas State	2004-85
Soutun, Rick (G), Washington	1964-69	Thompson, Anthony (RB), Indiana	1990-92	Wallnerstedt, Brett (LB), Arizona State	1995
Sourdash, Tommy (WR), Furman	1978	Thompson, Deionte (S), Alabama	2019	Wallers, Fred (G), Notre Dame	1951-52, '54-55
Sowell, Bradley (T), Mississippi	2013-15	Thompson, Everette (DE), Washington	2013	Walters, Roy (WR), Southern Mississippi	2006
Spach, Stephen (TE), Fresno State	2008-10	Thompson, Harry (G), UCLA	1955	Watts, Troy (WR), Stanford	2005
Spachman, Chris (DE), Nebraska	1948	Thompson, Jalen (S), Washington State	2019	Walz, Zack (LB), Dartmouth	1998-2001
Speegle, Cliff (C), Oklahoma	1945	Thompson, Ken (WR), Utah State	1982-83	Ware, Matt (CB/S), UCLA	2006-10
Spencer, Julian (B), Sam Houston State	1956	Thompson, Norm (DB), Utah	1971-76	Ware, Derek (TE), Central State (Okla.)	1992-94
Spencer, Maurice (DB), North Carolina Central	1974	Thompson, Ray (LB), Tennessee	2000-04	Warner, Kirk (QB), Northern Iowa	2005
Sperny, Kory (TE), Colorado State	2012-13	Thompson, Rick (WR), Baylor	1987	Washington, Charles (S), Fresno State	2019
Spikes, Cameron (G), Texas A&M	2003-04	Thornnton, Billy (RB), Nebraska	1963-65, '67	Washington, Chris (LB), Iowa State	1990
Spiller, Phil (DB), California State-Los Angeles	1963	Thorton, Bruce (DE), Illinois	1982	Washington, Daryl (LB), Texas Christian	2010-13
Spinks, Jack (G), Alcorn A&M	1957	Thurbon, Bob (G), Pittsburgh	1984	Washington, Eric (DE), Texas-El Paso	1972-73
Spradlin, Danny (LB), Tennessee	1985	Thurman, Dennis (FS), Southern California	1986	Washington, Lionel (DB), Tulane	1983-86
Springsteen, Bill (E), Lehigh	1927-28	Tilley, Pat (WR), Louisiana Tech	1976-86	Waters, Andre (S), Cheyney State	1994
Spurlock, Michael (WR), Mississippi	2006	Tillman, Pat (S), Arizona State	1998-2001	Watford, Earl (T/G), James Madison	2013-17
St. Pierre, Brian (QB), Boston College	2008-09	Times, Ken (DT), Southern	1981	Watford, Gerry (E), Alabama	1953-54

Watkins, Bob (B), Ohio State	1958	Williams, Chad (WR), Grambling State	2017-18	Woodesley, Tom (RB), West Virginia.	1972
Watkins, Todd (WR), Brigham Young	2006	Williams, Chris (DL), American International	1991	Woodley, LaMar (LB), Michigan	2015
Watson, Gabe (DT), Michigan	2006-10	Williams, Clarence (RB), Michigan	1999-2000	Woodruff, Jim (E), Pittsburgh	1926
Watt, Walt (B), Miami (Fla.)	1945	Williams, Clyde (T), Southern	1967-71	Woods, LeVar (LB), Iowa	2001-04
Weatherston, Sean (LB), Missouri	2015	Williams, Dan (DT), Tennessee	2010-14	Woodson, Abe (DB), Illinois.	1965-66
Weaver, Charles (G), Chicago	1930	Williams, Dave (WR), Washington	1967-71	Woolsey, Rolly (DB), Boise State	1978
Weber, Chuck (LB), West Chester State	1956-58	Williams, Eric (LB), Southern California	1977-82	Word, Barry (RB), Virginia	1978
Wedel, Dick (G), Wake Forest	1948	Williams, Gerald (CB), Langston	1980	Wortman, Keith (G), Nebraska	1976-81
Wedige, Scott (C), Northern Illinois	2012	Williams, Herb (DB), Southern	1981-82	Wragge, Tony (G), New Mexico State	2002-03
Wehrli, Roger (CB), Missouri	1969-82	Williams, Jake (T), Texas Christian	1929-33	Wright, Charles (CB), Tulsa	1987
Weller, Ray (T), Nebraska	1926-27	Williams, James (CB), Fresno State	1994	Wright, Jason (RB), Northwestern	2009-10
Wells, Beanie (RB), Ohio State	2009-12	Williams, Jamie (TE), Nebraska	1983	Wright, Nate (RB), San Diego State	1969-70
Wells, Reggie (G/T), Clarion	2003-09	Williams, Karl (WR/PR), Texas A&M Kingsville	2004	Wright III, Scooby (LB), Arizona	2016-17
Welter, Tom (G/T), Nebraska	1987	Williams, Kerrywyn (RB), Utah State	2014-17	Wright, Steve (T), Alabama	1972
Wendt, Ken (G), Marquette	1932	Williams, Kevin (WR), Miami (Fla.)	1997	Wright, Willie (TE/H-B), Wyoming.	1992
West, Jeff (P), Cincinnati	1975	Williams, Maxx (TE), Minnesota	2019	Wu, Al (C), Duquesne	1944
West, Stan (G), Oklahoma	1956-57	Williams, Rex (C), Texas Tech	1940	Wyke, Sam (QB), Furman	1976
West, William (DB), Oregon	1960-61	Williams, Ryan (RB), Virginia Tech	2011-13		
Westernman, Jamaal (LB), Rutgers	2012	Williams, Stephen (WR), Toledo	2010-11	Y	
Wetzel, John (G/T), Boston College	2016-18	Williams, Teddy (WR), Texas-San Antonio	2013	Yablonski, Venton (B), Columbia	1948-51
Whalen, Bill (T), None	1920-24	Williams, Tramon (CB), Louisiana Tech	2017	Yankowski, Ron (DE), Kansas State	1971-76
Wham, Tom (E), Furman	1944-51	Williams, Trevor (DB), Penn State	2019	Yar, Tom (C), Notre Dame	1933
Wheeler, Ernie (B), North Dakota State	1939, '42	Williams, Willie (DT), Louisiana State	1990-92	Yersley, Don (E), None	1927-28
Wheeler, Ted (G), West Texas State	1967-68	Williams, Xavier (DT), Northern Iowa	2015-17	Young, Bob (G), Howard Payne	1972-79
Whitaker, Bill (DB), Missouri	1983-84	Willingham, Larry (DB), Auburn	1971-72, '76	Young, D.J. (T), Michigan State	2011-19
White, Anthony (RB), Kentucky	2002	Wilson, Adrian (SS), North Carolina State	2001-12	Young, Liam (FS), Michigan State	1985-90
White, Arthur (G), Alabama	1940-41	Wilson, Bernard (DT), Tennessee State	1994-98	Young, Michael (LB), Illinois	2002-03
White, Corey (CB), Samford	2015	Wilson, Bill (E), Gonzaga	1935-37	Younger, Jordan (DB), Connecticut	2000
White, Paul (RB), Texas-El Paso	1970-71	Wilson, Gordon (C), Texas Mines	1942-43, '45		
White, Ray (LB), Syracuse	1975-76	Wilson, Karl (DE), Louisiana State	1989	Z	
Whiting, Teag (G), Brigham Young	2002-03	Wilson, Larry (S), Utah	1960-72	Zamort, Ronald (CB), Western Michigan	2017
Whitley, Eddie (CB), Virginia Tech	2014	Wilson, Mike (DB), Western Illinois	1969	Zandofsky, Mike (G), Washington	1989
Whitman, Laverne (B), Tulsa	1951-53	Wilson, Ramik (LB), Georgia	2019	Zastudil, Dave (P), Ohio	2011-14
Wicks, Bob (WR), Utah State	1972	Winstow, Ryan (P), Miami	2019	Zelencik, Frank (T), Oglethorpe	1939
Widerquist, Chet (T), Washington & Jefferson	1926-28	Winston, Eric (T), Pittsburg (Fla.)	2013	Zelnick, Peppi (DE), Fort Valley State	2004
Will, Matt (P), Michigan	2016	Withrow, Cal (C), Kentucky	1974	Zimmer, Zach (RB), South Dakota State	2019
Willard, Ken (RB), North Carolina	1974	Wolf, Joe (T/G), Boston College	1989-97	Zenny, Bob (T), Indiana	1945-49
Williams, Aeneas (CB), Southern	1991-2000	Wolfey, Ron (RB), West Virginia	1985-91	Zoia, John (G), Notre Dame	1920-23
Williams, Bobby (DB), Central State (Okla.)	1966-67	Womack, Floyd (G), Mississippi State	2011	Zook, Clyde (DE), Kansas	1976-79
Williams, Brandon (CB), Texas A&M	2016-19	Wood, Bob (T), Alabama	1940	Zordini, Lou (B), Notre Dame	1940-41
Williams, Brandon (LB), Texas Tech	2011	Wood, Mike (P/K), Southeast Missouri State	1978-79	Zorich, Michael (S), Penn State	1989-93

ALL-TIME NUMERICAL ROSTER

[illegible]



Gillies, Fred (T), Cornell (also wore #5, 11)	1920-28
Green, Brittan (WR), West Texas A&M	2013-17
Lee, John (K), UCLA	1986
McInerney, Arnie (C), Notre Dame (also wore #11, 12)	1920-27
Player, Scott (P), Florida State	1998
Rector, Jamaica (WR), NW Missouri State	2007-06
Swider, Larry (P), Pittsburgh	1987
Vesser, John (E), Idaho (also wore #28, 36)	1927-30
Williams, Chad (WR), Grambling State (also wore #16)	2017-18
Zintini, Lou (B), Notre Dame	1940-41

11

Agee, Sam (B), Vanderbilt	1938-39
Banonis, Vince (C), Detroit (also wore #32)	1942-46
Blake, Jeff (CB), East Carolina	2003
Bojovic, Novak (K), Central Michigan	1985
Bonner, Sherrick (DB), California State-Northridge	1999
Bulger, Chet (T), Auburn (also wore #70, 73)	1942-43, '45-49
Fitzgerald, Larry (WR), Pittsburgh	1939
Francis, Gene (B), Cornell	1926
Gillies, Fred (T), Cornell (also wore #5, 10)	1920-28
Gilmore, Bryant (WR), Midwestern St. (Tex.) (also wore #86)	2000-03
Graham, Chad (DB), Ohio State	1996-97
Hock, John (T), Santa Clara	1950
Home, Greg (P), Arkansas	1987-88
Humphrey, Buddy (DB), Baylor	1963-65
Joyce, Don (T), Tulane (also wore #71)	1951-53
Kasper, Kevin (WR), Iowa (also wore #82)	2002-03
Lawrence, Jim (B), Texas Christian (also wore #8, 30)	1936-39
McInerney, Arnie (C), Notre Dame (also wore #10, 12)	1920-27
Moyrinhan, Tim (C), Notre Dame (also wore #40)	1932-33
Nevers, Ernie (B), Stanford (also wore #44)	1929-31
O'Donoghue, Neil (K), Auburn	1980-85
Purdin, Cal (B), Tulsa	1943
Rooney, Bill (C), None	1929
Rundquist, Elmer (T), Illinois	1922
Schroeder, Jay (QB), UCLA	1994
Schubert, Eric (K), Pittsburgh	1986
Shaw, Dennis (DB), San Diego State	1974-75
Tinsley, Garmyle (E), Louisiana State (also wore #31, 49)	1937-38, '40
Weller, Ray (T), Nebraska	1926-27
Widerquest, Chet (T), Washington & Jefferson	1926-28

12

Braidwood, Charles (E), Tennessee-Chattanooga	1932
Brown, John (WR), Pittsburg State	2014-17
Brunner, Scott (DB), Delaware	1985
Carpenter, Chad (WR), Washington State	1997-99
Carrell, Duane (P), Florida State	1977
Cooper, Pharoah (WR), South Carolina	2018-19
Davidson, Joe (G), Colgate	1928
Johnson, Charley (DB), New Mexico State	1961-69
Kassel, Charles (E), Illinois (also wore #43)	1929-33
Keithley, Gary (DB), Texas-El Paso	1973-75
Larson, Paul (DB), California	1957
Leonard, John (T), Indiana (also wore #19)	1922-23
Little, Steve (P/K), Arkansas	1978-80
Mackey, Kyle (DB), East Texas State	1984
McCown, Josh (DB), Sam Houston State	2002-05
McInerney, Arnie (C), Notre Dame (also wore #10, 11)	1920-27
Murphy, Bill (G), Washington (Mo.) (also wore #25)	1940-41
Nisbet, Dave (E), Washington	1933
Pardoner, Earl (B), Purdue	1934-35
Rattay, Tim (DB), Louisiana Tech	2007
Roach, John (DB), Southern Methodist	1956, '59-60
Roberts, Andre (WR), The Citadel	2010-13
Romanik, Steve (G), Villanova	1953-54
Russell, Doug (B), Kansas State (also wore #32, 33)	1934-39
Swanson, Evar (E), Lombard	1925-27
Stanley, Chad (P), Stephen F. Austin	2001
Tipton, Gregg (DB), Hawaii	1987
Tyler, Pete (B), Hardin-Simmons	1937-38
Vaughan, Charles (B), Tennessee	1936
Vokaty, Otto (B), Heidelberg	1933
Zelenick, Frank (T), Ogleshorpe	1939

13

Chamberlain, Gary, Clemson	2013-17
Brown, Jaron (G), Nebraska	1927
Crowder, Earl (B), Oklahoma	1939
Gallery, Jim (K), Minnesota	1987
Jacks, Chris (K), Texas-El Paso	1998-99
Kirk, Christian (WR), Texas A&M	2018
Maynard, Don (WR), Texas-El Paso	1973
Warner, Kurt (DB), Northern Iowa	2005-09

14

Buckeye, Garland (T), None (also wore #10)	1920-24
Byrd, Damarian (WR), South Carolina	2019
Cater, Greg (P), Tennessee-Chattanooga	1986-87
Cherry, Ed (B), Hardin-Simmons	1938-39
Cuff, Ward (B), Marquette	1946
Drake, Kevin (WR), Alabama-Birmingham	1998
Etchevery, Sam (DB), Denver	1961-62
Folz, Art (B), Chicago (also wore #17)	1923-25

Greisen, Chris (DB), Northwest Missouri State	1999-01
Koehler, Bob (G), Northwestern (also wore #5, 18, 19)	1921-26
Lindley, Ryan (DB), San Diego State	2012-14
Loyd, Mike (WR), Missouri Southern State	1979-80
Madden, Lloyd (B), Colorado Mines	1940
Marelli, Ray (G), Notre Dame	1928
Marquardt, John (E), Illinois	1921
McVior, Chris (DB), Texas	1984-85
Nelson, J.J. (WR), Alabama-Birmingham	2015-18
Newhouse, Reggie (WR), Baylor (also wore #87)	2003-05
Nofsinger, Terry (DB), Utah	1965-66
Roberts, Hal (P), Houston	1974
Slater, Fred (T), Iowa (also wore #47, 91)	1926-31
Watkins, Todd (WR), Brigham Young	2006
Williams, Kevin (WR), Miami (Fla.) (also wore #84)	1997
Williams, Stephen (WR), Toledo (also wore #18)	2010-11

15

Blanchard, Gary (K), Oklahoma State	2000-01
Blumer, Herb (E), Missouri (also wore #17, 20)	1925-30, 33
Breaston, Steve (WR), Michigan	2007-10
Bruckner, Les (B), Michigan State	1945
Case, Stony (DB), New Mexico	1995-98
Christman, Paul (DB), Missouri (also wore #44)	1945-49
Crabtree, Michael (WR), Texas Tech	2019
Cuzzo, Gary (DB), Virginia	1972
Curran, Harry (B), Boston College	1920-21
Curry, Harry (B), None	1928
Dupe, Malachi (WR), Louisiana State	2012
Floyd, Michael (WR), Notre Dame	2018-16
Holiday, Carlyle (WR), Notre Dame	2005-06
Houghton, Jerry (T), Washington State	1951
Lomax, Neil (DB), Portland State	1981-89
Lomax, Neil (DB), Notre Dame (also wore #2)	1922-29
Parker, Buddy (B), Centenary	1937-43
Parkers, Preston (DB), Northern Arizona	2002-03
Reynolds, Steve (DB), Missouri	1977-78
Springshield, Bill (E), Lehigh (also wore #18)	1927-28
Sprulock, Michael (WR), Mississippi	2006
Wyche, Sam (DB), Furman	1976
Zimny, Bob (T), Indiana (also wore #63)	1945-49

16

Adams, Henry (C), Pittsburgh	1939
Anderson, Ed (E), Notre Dame (also wore #4, 22)	1922-25
Austin, Kent (DB), Mississippi	1986
Brennan, Willis (T), None (also wore #18, 19)	1920-27
Buck, Mike (DB), Maine	1940
Camarrillo, Rich (P), Washington	1989-93
Erickson, Mickey (C), Northwestern	1930-31
Hill, King (DB), Rice	1960-69
Knight, Charles (C), None	1920-21
Lisich, Rusty (DB), Notre Dame	1980-84
Navarre, John (DB), Michigan	2004-06
Plasman, Dick (E), Vanderbilt	1946-47
Plummer, Jake (DB), Arizona State	1997-02
Rees, Jeremy (WR), California	2016
Sherfield, Trent (WR), Vanderbilt	2018
Van Galder, Tim (DB), Iowa State	1972-74
Williams, Chad (WR), Grambling State (also wore #10)	2017-18
Williams, Teddy (WR), Texas-San Antonio	2013

17

Arapostathis, Evan (P/K), Eastern Illinois	1986
Berger, Mitch (P), Colorado	2007
Blumer, Herb (E), Missouri (also wore #15, 20)	1925-30, 33
Burton, Dave (DB), Duke	1998-2001
Buster, Hakeem (WR), Iowa State	2019
Butts, Ed (B), Chico State (also wore #3)	1940
Byrd, LaRon (WR), Miami (Fla.)	2012-13
Chandler, Chris (DB), Washington	1991-93
Compton, Ogden (DB), Hardin-Simmons	1955
Del Greco, Al (K), Auburn	1982-85
Folz, Art (B), Chicago (also wore #14)	1923-29
Hanlon, Bob (B), Loras	1948
Hart, Jim (DB), Southern Illinois	1966-83
Jones, Onrea (WR), Hampton	2010
Krieg, Dave (DB), Milton	1995
Kuharich, Joe (G), Notre Dame (also wore #88)	1940-41, '45
Lauro, Fred (C), Notre Dame	1929
Lauro, Lin (B), Pittsburgh	1951
Mason, Joel (E), Western Michigan	1991
Merkovsky, Elmer (T), Pittsburgh	1944
Montgomery, Ralph (T), Centre	1923
Nolan, Earl (T), Arizona	1937-38
Parker, Ezekiel (WR), Louisville	2002
Randolph, Clare (C), Indiana	1930
Rever, Freeman (E), Tulane (also wore #62, 63)	1943, '45
Reynolds, Mack (DB), Louisiana State	1958-59
Root, Jim (DB), Miami (Ohio)	1953, '56
Ryzewski, Frank (T), Notre Dame	1940
Schneidman, Herman (B), Iowa	1940
Stuckey, Chansi (WR), Clemson	2011
Swartz, Chris (DB), Morehead State	1994
Toliver, Jalen (WR), Arkansas-Monticello	2018
Walton, Austin (G), Gonzaga	1927

18

Albert, Sergio (K), U.S. International	1974
Babartsky, Al (T), Fordham (also wore #24, 46)	1938-39, 41-42
Birdson, Carl (P), Southwestern Oklahoma State	1981-85
Brennan, Willis (T), None (also wore #16, 19)	1920-27
Bundy, Marquis (WR), New Mexico	2016
Curran, Don (E), Boston College (also wore #54)	1943
Ellis, Walt (T), Detroit	1926-27
Gainor, Charles (E), North Dakota	1939
Harmon, Ham (C), Tulsa	1937
Holm, Bernie (B), Alabama	1932
Hughes, Bernie (C), Oregon	1934-36
Jackson, John (WR), Southern California (also wore #80)	1980-82
Kiesling, Walt (G), St. Thomas (Minn.) (also wore #19, 49)	1929-33
Kiley, Roger (E), Notre Dame	1923
Koehler, Bob (G), Northwestern (also wore #5, 14, 18, 19)	1921-26
Komar, Max (WR), Idaho	2010
Knox, Kevin (WR), Florida State (also wore #82)	1994
Larson, Lou (B), None	1929
Manges, Mark (DB), Maryland	1978
McCullough, Andy (WR), Tennessee	1998-99
Moe, Hal (B), Oregon State	1933
Mullenbaux, Lee (C), Arizona	1938
Petrovich, George (T), Texas	1949-50
Schwartz, Elmer (B), Washington State	1932
Soliday, Jake (WR), Northern Iowa	2002
Springshield, Bill (E), Lehigh (also wore #15)	1927-28
Stoddard, Cliff (DB), Youngstown State	1966-88
Taylor, Kerry (WR), Arizona State	2012-13
Walner, Fred (G), Notre Dame (also wore #61, 68)	1951-52
	54-55
Williams, Stephen (WR), Toledo (also wore #14)	2010-11

19

Agudosi, Carlton (WR), Rutgers	2017
Brennan, Willis (T), None (also wore #16, 18)	1920-27
Ginn Jr., Ted (WR), Ohio State	2014
Halloran, Shawn (DB), Boston College	1987
Hubbard, Chris (WR), Fayetteville State	2016
Jenkins, Marlay (WR), Nebraska-Omaha (also wore #82)	1999-02
Johnson, KeeSean (WR), Fresno State	2019
Kiesling, Walt (G), St. Thomas (Minn.) (also wore #18, 49)	1929-33
Killier, Lyons (G), None	1928
Koehler, Bob (G), Northwestern (also wore #5, 14, 18, 19)	1921-26
Leonard, John (T), Indiana (also wore #12)	1922-23
Lillard, Joe (B), Oregon State	1932-33
Long, Lance (WR), Mississippi State	2009
May, Bill (B), Louisiana State	1937-38
McCoy, LeRon (WR), Indiana (PA)	2005-06
Mehringner, Pete (T), Kansas (also wore #23)	1934-36
Murphy, Jim (B), St. Thomas (Minn.)	1928
Poole, Nathan (WR), Marshall (also wore #89)	2001-03
Reed, Joe (B), Louisiana State (also wore #4, 16)	1937, 39
Rucinski, Ed (E), Indiana (also wore #51)	1943-46
Sacca, Tony (DB), Penn State	1992-93
Shelton, John (DB), Fordham	2010-12
Smith, Charles (B), Georgia	1947
Spiller, Phil (DB), California State-Los Angeles	1967
Tupa, Tom (QB/P), Ohio State	1988-91
Underwood, John (G), None	1929
Williams, Jake (T), Texas Christian (also wore #42)	1929-33
Wood, Mike (P/K), Southeast Missouri State	1978-79

20

Anderson, Damien (RB), Northwestern (also wore #22)	2002-05
Auer, Howard (T), Michigan	1933
Bailey, Claron "Monk" (DB), Utah	1964-65
Bailey, Johnny (RB/KR), Texas A&I	1992-93
Barber, Mike (WR), Marshall	1989
Barnes, Mike (DB), Texas-Arlington	1967-68
Bell, Gordon (RB), Michigan	1978-79
Blumer, Herb (E), Missouri (also wore #15, 17)	1925-30, 33
Brock, Sr., Tramine (CB), Minnesota (Belhaven)	2019
Brown, Ralph (CB), Nebraska	2007-09
Bucannon, Deone (LB), Washington State (also wore #36)	2014-18
Cason, Antoine (CB), Arizona	2013
Chappell, Leon (G), None	1920-21
Coffee, Jim (B), Louisiana State	1937-38
Cross, Bill (B), West Texas State (also wore #90)	1951-53
Curtis, Travis (FS), West Virginia	1987-88
Dwyer, Jonathan (RB), Georgia Tech	2014
Fair, Murr (DB), Wichita State	1970-72
Goble, Les (B), Alfred	1954-55
Hall, Ken (RB), Texas A&M	1959, 61
Jefferson, A.J. (CB), Fresno State	2010-11
Kennelly, George (G), St. Bonaventure	1930
Lewis, Woodley (B), Oregon	1956-59
Moe, Ronald (RB), Pittsburg State (Kan.) (also wore #30)	1934-94, 97
Neuman, Bob (E), Illinois Wesleyan	1934-36
Oliver, Clancy (WR), San Diego State	1973
Ramsey, Garrard (G), William & Mary	1946-51
Reid, Lamont (CB), North Carolina State (also wore #23)	2005
Robt, Hal (B), Wisconsin State-Oshkosh	1945
Sensibaugh, Mike (S), Ohio State	1972-77
Sordick, Joe (B), None	1945
Waters, Andre (S), Cheyenne State	1994
Willard, Ken (RB), North Carolina	1974

21

Abdullah, Hamza (S), Washington State (also wore #23, 41) . . . 2009-11
Beal, Norm (DB), Missouri . . . 1995
Blackwell, Hal (B), South Carolina . . . 1945
Bohmann, Frank (G), Marquette . . . 1946
Campbell, Bill (G), Oklahoma (also wore #53) . . . 1945-49
Davis, Cedric (CB), Tennessee State . . . 1995
Davis, Dexter (DB), Clemson (also wore #48) . . . 1991-93
Dowling, Pat (E), DePaul . . . 1929
Eaton, Tracey (S), Portland State . . . 1990
Greene, Ed (E), Loyola (Ill.) . . . 1926-27
Hardy, Jim (DB), Southern California (also wore #22, 24) . . . 1949-51
Hill, Renaldo (CB), Michigan State (also wore #45) . . . 2001-06
Hornsturm, Roy (B), Purdue (also wore #42) . . . 1934
Jackson, Mark (CB), Abilene Christian . . . 1987
Johnson, Al (B), Kentucky . . . 1939-41
Keane, Tom (B), West Virginia . . . 1995
Kings, Elsworth (B), Tulane . . . 1954
Malloy, Les (B), Loyola (Ill.) . . . 1931-33
Metcalfe, Eric (WR/KR), Texas . . . 1998
Metcalfe, Terry (RB), California State-Long Beach . . . 1973-77
Mintfield, Kevin (DB), Arizona State . . . 1997
Pangle, Hal (B), Oregon State . . . 1935-38
Peterson, Patrick (CB), Louisiana State . . . 1951
Robnett, Marshall (G), Texas A&M (also wore #43) . . . 1943, '45
Rolle, Antrel (CB/S), Miami . . . 2005-09
Sandifer, Dan (B), Louisiana State . . . 1953
Sears, Jim (DB), Southern California . . . 1954, '57-58
Smith, Wilfred (E), DePaul . . . 1923-25
Stief, David (WR), Portland State (also wore #84) . . . 1978-82
Tinsley, Jerry (DB), Louisiana State . . . 1963-71
Tostall, Jess (DB), Louisiana State (also wore #31) . . . 1929-33
Whitman, Lavorne (B), Tulsa . . . 1951-53
Williams, Clarence (RB), Michigan . . . 1999-2000
Williams, James (CB), Fresno State . . . 1994
Yesiedin, Dan (E), None . . . 1927-28

22

Anderson, Damien (RB), Northwestern (also wore #20) 2002-05
Anderson, Ed (E), Notre Dame (also wore #4, 16) . . . 1922-25
Baker, Conway (T), Centenary . . . 1936-43, '45
Burl, Alex (B), Colorado A&M . . . 1956
Butler, Crezdon (CB), Clemson (also wore #32) . . . 2011-12
Carter, Dychod (CB), Kansas State (also wore #38) . . . 2004-05
Chachere, Andre (CB), San Jose State . . . 2019
Daoust, Dave (DB), Notre Dame . . . 1991-93
Gault, Prentice (RB), Oklahoma . . . 1961-67
Gay, William (CB), Louisville . . . 2012
Gehrfke, Fred (B), Utah . . . 1950
Gordon, Lou (T), Illinois . . . 1930-35
Hardy, Jim (B), Southern California (also wore #21, 24) . . . 1949-51
Higgs, Mark (RB), Kentucky . . . 1994-95
Jackson, Charley (B), Southern Methodist . . . 1958
Jefferson, Tony (S), Oklahoma . . . 2013-16
Jay, Bill (DB), Purdue . . . 1984
Knight, Tom (B), Iowa (also wore #24) . . . 1997-2001
Logan, T.J., (RB), North Carolina . . . 2017-18
Mallof, Ray (B), Southern Methodist (also wore #78, 98) . . . 1941, '46-48
Paul, Don (DB/HB), Washington State (also wore #30) 1950-63
Sachs, Len (E), Loyola (Ill.) (also wore #7) . . . 1927-23
Smith, Emmitt (RB), Florida . . . 2003-04
Starks, Duane (CB), Miami (Fla.) (also wore #28) . . . 2002-06
Ware, Matt (CB/S), UCLA . . . 2006-10
Wehrli, Roger (CB), Missouri . . . 1969-82
Wilson, Adrian (SS), North Carolina State (also wore #24) . . . 2001-12
Zenner, Zach (RB), North Dakota State . . . 2019

23

Abdullah, Hamza (S), Washington State (also wore #21, 41) . . . 2009-11
Alford, Robert (CB), Southeastern Louisiana . . . 2019
Benwiehre, Bene (CB), San Jose State . . . 2018
Blazine, Tony (T), Illinois Wesleyan . . . 1935-40
Bradford, Ronnie (CB), Colorado . . . 1996
Butler, John (B), Tennessee . . . 1944
Clement, John (B), Southern Methodist . . . 1941
Flaming, Jamell (CB), Oklahoma . . . 2012-13
Fletcher, Charles (G/T), Southern . . . 1961
Greig, Marion (RB), Arizona State . . . 2014
Heast, Garrison (RB), Georgia . . . 1993-95
Hunter, Barrell (CB), Miami (Ohio) . . . 2006
Johnson, Chris (B), East Carolina . . . 2015-17
McBride, Truamaine (CB), Mississippi . . . 2010
McGann, Bryan (S), Southern Methodist . . . 2013
McGee, Dell (CB), Auburn (also wore #24) . . . 1996-98
Mehringner, Pete (T), Kansas (also wore #19) . . . 1934-36
Paremore, Bob (RB), Florida A&M . . . 1963-64
Perrin, Benny (FS), Alabama . . . 1982-85
Peterson, Adrian (RB), Oklahoma . . . 2017
Red, Lamont (CB), North Carolina State (also wore #20) . . . 2005
Rhinehart, Coby (DB), Southern Methodist . . . 1999-03
Roland, Johnny (RB), Missouri . . . 1966-72
Scott, Ed (FS), Grambling . . . 1987
Speegle, Cliff (G), Oklahoma (also wore #64) . . . 1945
Stone, Ken (DB), Vanderbilt . . . 1977-80
Thurman, Dennis (FS), Southern California . . . 1986
Turner, Marcus (DB), UCLA . . . 1989-91

24

Walls, Raymond (CB), Southern Mississippi . . . 2005
Whalen, Bill (T), None . . . 1929-24
Babatsky, Al (T), Fordham (also wore #18, 46) 1938-39, '41-42
Baker, Roy (CB), Southern California . . . 1929-30
Bates, Mario (RB), Arizona State . . . 1998-99
Brosky, Al (B), Illinois . . . 1954
Brown, Terry (DB), Oklahoma State . . . 1969-70
Car, Jim (B), Morris Harvey . . . 1955, '57
Cochran, John (B), Wake Forest . . . 1947-50
Collins, Paul (B), Missouri . . . 1945
Creighton, Milan (E), Arkansas (also wore #25) . . . 1931-37
Currie, Herschel (DB), Oregon State . . . 1994
Hardy, Jim (B), Southern California (also wore #21, 22) . . . 1949-51
Hunter, Patrick (CB), Nevada . . . 1995
Hust, Al (E), Tennessee . . . 1946
Kellogg, Clarence (B), St. Mary's (Calif.) . . . 1936
Knight, Tom (CB), Iowa (also wore #22) . . . 1997-2001
Kuzman, John (T), Fordham . . . 1941
McCarthy, John (B), St. Francis . . . 1944
McGee, Dell (CB), Auburn (also wore #23) . . . 1996-98
Morris, Wayne (RB), Southern Methodist . . . 1976-83
O'Connor, Dan (G), Georgetown . . . 1929-24
Olson, Carl (T), UCLA . . . 1942
Peterson, Frank (B), Pittsburgh . . . 1938-39
Psaltis, Jim (B), Southern California . . . 1953, '55
Reynolds, John (C), Baylor . . . 1937
Sitko, Emil (B), Notre Dame . . . 1951-52
Stacy, William (DB), Mississippi State . . . 1959-63
Watkins, Bob (B), Ohio State . . . 1958
Wilson, Adrian (S), North Carolina State (also wore #22) . . . 2001-12
Wolfley, Ron (RB), West Virginia . . . 1985-91

25

Bakken, Jim (K), Wisconsin . . . 1962-78
Belden, Charles (B), St. Mary's (Calif.) (also wore #39) 1929-31
Blair, Stanley (CB), Southeastern Oklahoma State . . . 1990
Blount, Eric (RB/KR), North Carolina . . . 1992-93
Brooks, Carlos (DB), Bowling Green . . . 1995
Byrant, Christian (S), Ohio State . . . 2016
Chaves, Corey (DB), Vanderbilt . . . 1998-2001
Christman, Marqui (S), Midwestern State . . . 2016
Clark, Beng (B), Oklahoma . . . 1940
Creighton, Milan (E), Arkansas (also wore #24) . . . 1931-37
Dowell, Gwyn (B), Texas Tech . . . 1933-36
Eckd, Bob (T), Wisconsin (also wore #46) . . . 1945
Goss, Jason (CB), Texas Christian . . . 2003
Green, Roy (DB/WR), Henderson State (also wore #81) . . . 1979-90
Green, Eric (CB), Virginia Tech . . . 2005-08
Greene, Frank (B), Tulsa . . . 1934
Higgins, Jim (G), Trinity Texas . . . 1941
Jones, Chris (CB), Nebraska . . . 2018
Koken, Mike (B), Notre Dame . . . 1933
Krejci, Joe (E), Peru State (Ind.) . . . 1934
McAfee, Fred (RB), Mississippi College . . . 1994
McFadden, Bryant (CB), Florida State . . . 2009
Mitchell, Roland (CB), Texas Tech . . . 1988-89
Moore, Bill (B), Loyola (La.) . . . 1932
Murphy, Bill (G), Washington (Mo.) (also wore #12) . . . 1940-41
Neil, Jim (B), Texas Tech . . . 1939
Nolan, Dick (B), Maryland . . . 1958
Norton, Jerry (RB), Southern Methodist . . . 1959-61
Oskalek, Heanyai (FS), Southern California . . . 2004
Powers, Jerard (CB), Auburn . . . 2013-15
Prentice, Travis (RB), Miami (Ohio) . . . 2002
Rhodes, Ray (FS), Louisville . . . 2010-12
Schillingers, Andy (WR), Miami (Ohio) . . . 1988-89
Sims, Ken (CB), Iowa . . . 1987
Williams, Tramon (CB), Louisiana Tech . . . 2017

26

Apolski, Ray (T), Marquette (also wore #69, 75) . . . 1941-42, '45-50
Bogue, George (B), Stanford . . . 1930
Brown, J.B. (DB), Maryland . . . 1998
Cecil, Chuck (FS), Arizona . . . 1993
Colbert, Randy (DB), Lamar . . . 1977
Cook, Dave (B), Illinois . . . 1934-36
Crump, Dwayne (DB), Fresno State . . . 1973-76
Dougherty, Phil (C), Santa Clara . . . 1938
Downs, Michael (FS), Rice . . . 1989
Field, Amad (WR), Montclair State . . . 1990-91
Fisher, Mike (WR), Baylor . . . 1984
Handler, Phil (G), Texas Christian (also wore #32, 46) . . . 1936-38
Heidel, Jimmy (DB), Mississippi . . . 1966
Hood, Roderick (CB), Auburn . . . 2007-08
Hultz, George (OT), Southern Mississippi . . . 1962
Johnson, Rashad (S), Alabama (also wore #49) . . . 2009-15
Jones, Thomas (RB), Virginia . . . 2000-02
Jones, Tony (DB), Syracuse (also wore #37) . . . 1995
Latourette, Chuck (DB/P), Rice . . . 1967-68, '70-71
Ledbetter, Homer (B), Arkansas . . . 1932-33
Lott, Thomas (RB), Oklahoma . . . 1979
Lyles, Lester (FS), Virginia . . . 1988
McDaniel, Emmanuel (CB), East Carolina . . . 2003
Miller, Milford (G), Chadron State . . . 1936-37
Price, Mitchell (DB), Tulane . . . 1992

27

Schmitt, George (S), Delaware . . . 1983
Smith, Ben (DB), Georgia . . . 1995-96
Smith, George (B), Villanova . . . 1943
Steinbach, Larry (T), St. Thomas (Minn.) . . . 1931-33
Tate, Robert (CB), Cincinnati . . . 2004-06
Wells, Beanie (RB), Ohio State . . . 2009-12
Williams, Brandon (CB), Texas A&M . . . 2016-19

28

Adams, Michael (CB) Louisiana-Lafayette . . . 2007-12
Allen, Carl (DB), Southern Mississippi . . . 1977-82
Branch, Tyvon (S), Connecticut . . . 2016-17
Diehl, Charles (G), Idaho . . . 1930-31
Dugan, Len (C), Wichita (also wore #46, 48) . . . 1937-39
Eason, Nijrell (DB), Arizona State . . . 2002
Howard, Ty (CB), Ohio State (also wore #29) . . . 1997-98
Johnson, Gregory (SS), Oklahoma State . . . 1987
Johnson, Leonard (CB), Iowa State . . . 2018
Lokane, Joe (G), Northwestern . . . 1941
Macklin, David (CB), Penn State . . . 2004-06
Martin, Glen (B), Southern Illinois . . . 1932
Mayes, Tony (FS), Kentucky . . . 1987
Moss, Eddie (RB), Southeast Missouri State . . . 1973-76
Nelson Jr., Robert (CB), Arizona State . . . 2015
Olson, Chris (DB), Oregon . . . 1991, '92, '93-94
Paul, Tito (DB), Ohio State . . . 1995-97
Peterson, Kevin (CB), Oklahoma State . . . 2019
Shivers, Roy (RB), Utah State . . . 1966-72
Taylor, Curtis (S), Louisiana State . . . 2013
Taylor, Jay (CB), San Jose State . . . 1989-92
Tipton, Howard (B), Southern California (also wore #34) . . . 1933-37
White, Corey (CB), Samford . . . 2015

29

Arrington, J.J. (RB), California . . . 2005-08
Bennett, Tommy (S), UCLA . . . 1996-2000
Berry, Gil (B), Illinois . . . 1940-43
Bethel, Justin (CB), Presbyterian (also wore #31) . . . 2012-17
Bonelli, Ernie (B), Pittsburgh . . . 1945
Carter, Ross (G), Oregon . . . 1936-39
Civcone, Ben (C), Duquesne . . . 1942
Evans, Dick (E), Iowa (also wore #35) . . . 1940-43
Farmer, Ted (RB), Oregon . . . 1970
Flenniken, Max (B), Geneva . . . 1938
Giblin, Robert (DB), Houston . . . 1977
Griffith, Homer (B), Southern California (also wore #33) . . . 1934
Jeffrey, Tony (RB), Texas Christian . . . 1988
Leinhardt, Porter (B), Washington State . . . 1933
Lofoten, Steve (DB), Texas A&M (also wore #42) . . . 1991-93
Mendenhall, Rashard (RB), Illinois . . . 2013
Nesbitt, Dick (B), Drake (also wore #47) . . . 1913
Nichols, Deastrick (CB), South Florida (also wore #39) . . . 2018
Ogden, Ray (FL), Alabama . . . 1965-66
Pittman, Charlie (RB), Penn State . . . 1970
Rankin, Walt (B), Texas Tech (also wore #40, 42, 63) . . . 1941, '43, '45-47
Rashad, Ahmad (WR), Oregon . . . 1972-73
Shaw, Jesse (G), Southern California . . . 1931
Starks, Duane (CB), Miami (Fla.) (also wore #22) . . . 2002-04
Stringer, Scott (DB), California . . . 1974
Traylor, Lamar (CB), Boise State . . . 2018
Toler, Greg (CB), Saint Paul's (Va.) . . . 2009-12
Toscani, Frank (B), St. Mary's (Calif.) . . . 1932
Vesser, John (E), Idaho (also wore #10, 36) . . . 1927, '30-31
Washington, Charles (S), Fresno State . . . 2019

29

Britton, Earl (B), Illinois . . . 1929
Bush, Michael (RB), Louisville . . . 2014
Carter, Joe (E), Southern Methodist . . . 1945
Clemens, Chris (S), Clemson . . . 2014-15
Cosner, Don (B), Montana State . . . 1939
Doyle, Ted (E), Nebraska . . . 1944
Edmonds, Chase (RB), Fordham . . . 2018-
Harris, Quentin (S), Syracuse . . . 2002-05
Hobley, Lifford (DB), Louisiana State . . . 1985
Holloway, Johnny (CB), Kansas . . . 1987
Holman, Scott (WR), Oregon . . . 1986
Howard, Ty (CB), Ohio State (also wore #27) . . . 1997-98
Keys, Brady (DB), Colorado State . . . 1966
Lynch, Lorenzo (DB), California State-Sacramento . . . 1990-95
Martin, John (B), Oklahoma . . . 1941-44
McDonald, Mickey (B), None (also wore #44) . . . 1925-30
Murrell, Adrian (RB), West Virginia . . . 1998-99
Rodgers-Cromartie, Dominique (CB), Tennessee State . . . 2008-10
Shelley, Der (B), Texas . . . 1930
Simon, Tharold (CB), Louisiana State . . . 2016
Smith, Alfonso (RB), Kentucky (also wore #46) . . . 2010-13
Taylor, Chester (RB), Toledo . . . 2011
Williams, Gerald (CB), Langston . . . 1980
Wood, Bob (T), Alabama . . . 1940
Zamort, Ronald (CB), Western Michigan . . . 2017

30

Allen, Ed (E), Creighton . . . 1928
Ayandadejo, Obafemi (FB), San Diego State . . . 2004-06
Boyd, Bill (B), Westminster (Mo.) . . . 1930-31
Bradley, Bill (DB), Texas . . . 1977
Bradley, Hal (G), Iowa . . . 1928



Brown, Lance (DB), Indiana	1995-96	Crenshaw, Willis (FB), Kansas State	1964-69	Reaves, Ken (S), Norfolk State	1974-77
Bryant, Charlie (RB), Allen (S.C.)	1966-67	Evans, Earl (T), Harvard	1925	Ribble, Loran (G), Hardin-Simmons	1933
Chick, Andy (C), Villanova	1940-41	Glick, Frederick (DB), Colorado A&M	1960-61	Sikahema, Vai (RB/RB), Brigham Young	1986-90
Claypool, Ralph (C), Purdue (also wore #10)	1925-26, '28	Gray, Tim (DB), Texas A&M	1975	Sloan, Dwight (DB), Arkansas	1938
Davis, Jalen (CB), Utah State	2019	Green, Justin (FB), Montana	2009	Stephens-Howling, LaRond (DB), Pittsburgh	2009-12
Green, Marshaay (CB), Mississippi	2011	Griffith, Homer (B), Southern California (also wore #28)	1934	Swearington, D.J. (S), South Carolina	2015-16, '18-19
Firm, Bernie (D), Holy Cross	1932	Jackson, Roland (FB/LB), Rice	1962	Soot, Walt (T), Bucknell	1946-48
Ford, Rudy (S/CB), Auburn	2017-18	Knoll, John (DB), Creighton	1942, '45	Thompson, Bill (RB), Nebraska	1963-65, '67
Hammond, Gary (WR), Southern Methodist	1973-76	Le, Monte (LB), Texas	1961	Vesser, John (E), Idaho (also wore #10, 28)	1927, '30-31
Hansen, Cliff (B), Luther	1933	Lind, Al (C), Northwestern	1935	Withrow, Cal (C), Kentucky	1970-71
Hinchman, Hub (B), Butler (also wore #32)	1933-34	Matson, Ollie (RB), San Francisco	1952-58		
Lawrence, Jim (B), Texas Christian (also wore #8, 11)	1936-39	McAdoo, Derrick (RB), Baylor	1978		
Little, David (TE), Middle Tennessee State	1990	McClough, Brandon (B), Oklahoma	1940-41		
McElroy, Leeland (RB), Texas A&M	1996-97	McDonald, Hugh (CB), Memphis	2010		
Mitchell, Stump (RB), Citadel	1981-89	Morrow, Harold (FB), Auburn	2005		
Monahan, Regis (G), Ohio State	1939	Murphy, Jr., Byron (CB), Washington	2019		
Moore, Ronald (DB), Pittsburg State (Kan.) (also wore #20)	1993-94, '97	Olsewsky, Johnny (B), California (also wore #36)	1953-57		
Morrow, John (G), Kearney State	1937-38	Okoniewski, Steve (DT), Washington (also wore #36)	1976		
Person, Ara (TE), Morgan State	1972	Pappio, Joe (B), Haskell	1930		
Peterson, Ken (B), Gonzaga	1935	Powell, William (RB), Kansas State	2012		
Shelby, Willie (RB), Alabama	1978	Russell, Doug (B), Kansas State (also wore #12, 32)	1934-39		
Simas, Bill (B), St. Mary's (Calif.)	1932-33	Scobey, Josh (RB), Kansas State	2006		
Taylor, Stephan (RB), Stanford	2013-16	Somes, Bernie (B), Duquesne	1984-85		
White, Anthony (RB), Kentucky	2002	Walker, Quentin (RB), Virginia	1984-85		
White, Paul (RB), Texas-El Paso	1970-71	Williams, Kerwynn (RB), Utah State	2014-17		
		Willingham, Larry (DB), Auburn	1971-72, '76		
		Yablonski, Ventan (B), Columbia	1948-51		

31

Ashton, Josh (RB), Tulsa	1975
Beatty, Chuck (DB), North Texas State	1972
Bethel, Justin (CB), Presbyterian (also wore #28)	2012-17
Brown, Rod (FB), North Carolina State	1997-98
Cromartie, Antonio (CB), Florida State	2014
Daanen, Jerry (WR), Miami (Fla.) (also wore #41)	1968-70
Davis, Jerry (B), Southeast Louisiana	1948-51
Failing, Fred (G), Central J.C. (Kan.)	1930
Fain, Richard (DB), Florida	1991
Ferrell, Earl (RB), East Tennessee State	1982-89
Field, Harry (T), Oregon State	1934-36
Fife, Ralph (G), Pittsburgh	1942, '45
Fitzgibbon, Paul (B), Creighton	1928
Hammark, Malcolm (RB), Florida	1955, '57-66
Harris, Ode (DB), Sam Houston State	1992-94
Hummel, Arnie (B), Lombard	1927
Johnson, David (RB), Northern Iowa	2015-19
Johnston, Jimmy (B), Washington	1946
Marshall, Richard (CB), Fresno State	2011
Shipp, Marcel (RB), Massachusetts	2001-07
Symank, John (DB), Florida	1963
Terry, Ryan (RB), Iowa	1995-96
Tinsley, Gaynell (E), Louisiana State (also wore #11, 49)	1937-38, '40
Tinsley, Jess (T), Louisiana State (also wore #21)	1929-33
Weaver, Charles (G), Chicago (also wore #32)	1930
Wilson, Gordon (C), Texas Mines	1942-43, '45
Wright, Jason (RB), Northwestern	2009-10

32

Anderson, Otis (RB), Miami (Fla.)	1979-86
Baker, Budda (S), Washington (also wore #36)	2017-20
Banonis, Vince (C), Detroit (also wore #11)	1942, '46-50
Boutcher, Nehemiah (FB), The Citadel	2010
Butler, Crendon (CB), Clemson (also wore #22)	2011-12
Coleman, Derrick (FB), UCLA	2018
Croom, Larry (RB), Nevada-Las Vegas	2002
Daddio, Bill (E), Pittsburgh	1941-42
Deskin, Versil (S), Drake (also wore #45)	1935-39
Flagler, Terrence (RB), Clemson	1990-91
Gray, Oscar (FB), Arkansas	1995
Grosvener, George (B), Colorado	1936-37
Handler, Phil (G), Texas Christian (also wore #26, 32)	1930-36
Harrison, Reggie (RB), Cincinnati	1974
Harvey, Frank (FB), Georgia	1994
Hayden, Leo (RB), Ohio State	1972-73
Hinchman, Hub (B), Butler (also wore #30)	1933-34
Holmer, Walt (B), Northwestern	1931-32
Jackson, James (RB), Miami (Fla.)	2005
James, Edgerlin (RB), Miami (Fla.)	2006-08
Johnson, LeShon (RB), Northern Illinois	1995-97
Jordan, Tony (RB), Kansas State	1988-89
Latin, Jerry (RB), Northern Illinois	1975-78
Lindsey, Korey (CB), Southern Illinois	2011
Mathieu, Tyram (S), Louisiana State	2013-17
Mooney, Jim (T), Georgetown	1935
Pittman, Michael (RB), Fresno State	1998-2001
Russell, Doug (B), Kansas State (also wore #12, 33)	1934-39
Weaver, Charles (G), Chicago (also wore #31)	1930
Word, Barry (RB), Virginia	1994

33

Barnes, Lawrence (RB), Tennessee State	1978
Belton, Willie (RB), Maryland State	1973-74
Boston, Ter (S), North Carolina	2018
Bouie, Kevin (RB), Mississippi State	1997
Brown, Ivory Lee (RB), Arkansas-Pine Bluff	1991-92
Brown, Theotis (RB), UCLA	1979-81
Burch, John (RB), Tennessee-Martin	1989
Cahill, Ron (B), Holy Cross	1943
Cheatnam, Lloyd (DB), Auburn (also wore #66)	1942

34

Clark, Jessie (RB), Arkansas	1988-89
Glasgow, Willis (B), Iowa	1931
Griffith, Robert (FS), San Diego State	2005-06
Harper, Pat (B), Wisconsin	1946-50
Heater, Don (RB), Montana Tech	1972
Hickman, Larry (B), Baylor	1959
Hightower, Tim (RB), Richmond	2008-10
Hogge, Terry (S), Georgia	1994-96
James, Willie (DB), Salem College	1983
Jackson, Dexter (FS), Florida State	2003-04
Jones, Steve (RB), Duke	1974-76
Jue, Bhawoh (S), Penn State	2007
Koman, William (LB), North Carolina	1959-67
Makovic, Joel (FB), Nebraska	1990-92
Miller, Harlan (CB/S), SE Louisiana	2016-17
Mumford, Tony (RB), Penn State	1985
Panelli, John (FB/LB), Notre Dame	1951-53
Parmele, Jalen (RB), Toledo	2014
Rooney, Cobb (E), None	1929-30
Rosema, Rocky (LB), Michigan	1968-71
Thompson, Anthony (RB), Indiana	1990-92
Thompson, Jalen (S), Washington State	2019
Tipton, Howard (B), Southern California (also wore #27)	1933-37
Williams, Ryan (RB), Virginia Tech	2011-13

35

Arenas, Javier (CB), Alabama	2013
Brooks, Carlel (CB), Adams State	2015
Burkett, Jeff (E), Louisiana State (also wore #88, 89)	1947
Carter, Dyshod (CB), Kansas State (also wore #22 and #38)	2004
Celestin, Oliver (SS), Texas Southern	2000
Childress, Joe (RB), Auburn	1960, 62-65
Duggins, George (E), Purdue (also wore #43)	1934
Evans, Dick (E), Iowa (also wore #28)	1940-43
Griffin, Jeff (CB), Utah	1981-85
Kochel, Mike (G), Fordham	1939
Kreider, Dan (FB), New Hampshire	2005
Maple, Howard (B), Oregon State	1930
Masters, Walt (DB), Pennsylvania (also wore #40)	1943-44
Mims, Robert (RB), Kansas	1998
Otis, Jim (RB), Ohio State	1973-78
Pearcy, Bijohn (RB), Idaho	2017
Pleasant, Eddie (S), Oregon	2018
Rogers, Glynn (G), Texas Christian	1939
Shazor, Ernest (S), Michigan	2005
Sherman, Anthony (FB), Connecticut	2011-12
Smith, Dennis (TE), Utah	1990
Stegert, Larry (RB), Texas A&M	1971
Thompson, Delonte (S), Alabama	2019
White, Arthur (G), Alabama	1940-41
Williams, Aeneas (CB), Southern	1991-90

36

Baker, Budda (S), Washington (also wore #32)	2017-20
Balasz, Frank (B), Iowa (also wore #44)	1941, '45
Barrett, David (CB), Arkansas	2000-03
Buccannon, Deone (S), Washington State (also wore #20)	2018
Bukant, Joe (B), Washington (Mo.)	1942-43
Butler, Jim (RB), Edward Waters (Fla.)	1972
Christopherson, Ryan (FB), Wyoming	1996
Ferr, Diamond (RB), Syracuse	2006
Harrington, Perry (RB), Jackson State	1984-85
Lane, MacArthur (RB), Utah State	1968
Mestnik, Frank (RB), Marquette	1960-61
Morris, Alfred (RB), Florida Atlantic	2019
Okoniewski, Steve (DT), Washington (also wore #33)	1976
Olsewsky, Johnny (B), California	1953-57
Pasquariello, Ralph (B), Villanova	1951-52
Phillips, Rod (RB), Jackson State	1979-80

Ribble, Loran (G), Hardin-Simmons	1933
Sikahema, Vai (RB/RB), Brigham Young	1986-90
Sloan, Dwight (DB), Arkansas	1938
Stephens-Howling, LaRond (DB), Pittsburgh	2009-12
Swearington, D.J. (S), South Carolina	2015-16, '18-19
Soot, Walt (T), Bucknell	1946-48
Thompson, Bill (RB), Nebraska	1963-65, '67
Vesser, John (E), Idaho (also wore #10, 28)	1927, '30-31
Withrow, Cal (C), Kentucky	1970-71

38

Amerson, David (CB), North Carolina State	2018
Barny, Chris (S), Southern Methodist	2018
Burns, Leon (RB), California State-Long Beach	1972
Carter, Dyshod (CB), Kansas State (also wore #22 and #35)	2004
Cross, Bill (B), Louisiana State	1930
Dunstan, Elynn (T), Portland	1938-39
Ellington, Andie (RB), Clemson	2013-17
Harris, Kenny (DB), North Carolina State	1997
Nelson, Lee (S), Florida State	1976-86
Rose, Gene (DB), Wisconsin (also wore #37)	1929-32
Sabados, Andy (G), Citadel	1939-40
Scales, Hurlis (DB), North Texas State	1974
Shood, Fred (C), Texas Christian	1941
Triplett, Bill (RB), Miami (Ohio)	1962-63, 65-66
Zorich, Michael (S), Penn State	1989-93

39

Belden, Charles (B), St. Mary's (Calif.) (also wore #2)	1929-31
Bronson, John (TE/FB), Penn State (also wore #85)	2005-06
Brouka, Elie (CB), Calgary	2016
Curtillon, Tony (DB), Ohio State	2006
Deconvante, Bill (B), Northwestern	1947-48
Dwulis, Al (B), Temple	1945-46
Edwards, Cid (RB), Tennessee State	1968-71
Harrell, William (RB), Pacific	1978-84
Hensley, Brian (RB), Bucknell	1994
Hughes, Robert (RB), Notre Dame	2014
Johnson, Johnny (RB), San Jose State	1990-92
McKinley, Dennis (FB), Mississippi State	1999-2002
Nichols, Deatrick (CB), South Florida (also wore #28)	2018
Perko, John (G), Minnesota	1944
Richardson, J.C. (DB), Miami (Fla.)	1995
Sanders, James (S), Fresno State	2012
Sargent, Broderick (RB), Baylor	1986-87

40 (Retired)

Adams, Michael (CB), Arkansas State	1989
Bredde, Bill (B), Oklahoma A&M	1964
Crowd, Bobby Joe (F), Texas A&M	1960-68
Cross, Landon (DB), Southern California	1955-57
Fisher, Ev (B), Santa Clara (also wore #10)	1938-39
Gay, Bill (B), Notre Dame	1951-52
Goodman, Don (RB), Cincinnati (also wore #37)	1987
Greene, Doug (DB), Texas A&I	1978
Lee, Randy (RB), Houston	1979-85
Massey, Robert (DB), North Carolina Central	1991-93
Masters, Walt (DB), Pennsylvania (also wore #35)	1943-44
Moore, Derrick (RB), Northeastern State (Okla.)	1996-97
Moylman, Tim (C), Notre Dame (also wore #11)	1932-33
Norman, Bob (C), None	1945
Popovich, John (B), St. Vincent	1944
Rankin, Walt (B), Texas Tech (also wore #28, 42, 63)	1941, '43
Sarringhaus, Paul (B), Ohio State	1946
Smith, Bill (E), Washington	1934-39

Tillman, Pat (S), Arizona State (honored with number retirement) . . . 1998-2003

Triplett, Wally (B), Penn State . . . 1952-53
Washington, Eric (DB), Texas-El Paso . . . 1972-73
Yarr, Tom (C), Notre Dame . . . 1933

41

Abdullah, Hamza (S), Washington State (also wore #21, 23) . . . 2009-11
Bedford, Vance (CB), Texas . . . 1982
Betha, Antonio (S), Howard . . . 2017-18
Bova, Tony (C), St. Francis . . . 1944
Carter, Carl (CB), Texas Tech . . . 1986-89
Carter, Willie (B), Tennessee State . . . 1953
Cooper, Marcus (CB), Rutgers . . . 2016
Curry, Clarence (CB), Villanova . . . 2016
Daanen, Jerry (WR), Miami (Fla.) (also wore #31) . . . 1968-70
Dewell, Bill (E), Southern Methodist (also wore #7) . . . 1940-41, '45-49
Drake, Kenyan (RB), Alabama . . . 2019-20
Duren, Clarence (S), California . . . 1973-76
Ghesnach, Vernon (G), Auburn . . . 1943
Hill, James (DB), Sam Houston State . . . 1960-64
Lucas, Justin (DB), Abilene Christian . . . 1999-2003
Murray, Tom (B), Arkansas . . . 1934
Polsoft, Fran (E), Washington State . . . 1950-52
Provost, Ted (DB), Ohio State . . . 1971
Rogge, George (E), Iowa . . . 1931-33
Sarboe, Phil (B), Washington State . . . 1934-36
Shenfield, Paul (T), Manchester . . . 1934-35
Thomas, Jim (E), Oklahoma . . . 1939-40
Wheeler, Ernie (B), North Dakota State . . . 1939-42
Whitley, Eddie (CB), Virginia Tech . . . 2014
Wright, Nate (DB), San Diego State . . . 1969-70

42

Booty, John (DB), Texas Christian . . . 1993
Detwiler, Chuck (S), Utah State . . . 1973
Dove, Bob (E), Notre Dame . . . 1948-53
Duggan, Dennis (T), Oklahoma (also wore #60, 64) . . . 1942-43, '45-46
Garrett, Glenn (LB), Sioux Falls (also wore #92) . . . 2018-20
Goldberg, Marshall "Biggie" (B/DB), Pittsburgh . . . 1939-40
'46-48 (also wore #73, 99)
Goodwin, C.J. (CB), California (PA) . . . 2017
Hodgins, James (FB), San Jose State . . . 2003-05
Holt, Terrence (FS), North Carolina State . . . 2007
Hornstorn, Ray (B), Purdue (also wore #21) . . . 1934
Ivy, Frank (PO), Oklahoma (also wore #7, 51) . . . 1940-42, '45-47
James, Javaris (RB), Miami (Fla.) . . . 2012
Johnson, Bobby (DB), Texas . . . 1985-86
Lassiter, Kwame (DB), Kansas . . . 1995-02
Lifton, Steven (S), Texas A&M (also wore #28) . . . 1991-93
Preston, John (SS), Central State (Okla.) . . . 1987
Rankin, Matt (B), Texas Tech (also wore #28, 40, 63) . . . 1941, '43, '45-47
1968-69
Sanders, Lonnie (DB), Michigan State . . . 1971-76
Thompson, Norm (DB), Utah (also wore #43) . . . 1972
Tucks, Bob (WR), Utah State . . . 1972
Williams, Herb (DB), Southern . . . 1981-83
Williams, Jake (T), Texas Christian (also wore #42) . . . 1929-32
Wilson, Bill (E), Gonzaga . . . 1935-37
Woodson, Abe (DB), Illinois . . . 1955-66

43

Anderson, Stevie (WR), Grambling State (also wore #82) . . . 1995-96
Bayless, Martin (DB), Bowling Green . . . 1984
Busler, Ray (T), Marquette (also wore #97) . . . 1940-41, '45
Carpenter, Steve (DB), Western Illinois . . . 1981
Darby, Matt (S), UCLA . . . 1996-97
Duggins, George (E), Purdue (also wore #35) . . . 1934
Jenkins, Mike (CB), South Florida . . . 2016
Kassel, Charles (E), Illinois (also wore #12) . . . 1929-33
Montgomery, Bill (B), Louisiana State . . . 1946
Nichelini, Al (C), St. Mary's (Calif.) . . . 1935-36
Plummer, Tony (DB), Pacific . . . 1970
Reddick, Haason (LB), Temple . . . 2017
Robnett, Marshall (G), Texas A&M (also wore #21) . . . 1943, '45
Sauls, Mark (DB), Southwest Texas State . . . 1968-69
Thompson, Norm (DB), Utah (also wore #42) . . . 1971-76
Young, Lonnie (FS), Michigan State . . . 1985-90

44

Anderson, Donny (RB), Texas Tech . . . 1972-74
Baker, Tony (RB), East Carolina . . . 1989
Balazs, Frank (B), Iowa (also wore #36) . . . 1941, '45
Barry, Paul (B), Tulsa . . . 1955
Baxter, Jarrod (FB), New Mexico . . . 2004
Bieria, Keishawn (LB), Washington . . . 2019
Bradley, Hal (E), Elon . . . 1938-39
Brim, Michael (CB), Virginia Union . . . 1988
Christman, Paul (DB), Missouri (also wore #15) . . . 1945-49
Collier, Tim (CB), East Texas State . . . 1980-81
Cron, John David (RB), Texas A&M . . . 1958-64
Franklin, George (RB), Texas A&I . . . 1977-78
Gasparella, Joe (B), Notre Dame . . . 1951
Gilliam, John (WR), South Carolina State . . . 1969-71
Gordon, Markus (LB), Missouri . . . 2015-18
Graham, Al (G), None . . . 1932-33
Johnson, D.J. (DB), Kentucky . . . 1996

Karras, John (B), Illinois . . . 1952
Longo, Tom (DB), Notre Dame . . . 1971
Lynn, Dave (DB), Oregon State . . . 1955-57
McCleskey, J.J. (DB), Tennessee . . . 1996-00
McDonnell, Mickey (B), None (also wore #21) . . . 1925-30
Nevers, Ernie (B), Stanford (also wore #11) . . . 1929-31
Samuels, Terry (TE), Kentucky (also wore #89) . . . 1994-95
Schable, A.J. (FB), South Dakota (also wore #96) . . . 2006
Smith, Wayne (CB), Purdue . . . 1982-86
Stone, Michael (CB), Memphis . . . 2001-04
Swistowicz, Mike (B), Notre Dame . . . 1950
Volok, Bill (G), Tulsa . . . 1934-39
Woolsey, Rolly (DB), Boise State . . . 1978

45

Aldridge, Melvin (S), Murray State . . . 1995
Booth, Clarence (T), Southern Methodist . . . 1943
Bynes, Josh (LB), Auburn (also wore #57) . . . 2017-18
Carr, Lydell (FB), Oklahoma . . . 1989
Deskin, Versil (E), Drake (also wore #32) . . . 1935-39
Driskill, Joseph (DB), Northeast Louisiana . . . 1960-61
Durko, John (E), Albright . . . 1945
Fuller, Larry (B), None . . . 1934
Hanson, Homer (G), Kansas State . . . 1935-36
Hartfield, Trevon (CB/S), SW Oklahoma State . . . 2016
Hill, Renaldo (CB), Michigan State (also wore #21) . . . 2001-04
Hoy, George (DB), Michigan . . . 1971
Kiehl, Walt (TE), Miami (Fla.) . . . 1934-35
Mauri, Reagan (FB), Hawaii . . . 2010-12
McNally, Frank (C), St. Mary's (Calif.) . . . 1931-34
Person, Brandon (S), Tiffin . . . 2015
Robertson, Pete (LB), Texas Tech . . . 2019
Schwenk, Wilson (B), Washington (Mo.) . . . 1942
Silvestri, Carl (DB), Wisconsin . . . 1965
Smith, Cedric (FB), Florida . . . 1996-98
Smith, Leonard (DB), McNeese State . . . 1983-88
Smith, Perry (DB), Colorado State . . . 1977-79
Smith, Terrell (FB), Arizona State . . . 2007-08
Tolbert, Jim (S), Lincoln (Mo.) . . . 1973-75
Ucciotti, Mitch (T), San Jose State . . . 1945
Williams, Bobby (DB), Central State (Okla.) . . . 1966-67

46

Alexander, Brent (DB), Tennessee State . . . 1994-97
Babatsky, Al (T), Fordham (also wore #18, 24) 1938-39, '41-42
Bessillieu, Don (S), Georgia Tech . . . 1982
Brewer, Aaron (LS), San Diego State . . . 2016
Castille, Tim (FB), Alabama . . . 2007-08
Dugan, Len (C), Wichita (also wore #27, 48) . . . 1937-39
Eckl, Bob (T), Wisconsin (also wore #25) . . . 1945
Handler, Phil (G), Texas Christian (also wore #26, 46) . . . 1930-36
Heffin, Victor (DB), Delaware State . . . 1983
Johnson, Charles (DB), Grambling . . . 1981
Johnson, Paris (DB), Miami (Ohio) . . . 1999
Lee, Jeff (WR), Nebraska . . . 1980
Marotti, Lou (G), Toledo (also wore #54, 77) . . . 1943-45
McDonald, Tim (SS), Southern California . . . 1987-92
Mikulak, Mike (B), Oregon (also wore #48) . . . 1934-36
Pearson, Bert (C), Kansas State . . . 1935-36
Rue, Joshua (FB), Duquesne . . . 2003-04
Seno, Frank (B), George Washington (also wore #54) . . . 1945-46
Severson, Jeff (CB), Long Beach State . . . 1976-77
Smith, Alfonso (RB), Kentucky (also wore #29) . . . 2010-13
Spencer, Maurice (DB), North Carolina Central . . . 1974
Wright, Charles (CB), Tulsa . . . 1987

47

Bausch, Jim (B), Kansas . . . 1933
Campana, Al (B), Youngstown State . . . 1953
Conley, Steve (LB), Kansas . . . 1972
Cuppoletti, Brex (G), Oregon . . . 1934-38
Douds, Forrest (T), Washington & Jefferson . . . 1932
Francisco, Aaron (S), Brigham Young . . . 2005-08
Gordon, Bob (B), Tennessee . . . 1958
Hambrick, Troy (RB), Savannah State . . . 2004
Hogue, Murrell (T), Centenary . . . 1929
Kinek, George (B), Tulane . . . 1954
Lee, Bobby (E), Minnesota . . . 1968
Mack, Cedric (DB), Baylor . . . 1983-90
Morgan, Don (DB), Nevada . . . 2002
Nesbitt, Dick (B), Drake (also wore #28) . . . 1933
Parker, Joe (E), Texas (also wore #81) . . . 1946-47
Popa, Eli (B), Illinois . . . 1952
Riddick, Shaq (LB), West Virginia . . . 2015
Slater, Fred (T), Iowa (also wore #14, 91) . . . 1926-31
Turner, Ezekiel (LB), Washington . . . 2018
Younger, Jordan (DB), Connecticut . . . 2000

48

Aldrich, K.J. (C), Texas Christian . . . 1939-40, '43
Akins, Robert (DB), Grambling . . . 1968-69
Baynham, Craig (RB), Georgia Tech . . . 1972
Bergerson, Gil (T), Oregon State . . . 1933
Davis, Dexter (DB), Clemson (also wore #21) . . . 1991-93
Dugan, Len (C), Wichita (also wore #27, 46) . . . 1937-39
Fiske, Max (B), DePaul . . . 1937
Giordano, Dan (LB), Cincinnati . . . 2013

Hayes, Jarluis (TE), North Alabama (also wore #89) . . . 1996, '98
Henny, Steve (DB), Emporia State . . . 1979-80
Hill, Bronson (RB), Eastern Michigan . . . 2017
Hill, Ivy (DB), Trinity (Tex.) . . . 1931-32
Hodel, Nathan (LS), Illinois . . . 2001-08
Hoe, Bob (G), Pittsburgh . . . 1937-38
Johnson, Jerome (FB), Nevada . . . 2010
McBride, Oscar (TE), Notre Dame (also wore #87) . . . 1995-96
Mikulak, Mike (B), Oregon (also wore #46) . . . 1934-36
Morrow, Bob (G), Illinois Wesleyan . . . 1941-43
Phillips, Reggie (CB), Southern Methodist . . . 1988
Poole, Jim (E), Mississippi . . . 1945
Schultz, Eberle (G), Oregon State . . . 1944
Schwartz, Don (DB), Washington State . . . 1981
Strausbaugh, Jim (B), Ohio State . . . 1946
Washington, Lionel (DB), Tulane . . . 1983-86

49

Barni, Roy (B), San Francisco . . . 1952-53
Bernardi, Frank (B), Colorado . . . 1955-57
Burson, Jim (DB), Auburn . . . 1963-67
Diamond, Lorenzo (TE), Auburn . . . 2003-04
Drescher, Justin (LS), Colorado . . . 2017
Eikenberg, Charles (DB), Rice . . . 1948
Fenn, Chad (TE), Florida A&M (also wore #86) . . . 1993-95
Fitts, Kyle (LB), Utah . . . 2019
Hackbart, Dale (DB), Wisconsin . . . 1971-72
Hart, Lawrence (TE), Southern . . . 2001
Huffman, Frank (G), Marshall . . . 1939-41
Isaacson, Ted (T), Washington . . . 1934-35
Johnson, Rashad (S), Alabama (also wore #26) . . . 2009-15
Kiesling, Walt (G), St. Thomas (Minn.) (also wore #18, 19) . . . 1929-33
Lasker, Greg (FS), Arkansas . . . 1988
Maddock, Bob (G), Notre Dame (also wore #68) . . . 1942, '46
Noko, Niki (LB), Hawaii (also wore #57) . . . 1984-88
Reynolds, Bill (B), Mississippi . . . 1945
Robinson, Edmond (LB), Newberry . . . 2017
Robinson, Jack (T), Northeast Missouri State . . . 1936-37
Spence, Julian (B), Sam Houston State . . . 1956
Thurbon, Bob (B), Pittsburgh . . . 1944
Tinsley, Gaynell (E), Louisiana State (also wore #11, 31) . . . 1937-38, '40
Wagemann, Zack (LB), Montana . . . 2015
Wagstaff, Jim (B), Idaho State . . . 1959
West, William (DB), Oregon . . . 1960-61

50

Alford, Mike (C), Auburn . . . 1965
Beauchamp, Al (LB), Southern . . . 1976
Brown, Cody (LB), Connecticut (also wore #52) . . . 2009
Boyette, Garland (LB), Grambling State . . . 1962-63
Carr, Leo (B), UCLA (also wore #82) . . . 1945
Coome, Joe (T), Stephen F. Austin . . . 1947-49
Field, Book (LB), Baylor . . . 1982
Foster, Larry (LB), Michigan . . . 2014
Gillis, Don (C), Rice . . . 1958-61
Harris, Bob (LB), Auburn . . . 1983-85
Hartle, Greg (LB), Newberry (S.C.) . . . 1974-76
Jarostchuk, Ila (LB), New Hampshire . . . 1987-88, '89
Jennings, John (T), Ohio State (also wore #70) . . . 1950-57
Johnson, Al (C), Wisconsin . . . 2007-08
Maeda, Chad (B), Colorado A&M . . . 1946
Martin, Gabe (LB), Bowling Green . . . 2015-17
McCombs, Tony (LB), Eastern Kentucky . . . 1997-98
McIntyre, Jeff (LB), Arizona State . . . 1980
Merritt, David (LB), North Carolina State . . . 1993-95
Moch, Dontaig (LB), Nevada . . . 2013
Mulligan, Wayne (C), Clemson . . . 1969-73
Nunn, Freddie Joe (DE), Mississippi (also wore #58, 78) . . . 1983-93
Puki, Craig (LB), Tennessee . . . 1982
Putman, Earl (C), Arizona State . . . 1997
Reed, Brooks (LB), Arizona . . . 2019
Robinson, Jerry (LB), Texas A&M . . . 2010
Schiffold, O'Brien (LB), Wisconsin . . . 2010-12
Simmons, John (C), Detroit . . . 1951-56
Starkey, Jason (C), Marshall . . . 2000-03
Towns, Lester (LB), Washington . . . 2005
Wall, Walt (B), Miami (Fla.) . . . 1945
Wulfs, Al (C), Duquesne . . . 1944

51

Allerman, Kurt (LB), Penn State . . . 1977-80, '82-84
Bates, Theodore (LB), Oregon State (also wore #81) . . . 1960-62
Blackstock, Darryl (LB), Virginia (also wore #55) . . . 2005-07
Branehan, Tom (C), Oklahoma . . . 1973-81
Burton, Ron (LB), North Carolina . . . 1989
Chilton, Gene (C), Texas (also wore #58) . . . 1986-87
Christensen, Marty (B), Minnesota . . . 1940
Cobbins, Lyron (LB), Notre Dame . . . 1997
Darling, James (LB), Washington State . . . 2003-06
Eggers, Doug (LB), South Dakota State . . . 1958
Faulk, Trev (LB), Louisiana State (also wore #54) . . . 2002-03
Gil, Randy (LB), San Jose State . . . 1978
Hodges, Gerald (LB), Penn State . . . 2018
Hunley, Ricky (LB), Arizona . . . 1988
Ivy, Frank (Pop), E, Oklahoma (also wore #7, 42) . . . 1940-42, '45-47
Jones, Greg (LB), Colorado (also wore #59) . . . 2002
Kasper, Dick (C), Iowa State . . . 1966-68



Lenon, Paris (LB), Richmond	2010-12	Bradley, Dave (G), Penn State	1972	Cunningham, Ed (C), Washington (also wore #79)	1992-95
Lewis, Bill (C), Nebraska	1990-92	Bradley, Stewart (LB), Nebraska (also wore #52)	2011-12	Davis, Paul (LB), North Carolina	1980
Liebel, Frank (E), Norwich	1948	Colhouer, Jake (G), Oklahoma A&M	1944-48	Davis, Will (DB), Illinois	2009-10
Mewis, Bernard (B), Iowa	1945	Davis, Billy (DB), Clemson	1984	Favron, Calvin (LB), Southeast Louisiana	1979-82
Minter, Kevin (LB), Louisiana State	2013-16	Elzey, Charles (C), Southern Mississippi	1960-61	Forney, Phil (LB), East Tennessee State	1987
Monaco, Rob (C), Vanderbilt	1985	Goode, Trv (G/C), Kentucky	1962-71	Fredrickson, Rob (LB), Michigan State	1999-02
Olerich, Dave (LB), San Francisco	1969-70	Griffin, Bob (C/G), Arkansas	1961	Fua, Alani (LB), Brigham Young	2015-16
Radicic, Keith (C), Penn State	1987	Jones, Chandler (LB/DE), Syracuse	2016	Gersbach, Carl (LB), West Chester State	1976
Rucinski, Ed (E), Indiana (also wore #19)	1943-46	Jones, Jock (LB), Virginia Tech	1991-93	Howard, Thomas (LB), Texas Tech	1984-85
Ruethe, Mike (C), Texas	1986-87	Koegel, Warren (G), Penn State	1973	Joe, Leon (LB), Maryland	2004
Rutledge, Johnny (LB), Florida (also wore #58)	1999-02	LaBoy, Travis (LB), Hawaii	2008	Johnson, Brandon (LB) Louisville	2006-07
Sanford, Leo (C), Louisiana Tech (also wore #73)	1951-57	Marshall, Wilber (LB), Florida	1994	Johnson, Eric (LB), Nebraska	2005
Shanks, Simon (LB), Coahoma J.C. (Miss.)	1995	McDonald, Devon (LB), Notre Dame	2006	Jones, Greg (LB), Colorado (also wore #51)	2002
Togafau, Paga (LB), Idaho State	2008-09	Okobi, Chucky (C) Purdue	1997	Jones, Tyroné (LB), Southern	1988
Vallejo, Tanner (LB), Boise State	2019	Oliver, Vince (DB), Indiana	1945	Joyner, Seth (LB), Texas-El Paso	1994-96
Wham, Tom (E), Furman	1949-51	Porter, Joey (LB), Colorado State	2010-11	Kellum, Marv (LB), Wichita State	1977
White, Ray (LB), Syracuse (also wore #55)	1975-76	Robbins, John (B), Arkansas	1938-39	Lyman, Jeff (LB), Brigham Young	2012
		Sapp, Patrick (LB), Clemson	1998-99	Nash, Zack (LB), Sacramento State	1972
		Spradlin, Danny (LB), Tennessee	2010	So'oto, Vic (LB), Brigham Young	2013
		Thompson, Ray (LB), Tennessee	2000-04	Townsend, Curtis (LB), Arkansas	1978
		Walker, Reggie (LB), Kansas State (also wore #56)	2000-02	Walker, Joe (LB), Oregon	2018-19
		West, Stan (G), Oklahoma	1956-57	Williams, Brandon (LB), Texas Tech	2011
		Weatherpsom, Bill (LB), Missouri	2015		
		Whitaker, Sean (DB), Missouri	1983-84		
		White, Ray (LB), Syracuse (also wore #51)	1975-76		
		Williams, Eric (LB), Southern California	1977-82		

52

Baker, Charles (LB), New Mexico	1980-87
Belsiel, Monty (LB), Kansas State (also wore #50)	2006-08, '09
Bishop, Desmond (LB), California	2014
Bradley, Stewart (LB), Nebraska (also wore #55)	2011-12
Brinkley, Jasper (LB), South Carolina	2013
Butler, Victor (LB), Oregon State	2014
Caldwell, Mike (LB), Middle Tennessee State	1997
Clancy, Sean (LB), Amherst	1979-80
Cole, Mason (C), Michigan (also wore #64)	2018
Demens, Kenny (LB), Michigan (also wore #54)	2013-15
Fisher, Levar (LB), North Carolina State	2002-04
Gooden, Zavier (LB), Missouri	2016
Kirk, Randy (LB), San Diego State (also wore #57)	1989, '94-95
Leasey, Wesley (LB), Mississippi State	1995-96
LeVelle, Jack (LB), Ohio	1973-74
Louis, Lamar (LB), Louisiana State	2016
McDonald, Mike (LB), Catawba	1976
McGraw, Mike (LB), Wyoming	1976
Mitchell, Lance (LB), Oklahoma	2005
Obiozor, Cyril (LB), Texas A&M	2010
O'Brian, Dave (G), Boston College	1966-67
Ogle, Rick (LB), Colorado	1971
Rushing, Marion (LB), Southern Illinois	1959, '62-65
Small, Jessie (LB), Eastern Kentucky	1949
Walz, Zack (LB), Dartmouth	1998-2001
Washington, Chris (LB), Iowa State	1990
Whight, Willie (TE/F-B), Wyoming (also wore #80)	1992

53

Cain, Jim (E), Alabama	1949
Campbell, Bill (G), Oklahoma (also wore #21)	1945-49
Davis, Wayne (LB), Alabama	1987-88
Faust, George (B), Minnesota	1939
Fritsch, Ernest (C), Detroit	1960
Haggans, Carl (LB), Colorado State	2008-11
Jankovitch, Keever (E), Pacific (also wore #81)	1953
Jax, Garth (LB), Florida State	1989-95
Keiser, Thomas (LB), Stanford	2014
Keys, Isaac (LB), Morehouse	2004-06
Klinek, Tony (E), Illinois (also wore #61)	1951-52
Maddox, Mark (LB), Northern Michigan	1998-00
Magulick, George (B), St. Francis	1944
Neils, Steve (LB), Minnesota	1974-80
Rivers, James (LB), Bowling Green	1968-73
Shaffer, Craig (LB), Indiana State	1982-84
Shaffer, Craig (LB), Indiana State	1982-84
Shipley, A.G. (OL), Penn State	2015-19
Tubbs, Jerry (LB), Oklahoma	1957-58
Young, Michael (LB), Illinois	2001-03

54

Albright, Bryson (LB), Miami (OH)	2017
Banks, Tom (C), Auburn	1971-80
Bartu, Joplin (LB), Texas State	2016
Braxton, David (LB), Wake Forest	1990-93
Coppage, Al (E), Oklahoma	1940-42
Curran, Don (E), Boston College (also wore #18)	1943
Demens, Kenny (LB), Michigan (also wore #52)	2013-15
Dora, Vontarius (LB), Louisiana Tech (also wore #57)	2018-19
Faulk, Trev (LB), Louisiana State (also wore #51)	2002
Freemey, Dwight (LB), Syracuse	2015
Graham, Aaron (C), Nebraska	1996-99
Groves, Quentin (LB), Auburn	2012
Handy, Darryl (LB), Tennessee	1994-95
Hayes, Gerald (LB), Pittsburgh	2003-10
Junior, E.J. (LB), Alabama	1981-88
March, Sr., Cassius (LB), UCLA	1982-88
McKenzie, Reggie (LB), Tennessee	1989
Moore, Sio (LB), Connecticut	1989
Pierce, Don (C), Kansas	1943
Sanyika, Sekou (LB), California	2000-01
Seno, Frank (B), George Washington (also wore #46)	1945-46
Wheeler, Ted (G), West Texas State	1967-68

55

Abraham, John (LB), South Carolina	2013-14
Bagdon, Ed (G), Michigan State	1950-51
Bell, Anthony (LB), Michigan State	1986-90
Blackstock, Darryl (LB), Virginia (also wore #51)	2005-07

56

Bradley, Melvin (LB), Arkansas	1999
Carson, Glenn (LB), Penn State	2014
Davis, Carlos (LB), Auburn (also wore #58)	2004-09, '13, '17
DiBernardo, Rick (LB), Notre Dame	1986
Favre, Ken (LB), California	1988-93
Healy, Chip (LB), Vanderbilt	1969-70
Irving, Terry (LB), McNeese State	1994-98
Keamey, Tim (LB), Northern Michigan	1976-81
Klumb, John (E), Washington State (also wore #3)	1939-40
McDonough, Coley (B), Dayton	1939-44
McGill, Mike (LB), Notre Dame	1971-72
Moore, Zach (DE), Concordia-St. Paul	2018
Okefor, Chike (DE/LB), Purdue	2005-09
Scott, Carlos (C), Texas-El Paso	1983-85
Suggs, Terrell (LB), Arizona State	2019
Walker, Reggie (LB), Kansas State (also wore #55)	2009-12
Williams, Tom (C), Texas Tech	1990
Woodley, LeMar (LB), Western Michigan	2015
Woods, LeVar (LB), Iowa	2001-04

57

Arneson, Mark (LB), Arizona	1972-80
Blackburn, Bill (C), Rice	1946-50
Bretschneider, Carl (LB), Iowa State	1956-59
Bynes, Josh (LB), Auburn (also wore #45)	2017-18
Davis, Bill (T), Texas Tech	1940-41
Dora, Vontarius (LB), Louisiana Tech (also wore #54)	2018-19
Etiopulos, Jim (LB), Wyoming	1983
Gatewood, Curtis (LB), Vanderbilt	2010
Gillen, John (LB), Illinois	1981-82
Groom, Jerry (C), Notre Dame	1951-55
Hobson, Victor (LB), Michigan	2008
Holloway, David (LB), Maryland	2007-06
Huff, Orlando (LB), Fresno State	2005-06
Kauahi, Kam (C), Hawaii	1989-91, '93
Kirk, Randy (LB), San Diego State (also wore #52)	1989, '94-95
McKinnon, Ronald (LB), North Alabama	1969-74
Noga, Nilo (LB), Hawaii (also wore #49)	1984-88
Noga, Peter (LB), Hawaii	1987
Okefor, Alex (LB), Texas	2013-16
Parish, Don (LB), Stanford	1970-72
Parlavacchio, Chet (LB), Penn State	1983
Strofolino, Mike (LB), Villanova	1966-68
Westerman, Jamaal (LB), Rutgers	2012

58

Ahrens, Dave (LB), Wisconsin	1981-84
Armbrister, Thurston (LB), Miami	2018
Babin, Jason (LB), Western Michigan	2015
Barefield, John (LB), Texas A&I	1978-80
Black, Tim (LB), Baylor	1977
Chilton, Gene (C), Texas (also wore #51)	1986-87
Dansby, Carlos (LB), Auburn (also wore #56)	2004-09, '13, '17
Folston, James (LB), Northeast Louisiana	1999-2001
Hicks, Jordan (LB), Texas	2019
Hill, Eric (LB), Louisiana State	1989-97
McK, Terrence (LB), Clemson	1987
Miller, Terry (LB), Illinois	1971-74
Nunn, Freddie Joe (DE), Mississippi (also wore #50, 78)	1985-03
Rutledge, Johnny (LB), Florida (also wore #51)	1999-02
Seaborn, Thomas (LB), Michigan	1980
Tonelli, Mario "Motts" (B), Notre Dame (also wore #99)	1940, '45
Washington, Darryl (LB), Texas Christian	2010-13
Wright III, Scooby (LB), Arizona	2016-17

59

Barnes, Pete (LB), Southern	1973-75
Bavaro, David (LB), Syracuse	1990
Benard, Marcus (LB), Jackson State	2013-14
Clark, Ernie (LB), Michigan State	1968

60

Alford, Steve (DT), Washington	1987-88
Baker, Al (DE), Colorado State	1983-86
Barksdale, Joe (T), Louisiana State	2018
Burke, Thomas (DE), Wisconsin (also wore #95)	1999-02
Cotton, Barney (G), Nebraska	1980-82
Dugger, Conrad (G), Wyoming (also wore #66)	1972-77
Dobbin, Gil (T), Oklahoma (also wore #42, 64)	1942-43, '45
Finnie, Roger (T), Oklahoma A&M	1973-78
Foster, Ralph (T), Florida A&M (also wore #9, 64, 77)	1945-46
German, Jim (B), Centre	1940
Gruttaduria, Mike (C), Central Florida	2000-02
Hargrove, Jim (LB), Howard Payne	1971-72
Kellogg, Bob (B), Northeast Louisiana/Tulane	1940
Leckey, Nick (C), Kansas State	2004-06
Meggsy, Dave (LB), Syracuse	1963-69
Polosky, Gordon (G), Tennessee	1952-54
Redmon, Anthony (G), Auburn	1994-97
Shaw, Bob (E), Ohio State	1990
Thompson, Harry (G), UCLA	1955
Williams, Willie (T), Louisiana State (also wore #9)	1990-92

61

Allison, Henry (T), San Diego State	1975-77
Audick, Dan (G), Hawaii	1977, '83
Borum, Jarvis (T), North Carolina State	2001-02
Brown, Chuck (C/G), Houston	1979-80
Brown, Elton (G/T), Virginia	2005-08
Coder, Ron (G), Penn State	1980-81
Cooper, Jonathan (G), North Carolina	2013-15
Day, Thomas (G), North Carolina A&T	1960-65
DeMarco, Bob (G/C), Dayton	1961-69
Floyd, Eric (G), Auburn (also wore #69)	1995
Garlich, Chris (LB), Missouri	1979
Klimke, Tony (E), Illinois (also wore #53)	1951-52
Leahy, Ryan (DL), Notre Dame	1997
McCoy, Tony (DT), Florida	2000
Ravensburg, Bob (E), Indiana	1948-49
Smith, Lance (G), Louisiana State	1985-93
Suminski, Dave (G), Corsconsin	1983
Toner, Cole (G), Howard	2016
Trippi, Charles (B), Georgia (also wore #2)	1947-55
Wallner, Fred (G), Notre Dame (also wore #18, 68)	1951-52, '54-55

62

Betragnoli, Libro (G), Washington (Mo.) (also wore #66)	1942, '45
Brennan, Mike (G), Notre Dame	1991
Brown, Ray (T), Arkansas State	1986-88
Butz, Dave (DE), Purdue	1973-74
Claxton, Ben (C), Mississippi	2009-10
Coleman, Ben (T/G), Wake Forest	1993-95
Cook, Michael (T), Boston College	2001
Devlin, Mike (C), Iowa	1996-99
Dittrich, John (G), Wisconsin	1956
Imhof, Martin (DE), San Diego State (also wore #82)	1972
Rehr, Kirk (G), Carthage	1982
Larsen, Ted (G/C), North Carolina State	2014-15
Shawn, Kevin (C), Duke (also wore #65)	2005
Markham, Dale (T), North Dakota	1981
Murphy, Daniel (C/G), Colorado	1988-87
Reese, Freeman (E), Tulane (also wore #17, 63)	1943, '45
Stokes, Lee (C), Centenary	1943
Traylor, Charles (B), Georgia (also wore #2)	1947-55
Wortman, Keith (G), Nebraska	1976-81
Wright, Steve (T), Alabama	1972
Zandofsky, Mike (G), Washington	1989

63

Bankston, Michael (DL), Sam Houston State	1992-97
Conoly, Bill (G), Texas	1946
Criswell, Kirby (DE), Kansas	1980-81
Cunningham, Eric (G), Penn State	1980
Echols, Fate (T), Northwestern	1962-63
Fleming, Antonio (G), Georgia	1998

Garcia, Frank (G/C), Washington	2003
George, Steve (DT), Houston	1974
Lewinski, Chris (G/T), Indiana	2006
McGee, Michael (G), Duke	1960-62
Memmlar, Dale (G), Wyoming (also wore #71)	1960-61
Odumbaro, Rees (OL), Boise State	2018
Price, Givens (T), Texas	2016
Rankin, Walt (B), Texas Tech (also wore #28, 40, 42)	1941, 43, 45-47
Rever, Freeman (E), Tulane (also wore #17, 62)	1943, 45
Robbins, Tootie (T), East Carolina	1982-91
Sendline, Lytle (C), Texas	2007-15
Shirk, John (E), Oklahoma	1940
Turner, Herschel (G/T), Kentucky	1964-65
Williams, Clyde (T), Southern	1967-71
Zimny, Bob (T), Indiana (also wore #63)	1945-49
Zook, John (DE), Kansas	1976-79

64	
Barnes, Khalif (T), Washington	2017
Clark, Randy (C), Northern Illinois	1980-86
Cole, Mason (C), Michigan (also wore #52)	2018
Cunningham, Rick (T), Texas A&M	1992-94
Davidson-Garrido, Norberto (T), Southern California	2000
Dexter, James (T), South Carolina	1996-99
Duggan, Gil (T), Oklahoma (also wore #42, 60)	1942-43, 45
Dukes, Jamie (E), Florida State	1995
Ekli, Ray (E), Notre Dame	1942
Forster, Ralph (T), Oklahoma A&M (also wore #9, 60, 77)	1945-46
Grace, Steve (C), Arizona	2002-03
Gray, Ken (G), Howard Payne	1958-69
Haayer, Adam (G/T), Minnesota	2005
Hartsom, Larry (G), Kansas State	1995
Hogland, Doug (G), Oregon State	1956-58
Kelemete, Senio (G), Washington	2012
Lipinski, Jim (T), Fairmont State	1950
Loeffle, Dick (T), Wisconsin	1948-49
Marotti, Lou (G), Toledo (also wore #46, 77)	1943-45
McDermott, Lloyd (T), Kentucky	1950-51
Nix, John (DT), Southern Mississippi	2004
Peat, Todd (G), Northern Illinois	1987-89
Peters, Scott (C), Arizona State	2008
Rhea, Floyd (G), Oregon	1943
Sikora, Mike (G), Oregon	1952
Speegel, Cliff (C), Oklahoma (also wore #23)	1945
Sweezy, J.R. (OL), North Carolina State	2019
Watford, Gerry (E), Alabama	1953-54
Watson, Bob (G), Howard Payne	1972-79

65	
Biggio, Jon (T), Mississippi (also wore #85)	1938-39
Brees, Taylor (G), Humboldt State	2016
Brooks, Jonathan (LB), Clemson	1980
Clement, Anthony (T), Southwestern Louisiana	1998-04
Cru, Bob (DE), Arizona	1974
Dye, Ernest (G), South Carolina (also wore #75)	1993-96
Gaillard, Lamont (OL), Georgia	2019
Galloway, David (DT), Florida	1982-89
Hatley, John (G), Sul Ross State	1954-55
Hauser, Art (G), Xavier	1959
Husmann, Ed (G), Nebraska (also wore #66)	1953, 56-59
Hutchinson, Chuck (G), Ohio State	1970-72
Lynch, Shawn (C), Duke (also wore #62)	2005
Marcontell, Ed (G), Lamar	1976
Mullen, Tom (G), Southwest Missouri State	1978
Oates, Brad (T), Brigham Young	1976-77, 79-80
Rabold, Michael (G), Indiana	1960
Redmond, Thomas (DE), Vanderbilt (also wore #66)	1960-65
Tasini, Pasoni (DL), Utah	2018

66	
Bertagnolli, Libero (G), Washington (Mo.)	1942, 45
Brooks, Ethan (T), Williams (Mass.)	2000
Cheatham, Lloyd (QB), Auburn (also wore #33)	1942
Collins, George (C), Georgia	1978-82
Dandridge, Ramsey (DT), Louisiana State	1984-86
Dawson, Doug (G), Texas	1972-77
Dobler, Conrad (G), Wyoming (also wore #60)	1947-48
Doohan, John (B), Georgetown	1947-48
Enich, Steve (G), Marquette	1945
Faneck, Alan (G), Louisiana State	2010
Grigas, John (B), Holy Cross	1943-44
Hennessey, Jerry (E), Santa Clara	1950-51
Houser, John (G/T), Redlands	1963
Husmann, Ed (G), Nebraska (also wore #65)	1953, 56-59
Jonassen, Eric (G), Bloomsburg (Pa.)	1996-97
Kendall, Pete (G), St. Joseph	2001-03
LaHood, Mike (G), Wyoming	1970
Lipostad, Ed (G), Wake Forest	1952
McDole, Roland (DE), Nebraska	1961
Miles, Josh (OL), Morgan State	2019
Neacy, Clem (E), Colgate	1928
Popovich, Millt (B), Montana (also wore #77)	1938-42
Redmond, Thomas (DE), Vanderbilt (also wore #65)	1960-65
Reuber, Alan (G), Texas A&M	2004-05

Sortun, Rick (G), Washington	1964-69
Ta'amu, Alameda (NT), Washington	2013-14
Wahler, Jim (DT), UCLA	1989-92
Wodgett, Scott (C), Northern Illinois	2012
Welter, Tom (G/T), Nebraska	1987

67	
Acker, Bill (OT), Texas	1980-81
Allton, Joe (T), Oklahoma	1942, 44
Badger, Brad (G), Stanford	2007
Brown, Milford (G), Florida State	2006
Clatt, Corwin (B), Notre Dame	1948-49
Dishman, Chris (G), Nebraska	1997-2003
Esser, Clarence (E), Wisconsin	1947
Johnson, Herman (G/T), Louisiana State	2009
Konovsky, Bob (G), Wisconsin	1956-58
Love, Duval (G), UCLA	1995-96
McQuistan, Pat (G/T), Weber State	2012
Pasquale, Ron (G), Akron	1987
Pugh, Justin (OL), Syracuse	2018
Sharpe, Luis (T), UCLA	1982-84, 85-94
Smith, Antonio (DE), Oklahoma State (also wore #94)	2004-08
Stallings, Larry (LB), Georgia Tech	1963-76
Svoboda, Bill (LB), Tulane (also wore #68)	1950-53
Young, D.J. (T), Michigan State	2011

68	
Andros, Plato (G), Oklahoma	1947-50
Chicklick, Nick (G), Miami (Fla.)	1953
Dickson, Paul (DT), Baylor	1971
Ellington, Dante (T), Alabama	2005
Lange, Bill (G), Dayton	1954
Maddock, Bob (G), Notre Dame (also wore #49)	1942-46
McQuarters, Ed (DT), Oklahoma State	1965
Monfort, Avery (B), New Mexico	1941
Morris, Mike (G), Northeast Missouri State	1987-88
Roy, Franki (J), Utah	1966
Scott, Yusuf (G), Arizona	1999-2001
Sivek, Mike (DT), Western Michigan	1970
Snyder, Adam (G/C), Oregon	2012
Stieve, Terry (G), Wisconsin	1978-84
Svoboda, Bill (LB), Tulane (also wore #67)	1950-53
Vallée, Elliot (T), Cal-Davis	2008
Vatterott, Charles (T), Southwest Texas State	1987
Veltheer, Jared (T), Hillsdale	2014-17
Vujnovich, Jeremy (OL), Louisiana College	2018-19
Walner, Fred (G), Notre Dame (also wore #18, 61)	1951-52, 54-55
Wolf, Joe (T/G), Boston College	1989-97
Wragge, Tony (G), New Mexico State	2002-03

69	
Apolskis, Ray (T), Marquette (also wore #26, 75)	1941-42, 45-50
Bienermann, Tom (E), Drake (also wore #82)	1951-56
Brown, Rush (OT), Ball State	1980-83
Burnett, Victor (DE), Fresno State (also wore #95)	1987
Cantu, Rolando (G), ITESM Monterrey	2005-06
DeGraffenried, Allen (OL), Vanderbilt	1997-98
Dorris, Andy (DE), New Mexico State	1973
Duncan, Bobby (T), West Texas State	1968
Flynn, Eric (G), Auburn (also wore #61)	1995
Gandy, Mike (T), Notre Dame	2007-09
Gibson, Mike (G/C), California	2012-13
Holden, Will (G/T), Vanderbilt	2017-18
Kindle, Fred (T), Tennessee State	1974-75
Mathis, Evan (G), Alabama	2016
Moore, Alton (DE), Auburn (also wore #90)	2002
Smith, Colin (DT), Hawaii	1987-88
Scott, Vernice (G/T), Florida A&M	1989-92
Vander Pool, Mark (T), Colorado	1943
Wagner, Clint (E), St. Mary's (Minn.)	1993, 45

70	
Aboushi, Oday (OL), Virginia	2018
Bailey, Rob (T), Iowa	1992-93
Boehm, Sean (G/C), Missouri	2015-17
Bollinger, Brian (G), North Carolina	1994
Brooks, Lee (DE), Texas	1973-76
Bulger,chet (T), Auburn (also wore #11, 73)	1942-43, 45-49
Clancy, Kendrick (OT), Mississippi	2006
Goodman, Sam (E), Ohio State	1948
Goldspink, Mark (T), Nebraska	1980
Gossett, Colby (OL), Appalachian State (also wore #78)	1978
Guynes, Thomas (T), Michigan (also wore #71)	2019
Hadnot, Rex (G), Houston	2010-11
Hoffman, John (DE), Hawaii	1972
Jennings, John (T), Ohio State (also wore #50)	1950-57
Kearns, Tom (T), Miami (Fla.)	1946
Kennard, Derek (G), Nevada (also wore #73)	1986-90
Krueger, Rolf (DE), Texas A&M	1969-71
Massie, Bobby (T), Mississippi	2012-15
McCusker, Jim (T), Pittsburgh	1958
Owens, Don (OT), Southern Mississippi	1960-63
Paleopai, Aaron (DE), Nevada-Las Vegas	2005
Plunkett, Art (T), Nevada-Las Vegas	1981-84
Ramsey, Knox (G), William & Mary	1985
Ross, Pat (C), Boston College	2008
Scott, Lance (C), Utah	1995-96

Shelton, L.J. (T), Eastern Michigan	1999-04
Simons, Keith (DT), Minnesota	1978-79
Taylor, Mike (T), Southern California	1973
Woodrow, Charley (G), Nebraska	1957

71	
Boone, Alex (G), Ohio State (also wore #75)	2017
Bostic, Joe (T), Clemson	1979-89
Bowers, Andy (DE), Utah	2001-02
Bryant, Red (DT), Texas A&M	2015
Colledge, Daryn (G), Boise State	2011-13
Cross, Bob (T), Stephen F. Austin	1958-59
Dahms, Tom (T), San Diego State	1956
Duynes, Thomas (T), Michigan (also wore #70)	1997-98
Holmes, Lester (G), Jackson State	1998-00
Joyce, Don (T), Tulane (also wore #11)	1951-53
Memmlar, Dale (G), Wyoming (also wore #63)	1960-61
Murray, Justin (OL), Cincinnati	2019
Reynolds, Bob (T), Bowling Green	1963-71, 73
Richardson, John (DT), UCLA	1972-73
Smith, Andre (T), Alabama	2018
Steen, Anthony (G/C), Alabama	2014
Stepanovich, Alex (C), Ohio State	2004-06
Tafanoy, Joe (DE), Arizona	2007
Tharpe, Larry (T), Tennessee State	1995
Tucker, Mark (C), Southern California	1993-94
Upshaw, Marvin (DT), Trinity (Tex.)	1976
Waltford, Etl (T/G), James Madison (also wore #78)	2013
Whiting, Teag (G), Brigham Young	2002

72	
Brown, Miles (DL), Wofford	2019
Burke, Anthony (DT), Minnesota	1987
Daniels, Jerome (G), Northeastern	1997-99
Dierdorf, Dan (G/T), Michigan	1971-83
Dwyer, Nate (DT), Kansas (also wore #95)	2002
Fischer, Bill (T), Notre Dame	1949-53
Fuller, Frank (DT), Kentucky	1959-62
Gorin, Brandon (T), Purdue	2006
Issa, Jabari (DE), Washington	2000-01
Johnson, Chuckie (DT), Auburn	1993
Keith, Brandon (T), Northern Iowa	2008-11
King, Kenny (DE), Alabama (also wore #95)	2003-05
Kolodziej, Ross (DT) Wisconsin (also wore #96)	2004-05, 07
Moores, Brandon (T), Duke	1995
Omheringer, Rich (G/C), Penn State	2012
Pierre, Olsen (DT), Miami (Fla.)	2016-18
Ralph, Dan (DT), Oregon	1984-85
Saddler, Rod (DT), Texas A&M	1987-91
Silas, Sam (DT), Southern Illinois	1963-67
Stinson, Ed (DE), Alabama (also wore #91)	2014-16
Thompson, Everette (DE), Washington	2013
Ulrich, Charles (T), Illinois	1954-58

73	
Barrie, Sebastian (DT), Liberty	1994
Beiner, Ed (E), Notre Dame	1940-41
Belfrage, Jeremy (G/T), Southern Mississippi	2004-05, 09-12
Bulger, Chet (T), Auburn (also wore #11, 70)	1942-43, 45-49
Culpepper, Edward (G), Alabama	1958-60
Dawson, Mike (DT), Arizona	1976-82
Dill, Scott (T), Memphis State	1988-89
Fuda, Mark (DT), Maryland	1983-87
Ganucci, Ledio (T), Fresno State	1954
Garcia, Max (OL), Florida	2019
Goldberg, Marshall "Biggie" (B/DB), Pittsburgh	1939-40, 46-48 (also wore #42, 99)
Hadd, Gary (DT), Minnesota	1989
Higgins, Tom (T), North Carolina	1953
Joyce, Matt (OL), Richmond	1996-00
Kennard, Derek (G), Nevada (also wore #70)	1986-90
Lunceford, Dave (T), Baylor	1957
Mauro, Josh (DE/DT), Stanford (also wore #97)	2014-17
May, Mark (G/T), Pittsburgh	1992-93
McGillan, Ernie (T), Illinois	1961-74
Merrill, Mike (T), San Francisco	1952
Nichols, Ham (G), Rice	1947-49
Roundtree, Raleigh (G/T), South Carolina State	2002-03
Sanford, Leo (C), Louisiana Tech (also wore #51)	1951-57
Seibold, Champ (T), Wisconsin	1942
Vanzo, Fred (B), Northwestern	1941
Vincent, Keydrick (G), Mississippi	2007
Wetzel, John (G/T), Boston College	2016-18
Winston, Eric (T), Miami (Fla.)	2013

74	
Batiste, D'Anthony (T), Louisiana-Lafayette	2010-12
Bergold, Scott (DT), Wisconsin	1985-86
Evans, Scott (OL), Oklahoma	1991
Fanaka, Paul (G), Arizona State	2013-14
Finis, John (T), Arizona	2012
Heron, Fred (DT), San Jose State	1966-72
Holloway, Randy (DE), Pittsburgh	1984
Humphries, D.J. (OL), Florida	2015
Kortas, Ken (DT), Louisville	1964
Lie, Oudious (DT), Nebraska	1980
Moten, Mike (DT), Florida	1998-99

249

Fann, Chad (TE), Florida A&M (also wore #49)	1993-95
Floyd, John (WR), Northeast Louisiana	1981
Fox, Chas (WR), Furman	1986
Gilmore, Bryan (WR), Midwestern St. (Tex.) (also wore #11)	2000-03
Heap, Todd (TE), Arizona State	2011-12
Jefferson, D.C. (TE), Rutgers	2013
Jones, Ernie (WR), Indiana	1988-92
Jordan, Kevin (WR), UCLA	1996
Junkin, Trey (TE/L), Louisiana Tech	1996-2001
McBride, Adrian (WR), Missouri	1987
McInnis, Hugh (E), Southern Mississippi	1960-62
Nagler, Gern (E), Santa Clara (also wore #84)	1953, 55-58
Seals-Jones, Ricky (TE), Texas A&M	2017-18
Swanson, Eric (WR), Tennessee (also wore #82)	1986
Thompson, Ken (WR), Utah State	1982-83
Walters, Troy (WR), Stanford	2006
Williams, Karl (WR/PR), Texas A&M Kingsville	2004

87	
Brubaker, Dick (E), Ohio State	1955, '57
Bryant, Chuck (E), Ohio State	1962
Bush, Steve (TE), Arizona State	2001-03
Chandler, A.L. (E), Oklahoma	1978-79
Dimancheff, Babe (B), Purdue	1947-50
Gray, Earnest (WR), Memphis State	1965
Hillebrand, Jerry (LB), Colorado	1987
Johnson, Troy (WR), Southern	1986-87
Joyce, Terry (P), Missouri Southern	1976-77
King, Jeff (TE), Virginia Tech	2011-13
Ladd, Jim (E), Bowling Green	1954
McBride, Oscar (TE), Notre Dame (also wore #48)	1995-96
McGill, Eddie (TE), Western Carolina	1982-84
McWilliams, Johnny (TE), Southern California	1996-99
Morey, Sean (WR), Brown	2007-09
Newhouse, Reggie (WR), Baylor	2004-05
Niklas, Troy (TE), Notre Dame	2014-17
Ofahengue, Tevita (TE), Brigham Young	2001
Osborne, Richard (TE), Texas A&M	1979
Proehl, Ricky (WR), Wake Forest	1990-94
Ramsey, Ray (B), Bradley	1950-53
Schleicher, Maury (LB), Penn State	1959
Snowden, Cal (DE), Indiana	1969-70
Staggs, Jeff (LB), San Diego State	1972-73
Swinton, Reggie (WR/KR), Murray State	2005
Tant, Jay (TE), Northwestern (also wore #84)	2000
Thaxton, Jim (TE), Tennessee State	1978
Wakefield, Fred (OT/DE/TE), Illinois (also wore #79, 97)	2001-06
Williams, Max (TE), Minnesota	2019

88 (Retired)

Burkett, Jeff (E), Louisiana State (also wore #35, 89)	1947
Catt, J.V. (WR/TE), Colorado (honored with number retirement)	1974-77
Hain, Freddie (WR), Auburn	1968-72
Kuharich, Joe (C), Notre Dame (also wore #17)	1940-41, '45
Puplis, Andy (B), Notre Dame	1943
Randley, Sonny (WR), Virginia	1959-66
Sageley, Floyd (E), Arkansas	1957
Sutch, George (B), Temple	1946

89

Anderson, Warren (WR), West Virginia State	1978
Beach, Pat (TE), Washington	1993
Beckman, Tom (DE), Michigan	1972
Bergen, Adam (TE), Lehigh	2005-06
Boso, Cap (TE), Illinois	1986
Boston, David (WR), Ohio State	1999-02
Brock, Fred (WR), Southern Mississippi	1996-98
Brown, Robert (TE), Alcorn A&M	1969-70
Burkett, Jeff (E), Louisiana State (also wore #35, 88)	1947
Carlson, John (TE), Notre Dame	2014
Foster, Larry (WR), Louisiana State	2003
Gaines, Wendell (TE/DT), Oklahoma State (also wore #91)	1994-95
Harris, William (TE), Bishop	1987
Hayes, Jarius (TE), North Alabama (also wore #48)	1996, '98

Isabella, Andy (WR), Massachusetts	2019
LaFleur, Greg (TE), Louisiana State	1981-85
Lawson, Jason (WR), Louisiana-Lafayette	2013
Long, Dave (DE), Iowa	1966-68
McPherson, Frank (E), Princeton	1955
Parris, Gary (TE), Florida State	1979-80
Patrick, Ben (TE), Delaware	2007-10
Poole, Nate (WR), Marshall	2002-04
Reeves, Walter (TE), Auburn	1989-93
Walczak, Mark (TE), Arizona	1988
Samuels, DelMarco (WR), San Diego State	2011
Samuels, Terry (TE), Kentucky (also wore #44)	1994-95
Schwall, Vic (B), Northwestern (also wore #37)	1947-50
Valles, Hakeem (TE), Monmouth	2016
Weber, Chuck (LB), West Chester State	1956-58

90

Bullard, Jonathan (DL), Florida	2019
Campbell, Mark (DT), Florida	1997
Cross, Bill (HB), West Texas State (also wore #20)	1951-53
Dockett, Darrell (DT), Florida State	2004-14
McCants, Keith (DE), Alabama	1994-95
Moore, Alton (DE), Auburn (also wore #69)	2002
Niemedike, Robert (DT), Mississippi	2016-18
Osborne, Edmonta (LB), Louisiana Tech	1990
Procell, Jamett (DE), Louisiana State	2001
Redding, Corey (OT), Texas	2015
Stallings, Robert (TE), Southern Mississippi	1988
Ransom, Derrick (TE), Rutgers (also wore #91)	1991-93
Wadsworth, Andre (DE), Florida State	1986-00
Wilson, Rodney (DE), Louisiana State	1989

91

Bailey, Rodney (DE), Ohio State	2007
Bryant, Wendell (DT), Wisconsin	2002-2004
Dohe, Michael (DL), Temple	2019
Gaines, Wendell (TE/OT), Oklahoma State (also wore #89)	1994-95
Holliday, Vennie (DE), North Carolina	2011-12
Iweabena, Kenny (DE), Iowa	2008-10
Lunz, Gerry (G), Marquette	1925-26
Mayowa, Benson (DL), Idaho	2018
Monaco, Ron (LB), South Carolina	1986
Moore, Langston (OT), South Carolina	2005-06
Schmidt, George (E), Lewis (also wore #81)	1953
Shaughnessy, Matt (LB), Wisconsin	2013-14
Slater, Fred (TE), Iowa (also wore #14, 47)	1926-31
Stinson, Ed (DT), Alabama (also wore #72)	2014-16
Stowe, Tyrone (DL), Rutgers (also wore #90)	1991-93
Swinger, Roshad (DT), Rutgers	1997-2000

92

Berry, Bertrand (DE), Notre Dame	2004-09
Cousins, Jomo (DE), Florida A&M	1998
England, Eric (DE), Texas A&M	1994-96
Gardeck, Dennis (LB), Sioux Falls (also wore #42)	2018
Kerr, Zach (DL), Delaware	2019
Rubio, Dexter (DE), Oklahoma State	1990
Radio, Angel (DT), Southeast Missouri State	1999
Rucker, Frostee (DE/DT), Southern California (also wore #98)	2013-17
Tanner, Barron (DT), Oklahoma	2000-03
Tardits, Richard (LB), Georgia	1989
Wallerstedt, Brett (LB), Arizona State	1993
Williams, Dan (DT), Tennessee	2010-14

93

Bulman, Tim (DT), Boston College	2005
Campbell, Calais (DE/DT), Miami (Fla.)	2006-16
Coleman, Sidney (LB), Southern Mississippi	1991
Cooper, Chris (DE), Nebraska-Omaha	2006-07
Davis, Reuben (DE), North Carolina	1992-93
Dunbar, Karl (DE), Louisiana State	1994-95
Gilbert, Freddie (DE), Georgia	1988
McDonald, Clinton (DL), Memphis	2019
Smith, Mark (DT), Auburn	1997-00
Vanden Bosch, Kyle (DE), Nebraska	2001-04

94

Acho, Sam (LB), Texas	2011-14
Bell, Marcus (DT), Memphis	2001-03
Cochran, Antonio (DE), Georgia	2005
Dykes, Kellen (DT), West Virginia	2009-10
Faulkner, Jeff (DE), Southern	1991-92
Malveaux, Cameron (LB), Houston	2018
Reid, Caraul (DL), Princeton	2019
Sears, Corey (DT), Mississippi State	1999-00
Smith, Antonio (DE), Oklahoma State (also wore #67)	2004-08
Williams, Xavier (DT), North Iowa	2015-17
Wilson, Bernard (DT), Tennessee State	1994-98
Zellner, Peppi (DE), Fort Valley State	2004

95

Buczowski, Bob (DT), Pittsburgh	1989
Burke, Thomas (DE), Wisconsin (also wore #69)	1999-02
Burnett, Victor (DE), Fresno State (also wore #60)	1987
Chapura, Dick (DT), Missouri	1990
Dwyer, Nate (DT), Kansas (also wore #72)	2000
Gunter, Rodney (DT), Delaware State	2015-19
Hightsmith, Ali (LB), Louisiana State	2008-09
Kelly, Tommy (DT), Mississippi State	2014
King, Kenny (DT), Alabama (also wore #72)	2003-05
Lumpkin, Ricky (DT), Kentucky	2012-13
Miller, Jamir (LB), UCLA	1994-98
Moses, Quentin (DE), Georgia	2007
Ransom, Derrick (DE), Cincinnati	2003
Schobel, Bo (DE), Texas Christian	2007

96

Johnson, Dennis (DE), Kentucky	2002-03
Kolodziej, Ross (DT), Wisconsin	2007
Martin, Kasean (DE/TE), North Carolina	2014-17
McManie, Sean (DE), San Diego State	1988
Ottis, Brad (DT), Wayne State (Mich.)	1996-2000
Shabazz, A.J. (FB), South Dakota (also wore #44)	2006
Simmons, Clyde (DE), Western Carolina	1994-95
Smith, Jacques (DE), Missouri	2018
Tyler, Ronald (DE), Delaware	2011-13
Truluck, R-Kal (DE), SUNY-Cortland	2005
Williams, Chris (DL), American International	1991
Williams, Willie (TE), Louisiana State (also wore #60)	1990-92

97

Alexander, Lorenzo (LB), California	2013-14
Allen, Zach (DL), Boston College	2019
Busler, Ray (TE), Marquette (also wore #43)	1940-41, '45
Hooks, Bryan (DT), Arizona State	1994
Hyche, Steve (LB), Livingston	1991-93
Maumalanga, Chris (DT), Kansas	1995-96
Mauro, Josh (DE/DT), Stanford (also wore #73)	2014-17
Ray, Calvin (DE/LB), Wake Forest (also wore #79)	2003-07
Rice, Simon (DE), Illinois (also wore #79)	1996-00
Robinson, Bryan (DT), Fresno State	2008-10
Smith, Garrison (DT), Georgia	2018
Spachman, Chris (DE), Nebraska	1988
Wakefield, Fred (OT/DE/TE), Illinois (also wore #78, 79, 87)	2001-06

98

Davis, Russell (DT), North Carolina	2000-05
Eason, Nick (DT), Clemson	2011-12
Halfonst, Carl (DT), Maryland-Eastern Shore	1990
Malouf, Ray (B), Southern Methodist (also wore #22, 78)	1941, '46-48
Peters, Corey (DL), Kentucky	2015
Rucker, Frostee (DE/DT), Southern California (also wore #92)	2013-17
Swann, Eric (DL), None	1991-99
Watson, Gabe (DT), Michigan	2006-10

99 (Retired)

Goldberg, Marshall "Biggie" (B/DB), Pittsburgh	1939-40, '46-48 (also wore #62, 73) (honored with number retirement)
Nussbaumer, Bob (B), Michigan	1949-50
Tonelli, Mario "Motts" (B), Notre Dame (also wore #58)	1940, '45

CARDINALS IN CANTON

There are currently 14 members of the Cardinals organization enshrined in the Pro Football Hall of Fame. In February of this year, former Cardinals offensive lineman **Fred "Duke" Slater** - the first African American offensive lineman ever to play in the NFL - was announced as a member of the Hall of Fame's Centennial Class in 2020. Slater played six of his 10 NFL seasons with the Cardinals (1926-31).

CARDINALS IN THE PRO FOOTBALL HALL OF FAME

HOF Member	Year Inducted
Charles W. Bidwill, Sr. (Owner)	1967
Jimmy Conzelmann (Coach)	1964
T Dan Dierdorf	1996
HB John "Paddy" Driscoll	1965
DB Dick "Night Train" Lane	1974
HB Ollie Matson	1972
HB Ernie Nevers	1963

HOF Member	Year Inducted
OL Fred "Duke" Slater	2020
TE Jackie Smith	1994
HB Charley Trippi	1968
QB Kurt Warner	2017
CB Roger Wehrli	2007
CB Aeneas Williams	2014
S Larry Wilson	1978





RETIRED JERSEYS

LARRY WILSON
SAFETY

8



Professional—One of the greatest defensive backs in NFL history ... enshrined in the Pro Football Hall of Fame in 1978 ... named to the all-time NFL team in 1994 to commemorate the league's 75th anniversary ... played entire career as a Cardinal in St. Louis (1960–72) ... played in eight Pro Bowls ... all-NFL six times ... 52 career interceptions ... cat-like defender and exceptional team leader ... interceptions in seven consecutive

games in 1966 ... NFL's top free safety during 13-year career ... made the safety blitz famous.

College—Utah ... 6–0, 190 ... two-way star for Utes from 1957–60 ... seventh-round draft pick by St. Louis Cardinals in 1960.

Etc.—Born March 24, 1938 in Rigby, Idaho ... regarded as one of the toughest players in NFL history ... once intercepted a pass for a go-ahead touchdown with two broken wrists ... retired from the team's front office in 2003, ending 43-year NFL career, all as a Cardinal.

PAT TILLMAN
SAFETY

40



Professional—Fierce competitor defied odds as seventh-round draft choice in 1998 to become three-year starting safety and establish franchise single-season record with 224 tackles in 2000 ... successfully converted from college linebacker to pro defensive back ... named All-Pro by Sports Illustrated in 2000 ... in 1998 became first rookie starting safety for Cardinals since team relocated to Arizona in 1988 ... left the Cardinals prior to

2002 season to enlist in U.S. Army and become member of elite Army Ranger unit, as did his brother, Kevin, who tabled a professional baseball career in the Cleveland Indians organization ... admirably declined all media attention throughout tour of duty ... killed April 22, 2004 in Afghanistan.

College—Local favorite during college career at Arizona State University ... Pac-10 Conference defensive player-of-the-year in 1997 ... key member of Sun Devils' 1996 Rose Bowl squad ... three-year starting linebacker ... selected by Cardinals in seventh round (226th overall) of 1998 NFL Draft.

Etc.—Born November 6, 1976 in Fremont, Calif. ... graduated summa cum laude in three and one-half years with marketing degree from ASU with 3.84 grade-point-average with academic all-America honors ... outdoors enthusiast also competed in triathlons as part of training regimen.

STAN MAULDIN
TACKLE

77



Professional—Tackle for the Chicago Cardinals (1946–48) ... opened holes in the line with hard-hitting bulk for the Cardinals' "Million-Dollar Backfield" ... member of the Cards' 1947 NFL championship team ... died of a heart attack after opening-day victory over the Eagles in 1948.

College—Texas ... 6–2, 215 ... all-America tackle for the Longhorns ... winner of the Outstanding Athlete

Trophy in 1942 ... one of Texas' "13 Immortals" in 1940.

Etc.—Born December 27, 1920 in Amarillo, Texas ... flew bombing missions with the 15th Air Force Division over Italy during World War II.

J.V. CAIN
TIGHT END

88



Professional—Doubled at tight end and wide receiver for the St. Louis Cardinals (1974–77) ... part of Head Coach Don Coryell's messenger service as a rookie wide receiver in 1974 ... replaced Hall of Famer Jackie Smith at tight end in mid-1975 ... caught passes in 12 of 13 games in 1976 ... one-handed touchdown catch in 1977 provided margin of victory in 16–13 win over Chicago ... died after collapsing from a heart condition at training camp in 1979.

College—Colorado ... 6–4, 220 ... all-America ... two-time all-Big 8 Conference selection ... caught 53 passes for 700 yards during junior and senior seasons ... first-round draft choice of the Cardinals in 1974.

Etc.—Born July 22, 1951 in Houston, Texas ... played in the East-West and Hula Bowl games.

MARSHALL GOLDBERG
RUNNING BACK/DEF. BACK

99



Professional—All-round player who starred as a ball carrier, defensive back, and return specialist for the Chicago Cardinals (1939–43, '46–48) ... second team All-Pro selection in 1941 ... NFL mid-season rushing, punt and kickoff return, and interception leader in 1941 ... career statistics included 1,644 yards rushing in 476 attempts for 11 touchdowns, and 60 pass receptions for 776 yards and five touchdowns ... member of Cards' 1947 NFL championship team.

College—Pittsburgh ... 5–11, 195 ... two-time consensus all-America halfback at Pitt.

Etc.—Born October 24, 1917 in Elkins, W.Va. ... 1980 inductee into the Jewish Hall of Fame in Tel Aviv, Israel ... playing career interrupted for two years (1944–45) during World War II when he served in the Navy ... nicknamed "Biggie" ... passed away on April 3, 2006.



ANNUAL RESULTS

Year	Won	Lost	Tied	Pct.	Head Coach
1920	3	2	1	.600	Marshall Smith
1921	3	3	2	.400	John "Paddy" Driscoll
1922	8	3	0	.727	John "Paddy" Driscoll
1923	8	4	0	.667	Arnie Horween
1924	5	4	1	.556	Arnie Horween
1925*	11	2	1	.846	Norm Barry
1926	5	6	1	.455	Norm Barry
1927	3	7	1	.300	Guy Chamberlin
1928	1	5	0	.167	Fred Gillies
1929	6	6	1	.500	Dewey Scanlon
1930	5	6	2	.455	Ernie Nevers
1931	5	4	0	.556	LeRoy Andrews (a)
1932	2	6	2	.250	Jack Chevigny
1933	1	9	1	.100	Paul Schissler
1934	5	6	0	.455	Paul Schissler
1935	6	4	2	.600	Milan Creighton
1936	3	8	1	.250	Milan Creighton
1937	5	5	1	.500	Milan Creighton
1938	2	9	0	.182	Milan Creighton
1939	1	10	0	.091	Ernie Nevers
1940	2	7	2	.222	Jimmy Conzelman
1941	3	7	1	.300	Jimmy Conzelman
1942	3	8	0	.273	Jimmy Conzelman
1943	0	10	0	.000	Philip G. Handler
1945	1	9	0	.100	Philip G. Handler
1946	6	5	0	.545	Jimmy Conzelman
1947*	9	3	0	.750	Jimmy Conzelman
1948+	11	1	0	.917	Jimmy Conzelman
1949	6	5	1	.545	Phil Handler-Buddy Parker
1950	5	7	0	.417	Earl "Curly" Lambeau
1951	3	9	0	.250	Earl "Curly" Lambeau
1952	4	8	0	.333	Joseph L. Kuharich
1953	1	10	1	.091	Joseph Stydahar
1954	2	10	0	.167	Joseph Stydahar
1955	4	7	1	.364	Ray Richards
1956	7	5	0	.583	Ray Richards
1957	3	9	0	.250	Ray Richards
1958	2	9	1	.182	Frank "Pop" Ivy
1959	2	10	0	.167	Frank "Pop" Ivy
1960#	6	5	1	.545	Frank "Pop" Ivy
1961	7	7	0	.500	Frank "Pop" Ivy (b)
1962	4	9	1	.308	Wally Lemm
1963	9	5	0	.643	Wally Lemm
1964	9	3	2	.750	Wally Lemm
1965	5	9	0	.357	Wally Lemm
1966	8	5	1	.615	Charley Winner
1967	6	7	1	.462	Charley Winner
1968	9	4	1	.692	Charley Winner
1969	4	9	1	.308	Charley Winner
1970	8	5	1	.615	Charley Winner
1971	4	9	1	.308	Bob Hollway
1972	4	9	1	.321	Bob Hollway (c)
1973	4	9	1	.321	Don Coryell
1974**	10	4	0	.714	Don Coryell
1975**	11	3	0	.786	Don Coryell
1976	10	4	0	.714	Don Coryell
1977	7	7	0	.500	Don Coryell
1978	6	10	0	.375	Bud Wilkinson
1979	5	11	0	.312	Bud Wilkinson (d)

Year	Won	Lost	Tied	Pct.	Head Coach
1980	5	11	0	.312	Jim Hanifan
1981	7	9	0	.438	Jim Hanifan
1982	5	4	0	.556	Jim Hanifan
1983	8	7	1	.531	Jim Hanifan
1984	9	7	0	.563	Jim Hanifan
1985	5	11	0	.312	Jim Hanifan
1986	4	11	1	.281	Gene Stallings
1987	7	8	0	.467	Gene Stallings
1988##	7	9	0	.438	Gene Stallings
1989	5	11	0	.313	Gene Stallings (e)
1990	5	11	0	.313	Joe Bugel
1991	4	12	0	.250	Joe Bugel
1992	4	12	0	.250	Joe Bugel
1993	7	9	0	.436	Joe Bugel
1994	8	8	0	.500	Buddy Ryan
1995	4	12	0	.250	Buddy Ryan
1996	7	9	0	.436	Vince Tobin
1997	4	12	0	.250	Vince Tobin
1998	9	7	0	.563	Vince Tobin
1999	6	10	0	.375	Vince Tobin
2000	3	13	0	.188	Vince Tobin (f)
2001	7	9	0	.436	Dave McGinnis
2002	5	11	0	.313	Dave McGinnis
2003	4	12	0	.250	Dave McGinnis
2004	6	10	0	.375	Dennis Green
2005	5	11	0	.313	Dennis Green
2006	5	11	0	.313	Dennis Green
2007	8	8	0	.500	Ken Whisenhunt
2008^ ***	9	7	0	.563	Ken Whisenhunt
2009^	10	6	0	.625	Ken Whisenhunt
2010	5	11	0	.313	Ken Whisenhunt
2011	8	8	0	.500	Ken Whisenhunt
2012	5	11	0	.313	Ken Whisenhunt
2013	10	6	0	.625	Bruce Arians
2014	11	5	0	.688	Bruce Arians
2015^	13	3	0	.813	Bruce Arians
2016	7	8	1	.469	Bruce Arians
2017	8	8	0	.500	Bruce Arians
2018	3	13	0	.188	Steve Wilks
2019	5	10	1	.344	Kliff Kingsbury

** Won NFC Eastern Division Championship

+ Won NFL Western Conference Championship

^ Won NFC West

*** Won NFC Championship

* NFL Champion

First season in St. Louis

First season in Arizona

(a) Resigned after one game. Replaced by Ernie Nevers.

(b) Resigned after 12 games. Replaced by coaches Drulis, Prochaska, and Wilsey.

(c) Beginning with 1972, won-lost percentage includes ties.

(d) Resigned after 13 games. Replaced by Larry Wilson on interim basis.

(e) Resigned after 11 games. Replaced by Hank Kuhlmann on interim basis.

(f) Released after seven games. Replaced by Dave McGinnis on interim basis. McGinnis named permanent head coach prior to the season finale.



ALL-TIME RESULTS

1920 (3-2-1)

HEAD COACH MARSHALL SMITH

Oct. 10	At Chicago Tigers	T	0-0	8,000
Oct. 17	Moline Athletics*	W	33-3	Unknown
Oct. 24	At Rock Island Ind.	L	0-7	4,000
Oct. 31	Detroit Heralds	W	21-0	3,000
Nov. 7	At Chicago Tigers*	W	6-3	7,000
Nov. 14	Cincinnati Celts*	W	20-0	5,000
Nov. 21	Lansing Oldsmobile*	W	14-0	3,500
Nov. 28	Decatur Staleys	W	7-6	8,500
Dec. 5	At Decatur Staleys	L	0-10	8,500
Dec. 19	At Chicago Staysms*	T	14-14	Unknown

Home: 2-0. Away: 1-2-1.

115-43

*Non-league game

1921 (3-3-2)

HEAD COACH JOHN "PADDY" DRISCOLL

Sept. 25	Racine American Legion*	W	27-0	Unknown
Oct. 2	Minneapolis Marines	W	20-0	4,000
Oct. 9	Akron Pros	L	0-23	6,000
Oct. 16	Rock Island Ind.	L	7-14	4,000
Oct. 23	Columbus Panhandles	W	17-6	6,000
Nov. 6	Hammond Pros	W	7-0	Unknown
Nov. 20	Green Bay	T	3-3	2,000
Nov. 24	At Chicago Staysms*	W	27-0	Unknown
Nov. 27	Gary Elks*	W	21-0	2,000
Dec. 4	Akron Pros	L	0-7	3,500
Dec. 18	At Chicago Staleys	T	0-0	2,000

Home: 3-3-1. Away: 0-0-1.

129-53

*Non-league game

1922 (8-3)

HEAD COACH JOHN "PADDY" DRISCOLL

Sept. 24	Maplewood Rovers*	W	28-0	Unknown
Oct. 1	Milwaukee Badgers	W	3-0	3,500
Oct. 15	Green Bay	W	16-3	3,500
Oct. 22	Minneapolis Marines	W	3-0	4,000
Oct. 29	Columbus Panhandles	W	37-6	5,000
Nov. 5	Buffalo All-Americans	W	9-7	4,000
Nov. 12	Akron Pros	W	7-0	2,000
Nov. 19	Canton Bulldogs	L	0-7	7,500
Nov. 26	At Canton Bulldogs	L	3-20	2,500
Nov. 30	Chicago Bears	W	6-0	14,000
Dec. 3	Dayton Triangles	L	3-7	3,000
Dec. 10	Chicago Bears	W	9-0	15,000

Home: 8-2. Away: 0-1.

124-50

*Non-league game

1923 (8-4)

HEAD COACH ARNIE HORWEEN

Sept. 30	Buffalo All-Americans	W	3-0	Unknown
Oct. 7	Rochester Jeffersons	W	60-0	5,000
Oct. 14	Akron Indians	W	19-0	Unknown
Oct. 21	Minneapolis Marines	W	9-0	4,000
Oct. 28	Dayton Triangles	W	13-3	5,000
Nov. 4	Canton Bulldogs	L	3-7	6,000
Nov. 11	Hammond Pros	W	6-0	3,500
Nov. 18	Duluth Kelleys	W	10-0	5,500
Nov. 25	Racine Legion	L	4-10	7,000
Nov. 29	At Chicago Bears	L	0-3	13,500
Dec. 2	Oorang Indians	W	22-19	1,200
Dec. 9	Milwaukee Badgers	L	12-14	6,000

Home: 8-3. Away: 0-1.

161-56

1924 (5-4-1)

HEAD COACH ARNIE HORWEEN

Sept. 28	Milwaukee Badgers	W	17-7	4,000
Oct. 5	Green Bay	W	3-0	2,800
Oct. 12	Minneapolis Marines	W	13-0	8,000
Oct. 19	At Chicago Bears	L	0-6	12,000
Oct. 26	Hammond Pros	L	3-6	3,500
Nov. 2	Milwaukee Badgers	L	8-17	3,000
Nov. 9	Dayton Triangles	W	23-0	2,500
Nov. 16	Akron Indians	W	13-0	2,500
Nov. 23	Racine Legion	T	10-10	4,000
Nov. 27	Chicago Bears	L	0-21	13,000

Home: 5-3-1 (40,800). Away: 0-1 (12,000).

90-67

1925 (11-2-1, NFL CHAMPION)

HEAD COACH NORM BARRY

Sept. 27	Hammond Pros	L	6-10	Unknown
Oct. 4	Milwaukee Badgers	W	34-0	2,500
Oct. 11	Columbus Tigers	W	19-9	Unknown
Oct. 18	Kansas City Cowboys	W	20-7	Unknown
Oct. 25	Chicago Bears	W	9-0	13,000
Nov. 1	Duluth Kelleys	W	10-6	20,000
Nov. 8	Green Bay	W	9-6	4,000
Nov. 15	Buffalo Bisons	W	23-6	4,000
Nov. 22	Dayton Triangles	W	14-0	3,000
Nov. 26	At Chicago Bears	T	0-0	39,000
Nov. 29	Rock Island Ind.	W	7-0	3,000
Dec. 6	Pottsville Maroons	L	7-21	15,000
Dec. 10	Milwaukee Badgers	W	59-0	250
Dec. 12	Hammond Pros	W	13-0	1,000

Home: 11-2. Away: 0-0-1.

230-46

1926 (5-6-1)

HEAD COACH NORM BARRY

Sept. 19	Columbus Tigers	W	14-0	2,500
Sept. 26	L.A. Buccaneers	W	15-0	8,000
Oct. 3	Racine Tornadoes	W	20-0	3,000
Oct. 10	At Green Bay	W	13-7	5,000
Oct. 17	At Chicago Bears	L	0-16	12,000
Oct. 24	At Milwaukee Badgers	W	3-2	Unknown
Oct. 31	Green Bay	L	0-3	2,500
Nov. 6	At Frankford Yellow Jackets	L	7-33	8,000
Nov. 7	At N.Y. Giants	L	0-20	5,000
Nov. 11	Chicago Bears*	L	0-10	10,000
Nov. 25	At Chicago Bears	T	0-0	8,000
Nov. 28	Kansas City Cowboys	L	2-7	14,000

Home: 3-3. Away: 2-3-1.

74-98

*Soldier Field

1927 (3-7-1)

HEAD COACH GUY CHAMBERLIN

Sept. 25	Chicago Bears	L	0-9	4,000
Oct. 2	Pottsville Maroons	W	19-7	2,000
Oct. 9	Dayton Triangles	W	7-0	2,500
Oct. 16	At Green Bay	L	0-13	4,500
Oct. 30	N.Y. Yankees	L	6-7	15,000
Nov. 6	Green Bay	T	6-6	3,500
Nov. 13	At N.Y. Yankees	L	6-20	10,000
Nov. 19	At Frankford Yellow Jackets	L	8-12	7,000
Nov. 20	At N.Y. Giants	L	7-28	10,000
Nov. 24	At Chicago Bears	W	3-0	6,000
Nov. 27	Cleveland Bulldogs	L	7-32	5,000

Home: 2-3-1 (32,000). Away: 1-4 (37,500).

69-134

1928 (1-5)

HEAD COACH FRED GILLIES

Sept. 23	Chicago Bears	L	0-15	4,000
Oct. 7	Dayton Triangles	W	7-0	Unknown
Oct. 14	At Green Bay	L	0-20	4,200
Nov. 24	At Frankford Yellow Jackets	L	0-19	8,000
Nov. 25	At N.Y. Yankees	L	0-19	7,000
Nov. 29	At Chicago Bears	L	0-34	10,000

Home: 1-1. Away: 0-4.

7-107

1929 (6-6-1)

HEAD COACH DEWEY SCANLON

Sept. 22	At Canton Bulldogs*	L	0-6	1,800
Sept. 29	At Buffalo Bisons	W	9-3	4,000
Oct. 6	At Green Bay	L	2-9	7,000
Oct. 13	At Minneapolis Red Jackets	L	7-14	Unknown
Oct. 20	At Chicago Bears	T	0-0	20,000
Oct. 27	Green Bay	L	6-7	10,000
Nov. 2	At Frankford Yellow Jackets	L	0-8	5,000
Nov. 6	At Providence Steam Roller	W	16-0	6,000
Nov. 10	Minneapolis Red Jackets	W	8-0	1,000
Nov. 17	Green Bay	L	0-12	10,000
Nov. 24	Dayton Triangles	W	19-0	300
Nov. 28	Chicago Bears	W	40-6	7,000
Dec. 1	At N.Y. Giants	L	21-24	5,000
Dec. 8	At Orange Tornadoes	W	26-0	Unknown

Home: 3-2. Away: 3-4-1.

154-89

*Non-league game



1930 (5-6-2)

HEAD COACH ERNIE NEVERS

Sept. 21	At Green Bay	L	0-14	8,000
Sept. 28	At Minneapolis Red Jackets	T	7-7	Unknown
Oct. 5	At Portsmouth Spartans	T	0-0	6,500
Oct. 8	At Newark Tornadoes	W	13-0	5,000
Oct. 12	At Providence Steam Roller	L	7-9	6,500
Oct. 16	At N.Y. Giants	L	12-25	15,000
Oct. 19	Chicago Bears	L	6-32	10,000
Oct. 25	At Frankford Yellow Jackets	W	34-7	Unknown
Oct. 26	Portsmouth Spartans	W	23-13	8,000
Oct. 29	At Milwaukee Nighthawks*	W	33-6	2,500
Nov. 2	Frankford Yellow Jackets	W	6-0	3,000
Nov. 9	N.Y. Giants	L	7-13	4,000
Nov. 16	Green Bay	W	13-6	12,000
Nov. 23	Memphis Tigers*	W	20-7	Unknown
Nov. 27	At Chicago Bears	L	0-6	8,175
Dec. 7	At Memphis Tigers*	W	6-0	Unknown
Dec. 14	At Chicago Bears*	L	7-9	Unknown

Home: 3-2. Away: 2-4-2.

*Non-league game

1931 (5-4)

HEAD COACH LEROY ANDREWS (1 GAME)

HEAD COACH ERNIE NEVERS (8 GAMES)

Sept. 23	At Portsmouth Spartans	L	3-13	8,000
Oct. 11	At Green Bay	L	7-26	8,000
Oct. 18	At Chicago Bears	L	13-26	8,000
Nov. 1	At Brooklyn Dodgers	W	14-7	15,000
Nov. 8	At Cleveland Indians	W	14-6	10,000
Nov. 15	Green Bay	W	21-13	9,000
Nov. 22	Portsmouth Spartans	W	20-19	5,000
Nov. 26	At Chicago Bears	L	7-18	14,000
Nov. 28	Cleveland Indians	W	21-0	1,500
Dec. 13	At St. Louis Gunners*	W	26-6	10,000
Dec. 20	Memphis Tigers*	W	24-7	3,000

Home: 3-0 (18,500). Away: 2-4 (73,000).

*Non-league game

1932 (2-6-2)

HEAD COACH JACK CHEVIGNY

Sept. 18	At Green Bay	L	7-15	3,500
Sept. 25	Battle Creek Maroons*	W	19-0	2,000
Oct. 2	At Portsmouth Spartans	T	7-7	3,725
Oct. 9	Chicago Bears	T	0-0	7,234
Oct. 16	At Boston Braves	W	9-0	15,000
Oct. 30	Brooklyn Dodgers	W	27-7	7,159
Nov. 6	Green Bay	L	9-19	11,000
Nov. 13	At Brooklyn Dodgers	L	0-3	15,000
Nov. 20	At Staten Island Stapletons	L	7-21	5,000
Nov. 24	At Chicago Bears	L	0-34	6,800
Nov. 27	Boston Braves	L	6-8	6,200
Dec. 4	At St. Louis Gunners*	W	20-7	4,000

Home: 1-2-1 (37,593). Away: 1-4-1 (49,025).

*Non-league game

1933 (1-9-1)

HEAD COACH PAUL SCHISLER

Sept. 17	Freeport Lions*	W	29-6	Unknown
Sept. 20	Indianapolis Indians*	W	2-0	2,500
Sept. 27	Pittsburgh Pirates	L	13-14	6,000
Oct. 1	At Portsmouth Spartans	L	6-7	Unknown
Oct. 8	At Cincinnati Reds	W	3-0	1,500
Oct. 15	Chicago Bears	L	9-12	12,000
Oct. 22	At Boston	L	0-10	18,000
Oct. 29	At Brooklyn Dodgers	L	0-7	18,000
Nov. 5	At Green Bay	L	6-14	5,000
Nov. 12	Cincinnati Reds	L	9-12	6,000
Nov. 19	Brooklyn Dodgers	L	0-3	4,000
Nov. 30	At Chicago Bears	L	6-22	8,000
Dec. 3	Boston	T	0-0	7,000
Dec. 10	At St. Louis Gunners*	L	7-20	10,991

Home: 0-3-1. Away: 1-6.

*Non-league game

1934 (5-6)

HEAD COACH PAUL SCHISLER

Sept. 23	At Cincinnati Reds	W	9-0	6,000
Sept. 30	At Detroit	L	0-6	18,000
Oct. 7	At Cincinnati Reds	W	16-0	2,500
Oct. 14	At Chicago Bears	L	0-20	15,000
Oct. 21	At Green Bay	L	0-15	4,000
Oct. 28	At Boston	L	0-9	10,000
Nov. 6	At Brooklyn Dodgers	W	21-0	7,000

Nov. 11	Detroit	L	13-17	7,000
Nov. 18	At Green Bay	W	9-0	3,000
Nov. 25	At Chicago Bears	L	6-17	13,800
Nov. 29	Green Bay	W	6-0	3,500
Dec. 2	At Kansas City Blues*	W	13-7	3,500
Dec. 5	At Tulsa Oilers*	W	20-7	1,200
Dec. 9	Stanford Braves*	W	37-2	12,000
Dec. 13	L.A. Bulldogs*	L	10-13	Unknown
Dec. 16	At S. California Maroons*	W	41-7	16,000
Dec. 20	PCFL All-Stars*	W	17-7	4,000
Dec. 23	At Berkeley Giants*	W	21-0	7,000
Home: 1-1. Away: 4-5.				239-127
*Non-league game				

1935 (6-4-2)

HEAD COACH MILAN CREIGHTON

Sept. 15	At Green Bay	W	7-6	10,000
Sept. 29	At Detroit	T	10-10	8,200
Oct. 13	At Green Bay	W	3-0	17,000
Oct. 20	At Pittsburgh Pirates	L	13-17	6,000
Oct. 27	At N.Y. Giants	W	14-13	32,000
Nov. 3	Detroit	L	6-7	5,000
Nov. 10	Philadelphia	W	12-3	6,000
Nov. 19	At Brooklyn Dodgers	L	12-14	18,000
Nov. 24	At Boston	W	6-0	6,000
Nov. 28	Green Bay	W	9-7	7,500
Dec. 1	At Chicago Bears	T	7-7	12,167
Dec. 8	Chicago Bears	L	0-13	17,373
Home: 2-2 (35,873). Away: 4-2-2 (109,367).				99-97

1936 (3-8-1)

HEAD COACH MILAN CREIGHTON

Sept. 13	At Green Bay	L	7-10	8,900
Sept. 20	At LaCrosse Lagers*	W	20-8	Unknown
Sept. 28	At Detroit	L	0-39	25,800
Oct. 4	At Green Bay	L	0-24	12,000
Oct. 11	At Chicago Bears	L	3-7	16,288
Oct. 18	At N.Y. Giants	L	6-14	17,000
Oct. 25	At Brooklyn Dodgers	L	0-9	20,000
Nov. 1	At Boston	L	10-13	7,000
Nov. 8	Philadelphia	W	13-0	1,500
Nov. 15	Pittsburgh Pirates	W	14-6	3,856
Nov. 22	Detroit	L	7-14	7,579
Nov. 29	Chicago Bears	W	14-7	13,704
Dec. 6	Green Bay	T	0-0	5,000
Dec. 13	L.A. Bulldogs*	T	10-10	15,000
Home: 3-1-1. Away: 0-7.				104-153
*Non-league game				

1937 (5-5-1)

HEAD COACH MILAN CREIGHTON

Sept. 12	At Green Bay	W	14-7	10,000
Sept. 19	At Detroit	L	7-16	17,000
Sept. 24	At Washington	W	21-14	22,367
Sept. 26	At Philadelphia	T	6-6	3,912
Oct. 3	At Cleveland Rams	W	6-0	10,000
Oct. 10	At Green Bay	L	13-34	18,000
Oct. 17	At Chicago Bears	L	7-16	23,000
Oct. 24	At Pittsburgh Pirates	W	13-7	8,963
Oct. 31	Cleveland Rams	W	13-7	9,923
Nov. 21	Detroit	L	7-16	8,576
Dec. 5	Chicago Bears	L	28-42	7,313
Home: 1-2 (25,812). Away: 4-3-1 (113,242).				135-165

1938 (2-9-0)

HEAD COACH MILAN CREIGHTON

Sept. 1	College All-Stars*	W	32-0	8,724
Sept. 11	Chicago Bears	L	13-16	20,000
Sept. 17	At Cleveland Rams	W	7-6	7,500
Sept. 25	At Green Bay	L	7-28	22,000
Sept. 28	At Green Bay (Buffalo)	L	22-24	12,500
Oct. 2	At Brooklyn Dodgers	L	0-13	17,129
Oct. 11	L.A. Bulldogs*	T	14-14	6,500
(At Charleston, W. Va.)				
Oct. 16	At Chicago Bears	L	28-34	21,614
Oct. 23	At Detroit	L	0-10	17,917
Oct. 26	At Philadelphia	L	0-7	15,000
(At Erie, Pa.)				

Nov. 6	At N.Y. Giants	L	0-6	19,648
Nov. 13	Cincinnati Bengals*	T	14-14	5,000
Nov. 20	Detroit	L	3-7	8,279
Nov. 27	Cleveland Rams	W	31-17	2,200
Home: 1-2-0 (50,703). Away: 1-7-0 (133,308).				171-196
*Non-league game				



1939 (1-10)

HEAD COACH ERNIE NEVERS

Sept. 10	At Detroit	L	13-21	15,075
Sept. 17	At Green Bay	L	10-24	12,000
Sept. 24	At Pittsburgh Pirates	W	10-0	19,008
Oct. 1	Detroit	L	3-17	9,000
Oct. 8	At Green Bay	L	20-27	20,000
Oct. 15	At Chicago Bears	L	7-44	29,592
Oct. 22	Cleveland Rams	L	0-24	10,000
Nov. 5	At Cleveland Rams	L	0-14	8,378
Nov. 12	At N.Y. Giants	L	7-17	28,217
Nov. 19	At Washington	L	7-28	26,667
Nov. 26	Chicago Bears	L	7-48	16,055
Home: 0-3 (35,055). Away: 1-7 (158,937).				84-264

1940 (2-7-2)

HEAD COACH JIMMY CONZELMAN

Sept. 8	At Pittsburgh	T	7-7	22,000
Sept. 15	At Detroit (At Buffalo)	T	0-0	18,048
Sept. 25	Chicago Bears	W	21-7	23,181
Sept. 29	At Green Bay	L	6-31	21,000
Oct. 5	At Detroit	L	14-43	20,619
Oct. 13	At Washington	L	21-28	33,691
Oct. 20	At Cleveland Rams	L	14-26	13,683
Oct. 27	Cleveland Rams	W	17-7	10,313
Nov. 1	Green Bay	L	7-28	11,364
Nov. 24	At Brooklyn Dodgers	L	9-14	16,619
Dec. 1	At Chicago Bears	L	<u>23-31</u>	13,902
Home: 2-1 (44,858). Away: 0-6-2 (159,562).				139-222

1941 (3-7-1)

HEAD COACH JIMMY CONZELMAN

Sept. 9	At Kenosha Cardinals*	T	21-21	3,000
Sept. 16	Cleveland Rams	L	6-10	15,000
Sept. 27	Detroit	T	14-14	15,458
Oct. 5	At Green Bay (Milw.)	L	13-14	10,000
Oct. 12	At Chicago Bears	L	7-53	34,668
Oct. 19	At Brooklyn Dodgers	W	20-6	12,054
Oct. 26	At Philadelphia	L	14-21	12,683
Nov. 2	At N.Y. Giants	W	10-17	29,289
Nov. 16	At Green Bay	L	9-17	15,495
Nov. 23	At Cleveland Rams	W	7-0	5,000
Nov. 30	At Detroit	L	3-21	17,051
Dec. 7	Chicago Bears	L	24-34	18,879
Home: 0-2-1 (49,337). Away: 3-5-0 (139,240).				148-218

*Non-league game

1942 (3-8)

HEAD COACH JIMMY CONZELMAN

Sept. 6	Western Army All-Stars* (At Denver, Colo.)	L	10-16	20,000
Sept. 13	At Cleveland Rams (At Buffalo)	W	7-0	18,698
Sept. 20	Detroit	W	13-0	14,742
Oct. 4	Green Bay	L	13-17	25,000
Oct. 11	At Chicago Bears	L	14-41	38,500
Oct. 18	At Detroit	W	7-0	14,100
Oct. 25	At Cleveland Rams	L	3-7	7,896
Nov. 1	At Green Bay	L	24-55	15,000
Nov. 8	At Washington	L	0-28	35,425
Nov. 15	Wichita Aero Commanders*	W	35-7	5,000
Nov. 22	At Pittsburgh	L	3-19	20,711
Nov. 29	At N.Y. Giants	L	7-21	20,354
Dec. 6	Chicago Bears	L	7-21	8,251
Home: 1-2 (52,993). Away: 2-6 (170,684).				143-232

*Non-league game.

1943 (0-10)

HEAD COACH PHIL HANDLER

Sept. 19	At Detroit	L	14-35	23,408
Sept. 26	Washington (Buffalo)*	L	21-43	20,707
Oct. 3	Green Bay	L	7-28	15,563
Oct. 10	Chicago Bears	L	0-20	24,658
Oct. 17	Detroit (Buffalo)	L	0-7	15,072
Oct. 24	At Washington	L	7-13	35,540
Oct. 31	At Phila.-Pitt. Steagles	L	13-34	16,351
Nov. 7	At Brooklyn Dodgers	L	0-7	13,340
Nov. 14	At Green Bay	L	14-35	11,000
Nov. 21	At N.Y. Giants	L	13-24	19,804
Nov. 28	Chicago Bears	L	24-35	17,219
Home: 0-5 (93,219). Away: 0-5 (119,443).				116-281

*Non-league game

1945 (1-9)

HEAD COACH PHIL HANDLER

Sept. 17	Washington* (At Buffalo, N.Y.)	T	7-7	Unknown
Sept. 23	Detroit (At Milwaukee, Wisc.)	L	0-10	5,461
Sept. 30	At Cleveland Rams	L	0-21	10,872
Oct. 7	At Philadelphia	L	6-26	25,581
Oct. 14	At Chicago Bears	W	16-7	20,784
Oct. 21	At Detroit	L	0-26	32,644
Oct. 28	At Green Bay	L	14-33	19,221
Nov. 4	At Washington	L	21-24	35,000
Nov. 11	At Pittsburgh	L	0-23	13,153
Nov. 18	Cleveland Rams	L	21-35	18,000
Dec. 2	Chicago Bears	L	20-28	13,925
Home: 0-2. Away: 1-7.				105-240

*Non-league game

1946 (6-5)

HEAD COACH JIMMY CONZELMAN

Sept. 20	At Pittsburgh	L	7-14	32,851
Sept. 30	Detroit	W	34-14	26,842
Oct. 6	Chicago Bears	L	17-34	39,263
Oct. 13	At Detroit	W	36-14	23,987
Oct. 20	At N.Y. Giants	L	24-28	50,681
Oct. 27	L.A. Rams	W	34-10	38,180
Nov. 3	At Boston Yanks	W	28-14	10,556
Nov. 10	Green Bay	L	7-19	30,691
Nov. 17	At L.A. Rams	L	14-17	38,271
Nov. 24	At Green Bay	W	24-6	16,150
Dec. 1	At Chicago Bears	W	<u>35-28</u>	47,511
Home: 2-2 (134,976). Away: 4-3 (220,007).				260-198

1947 (9-3, NFL Champion)

HEAD COACH JIMMY CONZELMAN

Sept. 28	Detroit	W	45-21	22,739
Oct. 5	Chicago Bears	W	31-7	51,123
Oct. 12	At Green Bay	W	14-10	25,502
Oct. 19	At L.A. Rams	L	7-27	69,631
Oct. 26	Boston Yankees	W	27-7	22,286
Nov. 2	L.A. Rams	W	17-10	40,575
Nov. 9	At Detroit	W	17-7	27,513
Nov. 16	Green Bay	W	21-20	40,086
Nov. 23	At Washington	L	21-45	35,362
Nov. 30	At N.Y. Giants	L	31-35	28,744
Dec. 7	At Philadelphia	W	45-21	34,432
Dec. 14	At Chicago Bears	W	<u>30-21</u>	48,632
Home: 5-0 (176,809). Away: 4-3 (221,184).				306-231

NFL Championship Game, Comiskey Park, Chicago

Dec. 28	Philadelphia	W	28-21	30,759
---------	--------------	---	-------	--------

1948 (11-1)

HEAD COACH JIMMY CONZELMAN

Sept. 24	Philadelphia	W	21-14	25,875
Oct. 4	Chicago Bears	L	17-28	52,765
Oct. 10	At Green Bay (Milw.)	W	17-7	34,369
Oct. 17	At N.Y. Giants	W	63-35	35,342
Oct. 24	Boston Yanks	W	49-27	23,433
Oct. 31	At L.A. Rams	W	27-22	32,149
Nov. 7	Detroit	W	56-20	24,051
Nov. 14	At Pittsburgh	W	24-7	33,364
Nov. 21	L.A. Rams	W	27-24	29,031
Nov. 25	At Detroit	W	28-14	22,957
Dec. 5	Green Bay	W	42-7	26,072
Dec. 12	At Chicago Bears	W	<u>24-21</u>	51,283
Home: 5-1 (181,227). Away: 6-0 (209,464).				395-226

NFL Championship Game, Shibe Park, Philadelphia

Dec. 19	At Philadelphia	L	0-7	36,309
---------	-----------------	---	-----	--------

1949 (6-5-1)

HEAD COACH BUDDY PARKER

HEAD COACH PHIL HANDLER (CO-HEAD

COACH FOR FIRST 6 GAMES)

Sept. 26	Washington	W	38-7	24,136
Oct. 2	Chicago Bears	L	17-17	52,867
Oct. 8	At Philadelphia	L	3-28	34,576
Oct. 16	At Green Bay (Milw.)	W	39-17	18,164
Oct. 23	Detroit	L	7-24	23,215
Oct. 30	N.Y. Giants	L	38-41	21,339
Nov. 6	At Detroit	W	42-19	22,479
Nov. 13	At N.Y. Bulldogs	W	65-20	9,072
Nov. 20	L.A. Rams	T	28-28	34,100
Nov. 27	Green Bay	W	41-21	16,787
Dec. 4	At L.A. Rams	W	31-27	74,673
Dec. 11	At Chicago Bears	L	<u>21-52</u>	50,101
Home: 2-3-1 (171,444). Away: 4-2 (209,065).				360-301



1950 (5-7)

HEAD COACH EARL "CURLY" LAMBEAU

Sept. 24	Philadelphia	L	7-45	24,914
Oct. 2	Baltimore	W	55-13	14,439
Oct. 8	At Chicago Bears	L	6-27	48,025
Oct. 15	At Cleveland	L	24-34	33,774
Oct. 22	At Washington	W	38-28	27,856
Oct. 29	N.Y. Giants	W	17-3	23,964
Nov. 5	Cleveland	L	7-10	38,456
Nov. 12	At N.Y. Giants	L	21-51	22,380
Nov. 19	At Philadelphia	W	14-10	28,368
Nov. 23	Pittsburgh	L	17-28	11,622
Dec. 3	Chicago Bears	W	20-10	31,919
Dec. 10	At Pittsburgh	L	7-28	18,301
Home: 3-3 (105,314). Away: 2-4 (178,704). 233-287				

1951 (3-9)

HEAD COACH EARL "CURLY" LAMBEAU

Sept. 30	Philadelphia	L	14-17	16,129
Oct. 7	Chicago Bears	W	28-14	33,781
Oct. 14	At N.Y. Giants	L	17-28	28,095
Oct. 21	At Washington	L	3-7	22,960
Oct. 28	Pittsburgh	L	14-28	14,773
Nov. 4	Cleveland	L	17-34	19,742
Nov. 11	At L.A. Rams	L	21-45	29,996
Nov. 18	At San Francisco	W	27-21	19,658
Nov. 25	N.Y. Giants	L	0-10	11,892
Dec. 2	At Cleveland	L	28-49	30,550
Dec. 9	Washington	L	17-20	9,459
Dec. 16	At Chicago Bears	W	24-14	15,085
Home: 1-5 (105,776). Away: 2-4 (146,344). 210-287				

1952 (4-8)

HEAD COACH JOE KUCHARIC

Sept. 29	Washington	L	7-23	17,837
Oct. 5	Chicago Bears	W	21-10	34,697
Oct. 12	At Washington	W	17-6	24,600
Oct. 19	At N.Y. Giants	W	24-23	41,182
Oct. 26	Pittsburgh	L	28-34	20,395
Nov. 2	N.Y. Giants	L	6-28	27,195
Nov. 9	At Cleveland	L	13-28	34,097
Nov. 16	At Philadelphia	L	7-10	18,908
Nov. 23	At Pittsburgh	L	14-17	18,330
Nov. 30	Philadelphia	W	28-22	13,577
Dec. 7	Cleveland	L	0-10	24,541
Dec. 14	At Chicago Bears	L	7-10	32,578
Home: 2-4 (138,242). Away: 2-4 (169,695). 172-221				

1953 (1-10-1)

HEAD COACH JOE STYDAHR

Sept. 27	Washington	L	13-24	16,055
Oct. 4	Cleveland	L	7-27	24,374
Oct. 11	At Pittsburgh	L	28-31	25,935
Oct. 18	At N.Y. Giants	L	7-21	30,301
Oct. 25	Philadelphia	L	17-56	22,064
Nov. 1	N.Y. Giants	L	20-23	17,499
Nov. 8	At Washington	L	17-28	19,654
Nov. 15	L.A. Rams	T	24-24	26,674
Nov. 21	At Philadelphia	L	0-38	19,402
Nov. 29	At Cleveland	L	16-27	24,499
Dec. 6	Pittsburgh	L	17-21	14,138
Dec. 13	At Chicago Bears	W	24-17	38,059
Home: 0-5-1 (120,804). Away: 1-5 (157,850). 190-337				

1954 (2-10)

HEAD COACH JOE STYDAHR

Sept. 26	N.Y. Giants	L	10-41	16,780
Oct. 3	Philadelphia	L	16-35	17,084
Oct. 10	At Cleveland	L	7-31	24,101
Oct. 17	At N.Y. Giants	L	17-31	31,256
Oct. 24	Cleveland	L	3-35	23,823
Oct. 31	Pittsburgh	W	17-14	18,765
Nov. 7	At Philadelphia	L	14-30	21,963
Nov. 14	At L.A. Rams	L	17-28	40,739
Nov. 21	Washington	W	38-16	15,619
Nov. 28	At Pittsburgh	L	17-20	14,460
Dec. 5	Chicago Bears	L	7-29	33,594
Dec. 12	At Washington	L	20-37	18,107
Home: 2-4 (125,665). Away: 0-6 (150,626). 183-347				

1955 (4-7-1)

HEAD COACH RAY RICHARDS

Sept. 26	At Pittsburgh	L	7-14	26,359
Oct. 2	N.Y. Giants	W	28-17	9,555
Oct. 9	At Washington	W	24-10	26,337
Oct. 16	At N.Y. Giants	L	0-10	7,000
Oct. 23	Philadelphia	T	24-24	24,620
Oct. 30	Cleveland	L	20-26	29,471
Nov. 5	Pittsburgh	W	27-13	23,310
Nov. 13	At Green Bay	L	14-31	20,104
Nov. 20	Washington	L	0-31	16,901
Nov. 27	Chicago Bears	W	53-14	47,314
Dec. 4	At Philadelphia	L	3-27	19,378
Dec. 11	At Cleveland	L	24-35	25,914
Home: 3-2-1 (151,171). Away: 1-5 (125,092). 224-252				

1956 (7-5)

HEAD COACH RAY RICHARDS

Sept. 30	Cleveland	W	9-7	20,966
Oct. 7	N.Y. Giants	W	35-27	21,799
Oct. 14	At Washington	W	31-3	25,794
Oct. 21	At Philadelphia	W	20-6	36,545
Oct. 28	Washington	L	14-17	30,553
Nov. 4	Philadelphia	W	28-17	27,609
Nov. 11	At N.Y. Giants	L	10-23	62,410
Nov. 18	At Pittsburgh	L	7-14	24,086
Nov. 25	Pittsburgh	W	38-27	17,724
Dec. 2	Green Bay	L	21-24	22,620
Dec. 9	At Chicago Bears	L	3-10	48,606
Dec. 16	At Cleveland	W	24-7	25,312
Home: 4-2 (141,271). Away: 3-3 (222,753). 240-182				

1957 (3-9)

HEAD COACH RAY RICHARDS

Sept. 29	At San Francisco	W	20-10	35,743
Oct. 6	Washington	L	14-37	18,278
Oct. 13	At Pittsburgh	L	20-29	29,446
Oct. 20	At Washington	W	44-14	23,159
Oct. 27	Cleveland	L	7-17	26,341
Nov. 3	Philadelphia	L	21-38	18,718
Nov. 10	At N.Y. Giants	L	14-27	46,402
Nov. 24	N.Y. Giants	L	21-28	19,200
Dec. 1	At Cleveland	L	0-31	40,525
Dec. 8	Chicago Bears	L	6-14	43,735
Dec. 15	At Philadelphia	W	31-27	12,555
Dec. 22	Pittsburgh	L	2-27	10,084
Home: 0-6 (136,356). Away: 3-3 (187,830). 200-299				

1958 (2-9-1)

HEAD COACH FRANK "POP" IVY

Sept. 28	At N.Y. Giants (Buffalo)	L	7-37	21,923
Oct. 4	Washington	W	37-10	21,824
Oct. 12	At Cleveland	L	28-35	65,403
Oct. 19	At N.Y. Giants	W	23-6	52,684
Oct. 26	Cleveland	L	24-38	30,933
Nov. 2	Philadelphia	T	21-21	17,486
Nov. 9	At Washington	L	31-45	26,196
Nov. 16	At Philadelphia	L	21-49	18,315
Nov. 23	Pittsburgh	L	20-27	15,946
Nov. 30	L.A. Rams	L	14-20	13,014
Dec. 7	At Chicago Bears	L	14-30	41,617
Dec. 13	At Pittsburgh	L	21-38	16,660
Home: 1-3-1 (99,203). Away: 1-6. (242,798). 261-356				

1959 (2-10)

HEAD COACH FRANK "POP" IVY (FINAL SEASON IN CHICAGO)

Sept. 27	Washington	W	49-21	21,892
Oct. 4	Cleveland	L	7-34	19,935
Oct. 11	At Washington	L	14-23	25,937
Oct. 18	At Cleveland	L	7-17	46,422
Oct. 25	Philadelphia (Mpls.)	L	24-28	20,112
Nov. 1	Pittsburgh	W	45-24	23,187
Nov. 8	At N.Y. Giants	L	3-9	56,779
Nov. 15	At Philadelphia	L	17-27	28,887
Nov. 22	N.Y. Giants (Mpls.)	L	20-30	26,625
Nov. 29	Chicago Bears	L	7-31	48,687
Dec. 6	At Detroit	L	21-45	45,811
Dec. 13	At Pittsburgh	L	20-35	19,011
234-324				

Home: 2-2 (113,701). Home (Neutral): 0-2 (46,737). Away: 0-6 (222,847).
Note: Four Cardinals home games were played at Chicago's Soldier Field and two at Metropolitan Stadium in Minneapolis.



1960 (6-5-1) HEAD COACH FRANK "POP" IVY (FIRST SEASON IN ST. LOUIS)

Sept. 23	At L.A. Rams	W	43-21	47,448
Oct. 2	N.Y. Giants	L	14-35	26,089
Oct. 9	At Philadelphia	L	27-31	33,701
Oct. 16	At Pittsburgh	L	14-27	22,971
Oct. 23	Dallas	W	12-10	23,128
Oct. 30	At N.Y. Giants	W	20-13	58,516
Nov. 6	Washington	W	44-7	22,458
Nov. 13	At Cleveland	L	27-28	49,192
Nov. 20	At Washington	W	26-14	23,848
Nov. 27	Cleveland	T	17-17	26,146
Dec. 4	Philadelphia	L	6-20	21,358
Dec. 18	Pittsburgh	W	38-7	20,840

Home: 3-2-1 (140,019). Away: 3-3 (235,676). 288-230

USUAL STARTING LINEUP

Offense	Defense
LE Sonny Randle	LE Leo Sugar
LT Ed Cook	LT Don Owens
LG Mike McGee	RT Frank Fuller
C Don Gillis	RE Luke Owens
RG Ken Gray	LLB John Tracey
RT Tom Day	MLB Dale Meinert
RT Ken Panfil	RLB Bill Koman
TE Hugh McGinnis	LCB Joe Driskill
FL Joe Childress Billy Stacy
QB John Roach	RCB Jimmy Hill
RB John David Crow	LS Jerry Norton
FB Mal Hammack	RS Larry Wilson
K Gerry Perry Jimmy Hill
	P Jerry Norton

TEAM STATISTICS

	Cards	Opp.
Total First Downs.....	229	158
Rushing	128	56
Passing	88	93
Penalty	13	9
Total Net Yards.....	4,167	3,029
Avg. Per Game	347.3	252.4
Total Plays	838	723
Avg. Per Play	5.0	4.2
Net Yards Rushing.....	2,356	1,212
Avg. Per Game	196.3	101.0
Total Rushes	484	344
Net Yards Passing.....	1,811	1,817
Avg. Per Game	150.9	151.4
Yards Lost Att. to Pass	179	330
Gross Yards	1,990	2,004
Att./Comp./Pct.	285/126/44.2	301/156/51.8
Had Intercepted	25	21
Punts/Average.....	44/44.2	64/44.2
Net Punting Average.....	38.9	39.9
Penalties/Yards.....	46/456	59/500
Fumbles/Lost.....	43/21	35/23
Touchdowns.....	34	30
Rushing	13	8
Passing	20	20
Returns	1	2

NOTES

NFL approves Cards' move from Chicago to St. Louis on March 13 ... team plays in 34,000-seat Sportsman's Park ... with no regular practice site, the team practices at an open field at a city park ... running back **John David Crow** breaks **Ollie Matson's** single-season rushing mark with 1,071 yards ... Crow sets franchise single-game mark that stood for 35 years with 203 yards vs. Pittsburgh on Dec. 18 ... Cards lead NFL in rushing with 2,356 yards (196.3 yards per game) and in rushing defense, allowing 1,212 yards (101 yards per game) ... defense also leads league, allowing 252.4 yards per game, 158 first downs, and just 56 first downs rushing ... wide receiver **Sonny Randle** leads NFL with club-record 15 touchdowns receiving on 62 receptions ... little-known Utah halfback **Larry Wilson**, selected in seventh round of draft, converts to safety due to injuries.

1961 (7-7) HEAD COACH FRANK "POP" IVY

Sept. 17	At N.Y. Giants	W	21-10	58,059
Sept. 24	At Cleveland	L	17-20	50,443
Oct. 1	At Philadelphia	W	30-27	59,399
Oct. 8	N.Y. Giants	L	9-24	23,713
Oct. 15	Philadelphia	L	7-20	20,262
Oct. 22	At Washington	W	24-0	28,037
Oct. 29	Cleveland	L	10-21	26,696
Nov. 5	At Dallas	W	31-17	20,500
Nov. 12	Detroit	L	14-45	20,320
Nov. 19	At Baltimore	L	0-16	56,112
Nov. 26	At Pittsburgh	L	27-30	17,090
Dec. 3	Washington	W	38-24	16,204
Dec. 10	Dallas	W	31-13	15,384
Dec. 17	Pittsburgh	W	20-0	16,298

Home: 3-4 (138,877). Away: 4-3 (289,640). 279-267

USUAL STARTING LINEUP

Offense	Defense
LE Sonny Randle	LE Joe Robb
LT Ed Cook	ED Ed Henke
LG Mike McGee	LT Don Owens
C Don Gillis	RT Frank Fuller
RG Ken Gray	RE Ed Henke
RT Ernie McMillan Luke Owens
..... Gerry Perry	LLB Ted Bates
TE Taz Anderson	MLB Dale Meinert
..... Hugh McGinnis	RLB Bill Koman
FL Bobby Joe Conrad	LCB Billy Stacy
..... Billy Stacy Bill West
QB Sam Etcheverry	RCB Jimmy Hill
..... Ralph Guglielmi	LS Jerry Norton
..... Charley Johnson	RS Larry Wilson
RB Prentice Gautt Joe Driskill
..... John David Crow	P Jerry Norton
FB Frank Mestnik	
K Gerry Perry	

TEAM STATISTICS

	Cards	Opp.
Total First Downs.....	202	215
Rushing	83	91
Passing	110	112
Penalty	9	12
Total Net Yards.....	3,378	3,986
Avg. Per Game	241.3	284.7
Total Plays	839	971
Avg. Per Play	4.0	4.1
Net Yards Rushing.....	1,405	1,676
Avg. Per Game	100.4	119.7
Total Rushes	386	477
Net Yards Passing.....	1,973	2,310
Avg. Per Game	140.9	165.0
Yards Lost Att. to Pass	461	334
Gross Yards	2,434	2,644
Att./Comp./Pct.	351/168/47.9	389/187/48.1
Had Intercepted	23	24
Punts/Average.....	85/44.7	67/43.5
Net Punting Average.....	39.6	38.5
Penalties/Yards.....	57/535	59/546
Fumbles/Lost.....	39/18	36/20
Touchdowns.....	37	30
Rushing	8	11
Passing	21	18
Returns	8	1

NOTES

Cards sign decade-long CFL passing leader **Sam Etcheverry** and trade quarterback **John Roach** for running back **Prentice Gautt** and wide receiver **Taz Anderson** ... Gautt and Anderson enjoy productive Cardinal careers ... Etcheverry, who passed for 30,381 yards and 183 touchdowns in nine seasons for the Montreal Alouettes, hurts his arm in training camp ... coupled with running back **John David Crow's** broken ankle, Cards finish 7-7 ... Head Coach Frank "Pop" Ivy resigns with two games remaining ... Cards win both remaining contests as assistants **Chuck Drulis**, **Ray Prochaska**, and **Ray Wilsey** assume coaching reins ... during the season, Drulis and his prize pupil, second-year safety **Larry Wilson**, perfected the safety blitz.



1962 (4-9-1)

HEAD COACH WALLY LEMM

Sept. 16	At Philadelphia	W	27-21	58,910
Sept. 23	At Green Bay	L	0-17	44,885
Sept. 30	At Washington	L	14-24	37,419
Oct. 7	N.Y. Giants	L	14-31	20,327
Oct. 14	Washington	T	17-17	18,104
Oct. 21	Cleveland	L	7-34	23,256
Oct. 28	At Dallas	W	28-24	16,027
Nov. 4	At N.Y. Giants	L	28-31	62,775
Nov. 11	Pittsburgh	L	17-26	20,264
Nov. 18	At Cleveland	L	14-38	41,815
Nov. 25	San Francisco	L	17-24	17,532
Dec. 2	At Pittsburgh	L	7-19	17,265
Dec. 9	Dallas	W	52-20	14,102
Dec. 16	Philadelphia	W	45-35	14,989

Home: 2-4-1 (128,574). Away: 2-5 (279,096). 287-361

USUAL STARTING LINEUP

Offense

LESonny Randle
LTEd Cook
LGMike McGee
CBob DeMarco
RGKen Gray
RTErnie McMillan
TETaz Anderson
FLBobby Joe Conrad
QBCharley Johnson
Sam Etcheverry
RBJohn David Crow
Mal Hammack
Joe Childress
KGerry Perry

Defense

LEJoe Robb
DTDon Owens
DTFrank Fuller
RELuke Owens
LLBMarion Rushing
MLBGarland Boyette
Dale Meinert
RLBBill Koman
LCBBilly Stacy
RCBJimmy Hill
LSNorm Beal
RSLarry Wilson
PSam Etcheverry

TEAM STATISTICS

	Cards	Opp.
Total First Downs	268	251
Rushing	109	93
Passing	138	141
Penalty	21	17
Total Net Yards	4,798	4,719
Avg. Per Game	342.7	337.1
Total Plays	923	923
Avg. Per Play	5.2	5.1
Net Yards Rushing	1,698	1,732
Avg. Per Game	121.3	123.7
Total Rushes	416	452
Net Yards Passing	3,100	2,987
Avg. Per Game	221.4	213.4
Yards Lost Att. to Pass	288	315
Gross Yards	3,388	3,302
Att./Comp./Pct.	434/220/51.7	377/196/51.9
Had Intercepted	30	16
Punts/Average	59/38.3	61/40.5
Penalties/Yards	56/655	63/584
Fumbles/Lost	37/21	23/15
Touchdowns	39	44
Rushing	20	18
Passing	18	21
Returns	1	5

NOTES

Violet Wolfner Bidwill, widow of Card owner **Charles W. Bidwill, Sr.**, passes away ... sons **Bill** and **Charles (Stormy) Bidwill** become legal owners and retain their titles of president (Stormy) and vice-president (Bill) ... **Wally Lemm**, a former Cardinal assistant coach, selected head coach ... **Charley Johnson**, a "future" draft pick in 1960, becomes starting quarterback in the fifth game of the season and sets team records for pass attempts (308), completions (150), and yardage (2,440) ... he also sets single-game mark with 386 yards against Philadelphia on Dec. 16 as Cards (589 yards total offense) and Eagles (498 yards) combine for 1,087 total yards, the second-highest total in NFL history ... **Bobby Joe Conrad** switches from running back to flanker and catches 62 passes to tie a club record set two years earlier by **Sonny Randle** ... Randle sets pair of team marks with 16 receptions for 256 yards at N.Y. Giants on Nov. 4.

1963 (9-5)

HEAD COACH WALLY LEMM

Sept. 14	At Dallas	W	34-7	36,432
Sept. 22	At Philadelphia	W	28-24	60,671
Sept. 29	At Pittsburgh	L	10-23	28,225
Oct. 6	At Minnesota	W	56-14	30,220
Oct. 13	Pittsburgh	W	24-23	23,715
Oct. 20	Green Bay	L	7-30	32,224
Oct. 27	At Washington	W	21-7	46,921
Nov. 3	N.Y. Giants	L	21-38	29,482
Nov. 10	Washington	W	24-20	18,197
Nov. 17	At Cleveland	W	20-14	75,232
Nov. 24	At N.Y. Giants	W	24-17	62,992
Dec. 1	Cleveland	L	10-24	32,531
Dec. 8	Philadelphia	W	38-14	15,979
Dec. 15	Dallas	L	24-28	12,695

Home: 3-4 (164,823). Away: 6-1 (340,693). 341-283

USUAL STARTING LINEUP

Offense

LESonny Randle
LTIrv Goode
LGEd Cook
CBob DeMarco
RGKen Gray
RTErnie McMillan
TEJackie Smith
Taz Anderson
FLBobby Joe Conrad
QBCharley Johnson
FBJoe Childress
RBBill Triplett
KJim Bakken

Defense

LEJoe Robb
LTDon Owens
RTLuke Owens
REDon Brumm
LLBLarry Stallings
Marion Rushing
MLBDale Meinert
RLBBill Koman
LCBPat Fischer
RCBJimmy Hill
LSJerry Stovall
Billy Stacy
RSLarry Wilson
PJim Bakken

TEAM STATISTICS

	Cards	Opp.
Total First Downs	254	235
Rushing	105	105
Passing	134	107
Penalty	15	23
Total Net Yards	4,870	3,954
Avg. Per Game	347.9	282.4
Total Plays	901	872
Avg. Per Play	5.4	4.5
Net Yards Rushing	1,839	1,802
Avg. Per Game	131.4	128.7
Total Rushes	423	461
Net Yards Passing	3,031	2,152
Avg. Per Game	216.5	153.7
Sacked/Yards Lost	40/372	41/364
Gross Yards	3,403	2,516
Att./Comp./Pct.	438/228/52.1	370/180/48.6
Had Intercepted	21	18
Punts/Average	65/40.7	74/40.1
Penalties/Yards	69/692	53/581
Fumbles/Lost	29/18	32/18
Touchdowns	44	34
Rushing	10	19
Passing	30	13
Returns	4	2

NOTES

Bolstered by an exceptional draft, the Cardinals finish 9-5, their best record since 1948 ... eight draftees—end **Don Brumm**, linebacker **Dave Meggsey**, tackle **Bob Reynolds**, defensive tackle **Sam Silas**, tight end **Jackie Smith**, linebacker **Larry Stallings**, defensive back **Jerry Stovall**, and running back **Bill Thornton**—become multi-year starters ... flanker **Bobby Joe Conrad** catches club-record 73 passes for 967 yards with 10 touchdowns ... quarterback **Charley Johnson** sets four team single-season passing marks—attempts (423), completions (222), yardage (3,280) and touchdowns (28, still a club record tied by **Neil Lomax** in 1984) ... ground broken for a multi-purpose stadium in St. Louis.



1964 (9-3-2)

HEAD COACH WALLY LEMM

Sept. 12	At Dallas	W	16-6	36,605
Sept. 20	At Cleveland	T	33-33	76,954
Sept. 27	At San Francisco	W	23-13	30,969
Oct. 4	At Washington	W	23-17	49,219
Oct. 12*	At Baltimore	L	27-47	60,213
Oct. 18	Washington	W	38-24	23,748
Oct. 25	Dallas	L	13-31	28,253
Nov. 1	At N.Y. Giants	L	17-34	63,072
Nov. 8	Pittsburgh	W	34-30	28,245
Nov. 15	N.Y. Giants	T	10-10	29,608
Nov. 22	At Philadelphia	W	38-13	60,671
Nov. 29	At Pittsburgh	W	21-20	27,807
Dec. 6	Cleveland	W	28-19	31,585
Dec. 13	Philadelphia	W	36-34	24,636

Home: 4-4-1 (166,075). Away: 5-2-1 (405,510). 357-331

Non-Advancing Playoff Bowl between second-place teams

Jan. 3 Vs. Green Bay (At Miami) W 24-17 56,218

*Scheduling conflict with St. Louis baseball Cardinals' participation in the 1964 World Series moves home game to Baltimore.

USUAL STARTING LINEUP

Offense	Defense
LE Sonny Randle	LE Joe Robb
LT Billy Gambrell	LT Sam Silas
LG Bob Reynolds	RT Luke Owens
C Irv Goode	RE Don Brumm
RG Bob DeMarco	LLB Larry Stallings
RT Ken Gray	MLB Mal Hammack
TE Ernie McMillan	MLB Dale Meinert
FL Jackie Smith	RLB Bill Koman
FL Bobby Joe Conrad	LCB Pat Fischer
QB Charley Johnson	RCB Jim Burson
RB John David Crow	LS Jimmy Hill
Prentice Gautt	LS Jerry Stovall
Joe Childress	RS Larry Wilson
K Jim Bakken	P Jackie Smith

TEAM STATISTICS

	Cards	Opp.
Total First Downs.....	275	235
Rushing	95	96
Passing	152	128
Penalty	28	11
Total Net Yards.....	4,517	4,292
Avg. Per Game	322.6	306.6
Total Plays	915	845
Avg. Per Play	4.9	5.1
Net Yards Rushing.....	1,770	1,809
Avg. Per Game	126.4	129.2
Total Rushes	456	414
Net Yards Passing.....	2,747	2,483
Avg. Per Game	196.2	177.4
Sacked/Yards Lost	37/298	42/356
Gross Yards	3,045	2,839
Att./Comp./Pct.	422/223/52.8	390/194/49.7
Had Intercepted	24	25
Punts/Average.....	56/40.9	67/43.5
Penalties/Yards.....	64/579	71/695
Fumbles/Lost.....	29/16	24/14
Touchdowns.....	40	36
Rushing	12	13
Passing	21	21
Returns	7	2

NOTES

Cards spurn overtime from Atlanta to relocate to the South with promise of a new stadium ... Cards improve to 9-3-2 record, second in NFL's Eastern Conference to eventual NFL champion Cleveland's 10-3-1 mark ... Cards gain tie and victory, however, against Browns during regular-season play ... cornerback **Pat Fischer** earns all-pro honors with 10 interceptions, second in the league ... quarterback **Charley Johnson** finishes season throwing a touchdown pass in 11 consecutive games and pushes the streak to 16 straight in 1965 ... Cards defeat Green Bay 24-17 at Miami in non-advancing Playoff Bowl between second-place finishers in each conference ... World Series conflict with baseball Cardinals moves Oct. 12 home game vs. Colts to Baltimore.

1965 (5-9)

HEAD COACH WALLY LEMM

Sept. 19	At Philadelphia	L	27-34	54,260
Sept. 26	At Cleveland	W	49-13	80,161
Oct. 4	Dallas	W	20-13	32,034
Oct. 10	At Washington	W	37-16	50,205
Oct. 17	At Pittsburgh	W	20-7	31,085
Oct. 24	Washington	L	20-24	32,228
Oct. 31	At N.Y. Giants	L	10-14	62,807
Nov. 7	Pittsburgh	W	21-17	31,899
Nov. 14	At Chicago	L	13-34	45,663
Nov. 21	N.Y. Giants	L	15-28	31,704
Nov. 28	Philadelphia	L	24-28	28,706
Dec. 5	L.A. Rams	L	3-27	27,943
Dec. 11	At Dallas	L	13-27	38,499
Dec. 19	Cleveland	L	24-27	29,348

Home: 2-5 (213,862). Away: 3-4 (393,680).

296-309

USUAL STARTING LINEUP

Offense	Defense
LE Sonny Randle	LE Joe Robb
LT Bob Reynolds	LT Sam Silas
LG Irv Goode	RE Luke Owens
C Bob DeMarco	RT Don Brumm
RG Ken Gray	LLB Larry Stallings
RT Ernie McMillan	MLB Dave Meggsey
TE Jackie Smith	Marion Rushing
FL Bobby Joe Conrad	MLB Dale Meinert
QB Charley Johnson	RLB Bill Koman
RB Bill Triplett	LCB Pat Fischer
Willis Crenshaw	RCB Jim Burson
Joe Childress	LS Jerry Stovall
K Jim Bakken	Monk Bailey
	RS Larry Wilson
	Carl Silvestri
	P Jim Bakken
	Jackie Smith

TEAM STATISTICS

	Cards	Opp.
Total First Downs.....	251	238
Rushing	90	89
Passing	143	133
Penalty	18	16
Total Net Yards.....	4,562	4,297
Avg. Per Game	325.9	306.9
Total Plays	909	852
Avg. Per Play	5.0	5.0
Net Yards Rushing.....	1,619	1,813
Avg. Per Game	115.6	129.5
Total Rushes	431	433
Net Yards Passing.....	2,943	2,484
Avg. Per Game	210.2	177.4
Sacked/Yards Lost	30/279	39/342
Gross Yards	3,222	2,826
Att./Comp./Pct.	448/221/49.3	380/184/48.4
Had Intercepted	25	17
Punts/Average.....	67/40.4	65/43.3
Penalties/Yards.....	45/458	70/760
Fumbles/Lost.....	15/7	29/15
Touchdowns.....	33	37
Rushing	10	12
Passing	20	24
Returns	3	1

NOTES

Alabama All-America quarterback **Joe Namath** is Cards' first-round draft pick, but the flashy passer opts to sign with rival AFL's New York Jets ... Cards win four of first five games, but injuries to quarterback **Charley Johnson**, starting running backs **Prentice Gautt** and **Joe Childress**, and defensive backs **Larry Wilson** and **Larry Stovall** take a toll and the team slides to 5-9 ... Wilson sets team mark with 96-yard interception return for a touchdown vs. Cleveland on Dec. 19 ... a few weeks earlier, with casts on both hands, Wilson intercepts a **Bill Nelsen** pass against Pittsburgh on Nov. 7 ... **Wally Lemm** announces after the final game he will not return as head coach.



1966 (8-5-1)

HEAD COACH CHARLEY WINNER

Sept. 11	Philadelphia	W	16-13	39,065
Sept. 18	Washington	W	23-7	40,198
Sept. 25	At Cleveland	W	34-28	74,814
Oct. 2	At Philadelphia	W	41-10	59,305
Oct. 9	N.Y. Giants	W	24-19	43,893
Oct. 16	Dallas	T	10-10	50,673
Oct. 23	At Washington	L	20-26	50,154
Oct. 31	Chicago	W	24-17	49,516
Nov. 6	At N.Y. Giants	W	20-17	62,967
Nov. 13	At Pittsburgh	L	9-30	28,552
Nov. 27	Pittsburgh	W	6-3	46,099
Dec. 4	At Dallas	L	17-31	76,965
Dec. 11	At Atlanta	L	10-16	57,169
Dec. 17	Cleveland	L	10-38	47,721

Home: 5-1-1 (317,166). Away: 3-4 (409,926). 264-265

USUAL STARTING LINEUP

Offense	Defense
WR Sonny Randle	LE Joe Robb
LT Bob Reynolds	LT Sam Silas
LG Irv Goode	RT Chuck Walker
Rick Sortun	RE Don Brumm
C Bob DeMarco	LLB Larry Stallings
Irv Goode	MLB Dale Meinert
RG Ken Gray	RLB Bill Koman
Rick Sortun	LCB Jim Burson
RT Ernie McMillan	Pat Fischer
TE Jackie Smith	RCB Abe Woodson
FL Bobby Joe Conrad	Jim Burson
QB Charley Johnson	LS Jerry Stovall
Terry Nofsinger	RS Larry Wilson
RB Johnny Roland	P Jackie Smith
FB Willis Crenshaw	
Prentice Gault	
K Jim Bakken	

TEAM STATISTICS

	Cards	Opp.
Total First Downs.....	212.....	209
Rushing.....	88.....	68
Passing.....	108.....	109
Penalty.....	16.....	32
Total Net Yards.....	3,541.....	3,492
Avg. Per Game.....	252.9.....	249.4
Total Plays.....	882.....	872
Avg. Per Play.....	4.0.....	4.0
Net Yards Rushing.....	1,601.....	1,192
Avg. Per Game.....	114.4.....	85.1
Total Rushes.....	458.....	377
Net Yards Passing.....	1,940.....	2,300
Avg. Per Game.....	138.6.....	164.3
Sacked/Yards Lost.....	38/352.....	52/433
Gross Yards.....	2,292.....	2,733
Att./Comp./Pct.....	386/180/46.6.....	443/187/42.2
Had Intercepted.....	19.....	21
Punts/Average.....	81/35.1.....	85/41.3
Penalties/Yards.....	67/586.....	83/761
Fumbles/Lost.....	26/18.....	20/10
Touchdowns.....	28.....	28
Rushing.....	10.....	10
Passing.....	13.....	16
Returns.....	5.....	2

NOTES

Charley Winner named head coach ... team begins play in newly-opened Busch Memorial Stadium, featuring artificial turf and a seating capacity of 51,392 ... record crowd of 50,673 views 10-10 tie with Dallas on Oct. 16, an attendance mark that would stand for four seasons ... Cards begin season 7-1-1, but another injury to quarterback **Charley Johnson**, and subsequent injuries to wide receiver **Sonny Randle**, cornerback **Pat Fischer**, and offensive linemen **Bob DeMarco**, **Ken Gray**, and **Irv Goode** result in 8-5-1 mark ... safety **Larry Wilson** leads NFL with 10 interceptions and ties another mark with thefts in seven consecutive games ... Cardinals score just 52 points in final five games ... Cards are victims of Atlanta's first home victory as a new franchise, a 16-10 Falcon win Dec. 11.

1967 (6-7-1)

HEAD COACH CHARLEY WINNER

Sept. 17	N.Y. Giants	L	20-37	40,801
Sept. 24	At Pittsburgh	W	28-14	45,579
Oct. 1	Detroit	W	38-28	43,821
Oct. 8	At Minnesota	W	34-24	40,017
Oct. 15	At Cleveland	L	16-20	77,813
Oct. 22	Philadelphia	W	48-14	46,562
Oct. 30	Green Bay	L	23-31	49,792
Nov. 5	At Washington	W	27-21	50,480
Nov. 12	Pittsburgh	T	14-14	46,994
Nov. 19	At Chicago	L	3-30	47,417
Nov. 23	At Dallas	L	21-46	68,787
Dec. 3	New Orleans	W	31-20	41,171
Dec. 10	Cleveland	L	16-20	47,782
Dec. 17	At N.Y. Giants	L	14-37	62,955

Home: 3-3-1 (316,923). Away: 3-4 (393,048). 333-336

USUAL STARTING LINEUP

Offense	Defense
WR Billy Gambrell	LE Joe Robb
LT Bob Reynolds	LT Sam Silas
LG Irv Goode	RT Chuck Walker
C Bob DeMarco	RE Don Brumm
RG Ken Gray	Dave Long
RT Ernie McMillan	LLB Larry Stallings
TE Jackie Smith	MLB Dale Meinert
FL Bobby Joe Conrad	RLB Bill Koman
QB Jim Hart	LCB Pat Fischer
RB Johnny Roland	RCB Jim Burson
Prentice Gault	LS Jerry Stovall
K Jim Bakken	RS Larry Wilson
	P Chuck Latourette

TEAM STATISTICS

	Cards	Opp.
Total First Downs.....	248.....	216
Rushing.....	97.....	79
Passing.....	131.....	117
Penalty.....	20.....	20
Total Net Yards.....	4,780.....	4,185
Avg. Per Game.....	341.4.....	298.9
Total Plays.....	927.....	807
Avg. Per Play.....	5.2.....	5.2
Net Yards Rushing.....	1,839.....	1,502
Avg. Per Game.....	131.4.....	107.3
Total Rushes.....	472.....	410
Net Yards Passing.....	2,941.....	2,683
Avg. Per Game.....	210.1.....	191.6
Sacked/Yards Lost.....	24/229.....	37/340
Gross Yards.....	3,170.....	3,023
Att./Comp./Pct.....	431/204/47.3.....	360/169/46.9
Had Intercepted.....	35.....	19
Punts/Average.....	62/40.8.....	81/39.0
Penalties/Yards.....	65/730.....	89/782
Fumbles/Lost.....	23/11.....	19/13
Touchdowns.....	36.....	46
Rushing.....	15.....	13
Passing.....	20.....	26
Returns.....	1.....	7

NOTES

NFL expands to 16 teams ... Cards join Century Division of the Eastern Conference with Cleveland, New York, and Pittsburgh ... wide receiver **Sonny Randle** is traded to San Francisco ... quarterback **Charley Johnson** and linebacker **Larry Stallings** are inducted into the Army two days before the first preseason game ... kicker **Jim Bakken** leads NFL with 117 points (most for a kicker) on 27-of-39 field goals and 36-of-36 extra points ... he also sets NFL single-game record with nine field-goal attempts (made seven) vs. Pittsburgh Sept. 24 ... tight end **Jackie Smith** posts 1,205 receiving yards on 56 receptions for club record and impressive 21.5-yard average per catch ... Cards finish 6-7-1 but witness startling debut of former taxi squad free agent from Southern Illinois, quarterback **Jim Hart** ... **John Omohundro**, then an assistant to trainer **Jack Rockwell**, begins a tenure with the Cards that lasted 41 years.



1968 (9-4-1)

HEAD COACH CHARLEY WINNER

Sept. 16	L.A. Rams	L	13-24	49,757
Sept., 22	At San Francisco	L	17-35	27,557
Sept. 29	At New Orleans	W	21-20	79,021
Oct. 6	Dallas	L	10-27	48,296
Oct. 13	At Cleveland	W	27-21	79,349
Oct. 20	Washington	W	41-14	46,456
Oct. 27	New Orleans	W	31-17	45,476
Nov. 3	At Philadelphia	W	45-17	59,208
Nov. 10	Pittsburgh	T	28-28	45,432
Nov. 17	At Baltimore	L	0-27	60,238
Nov. 24	Atlanta	W	17-12	43,246
Dec. 1	At Pittsburgh	W	20-10	22,682
Dec. 8	At N.Y. Giants	W	28-21	62,709
Dec. 14	Cleveland	W	27-16	39,746

325-289

Home: 4-2-1 (318,409). Away: 5-2 (390,764).

TEAM STATISTICS

	Cards	Opp.
Total First Downs.....	245	238
Rushing	117	90
Passing	107	131
Penalty	21	17
Total Net Yards.....	4183	4419
Avg. Per Game	298.7	315.6
Total Plays	871	866
Avg. Per Play	4.8	5.1
Net Yards Rushing	1996	1558
Avg. Per Game	142.6	111.3
Total Rushes	463	423
Net Yards Passing	2187	2861
Avg. Per Game	156.2	204.4
Sacked/Yards Lost	23/202	44/400
Gross Yards	2,389	3,261
Att./Comp./Pct.	385/169/43.9	
399/210/52.6		
Had Intercepted	20	13
Punts/Average.....	65/41.6	70/38.1
Penalties/Yards	66/708	71/728
Fumbles/Lost	24/11	19/8
Touchdowns	40	35
Rushing	22	10
Passing	16	23
Returns	2	2

SCORE BY PERIOD

	Q1	Q2	Q3	Q4	OT	Pts.
Team	47	74	83	121	0	325
Opponents	82	60	93	54	0	289

SCORING

	TD	R	P	R	PAT	FG	S	Pts.
Bakken	0	0	0	0	40/40	15/24	0	85
Crenshaw	7	6	1	0	0/0	0/0	0	42
Shivers	7	4	3	0	0/0	0/0	0	42
Hart	6	6	0	0	0/0	0/0	0	36
Williams	6	0	6	0	0/0	0/0	0	36
Smith	5	3	2	0	0/0	0/0	0	30
Conrad	4	0	4	0	0/0	0/0	0	24
Roland	2	2	0	0	0/0	0/0	0	12
Brumm	*1	0	0	0	0/0	0/0	0	6
Edwards	1	1	0	0	0/0	0/0	0	6
Latourette	1	0	0	1	0/0	0/0	0	6
Team	40	22	16	1	40/40	15/24	0	325
Opponents	35	10	23	2	34/35	15/24	0	289

*Includes one fumble recovery for touchdown.

PASSING

	Att.	Comp.	Yds.	Comp. %	Yds./Att.	TD	TD%	Int.	Int. %	Long	Sack/Lost	Rating
Hart	316	140	2,059	44.3	6.52	15	4.7	18	5.7	80t	-/129	58.4
Johnson	67	29	330	43.3	4.93	1	1.5	1	1.5	30	-/64	57.4
Roland	1	0	0	0.0	0.0	0	0.0	0	0.0	0	-/0	39.5
Latourette	1	0	0	0.0	0.0	0	0.0	0	0.0	0	-/0	39.5
Team	385	169	2,389	43.9	6.21	16	4.1	19	4.9	80t	23/202	57.8
Opponents	399	210	3,261	52.6	8.17	23	5.7	13	3.2	85t	44/400	85.6

RUSHING

	No.	Yds.	Avg.	Long	TD
Crenshaw	203	813	4.0	66t	6
Roland	121	455	3.8	45	2
Edwards	31	214	6.9	42	1
Shivers	44	184	4.2	42t	4
Smith	12	163	13.6	37	3
Lane	23	74	3.2	11	0
Williams	3	47	15.7	43	0
Hart	19	20	1.1	3	6
Latourette	1	15	15.0	15	0
Wilson	1	12	12.0	12	0
Johnson	5	-1	0	2	0
Team	463	1,996	4.3	66t	22
Opponents	423	1,558	3.7	—	10

RECEIVING

	No.	Yds.	Avg.	Long	TD
Smith	49	789	16.1	65t	2
Williams	43	682	15.9	71t	6
B. Joe Conrad	32	449	14.0	80t	4
Crenshaw	23	232	10.1	42	1
Shivers	9	103	11.4	40t	3
Roland	8	97	12.1	40	0
Daanen	4	35	8.8	15	0
Edwards	1	2	2.0	2	0
Team	169	2,389	14.1	80t	16
Opponents	210	3,261	15.6	—	23

INTERCEPTIONS

	No.	Yds.	Avg.	Long	TD
Wilson	4	14	3.5	8	0
Sanders	3	6	2.0	6	0
Rivers	2	22	11.0	14	0
Atkins	2	0	0.0	0	0
Clark	1	15	15.0	15	0
Keys	1	8	8.0	8	0
Team	13	65	5.0	15	0
Opponents	20	173	8.7	32	0

PUNT RETURNS

	Ret.	FC	Yds.	Avg.	Long	TD
Latourette	28	11	*345	12.3	86t	1
Roland	2	9	11	5.5	8	0
Wilson	0	1	0	0.0	0	0
Team	30	21	356	11.9	86t	1
Opponents	36	—	266	7.4	—	1

*Team record

KICKOFF RETURNS

	No.	Yds.	Avg.	Long	TD
Latourette	**46	**1,237	26.9	75	0
Crenshaw	6	104	17.3	25	0
Shivers	3	63	21.0	23	0
Long	1	0	0.0	0	0
Team	56	1,404	25.1	75	0
Opponents	56	1,303	23.3	94	—

**NFL and team record

PUNTING

	No.	Yds.	Avg.	Lg	Blk.
Latourette	65	2,701	41.6	55	0
Team	65	2,701	41.6	55	0
Opponents	70	2,668	38.1	—	—

FIELD GOALS

	1-19	20-29	30-39	40-49	50+
Bakken	2-2	7-7	3-6	3-8	0-1
Team	2-2	7-7	3-6	3-8	0-1
Opponents	5-5	4-7	3-10	1-8	2-3

USUAL STARTING LINEUP

Offense	Defense
WR..... Dave Williams	LE..... Don Brumm
LT..... Bob Reynolds	LT..... Fred Heron
LG..... Irv Goode	RT..... Bob Rowe
C..... Bob DeMarco	RE..... Chuck Walker
RG..... Ken Gray	LLB.. Larry Stallings
RT..... Ernie McMillan	Ernie Clark
TE..... Jackie Smith	MLB..... Jamie Rivers
FL. Bobby Joe Conrad	Mike Strofolino
QB..... Jim Hart	RLB... Dave Meggsey
RB... Johnny Roland	LCB... Robert Atkins
Willis Crenshaw	RCB. Lonnie Sanders
K..... Jim Bakken	LS..... Mike Barnes
	Jerry Stovall
	RS..... Larry Wilson
	P...Chuck Latourette

NOTES

After a 1-3 start, Cards roll to 8-1-1 mark in the final 10 contests to finish 9-4-1 ... punter/defensive back **Chuck Latourette** sets NFL mark with 46 kickoff returns for 1,237 yards ... Cards' 22 rushing touchdowns most since 1949 ... Cards send nine players to the Pro Bowl, including four of the five starting offensive linemen—center **Bob DeMarco**, guards **Irv Goode** and **Ken Gray**, and tackle **Ernie McMillan** ... the fifth lineman—tackle **Bob Reynolds**—is named in '67 and again in '69 ... tight end **Jackie Smith**, in addition to catching 49 passes for a 16.1-yard average, perfects the end-around play, averaging 13.6 yards on 12 carries (163 yards) with three touchdowns (36, 34, 11 yards).

FINAL NFC CENTURY STANDINGS

Team	W	L	T	Pct.	Pts.	OP
Cleveland	10	4	0	.714	394	273
St. Louis	9	4	1	.692	325	289
New Orleans	4	9	1	.308	246	327
Pittsburgh	2	11	1	.154	244	397



1969 (4-9-1)

HEAD COACH CHARLEY WINNER

Sept. 21 At Dallas	L	3-24	62,134
Sept. 28 Chicago	W	20-17	50,039
Oct. 5 At Pittsburgh	W	27-14	45,011
Oct. 12 At Washington	L	17-33	50,481
Oct. 19 Minnesota	L	10-27	49,430
Oct. 26 At Cleveland	T	21-21	81,186
Nov. 2 New Orleans	L	42-51	46,718
Nov. 9 N.Y. Giants	W	42-17	49,194
Nov. 16 At Detroit	L	0-20	51,749
Nov. 23 Philadelphia	L	30-34	45,512
Nov. 30 Pittsburgh	W	47-10	43,721
Dec. 7 At N.Y. Giants	L	6-49	62,973
Dec. 14 Cleveland	L	21-27	44,924
Dec. 21 At Green Bay	L	28-45	50,861

314-389

Home: 3-4 (329,538). Away: 1-5-1 (404,395).

TEAM STATISTICS

	Cards	Opp.
Total First Downs.....	224	289
Rushing	83	83
Passing	125	185
Penalty	16	21
Total Net Yards.....	4185	5176
Avg. Per Game	298.9	369.7
Total Plays	833	936
Avg. Per Play	5.0	5.5
Net Yards Rushing.....	1446	1644
Avg. Per Game	103.2	117.4
Total Rushes	382	438
Net Yards Passing.....	2739	3532
Avg. Per Game	195.6	252.2
Sacked/Yards Lost	21/201	33/220
Gross Yards	2,940	3,752
Att./Comp./Pct.430/216/50.2465/260/55.9		
Had Intercepted	25	15
Punts/Average.....	73/37.6	67/40.4
Penalties/Yards.....	72/765	71/773
Fumbles/Lost.....	24/10	19/12
Touchdowns.....	40	48
Rushing	17	10
Passing	19	38
Returns	4	0

SCORE BY PERIOD

	Q1	Q2	Q3	Q4	OT	Pts.
Team	83	53	49	129	0	314
Opponents	73	106	118	92	0	389

SCORING

	TD	R	P	R	PAT	FG	S	Pts.
Bakken	0	0	0	0	38/40	12/24	0	74
Gilliam	10	0	9	1	0/0	0/0	0	60
Williams	7	0	7	0	0/0	0/0	0	42
Roland	6	5	1	0	0/0	0/0	0	36
Crenshaw	3	3	0	0	0/0	0/0	0	18
Edwards	3	3	0	0	0/0	0/0	0	18
Shivers	3	2	1	0	0/0	0/0	0	18
Hart	2	2	0	0	0/0	0/0	0	12
Johnson	1	1	0	0	0/0	0/0	0	6
Lane	1	1	0	0	0/0	0/0	0	6
Rowe	1	0	1	0	0/0	0/0	0	6
Smith	1	0	1	0	0/0	0/0	0	6
Stallings	1	0	0	1	0/0	0/0	0	6
Wilson	1	0	0	1	0/0	0/0	0	6
Team	40	17	19	4	38/40	12/24	0	314
Opponents	48	10	38	0	47/48	13/10389		

PASSING

	Att.	Comp.	Yds.	Comp. %	Yds./Att.	TD	TD%	Int.	Int. %	Long	Sack/Lost	Rating
Johnson	260	131	1,847	50.4	7.10	13	5.0	13	5.0	84t	11/101	69.5
Hart	169	84	1,086	49.7	6.43	6	3.5	12	7.1	60t	10/100	52.4
Hill	1	1	7	100.0	7.00	0	0.0	0	0.0	7	0/0	95.8
Team	430	216	2,940	50.2	6.84	19	4.2	25	5.8	84t	21/201	62.2
Opponents	465	260	3,752	55.9	8.07	38	8.2	15	3.2	82t	33/220	96.3

RUSHING

	No.	Yds.	Avg.	Long	TD
Edwards	107	504	4.7	48	3
Roland	138	498	3.6	21	5
Crenshaw	55	172	3.1	26t	3
Shivers	27	115	4.3	15	2
Lane	25	93	3.7	13	1
Johnson	17	51	3.0	15	1
Hart	7	16	2.3	10	2
Williams	1	1	1.0	1	0
Smith	4	0	0	9	0
Gilliam	1	-4	0	0	0
Team	382	1,446	3.8	48	17
Opponents	438	1,644	3.8	54	10

RECEIVING

	No.	Yds.	Avg.	Long	TD
Williams	56	702	12.5	61	7
Gilliam	52	997	19.2	84t	9
Smith	43	561	13.1	34	1
Edwards	23	309	13.4	37	0
Roland	12	136	11.3	23	1
Crenshaw	11	94	8.5	31	0
Lane	9	61	6.8	14	0
Shivers	7	61	8.7	26	1
Daanen	2	12	6.0	7	0
Brown	1	7	7.0	7	0
Team	216	2,940	13.6	84t	19
Opponents	260	3,752	13.1	82t	38

INTERCEPTIONS

	No.	Yds.	Avg.	Long	TD
Atkins	3	74	24.7	42	0
Wehrli	3	44	14.7	44	0
Wright	2	41	20.5	21	0
Rowe	2	19	9.5	18t	1
Wilson	2	15	7.5	15	0
Stovall	1	28	28.0	28	0
Brown	1	21	21.0	21	0
Rosema	1	3	3.0	3	0
Team	15	245	16.3	44	1
Opponents	25	202	8.0	48	0

PUNT RETURNS

	Ret.	FC	Yds.	Avg.	Long	TD
R. Wehrli	13	4	65	5.0	25	0
J. Roland	10	4	53	5.3	8	0
R. Shivers	9	2	44	4.9	9	0
T. Brown	6	1	39	6.5	35	0
Team	38	11	201	5.3	35	0
Opponents	35	18	158	4.5	30	0

KICKOFF RETURNS

	No.	Yds.	Avg.	Long	TD
Lane	20	523	26.2	69	0
Brown	15	320	21.3	28	0
Gilliam	11	339	30.8	100t	1
Shivers	10	205	20.5	35	0
Wehrli	1	18	18.0	18	0
Wilson	4	66	16.5	24	0
Crenshaw	4	34	8.5	18	0
Olerich	2	2	2.0	2	0
Team	67	1,507	22.5	100t	1
Opponents	49	1,007	20.5	86	0

PUNTING

	No.	Yds.	Avg.	Lg	Blk.
Hill	73	2,746	37.6	57	1
Team	73	2,746	37.6	57	1
Opponents	67	2,710	40.4	66	1

FIELD GOALS

	1-19	20-29	30-39	40-49	50+
Bakken	2-2	4-8	3-4	3-7	0-3
Team	2-2	4-8	3-4	3-7	0-3
Opponents	5-	7-	3-	3-	0-

USUAL STARTING LINEUP

Offense	Defense
WR.....Dave Williams	LE.....Rolf Krueger
LT.....Bob Reynolds	RT.....Fred Heron
LG.....Irv Goode	LT.....Bob Rowe
C.....Bob DeMarco	RE.....Chuck Walker
RG.....Ken Gray	LLB..Larry Stallings
RT.....Ernie McMillan	MLB...Jamie Rivers
TE.....Jackie Smith	Chip Healy
WR.....John Gilliam	RLB..Rocky Rosema
QB..Charley Johnson	Dave Meggyssey
Jim Hart	LCB....Roger Wehrli
RB...Johnny Roland	RCB.....Nate Wright
Cid Edwards	Robert Atkins
Willis Crenshaw	LS.....Jerry Stovall
K.....Jim Bakken	RS.....Larry Wilson
	P.....King Hill

NOTES

Injuries decimate the team as 11 players undergo surgery ... Cards limp to 4-9-1 mark as offense manages just 193 points, fewest since 1954 (183) ... defense is particularly hobbled by injuries, allowing team-record 389 points that will stand for 15 seasons ... safety **Larry Wilson** sets team mark with 88-yard fumble return for a touchdown at Green Bay Dec. 21 that stands until 2000 ... Cards and Saints combine for NFL-record 12 touchdown passes in 51-42 New Orleans victory in Busch Stadium Nov. 2 ... the combined 93 points is just 10 shy of the all-time NFL combined single-game scoring mark as quarterbacks **Charley Johnson** (Cardinals) and **Billy Kilmer** (Saints) each toss six touchdown passes to set Cards individual and opponent marks.

FINAL NFC CENTURY STANDINGS

Team	W	L	T	Pct.	Pts.	OP
Cleveland	10	3	1	.769	351	300
N.Y. Giants	6	8	0	.429	264	298
St. Louis	4	9	1	.308	314	389
Pittsburgh	1	13	0	.071	218	404



1970 (8-5-1)

HEAD COACH CHARLEY WINNER

Sept. 18	At L.A. Rams	L	13-34	63,130
Sept. 27	Washington	W	27-17	44,246
Oct. 4	Dallas	W	20-7	50,780
Oct. 11	New Orleans	W	24-17	45,294
Oct. 18	At Philadelphia	W	35-20	59,002
Oct. 25	At N.Y. Giants	L	17-35	62,984
Nov. 1	Houston	W	44-0	47,911
Nov. 8	Boston	W	31-0	46,466
Nov. 16	At Dallas	W	38-0	69,323
Nov. 22	At Kansas City	T	6-6	50,711
Nov. 29	Philadelphia	W	23-14	46,581
Dec. 6	At Detroit	L	3-16	56,362
Dec. 13	N.Y. Giants	L	17-34	50,845
Dec. 20	At Washington	L	27-28	50,415

325-228

Home: 6-1 (332,123). Away: 2-4-1 (411,927).

TEAM STATISTICS

	Cards	Opp.
Total First Downs.....	226	242
Rushing	110	96
Passing	104	116
Penalty	12	30
Total Net Yards.....	4472	3869
Avg. Per Game	319.4	276.3
Total Plays	845	894
Avg. Per Play	5.3	4.3
Net Yards Rushing.....	1998	1762
Avg. Per Game	142.7	125.9
Total Rushes	429	472
Net Yards Passing.....	2474	2107
Avg. Per Game	176.7	150.5
Sacked/Yards Lost	26/216	40/309
Gross Yards	2,690	2,416
Att./Comp./Pct. 390/178/45.6382/183/47.9		
Had Intercepted	19	21
Punts/Average.....	65/40.9	80/40.0
Penalties/Yards.....	84/896	68/659
Fumbles/Lost.....	24/15	20/14
Touchdowns.....	38	27
Rushing	18	10
Passing	16	16
Returns	4	1

SCORE BY PERIOD

	Q1	Q2	Q3	Q4	OT	Pts.
Team	56	91	77	101	0	325
Opponents	58	71	23	76	0	228

SCORING

	TD	R	P	R	PAT	FG	S	Pts.
Bakken	0	0	0	0	37/3820	32/0	97	
Lane	13	11	2	0	0/0	0/0	0	78
Gilliam	6	1	5	0	0/0	0/0	0	36
Roland	5	3	1	1	0/0	0/0	0	30
Smith	4	0	4	0	0/0	0/0	0	24
Williams	3	0	3	0	0/0	0/0	0	18
Edwards	2	1	1	0	0/0	0/0	0	12
Shivers	2	2	0	0	0/0	0/0	0	12
Farr	1	0	0	1	0/0	0/0	0	6
Latourette	1	0	0	1	0/0	0/0	0	6
Parish	1	0	0	1	0/0	0/0	0	6
Team	38	18	16	4	37/3820	32/0	325	
Opponents	27	10	16	1	27/2713	26/0	228	

PASSING

	Att.	Comp.	Yds.	Comp. %	Yds./Att.	TD	TD%	Int.	Int. %	Long	Sack/Lost	Rating
Hart	373	171	2,576	45.8	6.90	14	3.7	18	4.8	79	26/216	61.1
Beathard	17	7	114	41.2	6.71	2	1.2	1	5.9	58t	0/0	43.8
Team	390	178	2,690	45.6	6.89	16	4.1	19	4.9	79	26/216	62.0
Opponents	382	183	2,416	47.9	6.33	16	4.2	21	5.5	59	40/309	59.4

RUSHING

	No.	Yds.	Avg.	Long	TD
Lane	206	977	4.7	75	11
Roland	94	392	4.2	20	3
Edwards	70	350	5.0	22	1
Shivers	24	98	4.1	29t	2
Gilliam	5	68	13.6	48t	1
Smith	5	43	8.6	26	0
Latourette	2	38	19.0	33	0
Hart	18	18	1.0	4	0
Brown	1	8	8.0	8	0
Pittman	2	4	2.0	2	0
Beathard	2	2	1.0	2	0
Team	429	1,998	4.7	75	18
Opponents	472	1,762	3.8	57t	10

RECEIVING

	No.	Yds.	Avg.	Long	TD
Gilliam	45	953	21.1	79	5
Smith	37	687	18.6	59t	4
Lane	32	365	11.4	78t	2
Williams	23	364	15.8	58t	3
Edwards	19	150	7.8	39	1
Roland	17	96	5.6	20	1
Shivers	3	44	14.7	22	0
Daanen	2	31	15.5	22	0
Team	178	2,690	15.1	79	16
Opponents	183	2,416	13.2	59	16

INTERCEPTIONS

	No.	Yds.	Avg.	Long	TD
Wehrli	6	50	8.3	41	0
Wilson	5	72	14.4	22	0
Farr	5	38	7.6	19t	1
Stovall	2	45	22.5	27	0
Parish	1	41	41.0	41t	1
Stallings	1	9	9.0	9	0
Wright	1	0	0.0	0	0
Team	21	255	12.1	41t	2
Opponents	19	276	14.5	59	0

PUNT RETURNS

	Ret.	FC	Yds.	Avg.	Long	TD
Latourette	30	12	171	5.7	16	0
Roland	10	10	140	14.0	74t	1
Wehrli	1	1	4	4.0	4	0
Brown	0	1	0	0.0	0	0
Team	41	24	315	7.7	74t	1
Opponents	26	20	90	3.5	13	0

KICKOFF RETURNS

	No.	Yds.	Avg.	Long	TD
Latourette	13	254	19.5	24	0
Pittman	10	237	23.7	32	0
Wright	8	156	19.5	24	0
Gilliam	5	107	21.4	26	0
White	3	65	21.7	28	0
Roland	3	40	13.3	20	0
Shivers	2	35	17.5	19	0
Brown	2	32	16.0	18	0
Wilson	1	0	0.0	0	0
Team	47	926	19.7	32	0
Opponents	54	1,262	23.4	98t	1

PUNTING

	No.	Yds.	Avg.	Long	Bkl.
Latourette	65	2,659	40.9	59	0
Team	65	2,659	40.9	59	0
Opponents	80	3,199	40.0	55	0

FIELD GOALS

	1-19	20-29	30-39	40-49	50+
Bakken	4-4	3-6	7-7	6-11	0-4
Team	4-4	3-6	7-7	6-11	0-4
Opponents	5-5	3-5	4-8	1-2	0-6

USUAL STARTING LINEUP

Offense	Defense
WR... Dave Williams	LE... Rolf Krueger
LT... Bob Reynolds	LT... Fred Heron
LG... Iny Goode	RT... Bob Rowe
C... Wayne Mulligan	RE... Chuck Walker
RG... Clyde Williams	Joe Schmiesing
RT... Ernie McMillan	LLB... Larry Stallings
TE... Jackie Smith	MLB... Jamie Rivers
WR... John Gilliam	RLB... Don Parish
QB... Jim Hart	LCB... Miller Farr
RB... Cid Edwards	RCB... Roger Wehrli
Johnny Roland	LS... Jerry Stovall
RB... MacArthur Lane	RS... Larry Wilson
K... Jim Bakken	P... Chuck Latourette

NOTES

The merger of the NFL and AFL places the Cards in the Eastern Division of the NFC with Dallas, New York Giants, Philadelphia, and Washington ... after a loss in the season-opener, Cards roll to 8-1-1 mark in the next 10 games but falter with three losses to end the season 8-5-1 ... running back MacArthur Lane earns Pro Bowl honors and leads NFL rushers with 4.7-yard average per carry and 11 touchdowns ... Cards hand Cowboys surprising 38-0 pasting in Dallas before national television audience on "Monday Night Football" Nov. 16 ... cornerback Roger Wehrli begins string of six consecutive Pro Bowl appearances.

FINAL NFC EAST STANDINGS

Team	W	L	T	Pct.	Pts.	OP
Dallas	10	4	0	.714	299	221
N.Y. Giants	9	5	0	.643	301	270
St. Louis	8	5	1	.615	325	228
Washington	6	8	0	.429	297	314
Philadelphia	3	10	1	.231	241	332



1971 (4-9-1)

HEAD COACH BOB HOLLWAY

Sept. 19	Washington	L	17-24	46,805
Sept. 27	N.Y. Jets	W	17-20	50,400
Oct. 3	N.Y. Giants	L	20-21	49,571
Oct. 10	At Atlanta	W	26-9	58,850
Oct. 17	At Washington	L	0-20	53,041
Oct. 24	San Francisco	L	14-26	50,419
Oct. 31	At Buffalo	W	28-23	40,040
Nov. 7	Dallas	L	13-16	50,486
Nov. 15	At San Diego	L	17-20	46,486
Nov. 21	Philadelphia	L	20-37	48,658
Nov. 28	At N.Y. Giants	W	24-7	62,878
Dec. 5	Green Bay	T	16-16	50,443
Dec. 12	At Philadelphia	L	7-19	65,358
Dec. 18	At Dallas	L	12-31	66,672
231-279				

Home: 1-5-1 (346,740). Away: 3-4 (393,325).

TEAM STATISTICS

	Cards	Opp.
Total First Downs.....	212	244
Rushing	86	109
Passing	109	120
Penalty	17	15
Total Net Yards.....	4001	4365
Avg. Per Game	285.5	311.8
Total Plays	821	881
Avg. Per Play	4.9	5.0
Net Yards Rushing.....	1530	1985
Avg. Per Game	109.3	141.8
Total Rushes	417	486
Net Yards Passing.....	2471	2380
Avg. Per Game	176.5	170.0
Sacked/Yards Lost	19/185	20/166
Gross Yards	2,656	2,546
Att./Comp./Pct.	385/170/44.2	375/212/56.5
Had Intercepted	26	17
Punts/Average.....	61/38.8	58/40.4
Penalties/Yards.....	66/643	79/831
Fumbles/Lost.....	35/20	28/16
Touchdowns.....	24	29
Rushing	8	10
Passing	14	12
Returns	2	7

SCORE BY PERIOD

	Q1	Q2	Q3	Q4	OT	Pts.
Team	54	89	37	51	0	231
Opponents	61	73	49	96	0	279

SCORING

	TD	R	P	R	PAT	FG	S Pts.
Bakken	0	0	0	0	24/24	32/0	87
Edwards	4	4	0	0	0/0	0/0	24
Gray	4	0	4	0	0/0	0/0	24
Smith	4	0	4	0	0/0	0/0	24
Gilliam	3	0	3	0	0/0	0/0	18
Lane	3	3	0	0	0/0	0/0	18
McFarland	2	0	2	0	0/0	0/0	12
Hoey	1	0	0	1	0/0	0/0	6
Shivers	1	1	0	0	0/0	0/0	6
Stallings	1	0	0	1	0/0	0/0	6
Williams	1	0	1	0	0/0	0/0	6
Team	24	8	14	2	24/24	32/0	231
Opponents	29	10	12	7	28/29	25/39	1

*Includes safety.

PASSING

	Att.	Comp.	Yds.	Comp. %	Yds./Att.	TD	TD%	Int.	Int. %	Long	Sack/Lost	Rating
Hart	243	110	1,626	45.2	6.69	8	3.2	14	5.7	57t	13/139	54.5
Beathard	141	60	1,030	42.5	7.30	6	4.2	12	8.5	80t	6/46	46.5
Shivers	1	0	0	0.0	0.00	0	0.0	0	0.0	0	0/0	39.5
Team	385	170	2,656	44.1	6.90	14	3.6	26	6.7	80t	19/185	51.6
Opponents	375	212	2,546	56.5	6.79	12	3.2	17	4.5	69t	20/166	69.4

RUSHING

	No.	Yds.	Avg.	Long	TD
Lane	150	592	3.9	40t	3
Edwards	108	316	2.9	14	4
Roland	78	278	3.6	16	0
Shivers	55	202	3.7	10	1
Gray	2	56	28.0	38	0
Beathard	4	29	7.3	15	0
Latourette	3	19	6.3	20	0
Gilliam	2	16	8.0	12	0
Smith	1	10	10.0	10	0
Hart	13	9	0.7	3	0
White	1	3	3.0	3	0
Team	417	1,530	3.7	40t	8
Opponents	486	1,985	4.1	53t	10

RECEIVING

	No.	Yds.	Avg.	Long	TD
Gilliam	42	837	19.9	54	3
Lane	29	298	10.3	34	0
Smith	21	379	18.0	61t	4
Gray	18	534	29.7	80t	4
Roland	15	108	7.2	15	0
Williams	12	182	15.2	37	1
Edwards	12	122	10.2	38	0
Shivers	10	76	7.6	19	0
McFarland	5	54	10.8	21	2
Hyatt	4	58	14.5	30	0
Stegent	1	12	12.0	12	0
Reynolds	1	-4	0	0	0
Team	170	2,656	15.6	80t	14
Opponents	212	2,546	12.0	69t	12

INTERCEPTIONS

	No.	Yds.	Avg.	Long	TD
Wilson	4	46	11.5	23	0
Thompson	4	45	11.3	25	0
Stovall	2	20	10.0	20	0
Farr	2	13	6.5	13	0
Wehrli	2	11	5.5	6	0
Stallings	1	26	26.0	26t	1
McGill	1	19	19.0	19	0
Hackbart	1	11	11.0	11	0
Team	17	191	11.2	26t	1
Opponents	26	358	13.6	44	0

PUNT RETURNS

	Ret.	FC	Yds.	Avg.	Long	TD
Wehrli	9	3	84	9.3	34	0
Willingham	10	9	84	8.4	19	0
Thompson	5	1	27	5.4	11	0
Roland	3	3	10	3.3	8	0
Gilliam	1	0	21	21.0	21	0
Stallings	1	0	8	8.0	8	0
Dickson	1	0	0	0.0	0	0
Team	30	16	234	7.8	34	0
Opponents	24	21	160	6.7	61t	1

KICKOFF RETURNS

	No.	Yds.	Avg.	Long	TD
Gray	30	740	24.7	65	0
Hoey	9	251	27.9	103t	1
Thompson	7	182	26.0	45	0
Willingham	6	125	20.8	56	0
Edwards	2	41	20.5	21	0
Roland	2	24	12.0	17	0
Dierdorf	1	0	0	0	0
Stegent	1	0	0	0	0
Team	58	1,363	23.5	103t	1
Opponents	54	1,318	24.4	93t	1

PUNTING

	No.	Yds.	Avg.	Long	Blk.
Latourette	56	2,157	38.5	55	1
Bakken	5	207	41.4	44	0
Team	61	2,364	38.8	55	1
Opponents	58	2,343	40.4	58	0

FIELD GOALS

	1-19	20-29	30-39	40-49	50+
Bakken	5-5	8-13	5-6	3-7	0-1
Team	5-5	8-13	5-6	3-7	0-1
Opponents	7-7	12-15	1-4	4-9	1-4

USUAL STARTING LINEUP

Offense	Defense
WR ... Dave Williams	LE ... Ron Yankowski
Mel Gray	LT ... Rolf Krueger
LT ... Bob Reynolds	Fred Heron
LG ... Irv Goode	RT ... Bob Rowe
C ... Tom Banks	RE ... Joe Schmiesing
Wayne Mulligan	Charles Walker
RG ... Clyde Williams	LLB ... Larry Stallings
Dan Dierdorf	MLB ... Jamie Rivers
RT ... Ernie McMillan	RLB ... Mike McGill
TE ... Jackie Smith	Rick Ogle
Jim McFarland	LCB ... Miller Farr
WR ... John Gilliam	RCB ... Roger Wehrli
QB ... Jim Hart	Norm Thompson
Pete Beathard	LS ... Jerry Stovall
RB ... McArthur Lane	Larry Wilson
RB ... Johnny Roland	RS ... Larry Wilson
Cid Edwards	Roger Wehrli
K ... Jim Bakken	P.. Chuck Latourette

NOTES

Bob Hollway named head coach ... Cards draft cornerback **Norm Thompson**, offensive lineman **Dan Dierdorf**, and wide receiver **Mel Gray** ... Thompson will start for seven seasons, Dierdorf becomes six-time Pro Bowler and member of Pro Football Hall of Fame, and Gray logs 12 seasons, highlighted by a stretch of receptions in 121 consecutive games from 1973-82 ... Eagles' kicker **Tom Dempsey** sets then Card opponent record with 54-yard field goal Dec. 12 ... Gray completes rookie season with eye-popping averages of 28 yards on two rushing attempts, 29.7 yards on 18 pass receptions with four touchdowns, and 24.7 yards on 30 kickoff returns.

FINAL NFC EAST

STANDINGS

Team	W	L	T	Pct.	Pts.	OP
Dallas	11	3	0	.786	406	222
Washington	9	4	1	.692	276	190
Philadelphia	6	7	1	.462	221	302
St. Louis	4	9	1	.308	231	279
N.Y. Giants	4	10	0	.286	228	362



1972 (4-9-1)

HEAD COACH BOB HOLLWAY

Sept. 17	At Baltimore	W	10-3	53,652
Sept. 24	At Washington	L	10-24	53,039
Oct. 1	Pittsburgh	L	19-25	49,140
Oct. 8	At Minnesota	W	19-17	49,687
Oct. 15	Washington	L	3-33	50,454
Oct. 22	At N.Y. Giants	L	21-27	62,756
Oct. 29	Chicago	L	10-27	50,464
Nov. 5	At Philadelphia	T	6-6	65,720
Nov. 12	At Dallas	L	24-33	65,218
Nov. 19	N.Y. Giants	L	7-13	48,014
Nov. 27	At Miami	L	10-31	80,010
Dec. 3	Dallas	L	6-27	49,878
Dec. 10	L.A. Rams	W	24-14	36,873
Dec. 17	Philadelphia	W	24-23	34,872

193-303
Home: 2-5 (319,695). Away: 2-4-1 (430,082).

TEAM STATISTICS

	Cards	Opp.
Total First Downs.....	181	276
Rushing.....	68	119
Passing.....	102	138
Penalty.....	11	19
Total Net Yards.....	3267	4739
Avg. Per Game.....	233.4	338.5
Total Plays.....	754	935
Avg. Per Play.....	4.5	5.1
Net Yards Rushing.....	1229	2189
Avg. Per Game.....	87.8	156.4
Total Rushes.....	361	548
Net Yards Passing.....	2038	2550
Avg. Per Game.....	145.6	182.1
Sacked/Yards Lost.....	30/221	22/183
Gross Yards.....	2,259	2,733
Att./Comp./Pct.363/171/47.1365/221/60.6		
Had Intercepted.....	23	11
Punts/Average.....	73/39.3	48/39.4
Penalties/Yards.....	64/582	68/645
Fumbles/Lost.....	43/16	31/16
Touchdowns.....	22	31
Rushing.....	9	11
Passing.....	11	15
Returns.....	2	5

SCORE BY PERIOD

	Q1	Q2	Q3	Q4	OT	Pts.
Team	20	79	56	38	0	193
Opponents	36	92	75	100	0	303

SCORING

	TD	R	P	R	PAT	FG	S	Pts.
Bakken	0	0	0	0	19/2214	22/0	61	
Anderson	6	4	2	0	0/0	0/0	0	36
Roland	4	2	2	0	0/0	0/0	0	24
Moore	3	0	3	0	0/0	0/0	0	18
Burns	2	2	0	0	0/0	0/0	0	12
Gillette	2	0	2	0	0/0	0/0	0	12
Smith	2	0	2	0	0/0	0/0	0	12
Thompson	2	0	2	0	0/0	0/0	0	12
Hayden	1	1	0	0	0/0	0/0	0	6
Team	22	9	11	2	19/2214	22/0193		
Opponents	55	31	11	15	31/3128	47/1303		

PASSING

	Att.	Comp.	Yds.	Comp. %	Yds./Att.	TD	TD%	Int.	Int. %	Long	Sack/Lost	Rating
Cuzzo	158	69	897	43.7	5.67	5	3.1	11	6.9	68t	13/89	43.6
Hart	119	60	857	50.4	7.20	5	4.2	5	4.2	98	7/56	70.5
Galder	79	40	434	50.6	5.49	1	1.2	7	8.8	71	10/76	34.4
Anderson	3	2	71	66.7	23.66	0	0.0	0	0.0	38	0/0	109.7
Wilson	2	0	0	0.0	0.0	0	0.0	0	0.0	0	0/0	39.6
Smith	2	0	0	0.0	0.0	0	0.0	0	0.0	0	0/0	39.6
Team	363	171	2,259	47.1	6.22	11	3.0	23	6.3	98	30/221	51.0
Opponents	365	221	2,733	60.6	7.48	15	4.1	11	3.0	73t	22/18	84.9

RUSHING

	No.	Yds.	Avg.	Long	TD
Anderson	153	536	3.5	19	4
Roland	105	414	3.9	18	2
Burns	26	69	2.7	16	2
Moore	9	44	4.9	15	0
Baynham	17	43	2.5	11	0
Smith	5	31	6.2	17	0
Galder	9	28	3.1	16	0
Hart	9	17	2.9	8	0
Woodeshick	5	14	2.8	6	0
Shivers	5	12	2.4	9	0
Hayden	8	11	1.4	5	1
Cuzzo	4	7	1.8	9	0
Butler	6	3	0.5	5	0
Team	361	1,229	3.4	19	9
Opponents	548	2,189	3.8	28	11

RECEIVING

	No.	Yds.	Avg.	Long	TD
Roland	38	321	8.4	27	2
Gillette	33	550	16.7	65t	2
Moore	29	500	17.2	98	3
Anderson	28	298	10.4	56	2
Smith	26	407	15.7	71	2
Burns	6	24	4.0	12	0
Gray	3	62	20.7	33	0
Hyatt	2	32	16.0	25	0
Shivers	1	20	20.0	20	0
Hayden	1	17	17.0	17	0
Baynham	1	10	10.0	10	0
Butler	1	8	8.0	8	0
Wicks	1	8	8.0	8	0
Woodeshick	1	2	2.0	2	0
Team	171	2,259	13.2	98	11
Opponents	221	2,733	12.4	73t	15

INTERCEPTIONS

	No.	Yds.	Avg.	Long	TD
Wilson	3	35	13.7	24	0
Farr	3	21	7.0	21	0
McGill	2	28	14.0	26	0
Hackbart	1	22	22.0	22	0
Staggs	1	7	7.0	7	0
Thompson	1	5	5.0	5	0
Team	11	118	10.7	26	0
Opponents	23	289	12.6	41	3

PUNT RETURNS

	Ret.	FC	Yds.	Avg.	Long	TD
Willingham	9	6	41	4.6	13	0
Wehrli	5	6	24	4.8	22	0
Gray	2	3	-4	-2.0	0	0
Team	16	15	61	3.8	22	0
Opponents	37	22	144	3.9	18	0

KICKOFF RETURNS

	No.	Yds.	Avg.	Long	TD
Moore	20	437	21.9	37	0
Gray	17	378	22.2	29	0
Willingham	9	194	21.6	28	0
Butler	4	85	21.2	27	0
Hyatt	1	41	41.0	41	0
Wehrli	1	10	10.0	10	0
Burns	1	7	7.0	7	0
Team	53	1,152	21.7	41	0
Opponents	40	1,037	25.9	91t	1

PUNTING

	No.	Yds.	Avg.	Long	Blk.
Anderson	72	2,847	39.5	61	0
Bakken	1	26	26.0	26	0
Team	73	2,873	39.3	61	0
Opponents	48	1,892	39.4	62	2

FIELD GOALS

	1-19	20-29	30-39	40-49	50+
Bakken	4-5	2-4	2-4	6-9	0-0
Team	4-5	2-4	2-4	6-9	0-0
Opponents	7-8	5-7	9-13	6-12	1-6

USUAL STARTING LINEUP

Offense	Defense
WR..... Bobby Moore	LE..... Don Brumm
LT..... Dan Dierdorf	LT..... John Richardson
LG..... Conrad Dobler	RE..... Fred Heron
C..... Tom Banks	RT..... Bob Rowe
Wayne Mulligan	RE..... Ron Yankowski
RG..... Bob Young	Martin Imhof
RT..... Wayne Mulligan	LLB... Larry Stallings
TE..... Jackie Smith	MLB... Mark Arneson
WR... Walker Gillette	RLB..... Terry Miller
QB..... Gary Cuzzo	Jeff Staggs
Tim Van Galder	LCB Norm Thompson
Jim Hart	RCB..... Miller Farr
RB... Donny Anderson	Eric Washington
Johnny Roland	LS..... Roger Wehrli
FB..... Tom Burns	RS..... Larry Wilson
K..... Jim Bakken	P.... Donny Anderson

NOTES

William V. Bidwill gains full ownership of the franchise ... assistant coach **Chuck Drulis** collapses of a heart attack on the team charter airplane returning from a preseason game at Houston ... he is pronounced dead following an emergency landing in Little Rock, Ark. ... safety **Larry Wilson** doubles as player and assistant coach, then two weeks before the end of the season he announces his retirement after 13 seasons ... quarterback **Jim Hart** connects with **Ahmad Rashad** (nee Bobby Moore) for a 98-yard pass play vs. L.A. Rams Dec. 10, the longest non-scoring pass play in NFL history.

FINAL NFC EAST

STANDINGS

Team	W	L	T	Pct.	Pts.	OP
Washington	11	3	0	.786	336	218
Dallas*	10	4	0	.714	319	240
N.Y. Giants	8	6	0	.571	331	247
St. Louis	4	9	1	.321	193	303
Philadelphia	2	11	1	.179	145	352

*Wild card playoff qualifier



1973 (4-9-1)

HEAD COACH DON CORYELL

Sept. 16	At Philadelphia	W	34-23	61,103
Sept. 23	Washington	W	34-27	50,316
Sept. 30	At Dallas	L	10-45	64,729
Oct. 7	Oakland	L	10-17	49,051
Oct. 14	Philadelphia	L	24-27	44,400
Oct. 21	At Washington	L	13-31	54,381
Oct. 28	N.Y. Giants	W	35-27	47,589
Nov. 4	Denver	T	17-17	46,565
Nov. 11	At Green Bay	L	21-25	52,922
Nov. 18	At N.Y. Giants	L	13-24	65,795
Nov. 25	At Cincinnati	L	24-42	50,918
Dec. 2	Detroit	L	16-20	44,982
Dec. 9	At Atlanta	W	32-10	48,030
Dec. 16	Dallas	L	3-30	43,946

286-365

Home: 2-4-1 (326,849). Away: 2-5 (397,878).

TEAM STATISTICS

	Cards	Opp.
Total First Downs.....	238	307
Rushing	96	135
Passing	111	157
Penalty	31	15
Total Net Yards.....	4054	5149
Avg. Per Game	289.6	367.8
Total Plays	837	950
Avg. Per Play	4.8	5.4
Net Yards Rushing	1671	2120
Avg. Per Game	170.2	216.4
Total Rushes	416	504
Net Yards Passing	2383	3029
Avg. Per Game	170.2	216.4
Sacked/Yards Lost	27/209	29/197
Gross Yards	2,592	3,226
Att./Comp./Pct./394/210/53.3417/252/60.4		
Had Intercepted	15	10
Punts/Average.....	66/37.5	54/41.4
Penalties/Yards	61/594	97/920
Fumbles/Lost	37/14	31/17
Touchdowns	31	42
Rushing	13	16
Passing	16	23
Returns	2	3

SCORE BY PERIOD

	Q1	Q2	Q3	Q4	OT	Pts.
Team	65	53	66	102	0	286
Opponents	60	100	58	147	0	365

SCORING

	TD	R	P	R	PAT	FG	S	Pts.
Bakken	0	0	0	0	31/3123	32	0	100
Anderson	13	10	3	0	0/0	0/0	0	78
Gray	7	0	7	0	0/0	0/0	0	42
Rashad	3	0	3	0	0/0	0/0	0	18
Shy	2	0	1	0	0/0	0/0	0	12
Metcalf	2	2	0	0	0/0	0/0	0	12
Smith	1	0	1	0	0/0	0/0	0	6
Gillette	1	0	1	0	0/0	0/0	0	6
McFarland	1	0	0	1	0/0	0/0	0	6
Otis	1	1	0	0	0/0	0/0	0	6
Team	31	13	16	2	31/3123	32	0	286
Opponents	39	16	23	3	41/4223	34	0	365

PASSING

	Att.	Comp.	Yds.	Comp. %	Yds./Att.	TD	TD%	Int.	Int. %	Long	Sack/Lost	Rating
Hart	320	178	2,223	55.6	6.95	15	4.7	10	3.1	69t	22/168	80.1
Keithley	73	32	369	43.8	5.05	1	1.4	5	6.8	80t	5/41	36.0
Hammond	1	0	0	0.0	0	0	0.0	0	0.0	0	0/0	39.6
Team	394	210	2,592	53.3	6.58	16	4.1	15	3.8	80t	27/209	71.8
Opponents	417	252	3,226	60.4	7.74	23	5.5	10	2.4	54	29/197	93.0

RUSHING

	No.	Yds.	Avg.	Long	TD
Anderson	167	679	4.1	54	10
Metcalf	148	628	4.2	50	2
Otis	55	235	4.3	19	1
Shy	16	66	4.1	7	0
Moss	14	41	2.9	13	0
Hammond	4	11	2.7	7	0
Keithley	8	29	3.6	18	0
Hart	3	-3	-1.0	0	0
Smith	1	-14	-14.0	0	0
Team	416	1,671	4.0	54	13
Opponents	504	2,120	4.2	24	16

RECEIVING

	No.	Yds.	Avg.	Long	TD
Smith	41	600	14.6	42	1
Anderson	41	409	10.0	44	3
Metcalf	37	316	8.5	35	0
Rashad	30	409	13.6	65t	3
Gray	29	513	17.7	80t	7
Gillette	20	244	12.2	48t	1
Hammond	4	39	9.8	23	0
Shy	3	15	5.0	6	1
Otis	2	19	9.5	14	0
McFarland	2	10	5.0	7	0
Maynard	1	18	18.0	18	0
Team	210	2,592	12.3	80t	16
Opponents	252	3,226	12.8	54	23

INTERCEPTIONS

	No.	Yds.	Avg.	Long	TD
Tolbert	2	34	17.0	26	0
Duren	2	13	6.5	13	0
Arneson	1	13	13.0	13	0
Rivers	1	11	11.0	11	0
Barnes	1	0	0.0	0	0
Detwiler	1	0	0.0	0	0
Stallings	1	0	0.0	0	0
Wehrli	1	0	0.0	0	0
Team	10	71	7.1	26	0
Opponents	15	267	17.8	68t	2

PUNT RETURNS

	Ret.	FC	Yds.	Avg.	Long	TD
Wehrli	9	7	92	10.2	33	0
Hammond	11	2	80	7.3	51	0
Thompson	6	2	18	3.0	6	0
Belton	1	2	2	2.0	2	0
Team	27	13	192	7.1	51	0
Opponents	23	21	186	8.1	46	0

KICKOFF RETURNS

	No.	Yds.	Avg.	Long	TD
Shy	16	445	27.8	97t	1
Hammond	12	314	26.2	46	0
Metcalf	4	124	36.3	48	0
Hayden	5	98	19.6	28	0
Belton	3	83	27.7	31	0
Moss	4	78	19.5	21	0
Gray	4	73	18.3	21	0
McFarland	3	57	19.0	19	0
Detwiler	3	55	18.3	20	0
Butz	1	23	23.0	23	0
Owens	1	19	19.0	19	0
Wehrli	2	0	0.0	0	0
Team	58	1,369	23.6	97t	1
Opponents	57	1,350	23.7	97t	1

PUNTING

	No.	Yds.	Avg.	Long	Blk.
Keithley	66	2,478	37.5	55	1
Team	66	2,478	37.5	55	1
Opponents	54	2,236	41.4	62	1

FIELD GOALS

	1-19	20-29	30-39	40-49	50+
Bakken	4-4	6-7	10-12	3-8	0-1
Team	4-4	6-7	10-12	3-8	0-1
Opponents	10-10	6-8	6-7	1-6	1-3

USUAL STARTING LINEUP

Offense	Defense
WR...Ahmad Rashad	LE.....Dave Butz
LT..... Dan Dierdorf	LT...John Richardson
LG.....Tom Banks	Leo Brooks
C....Wayne Mulligan	RT.....Bob Rowe
RG....Conrad Dobler	RE... Ron Yankowski
RT..... Dan Dierdorf	LLB... Larry Stallings
Ernie McMillan	MLB.... Mark Arneson
Roger Finnie	RCB.... Pete Barnes
TE.....Jackie Smith	LCB...Dwayne Crump
WR.....Mel Gray	Norm Thompson
Walker Gillette	RCB.... Roger Wehrli
QB.....Jim Hart	SS.....Jim Tolbert
FB.....Jim Otis	FS.... Clarence Duren
RB...Donny Anderson	Chuck Detwiler
K.....Jim Bakken	P..... Gary Keithley

NOTES

Former San Diego State University Head Coach **Don Coryell**, with his fiery disposition and innovative offensive schemes, is named head coach ... he hires **Joe Gibbs** as running backs coach and **Jim Hanifan** as offensive line coach ... running back **Terry Metcalf** is drafted in third round ... **Jim Hart** is named starting quarterback ... despite 4-9-1 record, Card offense improves dramatically, boasting point output from 193 in 1972 to 286, and gains nearly 800 more total yards ... Cards complete only two of 10 passes at Atlanta Dec. 9 for single-game franchise low of nine yards as **Jim Bakken** kicks six field goals in 32-10 win.

FINAL NFC EAST STANDINGS

Team	W	L	T	Pct.	Pts.	OP
Dallas	10	4	0	.714	382	203
Washington*	10	4	0	.714	325	198
Philadelphia	5	8	1	.393	310	393
St. Louis	4	9	1	.321	286	365
N.Y. Giants	2	11	1	.179	226	362

*Wild card playoff qualifier



1974 (10-4)

HEAD COACH DON CORYELL

Sept. 15	Philadelphia	W	7-3	40,322
Sept. 22	At Washington	W	17-10	53,381
Sept. 29	Cleveland	W	29-7	43,472
Oct. 6	At San Francisco	W	34-9	48,675
Oct. 13	Dallas	W	31-28	49,885
Oct. 20	At Houston	W	31-27	26,371
Oct. 27	Washington	W	23-20	49,410
Nov. 3	At Dallas	L	14-17	64,146
Nov. 11	Minnesota	L	24-28	50,184
Nov. 17	At Philadelphia	W	13-3	61,982
Nov. 24	At N.Y. Giants	W	23-21	49,915
Dec. 1	Kansas City	L	13-17	41,863
Dec. 8	At New Orleans	L	0-14	57,152
Dec. 15	N.Y. Giants	W	26-14	47,414

285-218

Home: 5-2 (322,549) Away: 5-2 (361,622).

NFC Divisional Playoff

Dec. 21 At Minnesota L 14-30 44,626

TEAM STATISTICS

	Cards	Opp.
Total First Downs.....	247	249
Rushing	120	108
Passing	117	122
Penalty	10	19
Total Net Yards.....	4314	4251
Avg. Per Game	308.1	303.6
Total Plays	873	909
Avg. Per Play	4.9	4.7
Net Yards Rushing.....	1956	1888
Avg. Per Game	139.7	134.9
Total Rushes	466	461
Net Yards Passing.....	2358	2363
Avg. Per Game	168.4	168.8
Sacked/Yards Lost	16/134	35/218
Gross Yards	2,492	2,581
Att./Comp./Pct.	391/201/51.4	413/230/55.7
Had Intercepted	8	16
Punts/Average.....	81/38.7	85/39.2
Penalties/Yards.....	77/645	80/654
Fumbles/Lost.....	27/9	24/9
Touchdowns.....	36	27
Rushing	12	15
Passing	20	11
Returns	4	1

SCORE BY PERIOD

	Q1	Q2	Q3	Q4	OT	Pts.
Team	56	80	100	49	0	285
Opponents	50	58	34	76	0	218

SCORING

	TD	R	P	R	PAT	FG	S	Pts.
Bakken	0	0	0	0	30/3613	2/20	69	
Metcalf	8	6	1	1	0/0	0/0	0	48
Anderson	6	3	3	0	0/0	0/0	0	36
Gray	6	0	6	0	0/0	0/0	0	36
Thomas	5	0	5	0	0/0	0/0	0	30
Smith	3	0	3	0	0/0	0/0	0	18
Hart	2	2	0	0	0/0	0/0	0	12
Cain	1	0	1	0	0/0	0/0	0	6
Otis	1	1	0	0	0/0	0/0	0	6
Thompson	1	0	1	0	0/0	0/0	0	6
Wehrli	1	0	1	0	0/0	0/0	0	6
Willard	1	0	1	0	0/0	0/0	0	6
Yankowski	1	0	1	0	0/0	0/0	0	6
Team	36	12	20	4	30/3613	2/20	285	
Opponents	26	15	11	1	26/2710	14/0	218	

PASSING

	Att.	Comp.	Yds.	Comp. %	Yds./Att.	TD	TD%	Int.	Int. %	Long	Sack/Lost	Rating
Hart	388	200	2,411	51.5	6.21	20	5.2	8	2.1	80t	16/134	79.5
Hammond	1	1	81	100.0	81.00	0	0.0	0	0.0	81	0/0	118.8
Metcalf	2	0	0	0	0.00	0	0.0	0	0.0	0	0/0	39.6
Team	391	201	2,492	51.4	6.37	20	5.2	8	2.1	81	16/134	80.1
Opponents	413	230	2,581	55.7	6.25	11	2.7	16	3.9	65	35/218	67.3

RUSHING

	No.	Yds.	Avg.	Long	TD
Metcalf	152	718	4.7	75t	6
Otis	158	664	4.2	23	1
Anderson	90	316	3.5	16	3
Willard	40	175	4.4	12	0
Belton	12	49	4.1	10	0
Hart	10	21	2.1	16	2
Moss	4	13	3.3	5	0
Team	466	1,956	4.2	75t	12
Opponents	461	1,888	4.1	66t	15

RECEIVING

	No.	Yds.	Avg.	Long	TD
Metcalf	50	377	7.5	22t	1
Gray	39	770	19.7	80t	6
Thomas	34	513	15.1	52t	5
Smith	25	413	16.5	81	3
Otis	19	109	5.7	13	0
Anderson	15	116	7.7	25	3
Cain	13	152	11.7	40t	1
Willard	4	28	7.0	17	1
Hammond	2	14	7.0	9	0
Team	201	2,492	12.4	81	20
Opponents	230	2,581	11.2	65	11

INTERCEPTIONS

	No.	Yds.	Avg.	Long	TD
Thompson	6	190	31.7	56t	1
Wehrli	2	54	27.0	53t	1
Duren	2	29	14.5	20	0
Tolbert	2	22	11.0	22	0
Stallings	2	13	6.5	13	0
Reaves	1	54	54.0	54	0
Crump	1	10	10.0	10	0
Team	16	372	23.3	56t	2
Opponents	8	75	9.4	18	0

PUNT RETURNS

	Ret.	FC	Yds.	Avg.	Long	TD
Metcalf	26	3	340	13.1	43	0
Hammond	17	1	125	7.4	21	0
Wehrli	4	1	39	9.8	32	0
Belton	4	0	8	2.0	6	0
Tolbert	1	0	0	0.0	0	0
Duren	0	3	0	0.0	0	0
Stringer	0	1	0	0.0	0	0
Team	52	9	512	9.8	43	0
Opponents	56	3	518	9.3	98t	1

KICKOFF RETURNS

	No.	Yds.	Avg.	Long	TD
Metcalf	20	623	31.2	94t	1
Hammond	11	268	24.4	34	0
Moss	8	133	16.6	21	0
Belton	5	111	22.2	30	0
LeVeck	2	32	16.0	20	0
Reaves	1	22	22.0	22	0
Finnie	1	8	8.0	8	0
Cain	1	5	5.0	5	0
Crum	1	1	1.0	1	0
Team	50	1,203	24.1	94t	1
Opponents	54	1,203	22.3	67	0

PUNTING

	No.	Yds.	Avg.	Long	Blk.
Roberts	81	3,131	38.7	57	0
Team	81	3,131	38.7	57	0
Opponents	85	3,329	39.2	69	0

FIELD GOALS

	1-19	20-29	30-39	40-49	50+
Bakken	0-0	2-3	5-9	6-10	0-0
Team	0-0	2-3	5-9	6-10	0-0
Opponents	0-0	6-6	1-2	3-5	0-1

USUAL STARTING LINEUP

Offense	Defense
LE ... Sonny Randle	LE Council Rudolph
WR ... Earl Thomas	LT ... Leo Brooks
LT ... Ernie McMillan	RT ... Bob Rowe
LG ... Bob Young	RE ... Ron Yankowski
Roger Finnie	LLB ... Larry Stallings
C ... Tom Brahoney	MLB ... Mark Anerson
RG ... Conrad Dobler	RLB ... Pete Barnes
TE ... Dan Dierdorf	LCB Norm Thompson
RT ... Jackie Smith	Jim Tolbert
WR ... Mel Gray	RCB ... Roger Wehrli
QB ... Jim Hart	SS ... Ken Reaves
FB ... Jim Otis	FS ... Clarence Duren
RB ... Terry Metcalf	P ... Hal Roberts
K ... Jim Bakken	

NOTES

Cards win first seven games en route to 10-4 record ... six wins achieved by seven points or less ... capture NFC Eastern Division title on final day of the season with 26-14 win over N.Y. Giants at Busch Stadium Dec. 15 ... Cards lose 30-14 playoff contest at Minnesota Dec. 21, the team's first postseason appearance since 1948 ... quarterback **Jim Hart** is named NFC player-of-the-year, running back **Terry Metcalf** is runner-up to Hart in the poll, and **Don Coryell** is named consensus NFL coach-of-the-year ... offensive line allows NFL-low 16 quarterback sacks ... Hart tosses 20 touchdowns with just eight interceptions in 388 attempts ... Metcalf sets Card record with 2,058 combined yards, including a 4.7-yard rushing average with six touchdowns, 50 pass receptions, and kick-return figures of 31.2 yards on 20 kickoffs and 13.1 yards on 26 punts.

FINAL NFC EAST

STANDINGS

Team	W	L	T	Pct.	Pts.	OP
St. Louis	10	4	0	.714	285	218
Washington*	10	4	0	.714	320	196
Dallas	8	6	0	.571	297	235
Philadelphia	7	7	0	.500	242	217
N.Y. Giants	2	12	0	.143	195	299

*Wild card playoff qualifier



1975 (11-3) HEAD COACH DON CORYELL

Sept. 21	Atlanta	W	23-20	42,172
Sept. 28	At Dallas	L	31-37 (OT)	52,417
Oct. 5	N.Y. Giants	W	26-14	44,919
Oct. 13	At Washington	L	17-27	54,693
Oct. 19	Philadelphia	W	31-20	45,242
Oct. 25	At N.Y. Giants	W	20-13	49,598
Nov. 2	New England	W	24-17	45,907
Nov. 9	At Philadelphia	W	24-23	60,277
Nov. 16	Washington	W	20-17 (OT)	49,919
Nov. 23	At N.Y. Jets	W	37-6	53,169
Nov. 27	Buffalo	L	14-32	41,899
Dec. 7	Dallas	W	31-17	49,701
Dec. 14	At Chicago	W	34-20	35,052
Dec. 21	At Detroit	W	24-13	64,656
356-276				

Home: 6-1 (319,759). Away: 5-2 (369,862).

NFC Divisional Playoff

Dec. 27	At L.A. Rams	L	23-35	72,650
---------	--------------	---	-------	--------

TEAM STATISTICS

	Cards	Opp.
Total First Downs.....	276	284
Rushing	131	131
Passing	128	142
Penalty	17	24
Total Net Yards.....	4955	4595
Avg. Per Game	353.9	328.2
Total Plays	918	957
Avg. Per Play	5.4	4.8
Net Yards Rushing.....	2402	1925
Avg. Per Game	171.6	137.5
Total Rushes	555	487
Net Yards Passing.....	2553	2670
Avg. Per Game	182.4	190.7
Sacked/Yards Lost	8/66	24/192
Gross Yards	2,619	2,862
Att./Comp./Pct.	355/187/52.7446/233/52.2	
Had Intercepted	20	22
Punts/Average.....	64/37.7	67/40.1
Penalties/Yards.....	83/730	82/679
Fumbles/Lost.....	33/19	26/15
Touchdowns.....	43	34
Rushing	19	16
Passing	20	16
Returns	4	2

SCORE BY PERIOD

	Q1	Q2	Q3	Q4	OT	Pts.
Team	96	83	82	92	3	356
Opponents	38	61	79	92	6	276

SCORING

	TD	R	P	R	PAT	FG	S	Pts.
Bakken	0	0	0	0	40/42.19	24	0	97
Metcalf	13	9	2	2	0/0	0	0	78
M. Gray	11	0	11	0	0/0	0	0	66
Otis	6	5	1	0	0/0	0	0	36
Jones	3	2	1	0	0/0	0	0	18
Smith	2	0	2	0	0/0	0	0	12
Thomas	2	0	2	0	0/0	0	0	12
Cain	1	0	1	0	0/0	0	0	6
Crump	1	0	0	1	0/0	0	0	6
Hart	1	1	0	0	0/0	0	0	6
Latin	1	1	0	0	0/0	0	0	6
Moss	1	1	0	0	0/0	0	0	6
Thompson	1	0	0	1	0/0	0	0	6
Wehrli	0	0	0	0	1/1	0	0	1
Team	43	19	20	4	41/43.19	24	0	356
Opponents	34	16	16	2	27/33.15	26	0	276

PASSING

	Att.	Comp.	Yds.	Comp. %	Yds./Att.	TD	TD%	Int.	Int. %	Long	Sack/Lost	Rating
Hart	345	182	2,507	52.8	7.27	19	5.5	19	5.5	80t	6/43	71.8
Shaw	8	4	61	50.0	7.63	0	0.0	1	12.5	21	1/14	36.0
Metcalf	2	1	51	50.0	25.50	1	5.0	0	0.0	51t	0/0	135.4
Bakken	0	0	0	0.0	0.00	0	0.0	0	0.0	0	1/9	0.0
Team	355	187	2,619	52.7	7.38	20	5.6	20	5.6	80t	8/66	72.1
Opponents	446	233	2,862	52.2	6.42	16	3.6	22	4.9	48	24/192	63.9

SACKS

Rudolph 2.0, Rowe 2.0, Brooks 1.0, Duren 1.0, Reeves 1.0, Crump 1.0
Team 22.0, Opponents 17.0

RUSHING

	No.	Yds.	Avg.	Long	TD
Otis	269	1,076	4.0	30	5
Metcalf	165	816	4.9	52t	9
Jones	54	275	5.1	23	2
Latin	35	165	4.7	57t	1
Ashton	10	44	4.4	9	0
Hammond	3	13	4.3	6	0
Moss	4	12	3.0	5t	1
Hart	11	7	0.6	6	1
M. Gray	1	6	6.0	6	0
Shaw	3	-12	-4.0	-2	0
Team	555	2,402	4.3	57t	19
Opponents	487	1,925	4.0	32t	16

RECEIVING

	No.	Yds.	Avg.	Long	TD
M. Gray	48	926	19.3	74t	11
Metcalf	43	378	8.8	30t	2
Thomas	21	375	17.9	80t	2
Jones	19	194	10.2	21	1
Harris	15	266	17.7	36	0
Smith	13	246	18.9	45	2
Cain	12	134	11.2	18	1
Otis	12	69	5.8	12	1
Latin	2	25	12.5	16	0
Hammond	2	6	3.0	10	0
Team	187	2,619	14.0	80t	20
Opponents	233	2,862	12.3	48	16

INTERCEPTIONS

	No.	Yds.	Avg.	Long	TD
Thompson	7	141	20.1	61t	1
Wehrli	6	31	5.2	31	0
Reaves	3	7	2.3	9	0
Barnes	2	26	13.0	23	0
Duren	1	23	23.0	23	0
Rudolph	1	18	18.0	18	0
Arneson	1	6	6.0	6	0
Stallings	1	-3	-3.0	-3	0
Team	22	249	11.3	61t	1
Opponents	20	216	10.8	38	0

PUNT RETURNS

	Ret.	FC	Yds.	Avg.	Long	TD
Metcalf	23	3	285	12.4	93t	1
Hammond	9	2	70	7.8	30	0
M. Gray	7	1	53	7.6	27	0
Wehrli	1	0	2	2.0	2	0
Team	40	6	410	10.3	93t	1
Opponents	34	7	329	9.7	43	0

KICKOFF RETURNS

	No.	Yds.	Avg.	Long	TD
Metcalf	35	960	27.4	93t	1
Hammond	13	254	19.5	29	0
Smith	1	25	25.0	25	0
Moss	1	21	21.0	21	0
T. Gray	1	20	20.0	20	0
Hartle	1	20	20.0	20	0
Jones	1	18	18.0	18	0
Wehrli	1	10	10.0	10	0
Reaves	1	9	9.0	9	0
Team	55	1,337	24.3	93t	1
Opponents	71	1,609	22.7	97t	1

PUNTING

	No.	Yds.	Avg.	Long	Blk.
West	64	2,412	37.7	58	1
Team	64	2,412	37.7	58	1
Opponents	67	2,688	40.1	59	0

FIELD GOALS

	1-19	20-29	30-39	40-49	50+
Bakken	0-0	10-11	5-7	4-6	0-0
Team	0-0	10-11	5-7	4-6	0-0
Opponents	0-0	4-4	5-9	6-9	0-4

USUAL STARTING LINEUP

Offense	Defense
WR.....Ike Harris	LE.....Charlie Davis
LT.....Roger Finnie	RT.....Bob Rowe
LG.....Bob Young	RE.....Ron Yankowski
C.....Tom Banks	LLB...Larry Stallings
RG.....Conrad Dobler	MLB...Mark Arneson
RT.....Dan Dierdorf	RLB...Pete Barnes
TE.....Jackie Smith	J.V. Cain
QB.....J.V. Cain	LCB...Norm Thompson
WR.....Mel Gray	RCB...Roger Wehrli
QB.....Jim Hart	SS.....Ken Reeves
FB.....Jim Otis	FS.....Clarence Duren
RB.....Terry Metcalf	P.....Jeff West
K.....Jim Bakken	

NOTES

Led by Pro Bowl offensive linemen **Dan Dierdorf**, **Conrad Dobler**, and **Tom Banks**, Cards win a second consecutive NFC Eastern Division title with an 11-3 mark, a franchise best since an 11-1 record by the 1948 team ... fullback **Jim Otis** leads the NFL in rushing with 1,076 yards, running back/kick returner **Terry Metcalf**—a consensus NFL most valuable player—sets league record with 2,462 combined yards, and quarterback **Jim Hart** performs behind an offensive line that ties an NFL record by allowing just eight quarterback sacks ... wide receiver **Mel Gray** catches controversial touchdown pass from Hart with 25 seconds left in regulation, known as the "Phantom Catch," to send game into overtime as Cards win 20-17 over Washington ... Cards travel to Los Angeles to face Rams in playoff contest and lose 35-23 after trailing 28-9 at halftime ... seven offensive players go to the Pro Bowl (Dierdorf, Dobler, Banks, Hart, Metcalf, Gray, and Otis).

FINAL NFC EAST STANDINGS

Team	W	L	T	Pct.	Pts.	OP
St. Louis	11	3	0	.786	356	276
Dallas*	10	4	0	.714	350	268
Washington	8	6	0	.571	325	276
N.Y. Giants	5	9	0	.357	216	306
Philadelphia	4	10	0	.286	225	302

*Wild card playoff qualifier



1976 (10-4)

HEAD COACH DON CORYELL

Sept. 12	At Seattle	W	30-24	58,441
Sept. 19	Green Bay	W	29-0	48,842
Sept. 26	At San Diego	L	24-43	40,212
Oct. 3	N.Y. Giants	W	27-21	48,039
Oct. 10	Philadelphia	W	33-14	44,933
Oct. 17	Dallas	W	21-17	50,317
Oct. 25	At Washington	L	10-20	48,325
Oct. 31	San Francisco	W	23-20	OT 50,365
Nov. 7	At Philadelphia	W	17-14	60,760
Nov. 14	At L.A.	W	30-28	64,698
Nov. 21	Washington	L	10-16	49,833
Nov. 25	At Dallas	L	14-19	62,498
Dec. 4	Baltimore	W	24-17	48,282
Dec. 12	At N.Y. Giants	W	17-14	60,553

309-267

Home: 6-1 (340,611). Away: 4-3 (395,487).

TEAM STATISTICS

	Cards	Opp.
Total First Downs.....	307	239
Rushing.....	140	111
Passing.....	142	105
Penalty.....	25	23
Total Net Yards.....	5136	4089
Avg. Per Game.....	366.9	292.1
Total Plays.....	989	864
Avg. Per Play.....	5.2	4.7
Net Yards Rushing.....	2301	1979
Avg. Per Game.....	164.4	141.4
Total Rushes.....	580	491
Net Yards Passing.....	2835	2110
Avg. Per Game.....	202.5	150.7
Sacked/Yards Lost.....	17/132	31/248
Gross Yards.....	2,967	2,358
Att./Comp./Pct.392/220/56.1342/176/51.5		
Had Intercepted.....	13	19
Punts/Average.....	66/35.3	71/38.8
Net Punting Average.....	27.1	31.3
Penalties/Yards.....	84/683	83/698
Fumbles/Lost.....	44/24	32/20
Touchdowns.....	36	34
Rushing.....	17	19
Passing.....	18	13
Returns.....	1	2

SCORE BY PERIOD

	Q1	Q2	Q3	Q4	OT	Pts.
Team	60	80	75	91	3	309
Opponents	67	70	38	92	0	267

SCORING

	TD	R	P	R	PAT	FG	S	Pts.
Bakken	0	0	0	0	33/35/20	27	93	
Jones	9	8	1	0	0/0	0	0	54
Metcalf	7	3	4	0	0/0	0	0	42
Gray	5	0	5	0	0/0	0	0	30
Cain	5	0	5	0	0/0	0	0	30
Morris	4	3	1	0	0/0	0	0	24
Otis	2	2	0	0	0/0	0	0	12
Latin	1	1	0	0	0/0	0	0	6
Harris	1	0	1	0	0/0	0	0	6
Tilley	1	0	1	0	0/0	0	0	6
Sensibaugh	1	0	0	1	0/0	0	0	6
Team	36	17	18	1	33/35/20	27	309	
Opponents	34	19	13	2	31/34/10	20	267	

PASSING

	Att.	Comp.	Yds.	Comp. %	Yds./Att.	TD	TD%	Int.	Int. %	Long	Sack/Lost	Rating
Hart	388	218	2,946	56.2	7.59	18	4.6	13	3.4	77t	17/132	81.7
Donckers	1	1	16	100.0	16.00	0	0.0	0	0.0	16	0/0	119.0
Wyche	1	1	5	100.0	5.00	0	0.0	0	0.0	5	0/0	87.5
Metcalf	1	0	0	00.0	0.00	0	0.0	0	0.0	0	0/0	39.6
Wehrli	1	0	0	00.0	0.00	0	0.0	0	0.0	0	0/0	39.6
Team	392	220	2,967	56.1	7.57	18	4.6	13	3.3	77t	17/132	82.0
Opponents	342	176	2,358	51.5	6.89	13	3.8	19	5.6	72t	31/248	63.1

SACKS

Zook 7.0, Bell 7.0, Dawson 2.0, Arneson 2.0, Kearney 1.0, Yankowski 1.0, White 1.0, Upshaw 1.0.

Team 22.0, Opponents 17.0

RUSHING

	No.	Yds.	Avg.	Long	TD
Otis	233	891	3.8	23	2
Metcalf	134	537	4.0	36	3
Jones	113	451	4.0	19	8
Morris	64	292	4.6	27	3
Latin	25	115	4.6	26	0
Wehrli	2	8	4.0	8	0
Hart	8	7	0.9	10	0
Joyce	1	0	0.0	0	0
Team	580	2,301	4.0	36	17
Opponents	491	1,979	4.0	26	19

RECEIVING

	No.	Yds.	Avg.	Long	TD
Harris	52	782	15.0	40	1
Gray	36	686	19.1	77t	5
Metcalf	33	388	11.8	48t	4
Jones	29	152	5.2	15	1
Tilley	26	407	13.7	45	1
Cain	26	400	15.4	34	5
Morris	8	75	9.4	19	1
Latin	4	35	8.8	15	0
Smith	3	22	7.3	16	0
Otis	2	15	7.5	8	0
Hammond	1	5	5.0	5	0
Team	220	2,967	13.5	77t	18
Opponents	176	2,358	13.4	72t	13

INTERCEPTIONS

	No.	Yds.	Avg.	Long	TD
Thompson	4	83	20.8	38	0
Sensibaugh	4	60	15.0	35t	1
Wehrli	4	31	7.8	26	0
Reaves	2	41	20.5	25	0
White	2	20	10.0	16	0
Duren	1	8	8.0	8	0
Arneson	1	0	0.0	0	0
Kearney	1	0	0.0	0	0
Team	19	243	12.8	38	1
Opponents	13	134	10.3	25	0

PUNT RETURNS

	Ret.	FC	Yds.	Avg.	Long	TD
Metcalf	17	1	188	11.1	39	0
Tilley	15	0	146	9.7	17	0
Hammond	3	0	16	5.3	8	0
Neils	1	0	0	0.0	0	0
Team	36	1	350	9.7	39	0
Opponents	33	3	304	9.2	71t	1

KICKOFF RETURNS

	No.	Yds.	Avg.	Long	TD
Latin	16	357	22.3	39	0
Metcalf	16	325	20.3	33	0
Morris	9	181	20.1	34	0
Smith	3	63	21.0	35	0
Crump	3	57	19.0	30	0
Hammond	2	36	18.0	21	0
Nelson	1	43	43.0	43	0
McGraw	1	13	13.0	13	0
Okoniewski	1	12	12.0	12	0
Oates	1	12	12.0	12	0
Severson	1	3	3.0	3	0
Team	54	1,102	20.4	43	0
Opponents	66	1,623	24.6	90t	1

PUNTING

	No.	Yds.	Avg.	TB	In20	Lg	Blk.
Joyce	64	2,331	36.4	12	12	54	0
Team	66	2,331	35.3	12	12	54	0
Opponents	71	2,754	38.8	9	25	60	0

FIELD GOALS

	1-19	20-29	30-39	40-49	50+
Bakken	0-0	10-11	6-8	4-8	0-0
Team	0-0	10-11	6-8	4-8	0-0
Opponents	0-0	3-6	4-7	3-7	0-0

USUAL STARTING LINEUP

Offense	Defense
WR.....Ike Harris	LE.....John Zook
LT.....Roger Finnie	LT.....Charlie Davis
LG.....Bob Young	RT.....Mike Dawson
C.....Tom Banks	RE.....Bob Bell
RG.....Conrad Dobler	Ron Yankowski
RT.....Dan Dierdorf	LLB.....Larry Stallings
TE.....J.V. Cain	MLB.....Tim Kearney
WR.....Mel Gray	RLB.....Mark Arneson
QB.....Jim Hart	LCB.....Norm Thompson
RB.....Terry Metcalf	RCB.....Roger Wehrli
FB.....Jim Otis	SS.....Ken Reaves
K.....Jim Bakken	FS.....Mike Sensibaugh
	P.....Terry Joyce

NOTES

Despite 10-4 record (6-1 at home), Cards lose tie-breaker with Washington and fail to qualify for playoffs ... Cards defeat N.Y. Giants to stay alive in playoff race, needing the division-leading Cowboys to defeat Washington at Dallas later that day ... but the win 27-14 and Cards became first team in seven-year history of the NFC to go 10-4 and not gain a post-season berth ... eight Card victories by seven points or less earn "Cardiac Cards" moniker ... Cardinals and Chargers play preseason game in Tokyo, Japan, the first NFL game played outside North America ... Cards set NFL record with eight lost fumbles at Washington Oct. 25.

FINAL NFC EAST

STANDINGS

Team	W	L	T	Pct.	Pts.	OP
Dallas	11	3	0	.786	296	194
Washington*	10	4	0	.714	291	217
St. Louis	10	4	0	.714	309	267
Philadelphia	4	10	0	.286	165	286
N.Y. Giants	3	11	0	.214	170	250

*Wild card playoff qualifier



1977 (7-7)

HEAD COACH DON CORYELL

Sept. 18	At Denver	L	0-7	75,002
Sept. 25	Chicago	W	16-13	49,878
Oct. 2	At Wash.	L	14-24	55,031
Oct. 9	Dallas	L	24-30	50,129
Oct. 16	At Phila.	W	21-17	64,535
Oct. 23	New Orleans	W	49-31	48,417
Oct. 31	N.Y. Giants	W	28-0	50,323
Nov. 6	At Minnesota	W	27-7	47,066
Nov. 14	At Dallas	W	24-17	63,038
Nov. 20	Philadelphia	W	21-16	48,768
Nov. 24	Miami	L	14-55	50,269
Dec. 4	At N.Y. Giants	L	7-27	71,826
Dec. 10	Washington	L	20-26	36,067
Dec. 18	At Tampa Bay	L	7-17	56,922
272-287				

Home: 4-3 (333,851). Away: 3-4 (433,420).

TEAM STATISTICS

	Cards	Opp.
Total First Downs	247	258
Rushing	114	122
Passing	117	120
Penalty	16	16
Total Net Yards	4532	4504
Avg. Per Game	323.7	321.7
Total Plays	887	915
Avg. Per Play	5.1	4.9
Net Yards Rushing	2042	2237
Avg. Per Game	145.9	159.7
Total Rushes	507	514
Net Yards Passing	2490	2267
Avg. Per Game	177.9	161.9
Sacked/Yards Lost	15/109	25/209
Gross Yards	2,608	2,476
Att./Comp./Pct.366/195/53.3375/198/52.8		
Had Intercepted	21	19
Punts/Average	71/36.7	72.39.5
Penalties/Yards	98/835	83/812
Fumbles/Lost	30/16	19/12
Touchdowns	36	34
Rushing	19	11
Passing	14	22
Returns	3	1

SCORE BY PERIOD

	Q1	Q2	Q3	Q4	OT	Pts.
Team	44	89	55	84	0	272
Opponents	54	81	73	79	0	287

SCORING

	TD	R	P	R	PAT	FG	S	Pts.
Morris	9	8	1	0	0/0	0/0	0	54
Metcalf	6	4	2	0	0/0	0/0	0	36
Gray	5	0	5	0	0/0	0/0	0	30
Harris	3	0	3	0	0/0	0/0	0	18
Jones	3	3	0	0	0/0	0/0	0	18
Cain	2	0	2	0	0/0	0/0	0	12
Latin	2	2	0	0	0/0	0/0	0	12
Otis	2	2	0	0	0/0	0/0	0	12
Davis	1	0	0	1	0/0	0/0	0	6
Dobler	1	0	0	1	0/0	0/0	0	6
Sensibaugh	1	0	0	1	0/0	0/0	0	6
Smith	1	0	1	0	0/0	0/0	0	6
Bakken	0	0	0	0	35/36	7/16	0	56
Team	36	19	14	3	35/36	7/16	0	272
Opponents	33	11	22	1	32/34	17/20	0	287

PASSING

	Att.	Comp.	Yds.	Comp. %	Yds./Att.	TD	TD%	Int.	Int. %	Long	Sack/Lost	Rating
Hart	355	186	2,542	.524	7.16	13	3.7	20	5.6	69	13/89	64.5
Donckers	5	5	38	1.000	7.60	0	0.0	0	0.0	16	1/11	98.3
Metcalf	5	3	27	.600	5.40	1	2.0	1	2.0	11	1/9	74.6
Joyce	1	1	1	1.000	1.00	0	0.0	0	0.0	1	0/0	79.2
Team	366	195	2,608	.533	7.13	14	3.8	21	5.8	69	15/109	64.6
Opponents	375	198	2,476	.528	6.60	22	5.9	19	5.1	64	25/209	72.6

SACKS

Dawson, 8.5, Davis, 6.0, Zook 4.5, Yankowski 4.0, Severson 2.0, Arneson 2.0, Bell 1.0, Bradley 1.0, Matheson 1.0.
Team 30.0, Opponents 15.0

RUSHING

	No.	Yds.	Avg.	Long	TD
Metcalf	149	739	5.0	62	4
Morris	165	661	4.0	35	8
Otis	99	334	3.4	25	2
Latin	56	208	3.7	17	2
Jones	24	77	3.2	18	3
Hart	11	18	1.6	13	0
Wehrli	1	19	19.0	19	0
Gray	1	-1	-1.0	-1	0
Joyce	1	-13	-13.0	-13	0
Team	507	2,042	4.0	62	19
Opponents	514	2,237	4.4	62	11

RECEIVING

	No.	Yds.	Avg.	Long	TD
Harris	40	547	13.7	38	3
Gray	38	782	20.6	69	5
Metcalf	34	403	11.9	68	2
Cain	25	328	13.1	38	2
Morris	23	222	9.7	34	1
Jones	12	66	5.5	16	0
Latin	9	89	9.9	20	0
Tilley	6	64	10.7	31	0
Smith	5	49	9.8	13	1
Otis	2	18	9.0	9	0
Stone	1	40	40.0	40	0
Team	195	2,608	13.4	69	14
Opponents	198	2,476	12.5	64	22

INTERCEPTIONS

	No.	Yds.	Avg.	Long	TD
Wehrli	5	44	8.8	41	0
Nelson	4	37	9.3	26	0
Sensibaugh	3	110	36.7	79	1
Reaves	2	17	8.5	10	0
Arneson	2	23	11.5	15	0
Allen	1	22	22.0	22	0
Severson	1	0	0.0	0	0
Kellum	1	14	14.0	14	0
Team	19	267	14.1	79	1
Opponents	21	183	8.7	54	1

PUNT RETURNS

	Ret.	FC	Yds.	Avg.	Long	TD
Metcalf	14	0	108	7.7	23	0
Tilley	13	4	111	8.5	21	0
Bradley	11	0	77	7.0	14	0
Nelson	1	0	4	4.0	4	0
Severson	1	0	0	0.0	0	0
Team	40	4	300	7.5	23	0
Opponents	33	11	157	4.8	24	0

KICKOFF RETURNS

	No.	Yds.	Avg.	Long	TD
Metcalf	32	772	24.1	51	0
Jones	8	132	16.5	25	0
Nelson	3	68	22.7	36	0
Latin	3	79	26.3	33	0
Morris	2	39	19.5	22	0
Smith	2	25	12.5	15	0
Others	9	156	17.3	28	0
Team	59	1,271	21.5	51	0
Opponents	55	1,104	20.1	35	0

PUNTING

	No.	Yds.	Avg.	TD	In20	Lg	Blk.
Joyce	22	851	38.7	2	5	58	0
Carrell	49	1,757	35.9	4	11	53	0
Team	71	2,608	36.7	6	16	58	0
Opponents	72	2,843	39.5	4	14	63	0

FIELD GOALS

	1-19	20-29	30-39	40-49	50+
Bakken	0-0	2-2	3-5	2-8	0-1
Team	0-0	2-2	3-5	2-8	0-1
Opponents	0-0	9-11	3-5	5-9	0-1

USUAL STARTING LINEUP

Offense	Defense
WR.....Ike Harris	LE.....John Zook
LT.....Roger Finn	LT.....Charlie Davis
LG.....Bob Young	RT.....Mike Dawson
C.....Tom Banks	RE.....Bob Bell
RG.....Conrad Dobler	Ron Yankowski
RT.....Dan Dierdorf	LLB.....Larry Stallings
TE.....J.V. Cain	LT.....Tim Kearney
WR.....Mel Gray	RLB.....Mark Arneson
QB.....Jim Hart	LCB.....Norm Thompson
RB.....Terry Metcalf	RCB.....Roger Wehrli
FB.....Jim Otis	Ken Reaves
K.....Jim Bakken	FS.....Mike Sensibaugh
	P.....Terry Joyce

NOTES

Though saddled with a 1-3 start, Head Coach **Don Coryell** rallies his troops to six consecutive victories and a 7-3 record entering the final stretch of the season ... four losses, however, drop the Cards to 7-7 and Coryell abandons the Midwest to join the San Diego Chargers ... QB **Jim Hart** sets club mark with 12 consecutive pass completions vs. Chicago Sept. 25 ... FB **Wayne Morris** rushes for 182 yards on 27 carries on Nov. 6 at Minnesota, the fourth-highest single-game effort in team history ... Cards deal 8-0 Dallas its first defeat of the season, a 24-17 decision in Texas Stadium before a "Monday Night Football" audience Nov. 14 ... Miami quarterback Bob Griese ties Card opponent mark with six touchdown passes in 55-14 Dolphin win Nov. 24.

FINAL NFC EAST STANDINGS

Team	W	L	T	Pct.	Pts.	OP
Dallas#	12	2	0	.857	345	212
Washington	9	5	0	.643	196	189
St. Louis	7	7	0	.500	272	287
Philadelphia	5	9	0	.357	220	207
N.Y. Giants	5	9	0	.357	181	265

#Top NFC playoff seed



1978 (6-10) HEAD COACH BUD WILKINSON

Sept. 3	At Chicago	L	10-17	52,791
Sept. 10	New England	L	6-16	48,233
Sept. 17	Washington	L	10-28	49,282
Sept. 24	At Dallas	L	12-21	62,760
Oct. 1	At Miami	L	10-24	43,882
Oct. 8	Baltimore	L	17-30	47,479
Oct. 15	Dallas	L	21-24 (OT)	48,991
Oct. 22	At N.Y. Jets	L	10-23	49,244
Oct. 29	At Phila.	W	16-10	62,989
Nov. 5	N.Y. Giants	W	20-10	48,820
Nov. 12	At S. F.	W	16-10	33,155
Nov. 19	At Wash.	W	27-17	52,460
Nov. 26	Philadelphia	L	10-14	39,693
Dec. 3	Detroit	W	21-14	39,200
Dec. 10	At N.Y. Giants	L	0-17	52,226
Dec. 17	Atlanta	W	42-21	40,022

Home: 3-5 (361,720). Away: 3-5 (409,507).

TEAM STATISTICS

	Cards	Opp.
Total First Downs.....	281	285
Rushing	103	131
Passing	158	131
Penalty	20	23
Total Net Yards.....	5125	4742
Avg. Per Game	320.3	296.4
Total Plays	1,103	1,054
Avg. Per Play	4.6	4.5
Net Yards Rushing.....	1954	2395
Avg. Per Game	122.1	149.7
Total Rushes	554	588
Net Yards Passing.....	3171	2347
Avg. Per Game	198.2	146.7
Sacked/Yards Lost	22/186	37/290
Gross Yards	3,357	2,641
Att./Comp./Pct. 508/252/49.7428/212/49.5		
Had Intercepted	21	26
Punts/Average.....	101/37.8	93/39.3
Penalties/Yards.....	105/890	96/809
Fumbles/Lost.....	28/14	33/16
Touchdowns.....	31	37
Rushing	14	15
Passing	16	19
Returns	1	3

SCORE BY PERIOD

	Q1	Q2	Q3	Q4	OT	Pts.
Team	54	110	39	45	0	248
Opponents	53	96	68	76	3	296

SCORING

	TD	R	P	R	PAT	FG	S	Pts.
Bakken	0	0	0	0	27	3111/220	60	
Otis	8	8	0	0	0/0	0/0	0	48
Chandler	4	0	4	0	0/0	0/0	0	24
Stief	4	0	4	0	0/0	0/0	0	24
Tilley	3	0	3	0	0/0	0/0	0	18
Gray	2	1	1	0	0/0	0/0	0	12
Morris	2	1	1	0	0/0	0/0	0	12
Jones	2	2	0	0	0/0	0/0	0	12
Hart	2	2	0	0	0/0	0/0	0	12
Thaxton	1	0	1	0	0/0	0/0	1	8
Ramson	1	0	1	0	0/0	0/0	0	6
Childs	1	0	1	0	0/0	0/0	0	6
Harrell	1	0	0	1	0/0	0/0	0	6
Team	31	14	16	1	27	3111/221248		
Opponents	34	15	19	3	35	3713/180296		

PASSING

	Att.	Comp.	Yds.	Comp. %	Yds./Att.	TD	TD%	Int.	Int. %	Long	Sack/Lost	Rating
Hart	477	240	3,121	50.3	6.56	16	3.4	18	3.8	74	20/166	66.9
Pisarkiewicz	29	10	164	34.5	5.66	0	0.0	3	10.4	40	2/20	14.8
Stief	1	1	43	100.0	43.00	0	0.0	0	0.0	0	0/0	118.8
Wood	1	1	29	100.0	29.00	0	0.0	0	0.0	0	0/0	118.8
Team	508	252	3,357	49.6	6.62	16	3.2	21	4.1	74	22/186	64.7
Opponents	428	212	2,641	49.5	6.17	19	4.4	26	6.1	56	36/290	58.3

SACKS

Dawson 9.0, Pollard 6.0, Zook 5.0, Arneson 4.5, Neils 4.0, Yankowski 1.5, Kearney 1.0, Williams 1.0, Gill 1.0, Townsend 1.0, Simons 1.0, Bell, B 1.0, Allerman 0.5.

Team 36.0, Opponents 22.0

RUSHING

	No.	Yds.	Avg.	Long	TD
Otis	197	664	3.4	17	8
Morris	174	631	3.6	27	1
Jones	105	392	3.7	17	2
Harrell	35	134	3.8	15	0
Gray	5	51	10.2	27	1
Tilley	1	32	32.0	32	0
Bell	7	23	3.3	9	0
Hart	11	11	1.0	9t	2
Latin	6	8	1.3	6	0
Ransom	2	8	4.0	5	0
Shelby	2	5	2.5	4	0
Farmer	1	4	4.0	4	0
Little	1	0	0.0	0	0
Wehrli	1	0	0.0	0	0
Pisarkiewicz	5	-1	-2.0	2	0
Stief	1	-8	-8.0	-8	0
Team	554	1,954	3.5	32	14
Opponents	588	2,395	4.1	73	14

RECEIVING

	No.	Yds.	Avg.	Long	TD
Tilley	62	900	14.5	43	3
Gray	44	871	19.9	74	1
Morris	33	298	9.0	33	1
Jones	27	217	8.0	18	0
Stief	24	477	19.6	55t	4
Ramson	23	238	10.4	25	1
Chandler	16	190	11.9	47	4
Otis	8	38	4.8	12	0
Childs	4	50	12.5	23	1
Thaxton	3	31	10.3	16	1
Bell	3	28	9.3	17	0
Harrell	3	5	1.7	2	0
Shelby	1	11	11.0	11	0
Latin	1	3	3.0	3	0
Team	252	3,357	13.3	74	16
Opponents	212	2,641	12.5	56	17

INTERCEPTIONS

	No.	Yds.	Avg.	Long	TD
Stone	9	139	15.4	33	0
Allen	6	54	9.0	21	0
Wehrli	4	3	.8	3	0
Smith	3	6	2.0	6	0
Williams	1	24	24.0	24	0
Neils	1	18	18.0	18	0
Kearney	1	8	8.0	8	0
Nelson	1	-3	-3.0	-3	0
Team	26	249	9.6	33	0
Opponents	21	303	14.4	79t	1

PUNT RETURNS

	Ret.	FC	Yds.	Avg.	Long	TD
Harrell	21	6	196	9.3	70t	1
Bell	14	3	101	7.2	23	0
Shelby	10	0	88	8.8	16	0
Tilley	2	0	8	4.0	4	0
Southard	2	0	-2	-2.0	-2	0
Woosley	1	0	4	4.0	4	0
Smith	1	0	0	0.0	0	0
Team	51	9	395	7.7	70t	1
Opponents	59	11	575	9.7	37	0

KICKOFF RETURNS

	No.	Yds.	Avg.	Long	TD
Harrell	19	389	20.5	32	0
Shelby	9	211	23.4	31	0
Bell	8	177	22.1	27	0

KICKOFF RETURNS (CONT.)

	No.	Yds.	Avg.	Long	TD
Childs	4	77	19.3	25	0
Morris	3	66	22.0	27	0
Nelson	8	58	19.3	22	0
Latin	2	48	24.0	26	0
Southard	2	47	23.5	26	0
Woosley	1	25	25.0	25	0
Kearney	1	22	22.0	22	0
Townsend	1	13	13.0	13	0
Westbrooks	1	12	12.0	12	0
Stone	1	3	3.0	3	0
Team	55	1,148	20.9	32	0
Opponents	50	1,011	20.2	100t	2

PUNTING

	No.	Yds.	Avg.	TB In20	Lg Blk.
Wood	51	1,919	37.6	3	12
Little	46	1,749	38.0	5	6
Bakken	4	147	36.8	0	1
Team	101	3,815	37.8	8	19
Opponents	93	3,656	39.3	9	18

FIELD GOALS

	1-19	20-29	30-39	40-49	50+
Bakken	0-0	4-5	4-8	3-9	0-0
Team	0-0	4-5	4-8	3-9	0-0
Opponents	0-0	4-4	5-7	3-5	1-2

USUAL STARTING LINEUP

Offense	Defense
WR..... Pat Tilley	LE..... Bob Pollard
LT..... Keith Wortman	NT..... Mike Dawson
LG..... Bob Young	RE..... John Zook
C..... Tom Banks	LOLB..... Steve Neils
RG..... Terry Stief	LILB..... Tim Kearney
Keith Wortman	RILB..... Kurt Allerman
RT..... Dan Dierdorf	Eric Williams
TE..... Al Chandler	ROLB..... Mark Arneson
Eason Ramson	LCB..... Carl Allen
WR..... Mel Gray	RCB..... Roger Wehrli
QB..... Jim Hart	SS..... Ken Greene
RB..... Wayne Morris	FS..... Ken Stone
FB..... Jim Otis	P..... Mike Wood
K..... Jim Bakken	Steve Little

NOTES

After an absence from football spent in political and business ventures, former Oklahoma Sooners mentor **Bud Wilkinson** is named Cards' head coach ... his combination P/K **Steve Little** of Arkansas is selected by St. Louis in first round (15th overall) of NFL Draft ... Cards lose first eight contests, then finish 6-2 in second half of season ... **Larry Wilson** inducted into the Pro Football Hall of Fame in Canton, Ohio ... **K Jim Bakken** retires after 17 seasons and franchise-record 234 consecutive games played from 1962-78.

FINAL NFC EAST

STANDINGS

Team	W	L	T	Pct.	Pts.	OP
Dallas	12	4	0	.750	384	208
Philadelphia*	9	7	0	.563	270	250
Washington	8	8	0	.500	273	283
St. Louis	6	10	0	.375	248	296
N.Y. Giants	6	10	0	.375	264	298

*Wild-card postseason qualifier



1979 (5-11)

HEAD COACH BUD WILKINSON (13 GAMES)

HEAD COACH LARRY WILSON (3 GAMES)

Sept. 2	Dallas	L	21-22	50,855
Sept. 9	At N.Y. Giants	W	27-14	71,370
Sept. 16	Pittsburgh	L	21-24	50,416
Sept. 23	Washington	L	7-17	50,680
Sept. 30	At L.A. Rams	L	0-21	48,160
Oct. 7	At Houston	W	24-17	53,043
Oct. 14	Philadelphia	L	20-24	48,367
Oct. 21	At Dallas	L	13-22	64,300
Oct. 28	Cleveland	L	20-38	47,845
Nov. 4	Minnesota	W	37-7	47,213
Nov. 11	At Washington	L	28-30	50,868
Nov. 18	At Philadelphia	L	13-16	70,235
Nov. 25	At Cincinnati	L	28-34	25,103
Dec. 2	San Francisco	W	13-10	41,593
Dec. 9	N.Y. Giants	W	29-20	39,802
Dec. 16	At Chicago	L	6-42	42,810

307-358

Home: 3-5 (376,771). Away: 2-6 (425,889).

TEAM STATISTICS

	Cards	Opp.
Total First Downs.....	305	302
Rushing	145	125
Passing	136	149
Penalty	24	28
Total Net Yards.....	5184	5074
Avg. Per Game	324.0	317.1
Total Plays	1,095	1,073
Avg. Per Play	4.7	4.7
Net Yards Rushing.....	2582	2204
Avg. Per Game	161.4	137.8
Total Rushes	566	567
Net Yards Passing.....	2602	2870
Avg. Per Game	162.6	179.4
Sacked/Yards Lost	32/268	28/194
Gross Yards	2,870	3,064
Att./Comp./Pct.	492/249/50.6478/258/53.9	
Had Intercepted	24	18
Punts/Average.....	80/38.2	90/39.2
Net Punting Average.....	32.0	33.3
Penalties/Yards.....	104/941	94/758
Fumbles/Lost.....	42/21	40/19
Touchdowns.....	40	43
Rushing	24	18
Passing	12	22
Returns	4	3

SCORE BY PERIOD

	Q1	Q2	Q3	Q4	OT	Pts.
Team	43	74	98	92	0	307
Opponents	83	106	44	125	0	358

SCORING

	TD	R	P	R	PAT	FG	S	Pts.
Anderson	10	8	2	0	0/0	0/0	0	60
Morris	9	8	1	0	0/0	0/0	0	54
Little	0	0	0	0	24/32	10/19	0	53
Brown	7	7	0	0	0/0	0/0	0	42
Tilley	6	0	6	0	0/0	0/0	0	36
Wood	0	0	0	0	6/7	2/7	0	13
Chandler	2	0	2	0	0/0	0/0	0	12
Gray	1	0	1	0	0/0	0/0	0	6
Green	1	0	0	1	0/0	0/0	0	6
Arneson	1	0	0	1	0/0	0/0	0	6
Neils	1	0	0	1	0/0	0/0	0	6
Phillips	1	1	0	0	0/0	0/0	0	6
Wehrli	1	0	0	1	0/0	0/0	0	6
Parris	0	0	0	0	1/1	0/0	0	1
Team	40	24	12	4	31/40	12/26	0/0	307
Opponents	43	18	22	3	41/43	19/31	0/0	358

PASSING

	Att.	Comp.	Yds.	Comp. %	Yds./Att.	TD	TD%	Int.	Int. %	Long	Sack/Lost	Rating
Hart	379	195	2,218	51.4	5.89	9	2.4	20	5.2	48	25/183	55.8
Pisarkiewicz	109	52	621	47.7	5.69	3	2.7	4	3.6	78t	14/85	59.5
Little	3	2	31	66.7	10.30	0	0.0	0	0.0	16	0/0	100.7
Anderson	1	0	0	0.0	0.00	0	0.0	0	0.0	0	0/0	39.6
Harrell	1	0	0	0.0	0.00	0	0.0	0	0.0	0	0/0	39.6
Team	493	249	2,870	50.6	5.86	12	2.4	24	4.8	78t	39/268	56.7
Opponents	478	258	3,067	53.9	6.42	22	4.6	18	3.7	46	28/194	73.7

SACKS

Pollard 9.0, Arneson 4.0, Yankowski 4.0, Neils 3.0, Greene 2.0, Williams 2.0, Dawson 2.0, Kearney 1.0, Favron 1.0, Zook 1.0, Nelson 1.0.
Team 30.0, Opponents 39.0

RUSHING

	No.	Yds.	Avg.	Long	TD
Anderson	331	1,605	4.8	76t	8
Morris	106	387	3.6	16	8
Brown	73	318	4.4	30t	7
Harrell	19	100	5.3	19	0
Phillips	3	50	16.6	17	1
Lott	11	50	4.5	13	0
Gray	4	41	10.2	38	0
Pisarkiewicz	11	20	1.8	12	0
Hart	6	11	1.8	10	0
Little	2	0	0.0	0	0
Team	566	2,582	4.6	76t	24
Opponents	567	2,204	3.8	52t	18

RECEIVING

	No.	Yds.	Avg.	Long	TD
Tilley	57	938	16.4	51t	6
Anderson	41	308	7.5	28	2
Morris	35	237	6.7	20	1
Gray	25	447	17.8	78t	1
Brown	25	191	7.6	22	0
Stief	22	324	14.7	32	0
Parris	14	174	12.4	39	0
Childs	8	93	11.6	22	0
Chandler	5	49	9.8	28	2
Murrell	2	20	10.0	14	0
Osborne	7	37	5.3	10	0
Harrell	3	33	11.0	15	0
Green	1	15	15.0	15	0
Lott	2	8	4.0	5	0
Hart	1	-4	-4.0	-4	0
Team	249	2,870	11.6	78t	12
Opponents	258	3,067	11.8	46	22

INTERCEPTIONS

	No.	Yds.	Avg.	Long	TD
Stone	6	70	11.6	30	0
Allen	5	126	25.2	78	0
Greene	3	37	12.3	21	0
Wehrli	2	8	4.0	9	1
Smith	1	22	22.0	22	0
Williams	1	25	25.0	25	0
Team	18	288	16.0	78	1
Opponents	24	301	12.5	38	1

PUNT RETURNS

	Ret.	FC	Yds.	Avg.	Long	TD
Harrell	32	12	205	6.4	68	0
Green	8	3	42	5.3	14	0
Nelson	4	0	88	22.0	77	0
Lott	4	3	33	8.2	13	0
Team	48	18	368	7.7	77	0
Opponents	49	7	378	7.7	42	0

KICKOFF RETURNS

	No.	Yds.	Avg.	Long	TD
Green	41	1,007	24.6	106t	1
Harrell	22	497	22.6	53	0
Barefield	3	62	20.6	23	0
Allerman	2	16	8.0	10	0
Lott	1	19	19.0	19	0
Favron	1	10	10.0	10	0
Garlich	1	0	0	0	0
Team	71	1,611	22.7	106t	1
Opponents	57	1,332	23.4	83t	1

PUNTING

	No.	Yds.	Avg.	TB	Int	Lg	Blk.
Little	80	3,060	38.2	6	17	56	2
Team	80	3,060	38.2	6	17	56	2
Opponents	90	3,529	39.2	8	21	59	0

FIELD GOALS

	1-19	20-29	30-39	40-49	50+
Little	0-0	5-5	1-3	3-10	1-1
Wood	0-0	2-2	0-2	0-2	0-1
Team	0-0	7-7	1-5	3-12	1-2
Opponents	0-0	7-9	5-8	3-5	4-8

USUAL STARTING LINEUP

Offense	Defense
WR.....Pat Tilley	LE.....Bob Pollard
LT.....Keith Wortman	NT.....Charlie Davis
LG.....Bob Young	RE.....Mike Dawson
C.....Tom Banks	LOLB.....Eric Williams
RG.....Terry Stieve	LILB.....Steve Neils
RT.....Joe Bostic	Tim Kearney
TE.....Gary Parris	RILB.....Kurt Allerman
WR.....Mel Gray	ROLB.....Mark Arneson
QB.....Jim Hart	Calvin Favron
FB.....Wayne Morris	LCB.....Carl Allen
RB.....Otis Anderson	RCB.....Roger Wehrli
K.....Steve Little	SS.....Ken Greene
Mike Wood	FS.....Ken Stone
	P.....Steve Little

NOTES

Head Coach Bud Wilkinson resigns after 13 games and a 3-10 record, losing six games by four points or less ... Larry Wilson named interim head coach ... Cards win two of last three contests to finish 5-11 ... promising young TE J.V. Cain dies after collapsing from a heart condition at training camp ... Ottis Anderson, the club's first-round draft choice from Miami (FL), turns in the finest season by a rookie running back in NFL history with 1,605 yards rushing, a 4.8-yard average per carry, 10 touchdowns, and a season-high 193 yards in his NFL debut at Dallas Sept. 2 ... DB Roy Green returns a kickoff an NFL-record 106 yards in the same game ... Anderson later rushes for 105 yards against Dallas, becoming the first player to rush for over 100 yards twice in the same season against the Cowboys.

FINAL NFC EAST

STANDINGS

Team	W	L	T	Pct.	Pts.	OP
Dallas#	11	5	0	.688	371	313
Philadelphia#	11	5	0	.688	339	282
Washington	10	6	0	.625	348	295
N.Y. Giants	6	10	0	.375	237	323
St. Louis	5	11	0	.313	307	358

#Top NFL playoff seed

*Wild-card postseason qualifier



1980 (5-11)

HEAD COACH JIM HANIFAN

Sept. 7	N.Y. Giants	L	35-41	48,122
Sept. 14	At San Francisco	L	21-24 (OT)	49,999
Sept. 21	At Detroit	L	7-20	80,027
Sept. 28	Philadelphia	W	24-14	49,079
Oct. 5	At New Orleans	W	40-7	56,388
Oct. 12	L.A. Rams	L	13-21	50,230
Oct. 19	At Washington	L	0-23	51,060
Oct. 26	At Baltimore	W	17-10	33,506
Nov. 2	Dallas	L	24-27	50,701
Nov. 9	Atlanta	L	27-33 (OT)	48,662
Nov. 16	At Dallas	L	21-31	52,567
Nov. 23	Kansas City	L	13-21	42,871
Nov. 30	At N.Y. Giants	W	23-7	65,852
Dec. 7	Detroit	W	24-23	46,966
Dec. 14	At Philadelphia	L	3-17	68,969
Dec. 21	Washington	L	7-31	35,942

299-350

Home: 2-6 (372,573). Away: 3-5 (458,368).

TEAM STATISTICS

	Cards	Opp.
Total First Downs.....	281	311
Rushing	123	115
Passing	137	176
Penalty	21	20
Total Net Yards.....	4858	5384
Avg. Per Game	303.6	336.5
Total Plays	1,039	1,113
Avg. Per Play	4.7	4.8
Net Yards Rushing.....	2182	2059
Avg. Per Game	136.4	128.7
Total Rushes	519	547
Net Yards Passing.....	2676	3325
Avg. Per Game	167.3	207.8
Sacked/Yards Lost	50/387	38/291
Gross Yards	3,063	3,616
Att./Comp./Pct. 470/239/50.8531/287/54.0		
Had Intercepted	24	20
Punts/Average.....	100/41.1	89/40.1
Net Punting Average.....	31.6	33.4
Penalties/Yards.....	103/922	101/919
Fumbles/Lost.....	24/13	27/14
Touchdowns.....	37	43
Rushing	19	17
Passing	16	23
Returns	2	3

SCORE BY PERIOD

	Q1	Q2	Q3	Q4	OT	Pts.
Team	90	61	74	74	0	299
Opponents	27	115	75	124	9	350

SCORING

	TD	R	P	R	PAT	FG	S	Pts.
Anderson	9	9	0	0	0/0	0/0	0	54
O' Donoghue	0	0	0	0	18/18	11/15	0	51
Morris	7	6	1	0	0/0	0/0	0	42
Tilley	6	0	6	0	0/0	0/0	0	36
Little	0	0	0	0	17/19	3/8	0	26
Marsh	4	0	4	0	0/0	0/0	0	24
Harrell	3	3	0	0	0/0	0/0	0	18
Gray	3	0	3	0	0/0	0/0	0	18
Brown	2	1	1	0	0/0	0/0	0	12
Combs	1	0	1	0	0/0	0/0	0	6
Allen	1	0	1	0	0/0	0/0	0	6
R. Green	1	0	0	1	0/0	0/0	0	6
Team	37	19	16	2	35/3714	23/0	299	
Opponents	43	17	23	3	41/4317	32/0	350	

PASSING

	Att.	Comp.	Yds.	Comp. %	Yds./Att.	TD	TD%	Int.	Int. %	Long	Sack/Lost	Rating
Hart	425	228	2,946	53.6	6.93	16	3.7	20	4.7	69t	40/303	68.4
Loyd	28	5	49	17.8	1.75	0	0.0	1	3.6	20	7/48	24.7
Lisch	17	6	68	35.3	4.00	0	0.0	3	17.6	23	3/36	8.6
Team	470	239	3,063	50.8	6.52	16	3.4	24	5.1	69t	50/387	61.7
Opponents	531	287	3,616	54.0	6.81	23	4.3	20	3.8	58t	38/291	74.0

SACKS

Greer 6.5, Neils 6.5, Yankowski 5.0, Arneson 5.0, Pollard 4.0, Kearney 1.5, Williams 1.5, R. Brown 1.5, Nelson 1.0, Wehrli 1.0, Baker 1.0, R. Green 1.0, Acker .05.

Team 48.0, Opponents 32.0

RUSHING

	No.	Yds.	Avg.	Long	TD
Anderson	301	1,352	4.5	52	9
Morris	117	456	3.9	24	6
Harrell	42	170	4.0	26	3
T. Brown	41	185	4.5	19	1
Hart	9	11	1.2	12	0
Phillips	2	6	3.0	4	0
Love	1	3	3.0	3	0
Loyd	5	2	0.4	2	0
Gray	1	-3	-3	0	0
Team	519	2,182	4.2	52	19
Opponents	457	2,059	3.8	36	17

RECEIVING

	No.	Yds.	Avg.	Long	TD
Tilley	68	966	14.2	60t	6
Gray	40	709	17.7	69t	3
Anderson	36	308	8.5	35	0
Marsh	22	269	12.2	29	4
T. Brown	21	290	13.8	63	1
Morris	15	110	7.3	24	1
Stief	16	165	10.3	23	0
Harrell	9	52	5.7	14	0
Bell	8	123	15.4	34	0
Combs	2	52	26.0	38t	1
Lee	2	19	9.5	12	0
Team	239	3,063	12.8	69t	16
Opponents	287	3,616	12.6	58t	23

INTERCEPTIONS

	No.	Yds.	Avg.	Long	TD
Stone	5	63	12.6	20	0
K. Greene	4	41	10.1	26	0
Allen	3	104	34.6	70t	1
Collier	2	22	11.0	22	0
Williams	2	31	15.5	20	0
Wehrli	1	25	25.0	25	0
Kearney	1	22	22.0	22	0
R. Brown	1	9	9.0	9	0
Green	1	10	10.0	10	0
Team	20	327	16.3	70t	1
Opponents	24	246	10.3	78t	1

PUNT RETURNS

	Ret.	FC	Yds.	Avg.	Long	TD
Bell	22	3	195	8.8	54	0
R. Green	16	6	168	10.5	57t	1
Harrell	11	4	31	2.8	15	0
Nelson	1	0	5	5.0	5	0
Allen	1	0	0	0.0	0	0
Stone	0	1	0	0.0	0	0
Team	51	14	399	7.8	57t	1
Opponents	64	12	645	10.1	75t	1

KICKOFF RETURNS

	No.	Yds.	Avg.	Long	TD
R. Green	32	745	23.3	37	0
Harrell	19	348	18.3	33	0
Love	3	46	15.3	27	0
Stone	3	34	11.3	13	0
Phillips	2	28	14.0	14	0
Nelson	1	29	29.0	29	0
Clark	2	14	7.0	11	0
T. Brown	2	26	13.0	16	0
Baker	0	27	27.0	27	0
Collins	1	0	0.0	0	0
Team	65	1,297	19.9	37	0
Opponents	57	1,142	20.0	35	0

PUNTING

	No.	Yds.	Avg.	TB	In20	Lg	Blk.
Swider	99	4,111	41.5	15	14	66	1
Team	100	4,111	41.1	15	14	66	1
Opponents	89	3,570	40.1	9	13	59	0

FIELD GOALS

	1-19	20-29	30-39	40-49	50+
O'Donoghue	0-0	3-3	3-4	5-8	0-0
Little	0-0	1-2	2-4	0-2	0-0
Team	0-0	4-5	5-8	5-10	0-0
Opponents	1-1	6-7	7-10	3-10	0-4

USUAL STARTING LINEUP

Offense	Defense
WR..... Pat Tilley	LE.....Bob Pollard
LT.....George Collins	NT.....Rush Brown
LG.....Joe Bostic	RE.....Ron Yankowski
Barney Cotton	LOLB.....Steve Neils
C.....Tom Brahoney	LILB.....Eric Williams
Tom Banks	Calvin Favron
RG.....Brad Oates	RILB.....Tim Kearney
Joe Bostic	ROLB.....Mark Arneson
RT.....Dan Dierdorf	LCB.....Carl Allen
TE.....Doug Marsh	Tim Collier
WR.....Mel Gray	RCB.....Roger Wehrli
QB.....Jim Hart	SS.....Lee Nelson
FB.....Wayne Morris	Ken Greene
RB.....Ottis Anderson	FS.....Ken Stone
K.....Neil O'Donoghue	Roy Green
Steve Little	P.....Larry Swider

NOTES

Former Don Coryell assistant Jim Hanifan returns to St. Louis as head coach ... Cards finish 5-11 ... future Hall of Famer Dan Dierdorf returns from reconstructive knee surgery to start all 16 games at right tackle and earn a sixth trip to the Pro Bowl ... P Larry Swider sets Cardinal single-season mark with 99 punts ... Card defense ties NFL single-game mark with 12 quarterback sacks at Baltimore Oct. 26 ... 330 rushing yards at New Orleans Oct. 5 establish club single-game record ... after six games, 1978 first-round draft choice K Steve Little is released and involved in auto accident that results in disabling injuries and permanent wheelchair confinement.

FINAL NFC EAST STANDINGS

Team	W	L	T	Pct.	Pts.	OP
Philadelphia	12	4	0	.750	384	222
Dallas*	12	4	0	.750	454	311
Washington	6	10	0	.375	261	293
St. Louis	5	11	0	.313	299	350
N.Y. Giants	4	12	0	.250	249	425

*Wild-card postseason qualifier



1981 (7-9)

HEAD COACH JIM HANIFAN

Sept. 6	Miami	L	7-20	50,351
Sept. 13	At Dallas	L	17-30	63,602
Sept. 20	Washington	W	40-30	50,182
Sept. 27	At Tampa Bay	L	10-30	65,850
Oct. 4	Dallas	W	20-17	49,777
Oct. 11	At N.Y. Giants	L	14-34	67,128
Oct. 18	At Atlanta	L	20-41	51,428
Oct. 25	Minnesota	W	30-17	48,039
Nov. 1	At Washington	L	21-42	50,643
Nov. 8	Philadelphia	L	10-52	48,421
Nov. 15	Buffalo	W	24-0	46,214
Nov. 22	At Baltimore	W	35-24	24,784
Nov. 29	At New England	W	27-20	39,942
Dec. 6	New Orleans	W	30-3	46,923
Dec. 13	N.Y. Giants	L	10-20	47,358
Dec. 20	At Philadelphia	L	0-38	56,656

315-408

Home: 5-3 (384,675). Away: 2-6 (420,037).

TEAM STATISTICS

	Cards	Opp.
Total First Downs	300	328
Rushing	135	134
Passing	141	162
Penalty	24	23
Total Net Yards	5077	5723
Avg. Per Game	317.3	357.7
Total Plays	994	1,015
Avg. Per Play	5.1	5.6
Net Yards Rushing	2213	2428
Avg. Per Game	138.3	151.8
Total Rushes	519	509
Net Yards Passing	2864	3295
Avg. Per Game	179.0	205.9
Sacked/Yards Lost	447/405	32/252
Gross Yards	3,269	3,547
Att./Comp./Pct.	477/253/53.0	494/282/57.1
Had Intercepted	24	21
Punts/Average	69/41.8	69/41.3
Penalties/Yards	106/777	98/845
Fumbles/Lost	34/21	33/16
Touchdowns	37	50
Rushing	20	20
Passing	15	29
Returns	2	1

SCORE BY PERIOD

	Q1	Q2	Q3	Q4	OT	Pts.
Team	83	71	41	120	0	315
Opponents	92	117	92	107	0	408

SCORING

	TD	R	P	R	PAT	FG	S	Pts.
O'Donoghue	0	0	0	0	36/37	19/32	0	93
Anderson	9	9	0	0	0/0	0/0	0	54
R. Green	5	1	4	0	0/0	0/0	0	30
Morris	5	5	0	0	0/0	0/0	0	30
Tilley	3	0	3	0	0/0	0/0	0	18
Harrell	2	1	1	0	0/0	0/0	0	12
T. Brown	2	2	0	0	0/0	0/0	0	12
Gray	2	0	2	0	0/0	0/0	0	12
Mitchell	2	1	1	0	0/0	0/0	0	12
Lomax	2	2	0	0	0/0	0/0	0	12
La Fleur	2	0	2	0	0/0	0/0	0	12
Stief	1	0	1	0	0/0	0/0	0	6
Marsh	1	0	1	0	0/0	0/0	0	6
Ahrens	1	1	0	0	0/0	0/0	0	6
Team	37	20	15	2	36/37	19/32	0	315
Opponents	50	20	29	1	48/50	20/26	0	408

PASSING

	Att.	Comp.	Yds.	Comp. %	Yds./Att.	TD	TD%	Int.	Int. %	Long	Sack/Lost	Rating
Hart	241	134	1,694	55.6	7.03	11	4.5	14	5.8	58t	16/119	68.8
Lomax	236	119	1,575	50.4	6.67	4	1.7	10	4.2	75	32/281	60.1
Team	477	253	3,269	53.0	6.85	15	3.1	24	5.0	75	48/405	64.3
Opponents	495	282	3,547	56.9	7.16	29	5.8	19	3.8	79t	32/252	82.9

SACKS

Greer 12.2, Baker 5.0, R. Brown 3.5, Mays 2.5, Nelson 2.0, Dawson 2.0, Favron 1.0, Pollard 1.0, Radford 1.0, Junior 1.0.
Team 48.0, Opponents 32.0

RUSHING

	No.	Yds.	Avg.	Long	TD
Anderson	328	1,376	4.2	28	9
Morris	111	415	3.7	14	5
Mitchell	31	175	5.6	43	0
Lomax	19	104	5.5	22t	2
R. Green	3	60	20.0	44t	1
T. Brown	15	52	3.5	11t	2
Love	3	11	3.7	4	0
Stief	1	8	8.0	8	0
Harrell	5	6	1.2	4	1
Gray	1	4	4.0	4	0
Hart	2	2	1.0	4	0
Birdsong	1	-2	-2	-2	0
Team	519	2,213	4.3	44t	20
Opponents	509	2,428	4.8	46t	20

RECEIVING

	No.	Yds.	Avg.	Long	TD
Tilley	66	1,040	15.7	75	3
Anderson	51	387	7.6	27	0
R. Green	33	708	21.4	60	4
Gray	27	310	11.5	41t	2
Morris	19	165	8.7	21	0
Harrell	14	131	9.4	62t	1
LaFleur	14	190	13.6	27t	2
Mitchell	6	35	5.8	16	1
Marsh	6	80	13.3	20	1
Stief	5	77	15.4	29	1
Combs	5	54	10.8	13	0
T. Brown	4	60	20.0	28	0
Floyd	3	32	14.0	16	0
Team	253	3,269	12.9	75	15
Opponents	282	3,547	12.6	79t	29

INTERCEPTIONS

	No.	Yds.	Avg.	Long	TD
K. Greene	7	111	15.8	47	0
Wehrli	4	8	2.0	6	0
R. Green	3	44	14.7	29	0
Favron	1	42	42.0	42	0
Collier	1	17	17.0	17	0
Ahrens	1	14	14.0	14t	1
Junior	1	5	5.0	5	0
Williams	1	17	17.0	17	0
Griffin	1	4	5.0	4	0
Johnson	1	19	19.0	19	0
Team	21	281	13.4	47	1
Opponents	24	312	13.0	54	0

PUNT RETURNS

	Ret.	FC	Yds.	Avg.	Long	TD
Mitchell	42	0	445	10.6	50t	1
Harrell	1	1	8	8.0	8	0
K. Greene	0	1	0	0.0	0	0
Team	43	2	453	10.5	50t	1
Opponents	37	10	276	7.4	40	0

KICKOFF RETURNS

	No.	Yds.	Avg.	Long	TD
Mitchell	55	1,292	23.5	67	0
R. Greene	8	135	16.9	28	0
Harrell	7	118	16.8	29	0
Love	3	46	15.3	25	0
Griffin	2	34	17.0	26	0
Team	75	1,625	21.7	67	0
Opponents	55	1,163	21.1	84	0

PUNTING

	No.	Yds.	Avg.	TD	In20	Lg	Blk.
Birdsong	69	2,883	41.8	8	19	75	0
Team	69	2,883	41.8	8	19	75	0
Opponents	69	2,852	41.3	6	12	52	0

FIELD GOALS

	1-19	20-29	30-39	40-49	50+
O' Donoghue	2-2	8-8	4-6	5-11	0-5
Team	2-2	8-8	4-6	5-11	0-5
Opponents	0-0	0-0	8-8	6-8	6-10

USUAL STARTING LINEUP

Offense	Defense
WR.....Pat Tilley	LE.....Bob Pollard
LT.....George Collins	LT.....Mike Dawson
LG.....Terry Stieve	RT.....Rush Brown
C.....Tom Branahney	RE.....Curtis Greer
RG.....Joe Bostic	LLB.....Calvin Favron
RT.....Dan Dierdorf	Eric Williams
TE.....Greg LaFleur	LILB.....E.J. Junior
WR.....Mel Gray	MLB.....Tim Kearney
QB.....Jim Hart	Dave Ahrens
Neil Lomax	LCB.....Carl Allen
RB.....Ottis Anderson	Jeff Griffin
FB.....Wayne Morris	RCB.....Roger Wehrli
K.....Neil O'Donoghue	Tim Collier
	SS.....Lee Nelson
	FS.....Ken Stone
	P.....Carl Birdsong

NOTES

The 1981 draft class includes Alabama LB **E.J. Junior** (first round), Portland State QB **Neil Lomax** (second round), and Citadel RB **Stump Mitchell** (ninth round), a trio that would combine for 26 seasons with the Cards ... all three earn consensus NFL all-rookie team notice ... Lomax named starter for final six games as Cards win four consecutive times to finish 7-9 ... return specialist Mitchell breaks or ties eight club marks and equals two NFL records ... **Roy Green** doubles as defensive back and wide receiver as the league's first authentic two-way player in more than two decades.

FINAL NFC EAST STANDINGS

Team	W	L	T	Pct.	Pts.	OP
Dallas	12	4	0	.750	368	277
Philadelphia*	10	6	0	.625	368	221
N.Y. Giants	9	7	0	.563	295	257
Washington	8	8	0	.500	347	349
St. Louis	7	9	0	.438	315	408

*Wild-card postseason qualifier



1982 (5-4)

HEAD COACH JIM HANIFAN

Sept. 12	At New Orleans	W	21-7	58,673
Sept. 19	Dallas	L	7-24	50,705
Nov. 21	San Francisco	L	20-31	38,064
Nov. 28	At Atlanta	W	23-20	33,411
Dec. 5	At Philadelphia	W	23-20	63,622
Dec. 12	Washington	L	7-12	35,308
Dec. 19	At Chicago	W	10-7	43,270
Dec. 26	N.Y. Giants	W	24-21	39,824
Jan. 2	At Washington	L	0-28	52,554

135-170

Home: 1-3 (163,901). Away: 4-1 (251,530).

First Round Super Bowl Tournament

Jan. 8	At Green Bay	L	16-41	54,282
--------	--------------	---	-------	--------

TEAM STATISTICS

	Cards	Opp.
Total First Downs.....	162	163
Rushing.....	71	58
Passing.....	81	98
Penalty.....	10	7
Total Net Yards.....	2,542	2,848
Avg. Per Game.....	282.4	316.4
Total Plays.....	579	570
Avg. Per Play.....	4.4	5.0
Net Yards Rushing.....	1,209	995
Avg. Per Game.....	134.3	110.6
Total Rushes.....	307	256
Net Yards Passing.....	1,124	1,853
Avg. Per Game.....	124.9	205.9
Sacked/Yards Lost.....	32/243	23/183
Gross Yards.....	1,367	2,035
Att./Comp./Pct. 240/129/53.8	291/174/59.8	
Had Intercepted.....	6	6
Punts/Average.....	54/43.8	51/41.1
Penalties/Yards.....	55/523	54/424
Fumbles/Lost.....	17/10	14/9
Touchdowns.....	16	21
Rushing.....	10	5
Passing.....	6	16
Returns.....	0	0

SCORE BY PERIOD

	Q1	Q2	Q3	Q4	OT	Pts.
Team	31	48	19	37	0	135
Opponents	23	34	44	69	0	170

SCORING

	TD	R	P	R	PAT	FG	S	Pts.
O' Donoghue	0	0	0	0	15/16	8/13	0	39
Morris	4	4	0	0	0/0	0/0	0	24
Anderson	3	3	0	0	0/0	0/0	0	18
Green	3	0	3	0	0/0	0/0	0	18
Tilley	2	0	2	0	0/0	0/0	0	12
Lomax	1	1	0	0	0/0	0/0	0	6
Mitchell	1	1	0	0	0/0	0/0	0	6
LaFleur	1	0	1	0	0/0	0/0	0	6
Wehrli	1	1	0	0	0/0	0/0	0	6
Team	16	10	6	0	15/16	8/13	0	135
Opponents	21	5	16	0	20/21	8/18	0	170

SACKS

Sacks: Greer 7.5, Grooms 4.5, Brown 3.5, Dawson 3.5, Galloway 2.0, Junior 1.5
Team 32.0 Opponents 23.0.

PASSING

	Att.	Comp.	Yds.	Comp. %	Yds./Att.	TD	TD%	Int.	Int. %	Long	Sack/Lost	Rating
Lomax	205	109	1,367	53.2	6.7	5	2.4	6	2.9	42	31/234	70.3
Hart	33	19	199	57.5	6.0	1	3.0	0	0.0	22	0/0	85.9
Green	1	0	0	0.0	0.0	0	0.0	0	0.0	0	1/9	39.6
Harrell	1	1	10	100.0	10.0	0	0.0	0	0.0	10	0/0	108.3
Team	240	129	1,576	53.2	6.6	6	2.5	6	2.9	42	32/243	72.4
Opponents	291	174	2,035	59.8	7.0	16	5.5	6	2.1	55	23/182	90.7

RUSHING

	No.	Yds.	Avg.	Long	TD
Anderson	145	587	4.0	64	3
Morris	84	274	3.3	9	4
Mitchell	39	189	4.8	32t	1
Lomax	28	119	4.2	19	1
Harrell	4	14	3.5	8	0
Green	6	8	1.2	13	0
Wehrli	1	18	18.0	18t	1
Team	307	1,209	3.9	64	10
Opponents	256	995	3.9	37	5

RECEIVING

	No.	Yds.	Avg.	Long	TD
Tilley	36	465	14.5	34	2
Green	32	454	14.2	42	3
Anderson	14	106	7.6	19	0
Mitchell	11	149	13.5	30	0
Harrell	11	127	11.5	36	0
Marsh	6	94	15.7	21	0
LaFleur	5	67	13.4	30	1
Shumann	5	58	11.6	23	0
Gray	4	34	8.5	13	0
Morris	3	8	2.6	11	0
Lomax	1	10	10.0	10	0
Thompson	1	5	5.0	5	0
Team	129	1,576	12.2	42	6
Opponents	174	2,035	11.7	55	16

INTERCEPTIONS

	No.	Yds.	Avg.	Long	TD
Perrin	1	35	35.0	35	0
Griffin	1	8	8.0	8	0
Nelson	1	7	7.0	7	0
K. Greene	1	2	2.0	2	0
Allen	1	0	0.0	0	0
Dawson	1	0	0.0	0	0
Team	6	52	8.7	35	0
Opponents	6	37	6.1	19	0

PUNT RETURNS

	Ret.	FC	Yds.	Avg.	Long	TD
Mitchell	27	0	165	6.1	15	0
Green	3	0	20	6.7	11	0
Ferrell	1	0	6	6.0	6	0
Harrell	1	1	1	1.0	1	0
Team	32	1	192	6.0	15	0
Opponents	0	0	0	0.0	0	0

KICKOFF RETURNS

	No.	Yds.	Avg.	Long	TD
Mitchell	16	364	22.7	33	0
Harrell	8	150	18.7	31	0
Ferrell	4	88	22.0	27	0
Love	4	69	17.2	24	0
Morris	1	14	14.0	14	0
Griffin	1	12	12.0	12	0
Ahrens	1	5	5.0	5	0
Team	35	702	20.0	33	0
Opponents	26	542	20.8	44	0

PUNTING

	No.	Yds.	Avg.	TB	In20	Lg	Blk.
Birdsong	54	2,365	43.8	6	8	65	0
Team	54	2,365	43.8	6	8	65	0
Opponents	51	2,099	41.1	3	11	53	0

FIELD GOALS

	1-19	20-29	30-39	40-49	50+
O'Donoghue	1-1	2-3	3-3	2-6	0-0
Team	1-1	2-3	3-3	2-6	0-0
Opponents	0-0	5-6	3-5	0-6	0-1

USUAL STARTING LINEUP

Offense	Defense
WR.....Pat Tilley	LE.....Elois Grooms
LT.....Luis Sharpe	LT.....Mike Dawson
LG.....Terry Stieve	RT.....Rush Brown
C.....Dan Dierdorf	RE.....Curtis Greer
RG.....Joe Bostic	LLB.....E.J. Junior
TE.....Doug Marsh	RLB.....Charlie Baker
Greg LaFleur	RCB.....Jeff Griffin
WR.....Roy Green	LCB.....Carl Allen
QB.....Neil Lomax	SS.....Lee Nelson
RB.....Otis Anderson	FS.....Benny Perrin
FB.....Wayne Morris	P.....Carl Birdsong
K.....Neil O'Donoghue	

NOTES

A second consecutive jackpot draft class of UCLA T **Luis Sharpe** (first round), Florida DT **David Galloway** (second round), Alabama S **Benny Perrin** (third round), and East Tennessee State FB **Earl Ferrell** (fifth round) will average over eight years per player, all four earning near-immediate starting roles ... Cards become youngest team in NFL to qualify for the Super Bowl tournament in strike-shortened season with 5-4 record ... NFL players walk out Sept. 19 after second game of the season due to labor strike ... play does not resume until Nov. 21 ... Cards lose 41-16 at Green Bay in first-round action as Card QB **Neil Lomax** sets league postseason record with 385 yards passing.

FINAL NFC STANDINGS

Team	W	L	T	Pct.	Pts.	OP
Washington*	8	1	0	.889	190	128
Dallas	6	3	0	.667	226	145
Green Bay	5	3	1	.611	226	169
Minnesota	5	4	0	.556	187	198
Atlanta	5	4	0	.556	183	199
St. Louis	5	4	0	.556	135	170
Tampa Bay	5	4	0	.556	158	178
Detroit	4	5	0	.444	181	176
New Orleans	4	5	0	.444	129	160
N.Y. Giants	4	5	0	.444	164	160
San Francisco	3	6	0	.333	209	206
Chicago	3	6	0	.333	141	174
Philadelphia	3	6	0	.333	191	195
L.A. Rams	2	7	0	.222	200	250

*Top NFC playoff seed

As the result of a 57-day players' strike, the 1982 NFL regular-season schedule was reduced from 16 weeks to nine. At the conclusion of the regular season, the NFL conducted a 16-team postseason Super Bowl Tournament. Eight teams from each conference were seeded 1-8 based upon their records during the season.



1983 (8-7-1)

HEAD COACH JIM HANIFAN

Sept. 4	At New Orleans	L 17-28	65,225
Sept. 11	Dallas	L 17-34	48,532
Sept. 18	San Francisco	L 27-42	38,130
Sept. 25	At Philadelphia	W 14-11	64,465
Oct. 2	At Kansas City	L 14-38	58,975
Oct. 9	Washington	L 14-38	42,698
Oct. 16	At Tampa Bay	W 34-27	48,224
Oct. 24	N.Y. Giants	T 20-20 (OT)	45,630
Oct. 30	Minnesota	W 41-31	38,796
Nov. 6	At Washington	L 7-45	51,380
Nov. 13	Seattle	W 33-28	33,280
Nov. 20	San Diego	W 44-14	40,644
Nov. 24	At Dallas	L 17-35	60,764
Dec. 4	At N.Y. Giants	W 10-6	25,156
Dec. 11	At L.A. Raiders	W 34-24	32,111
Dec. 18	Philadelphia	W 31-7	21,902
		374-428	
Home: 4-3-1 (309,612). Away: 4-4 (406,300).			

TEAM STATISTICS

	Cards	Opp.
Total First Downs.....	295	286
Rushing	123	107
Passing	148	161
Penalty	24	18
Total Net Yards.....	5143	5005
Avg. Per Game	321.4	312.8
Total Plays	1,044	1,020
Avg. Per Play	4.9	4.9
Net Yards Rushing.....	2275	1838
Avg. Per Game	142.2	114.9
Total Rushes	525	444
Net Yards Passing.....	2868	3167
Avg. Per Game	179.3	197.9
Sacked/Yards Lost	59/441	59/468
Gross Yards	3,309	3,635
Att./Comp./Pct.	460/267/58.0519/290/55.9	
Had Intercepted	21	28
Punts/Average.....	85/41.5	88/40.3
Penalties/Yards.....	89/770	102/819
Fumbles/Lost.....	50/27	32/20
Touchdowns.....	47	56
Rushing	15	23
Passing	29	24
Returns	3	9

SCORE BY PERIOD

	Q1	Q2	Q3	Q4	OT	Pts.
Team	79	128	86	81	0	374
Opponents	88	124	105	111	0	428

SCORING

	TD	R	P	R	PAT	FG	S	Pts.
O'Donoghue	0	0	0	0	45/47	15/20	90	90
Green	14	0	14	0	0/0	0/0	0	84
Marsh	8	0	8	0	0/0	0/0	0	48
Anderson	6	5	1	0	0/0	0/0	0	36
Tilley	5	0	5	0	0/0	0/0	0	30
Mitchell	3	3	0	0	0/0	0/0	0	18
Love	3	2	1	0	0/0	0/0	0	18
Lomax	2	2	0	0	0/0	0/0	0	12
Morris	2	2	0	0	0/0	0/0	0	12
Nelson	1	0	0	1	0/0	0/0	0	6
Perrin	1	0	0	1	0/0	0/0	0	6
Grooms	1	0	0	1	0/0	0/0	0	6
Ferrell	1	1	0	0	0/0	0/0	0	6
Galloway	0	0	0	0	0/0	0/0	1	2
Team	47	15	29	3	45/47	15/20	90	374
Opponents	56	23	24	9	51/56	12/14	28	428

PASSING

	Att.	Comp.	Yds.	Comp. %	Yds./Att.	TD	TD%	Int.	Int. %	Long	Sack/Lost	Rating
Lomax	354	209	2,636	59.0	7.45	24	6.8	11	3.1	71t	40/291	92.0
Hart	91	50	592	54.9	6.51	4	4.4	8	8.8	39t	16/123	53.0
Lisch	13	6	66	46.1	5.08	1	4.8	2	15.4	26	3/27	47.8
Birdsong	1	1	11	100.0	11.00	0	0.0	0	0.0	0	0/0	112.5
Perrin	1	1	4	100.0	4.00	0	0.0	0	0.0	0	0/0	83.3
Team	460	267	3,309	58.0	7.19	29	6.3	21	4.6	71t	59/441	82.2
Opponents	519	290	3,635	55.9	7.00	24	4.6	28	5.4	69t	59/468	70.6

SACKS

Greer 16.0, A. Baker 13.5, Galloway 12.0, Junior 7.5, Mays 3.0, Nelson 2.0, Grooms 1.0, Harris 1.0, Perrin 1.0, Duda 1.0, Brown 1.0.
Team 59.0, Opponents 59.0

RUSHING

	No.	Yds.	Avg.	Long	TD
Anderson	296	1,270	4.3	43	5
Mitchell	68	373	5.5	46	3
Morris	75	257	3.4	17	2
Lomax	27	125	4.6	35	2
Love	35	103	2.9	16	1
Ferrell	7	53	7.6	21	2
Green	4	49	12.3	25	0
Harrell	4	13	3.3	8	0
Hart	5	12	2.4	13	0
Sharpe	1	11	11.0	11	0
Lisch	2	9	4.5	5	0
Perrin	1	0	0.0	0	0
Team	525	2,275	4.3	46	15
Opponents	444	1,838	4.1	76t	23

RECEIVING

	No.	Yds.	Avg.	Long	TD
Green	78	1,227	15.7	71t	14
Anderson	54	459	8.5	40	1
Tilley	44	690	15.7	71t	5
Marsh	32	421	13.2	38	8
Morris	14	55	3.9	11	0
Shumann	11	54	14.0	33	0
LeFleur	12	99	8.3	21	0
Mitchell	7	54	7.7	17	0
Love	6	58	9.7	16	1
Harrell	3	25	8.3	13	0
Thompson	2	31	15.5	22	0
Pittman	2	21	10.0	11	0
McGill	1	11	11.0	11	0
Ahrens	1	4	4.0	4	0
Team	267	3,309	12.4	71t	29
Opponents	290	3,635	12.5	69t	24

INTERCEPTIONS

	No.	Yds.	Avg.	Long	TD
Washington	8	92	11.5	26	0
Perrin	4	50	12.5	30	0
Harris	3	10	3.3	10	0
Junior	3	27	9.0	19	0
Mack	3	25	8.3	13	0
Grooms	1	10	10.0	10	0
A. Baker	2	24	12.0	19	0
Nelson	1	8	8.0	8	0
Galloway	1	17	17.0	17	0
W. Smith	2	3	1.5	3	0
Team	28	266	9.5	30	0
Opponents	21	385	18.3	70t	5

PUNT RETURNS

	Ret.	FC	Yds.	Avg.	Long	TD
Mitchell	38	1	337	8.9	34	0
Bird	14	2	76	5.4	16	0
Harrell	5	1	31	6.2	11	0
Ferrell	1	0	17	17.0	17	0
Team	58	4	461	7.9	34	0
Opponents	47	13	307	6.5	19	0

KICKOFF RETURNS

	No.	Yds.	Avg.	Long	TD
Mitchell	36	778	21.6	66	0
Ferrell	13	257	19.8	28	0
Bird	9	194	21.6	33	0
Schmitt	4	41	10.3	19	0
Love	3	71	23.7	23	0
Harrell	3	62	20.7	26	0
L. Smith	1	19	19.0	19	0

KICKOFF RETURNS (CONT.)

	No.	Yds.	Avg.	Long	TD
Green	1	14	14.0	14	0
Duda	1	12	12.0	12	0
Allerman	1	11	11.0	11	0
Team	72	1,459	20.3	66	0
Opponents	66	1,300	19.9	94t	1

PUNTING

	No.	Yds.	Avg.	TB	In20	Lg	Blk.
Birdsong	85	3,529	41.5	7	14	59	0
Team	85	3,529	41.5	7	14	59	0
Opponents	88	3,542	40.3	6	18	56	0

FIELD GOALS

	1-19	20-29	30-39	40-49	50+
O'Donoghue	0-1	4-6	3-8	6-11	2-3
Team	0-1	4-6	3-8	6-11	2-3
Opponents	0-0	4-4	2-3	6-6	0-2

USUAL STARTING LINEUP

Offense	Defense
WR.....Pat Tilley	LE..Al "Bubba" Baker
LT.....Luis Sharpe	LT.....Elois Grooms
LG.....Terry Stieve	Mark Duda
C.....Randy Clark	RT.....David Galloway
RG.....Joe Bostic	RE.....Curtis Greer
RT.....Tootie Robbins	LLB.....E.J. Junior
TE.....Doug Marsh	Bob Harris
Greg LaFleur	MLB.....Kurt Allerman
QB.....Roy Green	E.J. Junior
WR.....Neil Lomax	RLB.....Charlie Baker
RB.....Otis Anderson	LCB Lionel Washington
FB.....Wayne Morris	Cedric Mack
K.....Neil O'Donoghue	RCB.....Wayne Smith
	SS.....Lee Nelson
	FS.....Benny Perrin
	P.....Carl Birdsong

NOTES

After losing five of first six games, Cards rebound with 7-2-1 mark in final 10 contests to narrowly miss playoffs with 8-7-1 record ... in first full season at wide receiver, **Roy Green** establishes team records with 78 pass receptions for 1,227 yards to earn all-pro acclaim ... **DE Curtis Greer** sets team record with 16 quarterback sacks as Cards lead NFL with 59 traps ... Cards and N.Y. Giants play to 20-20 tie on nationally televised "Monday Night Football" game remembered for three missed overtime field-goal attempts by Card K **Neil O'Donoghue** ... future Hall of Fame T **Dan Dierdorf** announces his retirement after 12 seasons, 160 games, and six Pro Bowls ... St. Louis (nine) and Kansas City (six) combine for 15 turnovers, two shy of the NFL record, in 38-14 Chiefs' win Oct. 2 ... Cards lose 28-10 to Minnesota during Aug. 6 preseason game at London's Wembley Stadium, the first NFL game in England.

FINAL NFC EAST STANDINGS

Team	W	L	T	Pct.	Pts.	OP
Washington#	14	2	0	.875	541	332
Dallas*	12	4	0	.750	479	360
St. Louis	8	7	1	.531	374	428
Philadelphia	5	11	0	.313	233	322
N.Y. Giants	3	12	1	.219	267	347

#Top NFC playoff seed

*Wild-card postseason qualifier



1984 (9-7)

HEAD COACH JIM HANIFAN

Sept. 2	At Green Bay	L	23-24	53,738
Sept. 9	Buffalo	W	37-7	35,785
Sept. 16	At Indianapolis	W	34-33	60,274
Sept. 23	At New Orleans	L	24-34	58,723
Sept. 30	Miami	L	28-36	46,991
Oct. 7	At Dallas	W	31-20	61,438
Oct. 14	Chicago	W	38-21	49,554
Oct. 21	Washington	W	26-24	50,262
Oct. 28	At Philadelphia	W	34-14	54,310
Nov. 4	L.A. Rams	L	13-16	51,010
Nov. 11	Dallas	L	17-24	48,721
Nov. 18	At N.Y. Giants	L	10-16	73,428
Nov. 25	Philadelphia	W	17-16	39,858
Dec. 2	At New England	W	33-10	53,558
Dec. 9	N.Y. Giants	W	31-21	49,973
Dec. 16	At Washington	L	27-29	54,299

Home: 5-3 (372,154). Away: (469,768).

TEAM STATISTICS

	Cards	Opp.
Total First Downs.....	345	292
Rushing	129	108
Passing	200	157
Penalty	16	27
Total Net Yards.....	6,345	5,094
Avg. Per Game	396.6	318.4
Total Plays	1,103	991
Avg. Per Play	5.8	5.1
Net Yards Rushing	2,088	1,923
Avg. Per Game	130.5	120.2
Total Rushes	488	442
Net Yards Passing	4,257	3,171
Avg. Per Game	266.1	198.2
Sacked/Yards Lost	49/377	55/403
Gross Yards	4,634	3,574
Att./Comp./Pct.	566/347/61.3	494/251/50.8
Had Intercepted	16	21
Punts/Average.....	68/38.1	81/38.9
Penalties/Yards	109/904	75/578
Fumbles/Lost	32/20	20/12
Touchdowns	51	39
Rushing	21	11
Passing	28	26
Returns	2	2

SCORE BY PERIOD

	Q1	Q2	Q3	Q4	OT	Pts.
Team	72	134	102	115	0	423
Opponents	77	100	97	71	0	345

SCORING

	TD	R	P	R	PAT	FG	S	Pts.
O'Donoghue	0	0	0	0	48/51	24/35	0	117
Green	12	0	12	0	0/0	0/0	0	72
Mitchell	11	9	2	0	0/0	0/0	0	66
Anderson	8	6	2	0	0/0	0/0	0	48
Marsh	5	0	5	0	0/0	0/0	0	30
Tilley	5	0	5	0	0/0	0/0	0	30
Lomax	3	3	0	0	0/0	0/0	0	18
Ferrell	2	1	1	0	0/0	0/0	0	12
Love	2	1	1	0	0/0	0/0	0	12
Howard	1	0	0	1	0/0	0/0	0	6
L. Smith	1	0	0	1	0/0	0/0	0	6
Harrell	1	1	0	0	0/0	0/0	0	6
Team	51	21	28	2	48/51	24/35	0	423
Opponents	39	11	26	2	36/39	24/37	0	345

PASSING

Rating	Att.	Comp.	Yds.	Comp. %	Yds./Att.	TD	TD%	Int.	Int. %	Long	Sack/Lost	
Lomax	560	345	4,614	61.6	8.24	28	5.0	16	2.99	83t	49/377	92.5
Mclvor	4	0	0	0.0	0.00	0	0.0	0	0.0	0	0/0	39.6
Mitchell	1	1	20	100.0	0.00	0	0.0	0	0.0	0	0/0	118.8
Perrin	1	1	0	0.0	0.00	0	0.0	0	0.0	0	0/0	79.2
Team	566	347	4,634	61.3	8.19	28	4.9	16	2.8	83t	49/377	92.0
Opponents	494	251	3,574	50.8	7.23	26	5.3	21	4.1	90t	55/403	74.4

SACKS

Greer 14.0, A. Baker 10.0, Junior 9.5, Galloway 5.0, Duda 4.0, Mays 3.5, Nelson 3.0, Grooms 2.0, Holloway 1.5, Harris 1.5, L. Smith 1.0.
Team 55.0, Opponents 65.0

RUSHING

	No.	Yds.	Avg.	Long	TD
Anderson	289	1,174	4.1	24	6
Mitchell	81	434	5.4	39	9
Ferrell	44	203	4.5	25	1
Lomax	35	184	5.3	20	3
Love	25	90	3.6	13	1
Harrell	5	7	1.2	4	1
Harrington	3	6	2.0	5	0
Mclvor	3	5	1.7	6	0
Marsh	1	-5	-5.0	-5	0
Green	1	-10	-10.0	-10	0
Team	488	2,088	4.3	39	21
Opponents	442	1,923	4.4	73	11

RECEIVING

	No.	Yds.	Avg.	Long	TD
Green	78	1,555	19.9	83t	12
Anderson	70	611	8.7	57	2
Tilley	52	758	14.6	42	5
Marsh	39	608	15.6	47	5
Mitchell	26	318	12.2	44t	2
Ferrell	26	218	8.4	21	1
LaFleur	17	198	11.6	21	0
Harrell	14	106	7.6	15	0
Pittman	10	145	14.5	50	0
Love	7	33	4.7	16	1
Mack	5	61	12.2	22	0
Goode	3	23	7.7	10	0
Team	347	4,634	13.4	83t	28
Opponents	251	3,574	14.2	90t	26

INTERCEPTIONS

	No.	Yds.	Avg.	Long	TD
Washington	5	42	8.4	18	0
W. Smith	4	35	8.8	23	0
Perrin	4	22	5.5	22	0
L. Smith	2	31	15.5	25t	1
Griffin	2	0	0.0	0	0
Howard	2	-4	-2.0	1	0
Hefflin	1	19	19.0	19	0
Junior	1	18	18.0	18	0
Team	21	163	7.8	25t	1
Opponents	16	219	13.7	54	0

PUNT RETURNS

	Ret.	FC	Yds.	Avg.	Long	TD
Mitchell	38	3	333	8.8	39	0
Bird	5	0	56	11.2	17	0
Pittman	4	1	10	2.5	5	0
Green	0	1	0	0.0	0	0
Team	47	5	399	8.5	39	0
Opponents	27	12	239	8.9	61	0

KICKOFF RETURNS

	No.	Yds.	Avg.	Long	TD
Mitchell	35	804	23.0	56	0
Pittman	14	319	22.8	43	0
Harrell	13	231	17.8	28	0
Bird	9	190	21.1	28	0
Green	1	18	18.0	18	0
Love	1	1	1.0	1	0
Ferrell	1	0	0.0	0	0
Team	74	1,563	21.1	56	0
Opponents	85	1,549	18.2	96t	1

PUNTING

	No.	Yds.	Avg.	TB	In20	Lg	Blk.
Birdsong	67	2,594	38.7	8	20	59	1
Team	1	0	0.0	0	0	0	0
Team	68	2,594	38.1	8	20	59	1
Opponents	81	3,157	38.9	5	9	59	1

FIELD GOALS

	1-19	20-29	30-39	40-49	50+
O'Donoghue	0-0	7-7	7-9	8-16	1-3
Team	0-0	7-7	7-9	8-16	1-3
Opponents	1-1	8-10	13-16	2-6	7-5

USUAL STARTING LINEUP

Offense	Defense
WR.....Pat Tilley	LE..Al "Bubba" Baker
LT.....Luis Sharpe	LT.....David Galloway
LG.....Terry Stieve	RT.....Elois Grooms
C.....Randy Clark	Mark Duda
RG.....Joe Bostic	RE.....Curtis Greer
RT.....Tootie Robbins	LLB...Thomas Howard
TE.....Doug Marsh	MLB.....E.J. Junior
Greg LaFleur	Kurt Allermon
WR.....Roy Green	RLB....Charlie Baker
QB.....Neil Lomax	E.J. Junior
RB.....Otis Anderson	LCB....Lionel Wash.
FB.....Earl Ferrell	RCB....Wayne Smith
K.....Neil O'Donoghue	SS.....Leonard Smith
	Lee Nelson
	FS.....Benny Perrin
	P.....Carl Birdsong

NOTES

The Cards, with the NFC Eastern Division title on line to the winner, travel to R.F.K. Stadium and battle back from a 23-7 half-time deficit to take a 27-16 lead midway through fourth quarter, but a 50-yard field-goal try sails wide as time expires and Washington escaped with a 29-27 win and the division crown ... in the torrid comeback at Washington, QB Neil Lomax connects on 25 of 28 passes for 314 yards in the second half ... Cards finish 9-7 with seven losses by an average of just over six points ... Lomax sets club single-season marks with 345 pass completions in 560 attempts for 4,614 yards (fifth highest in NFL history), 28 touchdowns, and 92.5 quarterback rating ... WR Roy Green's 1,555 receiving yards is most by NFL player in 19 seasons as he averages 45.3 yards per touchdown reception.

FINAL NFC EAST

STANDINGS

Team	W	L	T	Pct.	Pts.	OP
Washington	11	5	0	.688	426	310
N.Y. Giants*	9	7	0	.563	299	301
St. Louis	9	7	0	.563	423	345
Dallas	9	7	0	.563	308	308
Philadelphia	6	9	1	.406	278	320

*Wild-card postseason qualifier



1985 (5-11)

HEAD COACH JIM HANIFAN

Sept. 8	At Cleveland	W	27-24 (OT)	62,107
Sept. 15	Cincinnati	W	41-27	46,321
Sept. 22	At N.Y. Giants	L	17-27	74,987
Sept. 29	Green Bay	W	43-28	48,598
Oct. 7	At Washington	L	10-27	53,134
Oct. 13	At Philadelphia	L	7-30	48,186
Oct. 20	At Pittsburgh	L	10-23	56,478
Oct. 27	Houston	L	10-20	43,190
Nov. 4	Dallas	W	21-10	49,337
Nov. 10	At Tampa Bay	L	0-16	34,736
Nov. 17	Philadelphia	L	14-24	39,032
Nov. 24	N.Y. Giants	L	3-34	41,248
Nov. 28	At Dallas	L	17-35	54,125
Dec. 8	New Orleans	W	28-16	29,527
Dec. 15	At L.A. Rams	L	14-46	52,052
Dec. 21	Washington	L	16-27	28,090

278-414

Home: 4-4 (325,343). Away: 1-7 (435,805).

TEAM STATISTICS

	Cards	Opp.
Total First Downs.....	301	314
Rushing	108	115
Passing	171	169
Penalty	22	30
Total Net Yards.....	5086	5381
Avg. Per Game	317.9	336.3
Total Plays	1,016	1,045
Avg. Per Play	5.0	5.2
Net Yards Rushing.....	1974	2378
Avg. Per Game	123.4	148.6
Total Rushes	417	552
Net Yards Passing.....	3112	3003
Avg. Per Game	194.5	187.7
Sacked/Yards Lost	65/469	32/254
Gross Yards	3,581	3,257
Att./Comp./Pct.	534/296/55.4461/253/54.9	
Had Intercepted	18	13
Punts/Average.....	85/41.7	75/41.0
Penalties/Yards.....	101/816	88/744
Fumbles/Lost.....	36/16	28/14
Touchdowns.....	34	47
Rushing	14	11
Passing	19	34
Returns	1	2

SCORE BY PERIOD

	Q1	Q2	Q3	Q4	OT	Pts.
Team	67	73	48	87	3	278
Opponents	78	122	77	137	0	414

SCORING

	TD	R	P	R	PAT	FG	S	Pts.
Mitchell	10	7	3	0	0/0	0/0	0	60
O'Donoghue	0	0	0	0	19/19	10/18	0	49
Tilley	6	0	6	0	0/0	0/0	0	36
Green	5	0	5	0	0/0	0/0	0	30
Ferrell	4	2	2	0	0/0	0/0	0	24
Anderson	4	4	0	0	0/0	0/0	0	24
Bojovic	0	0	0	0	11/12	3/7	0	20
Washington	1	0	0	1	0/0	0/0	0	6
Duncan	1	0	1	0	0/0	0/0	0	6
J.T. Smith	1	0	1	0	0/0	0/0	0	6
Marsh	1	0	1	0	0/0	0/0	0	6
Harrington	1	1	0	0	0/0	0/0	0	6
Atkinson	0	0	0	0	3/3	0/3	0	3
Wright	0	0	0	0	0/0	0/0	1	2
Team	34	14	19	1	33/3412	28/1	278	
Opponents	47	11	34	2	46/4728	38/1	414	

PASSING

	Att.	Comp.	Yds.	Comp. %	Yds./Att.	TD	TD%	Int.	Int. %	Long	Sack/Lost	Rating
Lomax	471	266	3,214	56.5	6.82	18	3.8	12	2.5	47	61/442	79.9
Brunner	60	29	336	48.3	5.60	1	1.7	6	10.0	40	4/27	31.8
Mitchell	2	1	31	50.0	15.50	0	0.0	0	0.0	31	0/0	95.9
Birdsong	1	0	0	0.0	0.00	0	0.0	0	0.0	0	0/0	39.6
Team	534	296	3,581	55.4	6.71	19	3.6	18	3.4	47	65/469	74.1
Opponents	461	253	3,257	54.9	7.07	34	7.4	13	2.8	53	32/254	90.3

SACKS

Greer 7.0, Duda 5.5, Galloway 4.5, A. Baker 4.0, Nunn 3.0, L. Smith 3.0, Junior 2.0, Mays 2.0, Grooms 1.0.

Team 32.0, Opponents 65.0

RUSHING

	No.	Yds.	Avg.	Long	TD
Mitchell	183	1,006	5.5	64	7
Anderson	118	481	4.1	38	4
Ferrell	45	204	4.5	30	2
Lomax	32	125	3.9	23	0
Wolfey	24	64	2.7	11	0
Harrington	7	42	6.0	22	1
J.T. Smith	3	36	12.0	30	0
Brunner	3	8	2.7	8	0
Love	1	4	4.0	4	0
Green	1	2	2.0	2	0
Team	417	1,974	4.7	64	14
Opponents	552	2,378	4.3	80	11

RECEIVING

	No.	Yds.	Avg.	Long	TD
Green	50	683	13.9	47	5
Tilley	49	726	14.8	47	6
Mitchell	47	502	10.7	46	3
J.T. Smith	43	581	13.5	34	1
Marsh	37	355	9.6	23	1
Ferrell	25	277	11.1	30	2
Anderson	23	225	9.8	43	0
LaFleur	9	119	13.2	24	0
Duncan	4	39	9.8	14	1
Gray	3	22	7.3	12	0
Wolfey	2	18	9.0	17	0
Love	2	4	2.0	3	0
Mack	1	16	16.0	16	0
Novacek	1	4	4.0	4	0
Team	296	3,581	12.1	47	19
Opponents	253	3,257	12.9	53	34

INTERCEPTIONS

	No.	Yds.	Avg.	Long	TD
Junior	5	109	21.8	53	0
Young	3	0	0.0	0	0
L. Smith	2	73	36.5	67	0
Mack	2	10	5.0	10	0
Washington	1	48	48.0	48	1
Team	13	240	18.5	67	1
Opponents	18	247	13.7	68	1

PUNT RETURNS

	Ret.	FC	Yds.	Avg.	Long	TD
J.T. Smith	26	9	283	10.9	31	0
Mitchell	11	2	97	8.8	21	0
Nelson	2	0	14	7.0	8	0
Tilley	1	0	-1	-1.0	-1	0
Team	40	11	393	9.8	31	0
Opponents	50	12	457	9.1	26	0

KICKOFF RETURNS

	No.	Yds.	Avg.	Long	TD
Duncan	28	550	19.6	34	0
Mitchell	19	345	18.2	35	0
Wolfey	13	234	18.0	28	0
L. Smith	5	68	13.6	26	0
Harrington	4	77	19.3	35	0
J.T. Smith	4	59	14.8	33	0
Nelson	3	49	16.3	26	0
Novacek	1	20	20.0	20	0
Mumford	1	19	19.0	19	0
Team	78	1,421	18.2	35	0
Opponents	56	1,150	20.5	40	0

PUNTING

	No.	Yds.	Avg.	TD	In20	Lg	Bk.
Birdsong	85	3,545	41.7	8	20	67	2
Team	85	3,545	41.7	8	20	67	2
Opponents	75	3,077	41.0	5	12	64	0

FIELD GOALS

	1-19	20-29	30-39	40-49	50+
O'Donoghue	1-1	3-5	4-6	2-4	0-2
Atkinson	0-0	0-0	0-0	0-3	0-0
Bojovic	0-0	0-0	0-2	2-3	0-2
Team	1-1	3-5	4-8	2-4	0-4
Opponents	3-3	6-7	11-14	6-9	2-5

USUAL STARTING LINEUP

Offense	Defense
WR..... Pat Tilley	LEAL "Bubba" Baker
LT..... Luis Sharpe	LT... David Galloway
LG..... Doug Dawson	RT..... Mark Duda
C..... Randy Clark	RE..... Curtis Greer
RG..... Joe Bostic	LLB..... Niko Noga
RT...Tootie Robbins	MLB..... E.J. Junior
Lance Smith	RLB..... Freddie Joe
TE..... Doug Marsh	Nunn
WR..... Roy Green	LCB..... Cedric Mack
QB..... Neil Lomax	RCB..... Wayne Smith
RB...Otis Anderson	SS... Leonard Smith
Stump Mitchell	FS...Lonnie Young
RB..... Earl Ferrell	Benny Perrin
K...Neil O'Donoghue	P..... Carl Birdsong
Novo Bojovic	

NOTES

Though a 3-1 start looks promising, the Cards win only two of their final 12 contests to finish 5-11, spelling the end of **Jim Hanifan's** six-year (1980-85) tenure as head coach ... with former all-pro **RB Otis Anderson** injured, **RB Stump Mitchell** averages 96.9 yards rushing in final nine games en route to 1,006 yards and a 5.5-yard average per carry despite starting just eight contests ... **QB Neil Lomax** is sacked NFC-high 61 times ... Yugoslavian **K Novo Bojovic**, signed by the Cards during mid-season, kicks a 40-yard field goal to give the Cards a 3-0 first-quarter lead Nov. 24 vs. N.Y. Giants, chases down the football, spikes it in the end zone, then watches as teammates as Giants score 34 unanswered points in 34-3 defeat at the Meadowlands.

FINAL NFC EAST STANDINGS

Team	W	L	T	Pct.	Pts.	OP
Dallas	10	6	0	.625	357	333
N.Y. Giants*	10	6	0	.625	399	283
Washington	10	6	0	.625	297	312
Philadelphia	7	9	0	.438	286	310
St. Louis	5	11	0	.313	278	414

*Wild-card postseason qualifier



1986 (4-11-1)

HEAD COACH GENE STALLINGS

Sept. 7	L.A. Rams	L	10-16	40,347
Sept. 14	At Atlanta	L	13-33	46,463
Sept. 21	At Buffalo	L	10-17	65,762
Sept. 29	Dallas	L	7-31	49,077
Oct. 5	N.Y. Giants	L	6-13	40,562
Oct. 12	At Tampa Bay	W	30-19	33,307
Oct. 19	At Washington	L	21-28	53,494
Oct. 26	At Dallas	L	6-37	60,756
Nov. 2	Philadelphia	W	13-10	33,051
Nov. 9	At San Francisco	L	17-43	50,172
Nov. 16	New Orleans	L	7-16	32,069
Nov. 23	Kansas City	W	23-14	29,680
Nov. 30	Washington	L	17-20	35,637
Dec. 7	At Philadelphia	T	10-10 (OT)	50,148
Dec. 14	At N.Y. Giants	L	7-27	75,261
Dec. 21	Tampa Bay	W	21-17	23,957

Home: 3-5 (284,380). Away: 1-6-1 (435,363).

TEAM STATISTICS

	Cards	Opp.
Total First Downs.....	273	304
Rushing	102	125
Passing	149	149
Penalty	22	30
Total Net Yards.....	4503	4864
Avg. Per Game	281.4	304.0
Total Plays	994	1,037
Avg. Per Play	4.5	4.7
Net Yards Rushing.....	1787	2227
Avg. Per Game	111.7	139.2
Total Rushes	419	560
Net Yards Passing.....	2716	2637
Avg. Per Game	169.8	164.8
Sacked/Yards Lost	59/424	41/355
Gross Yards	3,140	2,992
Att./Comp./Pct.516/293/56.8436/215/49.3		
Had Intercepted	19	10
Punts/Average.....	92/37.1	83/42.5
Penalties/Yards.....	116/932	86/682
Fumbles/Lost.....	25/10	40/12
Touchdowns.....	27	40
Rushing	8	17
Passing	17	21
Returns	2	2

SCORE BY PERIOD

	Q1	Q2	Q3	Q4	OT	Pts.
Team	15	79	41	83	0	218
Opponents	82	106	64	99	0	351

SCORING

	TD	R	P	R	PAT	FG	S	Pts.
Lee	0	0	0	0	14/17	8/13	0	38
Green	6	0	6	0	0/0	0/0	0	36
J.T. Smith	6	0	6	0	0/0	0/0	0	36
Mitchell	5	5	0	0	0/0	0/0	0	30
Ferrell	3	0	3	0	0/0	0/0	0	18
Schubert	0	0	0	0	9/10	3/11	0	18
Sikahema	3	0	1	2	0/0	0/0	0	18
Anderson	2	2	0	0	0/0	0/0	0	12
Fox	1	0	1	0	0/0	0/0	0	6
Lomax	1	1	0	0	0/0	0/0	0	6
Team	27	8	17	2	23/2711	24/0	218	
Opponents	40	17	21	2	37/4024	32/1	351	

PASSING

	Att.	Comp.	Yds.	Comp. %	Yds./Att.	TD	TD%	Int.	Int. %	Long	Sack/Lost	Rating
Lomax	421	240	2,583	57.0	6.14	13	3.1	12	2.9	48t	52/381	73.4
Stout	91	52	542	57.1	5.96	3	3.3	7	7.7	24t	7/43	53.4
Mitchell	3	1	15	33.3	5.00	1	0.0	0	0.0	0	0/0	39.3
Arapostathis	1	0	0	0.0	0.00	0	0.0	0	0.0	0	0/0	39.6
Team	516	293	3,140	56.8	6.09	17	3.3	19	3.7	48t	59/424	70.3
Opponents	436	215	2,992	49.3	6.86	21	4.8	10	2.3	51	41/355	78.1

SACKS

A. Baker 10.0, Nunn 7.0, L. Smith 5.0, Galloway 5.0, Bell 4.0, C. Baker 3.5, Clasby 3.0, Noga 2.0.

Team 41.0, Opponents 59.0

RUSHING

	No.	Yds.	Avg.	Long	TD
Mitchell	174	800	4.6	44	5
Ferrell	124	548	4.4	25	0
Anderson	51	156	3.1	14	2
Lomax	35	148	4.2	18	1
Sikahema	16	62	3.9	23	0
Stout	7	53	7.6	17	0
Wolfley	8	19	2.4	8	0
Marsh	1	5	5.0	5	0
Green	2	-4	-2.0	1	0
Austin	1	0	0.0	0	0
Team	419	1,787	4.3	44	8
Opponents	560	2,227	4.0	54	17

RECEIVING

	No.	Yds.	Avg.	Long	TD
J.T. Smith	80	1,014	12.7	45	6
Ferrell	56	434	7.8	30t	3
Green	42	517	12.3	48t	6
Mitchell	41	276	6.7	24	0
Marsh	25	313	12.5	27	0
T. Johnson	14	203	14.5	39	0
Anderson	10	91	9.1	19	0
Fox	5	59	11.8	38t	1
Sikahema	10	99	9.9	27	1
Tilley	3	51	17.0	18	0
Holman	3	41	13.7	18	0
Wolfley	2	32	16.0	28	0
Sargent	1	8	8.0	8	0
Novacek	1	2	2.0	2	0
Team	293	3,140	10.7	48t	17
Opponents	215	2,992	13.9	51	21

INTERCEPTIONS

	No.	Yds.	Avg.	Long	TD
Mack	4	42	10.5	24	0
Washington	2	19	9.5	19	0
Carter	2	12	6.0	11	0
W. Smith	1	35	35.0	35	0
Le. Smith	1	13	13.0	13	0
Team	10	121	12.1	35	0
Opponents	19	271	14.3	78t	2

PUNT RETURNS

	Ret.	FC	Yds.	Avg.	Long	TD
Sikahema	43	16	522	12.1	71t	2
J.T. Smith	1	0	6	6.0	6	0
Carter	1	0	0	0.0	0	0
Team	45	16	528	11.7	71t	2
Opponents	44	20	296	6.7	22	0

KICKOFF RETURNS

	No.	Yds.	Avg.	Long	TD
Sikahema	37	847	22.9	44	0
Swanson	10	206	20.6	40	0
Mitchell	6	203	33.8	53	0
Fox	6	161	26.8	38	0
Johnson	3	46	15.3	25	0
Carter	2	21	10.5	14	0
Ferrell	3	41	13.7	27	0
Sargent	2	27	13.5	14	0
Holmes	1	2	2.0	2	0
Wolfley	0	-6	-6.0	-6	0
Team	70	1,548	22.1	53	0
Opponents	50	886	17.7	56	0

PUNTING

	No.	Yds.	Avg.	TB	In20	Lg	Blk.
Cater	61	2,271	37.2	4	16	52	1
Arapostathis	30	1,140	38.0	0	5	50	0
Team	92	3,411	37.1	4	21	52	1
Opponents	83	3,514	42.3	10	24	60	0

FIELD GOALS

	1-19	20-29	30-39	40-49	50+
Lee	0-0	2-3	5-6	1-4	0-0
Schubert	0-0	2-2	0-4	1-5	0-0
Team	0-0	4-5	5-10	2-9	0-0
Opponents	0-0	5-6	9-11	9-15	0-0

USUAL STARTING LINEUP

Offense	Defense
WR.....J.T. Smith	LE.....Bob Clasby
LT.....Luis Sharpe	NT.....Mark Duda
LG.....Derek Kennard	David Galloway
Ray Brown	RE...Al "Bubba" Baker
C.....Mike Ruether	LOLB.....Freddie Joe Nunn
Gene Chilton	
RG.....Joe Bostic	LILB.....E.J. Junior
RT.....Lance Smith	RILB.....Niko Noga
Tootie Robbins	ROLB....Charlie Baker
TE.....Doug Marsh	LCB..Lionel Washington
WR.....Roy Green	RCB.....Cedric Mack
QB.....Neil Lomax	Wayne Smith
RB.....Stump Mitchell	SS.....Leonard Smith
FB.....Earl Ferrell	FS.....Lonnie Young
K.....John Lee	P.....Greg Cater
Eric Schubert	

NOTES

Long-time Dallas assistant Gene Stallings named Cards' head coach ... injury-riddled squad manages 4-11-1 mark ... rookie 10th-round pick and RB Vai Sikahema (return specialist) and FB Ron Wolfley (special teams) voted to Pro Bowl ... Sikahema ties NFL record with two punt returns for touchdowns (71 and 60 yards) vs. Tampa Bay Dec. 21 ... WR J.T. Smith sets club single-season mark with 80 pass receptions ... just eight weeks removed from back surgery, 49ers quarterback Joe Montana makes spectacular return at Cards' expense, completing 13 of 19 passes for 270 yards and three touchdowns to Jerry Rice in 43-17 win at San Francisco Nov. 9.

FINAL NFC EAST STANDINGS

Team	W	L	T	Pct.	Pts.	OP
N.Y. Giants#	14	2	0	.875	371	236
Washington*	12	4	0	.750	368	296
Dallas	7	9	0	.438	346	337
Philadelphia	5	10	1	.344	256	312
St. Louis	4	11	1	.281	218	315

#Top NFC playoff seed
*Wild-card postseason qualifier

1987 (7-8)

HEAD COACH GENE STALLINGS

(Final season in St. Louis)

Sept. 13	Dallas	W	24-13	47,241
Sept. 20	At San Diego	L	24-28	47,998
Sept. 27	Indianapolis (not played)			
Oct. 4	At Washington	L	21-28	27,728
Oct. 11	New Orleans	W	24-19	11,795
Oct. 18	At S.F.	L	28-34	38,094
Oct. 25	At N.Y. Giants	L	7-30	74,391
Nov. 1	Philadelphia	L	23-28	24,586
Nov. 8	Tampa Bay	W	31-24	22,449
Nov. 15	L.A. Rams	L	24-27	27,730
Nov. 22	At Philadelphia	W	31-19	55,592
Nov. 29	At Atlanta	W	34-21	15,909
Dec. 6	Washington	L	17-34	31,324
Dec. 13	N.Y. Giants	W	28-24	29,623
Dec. 20	At Tampa Bay	W	31-14	32,046
Dec. 27	At Dallas	L	16-21	36,788
Average: 362-368				
Home: 4-3 (194,748). Away: 3-5 (328,536).				

TEAM STATISTICS

	Cards	Opp.
Total First Downs	325	306
Rushing	115	116
Passing	189	168
Penalty	21	22
Total Net Yards	5326	5384
Avg. Per Game	355.1	358.9
Total Plays	1,045	1,023
Avg. Per Play	5.1	5.3
Net Yards Rushing	1873	2001
Avg. Per Game	124.9	133.4
Total Rushes	462	492
Net Yards Passing	3453	3383
Avg. Per Game	230.2	225.5
Sacked/Yards Lost	54/397	41/285
Gross Yards	3,850	3,668
Att./Comp./Pct. 529/305/57.7	490/276/56.3	
Had Intercepted	15	14
Punts/Average	70/38.0	74/41.2
Penalties/Yards	101/797	88/718
Fumbles/Lost	23/12	34/19
Touchdowns	46	48
Rushing	15	16
Passing	25	30
Returns	6	2

SCORE BY PERIOD

	Q1	Q2	Q3	Q4	OT	Pts.
Team	67	127	103	107	0	362
Opponents	90	88	103	87	0	368

SCORING

	TD	R	P	R	PAT	FG	S	Pts.
Gallery	0	0	0	0	30/31	9/19	0	57
J. Smith	8	0	0	0	0/0	0/0	0	48
Del Greco St.L.	0	0	0	0	8/9	4/5	0	20
Ferrell	7	7	0	0	0/0	0/0	0	42
Awalt	6	0	0	0	0/0	0/0	0	36
Mitchell	5	3	2	0	0/0	0/0	0	30
Green	4	0	4	0	0/0	0/0	0	24
McAdoo	4	3	0	1	0/0	0/0	0	24
Novacek	3	0	3	0	0/0	0/0	0	18
T. Johnson	2	0	2	0	0/0	0/0	0	12
Staurovsky	0	0	0	0	6/6	1/3	0	9
Garza	1	1	0	0	0/0	0/0	0	6
Jackson	1	0	1	0	0/0	0/0	0	6
N. Noga	1	0	0	1	0/0	0/0	0	6
P. Noga	1	0	0	1	0/0	0/0	0	6
Le. Smith	1	0	0	1	0/0	0/0	0	6
Sikahema	1	0	0	1	0/0	0/0	0	6
Wolfley	1	1	0	0	0/0	0/0	0	6
Team	46	15	25	6	44/4614	27/0	362	
Opponents	48	16	30	2	45/4811	18/1	368	

PASSING

	Att.	Comp.	Yds.	Comp. %	Yds./Att.	TD	TD%	Int.	Int. %	Long	Sack/Lost	Rating
Lomax	463	275	3,387	59.4	7.32	24	5.2	12	2.6	57	48/350	88.5
Halloran	42	18	263	42.9	6.26	0	0.0	1	2.4	49	5/34	54.0
Garza	20	11	183	55.0	9.15	1	5.0	2	10.0	38t	1/13	63.1
Mitchell	3	1	17	33.3	5.67	0	0.0	0	0.0	17	0/0	53.5
Stoudt	1	0	0	0.0	0.00	0	0.0	0	0.0	0	0/0	39.6
Team	529	305	3,850	57.6	7.27	25	4.7	15	2.8	57	54/397	84.4
Opponents	490	276	3,668	56.3	7.49	30	6.1	14	2.9	88t	41/285	88.7

SACKS

Nunn 11.0, Greer 6.0, Clasby 4.5, N. Noga 3.0, Saddler 3.0, Garalczyk 2.5, Junior 2.0, Le. Smith 2.0, Scotts 2.0, Alvord 1.5, Bell 1.0, Galloway 1.0, Mack 1.0, Dulin 0.5.

Team 41.0, Opponents 54.0

RUSHING

	No.	Yds.	Avg.	Long	TD
Mitchell	203	781	3.8	42	3
Ferrell	113	512	4.5	35t	7
McAdoo	53	230	4.3	17	3
Lomax	29	107	3.7	19	0
Sargent	18	90	5.0	16	0
Wolfley	26	87	3.3	8	1
Green	2	34	17.0	26	0
Garza	8	31	3.9	10	1
Ro. Brown	1	9	9.0	9	0
T. Johnson	1	9	9.0	9	0
Cater	2	3	1.5	11	0
Stoudt	1	-2	-2.0	-2	0
Awalt	2	-9	-4.5	-1	0
Halloran	3	-9	-3.0	2	0
Team	462	1,873	4.1	42	15
Opponents	492	2,001	4.1	47t	16

RECEIVING

	No.	Yds.	Avg.	Long	TD
J.T. Smith	91	1,117	12.3	38	8
Mitchell	45	397	8.8	39	2
Green	43	731	17.0	57	4
Awalt	42	526	12.5	35	6
Ferrell	23	262	11.4	36	0
Novacek	20	254	12.7	25	3
T. Johnson	15	308	20.5	49t	2
Holmes	11	132	12.0	23	0
Wolfley	8	68	8.5	16	0
Sargent	2	19	9.5	10	0
Ro. Brown	2	16	8.0	9	0
McAdoo	2	12	6.0	6	0
Harris	1	8	8.0	8	0
Team	305	3,850	12.6	57	25
Opponents	276	3,668	13.3	88t	30

INTERCEPTIONS

	No.	Yds.	Avg.	Long	TD
Curtis	5	65	13.0	31	0
Mack	2	0	0.0	0	0
P. Noga	1	60	60.0	60t	1
Junior	1	25	25.5	25	0
Bell	1	13	13.0	13	0
Mathis	1	4	4.0	4	0
Carter	1	0	0.0	0	0
Saddler	1	0	0.0	0	0
Young	1	0	0.0	0	0
Team	14	167	11.9	60t	1
Opponents	15	227	15.1	63	0

PUNT RETURNS

	Ret.	FC	Yds.	Avg.	Long	TD
Sikahema	44	7	550	12.5	76t	1
Team	44	7	550	12.5	76t	1
Opponents	36	8	489	13.6	81t	1

KICKOFF RETURNS

	No.	Yds.	Avg.	Long	TD
Sikahema	34	761	22.4	50	0
McAdoo	23	444	19.3	30	0
Sargent	3	37	12.3	27	0
Ro. Brown	1	40	40.0	40	0
Ferrell	1	10	10.0	10	0
Holmes	1	25	25.5	25	0
Team	63	1,317	20.9	50	0
Opponents	59	1,063	18.0	66	0

PUNTING

	No.	Yds.	Avg.	TBIn20	Lg	Blk.
Horne (St.L.)	24	971	40.5	3	4	51 0
Cater	39	1,470	37.7	2	10	68 1
Royals	6	222	37.0	0	2	46 0
Team	69	2,663	38.6	5	16	68 1
Opponents	74	3,049	41.2	6	18	63 0

FIELD GOALS

	1-1920	20-29	30-39	40-49	50+
Del Greco (G.B.)	0-0	1-2	2-4	2-4	0-0
Del Greco (St. L.)	0-0	2-3	2-2	0-0	0-0
Gallery	0-0	4-5	2-7	3-7	0-0
Staurovsky	0-0	1-2	0-0	0-1	0-0
Team	0-0	7-10	4-9	3-8	0-0
Opponents	0-0	7-7	2-3	2-6	0-0

USUAL STARTING LINEUP

Offense	Defense
WR.....J.T. Smith	LE...Freddie Joe Nunn
LT.....Luis Sharpe	LT.....Bob Clasby
LG.....Todd Peat	RT.....Steve Alvord
	Joe Bostic
	Mark Duda
RG.....Derek Kennard	RE.....Curtis Greer
	Lance Smith
	David Galloway
TE.....Tootie Robbins	LLB.....Anthony Bell
	Rob Awalt
	MLB.....Niko Noga
	Jay Novacek
	RLB.....E.J. Junior
WR.....Roy Green	LCB.....Carl Carter
QB.....Neil Lomax	RCB.....Cedric Mack
RB.....Stump Mitchell	SS.....Leonard Smith
FB.....Earl Ferrell	FS.....Lonnie Young
K.....Jim Gallery	P.....Greg Horne

NOTES

Final season in St. Louis ... 21-16 loss in season finale at Dallas completes 7-8 record to deprive club of first playoff berth in five seasons ... Cards defeat defending Super Bowl champ N.Y. Giants 27-24 in final appearance in Busch Stadium Dec. 13 ... players' strike mandates playing three games with replacement rosters ... Cards launch greatest fourth-quarter comeback in NFL history in 31-28 win over Tampa Bay Nov. 8, rallying from a 28-3 deficit after three periods ... QB Neil Lomax completes 10 of 16 passes for 164 and three touchdowns in the fourth quarter as Cards score 28 unanswered points ... WR J.T. Smith breaks own club mark of 80 pass receptions with league-high 91 catches (1,117 yards) ... Ram RB Charles White sets Card opponent record with 213 rushing yards Nov. 15.

FINAL NFC EAST STANDINGS

Team	W	L	T	Pct.	Pts.	OP
Washington	11	4	0	.733	379	285
Dallas	7	8	0	.467	340	348
St. Louis	7	8	0	.467	362	368
Philadelphia	7	8	0	.467	337	380
N.Y. Giants	6	9	0	.400	280	312



1988 (7-9)

HEAD COACH GENE STALLINGS
(First season in Arizona)

Sept. 4	At Cincinnati	L	14-21	50,404
Sept. 12	Dallas	L	14-17	67,139
Sept. 18	At Tampa Bay	W	30-24	35,034
Sept. 25	Washington	W	30-21	61,973
Oct. 2	At L.A. Rams	W	41-27	49,830
Oct. 9	Pittsburgh	W	31-14	53,278
Oct. 16	At Washington	L	17-33	54,402
Oct. 23	Cleveland	L	21-29	61,261
Oct. 30	At Dallas	W	16-10	42,196
Nov. 6	San Francisco	W	24-23	64,544
Nov. 13	N.Y. Giants	W	24-17	65,324
Nov. 20	At Houston	L	20-38	43,843
Nov. 27	At Philadelphia	L	21-31	57,918
Dec. 4	At N.Y. Giants	L	7-44	73,438
Dec. 10	Philadelphia	L	17-23	54,832
Dec. 18	Green Bay	L	17-26	44,586
			344-398	

Home: 4-4 (472,937). Away: 3-5 (407,065).

TEAM STATISTICS

	Cards	Opp.
Total First Downs.....	336	301
Rushing	122	110
Passing	195	171
Penalty	19	20
Total Net Yards.....	5807	5169
Avg. Per Game	362.9	323.1
Total Plays	1,102	1,014
Avg. Per Play	5.3	5.1
Net Yards Rushing.....	2027	1925
Avg. Per Game	126.7	120.3
Total Rushes	480	467
Net Yards Passing.....	3780	3244
Avg. Per Game	236.3	202.8
Sacked/Yards Lost	40/411	39/295
Gross Yards	4,191	3,539
Att./Comp./Pct.	562/322/57.3	508/264/52.0
Had Intercepted	19	16
Punts/Average.....	80/40.3	83/41.1
Penalties/Yards.....	99/790	103/770
Fumbles/Lost.....	34/16	20/13
Touchdowns.....	44	51
Rushing	15	19
Passing	26	30
Returns	3	2

SCORE BY PERIOD

	Q1	Q2	Q3	Q4	OT	Pts.
Team	67	114	51	112	0	344
Opponents	101	106	84	107	0	398

SCORING

	TD	R	P	R	PAT	FG	S	Pts.
Del Greco	0	0	0	0	42/44	12/21	0	78
Ferrell	9	7	2	0	0/0	0/0	0	54
Green	7	0	7	0	0/0	0/0	0	42
S. Mitchell	5	4	1	0	0/0	0/0	0	30
J.T. Smith	5	0	5	0	0/0	0/0	0	30
Awalt	4	0	4	0	0/0	0/0	0	24
Novacek	4	0	4	0	0/0	0/0	0	24
Jordan	3	3	0	0	0/0	0/0	0	18
Jones	3	0	3	0	0/0	0/0	0	18
Junior	1	0	1	0	0/0	0/0	0	6
Lomax	1	1	0	0	0/0	0/0	0	6
Mack	1	0	1	0	0/0	0/0	0	6
Saddler	1	0	1	0	0/0	0/0	0	6
Harvey	0	0	0	0	0/0	0/0	1	2
Team	44	15	26	3	42/44	12/21	0	344
Opponents	51	19	30	2	47/51	13/23	0	398

PASSING

	Att.	Comp.	Yds.	Comp. %	Yds./Att.	TD	TD%	Int.	Int. %	Long	Sack/Lost	Rating
Lomax	443	255	3,395	57.6	7.66	20	4.5	11	2.5	93t	46/315	86.7
Stout	113	63	747	55.8	6.61	6	5.3	8	7.1	52t	13/85	64.3
Tupa	6	4	49	66.7	8.17	0	0.0	0	0.0	22t	1/11	91.7
Team	562	322	4,191	57.3	7.46	26	4.6	19	3.4	93t	60/411	82.2
Opponents	508	264	3,539	52.0	6.97	30	5.9	16	3.1	61t	39/295	81.0

SACKS

Nunn 14, Harvey 6, Clasby 5, Alvord 2, Galloway 2, Junior 2, Mc Donald 2, Saddler 2, Bell 1, Curtis 1, Hunley 1, Noga 1.
Team 39, Opponents 60

RUSHING

	No.	Yds.	Avg.	Long	TD
Ferrell	202	924	4.6	47	7
S. Mitchell	164	726	4.4	47	4
Jordan	61	160	2.6	12	3
Stout	14	57	4.1	14	0
Lomax	17	55	3.2	13	1
Wolfley	9	43	4.8	20	0
Horne	3	20	6.7	20	0
J.T. Smith	1	15	15.0	15	0
Novacek	1	10	10.0	10	0
Del Greco	1	8	8.0	8	0
Jeffery	3	8	2.7	9	0
Green	4	1	0.3	18	0
Team	480	2,027	4.2	47	15
Opponents	467	1,925	4.1	52	19

RECEIVING

	No.	Yds.	Avg.	Long	TD
J. Smith	83	986	11.9	29	5
Green	68	1,097	16.1	52	7
Awalt	39	454	11.6	52t	4
Novacek	38	569	15.0	42t	4
Ferrell	38	315	8.3	30	2
S. Mitchell	25	214	8.6	28	1
Jones	23	496	21.6	93t	3
Jordan	4	24	6.0	12	0
Wolfley	2	11	5.5	8	0
Moore	1	15	15.0	15	0
Holmes	1	10	10.0	10	0
Team	322	4,191	13.0	93t	26
Opponents	264	3,539	13.4	61t	30

INTERCEPTIONS

	No.	Yds.	Avg.	Long	TD
Mack	3	33	11.0	12	0
Carter	3	0	0.0	0	0
McDonald	2	11	5.5	11	0
Lyles	2	0	0.0	0	0
Curtis	1	18	18.0	18	0
Le. Smith	1	15	15.0	15	0
Clasby	1	7	7.0	7	0
Junior	1	2	2.0	2	0
Young	1	2	2.0	2	0
R. Mitchell	1	0	0.0	0	0
Team	16	88	5.5	18	0
Opponents	19	264	13.9	39	0

PUNT RETURNS

	Ret.	FC	Yds.	Avg.	Long	TD
Sikahema	33	8	341	10.3	28	0
J. Smith	17	2	119	7.0	15	0
Hunley	1	0	3	3.0	3	0
McAdoo	1	0	0	0.0	0	0
McDonald	0	1	0	0.0	0	0
Team	52	11	463	8.9	28	0
Opponents	41	11	416	10.1	63t	1

KICKOFF RETURNS

	No.	Yds.	Avg.	Long	TD
Sikahema	23	475	20.7	39	0
McAdoo (TB)	13	311	23.9	32	0
McAdoo	9	203	22.6	32	0
Jones	11	147	13.4	22	0
S. Mitchell	10	221	22.1	41	0
Clark	2	10	5.0	7	0

KICKOFF RETURNS (CONT.)

	No.	Yds.	Avg.	Long	TD
Ferrell	2	25	12.5	14	0
Jeffery	1	11	11.0	11	0
Phillips	1	4	4.0	4	0
Schillinger	1	10	10.0	10	0
Team	60	1,106	18.4	41	0
Opponents	65	1,379	21.2	92t	1

PUNTING

	No.	Yds.	Avg.	TB In20	Lg Blk.
Horne	79	3,228	40.9	-9	16
Team	80	3,228	40.3	9	16
Opponents	83	3,434	41.1	10	18

FIELD GOALS

	1-19	20-29	30-39	40-49	50+
Del Greco	1-1	4-6	3-3	3-9	1-2
Team	1-1	4-6	3-3	3-9	1-2
Opponents	0-0	5-6	4-5	4-11	0-0

USUAL STARTING LINEUP

Offense	Defense
WR J.T. Smith	LE Rod Saddler
LT Luis Sharpe	David Galloway
LG Todd Peat	LT Bob Clasby
C Derek Kennard	RT Rod Saddler
RG Lance Smith	Steve Alvord
RT Tootie Robbins	RE Freddie Joe Nunn
TE Rob Awalt	LLB Anthony Bell
WR Roy Green	MLB Niko Noga
QB Neil Lomax	RLB E.J. Junior
RB Stump Mitchell	LCB Carl Carter
FB Earl Ferrell	RCB Cedric Mack
K Al Del Greco	SS Tim McDonald
	FS Lonnie Young
	P Greg Horne

NOTES

After 18 seasons in St. Louis (1960-87), Cards relocate to Arizona to play in Sun Devil Stadium at Arizona State University ... Hall of Famer **Larry Wilson** named vice president and general manager ... victories over three most recent Super Bowl champions—N.Y. Giants, Washington, and San Francisco—and 7-4 start (best since 1976) overshadowed by five consecutive losses to end season ... signature victory by overcoming 23-0 third-quarter deficit to down San Francisco 24-23 on a touchdown pass from QB **Neil Lomax** to **WR Roy Green** with three seconds left ... a national "Monday Night Football" audience and capacity Sun Devil Stadium crowd witness the Cards' inaugural regular-season game in Arizona, a 17-14 Dallas victory ... Cards gain first home victory in new venue with 30-21 upset of defending Super Bowl champion Washington Sept. 25.

FINAL NFC EAST

STANDINGS

Team	W	L	T	Pct.	Pts.	OP
Philadelphia	10	6	0	.625	379	319
N.Y. Giants	10	6	0	.625	359	304
Washington	7	9	0	.438	345	387
Phoenix	7	9	0	.438	344	398
Dallas	3	13	0	.188	265	381



1989 (5-11)

HEAD COACH GENE STALLINGS

(11 GAMES)

HEAD COACH HANK KUHLMANN

(5 GAMES)

Sept. 10	At Detroit	W	16-13	36,735
Sept. 17	At Seattle	W	34-24	60,444
Sept. 24	At N.Y. Giants	L	7-35	75,742
Oct. 1	San Diego	L	13-24	44,201
Oct. 8	At Washington	L	28-30	53,335
Oct. 15	Philadelphia	L	5-17	42,620
Oct. 22	Atlanta	W	34-20	33,894
Oct. 29	At Dallas	W	19-10	44,431
Nov. 5	N.Y. Giants	L	13-20	46,588
Nov. 12	Dallas	W	24-20	49,657
Nov. 19	At L.A. Rams	L	14-37	53,197
Nov. 26	Tampa Bay	L	13-14	33,276
Dec. 3	Washington	L	10-29	38,870
Dec. 10	At L.A. Raiders	L	14-16	41,785
Dec. 17	Denver	L	0-37	56,071
Dec. 24	At Philadelphia	L	14-31	43,287
			258-377	

Home: 2-6 (345,198). Away: 3-5 (408,935).

TEAM STATISTICS

	Cards	Opp.
Total First Downs.....	263	329
Rushing	83	113
Passing	157	185
Penalty	22	31
Total Net Yards.....	4641	5877
Avg. Per Game	290.1	367.3
Total Plays	986	1,100
Avg. Per Play	4.7	5.3
Net Yards Rushing.....	1361	2302
Avg. Per Game	85.1	143.9
Total Rushes	407	539
Net Yards Passing.....	3280	3575
Avg. Per Game	205.0	223.4
Sacked/Yards Lost	56/379	30/219
Gross Yards	3,659	3,794
Att./Comp./Pct.523/279/53.3531/286/53.9		
Had Intercepted	30	16
Punts/Average.....	82/43.6	76/41.5
Penalties/Yards.....	113/856	106/916
Fumbles/Lost.....	24/14	18/11
Touchdowns.....	29	41
Rushing	10	12
Passing	17	24
Returns	2	5

SCORE BY PERIOD

	Q1	Q2	Q3	Q4	OT	Pts.
--	----	----	----	----	----	------

Team	43	76	51	88	0	258
Opponents	68	99	90	120	0	377

SCORING

	TD	R	P	R	PAT	FG	S	Pts.
Del Greco	0	0	0	0	28/29	18/26	0	82
Green	7	0	7	0	0/0	0/0	0	42
Ferrell	6	6	0	0	0/0	0/0	0	36
J.T. Smith	5	0	5	0	0/0	0/0	0	30
Jones	3	0	3	0	0/0	0/0	0	18
Jordan	2	2	0	0	0/0	0/0	0	12
Hogeboom	1	1	0	0	0/0	0/0	0	6
Holmes	1	0	1	0	0/0	0/0	0	6
McDonald	0	0	0	1	0/0	0/0	0	6
Novacek	1	0	1	0	0/0	0/0	0	6
Wolfey	1	1	0	0	0/0	0/0	0	6
Zordich	0	0	0	1	0/0	0/0	0	6
Wilson	0	0	0	0	0/0	0/0	1	2
Team	27	10	7	2	28/29	18/26	1	258
Opponents	36	12	24	5	40/41	29/42	3	377

PASSING

	Att.	Comp.	Yds.	Comp. %	Yds./Att.	TD	TD%	Int.	Int. %	Long	Sack/Lost	Rating
Hogeboom	364	204	2,591	56.0	7.12	14	3.8	19	5.2	59t	40/266	69.5
Tupa	134	65	973	48.5	7.26	3	2.2	9	6.7	77t	14/94	52.2
Rosenbach	22	9	95	40.9	4.32	0	0.0	1	4.5	24	2/19	35.2
Awalt	1	0	0	0.0	0.00	0	0.0	0	100.0	0	0/0	0.0
Camarillo	1	1	0	100.0	0.00	0	0.0	0	0.0	0	0/0	79.2
Sikahema	1	0	0	0.0	0.00	0	0.0	0	0.0	0	0/0	39.6
Team	523	279	3,659	53.3	7.00	17	3.3	30	5.7	77t	56/379	62.6
Opponents	531	286	3,794	53.9	7.15	24	4.5	16	3.0	75t	30/219	79.2

SACKS

Harvey 7.0, Galloway 5.5, Nunn 5.0, Saddler 3.5, Bell 2.0, Clasby 2.0, Hill 1.0, Mack 1.0, Wahler 1.0, Wilson 1.0, Zordich 1.0.
Team 30.0, Opponents 56.0

RUSHING

	No.	Yds.	Avg.	Long	TD
Ferrell	149	502	3.4	44t	6
Jordan	83	211	2.5	15	2
S. Mitchell	43	165	3.8	14	0
Sikahema	38	145	3.8	27	0
Hogeboom	27	89	3.3	15	1
Tupa	15	75	5.0	13	0
Clark	10	42	4.2	9	0
Wolfey	13	36	2.8	5t	1
Baker	20	31	1.6	6	0
Rosenbach	6	26	4.3	8	0
J.T. Smith	2	21	10.5	11	0
Jones	1	18	18.0	18	0
Team	407	1,361	3.3	44t	10
Opponents	539	2,302	4.3	51	12

RECEIVING

	No.	Yds.	Avg.	Long	TD
J.T. Smith	62	778	12.5	31	5
Jones	45	838	18.6	72t	3
Green	44	703	16.0	59t	7
Awalt	33	360	10.9	28	0
Sikahema	23	245	10.7	37	0
Novacek	23	225	9.8	30	1
Ferrell	18	122	6.8	25	0
Holmes	13	271	20.8	77t	1
Jordan	6	20	3.3	8	0
Wolfey	5	38	7.6	22	0
Baker	2	18	9.0	9	0
McConkey	2	18	9.0	10	0
S. Mitchell	1	10	10.0	10	0
Usher	1	8	8.0	8	0
Reeves	1	5	5.0	5	0
Team	279	3,659	13.1	77t	17
Opponents	286	3,794	13.3	75t	24

INTERCEPTIONS

	No.	Yds.	Avg.	Long	TD
McDonald	7	170	24.3	53t	1
Mack	4	15	3.8	9	0
Downs	1	37	37.0	37	0
Young	1	32	32.0	32	0
Zordich	1	16	16.0	16t	1
Wahler	1	5	5.0	5	0
Carter	1	0	0.0	0	0
Team	16	275	17.2	53t	2
Opponents	30	327	10.9	59t	3

PUNT RETURNS

	Ret.	FC	Yds.	Avg.	Long	TD
Sikahema	37	13	433	11.7	53	0
Usher(Phx.)	1	0	10	10.0	10	0
Jones	1	0	13	13.0	13	0
McConkey	1	0	13	13.0	13	0
Team	40	13	469	11.7	53	0
Opponents	46	18	371	8.1	20	0

KICKOFF RETURNS

	No.	Yds.	Avg.	Long	TD
Sikahema	43	874	20.3	52	0
Usher(S.D./Phx.)	27	506	18.7	33	0
Usher(Phx.)	17	347	20.4	33	0
Baker	11	245	22.3	33	0
Jones	7	124	17.7	27	0
McConkey	2	40	20.0	21	0
Carr	1	15	15.0	15	0
Clark	1	0	0.0	0	0

KICKOFF RETURNS (CONT.)

	No.	Yds.	Avg.	Long	TD
Reeves	6	280	46.7	39.8	0
Team	83	1,650	19.9	52	0
Opponents	57	1,193	20.9	49	0

PUNTING

	No.	Yds.	Avg.	Net	TBIn	20	Lg	Blk.
Tupa	6	280	46.7	39.8	0	2	51	0
Camarillo	76	3,298	43.4	37.5	6	21	58	0
Team	823	57,843	6	37.6	6	23	58	0
Opponents	763	15,541	5	33.8	6	22	64	1

FIELD GOALS

	1-19	20-29	30-39	40-49	50+
Del Greco	0-0	7-7	5-6	5-11	1-2
Team	0-0	7-7	5-6	5-11	1-2
Opponents	0-0	9-9	17-19	3-11	0-1

USUAL STARTING LINEUP

Offense	Defense
WR.....J.T. Smith	LE.....Freddie Joe Nunn
LT.....Luis Sharpe	LT.....Rod Saddler
LG.....Mike Zandofsky	RT.....Jim Wahler
	Joe Wolf
C.....Derek Kennard	RE.....David Galloway
	Karl Wilson
RG.....Lance Smith	LLB.....Anthony Bell
RT.....Tootie Robbins	MLB.....Eric Hill
	Joe Wolf
TE.....Rob Awalt	LCB.....Cedric Mack
WR.....Roy Green	RCB.....Carl Carter
QB.....Gary Hogeboom	SS.....Tim McDonald
RB.....Tony Jordan	FS.....Michael Zordich
	Stump Mitchell
	Lonnie Young
FB.....Earl Ferrell	P.....Rich Camarillo
K.....Al Del Greco	

NOTES

After a 2-0 start and 5-5 mark after 10 games, Head Coach **Gene Stallings** resigns after 37-14 loss to L.A. Rams dips Cards' slate to 5-6 ... Cards lose next five games under interim head coach **Hank Kuhlmann** ... QB **Neil Lomax** forced to sidelines for entire season due to career-ending arthritic condition in left hip ... only four Cardinals start all 16 games as 21 players who started at least one game miss playing time ... Cards sweep first season series against Cowboys since 1970 with 19-10 win at Dallas and 24-20 victory in Arizona ... FB **Ron Wolfley** named to unprecedented fourth consecutive Pro Bowl for kamikaze-like play on special teams.

FINAL NFC EAST STANDINGS

Team	W	L	T	Pct.	Pts.	OP
N.Y. Giants	12	4	0	.750	348	252
Philadelphia*	11	5	0	.688	342	274
Washington	10	6	0	.625	386	308
Phoenix	5	11	0	.313	258	377
Dallas	1	15	0	.063	204	393

*Wild-card playoff qualifier



1990 (5-11)

HEAD COACH JOE BUGEL

Sept. 9	At Washington	L	0-31	52,649
Sept. 16	At Philadelphia	W	23-21	64,396
Sept. 23	At New Orleans	L	7-28	61,110
Sept. 30	Washington	L	10-38	49,303
Oct. 7	Open Date			
Oct. 14	Dallas	W	20-33	45,235
Oct. 21	At N.Y. Giants	L	19-20	76,518
Oct. 28	Chicago	L	21-31	71,233
Nov. 4	At Miami	L	3-23	54,924
Nov. 11	At Buffalo	L	14-45	74,904
Nov. 18	Green Bay	L	21-24	46,878
Nov. 25	New England	W	34-14	30,110
Dec. 2	Indianapolis	W	20-17	31,885
Dec. 9	At Atlanta	W	24-13	36,222
Dec. 16	At Dallas	L	10-41	60,190
Dec. 23	N.Y. Giants	L	21-24	41,212
Dec. 29	Philadelphia	L	21-23	31,796

268-396

Home: 3-5 (347,652). Away: 2-6 (480,913).

TEAM STATISTICS

	Cards	Opp.
Total First Downs.....	270	306
Rushing	115	140
Passing	135	146
Penalty	20	20
Total Net Yards.....	4742	5216
Avg. Per Game	296.4	326.0
Total Plays	935	959
Avg. Per Play	5.1	5.4
Net Yards Rushing.....	1912	2318
Avg. Per Game	119.5	144.9
Total Rushes	452	521
Net Yards Passing.....	2833	2898
Avg. Per Game	177.1	181.1
Sacked/Yards Lost	43/285	36/232
Gross Yards	3,118	3,130
Att./Comp./Pct. 439/238/54.2402/233/58.0		
Had Intercepted	18	16
Punts/Average.....	67/42.8	63/43.6
Penalties/Yards.....	96/883	96/834
Fumbles/Lost.....	25/14	28/11
Touchdowns.....	31	50
Rushing	13	20
Passing	16	29
Returns	2	1

SCORE BY PERIOD

	Q1	Q2	Q3	Q4	OT	Pts.
Team	27	81	65	95	0	268
Opponents	88	113	79	116	0	396

SCORING

	TD	R	P	R	PAT	FG	S	Pts.
Del Greco	0	0	0	0	31/3117/270	82		
Johnson	5	5	0	0	0/0	0/0	0	30
Green	4	0	4	0	0/0	0/0	0	24
Jones	4	0	4	0	0/0	0/0	0	24
Proehl	4	0	4	0	0/0	0/0	0	24
Thompson	4	4	0	0	0/0	0/0	0	24
Rosenbach	3	3	0	0	0/0	0/0	0	18
Flagler	2	1	1	0	0/0	0/0	0	12
J.T. Smith	2	0	2	0	0/0	0/0	0	12
Turner	2	0	2	0	0/0	0/0	0	12
Sharpe	1	0	1	0	0/0	0/0	0	6
Team	31	13	16	2	31/3117/270268			
Opponents	50	20	29	1	48/5016/200396			

PASSING

	Att.	Comp.	Yds.	Comp. %	Yds./Att.	TD	TD%	Int.	Int. %	Long	Sack/Lost	Rating
Rosenbach	437	237	3,098	54.2	7.09	16	3.7	17	3.9	68t	43/285	72.8
Green	1	1	20	100.0	20.00	0	0.0	0	0.0	20	0/0	118.8
Johnson	1	0	0	0.0	0.00	0	0.0	1	100.0	0	0/0	0.0
Team	439	238	3,118	54.2	7.10	16	3.6	18	4.1	68t	43/285	71.9
Opponents	402	233	3,130	58.0	7.79	29	7.2	16	4.0	67t	36/232	90.3

SACKS

Harvey 10.0, Nunn 9.0, Saddler 4.0, Bell 3.0, Jax 3.0, Wahler 2.5, Hill 1.5, Hairston 1.0, Mack 1.0, Osborne 1.0.
Team 36.0, Opponents 43.0

RUSHING

	No.	Yds.	Avg.	Long	TD
Johnson	234	926	4.0	41	5
Rosenbach	86	470	5.5	25	3
Thompson	106	390	3.7	40	4
Flagler	13	85	6.5	29t	1
Jones	4	33	8.3	15	0
Sikahema	3	8	2.7	4	0
Proehl	1	4	4.0	4	0
J.T. Smith	1	4	4.0	4	0
Woffley	2	3	1.5	2	0
Tupa	1	0	0.0	0	0
Camarillo	1	-11	-11.0	-11	0
Team	452	1,912	4.2	41	13
Opponents	521	2,318	4.4	43	20

RECEIVING

	No.	Yds.	Avg.	Long	TD
Proehl	56	802	14.3	45t	4
Green	53	797	15.0	54	4
Jones	43	724	16.8	68t	4
Johnson	25	241	9.6	35	0
J.T. Smith	18	225	12.5	45t	2
Reeves	18	126	7.0	16	0
Flagler	13	130	10.0	21	1
Sikahema	7	51	7.3	13	0
Thompson	2	11	5.5	6	0
Jordan	2	10	5.0	6	0
Sharpe	1	1	1.0	1t	1
Team	238	3,118	13.1	68t	16
Opponents	233	3,130	13.4	67t	29

INTERCEPTIONS

	No.	Yds.	Avg.	Long	TD
McDonald	4	63	15.8	38	0
Taylor	3	50	16.7	34	0
Mack	2	53	26.5	39	0
Young	2	8	4.0	5	0
Jax	2	5	2.5	4	0
Turner	1	70	70.0	47t	2
Zordich	1	25	25.0	25	0
Bell	1	0	0.0	0	0
Team	16	274	17.1	47t	2
Opponents	18	201	11.2	57t	1

PUNT RETURNS

	Ret.	FC	Yds.	Avg.	Long	TD
Sikahema	36	6	306	8.5	20	0
J.T. Smith	3	0	34	11.3	16	0
Proehl	1	1	2	2.0	2	0
Team	40	7	342	8.6	20	0
Opponents	41	11	258	6.3	27	0

KICKOFF RETURNS

	No.	Yds.	Avg.	Long	TD
Sikahema	27	544	20.1	32	0
Centers	16	272	17.0	26	0
Flagler	10	167	16.7	27	0
Proehl	4	53	13.3	15	0
Jax	2	17	8.5	9	0
Green	1	15	15.0	15	0
Team	60	1,068	17.8	32	0
Opponents	56	1,060	18.9	39	0

PUNTING

	No.	Yds.	Avg.	Net	TB	In20	Lg	Blk.
Camarillo	67	2,865	42.8	37.4	5	16	63	0
Team	67	2,865	42.8	37.4	5	16	63	0
Opponents	63	2,747	43.6	36.3	6	16	60	0

FIELD GOALS

	1-19	20-29	30-39	40-49	50+
Del Greco	1-1	4-4	7-10	3-6	2-6
Team	1-1	4-4	7-10	3-6	2-6
Opponents	2-2	7-7	3-3	4-6	0-2

USUAL STARTING LINEUP

Offense	Defense
WR.....J.T. Smith	LE: Freddie Joe Nunn
LT.....Luis Sharpe	RE.....Jim Wahler
LG.....Derek Kennard	RB.....Rod Saddler
QB.....Bill Lewis	LOLB.....Anthony Bell
RG.....Lance Smith	LOLB.....Garth Jax
RT.....Tootie Robbins	RILB.....Eric Hill
TE.....Walter Reeves	ROLB.....Ken Harvey
WR.....Roy Green	LCB.....Jay Taylor
QB.....Timm Rosenbach	RCB.....Cedric Mack
H-B.....Tim Jordan	SS.....Tim McDonald
RB.....Johnny Johnson	FS.....Lonnie Young
K.....Al Del Greco	P.....Rich Camarillo

NOTES

Long-time Washington Redskins offensive line coach **Joe Bugel** named head coach ... team moves into 94,000-square-foot training facility in south Tempe, Arizona ... despite Cards' 5-11 mark, rookie RB **Johnny Johnson** earns Pro Bowl berth and second-year QB **Timm Rosenbach** takes all 1,001 snaps from center ... new WR **Ricky Proehl** catches 56 passes to become first rookie to lead Cards in receiving in 40 years ... franchise-record crowd of 71,233 sees Cards fall 31-21 to Chicago Bears on Oct. 28 ... WR **Roy Green** becomes club's franchise leader with career total of 522 pass receptions for 8,497 yards.

FINAL NFC EAST

STANDINGS

Team	W	L	T	Pct.	Pts.	OP
N.Y. Giants	13	3	0	.813	335	211
Philadelphia*	10	6	0	.625	396	299
Washington*	10	6	0	.625	381	301
Dallas	7	9	0	.438	244	308
Phoenix	5	11	0	.313	268	396

*Wild-card playoff qualifiers



1991 (4-12) HEAD COACH JOE BUGEL

Sept. 1	At L.A. Rams	W	24-14	47,069
Sept. 8	At Philadelphia	W	26-10	63,818
Sept. 15	At Washington	L	0-34	54,662
Sept. 22	Dallas	L	9-17	68,814
Sept. 29	New England	W	24-10	26,043
Oct. 6	At N.Y. Giants	L	9-20	75,891
Oct. 13	At Minnesota	L	7-34	51,209
Oct. 20	Atlanta	W	16-10	29,804
Oct. 27	Minnesota	L	0-28	45,447
Nov. 3	At Dallas	L	7-27	61,190
Nov. 10	N.Y. Giants	L	14-21	50,048
Nov. 17	At San Francisco	L	10-14	50,180
Nov. 24	Philadelphia	L	14-34	32,568
Dec. 1	Open Date			
Dec. 8	Washington	L	14-20	48,373
Dec. 15	At Denver	L	19-24	74,098
Dec. 22	New Orleans	L	3-27	30,928

Home: 2-6 (332,025). Away: 2-6 (478,117).

TEAM STATISTICS

	Cards	Opp.
Total First Downs.....	237	301
Rushing	73	132
Passing	143	156
Penalty	21	13
Total Net Yards.....	3962	5052
Avg. Per Game	247.6	315.8
Total Plays	926	965
Avg. Per Play	4.3	5.2
Net Yards Rushing.....	1295	2136
Avg. Per Game	80.9	133.5
Total Rushes	391	493
Net Yards Passing.....	2667	2916
Avg. Per Game	166.7	182.3
Sacked/Yards Lost	43/372	25/153
Gross Yards	3,039	3,069
Att./Comp./Pct.	492/254/51.6447/268/60.0	
Had Intercepted	25	17
Punts/Average.....	77/44.7	71/45.2
Penalties/Yards.....	78/661	94/734
Fumbles/Lost.....	31/14	37/21
Touchdowns.....	19	43
Rushing	6	27
Passing	10	12
Returns	3	4

SCORE BY PERIOD

	Q1	Q2	Q3	Q4	OT	Pts.
Team	43	68	32	53	0	196
Opponents	93	87	84	80	0	344

SCORING

	TD	R	P	R	PAT	FG	S	Pts.
G. Davis	0	0	0	0	19/19	21/30	0	82
Johnson	6	4	2	0	0/0	0/0	0	36
E. Jones	4	0	4	0	0/0	0/0	0	24
Proehl	2	0	2	0	0/0	0/0	0	12
E. Hill	0	0	0	1	0/0	0/0	0	6
R. Hill	1	0	0	1	0/0	0/0	0	6
Lynch	0	0	1	0	0/0	0/0	0	6
Saddler	0	0	0	1	0/0	0/0	0	6
Thompson	1	1	0	0	0/0	0/0	0	6
Tupa	1	1	0	0	0/0	0/0	0	6
W. Williams	1	0	1	0	0/0	0/0	0	6
Team	16	6	10	3	19/19	21/30	0	196
Opponents	39	27	12	4	41/43	15/23	0	344

PASSING

	Att.	Comp.	Yds.	Comp. %	Yds./Att.	TD	TD%	Int.	Int. %	Long	Sack/Lost	Rating
Tupa	315	165	2,053	52.3	6.5	6	1.9	13	4.1	62	25/200	62.0
Gelbaugh	118	61	674	51.6	5.7	3	2.5	10	8.4	34+	9/90	42.1
Chandler	50	25	289	50.0	5.7	1	2.0	2	4.0	45+	7/50	57.8
Kupp	7	3	23	42.9	3.2	0	0.0	0	0.0	11	2/23	51.5
Thompson	1	0	0	0.0	0.0	0	0.0	0	0.0	0	0/0	39.6
Team	491	254	3,039	51.6	6.1	10	2.0	25	5.0	62	43/372	56.4
Opponent	447	268	3,069	60.0	6.8	12	2.7	17	3.8	43	25/153	73.8

SACKS

Harvey R, Nunn T, Swann A, Faulkner J, Braxton J, E. Hill J, Wahler J.

Team 25, Opponents 43

RUSHING

	No.	Yds.	Avg.	Long	TD
Johnson	196	666	3.4	21	4
Thompson	126	376	3.0	22	1
Chandler	26	111	4.3	12	0
Chandler(Phx)	8	32	4.0	12	0
Tupa	28	97	3.5	17	1
Centers	14	44	3.1	8	0
E. Jones	5	24	4.8	9	0
Gelbaugh	9	23	2.6	13	0
Proehl	3	21	7.0	17	0
Flagler	1	7	7.0	7	0
Kupp	1	5	5.0	5	0
Team	391	1,295	3.3	22	6
Opponents	493	2,136	4.3	60t	27

RECEIVING

	No.	Yds.	Avg.	Long	TD
E. Jones	61	957	15.7	53	4
Proehl	55	766	13.9	62t	2
R. Hill	43	495	11.5	31t	1
Johnson	29	225	7.8	51t	2
Centers	19	176	9.3	23	0
Jordan	15	127	8.5	19	0
Jackson	8	108	13.5	30	0
Flagler	8	85	10.6	17	0
Reeves	8	45	5.6	13	0
Thompson	7	52	7.4	14	0
W. Williams	1	3	3.0	3t	1
Team	254	3,039	12.0	62t	10
Opponents	268	3,069	11.5	43	12

INTERCEPTIONS

	No.	Yds.	Avg.	Long	TD
McDonald	4	63	15.8	38	0
A. Williams	6	60	10.0	32	0
McDonald	5	36	7.2	13	0
Lynch	3	59	19.7	35t	1
Zordich	1	27	27.0	27	0
Duerson	1	5	5.0	5	0
Fain (Cin-Phx.)	1	1	1.0	1	0
Fain (Phx.)	0	0	0.0	0	0
Patterson	1	0	0.0	0	0
Team	17	187	11.0	35t	1
Opponents	25	399	16.0	79	1

PUNT RETURNS

	Ret.	FC	Yds.	Avg.	Long	TD
Jackson	31	3	244	7.9	19	0
Centers	5	2	30	6.0	12	0
Proehl	4	0	26	6.5	14	0
Edwards	1	1	7	7.0	7	0
Team	41	6	307	7.5	19	0
Opponents	48	12	313	6.5	24	0

KICKOFF RETURNS

	No.	Yds.	Avg.	Long	TD
Centers	16	330	20.6	39	0
Edwards	13	261	20.1	36	0
Flagler	12	208	17.3	32	0
R. Hill(Miami)	9	146	16.2	33	0
R. Hill (Phx.)	8	113	14.1	25	0
Jackson	2	41	20.5	21	0
Lomack	1	19	19.0	19	0
Team	52	972	18.7	39	0
Opponents	42	958	22.8	99t	1

PUNTING

	No.	Yds.	Avg.	Net	TB	In20	Lg	Bk.
Camarillo	76	3,445	45.3	38.9	7	19	60	1
Team	773	44,544	7	38.9	7	19	60	1
Opponents	713	20,745	2	37.711	24	65	0	0

FIELD GOALS

	1-19	20-29	30-39	40-49	50+
G. Davis	0-0	6-6	7-7	5-10	3-7
Team	0-0	6-6	7-7	5-10	3-7
Opponents	1-1	6-6	3-4	5-11	0-1

USUAL STARTING LINEUP

Offense	Defense
WRErnie Jones	LEJeff Faulkner
LTLuis Sharpe	NGJim Wahler
LGJoe Wolf	RECraig Patterson
	Vernice Smith
CBill Lewis	LOLBFreddie Joe Nunn
RTLance Smith	LILBGarth Jax
RGTootie Robbins	RILBEric Hill
TEWalter Reeves	ROLBKen Harvey
WRRicky Proehl	LCBAeneas Williams
QBTom Tupa	Lorenzo Lynch
H-BTim Jordan	Aeneas Williams
RBJohnny Johnson	SSTim McDonald
KGreg Davis	FSMichael Zordich
	PRich Camarillo

NOTES

Encouragement from 4-0 preseason record and 2-0 start to regular season quickly dissipates as Cards drop 12 of next 14 games to finish 4-12, the most losses in franchise history ... QB **Timm Rosenbach** suffers ruptured anterior cruciate ligament in right knee in non-contact drill during evening practice Aug. 21 and misses season after reconstructive surgery ... Cards gamble in first round of NFL Draft by selecting DT **Eric Swann** despite no college playing experience ... little-known Southern University walk-on CB **Aeneas Williams**, picked in third round, starts 15 of 16 games and his six interceptions share NFC lead, making him the first rookie cornerback to achieve the feat since the Cowboys' **Everson Walls** (11) in 1991 ... LB **Eric Hill** returns a fumble 85 yards for a touchdown in season-opener at L.A. Rams Sept. 1, one of a team-record five Card fumble recoveries.

FINAL NFC EAST STANDINGS

Team	W	L	T	Pct.	Pts.	OP
Washington#	14	2	0	.875	485	224
Dallas*	11	5	0	.688	342	310
Philadelphia	10	6	0	.625	285	244
N.Y. Giants	8	8	0	.500	281	297
Phoenix	4	12	0	.250	196	344

#Top NFC playoff seed

*Wild-card playoff qualifiers



1992 (4-12)

HEAD COACH JOE BUGEL

Sept. 6	At Tampa Bay	L	7-23	41,315
Sept. 13	Philadelphia	L	14-31	42,535
Sept. 20	At Dallas	L	20-31	62,575
Sept. 27	Open Date			
Oct. 4	Washington	W	27-24	34,488
Oct. 11	At N.Y. Giants	L	21-31	70,042
Oct. 18	New Orleans	L	21-30	27,735
Oct. 25	At Phila.	L	3-7	64,676
Nov. 1	San Francisco	W	24-14	47,642
Nov. 8	At L.A. Rams	W	20-14	40,788
Nov. 15	At Atlanta	L	17-20	58,477
Nov. 22	Dallas	L	10-16	72,439
Nov. 29	At Washington	L	3-41	53,541
Dec. 6	San Diego	L	21-27	26,880
Dec. 12	N.Y. Giants	W	19-0	28,452
Dec. 20	At Indy	L	13-16	46,763
Dec. 27	Tampa Bay	L	3-7	29,645

Home: 3-5 (309,814). Away: 1-7 (438,177).

TEAM STATISTICS

	Cards	Opp.
Total First Downs.....	277	281
Rushing	88	101
Passing	161	163
Penalty	28	17
Total Net Yards.....	4577	5126
Avg. Per Game	286.1	320.4
Total Plays	948	915
Avg. Per Play	4.8	5.6
Net Yards Rushing.....	1491	1635
Avg. Per Game	93.2	102.2
Total Rushes	395	436
Net Yards Passing.....	3086	3491
Avg. Per Game	192.9	218.2
Sacked/Yards Lost	36/258	27/196
Gross Yards	3,344	3,687
Att./Comp./Pct.517/298/57.6452/276/61.1		
Had Intercepted	24	16
Punts/Average.....	58/42.8	62/42.8
Penalties/Yards.....	85/722	101/826
Fumbles/Lost.....	26/18	25/12
Touchdowns.....	29	40
Rushing	11	13
Passing	15	24
Returns	3	3

SCORE BY PERIOD

	Q1	Q2	Q3	Q4	OT	Pts.
Team	58	70	43	72	0	243
Opponents	62	108	88	74	0	332

SCORING

	TD	R	P	R	PAT	FG	S	Pts.
G. Davis	0	0	0	0	28/2813/260	67		
Johnson	6	6	0	0	0/0	0	0	36
E. Jones	4	0	4	0	0/0	0	0	24
R. Hill	3	0	3	0	0/0	0	0	18
Massey	3	0	0	3	0/0	0	0	18
Proehl	3	0	3	0	0/0	0	0	18
Bailey	2	1	1	0	0/0	0	0	12
Brown	2	2	0	0	0/0	0	0	12
Centers	2	0	2	0	0/0	0	0	12
Chandler	1	1	0	0	0/0	0	0	6
Edwards	1	0	1	0	0/0	0	0	6
Jackson	1	0	1	0	0/0	0	0	6
Thompson	1	1	0	0	0/0	0	0	6
Swann	0	0	0	0	0/0	0	1	2

PASSING

	Att.	Comp.	Yds.	Comp. %	Yds./Att.	TD	TD%	Int.	Int. %	Long	Sack/Loss	Rating
Chandler	413	245	2,832	59.3	6.86	15	3.6	15	3.6	72t	29/226	77.1
Rosenbach	92	49	483	53.3	5.25	0	0.0	6	6.5	45	7/32	41.2
Sacca	11	4	29	36.4	2.64	0	0.0	2	18.2	16	0/0	5.3
Proehl	1	0	0	0.0	0.00	0	0.0	1	100.0	0	0/0	0.0
Team	517	298	3,344	57.6	6.47	15	2.9	24	4.6	72t	36/258	67.4
Opponents	452	276	3,687	61.1	8.16	24	5.3	16	3.5	87t	27/196	89.9

SCORING (CONT.)

	TD	R	P	R	PAT	FG	S	Pts.
Camarillo	0	0	0	0	0/1	0	0	0
Team	29	115	3	28/2913/261243				
Opponents	40	1324	3	38/4018/280332				

SACKS

Harvey, 6.0; M. Jones, 6.0; Nunn, 4.0; Bankston, 2.0; R. Davis, 2.0; Ruckett, 2.0; Swann, 2.0; Hychy, 1.0; J. Jones, 1.0; Faulkner, 0.5; McDonald, 0.5.
Team 27.0, Opponents 36.0

RUSHING

	No.	Yds.	Avg.	Long	TD
Johnson	178	734	4.1	42t	6
Bailey	52	233	4.5	15	1
Brown	68	194	2.9	13	2
Chandler	36	149	4.1	18	1
Centers	37	139	3.8	28	0
Proehl	3	23	7.7	10	0
Rosenbach	9	11	1.2	10	0
Thompson	8	8	1.0	6	1
R. Hill	1	4	4.0	4	0
Blount	1	-1	-1.0	-1	0
E. Jones	2	-3	-1.5	1	0
Team	395	1,491	3.8	42t	11
Opponents	436	1,635	3.8	63t	13

RECEIVING

	No.	Yds.	Avg.	Long	TD
Proehl	60	774	12.4	63t	3
R. Hill	58	861	14.8	49	3
Centers	50	417	8.3	26	2
E. Jones	38	559	14.7	72t	4
Bailey	33	331	10.0	34	1
Edwards	14	147	10.5	25t	1
Johnson	14	103	7.4	26	0
Rolle	13	64	4.9	12	0
Brown	7	54	7.7	18	0
Reeves	6	28	4.7	12	0
Blount	3	18	6.0	18	0
Ware	1	13	13.0	13	0
Jackson	1	5	5.0	5t	1
Team	298	3,344	11.2	72t	15
Opponents	276	3,687	13.4	87t	24

INTERCEPTIONS

	No.	Yds.	Avg.	Long	TD
Massey	5	147	29.4	46t	3
Zordich	3	37	12.3	23	0
A. Williams	3	25	8.3	23	0
McDonald	2	35	17.5	20	0
D. Davis	2	27	13.5	27	0
J. Jones	1	27	27.0	27	0
Team	16	298	18.6	46t	3
Opponents	24	279	11.6	65	1

PUNT RETURNS

	Ret.	FC	Yds.	Avg.	Long	TD
Bailey	20	8	263	13.2	65	0
Blount	13	4	101	7.8	16	0
Team	33	12	364	11.0	65	0
Opponents	22	11	141	6.4	26	0

KICKOFF RETURNS

	No.	Yds.	Avg.	Long	TD
Bailey	28	690	24.6	63	0
Blount	11	251	22.8	52	0
Edwards	8	143	17.9	24	0
Jackson	1	17	17.0	17	0
Rolle	1	10	10.0	10	0
L. Smith	2	16	8.0	13	0
Team	51	1,127	22.1	63	0
Opponents	42	767	18.3	43	0

PUNTING

	No.	Yds.	Avg.	Net	TB	In20	Lg	Blk.
Camarillo	54	2,317	42.9	39.6	2	23	73	0
G. Davis	4	167	41.8	36.8	1	0	52	0
Team	58	2,484	42.8	39.4	3	23	73	0
Opponents	62	2,656	42.8	34.7	7	13	62	0

FIELD GOALS

	1-19	20-29	30-39	40-49	50+
G. Davis	0-0	6-10	3-4	4-9	0-3
Team	0-0	6-10	3-4	4-9	0-3
Opponents	1-1	6-6	5-9	4-9	2-3

USUAL STARTING LINEUP

Offense	Defense
WR.....Randal Hill	LE.....Jeff Faulkner
Ernie Jones	Eric Swann
LT.....Luis Sharpe	DT.....Jim Wahler
LG.....Mark May	Michael Bankston
C.....Danny Villa	DT.....Mike Jones
Bill Lewis	Keith Rucker
RG.....Lance Smith	RE.....Freddie Joe Nunn
RT...Rick Cunningham	Reuben Davis
Danny Villa	ILB...Tyrone Stowe
TE.....Walter Reeves	ILB.....Eric Hill
WR.....Ricky Proehl	OLB.....Ken Harvey
QB...Tim Rosenbach	LB/DB Lorenzo Lynch
Chris Chandler	RCB...Robert Massey
H-B.....Butch Rolle	SS.....Aeneas Williams
RB...Johnny Johnson	SS.....Tim McDonald
Ivory Lee Brown	FS...Michael Zordich
K.....Greg Davis	P.....Rich Camarillo

NOTES

Despite considerable improvement on both offense and defense, Cards lose six games by six points or less to post a second consecutive 4-12 season ... defense allows fewest rushing yards (1,635) in 24 seasons (1,558, 1968) and fewest points (332) since 1978 (296) ... CB Robert Massey becomes 17th player in NFL history to return two interceptions for touchdowns in one game (31 and 41 yards in fourth quarter Oct. 4 vs. Washington) ... Pro Bowl P Rich Camarillo narrowly misses becoming the first player in NFL history to achieve a 40-yard net punting average with a 39.6-yard net mark.

FINAL NFC EAST STANDINGS

Team	W	L	T	Pct.	Pts.	OP
Dallas*	13	3	0	.813	409	243
Philadelphia*	11	5	0	.688	354	245
Washington*	9	7	0	.563	300	255
N.Y. Giants	6	10	0	.375	306	367
Phoenix	4	12	0	.250	243	332

*Wild-card playoff qualifiers



1993 (7-9)

HEAD COACH JOE BUGEL

Sept. 5	At Philadelphia	L	17-23	59,831
Sept. 12	At Washington	W	17-10	53,525
Sept. 19	Dallas	L	10-17	73,025
Sept. 26	At Detroit	L	20-26	57,180
Oct. 3	Open Date			
Oct. 10	New England	L	21-23	36,115
Oct. 17	Washington	W	36-6	48,143
Oct. 24	At San Francisco	L	14-28	62,020
Oct. 31	New Orleans	L	17-20	36,778
Nov. 7	Philadelphia	W	16-3	41,634
Nov. 14	At Dallas	L	15-20	64,224
Nov. 21	Open Date			
Nov. 28	At N.Y. Giants	L	17-19	59,979
Dec. 5	L.A. Rams	W	38-10	33,964
Dec. 12	Detroit	L	14-21	39,393
Dec. 19	At Seattle	W	30-27 (OT)	45,737
Dec. 26	N.Y. Giants	W	17-6	53,414
Jan. 2	At Atlanta	W	27-10	44,360
			326-269	
Home:	4-4 (362,466)	Away:	3-5 (446,856)	

TEAM STATISTICS

	Cards	Opp.
Total First Downs.....	295	278
Rushing	107	106
Passing	173	158
Penalty	15	14
Total Net Yards.....	5213	5167
Avg. Per Game	325.8	322.9
Total Plays	1,007	962
Avg. Per Play	5.2	5.4
Net Yards Rushing.....	1809	1861
Avg. Per Game	113.1	116.3
Total Rushes	452	433
Net Yards Passing.....	3404	3306
Avg. Per Game	212.8	206.6
Sacked/Yards Lost	33/231	34/205
Gross Yards	3,635	3,511
Att./Comp./Pct.	522/310/59.4	495/281/56.8
Had Intercepted	20	9
Punts/Average.....	73/43.7	78/42.7
Penalties/Yards.....	77/644	95/730
Fumbles/Lost.....	23/11	27/17
Touchdowns.....	37	27
Rushing	12	13
Passing	21	14
Returns	4	0

SCORE BY PERIOD

	Q1	Q2	Q3	Q4	OT	Pts.
Team	54	98	79	92	3	326
Opponents	58	84	53	74	0	269

Scoring

	TD	R	P	R	PAT	FG	S	Pts.
G. Davis	0	0	0	0	37/37	21/28	0	100
Moore	9	0	0	0	0/0	0/0	0	54
Proehl	7	0	0	0	0/0	0/0	0	42
Clark	4	0	0	0	0/0	0/0	0	24
R. Hill	4	0	0	0	0/0	0/0	0	24
Centers	3	0	3	0	0/0	0/0	0	18
Bailey	2	1	0	1	0/0	0/0	0	12
Williams	2	0	2	0	0/0	0/0	0	12
Blount	1	1	0	0	0/0	0/0	0	6
Edwards	1	0	1	0	0/0	0/0	0	6
Hearst	1	1	0	0	0/0	0/0	0	6
Lynch	1	0	1	0	0/0	0/0	0	6
Reeves	1	0	1	0	0/0	0/0	0	6
Rolle	1	0	1	0	0/0	0/0	0	6
Swann	0	0	0	0	0/0	0/0	1	2
Team	37	12	21	4	37/37	21/28	326	
Opponents	27	13	14	0	27/27	35/1	269	

PASSING

	Att.	Comp.	Yds.	Comp. %	Yds./Att.	TD	TD%	Int.	Int. %	Long	Sack/Lost	Rating
Beuerlein	418	258	3,164	61.7	7.57	18	4.3	17	4.1	65t	29/206	82.5
Chandler	103	52	471	50.5	4.57	3	2.9	2	1.9	27t	4/25	64.8
Hearst	1	0	0	0.0	0.00	0	0.0	1	100.0	0	0/0	0.0
Team	522	310	3,635	59.4	6.96	21	4.0	20	3.8	65t	33/231	78.0
Opponents	495	281	3,511	56.8	7.09	14	2.8	9	1.8	86	34/205	80.8

SACKS

Harvey 9.5, Nunn 6.5, Swann 3.5, Bankston 3, Booty 3, M. Jones 3, Stowe 1.5, R. Davis 1, E. Hill 1, Lynch 1, Oldham 1.
Team 34.0, Opponents 33.0

RUSHING

	No.	Yds.	Avg.	Long	TD
Moore	263	1,018	3.9	20	9
Hearst	76	264	3.5	57	1
Bailey	49	253	5.2	31	1
Centers	25	152	6.1	33	0
Proehl	8	47	5.9	17	0
Beuerlein	22	45	2.0	20	0
Blount	5	28	5.6	7	1
Chandler	3	2	0.7	1	0
Camarillo	1	0	0.0	0	0
Team	452	1,809	4.0	57	12
Opponents	433	1,861	4.3	48	13

RECEIVING

	No.	Yds.	Avg.	Long	TD
Centers	66	603	9.1	29	3
Proehl	65	877	13.5	51t	7
Clark	63	818	13.0	55	4
R. Hill	35	519	14.8	58t	4
Bailey	32	243	7.6	30	0
Edwards	13	326	25.1	65t	1
Rolle	10	67	6.7	22	1
Reeves	9	67	7.4	18	1
Hearst	6	18	3.0	9	0
Blount	5	36	7.2	9	0
Ware	3	45	15.0	27	0
Moore	3	16	5.3	6	0
Team	310	3,635	11.7	65t	21
Opponents	281	3,511	12.5	86	14

INTERCEPTIONS

	No.	Yds.	Avg.	Long	TD
Lynch	3	13	4.3	13	0
Williams	2	87	43.5	46t	1
Booty	2	24	12.0	19	0
Oldham	1	0	0.0	0	0
Zordich	1	0	0.0	0	0
Team	9	124	13.8	46t	1
Opponents	20	143	7.2	37	0

PUNT RETURNS

	Ret.	FC	Yds.	Avg.	Long	TD
Bailey	35	5	282	8.1	58t	1
Blount	9	3	90	10.0	25	0
Edwards	3	3	12	4.0	11	0
Team	47	11	384	8.2	58t	1
Opponents	30	19	267	8.9	33	0

KICKOFF RETURNS

	No.	Yds.	Avg.	Long	TD
Bailey	31	699	22.5	48	0
Blount	8	163	20.4	27	0
Edwards	3	51	17.0	20	0
Lofton	1	18	18.0	18	0
Smith	1	11	11.0	11	0
Moore	1	9	9.0	9	0
Team	45	951	21.1	48	0
Opponents	51	994	19.5	61	0

PUNTING

	No.	Yds.	Avg.	Net	TBIn20	Lg	Blk.
Camarillo	73	3,189	43.7	37.8	8	23	61
Team	733	189,437.7	37.8	8	23	61	0
Opponents	783	333,427.7	36.8	4	23	62	1

FIELD GOALS

	1-19	20-29	30-39	40-49	50+
G. Davis	1-1	11-11	1-1	4-10	4-5
Team	1-1	11-11	1-1	4-10	4-5
Opponents	1-1	11-12	7-10	6-9	1-3

USUAL STARTING LINEUP

Offense	Defense
WR Gary Clark	LE Michael Bankston
Randal Hill	Freddie Joe Nunn
LT Luis Sharpe	LT Eric Swann
LG Mark May	RT Keith Rucker
Joe Wolf	RE Reuben Davis
C Ed Cunningham	Freddie Joe Nunn
RG Lance Smith	ILB Eric Hill
RT Rick Cunningham	ILB Tyronne Stowe
TE Walter Reeves	Ken Harvey
WR Ricky Proehl	LCB Aeneas Williams
QB Steve Beuerlein	RCB Robert Massey
H-B Larry Centers	S Dave Duerson
Butch Rolle	Lorenzo Lynch
RB Ronald Moore	SS John Booty
Garrison Hearst	FS Chuck Cecil
K Greg Davis	Lorenzo Lynch
	P Rich Camarillo

NOTES

A 5-3 record and three consecutive victories to finish season 7-9 are not enough to save Head Coach **Joe Bugel's** job ... rushing offense improves from 26th (1992) to sixth overall and scoring jumps from 24th to fourth ... defensively, six opponents held to 10 points or less, a Cardinal first since 1936 ... first-round draft pick **RB Garrison Hearst** suffers season-ending knee injury in sixth game ... Pittsburgh (Kan.) State rookie **RB Ronald Moore** rushes for 1,018 yards and leads all NFL rookies with nine touchdowns ... Moore becomes only fifth rookie in NFL history to tally four rushing touchdowns in one game (vs. L.A. Rams, Dec. 5) ... franchise-record crowd of 73,025 sees Cards lose 17-10 to Dallas on Sept. 19 ... Cards snap 14-game losing streak at R.F.K. Stadium with a 17-10 victory Sept. 12, their first success at Washington since 1978.

FINAL NFC EAST STANDINGS

Team	W	L	T	Pct.	Pts.	OP
Dallas#	12	4	0	.750	376	229
N.Y. Giants*	11	5	0	.688	288	205
Philadelphia	8	8	0	.500	293	315
Phoenix	7	9	0	.438	326	269
Washington	4	12	0	.250	230	345

#Top NFC playoff seed

*Wild-card playoff qualifier



1994 (8-8)

HEAD COACH BUDDY RYAN

Sept. 4	At L.A. Rams	L 12-14	32,969
Sept. 11	N.Y. Giants	L 17-20	60,066
Sept. 18	At Cleveland	L 0-32	62,818
Sept. 25	Open Date		
Oct. 2	Minnesota	W 17-7	67,950
Oct. 9	At Dallas	L 3-38	64,518
Oct. 16	At Washington	W 19-16 (OT)	50,019
Oct. 23	Dallas	L 21-28	71,023
Oct. 30	Pittsburgh	W 20-17 (OT)	65,690
Nov. 6	At Phila.	L 7-17	64,952
Nov. 13	At N.Y. Giants	W 10-9	71,719
Nov. 20	Philadelphia	W 12-6	62,779
Nov. 27	Chicago	L 16-19 (OT)	65,922
Dec. 4	At Houston	W 30-12	39,821
Dec. 11	Washington	W 17-15	53,790
Dec. 18	Cincinnati	W 28-7	50,110
Dec. 24	At Atlanta	L 6-10	35,311
		235-267	

Home: 5-3 (497,330). Away: 3-5 (422,127).

TEAM STATISTICS

	Cards	Opp.
Total First Downs.....	280	245
Rushing	97	71
Passing	169	144
Penalty	28	30
Total Net Yards.....	4607	4408
Avg. Per Game	287.9	275.5
Total Plays	1,052	909
Avg. Per Play	4.4	4.8
Net Yards Rushing	1560	1370
Avg. Per Game	97.5	85.6
Total Rushes	480	409
Net Yards Passing.....	3047	3038
Avg. Per Game	190.4	189.9
Sacked/Yards Lost	34/237	35/272
Gross Yards	3,284	3,310
Att./Comp./Pct.	538/287/53.3	465/234/50.3
Had Intercepted	19	23
Punts/Average.....	98/40.8	90/40.9
Penalties/Yards	128/1,090	108/800
Fumbles/Lost	25/10	28/13
Touchdowns	24	31
Rushing	12	7
Passing	11	19
Returns	1	5

SCORE BY PERIOD

	Q1	Q2	Q3	Q4	OT	Pts.
Team	41	66	18	104	6	235
Opponents	74	83	62	45	3	267

SCORING

	D	R	P	R	PAT	FG	S	Pts.
Davis	0	0	0	0	17/17	260	77	
Centers	7	5	2	0	0/0	0	0	42
Moore	5	4	1	0	0/0	0	0	32
Proehl	5	0	5	0	0/0	0	0	30
Peterson	0	0	0	0	4/4	2/4	0	10
Beuerlein	1	1	0	0	0/0	0	0	6
Clark	1	0	1	0	0/0	0	0	6
Hearst	1	1	0	0	0/0	0	0	6
McCants*	1	0	0	1	0/0	0	0	6
McCants**	1	0	0	1	0/0	0	0	6
Reeves	1	0	1	0	0/0	0	0	6
Ware**	1	0	1	0	0/0	0	0	6
Swann	0	0	0	0	0/0	0	1	2
Team	24	12	11	1	21/21	232/301	235	
Opponents	31	7	19	5	28/29	15/24	326	

*NFL **Cardinals

2-Pt. Conversions: Moore.
Team 1/3, Opponents 1/2

PASSING

	Att.	Comp.	Yds.	Comp. %	Yds./Att.	TD	TD%	Int.	Int. %	Long	Sack/Lost	Rating
Beuerlein	255	130	1,545	51.0	6.06	5	2.0	9	3.5	63	20/129	61.6
Schroeder	238	133	1,510	55.9	6.34	4	1.7	7	2.9	48t	11/85	68.4
McMahon	43	23	219	53.5	5.09	1	2.3	3	7.0	33	3/23	46.6
Hearst	1	1	10	100.0	10.00	1	100.0	0	0.0	10t	0/0	147.9
Moore	1	0	0	0.0	0.00	0	0.0	0	0.0	0	0/0	39.6
Team	538	287	3,284	53.3	6.10	11	2.0	19	3.5	63	34/237	64.1
Opponents	465	234	3,310	50.3	7.12	19	4.1	23	4.9	85t	35/272	66.7

SACKS

Swann 7, Bankston 7, Joyner 6, Simmons 6, Miller 3, E. Hill 1.5, Hoage 1, Marshall 1, McCants (NFL) 1, McCants (Cardinals) 1, Wilson (NFL) 1, Wilson (Cardinals) 1, Lynch 0.5.
Team 35.0, Opponents 34.0

RUSHING

	No.	Yds.	Avg.	Long	TD
Moore	232	780	3.4	24	4
Centers	115	336	2.9	17	5
Higgs (NFL)	62	195	3.1	21	0
Higgs (AZ)	43	127	3.0	16	0
Hearst	37	169	4.6	36	1
Schroeder	16	59	3.7	16	0
Beuerlein	22	39	1.8	19	1
McMahon	6	32	5.3	17	0
Levy	3	15	5.0	22	0
Feagles	2	8	4.0	12	0
Samuels	1	1	1.0	1	0
Reeves	1	-1	-1.0	-1	0
McAfee (AZ)	2	-5	-2.5	2t	1
Team	480	1,560	3.3	36	12
Opponents	409	1,370	3.3	26	7

RECEIVING

	No.	Yds.	Avg.	Long	TD
Centers	77	647	8.4	36	2
Proehl	51	651	12.8	63	5
Clark	50	771	15.4	45	1
R.Hill	38	544	14.3	51	0
Ware	17	171	10.1	33	1
Reeves	14	202	14.4	33	1
Fann	12	96	8.0	16	0
Samuels	8	57	7.1	17	0
Moore	8	52	6.5	18	1
Hearst	6	49	8.2	29	0
Levy	4	35	8.8	15	0
Robinson	1	5	5.0	5	0
McAfee(AZ)	1	4	4.0	4	0
Team	287	3,284	11.4	63	11
Opponents	234	3,310	14.1	85t	19

INTERCEPTIONS

	No.	Yds.	Avg.	Long	TD
A. Williams	9	89	9.9	43	0
J. Williams	4	48	12.0	29	0
Hoage	3	64	21.3	41	0
Joyner	3	2	0.7	2	0
Lynch	2	35	17.5	23	0
McCants (NFL)	1	46	46.0	46t	1
McCants (AZ)	1	46	46.0	46t	1
Swann	1	0	0.0	0	0
Marshall	0	13	0.0	13	0
Team	23	297	12.9	46t	1
Opponents	19	262	13.8	93t	3

PUNT RETURNS

	Ret.	FC	Yds.	Avg.	Long	TD
Robinson	41	12	285	7.0	23	0
Reeves	1	1	1	1.0	1	0
Team	42	13	286	6.8	23	0
Opponents	40	22	270	6.8	16	0

KICKOFF RETURNS

	No.	Yds.	Avg.	Long	TD
Levy	26	513	19.7	31	0
Robinson	12	231	19.3	33	0
McAfee	7	113	16.1	29	0
Heneseey	6	108	18.0	25	0
Reeves	3	83	27.7	53	0
Higgs (NFL)	2	25	12.5	17	0

KICKOFF RETURNS (CONT.)

	No.	Yds.	Avg.	Long	TD
Higgs (AZ)	2	25	12.5	17	0
Samuels	1	6	6.0	6	0
Team	57	1,079	18.9	53	0
Opponents	53	1,214	22.9	87t	1

PUNTING

	No.	Yds.	Avg.	Net	TB	Int	20	Lg	Blk.
Feagles	983	99740.8	36.0	10	33	54	0		
Team	983	99740.8	36.0	10	33	54	0		
Opponents	903	67740.9	35.7	9	29	58	1		

FIELD GOALS

	1-19	20-29	30-39	40-49	50+
Davis	0-0	10-11	3-4	6-7	1-4
Peterson	0-0	1-1	1-1	0-2	0-0
Team	0-0	11-12	4-5	6-9	1-4
Opponents	1-1	5-6	8-10	0-5	1-2

USUAL STARTING LINEUP

Offense	Defense
WR.....Randal Hill	LE.....Michael Bankston
LT.....Luis Sharpe	LT.....Eric Swann
Ben Coleman	RT.....Bernard Wilson
LG.....Ernest Dye	RE.....Clyde Simmons
C.....Ed Cunningham	LLB.....Seth Joyner
RG.....Ben Coleman	MLB.....Eric Hill
Anthony Redmon	LLB.....Wilber Marshall
RT.....Rick Cunningham	LCB.....Aeneas Williams
Joe Wolf	RCB.....James Williams
TE.....Derek Ware	SS.....Lorenzo Lynch
WR.....Ricky Proehl	FS.....Terry Hoage
QB.....Steve Buerlein	P.....Jeff Feagles
Jay Schroeder	
FB.....Larry Centers	
RB.....Ronald Moore	
K.....Greg Davis	

NOTES

Colorful **Buddy Ryan** named head coach and general manager ... season-ticket sales nearly double to over 48,000 ... Sun Devil Stadium sells out three times and Cards establish franchise single-season attendance mark of 497,330, an average of 62,166 ... saddled with 0-3 start, Cards win five of last seven games to finish 8-8, their first non-losing record since 1984 ... defense ranks third in league—highest in 25 years—and Cards' 36 takeaways lead NFC ... offense leads league in time of possession but 23 touchdowns are fewest in NFL ... 10-game losing streak in Giants Stadium snapped with 10-9 win Nov. 13 ... team changes name to Arizona Cardinals ... CB **Aeneas Williams** earns first Pro Bowl berth.

FINAL NFC EAST STANDINGS

Team	W	L	T	Pct.	Pts.	OP
Dallas	12	4	0	.750	414	248
N.Y. Giants	9	7	0	.563	279	305
Arizona	8	8	0	.500	235	267
Philadelphia	7	9	0	.438	308	308
Washington	3	13	0	.188	320	412



1995 (4-12)

HEAD COACH BUDDY RYAN

Sept. 3	At Washington	L	7-27	52,731
Sept. 10	Philadelphia	L	19-31	45,004
Sept. 17	At Detroit	W	20-17	58,727
Sept. 24	At Dallas	L	20-34	64,560
Oct. 1	Kansas City	L	3-24	50,211
Oct. 8	At N.Y. Giants	L	21-27 (OT)	68,643
Oct. 15	Washington	W	24-20	42,370
Oct. 22	Open Date			
Oct. 29	Seattle	W	20-14 (OT)	39,600
Nov. 5	At Denver	L	6-38	71,488
Nov. 12	Minnesota	L	24-30 (OT)	51,342
Nov. 19	At Carolina	L	7-27	49,582
Nov. 26	Atlanta	W	40-37 (OT)	35,147
Nov. 30	N.Y. Giants	L	6-10	44,246
Dec. 9	At San Diego	L	25-28	55,258
Dec. 17	At Philadelphia	L	20-21	62,076
Dec. 25	Dallas	L	13-37	72,394
			275-422	

Home: 3-5 (380,314). Away: 1-7 (482,885).

TEAM STATISTICS

	Cards	Opp.
Total First Downs	285	310
Rushing	65	105
Passing	184	180
Penalty	36	25
Total Net Yards	4866	5704
Avg. Per Game	304.1	356.5
Total Plays	1,002	995
Avg. Per Play	4.9	5.7
Net Yards Rushing	1363	2249
Avg. Per Game	85.2	140.6
Total Rushes	387	503
Net Yards Passing	3503	3455
Avg. Per Game	218.9	215.9
Sacked/Yards Lost	55/390	31/200
Gross Yards	3,893	3,655
Att./Comp./Pct.560/327/58.4		
461/264/57.3		
Had Intercepted	24	19
Punts/Average	72/43.8	62/43.5
Penalties/Yards	119/835	117/860
Fumbles/Lost	41/19	39/23
Touchdowns	26	53
Rushing	3	14
Passing	17	33
Returns	6	6

SCORE BY PERIOD

	Q1	Q2	Q3	Q4	OT	Pts.
Team	35	108	53	70	9	275
Opponents	75	136	109	90	12	422

SCORING

	TD	R	P	R	PAT	FG	S	Pts.
G. Davis	0	0	0	0	19/19	30/39	0	109
Moore	5	0	5	0	0/0	0/0	0	32
Centers	4	2	2	0	0/0	0/0	0	24
Williams	3	0	3	0	0/0	0/0	0	18
Sanders	2	0	2	0	0/0	0/0	0	16
Edwards	2	0	2	0	0/0	0/0	0	12
Gaines	2	0	2	0	0/0	0/0	0	12
Hearst	2	1	1	0	0/0	0/0	0	12
McBride	2	0	2	0	0/0	0/0	0	12
Anderson	1	0	1	0	0/0	0/0	0	10
Lynch	1	0	0	1	0/0	0/0	0	6

PASSING

	Att.	Comp.	Yds.	Comp. %	Yds./Att.	TD	TD%	Int.	Int. %	Long	Sack/Lost	Rating
Krieg	521	304	3,554	58.3	6.82	16	3.1	21	4.0	48	53/380	72.6
Buck	32	20	271	62.5	8.47	1	3.1	0	0.0	28	2/10	99.9
Case	2	1	19	50.0	9.50	0	0.0	1	50.0	19	0/0	43.8
Hearst	2	1	16	50.0	8.00	0	0.0	0	0.0	16	0/0	77.1
Moore	2	1	33	50.0	16.50	0	0.0	1	50.0	33	0/0	56.3
Centers	1	0	0	0.0	0.00	0	0.0	1	100.0	0	0/0	0.0
Team	560	327	3,893	58.4	6.95	17	3.0	24	4.3	48	55/390	72.0
Opponents	461	264	3,655	57.3	7.93	33	7.2	19	4.1	73t	31/200	89.5

SCORING (CONT.)

	TD	R	P	R	PAT	FG	S	Pts.
McCants	1	0	0	1	0/0	0/0	0	6
Simmons	1	0	0	1	0/0	0/0	0	6
Team	26	3	17	6	19/1930	39/0	275	
Opponents	53	14	33	6	50/5118	25/0	422	

2-Pt. Conversions: Anderson 2, Sanders 2, Moore 1.

Team 5/6, Opponents 0/0

SACKS

Simmons 11, Swann 8.5, Bankston 2.0, Hill 2.0, Hoage 1.0, Irving 1.0, Joyner 1.0, Lynch 1.0, Miller 1.0, Wilson 1.0, Alexander 0.5, C. Brown 0.5, McCants 0.5.

Team 31.0, Opponents 55.0

RUSHING

	No.	Yds.	Avg.	Long	TD
Hearst	284	1,070	3.8	38	1
Centers	78	254	3.3	20	2
Krieg	19	29	1.5	17	0
Case	1	4	4.0	4	0
Feagles	2	4	2.0	4	0
Lassiter	1	1	1.0	1	0
Sanders	1	1	1.0	1	0
Buck	1	0	0.0	0	0
Johnson	2	-2	-1.0	0	0
Team	387	1,363	3.5	38	3
Opponents	503	2,249	4.5	76t	14

RECEIVING

	No.	Yds.	Avg.	Long	TD
Centers	101	962	9.5	32	2
Moore	63	907	14.4	45	5
Sanders	52	883	17.0	48	2
Edwards	29	437	14.4	28t	2
Hearst	29	243	8.4	39	1
Gaines	14	117	8.4	22t	2
McBride	13	112	8.6	24	2
Dowdell	10	96	9.6	23	0
Reeves	6	62	10.3	22	0
Fann	5	41	8.2	13	0
Anderson	3	34	11.3	18	1
Samuels	2	19	9.5	12	0
Team	327	3,893	11.9	48	17
Opponents	264	3,655	13.8	73t	33

INTERCEPTIONS

	No.	Yds.	Avg.	Long	TD
Williams	6	86	14.3	48t	2
Joyner	3	9	3.0	11	0
Hunter	2	21	10.5	21	0
Alexander	2	14	7.0	14	0
Hoage	2	0	0.0	0	0
Lynch	1	72	72.0	72t	1
Bankston	1	28	28.0	28	0
Simmons	1	25	25.0	25t	1
Paul	1	4	4.0	4	0
Team	19	259	13.6	72t	4
Opponents	24	307	12.8	58t	4

PUNT RETURNS

	Ret.	FC	Yds.	Avg.	Long	TD
Edwards	18	11	131	7.3	16	0
Reeves	4	0	41	10.3	14	0
Dowdell	1	0	0	0.0	0	0
Team	23	11	172	7.5	16	0
Opponents	32	14	242	7.6	25	0

KICKOFF RETURNS

	No.	Yds.	Avg.	Long	TD
Terry	37	808	21.8	53	0
Dowdell	18	344	19.1	28	0
Johnson(NFL)	11	259	23.5	70	0
Johnson(AZ)	11	259	23.5	70	0
Edwards	3	50	16.7	24	0

KICKOFF RETURNS (CONT.)

	No.	Yds.	Avg.	Long	TD
Higgs	2	26	13.0	17	0
Anderson	1	17	17.0	17	0
Centers	1	15	15.0	15	0
Team	73	1,519	20.8	70	0
Opponents	65	1,593	24.5	92t	2

PUNTING

	No.	Yds.	Avg.	Net	TB	In20	Lg	Blk.
Feagles	72	3,150	43.8	38.2	8	20	60	0
Team	723	15,043	38.2	38.2	8	20	60	0
Opponents	622	6,943	35.8	35.8	8	21	65	0

FIELD GOALS

	1-19	20-29	30-39	40-49	50+
Davis	1-1	13-14	9-10	6-8	6-6
Team	1-1	13-14	9-10	6-8	1-6
Opponents	0-0	8-8	5-7	3-7	2-3

USUAL STARTING LINEUP

Offense	Defense
WRRob Moore	LEMichael Bankston
LTErnest Dye	LTEric Swann
RTLarry Tharpe	RTBernard Wilson
LGDuvall Love	REClyde Simmons
CEd Cunningham	LLBSeth Joyner
JJamie Dukes	MLBEric Hill
RGAnthony Redmon	RLBTerry Irving
OTBernard Daffney	OTJamil Miller
RTLarry Tharpe	LCBAeneas Williams
QBRob Selby	RCBPatrick Hunter
TEWendall Gaines	TETito Paul
WRFrank Sanders	SSLance Brown
QBDave Krieg	SSLorenzo Lynch
FBLarry Centers	FSBrent Alexander
RBGarrison Hearst	PJeff Feagles
KGreg Davis	

NOTES

Cards lose seven of final eight games to drop to 4-12, costing Head Coach **Buddy Ryan** his job ... defense ranks last against the run and in scoring defense despite league highs of 42 takeaways and 23 fumble recoveries ... Arizona's offense leads NFL with 43 turnovers (24 interceptions, 19 lost fumbles) ... low light of season at expansion Carolina Nov. 19 as Cards gain just 96 total yards, their lowest output in 40 years ... **FB Larry Centers** earns first Pro Bowl honor as first running back in league history to eclipse 100-pass reception plateau with 101 catches, a franchise record ... **Garrison Hearst** owns dubious distinction of becoming first running back in NFL history to score only one rushing touchdown during a 1,000-yard (1,070) season.

FINAL NFC EAST STANDINGS

Team	W	L	T	Pct.	Pts.	OP
Dallas#	12	4	0	.750	435	291
Philadelphia*	10	6	0	.625	318	338
Washington	6	10	0	.375	326	359
N.Y. Giants	5	11	0	.313	290	340
Arizona	4	12	0	.250	275	422

#Top NFC playoff seed

*Wild-card playoff qualifier



1996 (7-9)

HEAD COACH VINCE TOBIN

Sept. 1	At Indianapolis	L	13-20	48,133
Sept. 8	Miami	L	10-38	55,444
Sept. 15	At New England	L	0-31	59,118
Sept. 22	At New Orleans	W	28-14	34,316
Sept. 29	St. Louis	W	31-28 (OT)	33,116
Oct. 6	Open Date			
Oct. 13	At Dallas	L	3-17	64,096
Oct. 20	Tampa Bay	W	13-9	27,738
Oct. 27	New York Jets	L	21-31	28,088
Nov. 3	At N.Y. Giants	L	8-16	68,262
Nov. 10	At Washington	W	37-34 (OT)	51,929
Nov. 17	N.Y. Giants	W	31-23	34,924
Nov. 24	Philadelphia	W	36-30	36,175
Dec. 1	At Minnesota	L	17-41	45,767
Dec. 8	Dallas	L	6-10	70,763
Dec. 15	Washington	W	27-26	34,260
Dec. 22	At Philadelphia	L	19-29	63,658

Home: 5-3 (320,508). Away: 2-6 (435,279).

TEAM STATISTICS

	Cards	Opp.
Total First Downs.....	308	336
Rushing	70	120
Passing	214	192
Penalty	24	24
Total Net Yards.....	5190	5361
Average Per Game	324.4	335.1
Total Plays	1,050	1,062
Average Per Play	4.9	5.0
Net Yards Rushing.....	1502	1862
Average Per Game	93.9	116.4
Total Rushes	401	514
Net Yards Passing.....	3688	3499
Average Per Game	230.5	218.7
Sacked/Yards Lost	36/229	28/185
Gross Yards	3,917	3,684
Att./Comp./Pct.	613/336/54.8	520/311/59.8
Had Intercepted	21	11
Punts/Average.....	77/43.2	69/43.8
Penalties/Yards.....	106/873	104/841
Fumbles/Ball Lost.....	29/14	24/14
Touchdowns.....	33	44
Rushing	8	18
Passing	23	21
Returns	2	5

SCORE BY PERIOD

	Q1	Q2	Q3	Q4	OT	Pts.
Team	39	70	51	134	6	300
Opponents	56	130	90	121	0	397

SCORING

	TD	R	P	PAT	FG	S	Pts.	
Butler	0	0	0	0	17/19	14/17	0	59
Centers	9	2	7	0	0/0	0/0	0	54
Davis	0	0	0	0	12/12	9/14	0	39
R. Moore	4	0	4	0	0/0	0/0	0	26
L. Johnson	4	3	1	0	0/0	0/0	0	24
Sanders	4	0	4	0	0/0	0/0	0	24
Dowdell	2	0	2	0	0/0	0/0	0	12
McElroy	2	1	1	0	0/0	0/0	0	12
Smith	2	1	1	0	0/0	0/0	0	12
Esiason	1	1	0	0	0/0	0/0	0	8
Carter	1	0	1	0	0/0	0/0	0	6
Edwards	1	0	1	0	0/0	0/0	0	6
McWilliams	1	0	1	0	0/0	0/0	0	6

PASSING

	Att.	Comp.	Yds.	Comp. %	Yds./Att.	TD	TD%	Int.	Int. %	Long	Sack/Lost	Rating
Esiason	339	190	2,293	56.0	6.76	11	3.2	14	4.1	64t	17/109	70.6
K. Graham	274	146	1,624	53.3	5.93	12	4.4	7	2.6	69	19/120	75.1
Team	613	336	3,917	54.8	6.39	23	3.8	21	3.4	69	36/229	72.6
Opponents	520	311	3,684	59.8	7.08	21	4.0	11	2.1	55	28/185	86.1

SCORING (CONT.)

	TD	R	P	PAT	FG	S	Pts.
Miller	1	0	0	1	0/0	0/0	6
Williams	1	0	0	1	0/0	0/0	6
Team	33	8	23	2	29/3123	310	300
Opponents	44	18	21	5	41/4330	370	397

2-Pt. Conversions: Esiason, Moore. Team 2/2, Opponents 1/1

SACKS

Rice 12.5, Joyner 5.0, Swann 5.0, Miller 1.0, Ottis 1.0, B. Smith 1.0, Williams 1.0, Wilson 1.0, Bankston 0.5.

Team 28.0, Opponents 36.0

RUSHING

	No.	Yds.	Avg.	Long	TD
L. Johnson	141	634	4.5	70t	3
Centers	116	425	3.7	24	2
McElroy	89	305	3.4	32	1
K. Graham	21	87	4.1	19	0
Esiason	15	52	3.5	13	1
C. Smith	14	15	1.1	3	1
Feagles	1	0	0.0	0	0
McKinnon	1	-4	-4.0	-4	0
Sanders	2	-4	-2.0	1	0
Edwards	1	-8	-8.0	-8	0
Team	401	1,502	3.7	70t	8
Opponents	514	1,862	3.6	78	18

RECEIVING

	No.	Yds.	Avg.	Long	TD
Centers	99	766	7.7	39	7
Sanders	69	813	11.8	34	4
R. Moore	58	1,016	17.5	69	4
Edwards	29	311	10.7	31	1
Carter	26	329	12.7	36	1
Dowdell	20	318	15.9	64t	2
L. Johnson	15	176	11.7	35	1
McWilliams	7	80	11.4	21	1
McElroy	5	41	8.2	22t	1
Anderson	4	64	16.0	19	0
C. Smith	3	3	1.0	2	1
Terry	1	0	0.0	0	0
Team	336	3,896	11.6	69	23
Opponents	311	3,684	11.8	55	21

INTERCEPTIONS

	No.	Yds.	Avg.	Long	TD
Williams	6	89	14.8	65t	1
Alexander	2	3	1.5	3	0
Lassiter	1	20	20.0	20	0
Joyner	1	10	10.0	10	0
Bradford	1	0	0.0	0	0
Team	11	122	11.1	65t	1
Opponents	21	186	8.9	33	0

PUNT RETURNS

	Ret.	FC	Yds.	Avg.	Long	TD
Dowdell	34	8	297	8.7	35	0
Edwards	5	1	46	9.2	20	0
Team	39	9	343	8.8	35	0
Opponents	37	19	403	10.9	66t	1

KICKOFF RETURNS

	No.	Yds.	Avg.	Long	TD
McElroy	54	1,148	21.3	92	0
L. Johnson	10	198	19.8	27	0
Dowdell	5	122	24.4	31	0
Terry	4	84	21.0	30	0
McCleskey (N.O.)	1	18	18.0	18	0
McDonald	1	16	16.0	16	0
C. Smith	1	14	14.0	14	0
Team	75	1,582	21.1	92	0
Opponents	61	1,290	21.1	95t	1

PUNTING

	No.	Yds.	Avg.	Net	TB	In20	Lg	Blk.
Feagles	76	3,328	43.8	36.4	6	23	68	1
Team	77.3	3,284.3	42.36	4	6	23	68	1
Opponents	69.3	3,022.4	43.8	36.2	9	26	63	0

FIELD GOALS

	1-19	20-29	30-39	40-49	50+
Butler	1-1	6-6	5-8	2-2	0-0
Davis	0-0	7-9	1-2	1-3	0-0
Team	1-1	13-15	6-10	3-5	0-0
Opponents	0-0	14-14	10-11	5-10	1-2

USUAL STARTING LINEUP

Offense	Defense
WR.....Rob Moore	LE.....Michael Bankston
LT.....Lomas Brown	LT.....Eric Swann
LG.....Duval Love	RT.....Bernard Wilson
WR.....Rob Selby	RE.....Simeon Rice
C.....Mike Devlin	LLB.....Seth Joyner
Aaron Graham	MLB.....Eric Hill
RG.....Anthony Redmon	RLB.....Jamir Miller
RT.....Joe Wolf	LCB.....Aeneas Williams
TE.....Pat Carter	RCB.....Ronnie Bradford
WR.....Frank Sanders	SS.....Matt Darby
QB.....Boomer Esiason	FS.....Brent Alexander
Kent Graham	P.....Jeff Feagles
FB.....Larry Centers	
RB.....Leeland McElroy	
LeShon Johnson	
K.....Kevin Butler	
Greg Davis	

NOTES

Improvement from 4-12 to 7-9 record, underscored by an offense that jumps from 24th to 12th and a defense from 26th to 21st, highlight Vince Tobin's first season as head coach ... RB LeShon Johnson bursts for runs of 56 and 70 yards Sept. 22 at New Orleans—believed to be the longest touchdown runs on consecutive carries in NFL history—en route to franchise single-game rushing mark of 214 yards ... QB Boomer Esiason passes for 522 yards (third most in league history) in 37-34 overtime win at R.F.K. Stadium against Washington on Nov. 10 ... 0-8 N.Y. Jets secure the only victory of their 1-15 season with 31-21 win at Arizona Oct. 27 ... first-round draft pick, Illinois DE Simeon Rice, sets Cardinal mark and equals then league rookie record with 12.5 quarterback sacks.

FINAL NFC EAST STANDINGS

Team	W	L	T	Pct.	Pts.	OP
Dallas	10	6	0	.625	286	250
Philadelphia*	10	6	0	.625	363	341
Washington	9	7	0	.563	364	312
Arizona	7	9	0	.438	300	397
N.Y. Giants	6	10	0	.375	242	297

*Wild-card playoff qualifier



ARIZONA CARDINALS

1997 (4-12)

HEAD COACH VINCE TOBIN

Aug. 31	At Cincinnati	L	21-24	53,644
Sept. 7	Dallas	W	25-22 (OT)	70,060
Sept. 14	At Washington	L	13-19 (OT)	78,270
Sept. 21	Open Date			
Sept. 28	At Tampa Bay	L	18-19	53,804
Oct. 5	Minnesota	L	19-20	43,987
Oct. 12	N.Y. Giants	L	13-27	36,943
Oct. 19	At Philadelphia	L	10-13 (OT)	66,860
Oct. 26	Tennessee	L	14-41	42,333
Nov. 2	Philadelphia	W	31-21	35,850
Nov. 9	At Dallas	L	6-24	64,302
Nov. 16	At N.Y. Giants	L	10-19	68,316
Nov. 23	At Baltimore	W	16-13	53,976
Nov. 30	Pittsburgh	L	20-26 (OT)	64,322
Dec. 7	Washington	L	28-38	35,848
Dec. 14	At New Orleans	L	10-27	45,517
Dec. 21	Atlanta	W	29-26	25,273

Home: 3-5 (354,616). Away: 1-7 (484,689).

TEAM STATISTICS

	Cards	Opp.
Total First Downs.....	295	298
Rushing	79	112
Passing	186	167
Penalty	30	19
Total Net Yards.....	4713	5426
Average Per Game	294.6	339.1
Total Plays	1,075	1,049
Average Per Play	4.4	5.2
Net Yards Rushing.....	1255	2180
Average Per Game	78.4	136.3
Total Rushes	395	524
Net Yards Passing.....	3458	3246
Average Per Game	216.1	202.9
Sacked/Yards Lost	78/495	34/215
Gross Yards	3,953	3,461
Att./Comp./Pct.602/317/52.7491/279/56.8		
Had Intercepted	22	15
Punts/Average.....	92/43.8	94/43.9
Penalties/Yards.....	93/775	113/981
Fumbles/Ball Lost.....	27/20	16/5
Touchdowns.....	32	42
Rushing	9	13
Passing	19	23
Returns	4	6

SCORE BY PERIOD

	Q1	Q2	Q3	Q4	OT	Pts.
Team	44	67	85	84	3	283
Opponents	63	101	83	117	15	379

SCORING

	TD	R	P	R	PAT	FG	S	Pts.
Nedney	0	0	0	0	19/19	11/17	0	52
Rob Moore	8	0	8	0	0/0	0/0	0	50
Butler	0	0	0	0	9/10	8/12	0	33
Sanders	4	0	4	0	0/0	0/0	0	24
Gedney	4	0	4	0	0/0	0/0	0	26
Plummer	2	2	0	0	0/0	0/0	0	14
Centers	2	1	1	0	0/0	0/0	0	12
K. Graham	2	2	0	0	0/0	0/0	0	12
McElroy	2	2	0	0	0/0	0/0	0	12
A. Williams	2	0	2	0	0/0	0/0	0	12
Bennett	1	0	0	1	0/0	0/0	0	6
Carter	1	0	1	0	0/0	0/0	0	6
Case	1	1	0	0	0/0	0/0	0	6
Ron Moore	1	1	0	0	0/0	0/0	0	6

PASSING

	Att.	Comp.	Yds.	Comp. %	Yds./Att.	TD	TD%	Int.	Int. %	Long	Sack/Lost	Rating
Plummer	296	157	2,203	53.0	7.44	15	5.1	15	5.1	70t	52/291	73.1
K. Graham	250	130	1,408	52.0	5.63	4	1.6	5	2.0	47	16/115	65.9
Case	55	29	316	52.7	5.75	0	0.0	2	3.6	30	10/89	54.8
Sanders	1	1	26	100.0	26.00	0	0.0	0	0.0	26	0/0	118.8
Team	602	317	3,953	52.7	6.57	19	3.2	22	3.7	70t	78/495	68.6
Opponents	491	279	3,461	56.8	7.05	23	4.7	15	3.1	69	34/215	81.7

SCORING (CONT.)

	TD	R	P	R	PAT	FG	S	Pts.
C. Smith	1	1	0	0	0/0	0/0	0	6
K. Williams	1	0	1	0	0/0	0/0	0	6
Wilson	1	0	0	1	0/0	0/0	0	6
Team	32	9	19	4	28/2919	29/0	283	
Opponents	42	13	23	6	35/3730	35/0	379	

2-Pt. Conversions: Rob Moore, Plummer, Sanders. Team 3/3, Opponents 1/3

SACKS

Swann 7.5, M. Smith 6.0, Miller 5.5, Rice 5.0, Lassiter 3.0, Bankston 2.0, Caldwell 2.0, Howard 1.0, McCleskey 1.0, McKinnon 1.0.
Team 34.0, Opponents 78.0

RUSHING

	No.	Yds.	Avg.	Long	TD
McElroy	135	424	3.1	18	2
Ron Moore (NFL)	81	278	3.4	27t	1
Ron Moore (AZ)	57	175	3.1	16	0
Centers	101	276	2.7	14	1
Plummer	39	216	5.5	31	2
Johnson	23	81	3.5	11	0
Bouie	11	26	2.4	6	0
K. Graham	13	23	1.8	10	2
Gedney	1	15	15.0	15	0
Case	7	8	1.1	3	1
Sanders	1	5	5.0	5	0
C. Smith	4	5	1.3	2	1
McKinnon	1	3	3.0	3	0
Feagles	0	0	0.0	0	0
Swann	1	0	0.0	0	0
K. Williams	1	-2	-2.0	-2	0
Team	395	1,255	3.2	31	9
Opponents	524	2,180	4.2	44	13

RECEIVING

	No.	Yds.	Avg.	Long	TD
Rob Moore	97	1,584	16.3	47t	8
Sanders	75	1,017	13.6	70t	4
Centers	54	409	7.6	29	1
Gedney	23	261	11.3	37	4
K. Williams	20	273	13.7	31t	1
Edwards	20	203	10.2	33	0
McWilliams	7	75	10.7	15	0
Carter	7	44	6.3	15	1
McElroy	7	32	4.6	17	0
Ron Moore	4	34	8.5	13	0
Johnson	3	4	1.3	7	0
C. Smith	2	20	10.0	18	0
Brook	1	29	29.0	29	0
Plummer	1	2	2.0	2	0
Wilson	0	0	0.0	0	0
Team	317	3,953	12.5	70t	19
Opponents	279	3,461	12.4	69	23

INTERCEPTIONS

	No.	Yds.	Avg.	Long	TD
A. Williams	6	95	15.8	42t	2
McKinnon	3	40	13.3	17	0
Wilson	1	66	66.0	66t	1
McCleskey	1	15	15.0	15	0
Lassiter	1	10	10.0	10	0
Caldwell	1	5	5.0	5	0
Bennett	1	0	0.0	0	0
Rice	1	0	0.0	0	0
Team	15	231	15.4	66t	3
Opponents	22	289	13.1	41	2

PUNT RETURNS

	Ret.	FC	Yds.	Avg.	Long	TD
K. Williams	40	15	462	11.6	50	0
Edwards	1	1	-1	-1.0	-1	0
Team	41	16	461	11.2	50	0
Opponents	40	27	441	11.0	50	0

KICKOFF RETURNS

	No.	Yds.	Avg.	Long	TD
K. Williams	59	1,458	24.7	63	0
Bouie	6	136	22.7	27	0
C. Smith	3	50	16.7	21	0
Gedney	2	26	13.0	16	0
Ron Moore	1	17	17.0	17	0
Johnson	0	26	26	0	0
Team	71	1,696	24.2	63	0
Opponents	42	945	22.5	42	1

PUNTING

	No.	Yds.	Avg.	Net	TB	In20	Lg	Bk.
Feagles	914	0,028	44.3	36.8	10	24	62	1
Team	924	0,028	44.3	36.8	10	24	62	1
Opponents	944	1,304.3	35.6	26	66	2	6	2

FIELD GOALS

	1-19	20-29	30-39	40-49	50+
Nedney	1-1	3-3	4-4	3-7	0-2
Butler	0-0	4-4	6-8	2-4	0-0
Team	1-1	7-7	2-4	5-11	0-2
Opponents	1-1	9-9	12-13	7-9	1-3

USUAL STARTING LINEUP

Offense	Defense
WR.....Rob Moore	LE.....Michael Bankston
LT.....Lomas Brown	LT.....Eric Swann
LG.....Rob Selby	RT.....Bernard Wilson
	Matt Joyce
RE.....Simeon Rice	
C.....Mike Devlin	LLB.....Jamir Miller
RG.....Anthony Redmon	MLB.....Eric Hill
RT.....James Dexter	Ronald McKinnon
Joe Wolf	RLB.....Ronald McKinnon
TE.....Johnny McWilliams	Terry Irving
Pat Carter	LCB.....Aeneas Williams
WR.....Frank Sanders	RCB.....Tom Knight
QB.....Jake Plummer	SS.....Matt Darby
Kent Graham	Tommy Bennett
FB.....Larry Centers	FS.....Brent Alexander
Leeland McElroy	P.....Jeff Feagles
K.....Joe Nedney	
Kevin Butler	

NOTES

Cards go 3-6 in nine games decided in final minute or overtime (four), including the first five ... QB **Jake Plummer** sets team rookie passing records by completing 157 of 296 passes (53 percent) for 2,203 yards and 15 touchdowns ... his 388 yards Nov. 15 at the Giants set NFL rookie single-game passing mark ... WR **Rob Moore** sets club single-season record with NFL-leading 1,555 receiving yards ... Moore (97 rec.) and WR **Frank Sanders** (75 rec., 1,017 yards) become the first pair of Card wide receivers to each better 1,000 yards in same season ... 66-yard interception return for a touchdown by T **Bernard Wilson** Nov. 2 vs. Eagles the longest in team history by a defensive lineman ... Cards snap 13-game Dallas series winning streak.

FINAL NFC EAST STANDINGS

Team	W	L	T	Pct.	Pts.	OP
N.Y. Giants	10	5	1	.656	307	265
Washington	8	7	1	.531	327	289
Philadelphia	6	9	1	.406	317	372
Dallas	6	10	0	.375	304	314
Arizona	4	12	0	.250	283	379



1998 (9-7)

HEAD COACH VINCE TOBIN

Sept. 6	At Dallas	L 10-38	63,602
Sept. 13	At Seattle	L 14-33	57,678
Sept. 20	Philadelphia	W 17-3	36,717
Sept. 27	At St. Louis	W 20-17	55,832
Oct. 4	Oakland	L 20-23	52,178
Oct. 11	Chicago	W 20-7	47,860
Oct. 18	At N.Y. Giants	L 7-34	70,456
Oct. 25	Open Date		
Nov. 1	At Detroit	W 17-15	66,087
Nov. 8	Washington	W 29-27	43,159
Nov. 15	Dallas	L 28-35	69,923
Nov. 22	At Washington	W 45-42	66,435
Nov. 29	At Kansas City	L 24-34	69,613
Dec. 6	N.Y. Giants	L 19-23	46,128
Dec. 13	At Philadelphia	W 20-17 (OT)	52,178
Dec. 20	New Orleans	W 19-17	51,617
Dec. 27	San Diego	W 16-13	71,670

Home: 5-3 (419,252). Away: 4-4 (511,879).

NFC Wild Card Playoff

Jan. 2 At Dallas W 20-7 62,969

NFC Divisional Playoff

Jan. 10 At Minnesota L 21-41 63,760

TEAM STATISTICS

	Cards	Opp.
Total First Downs.....	315	321
Rushing	98	117
Passing	179	177
Penalty	38	27
3rd Down: Made/Att.76/218	78/210	
3rd Down Pct.	34.9	37.1
4th Down: Made Att. 10/18	11/18	
4th Down Pct.	55.6	61.1
Possession Average...29:15	30:45	
Total Net Yards.....	5109	5265
Avg. Per Game	319.3	329.1
Total Plays	1052	1049
Avg. Per Play	4.9	5.0
Net Yards Rushing.....	1627	1989
Avg. Per Game	101.7	124.3
Total Rushes	450	492
Net Yards Passing.....	3482	3276
Avg. Per Game	217.6	204.8
Sacked/Yards Lost	50/286	39/250
Gross Yards	3768	3526
Att./Completions	552/326	518/299
Completion Pct.	59.1	57.7
Had Intercepted	20	20
Punts/Average.....	82/41.2	75/43.9
Net Punting Average	82/35.9	75/38.7
Penalties/Yards.....	88/758	114/954
Fumbles/Balls Lost.....	30/16	31/19
Touchdowns.....	36	44
Rushing	18	18
Passing	17	21
Returns	1	5

SCORE BY PERIOD

	Q1	Q2	Q3	Q4	OT	Pts.
Team	61	99	69	93	3	325
Opponents	61	127	68	122	0	378

SCORING

	TD	R	P	R	PAT	FG	S	Pts.
Nedney	0	0	0	0	30/30	13/19	0	69
Murrell	10	8	2	0	0/0	0/0	0	60
Bates	6	6	0	0	0/0	0/0	0	36
Jacke	0	0	0	0	6/6	10/14	0	36
Moore	5	0	0	0	0/0	0/0	0	30
McWilliams	4	0	0	0	0/0	0/0	0	24
Plummer	4	4	0	0	0/0	0/0	0	24

PASSING

	Att.	Comp.	Yds.	Comp. %	Yds./Att.	TD	TD%	Int.	Int. %	Long	Sack/Lost	Rating
Plummer	547	324	3,737	59.2	6.83	17	3.1	20	3.7	57	49/280	75.0
D. Brown	5	2	31	40.0	6.20	0	0.0	0	0.0	19	1/6	61.3
Team	552	326	3,768	59.1	6.83	17	3.1	20	3.6	57	50/286	74.9
Opponents	518	299	3,526	57.7	6.81	21	4.1	20	3.9	87t	39/250	76.0

SCORING (CONT.)

	TD	R	P	R	PAT	FG	S	Pts.
Sanders	3	0	3	0	0/0	0/0	0	18
Centers	2	0	2	0	0/0	0/0	0	12
Bennett	1	0	1	0	0/0	0/0	0	6
Gedney	1	0	1	0	0/0	0/0	0	6
Team	36	18	17	1	36/3623	332	325	
Opponents	44	18	21	5	40/4124	300	378	

2-Pt. Conversions: Team 0/0, Opponents 0/0

SACKS

Rice 10.0, M. Smith 9.0, Wadsworth 5.0, Swann 4.0, Miller 3.0, McKinnon 2.0, Knight 1.0, Maddox 1.0, Sapp 1.0, Tillman 1.0, Williams 1.0, Wilson 1.0.

Team 39.0, Opponents 50.0

RUSHING

	No.	Yds.	Avg.	Long	TD
Murrell	274	1,042	3.8	32	8
Plummer	51	217	4.3	27	4
Bates	60	165	2.8	15	6
Centers	31	110	3.5	14	0
Pittman	29	91	3.1	11	0
D. Brown	1	2	2.0	2	0
Sanders	4	0	0.0	7	0
Team	450	1,627	3.6	32	18
Opponents	492	1,989	4.0	30t	18

RECEIVING

	No.	Yds.	Avg.	Long	TD
Sanders	89	1,145	12.9	42	3
Centers	69	559	8.1	54	2
Moore	67	982	14.7	57	5
Metcalf	31	324	10.5	29	0
McWilliams	26	284	10.9	26	4
Gedney	22	271	12.3	32	1
Murrell	18	169	9.4	30	2
Brock	2	12	6.0	7	0
Bates	1	14	14.0	14	0
Anderson	1	8	8.0	8	0
Team	326	3,768	11.6	57	17
Opponents	299	3,526	11.8	87t	21

INTERCEPTIONS

	No.	Yds.	Avg.	Long	TD
Lassiter	8	80	10.0	29	0
McKinnon	5	25	5.0	17	0
Bennett	2	100	50.0	70t	1
Chavous	2	0	0.0	0	0
Williams	1	15	15.0	15	0
McCombs	1	14	14.0	14	0
McCluskey	1	1	1.0	1	0
Team	20	235	11.8	70t	1
Opponents	20	373	18.7	56t	4

PUNT RETURNS

	Ret.	FC	Yds.	Avg.	Long	TD
Metcalf	43	7	295	6.9	24	0
Team	43	7	295	6.9	24	0
Opponents	38	21	313	8.2	43	0

KICKOFF RETURNS

	No.	Yds.	Avg.	Long	TD
Metcalf	57	1,218	21.4	59	0
Pittman	4	84	21.0	22	0
Gedney	2	12	6.0	7	0
Team	63	1,314	20.9	59	0
Opponents	56	1,200	21.4	62	0

PUNTING

	No.	Yds.	Avg.	Net	TBIn20	Lg	Blk.
Player	81	3,378	41.7	35.9	6	12	67
Team	823	3,784	41.2	35.9	6	12	67
Opponents	753	2,964	39.3	38.7	5	26	64

FIELD GOALS

	1-19	20-29	30-39	40-49	50+
Nedney	0-0	6-6	1-1	5-8	1-4
Jacke	0-0	3-3	5-6	1-3	1-2
Team	0-0	9-9	6-7	6-11	2-6
Opponents	2-2	8-8	5-8	4-5	5-7

USUAL STARTING LINEUP

Offense	Defense
WR.....Rob Moore	LE.....Andre Wadsworth
LT.....Lomas Brown	LT.....Eric Swann
LG.....Chris Dishman	Rashod Swinger
CG.....Aaron Graham	RT.....Mark Smith
RG.....Lester Holmes	RE.....Simeon Rice
RT.....James Dexter	LLB.....Jamir Miller
TE Johnny McWilliams	MLB.....Ronald McKinnon
WR.....Frank Sanders	RLB.....Tony McCombs
QB.....Jake Plummer	LCB.....Aeneas Williams
FB.....Larry Centers	RCB.....Corey Chavous
RB.....Adrian Murrell	Tom Knight
K.....Joe Nedney	J.B. Brown
Chris Jacke	SS.....Tommy Bennett
	FS.....Kwamie Lassiter
	Pat Tillman
	P.....Scott Player

NOTES

First postseason appearance since 1982, ending the NFL's longest playoff drought at 15 years ... first postseason berth in a non-strike season since 1975, first postseason victory since 1947, and first winning season and first 10-win campaign since 1984 ... eight NFC victories most since 1976 ... NFL record seven victories by three points or less, winning four on game-ending field goals ... seven of nine victories by 18 combined points earns "Wild Cards" nickname ... 45-point outburst at Washington Nov. 22 the Cardinals' best scoring output in 21 years ... seven of nine victories are QB Jake Plummer-led comebacks ... Plummer's three rushing touchdowns at Washington Nov. 22 the most by an NFL quarterback since the Saints' Archie Manning in 1977 ... RB Adrian Murrell becomes sixth player in NFL history to rush for over 1,000 yards for different teams in consecutive seasons ... WR Frank Sanders leads NFC (NFL runner-up) with 89 receptions ... FB Larry Centers becomes the Cardinals' career receiving leader ... eight defensive takeaways Oct. 11 vs. Chicago tie Seattle for NFL season best ... final three games provide largest viewing audiences in the history of three Phoenix television stations—the CBS, ABC, and FOX affiliates, respectively.

FINAL NFC EAST STANDINGS

Team	W	L	T	Pct.	Pts.	OP
Dallas	10	6	0	.625	381	275
Arizona*	9	7	0	.563	325	378
N.Y. Giants	8	8	0	.500	287	309
Washington	6	10	0	.375	319	421
Philadelphia	3	10	0	.188	161	344

*Wild-card playoff qualifier



1999 (6-10)

HEAD COACH VINCE TOBIN

Sept. 12	At Philadelphia	W	25-24	64,113
Sept. 19	At Miami	L	16-19	73,618
Sept. 27	San Francisco	L	10-24	70,993
Oct. 3	At Dallas	L	7-35	64,169
Oct. 10	N.Y. Giants	W	14-3	43,968
Oct. 17	Washington	L	10-24	51,789
Oct. 24	Open Date			
Oct. 31	New England	L	3-27	47,030
Nov. 7	At N.Y. Jets	L	7-12	77,857
Nov. 14	Detroit	W	23-19	61,924
Nov. 21	Dallas	W	13-9	64,773
Nov. 28	At N.Y. Giants	W	34-24	77,809
Dec. 5	Philadelphia	W	21-17	41,187
Dec. 12	At Washington	L	3-28	75,851
Dec. 19	Buffalo	L	21-31	59,509
Dec. 26	At Atlanta	L	14-37	47,074
Jan. 2	At Green Bay	L	24-49	59,818

Home: 4-4 (421,173). Away: 2-6 (540,309).

TEAM STATISTICS

	Cards	Opp.
Total First Downs	254	301
Rushing	77	128
Passing	150	157
Penalty	27	16
3rd Down: Made/Att.72/221	94/232	
3rd Down Pct.	32.6	40.5
4th Down: Made Att.	4/17	4/15
4th Down Pct.	23.5	26.7
Possession Average	27.10	32.51
Total Net Yards	4010	5422
Avg. Per Game	250.6	338.9
Total Plays	959	1,068
Avg. Per Play	4.0	5.1
Net Yards Rushing	1,207	2,265
Avg. Per Game	5.4	141.6
Total Rushes	396	542
Net Yards Passing 2803	3,157	
Avg. Per Game	175.2	197.3
Sacked/Yards Lost	45/282	33/229
Gross Yards	3,085	3,386
Att./Completions	558/287	493/294
Completion Pct.	51.4	59.6
Had Intercepted	30	17
Punts/Average 94/42.0	...	89/42.4
Net Punting Average 94/36.7	...	89/34.2
Penalties/Yards 70/481	...	112/938
Fumbles/Balls Lost 31/10	...	28/10
Touchdowns	27	48
Rushing	13	17
Passing	11	25
Returns	3	6

SCORE BY PERIOD

	Q1	Q2	Q3	Q4	OT	Pts.
Team	19	97	50	79	0	245
Opponents	118	97	56	111	0	382

SCORING

	TD	R	P	R	PAT	FG	S	Pts.
Jacke	0	0	0	0	26/26	19/27	0	83
Bates	9	9	0	0	0/0	0/0	0	54
Moore	5	0	5	0	0/0	0/0	0	30
Boston	2	0	2	0	0/0	0/0	0	12
Pittman	2	2	0	0	0/0	0/0	0	12
Plummer	2	2	0	0	0/0	0/0	0	12
Cody	1	0	1	0	0/0	0/0	0	6
Fredrickson	1	0	0	1	0/0	0/0	0	6
Lassiter	1	0	0	1	0/0	0/0	0	6
Makovicka	1	0	1	0	0/0	0/0	0	6

PASSING

	Att.	Comp.	Yds.	Comp. %	Yds./Att.	TD	TD%	Int.	Int. %	Long	Sack/Lost	Rating
Plummer	381	201	2,111	52.8	5.54	9	2.4	24	6.3	63	27/152	50.8
Brown	169	84	944	49.7	5.59	2	1.2	6	3.6	71	18/130	55.9
Greisen	6	1	4	16.7	0.67	0	0.0	0	0.0	4	0/0	39.6
Pittman	1	1	26	100.0	26.00	0	0.0	0	0.0	26	0/0	118.8
Sanders	1	0	0	0.0	0.00	0	0.0	0	0.0	0	0/0	39.6
Team	558	287	3,085	51.4	5.53	11	2.0	30	5.4	71	45/282	52.2
Opponents	493	294	3,386	59.6	6.87	25	5.1	17	3.4	77t	33/229	82.9

SCORING (CONT.)

	TD	R	P	R	PAT	FG	S	Pts.
McWilliams	1	0	1	0	0	0	0	6
Sanders	1	0	1	0	0	0	0	6
Swann	1	0	0	1	0	0	0	6
Team	27	13	11	3	26	2619/270	245	
Opponents	48	17	25	6	44	4516/241	382	

2-Pt. Conversions: Team 0/1, Opponents 0/3

SACKS

Rice 16.5, Swann 4, Burke 2.5, Fredrickson 2, Wadsworth 2, Drake 1, McKinnon 1, Ottis 1, Sapp 1, Swinger 1, Walz 1.

Team 33, Opponents 45

RUSHING

	No.	Yds.	Avg.	Long	TD
Murrell	193	553	2.9	22	0
Pittman	64	289	4.5	58t	2
Bates	72	202	2.8	16	9
Plummer	39	121	3.1	17	2
Brown	13	49	3.8	10	0
Makovicka	8	7	0.9	7	0
Tillman	1	4	4.0	4	0
Boston	5	0	0.0	7	0
Player	1	-18	-18.0	-18	0
Team	396	1,207	3.0	58t	13
Opponents	542	2,265	4.2	68t	17

RECEIVING

	No.	Yds.	Avg.	Long	TD
Sanders	79	954	12.1	63	1
Murrell	49	335	6.8	23	0
Boston	40	473	11.8	43	2
Moore	37	621	16.8	71	5
Hardy	30	222	7.4	23	0
Pittman	16	196	12.3	46	0
McWilliams	11	71	6.5	11	1
Makovicka	10	70	7.0	15	1
Cody	6	60	10.0	16	1
Bates	5	34	6.8	18	0
McCullough	3	45	15.0	31	0
McKinley	1	4	4.0	4	0
Team	287	3,085	10.7	71	11
Opponents	294	3,386	11.5	77t	25

INTERCEPTIONS

	No.	Yds.	Avg.	Long	TD
Lassiter	2	110	55.0	78t	1
Fredrickson	2	57	28.5	34t	1
Knight	2	16	8.0	16	0
Tillman	2	7	3.5	6	0
Williams	2	5	2.5	8	0
Swann	1	42	42.0	42t	1
Wadsworth	1	23	23.0	23	0
Bennett	1	13	13.0	13	0
McCleskey	1	2	2.0	2	0
Chavous	1	1	1.0	1	0
Drake	1	0	0.0	0	0
McKinnon	1	0	0.0	0	0
Team	17	276	16.2	78t	3
Opponents	30	336	11.2	59t	2

PUNT RETURNS

	Ret.	FC	Yds.	Avg.	Long	TD
Cody	32	12	373	11.7	31	0
Boston	7	0	62	8.9	43	0
Pittman	4	0	16	4.0	7	0
Knight	3	1	38	12.7	27	0
McCleskey	1	0	0	0.0	0	0
Team	47	13	489	10.4	43	0
Opponents	53	16	340	6.4	36	0

KICKOFF RETURNS

	No.	Yds.	Avg.	Long	TD
Bates	52	1,231	23.7	68	0
Cody	4	76	19.0	29	0
Tillman	3	33	11.0	18	0
Pittman	2	31	15.5	22	0
Dishman	1	9	9.0	9	0
Lassiter	1	13	13.0	13	0
Makovicka	1	10	10.0	10	0
Team	64	1,403	21.9	68	0
Opponents	59	1,224	20.7	88t	2

PUNTING

	No.	Yds.	Avg.	Net	TB	In20	Lg	Bk.
Player	94	3,948	42.0	36.7	8	18	60	0
Team	943	9,484	40.3	36.7	8	18	60	0
Opponents	893	7,754	42.4	34.2	23	69	0	0

FIELD GOALS

	1-19	20-29	30-39	40-49	50+
Jacke	0-0	5-5	10-12	4-7	0-3
Team	0-0	5-5	10-12	4-7	0-3
Opponents	0-0	5-7	6-6	4-8	1-3

USUAL STARTING LINEUP

Offense	Defense
WR.....Rob Moore	LE . Andre Wadsworth
LT.....Matt Joyce	Brad Ottis
L.J. Shelton	LT.....Rashod Swinger
LG.....Chris Dishman	RT.....Jerry Drake
Matt Joyce	RE.....Simeon Rice
C.....Aaron Graham	LLB. Rob Fredrickson
RG.....Lester Holmes	MLB.Ronald McKinnon
RT .Anthony Clement	RT.....Zack Walz
TE.....Terry Hardy	LCB. Aeneas Williams
WR.....Frank Sanders	RCB..... Tom Knight
QB.....Jake Plummer	SS.....Tommy Bennett
FB.....Joel Makovicka	FS ... Kwame Lassiter
RB.....Adrian Murrell	P.....Scott Player
K.....Chris Jacke	

NOTES

RB Mario Bates' nine rushing touchdowns a team best since 1993 ... K Chris Jacke's 31-yard game-winning field goal in season-opener at Philadelphia makes him the first NFL kicker to win four consecutive regular-season games with walk-off three-pointers ... Mac Cody's 11.7-yard punt-return average leads NFC ... WR Frank Sanders' 13 receptions in finale at Green Bay most by a Card since 1962 ... RB Michael Pittman logs 133 rushing yards against Detroit in first career start ... MLB Ronald McKinnon becomes first Cardinal to crack 200-tackle plateau (223 total stops) ... OLB Rob Fredrickson sets franchise medium-day record with 22 total tackles vs. N.Y. Jets and becomes first Card linebacker to return an interception for a touchdown since 1987.

FINAL NFC EAST STANDINGS

Team	W	L	T	Pct.	Pts.	OP
Washington	10	6	0	.625	443	377
Dallas*	8	8	0	.500	352	276
N.Y. Giants	7	9	0	.438	299	358
Arizona	6	10	0	.375	245	382
Philadelphia	5	11	0	.313	272	357

*Wild-card playoff qualifier



2000 (3-13)

HEAD COACH VINCE TOBIN (7 GAMES)

HEAD COACH DAVE MCGINNIS (9 GAMES)

Sept. 3	At N.Y. Giants	L	16-21	77,343
Sept. 10	Dallas	W	32-31	58,303
Sept. 17	Open Date			
Sept. 24	Green Bay	L	3-29	69,568
Oct. 1	At San Francisco	L	20-27	66,985
Oct. 8	Cleveland	W	29-21	39,148
Oct. 15	Philadelphia	L	14-33	36,590
Oct. 22	At Dallas	L	7-48	62,981
Oct. 29	New Orleans	L	10-21	35,016
Nov. 5	Washington	W	16-15	44,723
Nov. 12	At Minnesota	L	14-31	64,223
Nov. 19	At Philadelphia	L	9-34	65,356
Nov. 26	N.Y. Giants	L	7-31	38,909
Dec. 3	At Cincinnati	L	13-24	50,289
Dec. 10	At Jacksonville	L	10-44	53,472
Dec. 17	Baltimore	W	7-13	37,452
Dec. 24	At Washington	L	3-20	65,711
			210-443	

Home: 3-5 (359,709). Away: 0-8 (506,451).

TEAM STATISTICS

	Cards	Opp.
Total First Downs.....	253	345
Rushing	71	149
Passing	156	175
Penalty	26	21
3rd Down: Made/Att.75/199	105/222	
4th Down Pct.	37.7	47.3
4th Down: Made Att. 8/27	10/15	
4th Down Pct.	29.6	66.7
Possession Average...26:32	33:28	
Total Net Yards.....	4,528	5,737
Average Per Game	283.0	358.6
Total Plays	932	1,062
Average Per Play	4.9	5.4
Net Yards Rushing	1,278	2,609
Average Per Game	79.9	163.1
Total Rushes	343	579
Net Yards Passing.....	3,250	3,128
Average Per Game	203.1	195.5
Sacked/Yards Lost	35/228	25/135
Gross Yards	3,478	3,263
Att./Comp./Pct.554/316/57.0458/295/64.4		
Had Intercepted	24	10
Punts/Average.....	65/44.2	59/41.1
Penalties/Yards.....	96/785	96/914
Fumbles/Ball Lost	32/20	17/10
Touchdowns.....	24	52
Rushing	6	29
Passing	16	19
Returns	2	4

SCORE BY PERIOD

	Q1	Q2	Q3	Q4	OT	Pts.
Team	30	48	57	75	0	210
Opponents	114	130	95	104	0	443

SCORING

	TD	R	P	R	PAT	FG	S	Pts.
Blanchard	0	0	0	0	18/19	16/23	0	66
Boston	7	0	7	0	0/0	0/0	0	42
Pittman	6	4	2	0	0/0	0/0	0	36
Sanders	6	0	6	0	0/0	0/0	0	36
Jones	2	2	0	0	0/0	0/0	0	12
Hardy	1	0	1	0	0/0	0/0	0	6
Jenkins	1	0	0	1	0/0	0/0	0	6
Team	24	6	16	2	18/19	16/23	0	210
Opponents	52	29	19	4	50/51	27/34	0	443

2-Pt. Conversions: Team 0/5, Opponents 0/1

PASSING

	Att.	Comp.	Yds.	Comp. %	Yds./Att.	TD	TD%	Int.	Int. %	Long	Sack/Lost	Rating
Plummer	475	270	2,946	56.8	6.20	13	2.7	21	4.4	70t	22/151	66.0
Brown	69	40	467	58.0	6.77	2	2.9	3	4.3	44t	10/53	70.1
Greisen	10	6	65	60.0	6.50	1	100.0	0	0.0	26t	3/24	112.5
Player	0	0	0	0.0	0.0	0	0.0	0	0.0	0	1/11	0.0
Team	554	316	3,478	57.0	6.28	16	2.9	24	4.3	70t	36/239	67.4
Opponents	458	295	3,263	64.4	7.12	19	4.1	10	2.2	65t	36/239	90.2

SACKS

Rice 7.5, McKinnon 4, Smith 3, Folston 2, Maddox 1.5, Tillman 1.5, Fredrickson 1, Issa 1, Knight 1, Ottis 1, Wadsworth 1, Davis 0.5.
Team 25.0, Opponents 35.0

RUSHING

	No.	Yds.	Avg.	Long	TD
Pittman	184	719	3.9	29	4
Jones	112	373	3.3	29	2
Plummer	37	183	4.9	24	0
Boston	3	9	3.0	24	0
Makovicka	3	8	2.7	7	0
Greisen	1	1	1.0	1	0
Dave Brown	1	0	0.0	0	0
Jenkins	1	-4	-4.0	-4	0
Player	1	-11	-11.0	-11	0
Team	343	1,278	3.7	29	6
Opponents	579	2,609	4.5	78t	29

RECEIVING

	No.	Yds.	Avg.	Long	TD
Pittman	73	579	7.9	36t	2
Boston	71	1,156	16.3	70t	7
Sanders	54	749	13.9	53t	6
Jones	32	208	6.5	20	0
Hardy	27	160	5.9	13	1
Jenkins	17	219	12.9	34	0
Cody	17	212	12.5	24	0
Gedney	10	75	7.5	24	0
Makovicka	6	18	3.0	5	0
Mitchell	5	80	16.0	42	0
McKinley	2	13	6.5	9	0
C. Williams	1	5	5.0	5	0
Team	316	3,478	11.0	70t	16
Opponents	295	3,263	11.1	65t	19

INTERCEPTIONS

	No.	Yds.	Avg.	Long	TD
A. Williams	5	102	20.4	48	0
Tillman	1	30	30.0	27	0
Lassiter	1	11	11.0	11	0
Fredrickson	1	8	8.0	8	0
Chavous	1	0	0.0	0	0
Walz	1	0	0.0	0	0
Team	10	151	15.1	48	0
Opponents	24	383	16.0	45	2

PUNT RETURNS

	Ret.	FC	Yds.	Avg.	Long	TD
Cody	31	11	222	7.2	25	0
Jenkins	1	0	1	1.0	1	0
Team	32	11	223	7.0	25	0
Opponents	37	18	347	9.4	64t	2

KICKOFF RETURNS

	No.	Yds.	Avg.	Long	TD
Jenkins	82	2,186	26.7	98t	1
Bennett	1	17	17.0	17	0
Cody	1	18	18.0	18	0
McKinley	1	20	20.0	20	0
McKinnon	1	9	9.0	9	0
Barrett	0	46	0.0	41	0
Team	86	2,296	26.7	98t	1
Opponents	46	827	18.0	40	0

PUNTING

	No.	Yds.	Avg.	Net	TBIn20	Lg	Blk.
Player	65	2,871	44.2	37.3	5	17	55 0
Team	652	871	44.2	37.3	5	17	55 0
Opponents	592	4,224	44.1	35.2	6	15	61 0

FIELD GOALS

	1-19	20-29	30-39	40-49	50+
Blanchard	1-1	2-2	9-11	2-5	2-4
Team	1-1	2-2	9-11	2-5	2-4
Opponents	0-0	7-7	10-12	8-12	2-3

USUAL STARTING LINEUP

Offense	Defense
WR.....David Boston	LE.....Brad Ottis
LT.....L.J. Shelton	Andre Wadsworth
LG.....Matt Joyce	LT.....Russell Davis
C.....Chris Dishman	Tony McCoy
Mike Grutaudaria	RT.....Mark Smith
RG.....Lester Holmes	Mao Tosi
RT.....Anthony Clement	RE.....Simeon Rice
TE.....Terry Hardy	MLB...Ray Thompson
WR.....Frank Sanders	MLB..Ronald McKinnon
QB.....Jake Plummer	RLB..Rob Fredrickson
FB.....Joel Makovicka	LCB..Aeneas Williams
RB...Michael Pittman	RCB.....Tom Knight
Thomas Jones	SS.....Pat Tillman
K.....Cary Blanchard	FS...Kwamie Lassiter
	K.....Scott Player

NOTES

Defensive coordinator **Dave McGinnis** replaces Head Coach **Vince Tobin** on an interim basis after seven games ... McGinnis is named permanent head coach Dec. 18 ... Maricopa Co. voters approve new multi-purpose stadium on Election Day, Nov. 7 ... 109 starter games lost by injuries to 17 players ... fewest victories and lowest winning percentage since 1959 ... **CB Aeneas Williams** appears in 160th consecutive game to end season, the longest streak by a position player in franchise history ... he also authors a 104-yard fumble return for a touchdown Nov. 5 vs. Washington to equal the NFL record ... SS **Pat Tillman** (224) and middle MLB **Ronald McKinnon** (208) become the first pair of Cards to crack 200 single-season total tackles ... McKinnon also becomes the first Card to register 200-plus total tackles in consecutive seasons ... WR **MarTay Jenkins** sets NFL single-season records with 82 kickoff returns for 2,186 yards ... Jenkins posts Cards' first kickoff return for a touchdown in 21 years Nov. 12 at Minnesota ... QB **Jake Plummer** becomes the fastest Cardinal to 10,000 career passing yards in his 47th NFL game Nov. 5 vs. Washington.

FINAL NFC EAST STANDINGS

Team	W	L	T	Pct.	Pts.	OP
N.Y. Giants#	12	4	0	.750	328	246
Philadelphia*	11	5	0	.688	351	245
Washington	8	8	0	.500	281	269
Dallas	5	11	0	.313	294	361
Arizona	3	13	0	.188	210	443

#Top NFL playoff seed

*Wild-card playoff qualifier



2001 (7-9)

HEAD COACH DAVE MCGINNIS

Sept. 9 Open Date
Sept. 16 At Washington (Postponed to 1/6/02, national tragedy)

Sept. 23	Denver Broncos	L	17-38	47,239
Sept. 30	Atlanta Falcons	L	14-34	23,790
Oct. 7	At Philadelphia	W	21-20	66,360
Oct. 14	At Chicago	L	13-20	66,944
Oct. 21	Kansas City	W	24-16	29,983
Oct. 28	At Dallas	L	3-17	63,114
Nov. 4	Philadelphia	L	7-21	27,290
Nov. 11	New York Giants	L	10-17	33,107
Nov. 18	Detroit Lions	W	45-38	24,363
Nov. 25	At San Diego	W	20-17	49,398
Dec. 2	At Oakland	W	34-31 (OT)	46,601
Dec. 9	Washington	L	10-20	36,642
Dec. 15	At N.Y. Giants	L	13-17	77,913
Dec. 23	Dallas	W	17-10	40,881
Dec. 30	At Carolina	W	30-7	72,025
Jan. 6	At Washington	L	12-20	61,721

Home: 3-5 (263,295). Away: 4-4 (504,076).

TEAM STATISTICS

	Cards	Opp.
Total First Downs.....	277	319
Rushing	77	124
Passing	177	179
Penalty	23	16
3rd Down: Made/Att.57/196	84/220	
3rd Down Pct.	29.1	38.2
4th Down: Made Att. 10/20	12/24	
4th Down Pct.	50.0	50.0
Possession Average... 27:45	32:15	
Total Net Yards.....	4898	5685
Average Per Game	306.1	355.3
Total Plays	955	1,071
Average Per Play	5.1	5.3
Net Yards Rushing.....	1449	2087
Average Per Game	90.6	130.4
Total Rushes	400	496
Net Yards Passing.....	3449	3598
Average Per Game	215.6	224.9
Sacked/Yards Lost	29/204	19/128
Gross Yards	3,653	3,726
Att./Comp./Pct.526/304/57.8556/337/60.6		
Had Intercepted	14	17
Punts/Average.....	87/41.0	75/43.3
Penalties/Yards.....	72/620	110/980
Fumbles/Ball Lost.....	23/13	27/7
Touchdowns.....	33	39
Rushing	10	10
Passing	18	26
Returns	5	3

SCORE BY PERIOD

	Q1	Q2	Q3	Q4	OT	Pts.
Team	51	110	30	101	3	295
Opponents	57	114	72	100	0	343

SCORING

	TD	R	P	R	PAT	FG	S	Pts.
Gramatica	0	0	0	0	25/25	16/20	0	73
Boston	8	0	8	0	0/0	0/0	4	48
Jones	5	5	0	0	0/0	0/0	0	30
Pittman	5	5	0	0	0/0	0/0	0	30
Oglesby	0	0	0	0	7/7	5/6	0	22
Jenkins	3	0	3	0	0/0	0/0	0	18
Hardy	2	0	2	0	0/0	0/0	0	12
McKinnon	2	0	2	0	0/0	0/0	0	12
Mitchell	2	0	2	0	0/0	0/0	0	12
Sanders	2	0	2	0	0/0	0/0	0	12
Makovicka	1	0	1	0	0/0	0/0	0	6
Vanden Bosch	1	0	1	0	0/0	0/0	0	6
Wakefield	1	0	1	0	0/0	0/0	0	6
Wilson	1	0	1	0	0/0	0/0	0	6

PASSING

	Att.	Comp.	Yds.	Comp. %	Yds./Att.	TD	TD%
Plummer	525	304	3,653	57.9	6.96	18	3.4
Sanders	1	0	0	0.0	0.0	0	0.0
Team	526	304	3,653	57.8	6.94	18	3.4
Opponents	556	337	3,726	60.6	6.70	26	4.7

SCORING (CONT.)

	TD	R	P	R	PAT	FG	S	Pts.
Plummer	0	0	0	0	0/0	0/0	0	2
Team	33	10	18	5	32/3221	26/0	295	
Opponents	39	10	26	3	36/3623	32/0	343	

2-Pt. Conversions: Plummer. Team 1/1, Opponents 2/3

SACKS

Fredrickson 4.0, Wakefield 2.5, Burke 2.0, R. Davis 2.0, McKinnon 2.0, Lassister 1.0, Sanyika 1.0, Tosti 1.0, Walz 1.0, Bell 0.5, Hill 0.5, Thompson 0.5, Vanden Bosch 0.5, Wilson 0.5.
Team 19.0, Opponents 29.0

RUSHING

	No.	Yds.	Avg.	Long	TD
Pittman	241	846	3.5	42	5
Jones	112	380	3.4	21	5
Plummer	35	163	4.7	21	0
Boston	5	35	7.0	17	0
Makovicka	1	19	19.0	19	0
Jenkins	3	4	1.3	16	0
Gruttadauria	1	1	1.0	1	0
McKinley	1	1	1.0	1	0
Player	1	0	0.0	0	0
Team	400	1,449	3.6	42	10
Opponents	496	2,087	4.2	41	10

RECEIVING

	No.	Yds.	Avg.	Long	TD
Boston	98	1,598	16.3	61t	8
Pittman	42	264	6.3	27	0
Sanders	41	618	15.1	68t	2
Jenkins	32	518	16.2	53	3
Mitchell	25	196	7.8	24t	2
Jones	21	151	7.2	18	0
Makovicka	16	95	5.9	25	1
Hardy	11	79	7.2	13	2
Jackson	9	44	4.9	16	0
Bush	8	80	10.0	16	0
McKinley	1	10	10.0	10	0
Team	304	3,653	12.0	68t	18
Opponents	337	3,726	11.1	79t	26

INTERCEPTIONS

	No.	Yds.	Avg.	Long	TD
Lassister	9	80	8.9	25	0
Wilson	2	97	48.5	61t	1
Barrett	2	30	15.0	23	0
Knight	1	43	43.0	43	0
McKinnon	1	24	24.0	24	1
Wakefield	1	20	20.0	20	1
Chavous	1	0	0.0	0	0
Team	17	294	17.3	61t	3
Opponents	14	157	11.2	43	1

PUNT RETURNS

	Ret.	FC	Yds.	Avg.	Long	TD
Jackson	40	0	461	11.5	55	0
Lassister	3	1	11	3.7	10	0
Team	43	1	472	11.0	55	0
Opponents	48	17	481	10.0	45	0

KICKOFF RETURNS

	No.	Yds.	Avg.	Long	TD
Jenkins	49	1,120	22.9	70	0
Pittman	6	161	26.8	44	0
Shipp	6	118	19.7	26	0
Jackson	2	46	23.0	24	0
Burke	1	15	15.0	15	0
Bush	1	9	9.0	9	0
Makovicka	1	7	7.0	7	0
McKinley	1	11	11.0	11	0
Team	67	1,487	22.2	70	0
Opponents	53	967	18.2	94t	1

PUNTING

	No.	Yds.	Avg.	Net	TB	In20	Lq	Blk.
Player	67	2,779	41.5	33.8	7	17	58	0
Stanley	19	751	39.5	34.2	1	4	54	0
Gramatica	1	41	41.0	19.0	0	0	41	0
Team	87	3,571	41.0	33.7	8	21	58	0
Opponents	75	251	43.3	34.1	11	22	64	0

FIELD GOALS

	1-19	20-29	30-39	40-49	50+
Gramatica	1-1	7-7	3-4	4-7	1-1
Oglesby	1-1	2-2	1-2	1-1	0-0
Team	2-2	9-9	4-6	5-8	1-1
Opponents	0-0	7-9	8-9	7-12	1-2

USUAL STARTING LINEUP

Offense	Defense
WR.....David Boston	LE.....Fred Wakefield
LT.....L.J. Shelton	Jabari Issa
LG.....Pete Kendall	LT.....Russell Davis
Chris Dishman	RT.....Barron Tanner
C.....Mike Gruttadauria	RE.....Thomas Burke
RG.....Leonard Davis	Kyle Vanden Bosch
RT.....Anthony Clement	LLB.....Ray Thompson
TE.....Steve Bush	MLB Ronald McKinnon
Terry Hardy	RLB...Rob Fredrickson
Tywan Mitchell	LCB.....David Barrett
WR.....Frank Sanders	Tom Knight
QB.....Jake Plummer	RCB.....Corey Chavous
FB.....Joel Makovicka	SS.....Pat Tillman
RB.....Michael Pittman	Justin Lucas
	FS.....Kwamie Lassister

NOTES

Dave McGinnis fields NFL's youngest team and its largest offensive line in first season as head coach ... national tragedy Sept. 11 delays season opening ... 17 points separate Arizona from 8-0 second-half record ... 3-1 vs. AFC equals franchise best ... 45 points Nov. 18 vs. Detroit a 332-game high (1977) ... 29 quarterback sacks allowed the franchise's second fewest in 16-game season (1978) ... WR David Boston leads NFL and sets Arizona single-season records with 1,598 receiving yards and nine 100-yard games and becomes second youngest NFL player to eclipse 1,500 receiving yards ... QB Jake Plummer posts 13th, 14th, 15th, and 16th career comebacks ... Plummer and Giant Kerry Collins the only NFL signal-callers to take every snap ... WR Frank Sanders makes 100th NFL start ... 14 different starting combinations on defense ... 343 opponent points fewest allowed since 1994 (267) ... Cards' defense scores five touchdowns for fifth time since 1960 (1995, '87, '64, '61) ... MLB Ronald McKinnon becomes first Card in 178 games to record defensive touchdowns in consecutive contests ... FS Kwamie Lassister's nine interceptions lead NFL safeties ... rookie K Bill Gramatica sets team rookie records with 14 field goals and 50-yard three-pointer.

FINAL NFC EAST STANDINGS

Team	W	L	T	Pct.	Pts.	OP
Philadelphia	11	5	0	.688	343	208
Washington	8	8	0	.500	256	303
N.Y. Giants	7	9	0	.438	294	321
Dallas	7	9	0	.438	295	343
Arizona	5	11	0	.313	246	338



2002 (5-11)

HEAD COACH DAVE MCGINNIS

Sept. 8	At Washington	L	23-31	85,140
Sept. 15	At Seattle	W	24-13	63,104
Sept. 22	San Diego	L	15-23	26,827
Sept. 29	N.Y. Giants	W	21-7	23,312
Oct. 6	At Carolina	W	16-13	72,286
Oct. 13	Open Date			
Oct. 20	Dallas	W	9-6 (OT)	56,956
Oct. 27	At San Francisco	L	28-38	67,173
Nov. 3	St. Louis	L	14-27	43,654
Nov. 10	Seattle	L	6-27	25,435
Nov. 17	At Phila.	L	14-38	64,990
Nov. 24	Oakland	L	20-41	52,501
Dec. 1	At Kansas City	L	0-49	77,809
Dec. 8	Detroit	W	23-20 (OT)	21,292
Dec. 15	At St. Louis	L	28-30	65,939
Dec. 21	San Francisco	L	14-17	39,439
Dec. 29	At Denver	L	7-37	75,164

Home: 3-5 (289,416). Away: 2-6 (571,605).

TEAM STATISTICS

	Cards	Opp.
Total First Downs.....	274	335
Rushing	94	117
Passing	148	196
Penalty	32	22
3rd Down Made/Att. 99/230	90/212	
3rd Down Pct.	43.0	46.7
4th Down: Made/Att.	4/13	7/15
4th Down Pct.	30.8	46.7
Possession Avg.	28:41	31:19
Total Net Yards.....	4563	6020
Avg. Per Game	285.2	376.3
Total Plays	1,003	1,046
Avg. Per Play	4.5	5.8
Net Yards Rushing.....	1823	2146
Avg. Per Game	113.9	134.1
Total Rushes	414	490
Net Yards Passing.....	2740	3874
Avg. Per Game	171.3	242.1
Sacked/Yards Lost	41/298	21/131
Gross Yards	3,038	4,005
Att./Completions	548/291	535/335
Completion Pct.	53.1	62.6
Had Intercepted	22	17
Punts/Average.....	89/43.4	65/42.0
Net Punting Average	89/35.0	65/36.8
Penalties/Yards.....	76/617	111/969
Fumbles/Ball Lost.....	26/13	15/8
Touchdowns.....	31	50
Rushing	10	17
Passing	18	29
Returns	3	4

SCORE BY PERIOD

	Q1	Q2	Q3	Q4	OT	Pts.
Team	40	85	41	90	6	262
Opponents	109	158	70	80	0	417

SCORING

	TD	R	P	R	PAT	FG	S	Pts.
Gramatica	0	0	0	0	29/29	15/21	0	74
Shipp	9	6	3	0	0/0	0/0	0	54
Kasper	3	0	3	0	0/0	0/0	0	18
Makovicka	3	0	3	0	0/0	0/0	0	18
Sanders	2	0	2	0	0/0	0/0	0	12
Jenkins	2	0	1	1	0/0	0/0	0	14
T. Jones	2	2	0	0	0/0	0/0	0	12
Lucas	2	0	0	2	0/0	0/0	0	12
Plummer	2	2	0	0	0/0	0/0	0	12
Boston	1	0	1	0	0/0	0/0	0	6
Bush	1	0	1	0	0/0	0/0	0	6
Jackson	1	0	1	0	0/0	0/0	0	6
F. Jones	1	0	1	0	0/0	0/0	0	6
McAddley	1	0	1	0	0/0	0/0	0	6

PASSING

	Att.	Comp.	Yds.	Comp. %	Yds./Att.	TD	TD%	Int.	Int. %	Long	Sack/Lost	Rating
Plummer	530	284	2,972	53.6	5.61	18	3.4	20	3.8	80t	36/248	65.7
McCown	18	7	66	38.9	3.67	0	0.0	2	1.1	26t	5/50	10.2
Team	548	291	3,038	53.1	5.54	18	3.3	22	4.0	80t	41/298	63.7
Opponents	535	335	4,005	62.6	7.49	29	5.4	17	3.2	78t	21/131	90.3

SCORING (CONT.)

	TD	R	P	R	PAT	FG	S	Pts.
Poole	1	0	1	0	0/0	0/0	0	6
Team	31	10	18	3	29/2915	210	262	
Opponents	50	17	29	4	49/4922	291	417	

2-Pt. Conversions: Sanders.

Team 1/2, Opponents 0/1

SACKS

Vanden Bosch 3.5, Thompson 2, Bell 2, R. Davis 2, Tanner 2, Wakefield 2, Bryant 1.5, Wilson 1.5, Fredrickson 1, Hill 1, Woods 0.5.

Team 21, Opponents 41

RUSHING

	No.	Yds.	Avg.	Long	TD
Shipp	188	834	4.4	56	6
T. Jones	138	511	3.7	58t	2
Plummer	46	283	6.2	34t	2
Anderson	24	65	2.7	14	0
Makovicka	5	54	10.8	22	0
Boston	2	29	14.5	22	0
McCown	1	20	20.0	20	0
Kasper	3	19	6.3	9	0
Jenkins	3	6	2.0	10	0
Sanders	3	2	0.7	5	0
Player	1	0	0.0	0	0
Team	414	1,823	4.4	58t	10
Opponents	490	2,146	4.4	59	17

RECEIVING

	No.	Yds.	Avg.	Long	TD
F. Jones	44	358	8.1	24	1
Shipp	38	413	10.9	80t	3
Sanders	34	400	11.8	37	2
Boston	32	512	16.0	34	1
McAddley	25	362	14.5	42	1
Jenkins	21	250	11.9	65t	1
T. Jones	20	113	5.7	17	0
Bush	19	121	6.4	13	1
Kasper	15	180	12.0	24	3
Makovicka	15	81	5.4	17	3
Poole	13	108	8.3	15	1
Jackson	5	42	8.4	11t	1
Soliday	4	39	9.8	16	0
Anderson	3	36	12.0	12	0
Glimore	1	14	14.0	14	0
Starkey	1	7	7.0	7	0
Plummer	1	2	2.0	2	0
Team	291	3,038	10.4	80t	18
Opponents	335	4,005	12.0	78t	29

INTERCEPTIONS

	No.	Yds.	Avg.	Long	TD
Wilson	4	35	8.8	35	0
Barrett	3	40	13.3	22	0
Lucas	2	80	40.0	38t	2
Lassiter	2	7	3.5	7	0
Hill	2	4	3.5	7	0
Starks	2	4	2.0	3	0
Tanner	1	17	17.0	17	0
Rhinehart	1	0	0.0	0	0
Team	17	186	10.9	38t	2
Opponents	22	303	13.8	50	1

PUNT RETURNS

	Ret.	FC	Yds.	Avg.	Long	TD
Jackson	31	4	182	5.9	22	0
Lassiter	4	0	21	5.3	10	0
Rhinehart	1	0	18	18.0	18	0
Team	36	4	221	6.1	22	0
Opponents	42	18	547	13.0	90t	3

KICKOFF RETURNS

	No.	Yds.	Avg.	Long	TD
Kasper (NFL)	55	1,300	23.6	56	0
Kasper (AZ)	32	722	22.6	40	0
Jenkins	20	559	28.0	95t	1
Anderson	12	227	18.9	27	0
Shipp	6	120	20.0	29	0
Bush	2	24	12.0	13	0
Makovicka	2	30	15.0	18	0

KICKOFF RETURNS (CONT.)

	No.	Yds.	Avg.	Long	TD
McAddley	2	45	22.5	25	0
Young	2	22	11.0	12	0
Banks	1	18	18.0	18	0
Burke	1	15	15.0	15	0
Morgan	1	15	15.0	15	0
Team	81	1,797	22.2	95t	1
Opponents	58	1,407	24.3	55	0

PUNTING

	No.	Yds.	Avg.	Net	TB	In	Lg	Bk.
Player	88	3,864	43.9	35.0	10	28	58	1
Team	883	86,443	9	35.0	10	28	58	1
Opponents	652	73,042	0	36.8	6	25	65	0

FIELD GOALS

	No.	Yds.	Avg.	Net	TB	In	Lg	Bk.
Gramatica	0-0	6-7	2-2	6-8	1-4			
Team	0-0	6-7	2-2	6-8	1-4			
Opponents	1-1	8-8	6-7	5-10	2-3			

USUAL STARTING LINEUP

Offense	Defense
WR.....David Boston	LE.....Fred Wakefield
Jason McAddley	LT.....Russell Davis
LT.....L.J. Shelton	RT.....Barron Tanner
LG.....Pete Kendall	Marcus Bell
C.....Mike Gruttadauria	Wendell Bryant
Jason Starkey	RE.....Kyle Vanden Bosch
RG.....Chris Dishman	LLB.....Ray Thompson
RT.....Leonard Davis	MLB.....Ronald McKinnon
TE.....Freddie Jones	RLB.....Rob Fredrickson
WR.....Frank Sanders	LCB.....Duane Starks
Kevin Kasper	Renaldo Hill
QB.....Jake Plummer	RCB.....David Barrett
FB.....Steve Bush	SS.....Adrian Wilson
RB.....Thomas Jones	FS.....Kwamie Lassiter
Marcel Shipp	P.....Scott Player
K.....Bill Gramatica	

NOTES

Cards join NFC West Division after 32 seasons in the NFC East ... first 3-2 start since 1991, first 4-2 getaway since 1988 precede injury siege ... 95 starter and replacement starter games lost to injury, most on offense ... 41 players start games ... Freddie Jones first tight end to lead team in receptions since 1973 ... RB Marcel Shipp rushing leader (834 yards) in only six starts plus 80-yard touchdown reception at St. Louis, Cards' longest play from scrimmage since 1988 ... MLB Ronald McKinnon leads Arizona in tackles for fourth consecutive season ... FS Adrian Wilson intercepts three passes against Dallas to share NFL single-game high ... Arizona beats Dallas 9-6 without a touchdown, a franchise first in 123 games ... the Cards' 49-0 loss at Kansas City the most one-sided setback in franchise history, their first shutout in 105 games, and the largest margin in the NFL since 1989 ... final political hurdles cleared to begin construction of new stadium in Glendale in west suburban Maricopa County ... S Pat Tillman declines new multi-year contract offer to join U.S. Army and enter Army Ranger training.

FINAL NFC WEST STANDINGS

Team	W	L	T	Pct.	Pts.	OP
San Francisco	10	6	0	.625	367	351
St. Louis	7	9	0	.438	316	369
Seattle	7	9	0	.438	355	369
Arizona	5	11	0	.313	262	417



2003 (4-12)

HEAD COACH DAVE MCGINNIS

Sept. 7	At Detroit	L 24-42	60,691
Sept. 14	Seattle	L 0-38	23,127
Sept. 21	Green Bay	W 20-13	58,784
Sept. 28	At St. Louis	L 13-37	65,758
Oct. 5	At Dallas	L 7-24	63,601
Oct. 12	Baltimore	L 18-26	24,193
Oct. 19	Open Date		
Oct. 26	San Francisco	W 16-13 (OT)	40,824
Nov. 2	Cincinnati	W 17-14	23,511
Nov. 9	At Pittsburgh	L 15-28	59,520
Nov. 16	At Cleveland	L 6-44	72,908
Nov. 23	St. Louis	L 27-30 (OT)	42,089
Nov. 30	At Chicago	L 3-28	61,550
Dec. 7	At San Francisco	L 14-50	66,975
Dec. 14	Carolina	L 17-20	23,217
Dec. 21	At Seattle	L 10-28	64,899
Dec. 29	Minnesota	W 18-17	52,734
		225-452	
Home: 4-4 (288,499). Away: 0-8 (515,902).			

TEAM STATISTICS

	Cards	Opp.
Total First Downs	256	326
Rushing	80	120
Passing	147	184
Penalty	29	22
3rd Down Made/Att.	83/222	92/199
3rd Down Pct.	37.4	46.2
4th Down: Made/Att.	10/22	3/8
4th Down Pct.	45.5	37.5
Possession Avg	29:41	30:19
Total Net Yards	4490	5504
Avg. Per Game	280.6	344.0
Total Plays	981	993
Avg. Per Play	4.6	5.5
Net Yards Rushing	1531	1915
Avg. Per Game	95.7	119.7
Total Rushes	403	475
Net Yards Passing	2959	3589
Avg. Per Game	184.9	224.3
Sacked/Yards Lost	44/306	21/97
Gross Yards	3,265	3,686
Att./Completions	534/303	497/311
Completion Pct.	56.7	62.6
Had Intercepted	22	13
Punts/Average	83/42.3	67/40.0
Net Punting Average	83/42.3	67/36.4
Penalties/Yards	98/761	86/754
Fumbles/Ball Lost	29/14	21/10
Touchdowns	25	55
Rushing	5	17
Passing	18	29
Returns	2	9

SCORE BY PERIOD

	Q1	Q2	Q3	Q4	OT	Pts.
Team	55	55	52	60	3	225
Opponents	117	117	99	116	3	452

SCORING

	TD	R	P	R	PAT	FG	S	Pts.
Boldin	8	0	8	0	0/0	0/0	0	48
Rackers	0	0	0	8	9/12	0	0	35
Duncan	0	0	0	5	6/10	0	0	23
Jones	3	0	3	0	0/0	0/0	0	18
Gramatica	0	0	0	6	3/4	0	0	15
Blake	2	2	0	0	0/0	0/0	0	14
Gilmore	2	0	2	0	0/0	0/0	0	12
Hodgins	2	0	2	0	0/0	0/0	0	12
Smith	2	2	0	0	0/0	0/0	0	12
Bush	1	0	1	0	0/0	0/0	0	6
Hill	1	0	0	1	0/0	0/0	0	6
B. Johnson	1	0	1	0	0/0	0/0	0	6
McCown	1	1	0	0	0/0	0/0	0	6

PASSING

Rating	Att.	Comp.	Yds.	Comp. %	Yds./Att.	TD	TD%	Int.	Int. %	Long	Sack/Lost
Blake	367	208	2,247	56.7	6.12	13	.035	15	.041	71t	19/132
McCown	166	95	1,018	57.2	6.13	5	.030	6	.036	60t	25/174
Boldin	1	0	0	0.0	0.00	0	.000	1	1.000	0	0/0
Team	534	303	3,265	56.7	5.61	18	.034	22	.038	71t	44/306
Opponents	497	311	3,686	62.6	7.42	29	.058	13	.026	68t	21/97

SCORING (CONT.)

	TD	R	P	R	PAT	FG	S	Pts.
Poole	1	0	1	0	0/0	0/0	0	6
Scobey	1	0	0	1	0/0	0/0	0	6
Team	25	5	18	2	19/2018	26/0	225	
Opponents	55	17	29	9	53/5321	283	452	
Two-Point Conversions: Blake.								
Team 1-5, Opp: 0-2.								

SACKS

D. Johnson 3.0, Thompson 3.0, Darling 2.0, Hill 2.0, King 2.0, McKinnon 2.0, Bell 1.0, R. Davis 1.0, Fisher 1.0, Pace 1.0, Tanner 1.0, Wakefield 1.0, Woods 1.0.

Team 21, Opponents 44.

RUSHING

	No.	Yds.	Avg.	Long	TD
Shipp	228	830	3.6	36	0
Smith	90	256	2.8	22	2
Blake	30	177	5.9	19	2
McCown	28	158	5.6	16t	1
Anderson	18	68	3.8	17	0
Boldin	5	40	8.0	23	0
Hodgins	2	6	3.0	3	0
Gilmore	1	0	0.0	0	0
Kasper	1	-4	-4.0	-4	0
Team	403	1,531	3.8	36	5
Opponents	475	1,935	4.0	52	17

RECEIVING

	No.	Yds.	Avg.	Long	TD
Boldin	101	1,377	13.6	71t	8
Jones	55	517	9.4	34	3
B. Johnson	35	438	12.5	54t	1
Shipp	30	184	6.1	34	0
Gilmore	17	208	12.2	32	2
Smith	14	107	7.6	36	0
Hodgins	14	58	4.1	9	2
Poole	13	177	13.6	37	1
Bush	11	71	6.5	14	1
Anderson	6	36	6.0	11	0
McAddley	4	53	13.3	25	0
Kasper	1	23	23.0	23	0
Scobey	1	9	9.0	9	0
Foster	1	7	7.0	7	0
Team	303	3,265	10.8	71t	18
Opponents	311	3,686	12.0	68t	29

INTERCEPTIONS

	No.	Yds.	Avg.	Long	TD
Jackson	6	122	20.3	30	0
Hill	5	119	23.8	70t	1
Barrett	1	25	25.0	25	0
Rhinehart	1	5	5.0	5	0
Team	13	271	20.8	70t	1
Opponents	22	418	19.0	83t	4

PUNT RETURNS

	Ret.	FC	Yds.	Avg.	Long	TD
Boldin	20	12	130	6.5	19	0
Goss	1	0	7	7.0	7	0
B. Johnson	1	3	3	3.0	3	0
Team	22	15	140	6.4	19	0
Opponents	41	12	472	11.5	57t	2

KICKOFF RETURNS

	No.	Yds.	Avg.	Long	TD
Scobey	73	1,684	23.1	100t	1
Kasper	5	136	27.2	37	0
Anderson	2	31	15.5	16	0
Garcia	1	17	17.0	17	0
Hodgins	1	13	13.0	13	0
Team	82	1,881	22.9	100t	1
Opponents	48	1,042	21.7	47	0

PUNTING

	No.	Yds.	Avg.	Net	TB	In20	Lg	Bk.
Player	82	3,511	42.8	34.4	9	19	64	1
Team	83	3,511	42.3	34.4	9	19	64	1
Opponents	67	2,679	40.0	36.4	5	21	59	1

FIELD GOALS

	1-19	20-29	30-39	40-49	50+
Rackers	0-0	5-5	1-4	3-3	0-0
Duncan	0-0	2-2	2-4	1-2	1-2
Gramatica	0-0	1-1	2-2	0-0	0-1
Team	0-0	8-8	5-10	4-5	1-3
Opponents	0-0	8-9	7-9	5-9	1-1
Rackers:()	()	()	()	()	(42G,26G)
(22G,27G)					
(32G)	()	(35N,44G)	(49G,38N,33N)	(22G,26G)	
Duncan:	()	()	()	(46G)	

USUAL STARTING LINEUP

Offense	Defense
WRBryan Gilmore	LEFred Wakefield
Bryant Johnson	Dennis Johnson
LTL.J. Shelton	LTWendell Bryant
LGCameron Spikes	Marcus Bell
CPete Kendall	RTRussell Davis
RGLeonard Davis	RECalvin Pace
RTAnthony Clement	LLB ... Ray Thompson
TEFreddie Jones	MLB .. Ronald McKinnon
WRAnquan Boldin	RLBLevar Fisher
QBJeff Blake	LCBRenaldo Hill
Josh McCown	RCBDavid Barrett
FBJames Hodgins	SSAdrian Wilson
RBMarcel Shipp	FSDexter Jackson
Emmitt Smith	PScott Player
KNeil Rackers	
Tim Duncan	

NOTES

Second-round draft choice **Anquan Boldin** becomes most prolific rookie receiver in NFL history with 101 receptions, while his 1,377 receiving yards most by NFL rookie in 43 years ... 217 receiving yards in season opener at Detroit most by player in first NFL game ... **Emmitt Smith**, the NFL's all-time rushing leader, signs two-year contract with Cardinals but a shoulder injury limits him to just six starting roles ... Super Bowl MVP **Dexter Jackson** lured from Tampa Bay as free agent and leads team with six interceptions ... Cards forge 4-4 mark at home, but 0-8 road record results in 4-12 finish and dismissal of third-year Head Coach **Dave McGinnis** ... **Josh McCown** handed quarterback duties late in season and guides Arizona to 18-17 victory in season finale vs. Minnesota with 28-yard touchdown pass to **Nate Poole**, knocking Vikings out of playoffs ... Construction begins on new stadium in Glendale in west suburban Maricopa County.

FINAL NFC WEST

STANDINGS

Team	W	L	T	Pct.	Pts.	OP
St. Louis	12	4	0	.750	447	328
Seattle	10	6	0	.625	404	327
San Francisco	7	9	0	.438	384	337
Arizona	4	12	0	.250	225	452



2004 (6-10)

HEAD COACH DENNIS GREEN

Sept. 12	At St. Louis	L	10-17	65,538
Sept. 19	New England	L	12-23	51,557
Sept. 26	At Atlanta	L	3-6	70,534
Oct. 3	New Orleans	W	34-10	28,109
Oct. 10	At San Francisco	L	28-31 (OT)	62,836
Oct. 17	Open Date			
Oct. 24	Seattle	W	25-17	35,695
Oct. 31	At Buffalo	L	14-38	65,887
Nov. 7	At Miami	W	24-23	72,612
Nov. 14	N.Y. Giants	W	17-14	42,297
Nov. 21	At Carolina	L	10-35	72,796
Nov. 28	N.Y. Jets	L	3-13	35,820
Dec. 5	At Detroit	L	12-26	62,262
Dec. 12	San Francisco	L	28-31 (OT)	35,069
Dec. 19	St. Louis	W	31-7	40,070
Dec. 26	At Seattle	L	21-24	65,825
Jan. 2	Tampa Bay	W	12-7	31,650

Home: 5-3 (300,267). Away: 1-7 (538,290)

TEAM STATISTICS

	Cards	Opp.
Total First Downs.....	280	282
Rushing	86	101
Passing	152	153
Penalty	42	28
3rd Down: Made/Att.	84/241	66/209
3rd Down Pct.	34.9	31.6
4th Down: Made/Att.	5/12	8/14
4th Down Pct.	41.7	57.1
Possession Avg.....	30:53	29:07
Total Net Yards.....	4550	5141
Avg. Per Game	284.4	321.3
Avg. Per Play	10.47	9.93
Avg. Per Play	4.3	5.2
Net Yards Rushing.....	1668	2105
Avg. Per Game	104.3	131.6
Total Rushes	475	450
Net Yards Passing.....	2882	3036
Avg. Per Game	180.1	189.8
Sacked/Yards Lost	39/320	38/229
Gross Yards	3202	3265
Att./Completions	533/299	505/271
Completion Pct.	56.1	53.7
Had Intercepted	18	15
Punts/Average.....	99/42.7	97/41.9
Net Punting Avg.....	99/36.4	97/35.8
Fumbles/Ball Lost.....	124/94.8	139/112.1
Fumbles/Ball Lost.....	34/11	32/15
Touchdowns.....	31	35
Rushing	15	12
Passing	14	18
Returns	2	5

SCORE BY PERIOD

	Q1	Q2	Q3	Q4	Ot	Pts
Team	40	78	57	109	0	284
Opponents	64	100	63	89	6	322

SCORING

	TD	R	P	K	PAT	FG	S	Pts.
Rackers	0	0	0	0	28/28	22/29	0	94
E. Smith	9	9	0	0	0/0	0/0	0	54
Fitzgerald	8	0	8	0	0/0	0/0	0	48
Ayanbadejo	4	3	1	0	0/0	0/0	0	24
McCown	2	2	0	0	0/0	0/0	0	14
Hambrick	2	1	1	0	0/0	0/0	0	12
Jones	2	0	2	0	0/0	0/0	0	12
Boldin	1	0	1	0	0/0	0/0	0	6
Johnson	1	0	1	0	0/0	0/0	0	6
Starks	1	0	0	1	0/0	0/0	0	6
Wilson	1	0	0	1	0/0	0/0	0	6
Hayes	0	0	0	0	0/0	0/0	1	2
Team	31	15	14	2	28/28	29/1	284	284
Opponents	35	12	18	5	29/30	26/2	322	322
2-pt. Conversions: McCown, Team 1/3								
Opponents 4/5								

2-pt. Conversions: McCown. Team 1/3, Opponents 4/5

PASSING

	Att.	Comp	Yds	Cmp%	Yds/Att.	Td	Td%	Int	Int%	Long	Sack/Lost	
Rating												
McCown	408	233	2511	57.1	6.15	11	2.7	10	2.5	48	31/263	74.1
S. King	84	47	502	56.0	5.98	1	1.2	4	4.8	40	6/42	57.7
Navarre	40	18	168	45.0	4.20	1	2.5	4	10.0	33t	1/8	25.8
E. Smith	1	1	21	100.0	21.00	1	100.0	0	0.0	21t	0/0	158.3
Fitzgerald	0	0	0	---	---	0	---	0	---	---	1/7	---
Team	533	299	3202	56.1	6.01	14	2.6	18	3.4	48	39/320	68.5
Opponents	505	271	3265	53.7	6.47	18	3.6	15	3.0	75t	38/229	73.2

SACKS

Berry 14.5, Dansby 5.0, Pace 4.5, Dockett 3.5, Zellner 2.0, Darling 1.0, R. Davis 1.0, Harris 1.0, Hill 1.0, Kolodziej 1.0, Starks 1.0, Thompson 1.0, Wilson 1.0, Macklin 0.5. Team 38.0,

Opponents 39

RUSHING

	No.	Yds	Avg	Long	TD
E. Smith	267	937	3.5	29t	9
Hambrick	63	283	4.5	62	1
Ayanbadejo	30	122	4.1	23	3
McCown	36	112	3.1	23	2
Scobey	27	89	3.3	10	0
Croom	29	76	2.6	20	0
S. King	9	30	3.3	16	0
Fitzgerald	8	14	1.8	10	0
Williams	2	6	3.0	3	0
Boldin	1	3	3.0	3	0
Anderson	1	2	2.0	2	0
Johnson	2	-6	-3.0	1	0
Team	475	1668	3.5	62	15
Opponents	450	2105	4.7	74	12

RECEIVING

	No.	Yds	Avg	Long	TD
Fitzgerald	58	780	13.4	48	8
Boldin	56	623	11.1	31t	1
Johnson	49	537	11.0	40	1
Jones	45	426	9.5	40	2
Ayanbadejo	19	171	9.0	21t	1
Williams	18	197	10.9	33	0
Scobey	18	191	10.6	42	0
E. Smith	15	105	7.0	18	0
Poole	5	70	14.0	24	0
Edwards	5	51	10.2	19	0
Hambrick	4	16	4.0	9	1
Diamond	3	19	6.3	8	0
Croom	2	16	8.0	8	0
Newhouse	1	5	5.0	5	0
McCown	1	-5	-5.0	-5	0
Team	299	3202	10.7	48	14
Opponents	271	3265	12.0	75t	18

INTERCEPTIONS

	No.	Yds	Avg	Long	TD
Macklin	4	18	4.5	16	0
Wilson	3	62	20.7	27	0
Starks	3	46	15.3	41t	1
Darling	1	65	65.0	65	0
Dockett	1	20	20.0	20	0
Dansby	1	2	2.0	2	0
Hill	1	2	2.0	2	0
Harris	1	-1	-1.0	-1	0
Team	15	214	14.3	65	1
Opponents	18	263	14.6	76	1

PUNT RETURNS

	Ret	Fc	Yds	Avg	Long	TD
Williams	42	12	286	6.8	38	0
Starks	7	1	43	6.1	15	0
Boldin	0	1	0	---	---	0
Team	49	14	329	6.7	38	0
Opponents	56	16	486	8.7	71t	1

KICKOFF RETURNS

	No.	Yds	Avg	Long	TD
Scobey	32	723	22.6	71	0
Croom	16	314	19.6	35	0
Johnson	6	135	22.5	47	0
Ayanbadejo	3	50	16.7	21	0
Edwards	3	40	13.3	14	0
Hayes	3	6	2.0	6	0
Vanden Bosch	1	7	7.0	7	0
Williams	1	18	18.0	18	0
Team	65	1293	19.9	71	0
Opponents	46	1017	22.1	87t	1

PUNTING

	No.	Yds	Avg	Net	Tb	In	Lg	B
Player	98	4230	43.2	36.4	7	32	57	1
Team	99	4230	42.7	36.4	7	32	57	1
Opponents	97	4064	41.9	35.813	25	68	1	1

FIELD GOALS

	1-19	20-29	30-39	40-49	50+
Rackers	0-0	6-6	5-7	6-7	5-9
Team	0-0	6-6	5-7	6-7	5-9
Opponents	0-0	13-13	7-7	3-4	2-2

USUAL STARTING LINEUP

Offense	Defense
WR....Larry Fitzgerald	LE.....Peppi Zellner
LT.....Leonard Davis	NT.....Russell Davis
LG.....Reggie Wells	UT.....Darnell Dockett
C....Alex Stepanovich	RE.....Bertrand Berry
RG....Cameron Spikes	SLB....Karlos Dansby
Jeremy Bridges	MLB..Ronald McKinnon
RT...Anthony Clement	WLB...James Darling
L.J. Shelton	LCB....Renaldo Hill
TE.....Freddie Jones	RCB....David Macklin
WR....Anquan Boldin	SS..... Adrian Wilson
Bryant Johnson	P.....Ifeanyi Ohaletle
QB.....Josh McCown	FS.....Scott Player
FB..Obafemi Ayanbadejo	K.....Neil Rackers
RB.....Emmitt Smith	

NOTES

Team's first season under head coach **Dennis Green** was one of transition but also promise and opportunity...Team entered week 16 of the regular season with a playoff berth and division title in reach before a three-point road loss at Seattle ended postseason hopes...Cardinals won two games by 24 points (something that they'd not done in over a decade) and also finished 5-3 at home for the first time since last playoff season of 1998...strategic but aggressive approach to free agency yielded several new starters, most notably **DE Bertrand Berry** who would prove to become the best free agent pick-up in team history by leading the NFC in sacks (14.5) and earning his first career Pro Bowl berth....an outstanding '04 draft class produced four full-time starters in **WR Larry Fitzgerald**, **LB Karlos Dansby**, **DT Darnell Dockett** and **C Alex Stepanovich**...defense improved its overall rank from 26th at the end of '03 to 12th and didn't allow a touchdown in three games while allowing just one TD in three others...the offense was bitten early by injuries as **RB Marcel Shipp** suffered a broken leg in training camp that ended his season and all-pro **WR Anquan Boldin** suffered a training camp knee injury that caused him to miss the regular season's first six games...in his second season in Arizona, **Emmitt Smith** led the team with 937 rushing yards and 9 rushing TDs...the offense struggled to find consistency and that led to numerous lineup changes throughout the year including three different starting QBs....**Pat Tillman**, who left the Cardinals to join U.S. Army and enter Army Ranger training prior to 2002 season, is killed April 22 in Afghanistan.

FINAL NFC WEST STANDINGS

Team	W	L	T	Pct.	Pts.	OP
Seattle	9	7	0	.562	371	373
St. Louis	8	8	0	.500	319	392
Arizona	6	10	0	.375	284	332
San Francisco	2	14	0	.125	259	452



2005 (5-11)

HEAD COACH DENNIS GREEN

Sept. 11	At New York Giants	L	19-42	78,387
Sept. 18	St. Louis	L	12-17	45,160
Sept. 25	At Seattle	L	12-37	64,843
Oct. 2	San Francisco	W	31-14103	467
Oct. 9	Carolina	L	20-24	38,809
Oct. 16	Open Date			
Oct. 23	Tennessee	W	20-10	39,482
Oct. 30	At Dallas	L	13-34	62,068
Nov. 6	Seattle	L	19-33	43,542
Nov. 13	At Detroit	L	21-29	61,091
Nov. 20	At St. Louis	W	38-28	65,760
Nov. 27	Jacksonville	L	17-24	39,198
Dec. 4	At San Francisco	W	17-10	60,439
Dec. 11	Washington	L	13-17	46,654
Dec. 18	At Houston	L	19-30	70,024
Dec. 24	Philadelphia	W	27-21	44,723
Jan. 1	At Indianapolis	L	13-17	57,211
			311-387	

Home: 3-5 (401,035). Away: 2-6 (519,823).

TEAM STATISTICS

	Cards	Opp.
Total First Downs.....	304	272
Rushing	58	83
Passing	224	158
Penalty	22	31
3rd Down: Made/Att	91/239	67/196
3rd Down Pct.	38.1	34.2
4th Down: Made/Att	5/16	4/11
4th Down Pct.	31.3	36.4
Possession Avg.....	31:20	28:40
Total Net Yards.....	5575	4729
Avg. Per Game	348.4	295.6
Total Plays.....	1075	936
Avg. Per Play	5.2	5.1
Net Yards Rushing.....	1138	1632
Avg. Per Game	71.1	102.0
Total Rushes	360	411
Net Yards Passing.....	4437	3097
Avg. Per Game	277.3	193.6
Sacked/yards Lost	45/286	37/217
Gross Yards	4723	3314
Att./completions	670/419	488/301
Completion Pct.	62.5	61.7
Had Intercepted	21	15
Punts/Average.....	74/43.3	85/44.1
Net Punting Avg.....	74/37.0	85/37.8
Penalties/Yards ..	145/1184	103/819
Fumbles/Ball Lost	26/16	24/11
Touchdowns.....	26	46
Rushing	2	22
Passing	21	17
Returns	3	7

SCORE BY PERIOD

	Q1	Q2	Q3	Q4	OT	PTS
--	----	----	----	----	----	-----

Team 27 111 74 99 0 311

Opponents 87 105 103 92 0 387

SCORING

	TD	RU	PA	RT	K-PAT	FG	S	PTS
Rackers	0	0	0	0	20/20	42	0	140
Fitzgerald	10	0	10	0	0/0	0	0	60
Boldin	7	0	7	0	0/0	0	0	42
Novak (Was)	0	0	0	0	15/15	8/10	0	39
Novak (Ari)	0	0	0	0	0/0	3/3	0	9
Arrington	2	2	0	0	0/0	0/0	0	12
Dansby	2	0	2	0	0/0	0/0	0	12
Bergen	1	0	1	0	0/0	0/0	0	6
Edwards	1	0	1	0	0/0	0/0	0	6
B. Johnson	1	0	1	0	0/0	0/0	0	6
Macklin	1	0	1	0	0/0	0/0	0	6
McCoy	1	0	1	0	0/0	0/0	0	6
Ayanbadejo	0	0	0	0	0/0	0/0	0	4
Team	26	2	21	3	20/20	45	0	311
Opponents	46	22	17	7	44/52	21	1	387

2-Pt. Conversions: Ayanbadejo 2, Boldin.

Team 3/6, Opponents 1/1

PASSING

	Att.	Comp.	Yds.	Comp. %	Yds./Att.	TD	TD%	Int.	Int. %	Long	Sack/Lost	Rating
Warner	375	242	2713	64.5	7.23	11	2.9	9	2.4	63	23/158	85.8
McCown	270	163	1836	60.4	6.80	9	3.3	11	4.1	49	18/101	74.9
Navarre	24	14	174	58.3	7.25	1	4.2	1	4.2	43	4/27	77.4
Boldin	1	0	0	0.0	0.00	0	0.0	0	0.0	0	0/0	39.6
Team	670	419	4723	62.5	7.05	21	3.1	21	3.1	63	45/286	81.0
Opponents	488	301	3314	61.7	6.79	17	3.5	15	3.1	65t	37/217	80.6

SACKS

Wilson 8, Okefor 7.5, Berry 6, Dansby 4, Kolodziej 3, Smith 3, Blackstock 1, Darling 1, Huff 1, Moore 1, Pace 1, Dockett 0.5. **Team 37.0, Opponents 45.0**

RUSHING

	No.	Yds	Avg	Long	TD
Shipp	157	451	2.9	19	0
Arrington	112	370	3.3	32	2
McCown	29	139	4.8	12	0
Ayanbadejo	22	46	2.1	11	0
Boldin	12	45	3.8	11	0
Fitzgerald	8	41	5.1	15	0
Warner	13	28	2.2	13	0
Jackson	4	11	2.8	3	0
Anderson	2	7	3.5	6	0
B. Johnson	1	0	0.0	0	0
Team	360	1138	3.2	32	2
Opponents	411	1632	4.0	88t	22

RECEIVING

	No.	Yds	Avg	Long	TD
Fitzgerald	103	1409	13.7	47	10
Boldin	102	1402	13.7	54t	7
B. Johnson	40	432	10.8	41	1
Shipp	35	255	7.3	28	0
Ayanbadejo	34	231	6.8	18	0
Bergen	28	270	9.6	32	1
Arrington	25	139	5.6	15	0
McCoy	18	191	10.6	24	1
Edwards	12	133	11.1	63	1
Lee	11	152	13.8	49	0
Newhouse	4	45	11.3	17	0
T. Johnson	3	29	9.7	13	0
Jackson	2	31	15.5	19	0
Baxter	1	4	4.0	4	0
Warner	1	0	0.0	0	0
Team	419	4723	11.3	63	21
Opponents	301	3314	11.0	65t	17

INTERCEPTIONS

	No.	Yds	Avg	Long	TD
Dansby	3	31	10.3	18t	2
Macklin	2	79	39.5	60t	1
Tate	2	47	23.5	25	0
Darling	2	22	11.0	15	0
Wilson	1	36	36.0	36	0
Rolle	1	29	29.0	29	0
Dockett	1	14	14.0	14	0
Green	1	13	13.0	13	0
Griffith	1	11	11.0	11	0
Huff	1	3	3.0	3	0
Team	15	285	19.0	60t	3
Opponents	21	334	15.9	71	1

PUNT RETURNS

	Ret	FC	Yds	Avg	Long	TD
Swinton	42	14	334	8.0	32	0
Moses	7	0	40	5.7	12	0
B. Johnson	1	2	9	9.0	9	0
Team	50	16	383	7.7	32	0
Opponents	39	14	328	8.4	52t	1

KICKOFF RETURNS

	No.	Yds	Avg	Long	TD
Swinton	63	1456	23.1	90	0
Moses	7	177	25.3	35	0
B. Johnson	2	45	22.5	24	0
Anderson	1	7	7.0	7	0
Ayanbadejo	1	16	16.0	16	0
Green	1	4	4.0	4	0
Jackson	1	14	14.0	14	0
Team	76	1719	22.6	90	0
Opponents	60	1700	28.3	95t	3

PUNTING

	No.	Yds	Avg	Net	TB	In	Lg	B
Player	73	3206	43.9	37.0	7	18	60	1
Team	743	2064	43.3	37.0	7	18	60	1
Opponents	853	7544	44.1	37.8	8	26	58	0

FIELD GOALS

	1-19	20-29	30-39	40-49	50+
Rackers	0/0	11/11	10/10	13/14	6/7
Novak LG	1/1	1/1	5/7	1/1	0/0
Novak TM	1/1	0/0	2/2	0/0	0/0
Team	1/1	11/11	12/12	13/14	6/7
Opponents	0/0	10/10	3/4	7/7	1/3

USUAL STARTING LINEUP

Offense	Defense
WR...Larry Fitzgerald	LE.....Chike Okefor
LT.....Leonard Davis	NT.....Ross Kolodziej
LG.....Reggie Wells	UT.....Darnell Dockett
C.....Nick Leckey	RE.....Bertrand Berry/
RG.....Elton Brown	Antonio Smith
RT.....Oliver Ross	SLB....Karlans Dansby
TE.....Eric Edwards	WLB....James Darling
WR.....Anquan Boldin	MLB....Orlando Huff
QB.....Kurt Warner	RCB....Robert Tate
TE.....Adam Bergen	LCB....David Macklin
RB.....Marcel Shipp	SS.....Adrian Wilson
	P.....Scott Player
	K.....Neil Rackers

NOTES

The team's second season under head coach **Dennis Green** was marked by close games (six losses by a TD or less) and plagued by injuries (NFL-high 15 players on injured reserve list) ... **Neil Rackers** set the NFL record with 40 field goals in the season en route to a Pro Bowl selection ... **WR Larry Fitzgerald** set the club record for receptions in a season with 103 and also had a team-high 1,409 yards en route to his first Pro Bowl ... **Anquan Boldin** also recorded 102 receptions and 1,402 yards ... **Boldin** and **Fitzgerald** became only the second pair of teammates in NFL history to record 100+ receptions and 1,400+ yards in a season ... In his first year as a Cardinal, **Kurt Warner** completed 242 of 375 passes to set the club mark for completion percentage with 64.5% ... **FS Adrian Wilson** led the team with 8.0 sacks, the most ever by an NFL defensive back since sacks became an official statistic in 1982...Arizona finished with the league's #1 passing offense (first time in team history) and ranked 8th in both overall offense and defense (the only NFL team in the top 10 in both)...the team played in the NFL's first-ever regular season game outside of the U.S. and defeated the 49ers in Mexico City in front of an NFL record crowd of 103,467...2005 was the team's 18th and final season at Sun Devil Stadium.

FINAL NFC WEST STANDINGS

Team	W	L	T	Pct.	Pts.	OP
Seattle	13	3	0	.812	452	271
St. Louis	6	10	0	.375	363	429
Arizona	5	11	0	.312	311	387
San Francisco	4	12	0	.250	239	428



2006 (5-11)

HEAD COACH DENNIS GREEN

Sept. 10	San Francisco	W	34-27	63,407
Sept. 17	At Seattle	L	10-21	67,470
Sept. 24	St. Louis	L	14-16	63,278
Oct. 1	At Atlanta	L	10-32	68,981
Oct. 8	Kansas City	L	20-23	63,445
Oct. 16	Chicago	L	23-24	63,977
Oct. 22	At Oakland	L	9-22	61,595
Oct. 29	At Green Bay	L	14-31	70,809
Nov. 5	Open Date			
Nov. 12	Dallas	L	10-27	63,926
Nov. 19	Detroit	W	17-10	63,348
Nov. 26	At Minnesota	L	26-31	63,483
Dec. 3	At St. Louis	W	34-20	65,612
Dec. 10	Seattle	W	27-21	63,603
Dec. 17	Denver	L	20-37	63,845
Dec. 24	At San Francisco	W	26-20	67,751
Dec. 31	At San Diego	L	20-27	66,492

314-389
Home: 3-5 (508,829). Away: 2-6 (532,193)

TEAM STATISTICS

	Cards	Opp.
Total First Downs.....	298	331
Rushing.....	84	114
Passing.....	187	186
Penalty.....	27	31
3rd Down: Made/Att 83/212	83/201	
3rd Down Pct.....	39.2	41.3
4th Down: Made/Att 10/15	7/15	
4th Down Pct.....	66.7	46.7
Possession Avg.....	29:59	30:01
Total Net Yards.....	5000	5591
Avg. Per Game.....	312.5	349.4
Total Plays.....	999	1018
Avg. Per Play.....	5.0	5.5
Net Yards Rushing.....	1338	1897
Avg. Per Game.....	83.6	118.6
Total Rushes.....	419	458
Net Yards Passing.....	3662	3694
Avg. Per Game.....	228.9	230.9
Sacked/Yards Lost 35/262	38/238	
Gross Yards.....	3924	3932
Att./Completions 545/322	522/321	
Completion Pct.....	59.1	61.5
Had Intercepted.....	17	16
Punts/Average.....	68/43.6	58/44.8
Net Punting Avg.....	68/34.5	58/37.7
Penalties/Yards.....	117/937	95/815
Fumbles/Ball Lost.....	31/13	29/17
Touchdowns.....	33	42
Rushing.....	12	16
Passing.....	17	21
Returns.....	4	5

SCORE BY PERIOD

	Q1	Q2	Q3	Q4	OT	PTS
Team	104	81	46	83	0	314
Opponents	84	100	100	105	0	389

SCORING

	TD	R	P	K	PAT	FG	S	Pts.
Rackers	0	0	0	0	32/32	28/37	0	116
Fitzgerald	6	0	6	0	0/0	0/0	0	36
James	6	0	0	0	0/0	0/0	0	36
Boldin	4	0	4	0	0/0	0/0	0	24
Bry. Johnson	4	0	4	0	0/0	0/0	0	24
Shipp	4	0	4	0	0/0	0/0	0	24
Leinart	2	2	0	0	0/0	0/0	0	12
Walters	2	0	2	0	0/0	0/0	0	12
Wilson	2	0	2	0	0/0	0/0	0	12
Arrington	1	0	1	0	0/0	0/0	0	6
Bergen	1	0	1	0	0/0	0/0	0	6
Smith	1	0	1	0	0/0	0/0	0	6
Team	33	12	17	4	32/3228	37/0		314
Opponents	42	16	21	5	42/4231	34/1		389

2-Pt. Conversions: Team 0/1, Opponents 0/0

PASSING

	Att.	Comp.	Yds	Cmp%	Yds/Att.	Td	Td%	Int	Int%	Long	Sack/Lost	Rating
Leinart	377	214	2547	56.8	6.76	11	2.9	12	3.2	58	21/158	74.0
Warner	168	108	1377	64.3	8.20	6	3.6	5	3.0	64	14/104	89.3
Team	545	322	3924	59.1	7.20	17	3.1	17	3.1	64	35/262	78.7
Opponents	522	321	3932	61.5	7.53	21	4.0	16	3.1	78	38/238	85.4

SACKS

Okeafor 8.5, Dansby 8, Berry 6, Wilson 5, Smith 2.5, Cooper LG 2, Cooper TM 2, Dockett 2, Clancy 1, Hayes 1, Pace 1, Watson 1. Team 38.0, Opponents 35.0

RUSHING

	No.	Yds	Avg	Long	TD
James	337	1159	3.4	18	6
Leinart	22	49	2.2	14	2
Shipp	17	41	2.4	9t	4
Ayanbadejo	9	37	4.1	11	0
Boldin	5	28	5.6	18	0
Arrington	14	19	1.4	9	0
Schable	1	5	5.0	5	0
Warner	13	3	0.2	9	0
Fitzgerald	0	0	—	—	0
Bry. Johnson	1	-3	-3.0	-3	0
Team	419	1338	3.2	18	12
Opponents	458	1897	4.1	78t	16

RECEIVING

	No.	Yds	Avg	Long	TD
Boldin	83	1203	14.5	64	4
Fitzgerald	69	946	13.7	57	6
Bry. Johnson	40	740	18.5	58	4
James	38	217	5.7	14	0
Walters	23	209	9.1	26	2
Ayanbadejo	17	139	8.2	27	0
Pope	16	161	10.1	33	0
Bergen	15	111	7.4	17	1
Arrington	8	58	7.3	19	0
Shipp	6	60	10.0	22	0
Spurlock	4	31	7.8	15	0
Wakefield	2	24	12.0	19	0
Bronson	1	25	25.0	25	0
Team	322	3924	12.2	64	17
Opponents	321	3932	12.2	78	21

INTERCEPTIONS

	No.	Yds	Avg	Long	TD
Wilson	4	146	36.5	99t	1
Griffith	3	30	10.0	23	0
Hayes	3	24	8.0	24	0
Francisco	2	61	30.5	44	0
Macklin	1	56	56.0	56	0
Rolle	1	23	23.0	23	0
Beisel	1	11	11.0	11	0
Dockett	1	-1	-1.0	-1	0
Team	16	350	21.9	99t	1
Opponents	17	110	6.5	37t	1

PUNT RETURNS

	Ret	FC	Yds	Avg	Long	TD
Walters	24	12	250	10.4	37	0
Bry. Johnson	1	1	0	0.0	0	0
Team	25	13	250	10.0	37	0
Opponents	44	6	562	12.8	83t	1

KICKOFF RETURNS

	No.	Yds	Avg	Long	TD
Arrington	67	1520	22.7	99t	1
Spurlock	3	54	18.0	21	0
Bry. Johnson	2	29	14.5	16	0
Wakefield	1	7	7.0	7	0
Team	73	1610	22.1	99t	1
Opponents	58	1481	25.5	64	0

PUNTING

	No.	Yds	Avg	Net	TB	In	Lg	B
Player	66	2965	44.9	34.5	3	18	58	2
Team	68	2965	43.6	34.5	3	18	58	2
Opponents	58	2596	44.8	37.7	8	18	66	0

FIELD GOALS

	1-19	20-29	30-39	40-49	50+
Rackers	0/0	11/11	9/9	7/10	1/7
Team	0/0	11/11	9/9	7/10	1/7
Opponents	1/1	9/9	11/13	9/9	1/2

USUAL STARTING LINEUP

Offense	Defense
WR.....Larry Fitzgerald	LE.....Chike Okeafor
LT.....Leonard Davis	NT.....Kendrick Clancy
LG.....Milford Brown	UT.....Darnell Dockett
C.....Nick Leckey	RE.....Bertrand Berry/RG.....Deuce Lutui
RT.....Reggie Wells	SLB.....Carlos Dansby
TE.....Leonard Pope	MLB.....Gerald Hayes
WR.....Anquan Boldin	RCB.....Orlando Huff
QB.....Matt Leinart	LCB.....Antrel Rolle
WR.....Bryant Johnson	RCB.....David Macklin
RB.....Edgerrin James	SS.....Adrian Wilson
	FS.....Robert Griffith
	P.....Scott Player
	K.....Neil Rackers

NOTES

The Cardinals opened up State Farm Stadium with a game against San Francisco on September 10, the team's first season opening contest at home since moving to Arizona in 1988 ... rookie QB **Matt Leinart** takes over the starting role in October and starts 11 games, setting the franchise record for passing yards by a rookie with 2,547 and becoming the first Cardinals quarterback since 2001 to have three games in a season with a 100+ quarter-back rating ... **Adrian Wilson** selected to first Pro Bowl after scoring a pair of 99-yard TDs (fumble and interception) to become first player in NFL history with two defensive TDs of 99 yards ... **Anquan Boldin** selected to second Pro Bowl after recording third 1,000-yard season of four-year career, also becoming fastest NFL player to reach 330 career receptions at Oakland ... DE **Chike Okeafor** ties career high with 8.5 sacks, recording 7.5 of them in final seven games of season ... RB **Edgerrin James** becomes first RB to rush for over 1,000 yards since 1998 finishing with 1,159 yards on franchise record 337 carries ... team sets new season attendance record with 508,829 fans and sells out every home game including first MNF game since 1999.

FINAL NFC WEST STANDINGS

Team	W	L	T	Pct.	Pts.	OP
Seattle	9	7	0	.562	335	341
St. Louis	8	8	0	.500	367	381
San Francisco	7	9	0	.438	298	412
Arizona	5	11	0	.312	314	389



2007 (8-8)

HEAD COACH KEN WHISENHUNT

Sept. 10	At San Francisco	L	17-20	68,111
Sept. 16	Seattle	W	23-20	64,542
Sept. 23	At Baltimore	L	23-26	71,372
Sept. 30	Pittsburgh	W	21-14	64,844
Oct. 7	At St. Louis	W	34-31	61,788
Oct. 14	Carolina	L	10-25	64,403
Oct. 21	At Washington	L	19-21	85,640
Oct. 28	Open Date			
Nov. 4	At Tampa Bay	L	10-17	65,267
Nov. 11	Detroit	W	31-21	64,753
Nov. 18	At Cincinnati	W	35-27	65,403
Nov. 25	San Francisco	L	31-37 (OT)	64,483
Dec. 2	Cleveland	W	27-21	64,791
Dec. 9	At Seattle	L	21-42	68,193
Dec. 16	At New Orleans	L	24-31	70,007
Dec. 23	Atlanta	W	30-27 (OT)	64,159
Dec. 30	St. Louis	W	48-19	64,671

Home: 6-2 (516,646). Away: 2-6 (555,781).

TEAM STATISTICS

	Cards	Opp.
Total First Downs	308	298
Rushing	70	90
Passing	210	185
Penalty	28	23
3rd Down Made/Att	75/203	87/218
3rd Down Pct.	36.9%	39.9%
4th Down Made/Att	12/14	7/15
4th Down Pct.	85.7%	46.7%
Possession Avg.	30:10	29:50
Total Net Yards	5505	5283
Avg. Per Game	344.1	330.2
Total Plays	1016	1013
Avg. Per Play	5.4	5.2
Net Yards Rushing	1440	1567
Avg. Per Game	90.0	97.9
Total Rushes	402	407
Net Yards Passing	4065	3716
Avg. Per Game	254.1	232.3
Sacked/Yards Lost	24/163	36/242
Gross Yards	4228	3958
Att./Completions	590/356	570/361
Completion Pct.	60.3%	63.3%
Had Intercepted	24	18
Punts/Average	80/40.0	73/43.6
Net Punting Avg.	32.0	37.1
Penalties/Yards ..	137/1128	118/881
Fumbles/Ball Lost	27/12	23/11
Touchdowns	49	45
Rushing	9	13
Passing	32	26
Returns	8	6

SCORE BY PERIOD

	Q1	Q2	Q3	Q4	OT	PTS
Team	57	148	65	131	3	404
Opponents	88	114	99	92	6	399

SCORING

	TD	RU	PA	RT	K-PAT	FG	S	PTS
Rackers	0	0	0	0	47/4821/30	0	110	
Fitzgerald	10	0	10	0	0/0	0	60	
Boldin	9	0	9	0	0/0	0	54	
James	7	7	0	0	0/0	0	42	
Pope	5	0	5	0	0/0	0	30	
Rolle	3	0	0	3	0/0	0	18	
Johnson	2	0	2	0	0/0	0	12	
Hood	2	0	2	0	0/0	0	12	
Urban	2	0	2	0	0/0	0	12	
Patrick	2	0	2	0	0/0	0	12	
Wells	1	0	0	1	0/0	0	6	
Hayes	1	0	0	1	0/0	0	6	
Warner	1	1	0	0	0/0	0	6	
Shipp	1	1	0	0	0/0	0	6	
Breaston	1	0	0	1	0/0	0	6	
Arrington	1	0	1	0	0/0	0	6	
Bienemann	1	0	1	0	0/0	0	6	
Team	49	9	32	8	47/4821/300	404		
Opponents	45	13	26	6	39/3928/332	399		

2-Pt. Conversions: Team 0/1, Opponents 2/5

PASSING

	Att.	Comp.	Yds.	Comp. %	Yds./Att.	TD	TD%	Int.	Int. %	Long	Sack/Lost	Rating
Warner	451	281	3417	62.3%	7.6	27	6.0%	17	3.8%	62	20/140	89.8
Leinart	112	60	647	53.6%	5.8	2	1.8%	4	3.6%	40	4/23	61.9
Rattay	27	15	164	55.6%	6.1	3	11.1%	3	11.1%	42	0/0	71.2
Boldin	0	0	0	0.0%	0.0%	0	0.0%	0	0.0%	0	0/0	0.0
Team	590	356	4228	60.3%	7.2	32	5.4%	24	4.1%	62	24/163	83.4
Opponents	570	361	3958	63.3%	6.9	26	4.6%	18	3.2%	74t	36/242	85.8

SACKS

Dockett 9.0, Pace 6.5, Smith 5.5, Hayes 4.0, Dansby 3.5, Blackstock 3.0, Berry 2.5, Tafoya 2.0. **Team: 36.0, Opponents 24.0**

RUSHING

	No.	Yds	Avg	Long	TD
James	324	1222	3.8	27	7
Arrington	26	78	3.0	12	0
Leinart	11	42	3.8	20	0
Shipp	15	41	2.7	14	1
Warner	17	15	0.9	9	1
Boldin	1	14	14.0	14	0
Morey	1	13	13.0	13	0
Breaston	2	8	4.0	10	0
Rattay	2	5	2.5	5	0
Smith	1	3	3.0	3	0
Berger	1	0	0.0	0	0
Hasselbeck	1	-1	-1.0	-1	0
Team	402	1440	3.6	27	9
Opponents	407	1567	3.9	75	13

RECEIVING

	No.	Yds	Avg	Long	TD
Fitzgerald	100	1409	14.1	48t	10
Boldin	71	853	12.0	44t	9
Johnson	46	528	11.5	30	2
Arrington	29	241	8.3	32	1
James	24	204	8.5	26	0
Pope	23	238	10.3	31	5
Urban	22	329	15.0	42	2
Morey	8	131	16.4	62	0
Breaston	8	92	11.5	22	0
Patrick	7	73	10.4	21	2
Smith	7	59	8.4	16	0
Bienemann	7	46	6.6	13	1
Shipp	4	25	6.3	9	0
Team	356	4228	11.9	62	32
Opponents	361	3958	11.0	74t	26

INTERCEPTIONS

	No.	Yds	Avg	Long	TD
Rolle	5	231	46.2	57	3
Hood	5	196	39.2	71t	2
Dansby	3	55	18.3	28	0
Wilson	2	20	10.0	20	0
Hayes	1	30	30.0	30t	1
Pace	1	14	14.0	14	0
Brown	1	5	5.0	5	0
Team	18	551	30.6	71t	6
Opponents	24	380	15.8	84t	3

PUNT RETURNS

	Ret	FC	Yds	Avg	Long	TD
S.Breaston	42	6	395	9.4	73t	1
Team	42	6	395	9.4	73t	1
Opponents	38	15	496	13.1	75t	11

KICKOFF RETURNS

	No.	Yds	Avg	Long	TD
Breaston	62	1391	22.4	59	0
Arrington	11	251	22.8	56	0
Morey	1	40	40.0	40	0
Team	74	1682	22.7	59	0
Opponents	60	1389	23.2	80	0

PUNTING

	No.	Yds	Avg	Net	TB	In	Log	B
Barr	59	2385	40.4	31.7	5	15	61	1
Berger	20	813	40.7	33.0	2	6	56	0
Team	79	3198	40.0	32.0	7	21	61	1
Opponents	73	3181	43.6	37.1	4	20	60	0

FIELD GOALS

	1-19	20-29	30-39	40-49	50+
Rackers	2/2	5/5	6/8	5/6	3/9
Team	2/2	5/5	6/8	5/6	3/9
Opponents	1/1	9/10	10/10	8/10	0/2

USUAL STARTING LINEUP

Offense	Defense
WR.....Larry Fitzgerald	LE.....Antonio Smith
LT.....Mike Gandy	NT.....Gabe Watson
LG.....Reggie Wells	DT.....Darnell Dockett
C.....Al Johnson	RE.....Bertrand Berry
RG.....Deuce Lutui	WLB.....Karlus Dansby
RT.....Levi Brown	MLB.....Gerald Hayes
TE.....Leonard Pope	SLB.....Calvin Pace
WR.....Anquan Boldin	LCB.....Rod Hood
QB.....Kurt Warner	RCB.....Eric Green
FB.....Terrelle Smith	SS.....Adrian Wilson
RB.....Edgerrin James	FS.....Terrence Holt

NOTES

Under first year head coach **Ken Whisenhunt**, the Cardinals finished the season with an 8-8 record, their best finish since 1998 ... the team finished with a home record of 6-2, their best home record since they finished 6-1 in 1976 ... **Kurt Warner** took over as the starting QB in week six after **Matt Leinart** injured his shoulder and throws for 27 touchdowns, the second-highest passing TD total in team history ... **Larry Fitzgerald** earned his second Pro Bowl nod after leading the NFC in both receptions (100) and receiving yards (1,409) and he also tied the franchise record with TD receptions in five consecutive games ... **Edgerrin James** rushed for 1,222 yards on the season, joining Ottis Anderson as the only Cardinal running backs to record a season with 1,200+ yards rushing while the two are also the only ones with back-to-back 1,000-yard seasons ... **Anquan Boldin** became the fastest receiver in NFL history to reach 400 receptions (doing so in his 67th career game) while also establishing a new career-high with nine touchdown receptions ... **Antrel Rolle's** three interception returns for touchdowns in led the NFL and tied for the second-most in NFL history for a single-game while his two interceptions returns in week 11 at Cincinnati tied the NFL record for a single game ... **Darnell Dockett** collected nine sacks on the year, tying the franchise record for sacks by a defensive tackle and led the NFL among interior defensive linemen ... for the second season in a row the team sold out every home game and set a new season attendance record with 516,646 fans attending a regular season game.

FINAL NFC WEST STANDINGS

Team	W	L	T	Pct.	Pts.	OP
Seattle	10	6	0	.625	393	291
Arizona	8	8	0	.500	404	399
San Francisco	5	11	0	.312	219	364
St. Louis	3	13	0	.188	263	438



2008 (9-7)

HEAD COACH KEN WHISENHUNT

Sep. 7	At San Francisco	W	23-13	67,186
Sep. 14	Miami	W	31-10	63,445
Sep. 21	At Washington	L	17-24	90,060
Sep. 28	At NY Jets	L	35-56	78,222
Oct. 5	Buffalo	W	41-17	63,830
Oct. 12	Dallas	W	30-24 (OT)	64,389
Oct. 19	Open Date			
Oct. 26	At Carolina	L	23-27	72,010
Nov. 2	At St. Louis	W	34-13	61,303
Nov. 10	San Francisco	W	29-24	64,519
Nov. 16	At Seattle	W	26-20	67,616
Nov. 23	NY Giants	L	29-37	64,541
Nov. 27	At Philadelphia	L	20-48	69,144
Dec. 7	St. Louis	W	34-10	63,720
Dec. 14	Minnesota	L	14-35	64,457
Dec. 21	At New England	L	7-47	68,756
Dec. 28	Seattle	W	34-21	63,874

Home: 6-2 (512,775). Away: 3-5 (574,297)

NFC Wild Card Game

Jan. 3 Atlanta W 30-24 62,848

NFC Divisional Playoff

Jan. 10 At Carolina W 33-13 73,695

NFC Championship Game

Jan. 18 Philadelphia W 32-25 70,650

Super Bowl XLIII

Feb. 1 Pittsburgh L 23-27 70,774

118-89

TEAM STATISTICS

	Cards	Opp.
Total First Downs.....	328	312
Rushing.....	72	117
Passing.....	231	172
Penalty.....	25	23
3rd Down: Made/Att 83/198	92/207	
3rd Down Pct.	41.9%	44.4%
4th Down: Made/Att 8/16	13/17	
4th Down Pct.	50.0%	76.5%
Possession Avg.....	30:09	29:51
Total Net Yards.....	5852	5304
Avg. Per Game	365.8	331.5
Total Plays	998	993
Avg. Per Play	5.9	5.3
Net Yards Rushing.....	1178	1764
Avg. Per Game	73.6	110.3
Total Rushes	340	445
Net Yards Passing.....	4674	3540
Avg. Per Game	292.1	221.3
Sacked/Yards Lost 28/201	31/191	
Gross Yards	4875	3731
Att./Completions 630/418	517/323	
Completion Pct.	66.3%	62.5%
Had Intercepted	15	13
Punts/Average.....	60/41.8	61/45.5
Net Punting Avg.....	34.1	40.0
Penalties/Yards.....	107/781	98/816
Fumbles/Ball Lost.....	27/15	26/17
Touchdowns.....	51	52
Rushing.....	14	13
Passing.....	31	36
Returns.....	6	3

SCORE BY PERIOD

	Q1	Q2	Q3	Q4	OT	PTS
Team	64	117	154	86	6	427
Opponents	84	150	81	111	0	426

SCORING

	TD	RU	PA	RT	K-PAT	FG	S	PTS
Rackers	0	0	0	0	44/44	25/28	0	119
Fitzgerald	12	0	12	0	0/0	0/0	0	72
Boldin	11	0	11	0	0/0	0/0	0	66
Hightower	10	10	0	0	0/0	0/0	0	60
Urban	4	0	4	0	0/0	0/0	0	24
James	3	3	0	0	0/0	0/0	0	20
Arrington	3	1	1	1	0/0	0/0	0	18
Breaston	3	0	3	0	0/0	0/0	0	18
R-Cromartie	1	0	0	1	0/0	0/0	0	6

PASSING

	Att.	Comp.	Yds.	Comp. %	Yds./Att.	TD	TD%
Warner	598	401	4583	67.1%	7.7	32	5.0%
Leinart	29	15	264	51.7%	9.1	1	3.4%
Urban	1	1	18	100.0%	18.0	0	0.0%
Johnson	1	1	10	100.0%	10.0	0	0.0%
Arrington	1	0	0	0.0%	0.0	0	0.0%
Team	630	418	4875	66.3%	7.7	31	4.9%
Opponents	517	323	3731	62.5%	7.2	36	7.0%

SCORING (CONT.)

	TD	RU	PA	RT	K-PAT	FG	S	PTS
Dockett	1	0	0	1	0/0	0/0	0	6
Rolle	1	0	0	1	0/0	0/0	0	6
Beisel	1	0	0	1	0/0	0/0	0	6
Hood	1	0	0	1	0/0	0/0	0	6

Team 51 14 31 6 44/4425/281 427

Opponents 52 13 36 3 49/4921/271 426

2-Pt. Conversions: Team 1/6, Opponents 1/3

SACKS

Berry 5.0, Okeafar 4.5, Dansby 4.0, Dockett 4.0, LaBoy 4.0, Smith 3.5, Wilson 2.5, C.Haggans 1.0, Robinson 1.0, Watson 1.0, Hayes 0.5.

Team 31.0, Opponents 27.0

RUSHING

	No.	Yds	Avg	Long	TD
James	133	514	3.9	35	3
Hightower	143	399	2.8	30t	10
Arrington	31	187	6.0	30	1
Boldin	9	67	7.4	30	0
Breaston	2	8	4.0	4	0
Leinart	4	5	1.3	8	0
Warner	18	-2	-0.1	11	0
Team	340	1178	3.5	35	14
Opponents	445	1764	4.0	41t	13

RECEIVING

	No.	Yds	Avg	Long	TD
Fitzgerald	96	1431	14.9	78t	12
Boldin	89	1038	11.7	79t	11
Breaston	77	1006	13.1	58	3
Urban	34	448	13.2	56t	4
Hightower	34	237	7.0	26	0
Arrington	29	255	8.8	35	1
Doucet	14	90	6.4	12	0
James	12	85	7.1	16	0
Patrick	11	104	9.5	19	0
Pope	9	77	8.6	25	0
Castille	4	11	2.8	5	0
Tuman	3	41	13.7	18	0
Smith	2	24	12.0	18	0
Spach	2	15	7.5	8	0
Rolle	1	9	9.0	9	0
Brown	1	4	4.0	4	0
Campbell	0	0	0.0	0	0
Team	418	4875	11.7	79t	31
Opponents	323	3731	11.6	87t	36

INTERCEPTIONS

	No.	Yds	Avg	Long	TD
Rodgers-Cromartie	4	157	39.3	99t	1
Dansby	2	47	23.5	34	0
Wilson	2	37	18.5	28	0
Rolle	1	40	40.0	40t	1
Okeafar	1	39	39.0	39	0
Green	1	1	1.0	1	0
Brown	1	0	0.0	0	0
Hood	1	0	0.0	0	0
Team	13	321	24.7	99t	2
Opponents	15	276	18.4	58	1

PUNT RETURNS

	Ret	FC	Yds	Avg	Long	TD
Breaston	33	10	237	7.2	25	0
Team	33	10	237	7.2	25	0
Opponents	29	13	381	13.1	82t	1

KICKOFF RETURNS

	No.	Yds	Avg	Long	TD
Arrington	36	923	25.6	93t	1
Breaston	33	667	20.2	38	0
Morey	2	23	11.5	15	0
Campbell	2	16	8.0	16	0
Urban	2	1	0.5	1	0
Team	75	1630	21.7	93t	1
Opponents	69	1724	25.0	104t	1

PUNTING

	No.	Yds	Avg	Net	TB	In	Lg	B
Johnson	40	1670	41.8	35.2	4	13	59	0
Graham	20	839	42.0	32.0	0	7	59	0
Team	602509	41.8	34.1	4	20	59	0	
Opponents	602777	45.5	40.0	5	20	63	1	

FIELD GOALS

	1-19	20-29	30-39	40-49	50+
N. Rackers	0/0	9/9	9/11	6/6	1/2
Team	0/0	9/9	9/11	6/6	1/2
Opponents	0/0	4/4	9/11	5/8	3/4

USUAL STARTING LINEUP

Offense	Defense
WR...Larry Fitzgerald	LE.....Antonio Smith
LT.....Mike Gandy	NT.....Bryan Robinson
LG.....Reggie Wells	DT.....Darnell Dockett
CG.....Lyle Sellens	RE.....Travis LaBoy
RG.....Deuce Lutui	WLB.....Karlus Dansby
RT.....Levi Brown	MLB.....Gerald Hayes
TE.....Leonard Pope	SLB.....Chike Okeafar
WR.....Anquan Boldin	LCB.....Rod Hood
QB.....Kurt Warner	RCB.....D. Rodgers-Cromartie
FB.....Terrelle Smith	SS.....Adrian Wilson
RB.....Edgerrin James/Tim Hightower	FS.....Antrel Rolle

NOTES

The Cardinals capped 2008 season with a memorable playoff run, winning the NFC Championship game against Philadelphia and playing in Super Bowl XLIII vs. Pittsburgh... won their first division title since 1975, winning the NFC West with a perfect 6-0 division record and finishing the regular season 9-7 overall... under second-year head coach **Ken Whisenhunt**, Cardinals made first playoff appearance since 1998 in Wild Card game vs. Falcons, and earned second round playoff win in franchise history with victory at Carolina... became first #4 seed to host a conference championship game and first #4 seed to advance to Super Bowl... Cardinals recorded 12 wins on the season, the most in a single-season in franchise history and they won more playoff games in 2008 (3) than they had in their total playoff history (2)... finished the regular season with an 8-2 home record and improved record at State Farm Stadium to 14-4 under Whisenhunt... **Kurt Warner** sets franchise record with 30 TD passes while also earning his fourth Pro Bowl selection... Warner also sets team marks for attempts, completions, completion percentage, passer rating and finished second in passing yards... **Larry Fitzgerald** earned his second consecutive Pro Bowl selection and third overall after once again leading the NFC in both receptions (96) and receiving yards (1,431) while also collecting a career high 12 touchdowns... Fitzgerald set single postseason records for receptions (30), yards (566), and receiving touchdowns (7) while also collecting over 100 receiving yards in all four postseason games... **Anquan Boldin** earned his third trip to the Pro Bowl after becoming the first receiver in team history to have four 1,000-yard receiving seasons to go along with a career high 11 TDs... reached 500 receptions in 80th game, reaching the milestone in fewer games than any other receiver in NFL history... also set franchise mark with 24 100-yard receiving games... **Tim Hightower**'s 10 rushing TDs during the regular season set a franchise record for rookie... Rookie **Dominique Rodgers-Cromartie** led the team with four INT's during the regular season including tying the franchise record for longest INT return with a 99-yard return for a touchdown against St. Louis... for the third season in a row, the team sold out every home game including both playoff contests.

FINAL NFC WEST STANDINGS

Team	W	L	T	Pct.	Pts.	OP
Arizona	9	7	0	.563	427	426
San Francisco	7	9	0	.438	339	381
Seattle	4	12	0	.250	294	392
St. Louis	2	14	0	.125	232	465



2009 (10-6)

HEAD COACH KEN WHISENHUNT

Sept. 13	San Francisco	W	16-20	61,981
Sept. 20	At Jacksonville	W	31-17	46,520
Sept. 27	Indianapolis	L	10-31	62,692
Oct. 4	Open Date			
Oct. 11	Houston	W	28-21	61,819
Oct. 18	At Seattle	W	27-3	67,588
Oct. 25	At NY Giants	W	24-17	78,299
Nov. 1	Carolina	L	21-34	62,031
Nov. 8	At Chicago	W	41-21	62,309
Nov. 15	Seattle	W	31-20	62,278
Nov. 22	At St. Louis	W	21-13	59,839
Nov. 29	At Tennessee	L	17-20	69,149
Dec. 6	Minnesota	W	30-17	64,121
Dec. 14	At San Francisco	L	9-24	69,732
Dec. 20	At Detroit	W	40-57	69,149
Dec. 27	St. Louis	W	31-10	62,624
Jan. 3	Green Bay	L	7-33	67,597

Home: 4-4 (505,143); Away: 6-2 (494,013)

NFC Wild Card Game

Jan. 10 Green Bay W 51-45 (OT) 61,926

NFC Divisional Playoff

Jan. 16 At New Orleans L 14-65 70,149
65-90

TEAM STATISTICS

	Cards	Opp.
Total First Downs.....	317	289
Rushing	77	81
Passing	215	188
Penalty	25	20
3rd Down: Made/Att	69/190	82/232
3rd Down Pct.	36.3%	35.3%
4th Down: Made/Att	5/9	12/24
4th Down Pct.	55.6%	50.0%
Possession Avg.....	29:52	30:08
Total Net Yards.....	5510	5543
Avg. Per Game	344.4	346.4
Total Plays	985	1038
Avg. Per Play	5.6	5.3
Net Yards Rushing.....	1494	1804
Avg. Per Game	93.4	112.8
Total Rushes	365	402
Net Yards Passing.....	4016	3739
Avg. Per Game	251.0	233.7
Sacked/Yards Lost	26/184	43/259
Gross Yards	4200	3998
Att./Completions	594/392	593/346
Completion Pct.	66.0%	58.3%
Had Intercepted	18	21
Punts/Average.....	86/47.0	84/44.9
Net Punting Avg.....	40.6	39.4
Penalties/Yards....	108/886	104/840
Fumbles/Ball Lost....	32/18	20/8
Touchdowns.....	46	38
Rushing	16	13
Passing	27	22
Returns	3	3

SCORE BY PERIOD

	Q1	Q2	Q3	Q4	OT	PTS
Team	76	132	82	85	0	375
Opponents	67	101	62	95	0	325

SCORING

	TD	RU	PA	RT	K-PA	FG	S	PTS
Rackers	0	0	0	0	37/3816	17	0	85
Fitzgerald	13	0	13	0	0/0	0/0	0	78
Hightower	8	8	0	0	0/0	0/0	0	48
Wells	7	7	0	0	0/0	0/0	0	42
Boldin	5	1	4	0	0/0	0/0	0	30
Breaston	3	0	3	0	0/0	0/0	0	18
Nugent	0	0	0	0	8/8	2/2	0	14
S-Howling	2	0	1	1	0/0	0/0	0	12
Patrick	2	0	2	0	0/0	0/0	0	12
Wright	2	0	2	0	0/0	0/0	0	12
Rolle	1	0	0	1	0/0	0/0	0	6
R-Cromartie	1	0	1	0	0/0	0/0	0	6
Doucet	1	0	1	0	0/0	0/0	0	6
Becht	1	0	1	0	0/0	0/0	0	6
Team	46	16	27	3	45/4618	190/375	0	375
Opponents	38	13	22	3	38/3819	250/325	0	325

2-Pt. Conversions: Team 0/0, Opponents 0/0

PASSING

	Att.	Comp.	Yds.	Comp. %	Yds./Att.	TD	TD%
Warner	513	339	3753	66.1%	7.3	26	5.1%
Leinart	77	51	435	66.2%	5.6	0	0.0%
St. Pierre	4	2	12	50.0%	3.0	1	25.0%
Team	594	392	4200	66.0%	7.1	27	4.5%
Opponents	593	346	3998	58.3%	6.7	22	3.7%

SACKS

Dockett 7.0, Campbell 7.0, Berry 6.0, Haggans 5.0, Okeafor 4.5, Brown 2.0, Wilson 2.0, Iwebema 2.0, Davis 2.0, Rolle 1.5, Robinson 1.0, Banks 1.0, Dansby 1.0. **Team 42.0, Opponents 26.0**

RUSHING

	No.	Yds	Avg	Long	TD
Wells	176	793	4.5	33	7
Hightower	143	598	4.2	50	8
Breaston	2	44	22.0	25	0
Wright	3	17	5.7	8	0
S-Howling	6	15	2.5	5	0
Boldin	3	12	4.0	5t	1
Warner	21	10	0.5	10	0
Rolle	1	9	9.0	9	0
St. Pierre	1	2	2.0	2	0
Leinart	9	-6	-0.7	1	0
Team	365	1494	4.1	50	16
Opponents	402	1804	4.5	85t	13

RECEIVING

	No.	Yds	Avg	Long	TD
Fitzgerald	97	1092	11.3	34t	13
Boldin	84	1024	12.2	44	4
Hightower	63	428	6.8	23	0
Breaston	55	712	12.9	45	3
Urban	18	186	10.3	40	0
Doucet	17	214	12.6	29	1
Patrick	12	146	12.2	28	2
Wells	12	143	11.9	25	0
S-Howling	10	83	8.3	15	1
Wright	9	53	5.9	10	2
Becht	7	61	8.7	16	1
Spach	4	38	9.5	22	0
Kreider	4	20	5.0	8	0
Team	392	4200	10.7	45	27
Opponents	346	3998	11.6	72	22

INTERCEPTIONS

	No.	Yds	Avg	Long	TD
R-Cromartie	6	77	12.8	49t	1
Wilson	5	56	11.2	41	0
Rolle	4	71	17.8	29	0
Brown	1	85	85.0	80	0
Ware	1	18	18.0	18	0
Adams	1	17	17.0	17	0
Dansby	1	11	11.0	11	0
Dockett	1	3	3.0	3	0
Toler	1	0	0.0	0	0
Team	21	338	16.1	80	1
Opponents	18	312	17.3	101t	3

PUNT RETURNS

	Ret	FC	Yds	Avg	Long	TD
Breaston	38	11	253	6.7	64	0
Rolle	6	2	55	9.2	27	0
Toler	1	0	0	0.0	0	0
Team	45	13	308	6.8	64	0
Opponents	47	14	493	10.5	62	0

KICKOFF RETURNS

	No.	Yds	Avg	Long	TD
S-Howling	52	1257	24.2	99t	1
Wright	2	27	13.5	18	0
Team	54	1284	23.8	99t	1
Opponents	61	1248	20.5	63	0

PUNTING

	No.	Yds	Avg	Net	TB	In	Lg	B
Graham	86	4045	47.0	40.6	3	42	64	0
Team	86	4045	47.0	40.6	3	42	64	0
Opponents	84	3774	44.9	39.4	8	30	64	0

FIELD GOALS

	1-19	20-29	30-39	40-49	50+
Rackers	0/0	4/4	6/6	6/7	0/0
Nugent	1/1	0/0	0/0	1/1	0/0
Team	1/1	4/4	6/6	7/8	0/0
Opponents	0/0	8/8	8/10	1/3	2/4

USUAL STARTING LINEUP

Offense	Defense
WR...Larry Fitzgerald	DE...Calais Campbell
LT...Mike Gandy	NT...Bryan Robinson
LG...Reggie Wells	DT...Darnell Dockett
LC...Lyle Sendlein	ROLB...Chike Okeafor
RT...Deuce Lutui	ILB...Karllos Dansby
RG...Levi Brown	ILB...Gerald Hayes
TE...Anthony Becht	LOLB...Clark Haggans
QB...Anquan Boldin	RCB...Bryant McFadden
WR...Kurt Warner	LCB...D. Rodgers-Cromartie
FB...Dan Kreider	SS...Adrian Wilson
RB...Tim Hightower	FS...Antrel Rolle

NOTES

The Cardinals earned their first back-to-back division titles since 1974-75 with a 10-6 regular season record, their best record since the NFL went to a 16-game schedule in 1978 ... hosted a playoff game for the second straight season and beat the Green Bay Packers 51-45 an overtime thriller that was the highest scoring game in NFL postseason history ... improved the Cardinals record to 4-0 all-time in home postseason games and gave the team postseason wins in back-to-back seasons for first time ever ... avoided the Super Bowl curse by becoming just the third team since 1999 to return to the postseason after finishing as Super Bowl runner-up ... third-year head coach **Ken Whisenhunt** led the Cardinals to their second straight division title ... first time since 1976 that the Cardinals have posted 10+ wins in a regular season ... the Cardinals were 6-2 on the road, the most road wins in a single season since 1963 (6) ... for the first time since 1975, the Cardinals went without back-to-back losses in a single season; they were the only NFL team in 2009 to accomplish the feat ... **Kurt Warner** became first quarterback in team history to throw for 3,000+ yards and 20+ touchdowns in three consecutive seasons ... **Larry Fitzgerald** earned his third consecutive Pro Bowl selection and fourth overall after leading the NFL for a second consecutive season with a career-high 13 touchdown receptions ... **Anquan Boldin** reached 586 receptions for his career and passed Larry Centers (535) to become the franchise's all-time leader in receptions ... **Adrian Wilson** had two sacks and five interceptions to become the 10th player in NFL history with 20 sacks and 20 interceptions in their career while also earning third Pro Bowl selection and All-Pro first team honors ... **Ben Graham** tied NFL record with 42 punts inside the 20-yard line ... **Dominique Rodgers-Cromartie**, **Antrel Rolle** and **Darnell Dockett** selected to Pro Bowl along with Wilson and Fitzgerald... for the fourth season in a row, the team sold out every home game including the Wild Card Playoff contest.

FINAL NFC WEST STANDINGS

Team	W	L	T	Pct.	Pts.	OP
Arizona	10	6	0	.625	375	325
San Francisco	8	8	0	.500	330	281
Seattle	5	11	0	.313	280	390
St. Louis	1	15	0	.063	175	436



2010 (5-11)

HEAD COACH KEN WHISENHUNT

Sept. 12	At St. Louis	W 17-13	52,440
Sept. 19	At Atlanta	L 7-41	66,824
Sept. 26	Oakland	W 24-23	62,639
Oct. 3	At San Diego	L 10-41	63,189
Oct. 10	New Orleans	W 30-20	62,621
Oct. 17	Open Date		
Oct. 24	At Seattle	L 10-22	67,038
Oct. 31	Tampa Bay	L 35-38	61,857
Nov. 7	At Minnesota	L 24-27 (OT)	64,120
Nov. 14	Seattle	L 18-36	61,904
Nov. 21	At Kansas City	L 13-31	66,247
Nov. 29	San Francisco	L 6-27	63,208
Dec. 5	St. Louis	L 6-19	61,874
Dec. 12	Denver	W 43-13	62,223
Dec. 19	At Carolina	L 12-19	71,849
Dec. 25	Dallas	W 27-26	63,971
Jan. 2	At San Francisco	L 7-38	69,732

289-434

Home 4-4 (500,097). Away 1-7 (521,439).

TEAM STATISTICS

	Cards	Opp.
Total First Downs.....	241	339
Rushing	154	123
Passing	67	178
Penalty	20	38
3rd Down: Made/Att	58/209	87/233
3rd Down Pct.	27.8%	37.3%
4th Down: Made/Att	7/18	9/17
4th Down Pct.	38.9%	52.9%
Possession Avg.....	26:14	33:46
Total Net Yards.....	4309	5977
Avg. Per Game	269.3	373.6
Total Plays	931	1092
Avg. Per Play	4.6	5.5
Net Yards Rushing.....	1388	2323
Avg. Per Game	86.8	145.2
Total Rushes	320	526
Net Yards Passing.....	2921	3654
Avg. Per Game	182.6	228.4
Sacked/Yards Lost	50/343	33/227
Gross Yards	3264	3881
Att./Completions	561/285	533/324
Completion Pct.	50.8%	60.8%
Had Intercepted	19	17
Punts/Average.....	94/43.4	64/47.9
Net Punting Avg.....	36.6	41.4
Penalties/Yards.....	108/870	108/894
Fumbles/Ball Lost.....	33/16	22/13
Touchdowns.....	31	45
Rushing	9	19
Passing	10	22
Returns	12	4

SCORE BY PERIODS

	Q1	Q2	Q3	Q4	OT	Pts
Team	53	98	44	94	0	289
Opponents	87	149	102	93	3	434

SCORING

	TD	R	P	Pat	FG2Pt	Pts
Feely	1	1	0	0	29/2924/27	0 107
Fitzgerald	6	0	0	0	0/0	1 38
Hightower	5	5	0	0	0/0	0 30
S-Howling	3	1	0	2	0/0	0 18
Wells	2	2	0	0	0/0	0 12
Roberts	2	0	2	0	0/0	0 12
R-Cromartie	2	0	2	0	0/0	0 12
Rhodes	2	0	2	0	0/0	0 12
Breaston	2	0	1	1	0/0	0 12
Adams	1	0	1	0	0/0	0 6
L.Brown	1	0	1	0	0/0	0 6
Dockett	1	0	1	0	0/0	0 6
Hayes	1	0	1	0	0/0	0 6
Doucet	1	0	1	0	0/0	0 6
Toler	1	0	1	0	0/0	0 6
Team	31	9	10	12	29/2924/271	289
Opponents	45	19	22	4	44/4540/510	434

2-Pt. Conversions: Team 1/2, Opponents 0/0

PASSING

	Att	Cmp	Yds	Cmp%	Yds/Att	TD	TD%
Anderson	327	169	2065	51.7%	6.3	7	2.1%
Skelton	126	60	662	47.6%	5.3	2	1.6%
Hall	78	39	370	50.0%	4.7	1	1.3%
Bartel	28	16	150	57.1%	5.4	0	0.0%
Breaston	2	1	17	50.0%	8.5	0	0.0%
Team	561	285	3264	50.8%	5.8	10	1.8%
Opponents	533	324	3881	60.8%	7.3	22	4.1%

SACKS

C.Campbell 6.0, J.Porter 5.0, C.Haggans 5.0, D.Dockett 5.0, O.Schofield 2.0, P.Lenon 2.0, A.Branch 2.0, A.Wilson 2.0, W.Davis 1.0, G.Toler 1.0, D.Washington 1.0, K.Rhodes 1.0.
Team 33.0, Opponents 50.0

RUSHING

	No.	Yds	Avg	Long	TD
Hightower	153	736	4.8	80t	5
Wells	116	397	3.4	24	2
S-Howling	23	113	4.9	30t	1
Skelton	10	49	4.9	16	0
Breaston	3	35	11.7	17	0
Wright	6	28	4.7	10	0
Anderson	5	25	5.0	11	0
Doucet	2	5	2.5	3	0
Feely	1	5	5.0	5t	1
Hall	1	-5	-5.0	-5	0
Team	320	1388	4.3	80t	9
Opponents	526	2323	4.4	48	19

RECEIVING

	No.	Yds	Avg	Long	TD
Fitzgerald	90	1137	12.6	41	6
Breaston	47	718	15.3	37	1
Doucet	26	291	11.2	36	1
Roberts	24	307	12.8	74t	2
Hightower	21	136	6.5	20	0
S-Howling	16	111	6.9	13	0
Patrick	15	123	8.2	21	0
Komar	12	117	9.8	20	0
S.Williams	9	101	11.2	17	0
Wright	8	42	5.3	9	0
Spach	7	40	5.7	14	0
Wells	5	74	14.8	43	0
Dray	3	47	15.7	24	0
Mau'i'a	2	20	10.0	10	0
Johnson	0	0	0	0	0
Team	285	3264	11.5	74t	10
Opponents	324	3881	12.0	70	22

INTERCEPTIONS

	No.	Yds	Avg	Long	TD
Rhodes	4	174	43.5	66	0
R-Cromartie	3	86	28.7	32t	2
Toler	2	66	33.0	66t	1
Adams	2	36	18.0	36	0
Lenon	2	12	6.0	10	0
Wilson	2	4	2.0	4	0
Washington	1	39	39.0	39	0
Johnson	1	7	7.0	7	0
Team	17	424	24.9	66t	3
Opponents	19	389	20.5	62t	4

PUNT RETURNS

	Ret	FC	Yds	Avg	Long	TD
Roberts	35	8	263	7.5	25	0
Komar	5	0	31	6.2	9	0
Ware	1	0	0	0.0	0	0
R-Cromartie	1	0	0	0.0	0	0
Team	42	8	294	7.0	25	0
Opponents	35	20	458	13.1	48	0

KICKOFF RETURNS

	No.	Yds	Avg	Long	TD
S-Howling	57	1548	27.2	102t	2
Roberts	14	326	23.3	47	0
Breaston	7	162	23.1	27	0
Spach	2	26	13.0	15	0
Wright	2	8	4.0	8	0
S.Williams	1	14	14.0	14	0
Obiozor	1	0	0.0	0	0
Team	84	2084	24.8	102t	2
Opponents	51	1234	24.2	51	0

PUNTING

	No	Yds	Avg	Net	TB	In	Lg	B
Graham	94	4080	43.4	36.6	9	29	65	0
Team	94	4080	43.4	36.6	9	29	65	0
Opponents	64	3064	47.9	41.4	6	21	67	0

FIELD GOALS

	1-19	20-29	30-39	40-49	50+
Feely	0/0	8/8	6/6	8/8	10/23
Team	0/0	8/8	6/6	8/8	10/23
Opponents	2/2	17/17	14/14	7/7	10/46

USUAL STARTING LINEUP

Offense	Defense
WR...Larry Fitzgerald	DE...Calais Campbell
LT...Levi Brown	NT...Bryan Robinson
LG...Alan Faneca	OT...Darnell Dockett
C...Lyle Sendlein	ROLB...Joey Porter
RG...Deuce Luttrell	ILB...Paris Lenon
RT...Brandon Keith	ILB...Daryl Washington
Jeremy Bridges	LOLB...Clark Haggans
TE...Stephen Spach	RCB...Greg Toler
WR...Steve Breaston	LCB...D. Rodgers-Cromartie
QB...Derek Anderson	SS...Adrian Wilson
FB...Reagan Mau'i'a	FS...Kerry Rhodes
RB...Tim Hightower	

NOTES

The Cardinals totaled 12 return TDs to lead the NFL, which also marked the second highest single season total in league history (Seattle, 13, 1998) ... their seven fumble recovery TDs established an NFL record ... fourth-year head coach **Ken Whisenhunt** became first head coach in franchise history to have a .500 or better record at home in first four seasons ... reached 36 victories as head coach, the third-highest total in franchise history behind Jim Hanifan (39) and Don Coryell (42) ... **Larry Fitzgerald** reached 613 career catches and passed Anquan Boldin (586) to become the franchise's all-time leader in receptions ... earned fifth career Pro Bowl selection (fourth in a row) and became first player in NFL history to have 90+ receptions five times in first seven seasons and just one of five players to do it in four consecutive seasons ... became youngest player to reach 600 career receptions and first player in franchise history with four consecutive 1,000 yard receiving seasons ... **Jay Feely** scored 25 points against Denver, the second highest point total in NFL history by a kicker (Rob Bironas, 26) and scored a TD on a five-yard run on a fake field goal ... **Darnell Dockett** selected to third career Pro Bowl after collecting five sacks and three fumble recoveries ... **Adrian Wilson** had a career high 118 tackles in 10th season and earned fourth Pro Bowl selection ... **LaRod Stephens-Howling** led the NFL with 1,548 kickoff return yards despite missing three games due to injury and his 27.2 yard avg. was fourth best in league ... **Russ Grimm**, the Cardinals assistant head coach, was inducted in the Pro Football Hall of Fame prior to the season ... **Max Hall** and **John Skelton** start at QB for the Cardinals, the first time in the NFL since 1994 that a team had two different rookie QBs start a game in a single season ... for the fifth season in a row, the team sold out every home game, marking 53 consecutive sellouts since the team began play at State Farm Stadium in 2006.

FINAL NFC WEST STANDINGS

Team	W	L	T	Pct.	Pts.	OP
Seattle	7	9	0	.438	310	407
St. Louis	7	9	0	.438	289	328
San Francisco	6	10	0	.375	305	346
Arizona	5	11	0	.313	289	434



2011 (8-8)

HEAD COACH KEN WHISENHUNT

Sept. 11	Carolina	W	28-21	60,627
Sept. 18	At Washington	L	21-22	76,330
Sept. 25	At Seattle	L	10-13	66,199
Oct. 2	NY Giants	L	27-31	60,496
Oct. 9	At Minnesota	L	10-34	62,479
Oct. 16	Open Date			
Oct. 23	Pittsburgh	L	20-32	62,475
Oct. 30	At Baltimore	L	27-30	71,022
Nov. 6	St. Louis	W	19-13 (OT)	60,628
Nov. 13	At Philadelphia	W	21-17	69,144
Nov. 20	At San Francisco	L	7-23	69,732
Nov. 27	At St. Louis	W	23-20	56,029
Dec. 4	Dallas	W	19-13 (OT)	62,180
Dec. 11	San Francisco	W	21-19	60,808
Dec. 18	Cleveland	W	20-17 (OT)	60,443
Dec. 24	At Cincinnati	L	16-23	41,273
Jan. 1	Seattle	W	23-20 (OT)	61,798

312-348

Home 6-2 (489,455). Away 2-6 (512,208).

TEAM STATISTICS

	Cards	Opp.
Total First Downs.....	286	333
Rushing	83	118
Passing	175	174
Penalty	28	41
3rd Down: Made/Att	66/205	71/226
3rd Down Pct.	32.2%	31.4%
4th Down: Made/Att	9/15	4/8
4th Down Pct.	60.0%	50.0%
Possession Avg.....	28:11	31:49
Total Net Yards.....	5192	5682
Avg. Per Game	324.5	355.1
Total Plays	993	1095
Avg. Per Play	5.2	5.2
Net Yards Rushing.....	1625	1986
Avg. Per Game	101.6	124.1
Total Rushes	389	475
Net Yards Passing.....	3567	3696
Avg. Per Game	222.9	231.0
Sacked/Yards Lost	54/387	42/304
Gross Yards	3954	4000
Att./Completions	550/307	578/340
Completion Pct.	55.8%	58.8%
Had Intercepted	23	10
Punts/Average.....	92/45.0	92/44.4
Net Punting Avg.....	37.3	36.2
Penalties/Yards ..	106/1004	122/950
Fumbles/Ball Lost	24/9	15/9
Touchdowns	37	34
Rushing	12	15
Passing	21	17
Returns	4	2

SCORE BY PERIODS

	Q1	Q2	Q3	Q4	OT	Pts
Team	36	68	79	111	18	312
Opponents	81	107	85	75	0	348

SCORING

	TD	Ru	Pa	Rt	PAT	FG	2Pt	Pts
Feely	0	0	0	0	33/33	19/24	0	90
Wells	10	10	0	0	0/0	0/0	0	60
Fitzgerald	8	0	8	0	0/0	0/0	0	48
Doucet	5	0	5	0	0/0	0/0	0	30
Peterson	4	0	4	0	0/0	0/0	0	24
King	3	0	3	0	0/0	0/0	0	18
S-Howling	2	0	2	0	0/0	0/0	0	12
Roberts	2	0	2	0	0/0	0/0	0	12
Smith	1	1	0	0	0/0	0/0	0	6
Heap	1	0	1	0	0/0	0/0	0	6
Taylor	1	1	0	0	0/0	0/0	0	6

Team	37	12	21	4	33/33	19/24	0	312
Opponents	34	15	17	2	33/33	35/48	0	348

2-PT. Conversions: Team 0/2, Opponents 0/1

PASSING

	Att	Cmp	Yds	Cmp%	Yds/Att	TD	TD%
K. Kolb	253	146	1955	57.7%	7.7	9	3.6%
J. Skelton	275	151	1913	54.9%	7.0	11	4.0%
R. Bartel	22	10	86	45.5%	3.9	1	4.5%
Team	550	307	3954	55.8%	7.2	21	3.8%
Opponents	578	340	4000	58.8%	6.9	17	2.9%

SACKS

Campbell 8.0, Acho 7.0, Washington 5.0, Schofield 4.5, Dockett 3.5, Haggans 3.0, Lenon 3.0, Rhodes 2.0, Marshall 2.0, Carter 1.0, Porter 1.0, Eason 1.0, Peterson 1.0. **Team 42.0, Opponents 54.0**

RUSHING

	No.	Yds	Avg	Long	TD
Wells	245	1047	4.3	71	10
S-Howling	43	167	3.9	39	0
Skelton	28	128	4.6	14	0
Smith	30	102	3.4	12	1
Taylor	20	77	3.9	34	1
Kolb	17	65	3.8	17	0
Roberts	3	27	9.0	12	0
Bartel	1	9	9.0	9	0
Sherman	1	3	3.0	3	0
Peterson	1	0	0.0	0	0

Team	389	1625	4.2	71	12
Opponents	475	1986	4.2	48t	15

RECEIVING

	No.	Yds	Avg	Long	TD
Fitzgerald	80	1411	17.6	73t	8
Doucet	54	689	12.8	70t	5
Roberts	51	586	11.5	45	2
King	27	271	10.0	48t	3
Heap	24	283	11.8	28	1
Taylor	14	91	6.5	17	0
S-Howling	13	234	18.0	73t	2
Housler	12	133	11.1	21	0
Wells	10	52	5.2	10	0
Sherman	8	72	9.0	19	0
Stuckey	4	39	9.8	12	0
Sampson	3	36	12.0	15	0
Smith	3	21	7.0	13	0
Dray	2	25	12.5	20	0
Mau'i	1	12	12.0	12	0
Peterson	1	-1	-1.0	-1	0

Team	307	3954	12.9	73t	21
Opponents	340	4000	11.8	95t	17

INTERCEPTIONS

	No.	Yds	Avg	Long	TD
Marshall	3	83	27.7	49	0
Washington	2	16	8.0	16	0
Peterson	2	1	0.5	1	0
Wilson	1	17	17.0	17	0
Campbell	1	0	0.0	0	0
Jefferson	1	0	0.0	0	0

Team	10	117	11.7	49	0
Opponents	23	296	12.9	52	1

PUNT RETURNS

	Ret	FC	Yds	Avg	Long	TD
Peterson	44	22	699	15.9	99t	4
Roberts	2	0	-3	-1.5	-1	0
Team	46	22	696	15.1	99t	4
Opponents	50	20	610	12.2	88t	1

KICKOFF RETURNS

	No.	Yds	Avg	Long	TD
S-Howling	36	857	23.8	37	0
Jefferson	14	356	25.4	51	0
Roberts	2	33	16.5	21	0

Team	52	1246	24.0	51	0
Opponents	52	1300	25.0	69	0

PUNTING

	No	Yds	Avg	Net	TB	In	Lg	B
Zastudil	87	3929	45.2	37.5	5	24	66	0
Graham	5	212	42.4	33.4	0	2	55	0
Team	92	4141	45.0	37.3	5	26	66	0
Opponents	92	4087	44.4	36.2	3	39	66	0

FIELD GOALS

	1-19	20-29	30-39	40-49	50+
Feely	0/0	9/9	4/6	5/7	1/2
Team	0/0	9/9	4/6	5/7	1/2
Opponents	0/0	12/13	9/12	11/17	3/6

USUAL STARTING LINEUP

Offense	Defense
WR ... Larry Fitzgerald	DE ... Calais Campbell
LT ... Levi Brown	NT ... Dan Williams
LG ... Daryn Colledge	DT ... Darnell Dockett
C ... Lyle Sendlein	ROLB ... Sam Acho
RG ... Rex Hadnot	ILB ... Paris Lenon
RT ... Brandon Keith	ILB ... Daryl Washington
TE ... Jeff King	LOLB ... Clark Haggans
QB ... Andre Roberts	RCB ... Patrick Peterson
WR ... Kevin Kolb/John Skelton	LCB ... Richard Marshall/A.J. Jefferson
FB ... Anthony Sherman	SS ... Adrian Wilson
RB ... Beanie Wells	FS ... Rashad Johnson

NOTES

After a 1-6 start, the Cardinals finished the season winning seven of their final nine games to finish at 8-8 ... they set an NFL record with four overtime victories and had six fourth-quarter comeback victories, one shy of the NFL single-season record (Indianapolis, 7, 2009) ... they led the NFL with five blocked FGs in 2011, the third straight season the Cardinals have led the league in that category ... fifth-year head coach **Ken Whisenhunt** reached 44 career wins, becoming the franchise's all-time leader in week 15 with a 20-17 OT victory over Cleveland ... rookie **Patrick Peterson** tied an NFL single-season record with four punt return TDs and established an NFL rookie record with 699 punt return yards ... he became the first player in NFL history with four punt return TDs of 80+ yards in a season, was selected to the Pro Bowl as a kick returner and was the lone rookie to be named to the Associated Press All-Pro first team ... **Larry Fitzgerald** became the franchise's all-time leader with 9,615 receiving yards, 73 receiving TDs and 32 100-yard receiving games ... he earned his sixth career Pro Bowl selection (fifth in a row) and became just the fourth player in NFL history to record at least 1,400 yards receiving four times in their career ... **Beanie Wells** became the first player in franchise history to rush for more than 1,000 yards and 10 TDs in a single season ... established a franchise single-game record with 228 rushing yards in week 12 at St. Louis ... **Adrian Wilson** earned his fifth career Pro Bowl selection (fourth in a row) after starting all 16 games and recording a career-high 16 passes defended ... **Calais Campbell** had a team-high eight sacks and tied for the NFL lead with three blocked FGs ... **Daryl Washington** led the team with a career-high 111 tackles and was one of five players in the NFL with at least five sacks and two INTs in 2011 ... **John Skelton** had a 5-2 record as a starter (6-2 when appearing in a game) while filling in for injured starter **Kevin Kolb** ... for the sixth consecutive season, the team sold out every home game, bringing the streak to 63 consecutive sellouts dating back to 2006.

FINAL NFC WEST STANDINGS

Team	W	L	T	Pct.	Pts.	OP
San Francisco	13	3	0	.813	380	229
Arizona	8	8	0	.500	312	348
Seattle	7	9	0	.438	321	315
St. Louis	2	14	0	.125	193	407



2012 (5-11)

HEAD COACH KEN WHISENHUNT

Sept. 9	Seattle	W	20-16	60,032
Sept. 16	At New England	W	20-18	68,756
Sept. 23	Philadelphia	W	27-6	60,436
Sept. 30	Miami	W	24-21 (OT)	60,183
Oct. 4	At St. Louis	L	3-17	54,653
Oct. 14	Buffalo	L	16-19 (OT)	60,385
Oct. 21	At Minnesota	L	14-21	61,068
Oct. 29	San Francisco	L	3-24	62,810
Nov. 4	At Green Bay	L	17-31	70,504
Nov. 11	Open Date			
Nov. 18	At Atlanta	L	19-23	69,630
Nov. 25	St. Louis	L	17-31	60,062
Dec. 2	At NY Jets	L	6-7	79,088
Dec. 9	At Seattle	L	0-58	67,685
Dec. 16	Detroit	W	38-10	60,483
Dec. 23	Chicago	L	13-28	62,734
Dec. 30	At San Francisco	L	13-27	69,732

250-357

Home 4-4 (487,125). Away 1-7 (541,116).

TEAM STATISTICS

	Cards	Opp.
Total First Downs.....	246	288
Rushing	58	107
Passing	168	160
Penalty	20	21
3rd Down: Made/Att	58/230	73/222
3rd Down Pct.	25.2%	32.9%
4th Down: Made/Att	10/24	4/9
4th Down Pct.	41.7%	44.4%
Possession Avg.....	29:01	30:59
Total Net Yards.....	4209	5405
Avg. Per Game	263.1	337.8
Total Plays	1018	1041
Avg. Per Play	4.1	5.2
Net Yards Rushing.....	1204	2192
Avg. Per Game	75.3	137.0
Total Rushes	352	506
Net Yards Passing.....	3005	3213
Avg. Per Game	187.8	200.8
Sacked/Yards Lost	58/378	38/228
Gross Yards	3383	3441
Att./Completions	608/337	497/270
Completion Pct.	55.4%	54.3%
Had Intercepted	21	22
Points/Average.....	112/46.5	93/44.8
Net Punting Avg.....	41.4	38.8
Penalties/Yards.....	102/857	100/810
Fumbles/Ball Lost.....	25/13	17/11
Touchdowns.....	25	40
Rushing	10	12
Passing	11	20
Returns	4	8

SCORE BY PERIODS

	Q1	Q2	Q3	Q4	OT	Pts
Team	51	85	36	75	3	250
Opponents	60	136	97	61	3	357

SCORING

	TD	R	Pa	Rt	PAT	F62Pt	Pts
Feely	0	0	0	0	25/25	25/28	0 100
Wells	5	5	0	0	0/0	0/0	0 30
Roberts	5	5	0	0	0/0	0/0	0 30
Fitzgerald	4	0	4	0	0/0	0/0	0 24
Howling	4	4	0	0	0/0	0/0	0 24
Floyd	2	0	2	0	0/0	0/0	0 12
Sanders	1	0	0	1	0/0	0/0	0 6
Kolb	1	1	0	0	0/0	0/0	0 6
Toler	1	0	0	1	0/0	0/0	0 6
Bethel	1	0	0	1	0/0	0/0	0 6
Johnson	1	0	0	1	0/0	0/0	0 6
Team	25	10	11	4	25/25	25/28	0 250
Opponents	40	12	20	8	38/38	25/35	1 357

2-Pt. Conversions: Team 0/0, Opponents 1/2

PASSING

	Att	Cmp	Yds	Cmp%	Yds/Att	TD	TD%	Int	Int%	Long	Sack/Lost	Rating
J. Kolb	183	109	1169	59.6%	6.4	8	4.4%	3	1.6%	46t	27/159	86.1
K. Skelton	201	109	1132	54.2%	5.6	2	1.0%	9	4.5%	40	15/98	55.4
R. Lindley	171	89	752	52.0%	4.4	0	0.0%	7	4.1%	28	12/91	46.7
B. Hoyer	53	30	330	56.6%	6.2	1	1.9%	2	3.8%	53	4/30	65.8
Team	608	337	3383	55.4%	5.6	11	1.8%	21	3.5%	53	58/378	63.1
Opponents	497	270	3441	54.3%	6.9	20	4.0%	22	4.4%	80t	38/228	71.2

SACKS

D. Washington	9.0,	C. Campbell	6.5,
O. Schofield	4.0,	Q. Groves	4.0,
S. Acho	4.0,	A. Wilson	3.0,
P. Lenon	2.0,	D. Dockett	1.5,
W. Gay	1.0,	N. Eason	1.0,
K. Rhodes	1.0,	R. Talley	1.0.
Team	38.0,	Opponents	58.0

RUSHING

	No.	Yds	Avg	Long	TD
Howling	110	356	3.2	52	4
Wells	88	234	2.7	31t	5
Powell	60	217	3.6	17	0
Williams	58	164	2.8	25	0
Kolb	16	100	6.3	22	1
Johnson	2	64	32.0	40	0
Roberts	4	29	7.3	15	0
Peterson	2	13	6.5	17	0
Doucet	2	9	4.5	6	0
Lindley	4	7	1.8	8	0
Hoyer	1	6	6.0	6	0
Skelton	4	5	1.3	2	0
Feely	1	0	0.0	0	0
Team	352	1204	3.4	52	10
Opponents	506	2192	4.3	46	12

RECEIVING

	No.	Yds	Avg	Long	TD
Fitzgerald	71	798	11.2	37t	4
Roberts	64	759	11.9	46t	5
Floyd	45	562	12.5	53	2
Housler	45	417	9.3	33	0
Doucet	28	207	7.4	18	0
Powell	19	132	6.9	25	0
King	17	129	7.6	27	0
Howling	17	106	6.2	24	0
Heap	8	94	11.8	28	0
Williams	7	44	6.3	12	0
Sherman	5	39	7.8	19	0
Peterson	3	11	3.7	7	0
Smith	2	21	10.5	13	0
Dray	2	15	7.5	12	0
Wells	1	24	24.0	24	0
Kelemete	1	10	10.0	10	0
Byrd	1	8	8.0	8	0
Mau'i	1	7	7.0	7	0
Team	337	3383	10.0	53	11
Opponents	270	3441	12.7	80t	20

INTERCEPTIONS

	No.	Yds	Avg	Long	TD
Peterson	7	64	9.1	31	0
Rhodes	4	39	9.8	30	0
Toler	2	102	51.0	102t	1
Johnson	2	87	43.5	53t	1
Gay	2	7	3.5	6	0
Acho	2	2	1.0	2	0
Washington	1	7	7.0	7	0
Lenon	1	0	0.0	0	0
Wilson	1	-2	-2.0	-2	0
Team	22	306	13.9	102t	2
Opponents	21	379	18.0	45	5

PUNT RETURNS

	Ret	FC	Yds	Avg	Long	TD
Peterson	51	14	426	8.4	26	0
Roberts	3	0	15	5.0	10	0
Team	54	14	441	8.2	26	0
Opponents	48	36	415	8.6	52	0

KICKOFF RETURNS

	No.	Yds	Avg	Long	TD
Powell	21	507	24.1	65	0
Howling	18	405	22.5	38	0
Doucet	1	18	18.0	18	0
Team	40	930	23.3	65	0
Opponents	32	846	26.4	83	0

PUNTING

	No	Yds	Avg	Net	TB	Int	Lg	B
Zastudil	112	5209	46.5	41.4	8	46	70	0
Team	112	5209	46.5	41.4	8	46	70	0
Opponents	92	4166	44.8	39.2	4	30	68	1

FIELD GOALS

	1-19	20-29	30-39	40-49	50+
J. Feely	0/0	6/6	9/10	8/10	2/2
Team	0/0	6/6	9/10	8/10	2/2
Opponents	1/1	6/7	7/8	7/12	4/7

USUAL STARTING LINEUP

Offense	Defense
WR... Larry Fitzgerald	DE... Calais Campbell
LT... Nate Potter	NT... Dan Williams
LG... Daryn Colledge	OT... Darnell Dockett
C... Lyle Sendlein	ROLB... Sam Acho
RG... Adam Snyder	ILB... Paris Lenon
RT... Bobby Massie	ILB... Daryl Washington
TE... Jeff King	LOLB... O'Brien Schofield
WR... Andre Roberts	RCB... Patrick Peterson
QB... Kevin Kolb	LCB... William Gay
FB... Anthony Sherman	SS... Adrian Wilson
RB... Beanie Wells	FS... Kerry Rhodes

NOTES

After starting the season 4-0 for the first time since 1974, the Cardinals endured a nine-game winless streak and finished the season 5-11 ... the offense was derailed by mounting injuries, with 17 different players on that side of the ball combining to miss 103 total games (9 on injured reserve) ... In Week 4 vs. Miami, the Cardinals earned their 500th all-time regular season win, becoming the ninth team in NFL history to reach 500 victories ... the Cardinals posted the NFL's 5th ranked pass defense and finished second in the NFL with 22 INTs ... **Larry Fitzgerald** became the youngest player in NFL history to reach 700 career receptions (29 years, 23 days) ... earned his seventh trip to the Pro Bowl, the most by any offensive player in franchise history ... **Adrian Wilson** became just the sixth player in NFL history to record at least 25 sacks and 25 INTs in their career ... **Patrick Peterson** finished fourth in the NFL with seven INTs and was named to the 2013 NFC Pro Bowl squad at CB, his second career Pro Bowl berth ... **Daryl Washington** became the first Cardinals LB named to the Pro Bowl since Seth Joyner in 1994 after leading the team with 140 tackles ... his nine sacks were the most for an NFL ILB since Bart Scott posted 9.5 sacks in 2006 for the Ravens... **Dave Zastudil** established an NFL single-season record with 46 punts inside the 20-yard line in 2012 ... **Calais Campbell** posted his third straight season with at least 60 tackles and six sacks despite missing three games with a calf injury ... **Jay Feely** totaled 100 points for the season, his eighth career 1,000-point campaign and fourth in the last five years ... for the seventh consecutive season, the team sold out every home game, bringing the streak to 73 consecutive sellouts dating back to 2006.

FINAL NFC WEST STANDINGS

Team	W	L	T	Pct.	Pts.	OP
San Francisco	11	4	1	.719	397	273
Seattle	11	5	0	.688	412	245
St. Louis	7	8	1	.469	299	348
Arizona	5	11	0	.313	250	357



2013 (10-6)

HEAD COACH BRUCE ARIANS

Sept. 8	At St. Louis	L	24-27	55,279
Sept. 15	Detroit	W	25-21	60,034
Sept. 22	At New Orleans	L	7-31	73,057
Sept. 29	At Tampa Bay	W	13-10	44,956
Oct. 6	Carolina	W	22-6	60,426
Oct. 13	At San Francisco	L	20-32	69,732
Oct. 17	Seattle	L	22-34	61,200
Oct. 27	Atlanta	W	27-13	60,671
Nov. 3	Open Date			
Nov. 10	Houston	W	27-24	60,845
Nov. 17	At Jacksonville	W	27-14	59,862
Nov. 24	Indianapolis	W	40-11	60,882
Dec. 1	At Philadelphia	L	21-24	69,144
Dec. 8	St. Louis	W	30-10	60,643
Dec. 15	At Tennessee	W	37-34 (OT)	69,143
Dec. 22	At Seattle	W	17-10	68,266
Dec. 29	San Francisco	L	20-23	63,570

379-324

Home 6-2 (488,271). Away 4-4 (509,439).

TEAM STATISTICS

	Cards	Opp.
Total First Downs.....	329	309
Rushing	84	68
Passing	205	208
Penalty	40	33
3rd Down: Made/Att	93/74	78/221
3rd Down Pct.	35.2%	35.3%
4th Down: Made/Att	5/9	6/16
4th Down Pct.	55.6%	37.5%
Possession Avg.....	30:51	29:09
Total Net Yards.....	5542	5079
Avg. Per Game	346.4	317.4
Total Plays	1037	1042
Avg. Per Play	5.3	4.9
Net Yards Rushing.....	1540	1351
Avg. Per Game	96.3	84.4
Total Rushes	422	370
Net Yards Passing.....	4002	3728
Avg. Per Game	250.1	233.0
Sacked/Yards Lost	41/289	47/337
Gross Yards	4291	4065
Att./Completions	574/363	625/367
Completion Pct.	63.2%	58.7%
Had Intercepted	22	20
Punts/Average.....	78/45.7	88/46.4
Net Punting Avg.....	40.1	42.3
Penalties/Yards.....	97/744	111/960
Fumbles/Ball Lost.....	29/9	20/10
Touchdowns.....	41	35
Rushing	12	5
Passing	24	29
Returns	5	1

SCORE BY PERIODS

	Q1	Q2	Q3	Q4	OT	Pts
Team	49	122	93	112	3	379
Opponents	94	89	41	100	0	324

SCORING

	TD	Ru	Pa	Rt	PAT	FG	2Pt	Pts
Feely	0	0	0	0	37/37	30/36	0	127
Fitzgerald	10	0	10	0	0/0	0/0	0	60
Mendenhall	8	0	0	0	0/0	0/0	1	50
Floyd	5	0	5	0	0/0	0/0	0	34
Ellington	4	3	1	0	0/0	0/0	0	20
Roberts	2	0	2	0	0/0	0/0	0	12
Dray	2	0	2	0	0/0	0/0	0	12
Dansby	2	0	0	2	0/0	0/0	0	12
Ballard	2	0	2	0	0/0	0/0	0	12
Smith	1	1	0	0	0/0	0/0	0	6
Shaughnessy	1	0	0	1	0/0	0/0	0	6
Cason	1	0	0	1	0/0	0/0	0	6
Williams	1	0	0	1	0/0	0/0	0	6
Housler	1	0	1	0	0/0	0/0	0	6
Brown	1	0	1	0	0/0	0/0	0	6
Campbell	0	0	0	0	0/0	0/0	2	2
Abraham	0	0	0	0	0/0	0/0	2	2
Team	41	12	24	5	37/37	30/36	1	379
Opponents	35	5	29	1	33/33	25/32	2	324

2-Pt. Conversions: Team 1/4, Opponents 2/2

PASSING

	Att	Cmp	Yds	Cmp%	Yds/Att	TD	TD%	Int	Int%	Long	Sack/Loss	Rating
C. Palmer	572	362	4274	63.3%	7.5	24	4.2%	22	3.8%	91t	41/289	83.9
P. Peterson	1	1	17	100.0%	17.0	0	0.0%	0	0.0%	17	0/0	118.8
L. Fitzgerald	1	0	0	0.0%	0.0	0	0.0%	0	0.0%	0	0/0	39.6
Team	574	363	4291	63.2%	7.5	24	4.2%	22	3.8%	91t	47/289	83.9
Opponents	625	367	4065	58.7%	6.5	29	4.6%	20	3.2%	72t	41/337	80.2

SACKS

Abraham 11.5, Campbell 9.0, Dansby 6.5, Dockett 4.5, Shaughnessy 3.0, Washington 3.0, Benard 2.5, Williams 1.0, Bell 1.0, Rucker 1.0, Mathieu 1.0, Moch 1.0, Acha 1.0, Arenas 1.0. **Team 47.0, Opponent 41.0**

RUSHING

	No.	Yds	Avg	Long	TD
Mendenhall	217	687	3.2	28	8
Ellington	118	652	5.5	80t	3
S. Taylor	36	115	3.2	15	0
Smith	18	54	3.0	21	1
Peterson	4	21	5.3	12	0
Fitzgerald	2	8	4.0	4	0
Palmer	27	3	0.1	10	0
Team	422	1540	3.6	80t	12
Opponents	370	1351	3.7	56	5

RECEIVING

	No.	Yds	Avg	Long	TD
Fitzgerald	82	954	11.6	75t	10
Floyd	65	1041	16.0	91t	5
Roberts	43	471	11.0	34t	2
Housler	39	454	11.6	31	1
Ellington	39	371	9.5	38	1
Dray	26	215	8.3	18	2
Mendenhall	18	134	7.4	24	0
Brown	11	140	12.7	32	1
Smith	10	68	6.8	10	0
S. Taylor	8	71	8.9	29	0
Ballard	7	75	10.7	29	2
Peterson	6	54	9.0	19	0
Golden	4	136	34.0	63	0
K. Taylor	3	40	13.3	17	0
Williams	1	51	51.0	51	0
Sperry	1	16	16.0	16	0
Team	363	4291	11.8	91t	24
Opponents	367	4065	11.1	72t	29

INTERCEPTIONS

	No.	Yds	Avg	Long	TD
Dansby	4	48	12.0	23t	0
Peterson	3	59	19.7	43	0
Johnson	3	35	11.7	18	1
Washington	2	49	24.5	41	1
Cason	2	36	18.0	20t	0
Mathieu	2	7	3.5	7	0
Bell	2	6	3.0	6	0
Powers	1	9	9.0	9	0
Williams	1	2	2.0	2t	0
Team	20	251	12.6	43	4
Opponents	22	399	18.1	66t	1

PUNT RETURNS

	Ret	FC	Yds	Avg	Long	TD
Peterson	33	22	198	6.0	22	0
Arenas	1	0	0	0.0	0	0
Mathieu	0	1	0	0.0	0	0
Team	34	23	198	5.8	22	0
Opponents	36	20	321	8.9	29	0

KICKOFF RETURNS

	No.	Yds	Avg	Long	TD
Arenas	23	493	21.4	46	0
Mathieu	2	8	4.0	13	0
Ellington	1	21	21.0	21	0
Peterson	1	18	18.0	18	0
Team	27	540	20.0	46	0
Opponents	54	1298	24.0	59	0

PUNTING

	No	Yds	Avg	Net	TB	In	Lg	B
Zastudil	78	3566	45.7	40.1	6	35	60	0
Team	78	3566	45.7	40.1	6	35	60	0
Opponents	88	4084	46.4	42.3	8	33	69	0

FIELD GOALS

	1-19	20-29	30-39	40-49	50+
J. Feely	0/0	9/11	7/8	11/12	3/3/5
Team	0/0	9/11	7/8	11/12	3/3/5
Opponents	0/0	8/10	6/6	7/10	4/4/6

USUAL STARTING LINEUP

Offense	Defense
WR...Larry Fitzgerald	DE...Calais Campbell
LT...Bradley Sowell	NT...Dan Williams
LG...Daryn Colledge	DT...Darnell Dockett
C...Lyle Sendlein	WLB...John Abraham
RG...Paul Fanaika	ILB...Karllos Dansby
RT...Eric Winston	ILB...Daryl Washington
WR...Michael Floyd	SLB...Matt Shaughnessy
TE...Jim Dray	RCB...Patrick Peterson
TE...Rob Housler	LCB...Jerrard Powers
QB...Carson Palmer	SS...Jeremiah Bell
RB...Rashard Mendenhall	FS...Tyrann Mathieu

NOTES

The Cardinals won 7 of their final 9 games to finish 10-6, the seventh 10-win season in franchise history and first since 2009 ... head coach **Bruce Arians** joined Norm Barry (11, 1925) as the only coaches in team history to win 10+ games in his first season with the team ... **Carson Palmer** became the first QB in NFL history to throw for 4,000+ yards with three different teams as he passed for a career-high 4,274 yards ... **Larry Fitzgerald** became the youngest player in NFL history to reach 11,000 career receiving yards (30 years, 85 days) and was selected to his eighth career Pro Bowl (seventh consecutive), tying Hall of Fame safety Larry Wilson for the most selections in team history ... **Michael Floyd** led the team with 1,041 receiving yards, becoming the 12th player in franchise history to record 1,000 receiving yards in a season ... **Andre Ellington** totaled 1,023 yards from scrimmage (652 rushing, 371 receiving) and led all NFL players (min. 100 attempts) with a 5.3 yards per carry average ... **Karllos Dansby** earned second-team All-Pro honors after leading the team with a career-high 135 tackles and four INTs ... **John Abraham** led the Cardinals with 11.5 sacks (franchise record for an LB) to move into ninth place in NFL history with 133.5 career sacks and was selected to his fifth career Pro Bowl ... **Patrick Peterson** was voted to his third straight Pro Bowl and named first-team All-Pro at CB ... **Calais Campbell** had a career-high 9.0 sacks and became the first Cardinal ever with 50+ tackles and 6.0+ sacks in five different seasons ... **Tyrann Mathieu** was NFL Defensive Rookie of the Month for October after totaling 21 tackles, two tackles for loss, a sack and an INT ... **Justin Bethel** earned first career Pro Bowl selection as special teamer after posting team-high 21 special teams tackles, two blocked FGs and a fumble recovery ... for the eighth consecutive season, the team sold out every home game, bringing the streak to 83 consecutive sellouts dating back to 2006 ... surpassed 5 million mark in total attendance at State Farm Stadium.

FINAL NFC WEST STANDINGS

Team	W	L	T	Pct.	Pts.	OP
Seattle	13	3	0	.813	417	231
San Francisco	12	4	0	.750	406	272
Arizona	10	6	0	.625	379	324
St. Louis	7	9	0	.438	348	364



2014 (11-5)

HEAD COACH BRUCE ARIANS

Sept. 8	San Diego	W	18-17	61,292
Sept. 14	At NY Giants	W	25-14	78,344
Sept. 21	San Francisco	W	23-14	61,572
Sept. 28	Open Date			
Oct. 5	At Denver	L	20-41	76,895
Oct. 12	Washington	W	30-20	61,139
Oct. 19	At Oakland	W	24-13	52,101
Oct. 26	Philadelphia	W	24-20	61,789
Nov. 2	At Dallas	W	28-17	65,688
Nov. 9	St. Louis	W	31-14	61,363
Nov. 16	Detroit	W	14-6	62,487
Nov. 23	At Seattle	L	3-19	68,327
Nov. 30	At Atlanta	L	18-29	69,557
Dec. 7	Kansas City	W	17-14	62,387
Dec. 11	At St. Louis	W	12-6	55,880
Dec. 21	Seattle	L	6-35	63,806
Dec. 28	At San Francisco	L	17-20	70,699

Home 7-1 (495,835). Away 4-4 (557,491).

NFC Wild Card Game

Jan. 3 At Carolina L 16-27 61,926

TEAM STATISTICS

	Cards	Opp.
Total First Downs.....	302	300
Rushing.....	67	77
Passing.....	191	195
Penalty.....	44	28
3rd Down: Made/Att.....	90/224	81/215
3rd Down Pct.....	40.2%	37.7%
4th Down: Made/Att.....	3/4	5/13
4th Down Pct.....	75.0%	38.5%
Possession Avg.....	29:48	30:12
Total Net Yards.....	5116	5891
Avg. Per Game.....	319.8	368.2
Total Plays.....	993	1010
Avg. Per Play.....	5.2	5.8
Net Yards Rushing.....	1308	1739
Avg. Per Game.....	81.8	108.7
Total Rushes.....	397	396
Net Yards Passing.....	3808	4152
Avg. Per Game.....	238.0	259.5
Sacked/Yards Lost.....	28/182	35/244
Gross Yards.....	3990	4396
Att./Completions.....	568/320	579/365
Completion Pct.....	56.3%	63.0%
Had Intercepted.....	12	18
Punts/Average.....	92/41.5	78/45.4
Net Punting Avg.....	37.1	39.8
Penalties/Yards.....	91/707	130/1192
Fumbles/Ball Lost.....	16/5	13/7
Touchdowns.....	32	32
Rushing.....	6	9
Passing.....	21	22
Returns.....	5	1

SCORE BY PERIODS

	Q1	Q2	Q3	Q4	OT	Pts
Team	57	96	55	102	0	310
Opponents	78	100	57	64	0	299

SCORING

	TD	R	Pa	Rt	PAT	F62Pt	Pts
Catanzaro	0	0	0	0	27/27	29/33	0 114
Floyd	6	0	6	0	0/0	0/0	0 36
Ellington	5	2	3	0	0/0	0/0	0 30
Jo. Brown	5	0	5	0	0/0	0/0	0 30
Taylor	4	1	3	0	0/0	0/0	1 26
Ja. Brown	2	0	2	0	0/0	0/0	0 12
Fitzgerald	2	0	2	0	0/0	0/0	0 12
Johnson	2	0	2	0	0/0	0/0	0 12
Carlson	1	0	1	0	0/0	0/0	1 8
Grice	1	1	0	0	0/0	0/0	0 6
Dwyer	1	1	0	0	0/0	0/0	0 6
Peterson	1	0	0	1	0/0	0/0	0 6
Cromartie	1	0	0	1	0/0	0/0	0 6
Ginn	1	0	0	0	0/0	0/0	0 6
Team	32	6	21	5	27/27	29/33	2 310
Opponents	32	9	22	1	32/32	25/32	0 299

2-Pt. Conversions: Team 2/ 5, Opponents 0/ 0

PASSING

	Att	Cmp	Yds	Cmp%	Yds/Att	TD	TD%
D.Stanton	240	132	1711	55.0%	7.1	7	2.9%
C.Palmer	224	141	1626	62.9%	7.3	11	4.9%
R.Lindley	93	45	562	48.4%	6.0	2	2.2%
L.Thomas	9	1	81	11.1%	9.0	1	11.1%
T.Ginn	1	1	10	100.0%	10.0	0	0.0%
M.Grice	1	0	0	0.0%	0.0	0	0.0%
Team	568	320	3990	56.3%	7.0	21	3.7%
Opponents	579	365	4396	63.0%	7.6	22	3.8%

SACKS

Okafor 8.0, Campbell 7.0, Rucker 5.0, Bucannon 2.0, Foote 2.0, Acho 1.0, Benard 1.0, Jefferson 1.0, Johnson 1.0, D.Williams 1.0, Martin 1.0, Powers 1.0, Kelly 1.0, Alexander 1.0, Minter 1.0, P.Peterson 1.0.

Team 35.0, Opponent 28.0

RUSHING

	No.	Yds	Avg	Long	TD
Ellington	201	660	3.3	22	3
K. Williams	53	246	4.6	19	0
Taylor	63	208	3.3	21	1
Stanton	25	63	2.5	13	0
Dwyer	16	51	3.2	20	1
Grice	15	41	2.7	8	1
Palmer	8	25	3.1	12	0
Hughes	7	11	1.6	5	0
Ginn	3	6	2.0	4	0
Floyd	1	2	2.0	2	0
Housler	1	1	1.0	1	0
Team	397	1308	3.3	22	6
Opponents	396	1739	4.4	79t	9

RECEIVING

	No.	Yds	Avg	Long	TD
Fitzgerald	63	784	12.4	80t	2
Jo. Brown	48	696	14.5	75t	5
Floyd	47	841	17.9	63	6
Ellington	46	395	8.6	81t	2
Carlson	33	350	10.6	32	1
Ja. Brown	22	229	10.4	26t	2
Ginn	14	190	13.6	27	0
Taylor	11	79	7.2	18	3
Housler	9	129	14.3	27	0
Hughes	8	140	17.5	49	0
Grice	7	29	4.1	15	0
Fells	5	71	14.2	24	0
Niklas	3	38	12.7	17	0
K.Williams	2	11	5.5	6	0
Dwyer	2	8	4.0	5	0
Team	320	3990	12.5	81t	21
Opponents	365	4396	12.0	86t	22

INTERCEPTIONS

	No.	Yds	Avg	Long	TD
Johnson	4	146	36.5	88t	2
Cromartie	3	65	21.7	40	0
Peterson	3	30	10.0	30t	1
Powers	3	19	6.3	12	0
Okafor	1	26	26.0	26	0
Campbell	1	23	23.0	23	0
Mathieu	1	9	9.0	9	0
Acho	1	3	3.0	3	0
Foote	1	0	0.0	0	0
Team	18	321	17.8	88t	3
Opponents	12	272	22.7	58t	1

PUNT RETURNS

	Ret	FC	Yds	Avg	Long	TD
Ginn	26	24	277	10.7	71t	1
Team	26	24	277	10.7	71t	1
Opponents	32	37	284	8.9	68	0

KICKOFF RETURNS

	No.	Yds	Avg	Long	TD
Ginn	22	417	19.0	43	0
Team	22	417	19.0	43	0
Opponents	37	967	26.1	39	0

PUNTING

	No	Yds	Avg	Net	TB	In	Lg	B
Butler	79	3328	42.1	36.8	5	34	67	2
Zastudil	11	487	44.3	39.0	1	1	53	0
Team	92	3815	41.5	37.1	6	35	67	2
Opponents	78	3544	45.4	39.8	8	29	62	0

FIELD GOALS

	1-19	20-29	30-39	40-49	50+
Catanzaro	0/0	5/5	12/14	10/11	2/3
Team	0/0	5/5	12/14	10/11	2/3
Opponents	1/1	10/10	3/4	5/8	6/9

USUAL STARTING LINEUP

Offense	Defense
WR... Larry Fitzgerald	DE... Calais Campbell
LT... Jared Veldheer	NT... Dan Williams
LG... Ted Larsen	DT... Tommy Kelly
C... Lyle Sendlein	WLB... Matt Shaughnessy
RG... Paul Fanaika	ILB... Larry Foote
RT... Bobby Massie	OLB... Kevin Minter
WR... Michael Floyd	SLB... Alex Okafor
TE... John Carlson	RCB... Antonio Cromartie
TE... Rob Housler	LB... Patrick Peterson
QB... Carson Palmer	SS... Tony Jefferson
RB... Andre Ellington	FS... Rashad Johnson

NOTES

The Cardinals posted an 11-5 record, tying the franchise record for wins in a season (1975, '49 and '25) ... earned ninth playoff berth in team history and third in seven seasons ... finished 7-1 at home, the most home wins in a single season since 1925 (11) ... nine come-from-behind wins were the most in a single season in franchise history ... had 21 different players miss a combined 109 games due to injury ... head coach **Bruce Arians** was named AP Coach of the Year for the second time in three years (Colts, 2012) and his 21 wins are the most in franchise history for a coach in his first 32 games with the team ...

GM **Steve Keim** was named the Sporting News Executive of the Year after putting together a roster that tied the franchise record for wins in a season (11) ... **Larry Fitzgerald** became the youngest player in NFL history to reach 900 career receptions (31 years, 102 days) ... **Carson Palmer** won all six of his starts before suffering a season-ending knee injury ... **Drew Stanton** posted a 5-3 record as a starter in place of the injured Palmer, including 3-0 at home ... **Michael Floyd** had a career-high six TD catches and ranked second in the NFL at 17.9 yards per catch ... **Andre Ellington** totaled 1,055 yards in 2014 (660 rushing, 395 receiving) despite missing the last four games with an injury ... **Calais Campbell** earned his first career Pro Bowl selection and was second-team All-Pro after totaling 59 tackles and 7.0 sacks ... **Patrick Peterson** was voted to his fourth straight Pro Bowl and fellow CB **Antonio Cromartie** also earned Pro Bowl honors ... **Rashad Johnson** led the team with four INTs and had a career-high 92 tackles ... **Justin Bethel** was selected to his second straight Pro Bowl as a special teamer ... rookie **Chandler Catanzaro** tied the NFL record for most consecutive FGs made to begin a career (17) ... for the ninth consecutive season, the team sold out every home game, bringing the streak to 93 consecutive sellouts dating back to the opening of State Farm Stadium in 2006.

FINAL NFC WEST

Team	W	L	T	Pct.	Pts.	OP
Seattle	12	4	0	.750	394	254
Arizona	11	5	0	.688	310	299
San Francisco	8	8	0	.500	306	340
St. Louis	6	10	0	.375	324	354

STANDINGS

Team	W	L	T	Pct.	Pts.	OP
Seattle	12	4	0	.750	394	254
Arizona	11	5	0	.688	310	299
San Francisco	8	8	0	.500	306	340
St. Louis	6	10	0	.375	324	354



2015 (13-3)

HEAD COACH BRUCE ARIANS

Sept. 13	New Orleans	W	31-19	62,903
Sept. 20	At Chicago	W	48-23	62,351
Sept. 27	San Francisco	W	47-7	63,663
Oct. 4	St. Louis	L	22-24	63,146
Oct. 11	At Detroit	W	42-17	60,816
Oct. 18	At Pittsburgh	L	13-25	63,846
Oct. 26	Baltimore	W	26-18	64,722
Nov. 1	At Cleveland	W	34-20	67,431
Nov. 8	Open Date			
Nov. 15	At Seattle	W	39-32	69,005
Nov. 22	Cincinnati	W	34-31	64,745
Nov. 29	At San Francisco	W	19-13	70,799
Dec. 6	At St. Louis	W	27-3	51,115
Dec. 10	Minnesota	W	23-20	64,784
Dec. 20	At Philadelphia	W	40-17	69,569
Dec. 27	Green Bay	W	38-8	64,878
Jan. 3	Seattle	L	6-36	64,546

Home 6-2 (513,487). Away 7-1 (514,959).

NFC Divisional Playoff Game

NFL 16 vs. Green Bay W 26-20 (OT) 65,089

NFC Championship Game

Jan. 24 At Carolina L 15-49 74,294

TEAM STATISTICS

	Cards	Opp.
Total First Downs.....	373	284
Rushing	92	79
Passing	237	177
Penalty	44	28
3rd Down: Made/Att	93/198	75/210
3rd Down Pct.	47.0%	35.7%
4th Down: Made/Att	4/9	8/17
4th Down Pct.	44.4%	47.1%
Possession Avg.....	32:04	27:56
Total Net Yards.....	6533	5147
Avg. Per Game	408.3	321.7
Total Plays	1041	982
Avg. Per Play	6.3	5.2
Net Yards Rushing.....	1917	1460
Avg. Per Game	119.8	91.3
Total Rushes	452	373
Net Yards Passing.....	4616	3687
Avg. Per Game	288.5	230.4
Sacked/Yards Lost	27/159	36/270
Gross Yards	4775	3957
Att./Completions	562/353	573/343
Completion Pct.	62.8%	59.9%
Had Intercepted	13	19
Punts/Average.....	61/42.2	78/46.9
Net Punting Avg.....	35.4	42.5
Penalties/Yards.....	94/758	130/1202
Fumbles/Ball Lost.....	23/11	31/14
Touchdowns.....	58	34
Rushing	16	9
Passing	35	24
Returns	7	1

SCORE BY PERIODS

	Q1	Q2	Q3	Q4	OT	Pts
Team	86	153	142	108	0	489
Opponents	61	100	62	90	0	313

SCORING

	TD	Ru	Pa	Rt	PAT	FG	2Pt	Pts
C.Catanzaro	0	0	0	0	53/58	28/31	0	137
D.Johnson	13	8	4	1	0/0	0/0	0	78
L.Fitzgerald	9	0	9	0	0/0	0/0	0	54
J.Brown	7	0	7	0	0/0	0/0	0	42
M.Floyd	6	0	6	0	0/0	0/0	0	36
D.Fells	3	0	3	0	0/0	0/0	0	18
A.Ellington	3	3	0	0	0/0	0/0	0	18
C.Johnson	3	3	0	0	0/0	0/0	0	18
T.Niklas	2	0	2	0	0/0	0/0	0	12
J.Nelson	2	0	2	0	0/0	0/0	0	12
T.Mathieu	1	0	0	1	0/0	0/0	0	6
D.Bucannon	1	0	0	1	0/0	0/0	0	6
K.Williams	1	1	0	0	0/0	0/0	0	6
T.Jefferson	1	0	0	1	0/0	0/0	0	6
Ja.Brown	1	0	1	0	0/0	0/0	0	6
J.Powes	1	0	0	1	0/0	0/0	0	6
J.Gresham	1	0	1	0	0/0	0/0	0	6
J.Bethel	1	0	0	1	0/0	0/0	0	6

PASSING

	Att	Cmp	Yds	Cmp%	Yds/Att	TD	TD%	Int	Int%	Long	Sack/Lost	Rating
C.Palmer	537	342	4671	63.7%	8.7	35	6.5%	11	2.0%	68	25/151	104.6
D.Stanton	25	11	104	44.0%	4.2	0	0.0%	2	8.0%	21	2/8	22.8
Team	562	353	4775	62.8%	8.5	35	6.2%	13	2.3%	68	27/159	101.0
Opponents	573	343	3957	59.8%	6.9	24	4.2%	19	3.3%	88t	36/270	80.9

C.Palmer	1	1	0	0	0/0	0/0	0	6
C.Redding	1	0	0	1	0/0	0/0	0	6
F.Rucker	0	0	0	0	0/0	0/0	0	2
K.Minter	0	0	0	0	0/0	0/0	0	2

Team 58 16 35 7 53/58 28/31 0 489
Opponents 34 9 24 1 27/29 26/27 2 313
 2-Pt. Conversions: Team 0/0, Opponents: 2/5

SACKS

D.Freeney 8.0, C.Campbell 5.0, M.Golden 4.0, F.Rucker 3.0, D.Bucannon 3.0, T.Jefferson 2.0, A.Okafor 2.0, K.Martin 1.5, R.Gunter 1.0, T.Mathieu 1.0, L.Woodley 1.0, J.Mauro 1.0, E.Stinson 1.0, J.Powes 1.0, K.Minter 0.5
Team: 35.0, Opponents: 27.0

RUSHING

	No.	Yds	Avg	Long	TD
C.Johnson	196	814	4.2	62	3
D.Johnson	125	581	4.6	47t	8
A.Ellington	45	289	6.4	63t	3
K.Williams	27	142	5.3	35t	1
S.Taylor	17	58	3.4	16	0
C.Palmer	25	24	1.0	12	1
J.Brown	3	22	7.3	13	0
J.Nelson	1	0	0.0	0	0
D.Stanton	13	-13	-1.0	-1	0
Team	452	1917	4.2	63t	16
Opponents	373	1460	3.9	52	9

RECEIVING

	No.	Yds	Avg	Long	TD
L.Fitzgerald	109	1215	11.1	44	9
J.Brown	65	1003	15.4	68	7
M.Floyd	52	849	16.3	60t	6
D.Johnson	36	457	12.7	55t	4
D.Fells	21	311	14.8	48	3
J.Gresham	18	223	12.4	22	1
A.Ellington	15	148	9.9	32	0
J.Nelson	11	299	27.2	64t	2
Ja.Brown	11	144	13.1	39	1
C.Johnson	6	58	9.7	40	0
T.Niklas	4	33	8.3	13	2
K.Williams	2	16	8.0	12	0
M.Iupati	1	10	10.0	10	0
B.Golden	1	5	5.0	5	0
S.Taylor	1	4	4.0	4	0
Team	353	4775	13.5	68	35
Opponents	343	3957	11.5	88t	24

INTERCEPTIONS

	No.	Yds	Avg	Long	TD
T.Mathieu	5	92	18.4	33t	1
R.Johnson	5	14	2.8	11	0
P.Peterson	2	41	20.5	40	0
T.Jefferson	2	26	13.0	26t	1
J.Bethel	2	21	10.5	21t	1
D.Bucannon	1	39	39.0	39t	1
C.Redding	1	30	30.0	30	0
J.Powes	1	0	0.0	0	0
Team	19	263	13.8	40	4
Opponents	13	87	6.7	40	0

PUNT RETURNS

	Ret	FC	Yds	Avg	Long	TD
P.Peterson	32	17	260	8.1	38	0
J.Nelson	4	4	13	3.3	11	0
B.Golden	3	1	16	5.3	10	0
Team	39	22	289	7.4	38	0
Opponents	25	19	295	11.8	66	0

KICKOFF RETURNS

	No.	Yds	Avg	Long	TD
D.Johnson	22	598	27.2	108t	1
K.Williams	8	126	15.8	24	0
P.Peterson	2	46	23.0	24	0
Team	32	770	24.1	108t	1
Opponents	49	1191	24.3	58	0

PUNTING

	No	Yds	Avg	Net	TB	In	Lg	B
D.Butler	60	2575	42.9	35.4	6	22	58	1
Team	61	2575	42.2	35.4	6	22	58	1
Opponents	78	3661	46.9	42.5	3	31	79	0

FIELD GOALS

	1-19	20-29	30-39	40-49	50+
Catanzaro	1/1	12/12	9/9	6/7	0/2
Team	1/1	12/12	9/9	6/7	0/2
Opponents	0/0	3/3	8/8	9/10	6/6

USUAL STARTING LINEUP

Offense	Defense
WR.... Larry Fitzgerald	DT.... Calais Campbell
LT.... Jared Veldheer	NT.... Rodney Gunter
LG.... Mike Iupati	DT.... Frostee Rucker
.... Lyle Sendien	SAM.... Markus Golden
RG.... Ted Larsen	ILB.... Deone Bucannon
.... Bobby Massie	ILB.... Kevin Minter
WR.... John Brown	WTLT.... Alex Okafor
TE.... Darren Fells	CB.... Patrick Peterson
TE.... Jermaine Gresham	CB.... Jeraud Powers
QB.... Carson Palmer	SS.... Rashad Johnson
.... C.Johnson/D.Johnson	FS.... Tyrann Mathieu

NOTES

The Cardinals posted a 13-3 record, setting a new franchise record for wins in a season ... earned first postseason bye in team history and made second ever NFC Championship Game appearance ... marked 10th playoff berth in team history and fourth in the last eight seasons ... established franchise single-season records for points (489), TDs (59), TD passes (35), total net yards (6,533) and first downs (373) ... had the #1 offense in the NFL for the first time in franchise history and finished season ranked #5 on defense, marking the first time since 1963 the Cardinals ranked in the top five of both categories in a season ... established franchise records for road wins (7) and points on the road (262) ... had 19 different players score at least one TD, which set a franchise record and led the NFL ... tied franchise record with seven players selected to the Pro Bowl ... head coach **Bruce Arians** improved record to 34-14 in three years with Arizona, and his 34 wins ranks sixth in franchise history ... **Carson Palmer** established franchise single-season records with 4,671 passing yards, 35 TD passes and a 104.6 passer rating and was named second-team All-Pro while earning third career Pro Bowl honor ... **Larry Fitzgerald** earned ninth career Pro Bowl selection after catching franchise single-season record 109 passes and became the youngest player in NFL history to reach 1,000 career receptions (32 years, 97 days) ... **John Brown** totaled 1,003 yards receiving, giving the Cardinals multiple 1,000-yard receivers for just the fifth time in team history ... **David Johnson** totaled 1,636 all-purpose yards and set a franchise rookie record with 13 TDs (eight rushing, four receiving and one KO return) ... **Mike Iupati** was named second-team All-Pro and chosen to fourth straight Pro Bowl in his debut season with the Cardinals ... **Calais Campbell** earned second consecutive Pro Bowl selection and moved into fourth on franchise all-time sacks list with 48.5 ... **Patrick Peterson** was voted to his fifth straight Pro Bowl and named first-team All-Pro for the third time (second as a CB) ... **Tyrann Mathieu** was the NFC Defensive Player of the Month for November and joined Peterson in earning first-team All-Pro honors while being chosen for his first career Pro Bowl ... **Deone Bucannon** started every game at dollar linebacker and led the team with 127 tackles ... **Dwight Freeney** had a team-high 8.0 sacks despite not signing with the team until Week 6 ... **Justin Bethel** was selected to his third straight Pro Bowl as a special teamer after leading the team with 34 special teams tackles ... **Chandler Catanzaro** ranked third in the NFL with 137 points, the second-highest total in franchise history ... for the 10th consecutive season, the team sold out every home game, bringing the streak to 104 consecutive sellouts dating back to 2006.

FINAL NFC WEST STANDINGS

Team	W	L	T	Pct.	Pts.	OP
Arizona	13	3	0	.813	489	313
Seattle	10	6	0	.625	423	277
St. Louis	7	9	0	.438	280	330
San Francisco	5	11	0	.313	238	387



2016 (7-8-1)

HEAD COACH BRUCE ARIANS

Sept. 11	New England	L	21-23	64,264
Sept. 18	Tampa Bay	W	40-7	64,330
Sept. 25	At Buffalo	L	18-33	68,647
Oct. 2	Los Angeles	L	13-17	64,622
Oct. 6	At San Francisco	W	33-21	70,178
Oct. 17	NY Jets	W	28-3	64,709
Oct. 23	Seattle	T	6-6 (OT)	65,089
Oct. 30	At Carolina	L	20-30	74,088
Nov. 6	Open Date			
Nov. 13	San Francisco	W	23-20	65,127
Nov. 20	At Minnesota	L	24-30	66,808
Nov. 27	At Atlanta	L	19-38	69,233
Dec. 4	Washington	W	31-23	64,939
Dec. 11	At Miami	L	23-26	65,750
Dec. 18	New Orleans	L	41-48	65,072
Dec. 24	At Seattle	W	34-31	69,050
Jan. 1	At Los Angeles	W	44-6	80,279

Home 4-3-1 (518,652). Away 3-5 (564,033).

TEAM STATISTICS

	Cards	Opp.
Total First Downs.....	368	293
Rushing	97	90
Passing	229	175
Penalty	42	28
3rd Down: Made/Att	87/214	85/219
3rd Down Pct.	40.7%	38.8%
4th Down: Made/Att	5/10	7/15
4th Down Pct.	50.0%	46.7%
Possession Avg.....	30:25	29:35
Total Net Yards.....	5868	4883
Avg. Per Game	366.8	305.2
Total Plays	1086	1019
Avg. Per Play	5.4	4.8
Net Yards Rushing.....	1732	1518
Avg. Per Game	108.3	94.9
Total Rushes	399	424
Net Yards Passing.....	4136	3365
Avg. Per Game	258.5	210.3
Sacked/Yards Lost	41/289	48/374
Good Yards	4425	3739
Att./Completions	646/383	547/344
Completion Pct.	59.3%	62.9%
Had Intercepted	17	14
Punts/Average.....	80/49.0	80/45.4
Net Punting Avg.....	36.5	42.0
Penalties/Yards.....	104/889	123/1010
Fumbles/Ball Lost.....	27/11	30/14
Touchdowns.....	51	41
Rushing	20	16
Passing	28	21
Returns	3	4

SCORE BY PERIODS

	Q1	Q2	Q3	Q4	OT	Pts
Team	58	140	81	136	3	418
Opponents	72	99	91	97	3	362

SCORING

	TD	Ru	Pa	Rt	PAT	FG	2Pt	Pts
D.Johnson	20	16	4	0	0/0	0/0	1	122
C.Catanzaro	0	0	0	0	43/47	21/28	0	106
J.Nelson	7	1	6	0	0/0	0/0	0	42
L.Fitzgerald	6	0	6	0	0/0	0/0	0	36
M.Floyd	4	0	4	0	0/0	0/0	0	24
K.Williams	2	2	0	0	0/0	0/0	0	12
J.Brown	2	0	2	0	0/0	0/0	0	12
J.Gresham	2	0	2	0	0/0	0/0	0	12
C.Campbell	1	0	0	1	0/0	0/0	0	8
C.Johnson	1	1	0	0	0/0	0/0	0	6
J.Ross	1	0	1	0	0/0	0/0	0	6
B.Golden	1	0	1	0	0/0	0/0	0	6
J.Bethel	1	0	0	1	0/0	0/0	0	6
M.Cooper	1	0	0	1	0/0	0/0	0	6
Ja.Brown	1	0	1	0	0/0	0/0	0	6
D.Fells	1	0	1	0	0/0	0/0	0	6
C.Peters	0	0	0	0	0/0	0/0	0	2
Team	51	20	28	3	43/47	21/28	1	418
Opponents	41	16	21	4	37/40	25/28	1	362

2-Pt. Conversions: Team 1/4, Opponents: 1/1

PASSING

	Att	Cmp	Yds	Cmp%	Yds/Att	TD	TD%	Int	Int%	Long	Sack/Lost	Rating
C.Palmer	597	364	4233	61.0%	7.1	26	4.4%	14	2.3%	80t	40/281	87.2
D.Stanton	48	19	192	39.6%	4.0	2	4.2%	3	6.3%	29t	1/8	39.6
L.Fitzgerald	1	0	0	0.0%	0.0	0	0.0%	0	0.0%	0	0/0	39.6
Team	646	383	4425	59.3%	6.8	28	4.3%	17	2.6%	80t	41/289	83.5
Opponents	547	344	3739	62.9%	6.8	21	3.8%	14	2.6%	71t	48/374	85.1

SACKS

M.Golden 12.5, C.Jones 11.0, C.Campbell 8.0, A.Okafor 3.5, K.Minter 3.5, T.Jefferson 2.0, D.Swearinger 2.0, R.Gunter 1.5, T.Mathieu 1.0, K.Martin 1.0 Team: 46.0, Opponents: 40.0

RUSHING

	No.	Yds	Avg	Long	TD
D.Johnson	293	1239	4.2	58t	16
K.Williams	18	157	8.7	49t	2
A.Ellington	34	96	2.8	13	0
J.Nelson	25	95	3.8	18	1
C.Johnson	4	83	20.8	56t	1
C.Palmer	14	38	2.7	16	0
S.Taylor	4	12	3.0	12	0
J.Brown	1	10	10.0	10	0
L.Fitzgerald	2	5	2.5	4	0
D.Butler	1	0	0.0	0	0
D.Stanton	3	-3	-1.0	-1	0
Team	399	1732	4.3	58t	20
Opponents	424	1518	3.6	49	16

RECEIVING

	No.	Yds	Avg	Long	TD
L.Fitzgerald	107	1023	9.6	32	6
D.Johnson	80	879	11.0	58	4
J.Brown	39	517	13.3	30t	2
J.Gresham	37	391	10.6	34	2
J.Nelson	34	568	16.7	80t	6
M.Floyd	33	446	13.5	39	4
D.Fells	14	154	11.0	37t	1
A.Ellington	12	85	7.1	16	0
Ja.Brown	11	187	17.0	51t	1
B.Golden	8	82	10.3	22	1
J.Ross	4	37	9.3	15	1
I.Momah	2	50	25.0	27	0
K.Williams	1	6	6.0	6	0
T.Niklas	1	0	0.0	0	0
H.Valles	0	0	0.0	0	0
C.Johnson	0	0	0.0	0	0
Team	383	4425	11.6	80t	28
Opponents	344	3739	10.9	71	21

INTERCEPTIONS

	No.	Yds	Avg	Long	TD
M.Cooper	4	95	23.8	60t	1
P.Peterson	3	27	9.0	25	0
D.Swearinger	3	13	4.3	12	0
J.Bethel	1	66	66.0	66t	1
H.Miller	1	52	52.0	52	0
T.Mathieu	1	9	9.0	5	0
C.Campbell	1	1	1.0	1	0
Team	14	263	18.8	66t	2
Opponents	17	226	13.3	100t	1

PUNT RETURNS

	Ret	FC	Yds	Avg	Long	TD
J.Brown	17	11	119	7.0	32	0
P.Peterson	13	12	81	6.2	17	0
B.Golden	7	0	30	4.3	8	0
C.Jones	1	0	0	0.0	0	0
J.Ross	0	1	0	0.0	0	0
Team	38	24	230	6.1	32	0
Opponents	33	29	310	9.4	47	0

KICKOFF RETURNS

	No.	Yds	Avg	Long	TD
B.Golden	11	266	24.2	49	0
A.Ellington	10	163	16.3	25	0
J.Nelson	2	53	26.5	39	0
J.Brown	1	51	51.0	51	0
P.Peterson	1	11	11.0	11	0
Team	25	544	21.8	51	0
Opponents	29	671	23.1	104t	1

PUNTING

	No	Yds	Avg	Net	TB	In	Lg	B
R.Quigley	34	1416	41.6	37.2	2	13	55	1
D.Butler	32	1350	42.2	35.6	0	10	62	0
M.Wiele	10	437	43.7	37.5	0	2	59	1
C.Catanzaro	2	66	33.0	33.0	0	0	47	0
Team	80	3269	40.9	36.5	2	25	62	2
Opponents	80	3633	45.4	42.0	2	23	73	0

FIELD GOALS

	1-19	20-29	30-39	40-49	50+
C.Catanzaro	1/1	5/6	6/7	6/8	3/6
Team	1/1	5/6	6/7	6/8	3/6
Opponents	1/1	6/7	7/7	7/9	4/4

USUAL STARTING LINEUP

Offense	Defense
WR... Larry Fitzgerald	DT... Calais Campbell
LT... Jared Veldheer	NT... Corey Peters
LG... Mike Iupati	DT... Josh Mauro
C... A.Q. Shipley	SAM... Chandler Jones
RG... Earl Watford	SLB... Deone Bucannon
RT... D.J. Humphries	ILB... Kevin Minter
WR... John Brown	DB... D.J. Swearinger
TE... J.J. Nelson	CB... Patrick Peterson
WR... Jermaine Gresham	CB... Marcus Cooper
QB... Carson Palmer	SS... Tony Jefferson
RB... David Johnson	FS... Tyrann Mathieu

NOTES

The Cardinals finished 7-8-1, second in the NFC West ... had the #2 ranked defense and #9 ranked offense in the NFL, marking the second consecutive season ranking in the top 10 on both sides of the ball ... led the NFL with 48 sacks, the second time in franchise history the team lead the NFL in sacks ... finished the season with 418 points, the fourth-best total in franchise history ... went 4-1-1 against the NFC West, including 3-0 on the road for the second straight season ... head coach **Bruce Arians** moved up to third on franchise all-time wins list with 41 ... **David Johnson** earned first-team All-Pro and Pro Bowl honors after leading the NFL and establishing new franchise records with 2,118 scrimmage yards (1,239 rushing, 879 receiving) and 20 total TDs ... Johnson also became the first player in NFL history with 100+ scrimmage in each of the first 15 games of a season ... **Larry Fitzgerald** earned 10th career Pro Bowl selection after leading the NFL with 107 receptions ... Fitzgerald moved into third on NFL's all-time receptions with 1,125 and surpassed 200 career games played and 100 career TD receptions ... **Carson Palmer** threw for 4,233 yards and 26 TDs, marking his third 4,000-yard season with the Cardinals and joining Kurt Warner (3 times, 2007-09) as only QBs in franchise history with 25+ TD passes in multiple seasons ... **J.J. Nelson** set career highs with 34 receptions for 568 yards and seven total TDs, with all seven TDs coming in the final nine games of the season ... **Patrick Peterson** was selected to his sixth consecutive Pro Bowl (fifth at CB), joining Hall of Famers Jim Brown, Barry Sanders and Emmitt Smith as only players in NFL history with six Pro Bowls before their 27th birthday ... **Markus Golden** led the team with 12.5 sacks and 16 tackles for loss; his 12.5 sacks ranked third in the NFL and marked the highest total by a linebacker in franchise history ... **Chandler Jones** recorded 11.0 sacks in his first season in Arizona, giving the Cardinals multiple players with double-digit sacks in a season for just the third time (1983, 1984) ... **Calais Campbell** was second-team All-Pro and moved into second on the franchise's all-time sacks list with 56.5 after recording 8.0 on the year, his seventh season with six or more sacks ... **Tony Jefferson** established career highs with 92 tackles and 13 tackles for loss, which led all NFL defensive backs ... **Deone Bucannon** led the team with 100 tackles despite missing the last three games after being placed on IR with an ankle injury ... for the 11th consecutive season, the team sold out every home game, bringing the streak to 114 consecutive sellouts dating back to 2006.

FINAL NFC WEST STANDINGS

Team	W	L	T	Pct.	Pts.	OP
Seattle	10	5	1	.656	354	292
Arizona	7	8	1	.469	418	362
Los Angeles	4	12	0	.250	224	394
San Francisco	2	14	0	.125	309	480



ARIZONA CARDINALS

2017 (8-8)

HEAD COACH BRUCE ARIANS

Sept. 10	At Detroit	L 23-35	60,957
Sept. 17	At Indianapolis	W 16-13	63,137
Sept. 25	Dallas	L 17-28	65,102
Oct. 1	San Francisco	W 18-15	64,121
Oct. 8	At Philadelphia	L 7-34	69,596
Oct. 15	Tampa Bay	W 38-33	63,999
Oct. 22	At LA Rams (London)	L 0-33	73,736
Oct. 29	Open Date		
Nov. 5	At San Francisco	W 20-10	70,133
Nov. 9	Seattle	L 16-22	64,639
Nov. 19	At Houston	L 21-31	71,680
Nov. 26	Jacksonville	W 27-24	63,891
Dec. 3	LA Rams	L 16-32	63,986
Dec. 10	Tennessee	W 12-7	64,153
Dec. 17	At Washington	L 15-20	71,026
Dec. 24	NY Giants	W 23-0	63,850
Dec. 31	At Seattle	W 26-24	69,078
		295-361	
	Home 5-3 (513,741).	Away 3-5 (549,343).	

TEAM STATISTICS

	Cards	Opp.
Total First Downs.....	310	283
Rushing	66	68
Passing	200	187
Penalty	44	28
3rd Down: Made/Att	82/233	80/224
3rd Down Pct.	35.2%	35.7%
4th Down: Made/Att	7/16	7/16
4th Down Pct.	43.8%	43.8%
Possession Avg.....	30:47	29:13
Total Net Yards.....	5026	4975
Avg. Per Game	314.1	310.9
Total Plays	1059	1007
Avg. Per Play	4.7	4.9
Net Yards Rushing.....	1386	1434
Avg. Per Game	86.6	89.6
Total Rushes	409	406
Net Yards Passing.....	3640	3541
Avg. Per Game	227.5	221.3
Sacked/Yards Lost	52/339	27/255
Gross Yards	3979	3796
Att./Completions	598/339	564/343
Completion Pct.	56.7%	60.8%
Had Intercepted	18	15
Punts/Average.....	88/47.3	95/46.7
Net Punting Avg.....	39.7	42.6
Penalties/Yards.....	110/880	129/1128
Fumbles/Ball Lost.....	19/7	20/6
Touchdowns.....	29	41
Rushing	6	12
Passing	21	24
Returns	2	5

SCORE BY PERIODS

	Q1	Q2	Q3	Q4	OT	Pts
Team	57	100	55	74	9	295
Opponents	74	80	76	128	3	361

SCORING

	TD	Ru	Pa	Rt	PAT	FG	2Pt	Pts
P.Dawson	0	0	0	0	23/26	32/40	0	119
L.Fitzgerald	6	0	6	0	0/0	0/0	1	38
Ja.Brown	4	0	4	0	0/0	0/0	0	24
R.Seals-Jones	3	0	3	0	0/0	0/0	0	18
Jo.Brown	3	0	3	0	0/0	0/0	0	18
J.Nelson	2	0	2	0	0/0	0/0	0	12
E.Penny	2	2	0	0	0/0	0/0	0	12
A.Peterson	2	2	0	0	0/0	0/0	0	12
J.Gresham	2	0	2	0	0/0	0/0	0	12
J.Bethel	1	0	0	1	0/0	0/0	0	6
K.Williams	1	1	0	0	0/0	0/0	0	6
A.Ellington	1	1	0	0	0/0	0/0	0	6
T.Niklas	1	0	1	0	0/0	0/0	0	6
R.Nkemdi	1	0	0	1	0/0	0/0	0	6
Team	29	6	21	2	23/26	32/40	1	1295
Opponents	41	12	24	3	53/34	26/29	1	1361

2-Pt. Conversions: Team 1/2, Opponents: 1/7

PASSING

	Att	Cmp	Yds	Cmp%	Yds/Att	TD	TD%
C.Palmer	267	164	1978	61.4%	7.4	9	3.4%
B.Gabbert	171	95	1086	55.6%	6.4	6	3.5%
D.Stanton	159	79	894	49.7%	5.6	6	3.8%
L.Fitzgerald	1	1	21	100.0%	21.0	0	0.0%
Team	598	339	3979	56.7%	6.7	21	3.5%
Opponents	564	343	3796	60.8%	6.7	24	4.3%

SACKS

C.Jones 17.0, O.Pierre 5.5, H.Reddick 2.5, F.Rucker 1.5, A.Bethea 1.0, J.Mauro 1.0, K.Dansby 1.0, B.Baker 1.0, D.Bucannon 1.0, R.Gunter 1.0, K.Martin 1.0, C.Peters 1.0, T.Matthew 1.0, J.Bynes 1.0, X.Williams 0.5 Team: 37.0, Opponents: 51.0

RUSHING

	No.	Yds	Avg	Long	TD
A.Peterson	129	448	3.5	27t	2
K.Williams	120	426	3.6	25	1
E.Penny	31	124	4.0	14	2
C.Johnson	45	114	2.5	11	0
B.Gabbert	22	82	3.7	12	0
A.Ellington	15	53	3.5	14	1
J.Nelson	3	37	12.3	16	0
C.Williams	2	33	16.5	33	0
D.Johnson	11	23	2.1	6	0
D.Foster	6	19	3.2	5	0
C.Palmer	14	12	0.9	4	0
Jo.Brown	1	10	10.0	10	0
D.Stanton	9	7	0.8	5	0
B.Hill	1	-2	-2.0	-2	0
Team	409	1386	3.4	33	6
Opponents	406	1434	3.5	37	12

RECEIVING

	No.	Yds	Avg	Long	TD
L.Fitzgerald	109	1156	10.6	37	6
J.Gresham	33	322	9.8	21	2
A.Ellington	33	297	9.0	24	0
Ja.Brown	31	477	15.4	52t	4
J.Nelson	29	508	17.5	46	2
Jo.Brown	21	299	14.2	52	3
D.Foster	17	133	7.8	20	0
R.Seals-Jones	12	201	16.8	29t	3
T.Niklas	11	132	12.0	21	1
K.Williams	10	93	9.3	25	0
A.Peterson	9	66	7.3	13	0
D.Johnson	6	67	11.2	24	0
B.Golden	5	70	14.0	29	0
C.Johnson	5	43	8.6	15	0
E.Penny	4	38	9.5	18	0
C.Williams	3	31	10.3	15	0
I.Moham	1	46	46.0	46	0
G.Holmes	0	0	0	0	0
Team	339	3979	11.7	52t	21
Opponents	343	3796	11.1	72t	24

INTERCEPTIONS

	No.	Yds	Avg	Long	TD
A.Bethea	5	51	10.2	21	0
T.Matthew	2	16	8.0	15	0
T.Williams	2	12	6.0	12	0
J.Bethel	1	82	82.0	82t	1
D.Bucannon	1	39	39.0	39	0
J.Bynes	1	25	25.0	25	0
P.Peterson	1	22	22.0	22	0
K.Martin	1	7	7.0	7	0
K.Dansby	1	4	4.0	4	0
Team	15	258	17.2	82t	1
Opponents	18	306	17.0	46	2

PUNT RETURNS

	Ret	FC	Yds	Avg	Long	TD
K.Williams	21	20	137	6.5	20	0
P.Peterson	13	9	88	6.8	19	0
B.Golden	7	1	63	9.0	15	0
Team	41	30	288	7.0	20	0
Opponents	48	13	506	10.5	76	0

KICKOFF RETURNS

	No.	Yds	Avg	Long	TD
K.Williams	16	326	20.4	28	0
D.Foster	8	184	23.0	55	0
B.Golden	4	81	20.3	26	0
T.Niklas	1	1	1.0	1	0
Team	29	592	20.4	55	0
Opponents	40	880	22.0	99t	1

PUNTING

	No	Yds	Avg	Net	Bn	In	Lg	B
A.Lee	88	4159	47.3	39.7	8	29	63	0
Team	88	4159	47.3	39.7	8	29	63	0
Opponents	95	4433	46.7	42.6	5	32	70	0

FIELD GOALS

	1-19	20-29	30-39	40-49	50+
P.Dawson	1/1	7/7	10/14	10/13	4/5
Team	1/1	7/7	10/14	10/13	4/5
Opponents	0/0	7/7	7/8	9/10	3/4

USUAL STARTING LINEUP

Offense	Defense
WR ... Larry Fitzgerald	DL ... Josh Mauro
LT ... D.J. Humphries	DL ... Corey Peters
LG ... Alex Boone	DL ... Frostee Rucker
C ... A.Q. Shipley	SAM ... Chandler Jones
RG ... Earl Watford	SLB ... Deone Bucannon
RT ... Jared Veldheer	ILB ... Carlos Dansby
WR ... Aaron Brown	WILL ... Kareem Martin
WR ... J.J. Nelson	CB ... Patrick Peterson
TE ... Jermaine Gresham	CB ... Tramont Williams
QB ... Carson Palmer	SS ... Tyvon Branch
RB ... Adrian Peterson	FS ... Tyrann Mathieu

NOTES

The Cardinals endured 179 combined missed games by 31 different injured players, including 15 on injured reserve, to finish 8-8 ... posted a 5-3 record at State Farm Stadium, marking a franchise-record five consecutive seasons with a winning record at home ... had the NFL's #6 ranked defense (310.9 ypg), marking the first three-year stretch since the 1970 NFL-AFL merger in which Arizona has had top-10 defenses (#2 in 2016 and #5 in 2015) ... won both overtime contests to improve Arizona's NFL-best OT win percentage to .611 (26-16-3) ... became the first team since 2007 (Bears and Panthers) to have three QBs win multiple games: Carson Palmer (three), Drew Stanton (three) and Blaine Gabbert (two) ... head coach Bruce Arians announced his retirement after claiming his franchise-record 50th win (including postseason) in the season finale ... Arizona's 50 wins during the Arians era (2013-17) marked the most victories during any five-year stretch in club history ... Chandler Jones led the NFL with a franchise record 17 sacks, 28 tackles for loss and 38 QB hits, earning Pro Bowl and first-team All-Pro recognition ... Larry Fitzgerald earned his franchise record 11th career Pro Bowl selection after matching his own single-season team record with 109 receptions, becoming the oldest player in NFL history to collect 100+ catches in a season ... Palmer announced his retirement after a five-year Cardinals tenure in which he totaled a 38-21-1 record (.642) as a starter and became just the fourth QB in NFL history to throw at least 100 TD passes with multiple teams: Arizona (105) and Cincinnati (154) ... Patrick Peterson joined Hall of Famers Jim Brown and Barry Sanders as the only NFL players to be chosen to seven Pro Bowls before their 28th birthday ... Arizona's second-round selection, Budda Baker, was named first-team All-Pro as a special teamer and became the first Cardinals rookie since Peterson in 2011 to earn a Pro Bowl invite ... Antoine Bethea completed his 12th NFL season, first with the Cardinals, with a team-leading and career-high five INTs ... Carlos Dansby returned for his third stint with the Cardinals and recorded a team-high 106 tackles (his 10th-career 100-tackle campaign) and his 20th-career INT, making him just the fifth player in NFL history to collect 20+ INTs and 40+ sacks ... Andy Lee established a single-season franchise record with a 47.3-yard punting average ... for the 12th consecutive season, the team sold out every home game, bringing the streak to 124 consecutive sellouts dating back to 2006.

FINAL NFC WEST STANDINGS

Team	W	L	T	Pct.	Pts.	OP
Los Angeles	11	5	0	.688	478	329
Seattle	9	7	0	.563	366	332
Arizona	8	8	0	.500	295	361
San Francisco	6	10	0	.375	331	383



2018 (3-13)

HEAD COACH STEVE WILKS

Sept. 9	Washington	L	6-24	61,613
Sept. 16	At LA Rams	L	0-34	66,515
Sept. 23	Chicago	L	14-16	62,163
Sept. 30	Seattle	L	17-20	61,845
Oct. 7	At San Francisco	W	28-18	68,337
Oct. 14	At Minnesota	L	17-27	66,801
Oct. 18	Denver	L	10-45	62,359
Oct. 28	San Francisco	W	18-15	61,923
Nov. 4	Open Date			
Nov. 11	At Kansas City	L	14-26	76,712
Nov. 18	Oakland	L	21-23	62,435
Nov. 25	At LA Chargers	L	10-45	25,343
Dec. 2	At Green Bay	W	20-17	77,234
Dec. 9	Detroit	L	3-17	62,014
Dec. 16	At Atlanta	L	14-40	72,084
Dec. 23	LA Rams	L	9-31	61,759
Dec. 30	At Seattle	L	24-27	68,990

225-425

Home 1-7 (496,111). Away 2-6 (522,016).

TEAM STATISTICS

	Cards	Opp.
Total First Downs.....	239	357
Rushing	76	139
Passing	137	186
Penalty	26	32
3rd Down: Made/Att 58/199	78/205	
3rd Down Pct.	29.1%	38.0%
4th Down: Made/Att 6/16	8/13	
4th Down Pct.	37.5%	61.5%
Possession Avg.....	26:33	33:27
Total Net Yards.....	3865	5741
Avg. Per Game	241.6	358.8
Total Plays	902	1065
Avg. Per Play	4.3	5.4
Net Yards Rushing.....	1342	2479
Avg. Per Game	83.9	154.9
Total Rushes	355	510
Net Yards Passing.....	2523	3262
Avg. Per Game	157.7	203.9
Sacked/Yards Lost 52/361	49/333	
Gross Yards	2884	3595
Att./Completions 495/283	506/342	
Completion Pct.	57.2%	67.6%
Had Intercepted	18	7
Punts/Average.....	94/48.6	90/45.5
Net Punting Avg.....	42.6	39.3
Penalties/Yards.....	101/786	100/790
Fumbles/Ball Lost.....	23/10	20/9
Touchdowns.....	27	50
Rushing	9	25
Passing	15	21
Returns	3	4

SCORE BY PERIODS

	Q1	Q2	Q3	Q4	OT	Pts
Team	71	50	32	72	0	225
Opponents	87	158	100	80	0	425

SCORING

	TD	Ru	Pa	Rt	PAT	FG	2Pt	Pts
D.Johnson	10	7	3	0	0/0	0/0	1	62
L.Fitzgerald	6	0	0	0	0/0	0/0	1	38
P.Dawson	0	0	0	0	15/15	5/8	0	30
Z.Gonzalez	0	0	0	0	5/6	7/9	0	26
C.Kirk	3	0	3	0	0/0	0/0	0	18
C.Edmonds	2	2	0	0	0/0	0/0	0	12
T.Sherfield	1	0	1	0	0/0	0/0	0	6
B.Baker	1	0	0	1	0/0	0/0	0	6
C.Williams	1	0	1	0	0/0	0/0	0	6
D.Gardick	1	0	0	1	0/0	0/0	0	6
J.Bynes	1	0	0	1	0/0	0/0	0	6
R.Seals-Jones	1	0	1	0	0/0	0/0	0	6
M.McCrane	0	0	0	0	3/3	0/0	0	3
Team	27	9	15	3	23/24	12/17	2	225
Opponents	50	25	21	4	42/42	25/31	3	425

2-Pt. Conversions: Team 2/3, Opponents: 3/8

PASSING

	Att	Cmp	Yds	Cmp%	Yds/Att	TD	TD%
J.Rosen	393	217	2278	55.2%	5.8	11	2.8%
S.Bradford	80	50	400	62.5%	5.0	2	2.5%
M.Glennon	21	15	174	71.4%	8.3	1	4.8%
L.Fitzgerald	1	1	32	100.0%	32.0	1	100.0%
Team	495	283	2884	57.2%	5.8	15	3.0%
Opponents	506	342	3595	67.6%	7.1	21	4.2%

SACKS

C.Jones 13.0, R.Gunter 4.5, R.Nkemdiche 4.5, H.Reddick 4.0, B.Mayowa 4.0, Z.Moore 3.5, A.Bethea 3.0, M.Golden 2.5, C.Peters 2.5, J.Bynes 2.0, B.Baker 2.0, D.Bucannon 1.0, C.Malveaux 1.0, P.Peterson 1.0, B.Benwikere 0.5 Team: 49.0, Opponents: 52.0

RUSHING

	No.	Yds	Avg	Long	TD
D.Johnson	258	940	3.6	53	7
C.Edmonds	60	208	3.5	29	2
J.Rosen	23	138	6.0	33	0
C.Kirk	3	35	11.7	23	0
C.Williams	1	9	9.0	9	0
S.Bradford	2	7	3.5	8	0
D.Coleman	2	3	1.5	2	0
T.Logan	2	2	1.0	5	0
J.Nelson	4	0	0.0	8	0
Team	355	1342	3.8	53	9
Opponents	510	2479	4.9	65	25

RECEIVING

	No.	Yds	Avg	Long	TD
L.Fitzgerald	69	734	10.6	37	6
D.Johnson	50	446	8.9	40	3
C.Kirk	43	590	13.7	75t	3
R.Seals-Jones	34	343	10.1	40	1
C.Edmonds	20	103	5.2	13	0
T.Sherfield	19	210	11.1	21	1
C.Williams	17	171	10.1	22t	1
J.Gresham	9	94	10.4	26	0
J.Nelson	7	64	9.1	17	0
T.Logan	7	37	5.3	17	0
J.Phillips	3	38	12.7	24	0
J.Tolliver	3	37	12.3	15	0
D.Coleman	2	17	8.5	12	0
Team	283	2884	10.2	75t	15
Opponents	342	3595	10.5	64t	21

INTERCEPTIONS

	No.	Yds	Avg	Long	TD
T.Boston	3	9	3.0	9	0
P.Peterson	2	0	0.0	0	0
D.Ameron	1	25	25.0	25	0
B.Benwikere	1	21	21.0	21	0
Team	7	55	7.9	25	0
Opponents	18	298	16.6	67t	4

PUNT RETURNS

	Ret	FC	Yds	Avg	Long	TD
C.Kirk	21	17	164	7.8	44	0
P.Peterson	9	4	64	7.1	16	0
P.Cooper	6	0	67	11.2	45	0
Team	36	21	295	8.2	45	0
Opponents	44	24	420	9.5	60	0

KICKOFF RETURNS

	No.	Yds	Avg	Long	TD
T.Logan	12	296	24.7	36	0
B.Williams	10	192	19.2	29	0
C.Edmonds	3	48	16.0	18	0
Team	25	536	21.4	36	0
Opponents	27	583	21.6	40	0

PUNTING

	No	Yds	Avg	Net	TB	In	Lg	B
A.Lee	94	4568	48.6	42.6	7	32	64	0
Team	94	4568	48.6	42.6	7	32	64	0
Opponents	80	3638	45.5	39.3	10	29	65	1

FIELD GOALS

	1-19	20-29	30-39	40-49	50+
Z.Gonzalez	0/0	1/1	2/2	2/2	2/4
P.Dawson	0/0	2/2	2/2	1/3	0/1
Team	0/0	3/3	4/4	3/5	2/5
Opponents	0/0	7/7	7/8	10/13	1/3

USUAL STARTING LINEUP

Offense	Defense
WR... Larry Fitzgerald	DE... Markus Golden
LT... D.J. Humphries	DT... Corey Peters
LG... Mike Lupat	DE... Rodney Gunter
C... Mason Cole	DE... Chandler Jones
RG... Justin Pugh	LB... Josh Byrnes
RT... Andre Smith	LB... Haason Reddick
WR... Christian Kirk	S... James White
WR... Chad Williams	CB... Patrick Peterson
TE... Jermaine Gresham	CB... Benn Benikere
QB... Josh Rosen	SS... Budda Baker
RB... David Johnson	FS... Antoine Bethea

NOTES

The Cardinals finished 3-13 with an injury-stricken roster that underwent 307 transactions and featured an NFL-high 77 different players who appeared in at least one game for the team ... had 17 players finish the season on injured reserve, including 10 who were placed on IR in final five weeks ... played 14 different rookies, eight of whom started at least one game, and four appeared in all 16 contests ... started 10 different combinations along the offensive line, including a different starting five in seven consecutive games (Weeks 7-14) ... had an NFL-high 11 players record multiple sacks (1.5 or more) and tied for fifth in the league with 49 sacks, the fourth-highest single-season total in franchise history ... swept the season series against San Francisco for the fourth consecutive season, extending the NFL's longest active winning streak against a division opponent to eight ... won a 20-17 road battle over the Packers in Week 13, giving Arizona its first-ever win at Lambeau Field and first road win against Green Bay since 1949 ... **Larry Fitzgerald** finished his 15th NFL season with 16,279 career receiving yards and 1,303 career receptions, ranking second and third in league history, respectively ... passed Hall of Famer Jerry Rice (1,281 with the 49ers) for the most receptions with a single team in NFL history ... tied Jim Bakken for the most games played in franchise history with 234 ... **Patrick Peterson** joined Hall of Famers Jim Brown and Barry Sanders as the only NFL players to be chosen to eight Pro Bowls before their 29th birthday ... he allowed the NFL's fewest interceptions (30) among cornerbacks who played at least 80 percent of defensive snaps, according to PFF ... **Chandler Jones** recorded 13.0 sacks, becoming the first player in franchise history with at least 10.0 sacks in three consecutive seasons (17.0 in 2017 and 11.0 in 2016) ... **David Johnson** had his third season with at least 10 TDs (seven rushing and three receiving), joining Fitzgerald (five) as the only players in team history with at least three such campaigns ... **Antoine Bethea** played his 13th NFL season and had his 10th-career 100-tackle season with a team-leading 133 stops ... **Josh Rosen** became the youngest quarterback to start (21 years, 232 days) and win (21 years, 239 days) a game in team history ... also became the youngest Super Bowl era quarterback (21 years, 260 days) to lead a double-digit fourth-quarter comeback win (Week 8 against the 49ers) ... **Budda Baker** was one of just three NFL safeties with at least 100 tackles, 2.0 sacks and eight tackles for loss in 2018 ... **Mason Cole** was the only Cardinal and one of just three rookie offensive linemen in the NFL to play every offensive snap ... **Christian Kirk** ranked second and third among rookie receivers, respectively, with 43 receptions and 590 receiving yards through Week 13 before suffering a season-ending injury ... **Andy Lee** led the NFL and broke his own single-season record with a 48.6-yard gross punting average ... for the 13th consecutive season, the team sold out every home game, bringing the streak to 134 consecutive sellouts at State Farm Stadium dating back to 2006.

FINAL NFC WEST STANDINGS

Team	W	L	T	Pct.	Pts.	OP
Los Angeles	13	3	0	.813	527	384
Seattle	10	6	0	.625	428	347
San Francisco	4	12	0	.250	342	435
Arizona	3	13	0	.188	225	425



2019 (5-10-1)

HEAD COACH KLIFF KINGSBURY

Sept. 8	Detroit	T	27-27	(OT)	60,687
Sept. 15	At Baltimore	L	17-23		70,126
Sept. 22	Carolina	L	20-38		60,104
Sept. 29	Seattle	L	10-27		60,500
Oct. 6	At Cincinnati	W	26-23		46,012
Oct. 13	Atlanta	W	34-33		60,140
Oct. 20	At NY Giants	W	27-21		73,577
Oct. 27	At New Orleans	L	9-31		73,064
Oct. 31	San Francisco	L	25-28		60,986
Nov. 10	At Tampa Bay	L	27-30		40,038
Nov. 17	At San Francisco	L	26-36		69,419
Nov. 24	Open Date				
Dec. 1	LA Rams	L	7-34		60,944
Dec. 8	Pittsburgh	L	17-23		63,880
Dec. 15	Cleveland	W	38-24		63,345
Dec. 22	At Seattle	W	27-13		69,022
Dec. 29	At LA Rams	L	24-31		68,665
			361-442		
Home 2-5-1 (490,586). Away 3-5 (509,923).					

TEAM STATISTICS

	Cards	Opp.
Total First Downs.....	314	375
Rushing	109	94
Passing	176	243
Penalty	29	38
3rd Down: Made/Att	71/197	100/214
3rd Down Pct.	36.0%	46.7%
4th Down: Made/Att	13/20	3/14
4th Down Pct.	65.0%	21.4%
Possession Avg.....	27:24	32:36
Total Net Yards.....	5467	6432
Avg. Per Game	341.7	402.0
Total Plays	1000	1080
Avg. Per Play	5.5	6.0
Net Yards Rushing.....	1990	1922
Avg. Per Game	124.4	120.1
Total Rushes	396	439
Net Yards Passing.....	3477	4510
Avg. Per Game	217.3	281.9
Sacked/Yards Lost	50/320	40/275
Gross Yards	3797	4785
Attempts/Completions	554/355	601/421
Completion Pct.	64.1%	70.0%
Had Intercepted	12	7
Punts/Average.....	70/47.0	58/43.5
Net Punting Avg.....	41.5	40.0
Penalties/Yards.....	121/956	114/1041
Fumbles/Ball Lost.....	9/6	23/10
Touchdowns.....	38	52
Rushing	18	9
Passing	20	38
Returns	0	5

SCORE BY PERIODS

	Q1	Q2	Q3	Q4	OT	Pts
Team	77	95	67	119	3	361
Opponents	64	159	79	137	3	442

SCORING

	TD	Ru	Pa	Rt	PAT	FG	2Pt	Pts
Z.Gonzalez	0	0	0	0	34/35	31/35	0	127
K.Drake	8	8	0	0	0/0	0/0	1	50
D.Johnson	6	2	4	0	0/0	0/0	0	36
C.Edmonds	5	4	1	0	0/0	0/0	0	30
K.Murray	4	4	0	0	0/0	0/0	0	24
L.Fitzgerald	4	0	4	0	0/0	0/0	0	24
C.Kirk	3	0	3	0	0/0	0/0	1	20
D.Arnold	2	0	2	0	0/0	0/0	0	12
K.Johnson	1	0	1	0	0/0	0/0	1	8
A.Isabella	1	0	1	0	0/0	0/0	0	6
P.Cooper	1	0	1	0	0/0	0/0	0	6
C.Clary	1	0	1	0	0/0	0/0	0	6
M.Williams	1	0	1	0	0/0	0/0	0	6
D.Byrd	1	0	1	0	0/0	0/0	0	6
Team	38	18	0	0	34/35	31/35	3	361
Opponents	52	9	38	5	49/50	27/32	0	442
2-Pt. Conversions: Team 3/3, Opponents: 0/1								

PASSING

	Att	Cmp	Yds	Cmp%	Yds/Att	TD	TD%	Int	Int%	Long	Sack/Lost	Rating
K.Murray	542	349	3722	64.4%	6.9	20	3.7%	12	2.2%	88t	48/309	87.4
B.Hundley	11	5	49	45.5%	4.4	0	0.0%	0	0.0%	28	2/11	58.5
A.Lee	1	1	26	100.0%	26.0	0	0.0%	0	0.0%	26	0/0	118.8
Team	554	355	3797	64.1%	6.8	20	3.6%	12	2.2%	88t	50/320	87.0
Opponents	601	421	4785	70.0%	8.0	38	6.3%	7	1.2%	57	40/275	109.8

SACKS

C.Jones	19.0	T.Suggs	5.5	R.Gunter	3.0
C.Peters	2.5	C.Marsh	2.5	J.Hicks	1.5
J.Bullard	1.5	P.Peterson	1.0	B.Reed	1.0
T.Vallejo	1.0	H.Reddick	1.0	B.Baker	0.5
Team: 40.0, Opponents: 48.0					

RUSHING

	No.	Yds	Avg	Long	TD
K.Drake	123	643	5.2	80t	8
K.Murray	93	544	5.8	35	4
D.Johnson	94	345	3.7	18	2
C.Edmonds	60	303	5.1	37t	4
C.Kirk	10	93	9.3	28	0
B.Hundley	7	41	5.9	14	0
A.Isabella	4	15	3.8	6	0
A.Morris	1	4	4.0	4	0
K.Johnson	1	3	3.0	3	0
P.Cooper	1	2	2.0	2	0
Z.Zenner	2	-3	-1.5	0	0
Team	396	1990	5.0	80t	18
Opponents	439	1922	4.4	76t	9

RECEIVING

	No.	Yds	Avg	Long	TD
L.Fitzgerald	75	804	10.7	54	4
C.Kirk	68	709	10.4	69t	3
D.Johnson	36	370	10.3	31	4
D.Byrd	32	359	11.2	58	1
K.Drake	28	171	6.1	21	0
P.Cooper	25	243	9.7	28	1
K.Johnson	21	187	8.9	31	1
C.Clary	18	237	13.2	47	1
M.Williams	15	202	13.5	28	1
C.Edmonds	12	105	8.8	31	1
A.Isabella	9	189	21.0	88t	1
D.Arnold	6	102	17.0	37	2
T.Sherfield	4	80	20.0	38	0
M.Crabtree	4	22	5.5	9	0
Z.Zenner	1	13	13.0	13	0
D.Daniels	1	4	4.0	4	0
Team	355	3797	10.7	88t	20
Opponents	421	4785	11.4	57	38

INTERCEPTIONS

	No.	Yds	Avg	Long	TD
J.Hicks	3	64	21.3	48	0
P.Peterson	2	0	0.0	0	0
J.Thompson	1	18	18.0	18	0
B.Murphy	1	0	0.0	0	0
Team	7	82	11.7	48	0
Opponents	12	131	10.9	31t	2

PUNT RETURNS

	Ret	FC	Yds	Avg	Long	TD
P.Cooper	17	14	129	7.6	29	0
C.Kirk	7	6	39	5.6	20	0
Team	24	20	168	7.0	29	0
Opponents	35	16	284	8.1	85t	1

KICKOFF RETURNS

	No.	Yds	Avg	Long	TD
P.Cooper	25	561	22.4	39	0
A.Isabella	5	105	21.0	32	0
D.Byrd	4	59	14.8	23	0
D.Johnson	1	24	24.0	24	0
T.Sherfield	1	15	15.0	15	0
Team	36	764	21.2	39	0
Opponents	36	743	20.6	52	0

PUNTING

	No	Yds	Avg	Net	TB	In	Lg	B
A.Lee	61	2913	47.8	41.2	4	21	64	1
R.Winslow	6	291	48.5	44.2	1	2	55	0
Z.Gonzalez	2	84	42.0	42.0	0	0	44	0
Team	70	3288	47.0	41.5	5	23	64	1
Opponents	58	2523	43.5	40.3	1	24	69	0

FIELD GOALS

	1-19	20-29	30-39	40-49	50+
Z.Gonzalez	0/0	12/12	12/13	5/8	2/2
Team	0/0	12/12	12/13	5/8	2/2
Opponents	0/0	8/8	9/10	7/11	3/3

USUAL STARTING LINEUP

Offense	Defense
WR ... Larry Fitzgerald	DE ... Rodney Gunter
LT ... D.J. Humphries	NT ... Corey Peters
LG ... Justin Pugh	DE ... Jonathan Bullard
C ... A.Q. Shipley	SAM ... Chandler Jones
RG ... J.R. Sweezy	ILB ... Jordan Hicks
WR ... Justin Murray	ILB ... Joe Walker
RT ... Christian Kirk	WILL ... Terrell Shivers
TE ... Charles Clark	CB ... Patrick Peterson
TE ... Max Williams	CB ... Byron Murphy Jr.
QB ... Kyler Murray	SS ... Jalen Thompson
RB ... Kenyan Drake	FS ... Budda Baker

NOTES

Under first-year NFL head coach **Kliff Kingsbury**, the Cardinals improved dramatically from the 2018 season with a 60.4% increase in points scored and a 91.7% jump in the number of scoring drives in 2019 ... established a single-season franchise record and ranked second in the NFL with a 5.03-yard rushing average ... had a top-10 rushing attack that gained 1,990 yards, the team's highest mark since 1998 (2,027 yards) ... scored 25 or more points in nine games, gained at least 400 net yards four times and did not commit a turnover in a franchise-record seven contests ... ranked top-10 in the NFL over the season's final four games by allowing 5.1 yards per play (eighth), two rushing TDs (fifth) and 205.0 passing yards per game (eighth) ... claimed its eighth win at CenturyLink Field, the most by any visiting team, with a 27-13 victory over the Seahawks in Week 16 ... **Larry Fitzgerald** passed Hall of Famer Tony Gonzalez for second on the NFL's all-time receptions list, finishing the season ranked second in league history in both receptions (1,378) and receiving yards (17,083) ... capped his 16th season with his franchise-record 250th career game in the season finale, becoming the 13th NFL player and first WR to play at 25 games with one team ... **Kyler Murray** earned Associated Press NFL Offensive Rookie of the Year, Pro Bowl alternate status and PFWA All-Rookie team honors ... established franchise rookie records for passing yards (3,772), TD passes (20), completions (349), pass attempts (542) and completion percentage (64.4) ... became the sixth NFL QB and second rookie (Cam Newton) with 3,500+ passing yards and 500+ rushing yards ... **Chandler Jones** received first-team All-Pro and Pro Bowl accolades with a single-season franchise-record 19.0 sacks (second in NFL), eight forced fumbles (tied for first) and seven strip-sacks (first) ... joined Robert Mathis (19.5 sacks) and 10 forced fumbles in 2013) as the only NFL players with at least 19.0 sacks and eight forced fumbles in a season ... **Budda Baker** was selected to the Pro Bowl after leading all NFL DBs with 147 tackles (fourth overall), including a league-high 104 solo tackles ... **Kenyan Drake** led the team with 643 rushing yards and eight rushing TDs after joining the Cardinals in a Week 8 trade with the Dolphins ... had more 100-yard rushing performances in eight games with Arizona (three) than in 54 games with Miami (two) ... **Jordan Hicks** played all 1,132 defensive snaps, which led the league, and ranked third in the NFL with a career and team-high 150 tackles ... had at least 10 tackles in nine games, which tied for the league lead ... **Zane Gonzalez**, a Pro Bowl alternate, ranked fourth in the NFL with 31 made FGs and 127 total points, which rank third and tied for third in team history, respectively ... **D.J. Humphries**, **Justin Pugh**, **A.Q. Shipley** and **J.R. Sweezy** started all 16 games, marking the first time Arizona had four offensive linemen start every game since 2014 ... for the 14th consecutive season, the team sold out every home game, bringing the streak to 144 consecutive sellouts at State Farm Stadium dating back to 2006.

FINAL NFC WEST STANDINGS

Team	W	L	T	Pct.	Pts.	OP
San Francisco	13	3	0	.813	479	310
Seattle	11	5	0	.688	405	398
Los Angeles	9	7	0	.563	394	364
Arizona	5	10	1	.344	361	442



PRESEASON RESULTS

1946 (2-0)

Sept. 8	At Newark Bears	W	48-6	10,800
Sept. 13	Greensboro Generals	W	47-0	5,000

1947 (3-0)

Sept. 5	Philadelphia (At Buffalo, N.Y.)	W	38-21	16,282
Sept. 10	N.Y. Giants	W	52-21	39,850
Sept. 19	Boston Yanks (At Dallas, Tex.)	W	7-3	16,000

1948 (4-0)

Aug. 20	College All-Stars (At Chicago-Soldier Field)	W	28-0	101,220
Sept. 6	Washington (At Denver, Colo.)	W	46-20	17,782
Sept. 10	At Philadelphia	W	23-9	65,000
Sept. 19	Pittsburgh (At Chicago-Wrigley Field)	W	35-14	16,834

1949 (4-1)

Aug. 29	Philadelphia	L	14-51	36,236
Sept. 2	N.Y. Bulldogs (At Allentown, Pa.)	W	24-21	8,316
Sept. 10	Washington (At Birmingham, Ala.)	W	24-10	25,000
Sept. 14	At Pittsburgh	W	30-7	17,983
Sept. 18	Wilkes-Barre Barons (At Pittston, Pa.)	W	49-6	3,519

1950 (1-5)

Aug. 16	At Green Bay	L	14-17	20,136
Aug. 19	N.Y. Yanks (At Des Moines, Ia.)	L	10-23	12,000
Aug. 23	At L.A. Rams	L	31-34	16,919
Aug. 26	Washington (At Denver, Colo.)	L	7-31	17,302
Sept. 1	San Francisco	W	28-21	29,207
Sept. 9	Detroit (Birmingham, Ala.)	L	16-24	15,000

1951 (2-3)

Aug. 25	At Green Bay	L	14-17	16,168
Aug. 31	N.Y. Yanks	W	28-7	20,165
Sept. 8	L.A. Rams (At Salt Lake City, Utah)	W	36-21	18,000
Sept. 15	Detroit (At San Antonio, Tex.)	L	7-21	19,510
Sept. 23	San Francisco (At Omaha, Neb.)	L	17-37	10,000

1952 (3-3)

Aug. 18	Detroit (At Amarillo, Tex.)	L	13-28	10,500
Aug. 24	At San Francisco	L	14-38	34,109
Aug. 30	L.A. Rams (At Portland, Ore.)	L	14-24	30,000
Sept. 7	Green Bay	W	38-7	15,497
Sept. 13	Camp Polk (At Camp Polk, La.)	W	66-7	6,000
Sept. 20	Dallas Texans (At Houston, Tex.)	W	10-0	12,500

1953 (2-2-1)

Aug. 22	Baltimore Colts (At Lubbock, Tex.)	L	7-10	3,000
Aug. 29	Green Bay (At Spokane, Wash.)	W	13-7	17,000
Sept. 7	L.A. Rams (At Portland, Ore.)	W	23-10	26,210
Sept. 13	At San Francisco	T	14-14	22,736
Sept. 20	At Chicago Bears	L	13-14	25,840

1954 (2-5)

Aug. 14	Green Bay (At Minneapolis, Minn.)	W	27-10	21,000
Aug. 18	Chicago Bears (At Chattanooga, Tenn.)	W	19-0	12,000

Aug. 21	N.Y. Giants (At Spokane, Wash.)	L	0-30	10,000
Aug. 29	At San Francisco	L	7-42	24,559
Sept. 4	L.A. Rams (At Portland, Ore.)	L	17-51	19,295
Sept. 11	Philadelphia (At St. Louis, Mo.)	L	0-30	10,000
Sept. 15	Baltimore Colts	L	2-20	18,581

1955 (1-4)

Aug. 20	Chicago Bears (At Jacksonville, Fla.)	W	21-6	24,000
Aug. 28	Detroit	L	16-17	12,621
Sept. 4	At San Francisco	L	7-43	33,579

1956 (1-5)

Aug. 18	Chicago Bears (At Jacksonville, Fla.)	L	7-31	22,000
Aug. 25	Detroit (At Mobile, Ala.)	W	20-17	20,000
Sept. 2	At San Francisco	L	13-14	28,758
Sept. 7	At L.A. Rams	L	21-69	35,855
Sept. 15	Green Bay (At St. Louis, Mo.)	L	20-21	31,454
Sept. 23	N.Y. Giants (At Memphis, Tenn.)	L	7-42	Unknown

1957 (1-5)

Aug. 16	Green Bay (At Miami, Fla.)	L	16-20	20,820
Aug. 24	Green Bay (At Austin, Tex.)	L	14-17	20,000
Aug. 31	L.A. Rams (At Portland, Ore.)	L	21-63	21,108
Sept. 7	San Francisco (At Seattle, Wash.)	L	21-27	28,000
Sept. 15	Baltimore Colts (At Louisville, Ky.)	L	9-27	17,216
Sept. 21	Baltimore Colts (At St. Louis, Mo.)	W	27-21	21,182

1958 (2-3-1)

Aug. 17	Chicago Bears (At Buffalo, N.Y.)	L	7-10	15,000
Aug. 23	Baltimore Colts (At Austin, Tex.)	T	31-31	14,000
Aug. 31	At San Francisco	L	31-55	23,997
Sept. 6	L.A. Rams (At Seattle, Wash.)	W	27-26	31,500
Sept. 12	Pittsburgh (At St. Louis, Mo.)	L	31-55	25,302
Sept. 21	Green Bay (At Minneapolis, Minn.)	W	31-24	18,520

1959 (4-3)

Aug. 5	At Toronto Argonauts	W	55-27	27,152
Aug. 15	Detroit (At Norman, Okla.)	L	19-21	40,000
Aug. 22	Pittsburgh	W	21-10	15,000
Aug. 29	At L.A. Rams	L	21-34	52,013
Sept. 5	San Francisco (At Seattle, Wash.)	W	27-24	23,000
Sept. 11	Pittsburgh (At St. Louis, Mo.)	L	13-21	30,055
Sept. 20	Baltimore Colts (At Louisville, Ky.)	W	31-17	16,671

1960 (4-2)

Aug. 13	Dallas (At San Antonio, Tex.)	W	20-13	14,000
Aug. 20	Detroit (At Toledo, Ohio)	L	21-24	8,036
Aug. 26	Baltimore (At Charleston, S.C.)	W	31-21	14,000
Sept. 5	At Green Bay	L	14-35	20,668
Sept. 9	Philadelphia	W	35-14	23,666
Sept. 18	At San Francisco	W	24-17	13,021



1961 (1-4)

Aug. 2	At Toronto (Vs. CFL Argonauts)	W	36-7	24,376
Aug. 18	Green Bay	L	10-31	31,056
Aug. 26	Pittsburgh (At Jacksonville, Fla.)	L	14-24	13,090
Sept. 1	At Detroit	L	7-20	12,621
Sept. 9	Philadelphia (At Hershey, Pa.)	L	0-27	13,392

1962 (1-3-1)

Aug. 11	N.Y. Giants (At Canton, Ohio)	T	21-21	15,000
Aug. 18	Green Bay (At Jacksonville, Fla.)	L	14-21	21,622
Aug. 25	At Minnesota	W	24-21	15,500
Sept. 1	Detroit (At Omaha, Neb.)	L	14-19	13,319
Sept. 7	Detroit	L	0-14	32,439

1963 (2-2)

Aug. 16	San Francisco (At Salt Lake City, Utah)	W	24-22	19,038
Aug. 24	Detroit (At Omaha, Neb.)	L	17-22	14,400
Aug. 31	At Chicago Bears	W	17-14	60,884
Sept. 6	Minnesota	L	0-35	30,842

1964 (3-2)

Aug. 8	Green Bay (At New Orleans, La.)	W	20-7	63,000
Aug. 15	Minnesota (At Atlanta, Ga.)	L	10-24	10,500
Aug. 21	Baltimore	W	30-21	32,069
Aug. 28	At Chicago Bears	W	7-3	50,173
Sept. 5	Washington (At Norfolk, Va.)	L	10-17	20,642

1965 (1-3-1)

Aug. 14	Baltimore (At New Orleans, La.)	L	10-22	75,229
Aug. 21	Washington (At Richmond, Va.)	L	7-13	19,000
Aug. 27	San Francisco	T	17-17	29,831
Sept. 3	At Chicago Bears	W	25-3	52,648
Sept. 11	At Green Bay	L	13-31	50,858

1966 (2-3)

Aug. 6	Atlanta	W	20-10	34,303
Aug. 11	At Detroit	W	28-14	24,011
Aug. 19	Baltimore	L	7-33	28,304
Aug. 27	At L.A. Rams	L	14-32	33,172
Sept. 2	At Chicago Bears	L	20-22	58,620

1967 (1-4)

Aug. 12	New Orleans (At Shreveport, La.)	L	14-23	28,500
Aug. 21	Baltimore	W	9-5	34,054
Aug. 26	Pittsburgh (At Nashville, Tenn.)	L	13-24	10,376
Sept. 1	At Chicago Bears	L	14-42	41,079
Sept. 8	Detroit	L	7-21	18,083

1968 (3-2)

Aug. 9	Pittsburgh	W	24-7	26,811
Aug. 17	At Kansas City	L	10-13	47,462
Aug. 25	N.Y. Giants (At New Haven, Conn.)	W	18-10	53,776
Sept. 1	Minnesota	W	31-28	25,233
Sept. 6	At Chicago Bears	L	17-19	59,681

1969 (4-2)

Aug. 9	N.Y. Jets	W	13-6	50,372
Aug. 16	Pittsburgh (At Norfolk, Va.)	W	27-13	13,815
Aug. 23	Minnesota (At Memphis, Tenn.)	L	13-41	34,416
Aug. 29	Kansas City	L	21-31	48,006
Sept. 7	At San Francisco	W	21-10	32,506
Sept. 21	At Chicago Bears	W	37-31	61,227

1970 (3-2)

Aug. 15	At Denver	L	16-26	36,327
Aug. 22	Cincinnati	W	41-20	15,864
Aug. 29	Chicago Bears	W	24-3	38,888
Sept. 5	San Diego (At Cleveland, Ohio)	L	27-38	83,043
Sept. 12	Kansas City	W	34-24	50,661

1971 (2-2-1)

Aug. 14	Houston	W	16-14	40,993
Aug. 21	At Washington	L	13-20	40,228
Aug. 28	At Cincinnati	L	21-22	55,493
Sept. 4	At Kansas City	T	17-17	36,743
Sept. 10	Cleveland	W	27-13	46,171

1972 (4-2)

Aug. 4	At Buffalo	W	27-10	38,338
Aug. 12	At Kansas City	L	14-24	78,190
Aug. 19	Denver	W	17-13	34,506
Aug. 24	At Houston	L	24-33	38,596
Sept. 2	At Green Bay	W	31-10	56,263
Sept. 9	Chicago Bears	W	33-14	48,112

1973 (2-3)

Aug. 11	At San Diego	W	17-13	40,447
Aug. 18	At Denver	L	17-38	39,088
Aug. 25	N.Y. Jets	W	13-10	41,040
Sept. 1	At Chicago Bears	L	20-31	55,701
Sept. 7	Kansas City	L	7-16	49,486

1974 (3-4)

July 27	Buffalo (At Canton, Ohio)	W	17-13	17,286
Aug. 3	Chicago (At Champaign, Ill.)	W	10-0	12,877
Aug. 10	Green Bay (At Milwaukee, Wis.)	L	0-13	43,000
Aug. 17	San Diego, (At Seattle, Wash.)	W	48-14	5,383
Aug. 23	N.Y. Jets	L	7-20	39,643
Aug. 31	Minnesota	L	10-14	38,040
Sept. 6	At Kansas City	L	16-31	46,067

1975 (3-3)

Aug. 9	At Kansas City	W	10-3	40,081
Aug. 16	N.Y. Jets	L	13-14	41,265
Aug. 23	Chicago (At Champaign, Ill.)	L	13-14	19,127
Aug. 30	San Diego	W	14-9	37,468
Sept. 6	At Minnesota	W	13-6	46,975
Sept. 14	At Denver	L	17-21	45,631

1976 (4-2)

July 31	N.Y. Jets	W	13-12	16,168
Aug. 7	Oakland (At Tempe, Ariz.)	L	9-20	33,216
Aug. 16	San Diego (At Tokyo)	W	20-10	38,000
Aug. 21	At Chicago Bears	W	20-14	55,755
Aug. 28	Denver	L	17-21	39,808
Sept. 3	Kansas City	W	31-14	42,997

1977 (1-5)

Aug. 6	Atlanta	L	0-3	24,667
Aug. 13	At Denver	L	7-15	44,001
Aug. 19	At Cleveland	L	10-19	31,308
Aug. 27	Cincinnati	L	9-33	44,876
Sept. 2	Chicago Bears	W	23-14	45,074
Sept. 10	At Kansas City	L	20-37	38,480

1978 (2-2)

Aug. 5	At Miami	L	7-28	46,657
Aug. 12	At Chicago Bears	W	26-14	52,732
Aug. 19	At Green Bay	L	17-23	50,423
Aug. 26	At Kansas City	W	12-7	40,884

1979 (2-2)

Aug. 2	At Houston	L	7-9	46,252
Aug. 9	Atlanta	W	42-17	39,705
Aug. 18	At Kansas City	L	3-20	43,214
Aug. 25	Chicago Bears	W	10-7	43,541

**1980 (2-2)**

Aug. 9	At New Orleans	L	13-17	57,923
Aug. 16	At Tampa Bay	W	21-14	68,384
Aug. 23	Kansas City	L	10-20	41,687
Aug. 30	At Chicago Bears	W	21-13	56,866

1981 (3-1)

Aug. 8	At San Diego	W	12-10	49,234
Aug. 14	At Seattle	W	30-21	55,520
Aug. 22	At Kansas City	W	16-3	42,550
Aug. 29	Chicago Bears	L	27-31	48,793

1982 (1-3)

Aug. 13	At Seattle	L	0-14	55,525
Aug. 21	At San Francisco	L	13-16	51,931
Aug. 28	At Chicago Bears	W	10-3	62,078
Sept. 4	Kansas City	L	6-10	39,926

1983 (1-3)

Aug. 6	Minnesota (At London)	L	10-28	32,847
Aug. 13	Chicago Bears (OT)	W	27-24	31,375
Aug. 20	At Kansas City	L	16-17	34,070
Aug. 27	Green Bay	L	27-39	33,041

1984 (3-1)

Aug. 4	At Chicago Bears	W	19-10	34,399
Aug. 10	Kansas City	W	14-10	30,223
Aug. 17	At Seattle	L	7-17	53,772
Aug. 24	Minnesota	W	31-0	31,210

1985 (2-2)

Aug. 9	Chicago Bears	W	10-3	36,305
Aug. 15	At L.A. Rams	L	7-39	40,518
Aug. 23	Pittsburgh	W	14-6	36,237
Aug. 31	At Kansas City	L	13-17	38,618

1986 (2-3)

Aug. 2	New England (At Canton, OH)	L	16-21	22,739
Aug. 9	At Tampa Bay	W	26-10	31,550
Aug. 16	Kansas City	L	26-27	30,305
Aug. 23	At Chicago Bears	W	14-7	66,030
Aug. 29	At San Diego	L	17-24	44,744

1987 (2-2)

Aug. 15	At Cleveland	L	16-31	78,650
Aug. 22	Seattle	W	28-21	25,309
Aug. 31	At Chicago Bears	W	20-16	66,030
Sept. 6	Kansas City (OT)	L	10-13	62,353

(At Memphis, Tenn.)

1988 (1-3)

Aug. 4	At Seattle	L	7-21	54,778
Aug. 12	New Orleans*	L	28-33	51,987
Aug. 21	Minnesota (OT)	L	16-19	46,249
Aug. 25	At Kansas City	W	41-21	36,883

*First game in Arizona as Phoenix Cardinals

1989 (1-3)

Aug. 11	Seattle	L	10-16	37,158
Aug. 21	At L.A. Rams	L	20-23	39,666
Aug. 26	Cleveland	W	21-7	36,667
Sept. 1	At San Diego	L	20-21	41,453

1990 (0-4)

Aug. 11	Seattle	L	9-34	31,316
Aug. 18	Chicago	L	9-17	42,016
Aug. 25	At L.A. Rams	L	7-27	44,134
Aug. 31	At Denver	L	14-25	71,082

1991 (4-0)

Aug. 3	At Seattle	W	31-13	49,448
Aug. 11	At Chicago	W	12-10	55,513
Aug. 17	New England	W	46-0	51,070
Aug. 23	Denver	W	34-10	38,372

1992 (3-1)

Aug. 8	San Diego	W	35-14	28,298
Aug. 15	Chicago	W	20-17	47,026
Aug. 22	At Seattle	L	10-17	51,007
Aug. 26	At Denver	W	21-17	66,743

1993 (3-1)

Aug. 7	L.A. Rams	W	24-13	36,803
Aug. 14	At Chicago	W	11-10	51,748
Aug. 21	At San Diego	L	3-10	52,309
Aug. 27	Denver	W	34-9	44,207

1994 (1-3)

Aug. 5	San Francisco	W	17-7	61,619
Aug. 13	Chicago	L	0-16	52,502
Aug. 19	At Detroit	L	16-24	40,657
Aug. 25	At Denver	L	21-30	70,075

1995 (3-1)

Aug. 5	At Houston	W	16-13	39,899
Aug. 11	Kansas City	W	22-17	37,622
Aug. 20	At Chicago	W	17-16	52,116
Aug. 25	Cleveland	L	17-31	40,903

1996 (1-3)

Aug. 2	Oakland	L	3-26	36,869
Aug. 10	Cincinnati	W	13-10	22,490
Aug. 17	At San Diego	L	10-32	49,442
Aug. 23	At Atlanta	L	30-31	29,306

1997 (1-3)

Aug. 2	At Seattle	L	6-34	49,445
Aug. 8	At St. Louis	L	0-12	56,799
Aug. 17	At Chicago	L	10-22	22,331
Aug. 22	Oakland	W	15-13	30,584

1998 (2-2)

Aug. 7	At Detroit (OT)	L	10-13	46,331
Aug. 14	Chicago	W	27-24	30,983
Aug. 22	Seattle	L	24-31	32,683
Aug. 29	At Oakland	W	21-14	31,858

1999 (1-3)

Aug. 14	At Denver	L	7-38	67,941
Aug. 20	Tennessee	W	27-17	39,641
Aug. 28	At Seattle	L	7-41	66,277
Sept. 3	Oakland	L	7-43	42,076

2000 (1-3)

Aug. 5	Denver	L	17-31	37,781
Aug. 12	Seattle	W	21-3	34,774
Aug. 18	At Minnesota	L	17-35	63,563
Aug. 25	At San Diego	L	20-24	42,403

2001 (3-1)

Aug. 11	Oakland	L	7-10	33,482
Aug. 18	At Seattle (OT)	W	16-13	47,553
Aug. 25	At Chicago	W	24-20	66,944
Aug. 31	San Diego	W	16-3	27,301

2002 (3-1)

Aug. 10	At San Diego	W	24-17	39,537
Aug. 17	Green Bay	L	21-29	35,716
Aug. 24	Denver	L	13-19	26,736
Aug. 29	At Oakland	L	3-31	35,738

2003 (4-0)

Aug. 9	Dallas	W	13-0	23,838
Aug. 16	At San Diego	W	16-10	41,267
Aug. 22	Chicago	W	27-17	22,968
Aug. 28	At Minnesota	W	31-27	63,473

2004 (1-3)

Aug. 15	At Minnesota	L	6-23	63,658
Aug. 21	San Diego	L	13-38	23,654
Aug. 28	Oakland	L	16-17	35,070
Sept. 2	At Denver	W	33-21	71,986

2005 (3-1)

Aug. 13	Dallas	W	13-11	36,787
Aug. 20	At Kansas City	W	24-17	76,173
Aug. 26	At Oakland	W	17-16	36,408
Sept. 2	Denver	L	21-30	40,888

2006 (2-2)

Aug. 12	Pittsburgh	W	21-13	63,400
Aug. 19	At New England	L	3-30	68,756
Aug. 25	At Chicago	W	23-16	60,828
Aug. 31	Denver	L	23-29	62,937



2007 (0-4)

Aug. 11	At Oakland	L	23-27	39,911
Aug. 18	Houston	L	20-33	64,405
Aug. 25	San Diego	L	31-33	64,216
Aug. 30	At Denver	L	3-21	73,282

2008 (2-2)

Aug. 7	New Orleans	L	10-24	63,109
Aug. 16	At Kansas City	W	27-17	70,203
Aug. 23	At Oakland	W	24-0	39,331
Aug. 29	Denver	L	14-28	63,215

2009 (0-4)

Aug. 13	At Pittsburgh	L	10-20	58,330
Aug. 22	San Diego	L	6-17	61,681
Aug. 28	Green Bay	L	37-44	61,753
Sept. 3	At Denver	L	0-19	72,088

2010 (3-1)

Aug. 14	Houston	W	19-16	61,489
Aug. 23	At Tennessee	L	10-24	69,143
Aug. 28	At Chicago	W	14-9	60,834
Sept. 2	Washington	W	20-10	61,509

2011 (2-2)

Aug. 11	At Oakland	W	24-18	25,699
Aug. 23	At Green Bay	L	20-28	67,688
Aug. 27	San Diego	L	31-34	60,041
Sept. 1	Denver	W	26-7	59,910

2012 (1-4)

Aug. 5	New Orleans (At Canton, Ohio)	L	10-17	18,100
Aug. 10	At Kansas City	L	17-27	64,212
Aug. 17	Oakland	W	31-27	59,605
Aug. 23	At Tennessee	L	27-32	69,143
Aug. 30	Denver	L	13-16	59,773

2013 (3-1)

Aug. 9	At Green Bay	W	17-0	73,738
Aug. 17	Dallas	W	12-7	59,698
Aug. 24	San Diego	L	7-24	59,773
Aug. 29	At Denver	W	32-24	75,465

2014 (1-3)

Aug. 9	Houston	W	32-0	60,540
Aug. 16	At Minnesota	L	28-30	51,763
Aug. 24	Cincinnati	L	13-19	60,580
Aug. 28	At San Diego	L	9-12	51,489

2015 (2-2)

Aug. 15	Kansas City	L	19-34	62,313
Aug. 22	San Diego	L	19-22	62,295
Aug. 30	At Oakland	W	30-23	50,500
Sept. 3	At Denver	W	22-20	75,032

2016 (1-3)

Aug. 12	Oakland	L	10-31	64,853
Aug. 19	At San Diego	L	3-19	46,524
Aug. 28	At Houston	L	24-34	71,515
Sept. 1	Denver	W	38-17	64,551

2017 (2-3)

Aug. 3	Dallas (At Canton, Ohio)	L	18-20	21,126
Aug. 12	Oakland	W	20-10	64,183
Aug. 19	Chicago	L	23-24	64,016
Aug. 26	At Atlanta	W	24-14	70,237
Aug. 31	At Denver	L	2-30	75,347

2018 (3-1)

Aug. 11	L.A. Chargers	W	24-17	61,328
Aug. 17	At New Orleans	W	20-15	73,065
Aug. 26	At Dallas	W	27-3	85,546
Aug. 30	Denver	L	10-21	61,661

2019 (1-3)

Aug. 8	L.A. Chargers	W	17-13	60,146
Aug. 15	Oakland	L	26-33	60,221
Aug. 24	At Minnesota	L	9-20	66,698
Aug. 29	At Denver	L	7-20	72,328

PRESEASON RESULTS (1970-19)

Since 1970 • Team-By-Team

Opponent	W	L	T	Last Meeting	Opponent	W	L	T	Last Meeting	Opponent	W	L	T	Last Meeting	Opponent	W	L	T	Last Meeting
Atlanta	2	2	0	2017	Detroit	0	2	0	1998	New England	1	2	0	2006	Seattle	5	9	0	2001
Buffalo	2	0	0	1974	Green Bay	2	6	0	2013	New Orleans	1	4	0	2018	Tampa Bay	2	0	0	1986
Chicago	22	7	0	2017	Houston	2	2	0	2016	New York Jets	2	2	0	1976	Tennessee/Houston	3	4	0	2012
Cincinnati	2	3	0	2014	Kansas City	10	13	1	2015	Oakland	8	9	0	2019	Washington	2	0	0	2010
Cleveland	2	3	0	1995	L.A./St. Louis	1	4	0	1997	Pittsburgh	2	1	0	2009					
Dallas	4	1	0	2018	Miami	0	1	0	1978	San Diego/L.A.	11	14	0	2019					
Denver	9	19	0	2019	Minnesota	3	7	0	2019	San Francisco	1	1	0	1994					

STEVE SCHOENFELD MEMORIAL PRESS BOX



The press box at State Farm Stadium is named in honor of Steve Schoenfeld, who covered the team and the NFL for The Arizona Republic from 1988 until 2000 when he was killed by a hit-and-run driver.

Schoenfeld worked in Tulsa and Dallas before coming to Arizona and spent the last few months of his life covering the NFL for CBS SportsLine. A tough, but fair, reporter and an eloquent writer, he was president of the Pro Football Writers Association from 1997-99, and his untimely death stunned the league.

Steve was a loving family man as well. He was devoted to his wife, Robin, and was a loving son, brother and uncle. He cared deeply about his friends, and he seemed to have thousands of them.

Said Republic colleague and current sports columnist Kent Somers, "Steve never met a stranger. He not only knew everyone, he had phone numbers for them, too – and didn't hesitate to call them. It's fitting the press box is named in honor of Steve, because to him there was no better place to be on a Sunday afternoon."





TEAM-BY-TEAM RESULTS

ATLANTA FALCONS
(17-15)

1966	Falcons	A	16-10
1968	Cardinals	H	17-12
1971	Cardinals	A	26-9
1973	Cardinals	A	32-10
1975	Cardinals	H	23-20
1978	Cardinals	H	42-21
1980	Falcons (OT)	H	33-27
1981	Falcons	A	41-20
1982	Cardinals	A	23-20
1986	Falcons	A	33-13
1987	Cardinals	A	34-21
1989	Cardinals	H	34-20
1990	Cardinals	A	24-13
1991	Cardinals	H	16-10
1992	Falcons	A	20-17
1993	Cardinals	A	27-10
1994	Falcons	A	10-6
1995	Cardinals (OT)	H	40-37
1997	Cardinals	H	29-26
1999	Falcons	A	37-14
2001	Falcons	H	34-14
2004	Falcons	A	6-3
2006	Falcons	A	32-10
2007	Cardinals (OT)	H	30-27
2008	Cardinals	H	*30-24
2010	Falcons	A	41-7
2012	Falcons	A	23-19
2013	Cardinals	H	27-13
2014	Falcons	A	29-18
2016	Falcons	A	38-19
2018	Falcons	A	40-14
2019	Cardinals	H	34-33

*Wild Card Playoff

BALTIMORE RAVENS
(2-5)

1997	Cardinals	A	16-13
2000	Ravens	H	13-7
2003	Ravens	H	26-18
2007	Ravens	A	26-23
2011	Ravens	A	30-27
2015	Cardinals	H	26-18
2019	Ravens	A	23-17

BUFFALO BILLS
(4-7)

1971	Cardinals	A	28-23
1975	Bills	H	32-14
1981	Cardinals	H	24-0
1984	Cardinals	H	37-7
1986	Bills	A	17-10
1990	Bills	A	45-14
1999	Bills	H	31-21
2004	Bills	A	38-14
2008	Cardinals	H	41-17
2012	Bills (OT)	H	19-16
2016	Bills	A	33-18

CAROLINA PANTHERS
(5-12)

1995	Panthers	A	27-7
2001	Cardinals	A	30-7
2002	Cardinals	A	16-13
2003	Panthers	H	20-17
2004	Panthers	A	35-10
2005	Panthers	H	24-20
2007	Panthers	H	25-10
2008	Panthers	A	27-23

2008	Cardinals	A	*33-13
2009	Panthers	H	34-21
2010	Panthers	A	19-12
2011	Cardinals	H	28-21
2013	Cardinals	H	22-6
2014	Panthers	A	*27-16
2015	Panthers	A	*49-15
2016	Panthers	A	30-20
2019	Panthers	H	38-20

*Postseason Game

CHICAGO BEARS
(28-57-6)

1920	Cardinals	A	7-6
	Bears	H	10-0
1921	Tie	H	0-0
1922	Cardinals	H	6-0
	Cardinals	A	9-0
1923	Bears	A	3-0
1924	Bears	A	6-0
	Bears	H	21-0
1925	Cardinals	H	9-0
	Tie	A	0-0
1926	Bears	H	16-0
	Bears	A	10-0
	Tie	A	0-0
1927	Bears	H	9-0
	Cardinals	A	3-0
1928	Bears	H	15-0
	Bears	A	34-0
1929	Tie	A	0-0
	Cardinals	H	40-6
1930	Bears	H	32-6
	Bears	A	6-0
1931	Bears	A	26-13
	Bears	H	18-7
1932	Tie	A	0-0
	Bears	H	34-0
1933	Bears	H	12-9
	Bears	A	22-6
1934	Bears	A	20-0
	Bears	A	17-6
1935	Tie	A	7-7
	Bears	H	13-0
1936	Bears	A	7-3
	Cardinals	H	14-7
1937	Bears	A	16-7
	Bears	H	42-28
1938	Bears	H	16-13
	Bears	A	34-28
1938	Bears	A	44-7
	Bears	H	48-7
1940	Cardinals	H	21-7
	Bears	A	31-23
1941	Bears	A	53-7
	Bears	H	34-24
1942	Bears	A	41-14
	Bears	H	21-7
1943	Bears	A	20-0
	Bears	H	35-24
1945	Cardinals	A	16-7
	Bears	H	28-20
1946	Bears	H	34-17
	Cardinals	A	35-28
1947	Cardinals	H	31-7
	Cardinals	A	30-21
1948	Bears	H	28-17
	Cardinals	A	24-21
1949	Bears	H	17-7
	Bears	A	52-21
1950	Bears	A	27-6
	Cardinals	H	20-10
1951	Cardinals	H	28-14
	Cardinals	A	24-14
1952	Cardinals	H	21-10
	Bears	A	10-7
1953	Cardinals	A	24-17

1954	Bears	H	29-7
1955	Cardinals	H	53-14
1956	Bears	A	10-3
1957	Bears	H	14-6
1958	Bears	A	30-14
1959	Bears	H	31-7
1965	Bears	A	34-13
1966	Cardinals	H	24-17
1967	Bears	A	30-3
1969	Cardinals	H	20-17
1972	Bears	H	27-10
1975	Cardinals	A	34-20
1977	Cardinals	H	16-13
1978	Bears	A	17-10
1979	Bears	A	42-6
1982	Cardinals	A	10-7
1984	Cardinals	H	38-21
1990	Bears	H	31-21
1994	Bears (OT)	H	19-16
1998	Cardinals	H	20-7
2001	Bears	A	20-13
2003	Bears	A	28-3
2006	Bears	H	24-23
2009	Cardinals	A	41-21
2012	Bears	H	28-13
2015	Cardinals	A	48-23
2018	Bears	H	16-14

CINCINNATI BENGALS
(6-6)

1973	Bengals	A	42-24
1979	Bengals	A	34-28
1985	Cardinals	H	41-27
1988	Bengals	A	21-14
1994	Cardinals	H	28-7
1997	Bengals	A	24-21
2000	Bengals	A	24-13
2003	Cardinals	H	17-14
2007	Cardinals	A	35-27
2011	Bengals	A	23-16
2015	Cardinals	H	34-31
2019	Cardinals	A	26-23

CLEVELAND BROWNS
(15-33-3)

1950	Browns	A	34-24
	Browns	H	10-7
1951	Browns	H	34-17
	Browns	A	49-28
1952	Browns	A	28-13
	Browns	H	10-0
1953	Browns	H	27-7
	Browns	A	27-16
1954	Browns	A	31-7
	Browns	H	35-3
1955	Browns	H	26-20
	Browns	A	35-24
1956	Cardinals	H	9-7
	Cardinals	A	24-7
1957	Browns	H	17-7
	Browns	A	31-0
1958	Browns	A	35-28
	Browns	H	38-24
1959	Browns	H	34-7
	Browns	A	17-7
1960	Browns	A	28-27
	Tie	H	17-17
1961	Browns	A	20-17
	Browns	H	21-10
1962	Browns	H	34-7
	Browns	A	38-14
1963	Cardinals	A	20-14
	Browns	H	24-10
1964	Tie	A	33-33
	Cardinals	H	28-19



ARIZONA CARDINALS

1965...	Cardinals	A	49-13
	Browns.	H	27-24
1966...	Cardinals	A	34-28
	Browns.	H	38-10
1967...	Browns.	A	20-16
	Browns.	H	20-16
1968...	Cardinals	A	27-21
	Cardinals	H	27-16
1969...	Tie	A	21-21
	Browns.	H	27-21
1974...	Cardinals	H	29-7
1979...	Browns.	H	38-20
1985...	Cardinals (OT)	A	27-24
1988...	Browns.	H	29-21
1994...	Browns.	A	32-0
2000...	Cardinals	H	29-21
2003...	Browns.	A	44-6
2007...	Cardinals	H	27-21
2011...	Cardinals (OT)	H	20-17
2015...	Cardinals	A	34-20
2019...	Cardinals	H	38-24



DALLAS COWBOYS (32-56-1)

1960...	Cardinals	H	12-10
1961...	Cardinals	A	31-17
	Cardinals	H	31-13
1962...	Cardinals	A	28-24
	Cardinals	H	52-20
1963...	Cardinals	A	34-7
	Cowboys.	H	28-24
1964...	Cardinals	A	16-6
	Cowboys.	H	31-13
1965...	Cardinals	H	20-13
	Cowboys.	A	27-13
1966...	Tie	H	10-10
	Cowboys.	A	31-17
1967...	Cowboys.	A	46-21
1968...	Cowboys.	H	27-10
1969...	Cowboys.	A	24-3
1970...	Cardinals	H	20-7
	Cardinals	A	38-0
1971...	Cowboys.	H	16-13
	Cowboys.	A	31-13
1972...	Cowboys.	A	33-24
	Cowboys.	H	27-6
1973...	Cowboys.	A	45-10
	Cowboys.	H	30-3
1974...	Cardinals	H	31-28
	Cowboys.	A	17-14
1975...	Cowboys (OT)	A	37-31
	Cardinals	H	31-17
1976...	Cardinals	H	21-17
	Cowboys.	A	19-14
1977...	Cowboys.	H	30-24
	Cardinals	A	24-17
1978...	Cowboys.	A	21-12
	Cowboys (OT)	H	24-21
1979...	Cowboys.	H	22-21
	Cowboys.	A	22-13
1980...	Cowboys.	H	27-24
	Cowboys.	A	31-21
1981...	Cowboys.	A	30-17
	Cardinals	H	20-17
1982...	Cowboys.	H	24-7
1983...	Cowboys.	H	34-17
	Cowboys.	A	35-14
1984...	Cardinals	A	31-20
	Cowboys.	H	24-17
1985...	Cardinals	H	21-10
	Cowboys.	A	35-17
1986...	Cowboys.	H	31-7
	Cowboys.	A	37-6
1987...	Cardinals	H	24-13
	Cowboys.	A	21-16
1988...	Cowboys.	H	*17-14
	Cardinals	A	16-10

1989...	Cardinals	A	19-10
	Cardinals	H	24-20
1990...	Cardinals	H	20-3
	Cowboys.	A	41-10
1991...	Cowboys.	H	17-9
	Cowboys.	A	27-7
1992...	Cowboys.	A	31-20
	Cowboys.	H	16-10
1993...	Cowboys.	H	17-10
	Cowboys.	A	20-15
1994...	Cowboys.	A	38-3
	Cowboys.	H	28-21
1995...	Cowboys.	A	34-20
	Cowboys.	H	37-13
1996...	Cowboys.	A	17-3
	Cowboys.	H	10-6
1997...	Cardinals (OT)	H	25-22
	Cowboys.	A	24-6
1998...	Cowboys.	A	38-10
	Cowboys.	H	35-28
	Cardinals	A	**20-7
1999...	Cowboys.	A	35-7
	Cardinals	H	13-9
2000...	Cardinals	H	32-31
	Cowboys.	A	48-7
2001...	Cowboys.	A	17-3
	Cardinals	H	17-10
2002...	Cardinals	H	9-6
2003...	Cowboys.	A	24-7
2005...	Cowboys.	A	34-13
2006...	Cowboys.	H	27-10
2008...	Cardinals (OT)	H	30-24
2010...	Cardinals	H	27-26
2011...	Cardinals (OT)	H	19-13
2014...	Cardinals	A	28-17
2017...	Cowboys.	H	28-17

*First regular-season game in Arizona

**Wild Card Playoff



DENVER BRONCOS (1-9-1)

1973...	Tie	H	17-17
1977...	Broncos	A	7-0
1989...	Broncos	H	37-0
1991...	Broncos	A	24-19
1995...	Broncos	A	38-6
2001...	Broncos	H	38-17
2002...	Broncos	A	37-7
2006...	Broncos	H	37-20
2010...	Cardinals	H	43-13
2014...	Broncos	A	41-20
2018...	Broncos	H	45-10



DETROIT LIONS (28-33-6)

1930...	Tie	A	0-0
	Cardinals	H	23-0
1931...	Spartans.	A	13-3
	Cardinals	H	20-19
1932...	Tie	A	7-7
1933...	Spartans.	A	7-6
1934...	Lions	A	6-0
	Lions	H	17-13
1935...	Tie	A	10-10
	Lions	H	7-6
1936...	Lions	A	39-0
	Lions	H	14-7
1937...	Lions	A	16-7
	Lions	H	16-7
1938...	Lions	A	10-0
	Lions	H	7-3
1939...	Lions	A	21-13
	Lions	H	17-3
1940...	Tie	H	0-0
	Lions	A	43-14

1941...	Tie	H	14-14
	Lions	A	21-3
1942...	Cardinals	H	13-0
	Cardinals	A	7-0
1943...	Lions	A	35-17
	Lions	H	7-0
1944...	Lions	H	27-6
	Lions	A	21-7
1945...	Lions	H	10-0
	Lions	A	26-0
1946...	Cardinals	H	34-14
	Cardinals	A	36-14
1947...	Cardinals	H	45-21
	Cardinals	A	17-7
1948...	Cardinals	H	56-20
	Cardinals	A	28-14
1949...	Lions	H	24-7
	Cardinals	A	42-19
1959...	Lions	A	45-21
1961...	Lions	H	45-14
1967...	Cardinals	H	38-28
1969...	Lions	A	20-0
1970...	Lions	A	16-3
1973...	Lions	H	20-16
1975...	Cardinals	A	24-13
1978...	Cardinals	H	21-14
1980...	Lions	A	20-7
	Cardinals	H	24-23
1989...	Cardinals	A	16-13
1993...	Lions	A	26-20
	Lions	H	21-14
1995...	Cardinals	A	20-17
1998...	Cardinals	A	17-15
1999...	Cardinals	H	23-19
2001...	Cardinals	H	45-38
2002...	Cardinals	H	23-20
2003...	Lions	A	42-24
2004...	Lions	A	26-12
2005...	Lions	A	29-21
2006...	Cardinals	H	17-10
2007...	Cardinals	H	31-21
2009...	Cardinals	A	31-24
2012...	Cardinals	H	38-10
2013...	Cardinals	H	25-21
2014...	Cardinals	H	14-6
2015...	Cardinals	A	42-17
2017...	Lions	A	35-23
2018...	Lions	H	17-3
2019...	Tie (OT)	H	27-27



GREEN BAY PACKERS (26-45-4)

1921...	Tie	H	3-3
1922...	Cardinals	H	16-3
1924...	Cardinals	H	3-0
1925...	Cardinals	H	9-6
1926...	Cardinals	A	13-7
	Packers	H	3-0
1927...	Packers	A	13-0
	Tie	H	6-6
1928...	Packers	A	20-0
1929...	Packers	A	9-2
	Packers	H	7-6
	Packers	H	12-0
1930...	Packers	A	14-0
	Cardinals	H	13-6
1931...	Packers	A	26-7
	Cardinals	H	21-13
1932...	Packers	A	15-7
	Packers	H	19-9
1933...	Packers	H	14-6
1934...	Packers	A	15-0
	Cardinals	A	9-0
	Cardinals	H	6-0
1935...	Cardinals	A	7-6
	Cardinals	A	3-0
	Cardinals	H	9-7



1936...	Packers	A	10-7
	Packers	A	24-0
	Tie	H	0-0
1937...	Cardinals	A	14-7
	Packers	A	34-13
1938...	Packers	A	28-7
	Packers	H	24-22
1939...	Packers	A	14-10
	Packers	A	27-20
1940...	Packers	A	31-6
	Packers	H	28-7
1941...	Packers	A	14-13
	Packers	A	17-9
1942...	Packers	H	17-13
	Packers	A	55-24
1943...	Packers	H	28-7
	Packers	A	35-14
1945...	Packers	A	33-14
1946...	Packers	H	19-7
	Cardinals	A	24-6
1947...	Cardinals	A	14-10
	Cardinals	H	21-20
1948...	Cardinals	A	17-7
	Cardinals	H	42-7
1949...	Cardinals	A	39-17
	Cardinals	H	41-21
1955...	Packers	A	31-14
1956...	Packers	H	24-21
1962...	Packers	A	17-0
1963...	Packers	H	30-7
1967...	Packers	H	31-23
1969...	Packers	A	45-28
1971...	Tie	H	16-16
1973...	Packers	A	25-21
1976...	Cardinals	H	29-0
1982...	Packers	A	41-16
1984...	Packers	A	24-23
1985...	Cardinals	H	43-28
1988...	Packers	H	26-17
1990...	Packers	H	24-21
1999...	Packers	A	49-24
2000...	Packers	H	29-3
2003...	Cardinals	H	20-13
2006...	Packers	A	31-14
2009...	Packers	H	33-7
	Cardinals (OT)	H	51-45
2012...	Packers	A	31-17
2015...	Cardinals	H	38-8
2015...	Cardinals (OT)	H	26-20
2018...	Cardinals	A	20-17

*First Round, Super Bowl Tournament
*Postseason Game



HOUSTON TEXANS (2-2)

2005...	Texans	A	30-19
2009...	Cardinals	H	28-21
2013...	Cardinals	H	27-24
2017...	Texans	A	31-21



INDIANAPOLIS COLTS (8-8)

1961...	Colts	A	16-0
1964...	Colts	A	47-27
1968...	Colts	A	27-0
1972...	Cardinals	A	10-3
1976...	Cardinals	H	24-17
1978...	Colts	H	30-17
1980...	Cardinals	A	17-10
1981...	Cardinals	A	35-24
1984...	Cardinals	A	34-33
1990...	Cardinals	H	20-17
1992...	Colts	A	16-13
1996...	Colts	A	20-13
2005...	Colts	A	17-13
2009...	Colts	H	31-10
2013...	Cardinals	H	40-11
2017...	Cardinals (OT)	A	16-13



JACKSONVILLE JAGUARS (3-2)

2000...	Jaguars	A	44-10
2005...	Jaguars	H	24-17
2009...	Cardinals	A	31-17
2013...	Cardinals	A	27-14
2017...	Cardinals	H	27-24



KANSAS CITY CHIEFS (3-9-1)

1970...	Tie	A	6-6
1974...	Chiefs	H	17-13
1980...	Chiefs	H	21-13
1983...	Chiefs	A	38-14
1986...	Cardinals	H	23-14
1995...	Chiefs	H	24-3
1998...	Chiefs	A	34-24
2001...	Cardinals	H	24-16
2002...	Chiefs	A	49-0
2006...	Chiefs	H	23-20
2010...	Chiefs	A	31-13
2014...	Cardinals	H	17-14
2018...	Chiefs	A	26-14



LOS ANGELES CHARGERS (4-10)

1971...	Chargers	A	20-17
1976...	Chargers	A	43-24
1983...	Cardinals	H	44-14
1987...	Chargers	A	28-24
1989...	Chargers	H	24-13
1992...	Chargers	H	27-21
1995...	Chargers	A	28-25
1998...	Cardinals	H	16-13
2001...	Cardinals	A	20-17
2002...	Chargers	H	23-15
2006...	Chargers	A	27-20
2010...	Chargers	A	41-10
2014...	Cardinals	H	18-17
2018...	Chargers	A	45-10



LOS ANGELES RAMS (38-43-2)

1937...	Cardinals	A	6-0
	Cardinals	H	13-7
1938...	Cardinals	A	7-6
	Cardinals	H	31-17
1939...	Rams	H	24-0
	Rams	A	14-0
1940...	Rams	A	26-14
	Cardinals	H	17-7
1941...	Rams	A	10-6
	Cardinals	H	7-0
1942...	Cardinals	H	7-0
	Rams	A	7-3
1945...	Rams	A	21-0
	Rams	H	35-21
1946...	Cardinals	H	34-10
	Rams	A	17-14
1947...	Rams	A	27-7
	Cardinals	H	17-10
1948...	Cardinals	A	27-22
	Cardinals	H	27-24
1949...	Tie	H	28-28
	Cardinals	A	31-27
1951...	Rams	A	45-21
1953...	Tie	H	24-24
1954...	Rams	A	28-17
1958...	Rams	H	20-14
1960...	Cardinals	A	43-21
1965...	Rams	H	27-3

1968...	Rams	H	24-13
1970...	Rams	A	34-13
1972...	Cardinals	H	24-14
1975...	Rams	A	*35-23
1976...	Cardinals	A	30-28
1979...	Rams	A	21-0
1980...	Rams	H	21-13
1984...	Rams	H	16-13
1985...	Rams	A	46-14
1986...	Rams	H	16-10
1987...	Rams	H	27-24
1988...	Cardinals	A	41-27
1989...	Rams	A	37-14
1991...	Cardinals	A	24-14
1992...	Cardinals	A	20-14
1993...	Cardinals	H	38-10
1994...	Rams	A	14-12
1996...	Cardinals (OT)	H	31-28
1998...	Cardinals	A	20-17
2002...	Rams	H	27-14
	Rams	A	30-28
2003...	Rams	A	37-13
	Rams (OT)	H	30-27
2004...	Rams	A	17-10
	Cardinals	H	31-7
2005...	Rams	H	17-12
	Cardinals	A	38-28
2006...	Rams	H	16-14
	Cardinals	A	34-20
2007...	Cardinals	A	34-31
	Cardinals	H	48-19
2008...	Cardinals	A	34-13
	Cardinals	H	34-10
2009...	Cardinals	A	21-13
	Cardinals	H	31-10
2010...	Cardinals	A	17-13
	Rams	H	19-6
2011...	Cardinals (OT)	H	19-13
	Cardinals	A	23-20
2012...	Rams	A	17-3
	Rams	H	31-17
2013...	Rams	A	27-24
	Cardinals	H	30-10
2014...	Cardinals	H	31-14
	Cardinals	A	12-6
2015...	Rams	H	24-22
	Cardinals	A	27-3
2016...	Rams	H	17-13
	Cardinals	A	44-6
2017...	Rams	A	*33-0
	Rams	H	32-16
2018...	Rams	A	34-0
	Rams	H	31-9
2019...	Rams	H	34-7
	Rams	A	31-24

*Postseason Game #London



LAS VEGAS RAIDERS (4-6)

1973...	Raiders	H	17-10
1983...	Cardinals	A	34-24
1989...	Raiders	A	16-14
1998...	Raiders	H	23-20
2001...	Cardinals (OT)	A	34-31
2002...	Raiders	H	41-20
2006...	Raiders	A	22-9
2010...	Cardinals	H	24-23
2014...	Cardinals	A	24-13
2018...	Raiders	H	23-21



MIAMI DOLPHINS (3-9)

1972...	Dolphins	A	31-10
1977...	Dolphins	H	55-14
1978...	Dolphins	A	24-10
1981...	Dolphins	H	20-7
1984...	Dolphins	H	36-28



ARIZONA CARDINALS

1990...	Dolphins...	A	23-3
1996...	Dolphins...	H	38-10
1999...	Dolphins...	A	19-16
2004...	Cardinals...	A	24-23
2008...	Cardinals...	H	31-10
2012...	Cardinals (OT)...	H	24-21
2016...	Dolphins...	A	26-23



MINNESOTA VIKINGS (11-17)

1963...	Cardinals...	A	56-14
1967...	Cardinals...	A	34-24
1969...	Vikings...	H	27-10
1972...	Cardinals...	A	19-17
1974...	Vikings...	H	28-24
...	Vikings...	A	*30-14
1977...	Cardinals...	A	27-7
1979...	Cardinals...	H	37-7
1981...	Cardinals...	H	30-17
1983...	Cardinals...	H	41-31
1991...	Vikings...	A	34-7
...	Vikings...	H	28-0
1994...	Cardinals...	H	17-7
1995...	Vikings (OT)...	H	30-24
1996...	Vikings...	A	41-17
1997...	Vikings...	H	20-19
1998...	Vikings...	A	*41-21
2000...	Vikings...	A	31-14
2003...	Cardinals...	H	18-17
2006...	Vikings...	A	31-26
2008...	Vikings...	H	35-14
2009...	Cardinals...	H	30-17
2010...	Vikings (OT)...	A	27-24
2011...	Vikings...	A	34-10
2012...	Vikings...	A	21-14
2015...	Cardinals...	H	23-20
2016...	Vikings...	A	30-24
2018...	Vikings...	A	27-17

*NFC Divisional Playoff



NEW ENGLAND PATRIOTS (7-7)

1970...	Cardinals...	H	31-10
1975...	Cardinals...	H	24-17
1978...	Patriots...	H	16-6
1981...	Cardinals...	A	27-20
1984...	Cardinals...	A	33-10
1990...	Cardinals...	H	34-14
1991...	Cardinals...	H	24-10
1993...	Patriots...	H	23-21
1996...	Patriots...	A	31-0
1999...	Patriots...	H	27-3
2004...	Patriots...	H	23-12
2008...	Patriots...	A	47-7
2012...	Cardinals...	A	20-18
2016...	Patriots...	H	23-21



NEW ORLEANS SAINTS (15-16)

1967...	Cardinals...	H	31-20
1968...	Cardinals...	A	21-20
...	Cardinals...	H	31-17
1969...	Saints...	H	51-42
1970...	Cardinals...	H	24-17
1974...	Saints...	A	14-0
1977...	Cardinals...	H	49-31
1980...	Cardinals...	A	40-7
1981...	Cardinals...	H	30-3
1982...	Cardinals...	A	21-7
1983...	Saints...	A	28-17
1984...	Saints...	A	34-24
1985...	Cardinals...	H	28-16
1986...	Saints...	H	16-7

1987...	Cardinals...	H	24-19
1990...	Saints...	A	28-7
1991...	Saints...	H	27-3
1992...	Saints...	H	30-21
1993...	Saints...	H	20-17
1996...	Cardinals...	A	28-14
1997...	Saints...	A	27-10
1998...	Cardinals...	H	19-17
2000...	Saints...	H	21-10
2004...	Cardinals...	H	34-10
2007...	Saints...	A	31-24
2009...	Saints...	A	*45-14
2010...	Cardinals...	H	30-20
2013...	Saints...	A	31-7
2015...	Cardinals...	H	31-19
2016...	Saints...	H	48-41
2019...	Saints...	A	31-9

*Divisional Playoff Game



NEW YORK GIANTS (45-80-2)

1926...	Giants...	A	20-0
1927...	Giants...	A	28-7
1929...	Giants...	A	24-21
1930...	Giants...	A	25-12
...	Giants...	H	13-7
1935...	Cardinals...	A	14-13
1936...	Giants...	A	14-6
1938...	Giants...	A	6-0
1939...	Giants...	A	17-7
1941...	Cardinals...	A	10-7
1942...	Giants...	A	21-7
1943...	Giants...	A	24-13
1946...	Giants...	A	28-24
1947...	Giants...	A	35-31
1948...	Cardinals...	A	63-35
1949...	Giants...	H	41-38
1950...	Cardinals...	H	17-3
...	Giants...	A	51-21
1951...	Giants...	A	28-17
...	Giants...	H	10-0
1952...	Cardinals...	A	24-23
...	Giants...	H	28-6
1953...	Giants...	A	21-7
...	Giants...	H	23-20
1954...	Giants...	H	41-10
...	Giants...	A	31-17
1955...	Cardinals...	H	28-17
...	Giants...	A	10-0
1956...	Cardinals...	H	35-27
...	Giants...	A	23-10
1957...	Giants...	A	27-14
...	Giants...	H	28-21
1958...	Giants...	H	37-7
...	Cardinals...	A	23-6
1959...	Giants...	A	9-3
...	Giants...	H	30-20
1960...	Giants...	H	35-14
...	Cardinals...	A	20-13
1961...	Cardinals...	A	21-10
...	Giants...	H	24-9
1962...	Giants...	H	31-14
...	Giants...	A	31-28
1963...	Giants...	H	38-21
...	Cardinals...	A	24-17
1964...	Giants...	A	34-17
...	Tie...	H	10-10
1965...	Giants...	A	14-10
...	Giants...	H	28-15
1966...	Cardinals...	H	24-19
...	Cardinals...	A	20-17
1967...	Giants...	H	37-20
...	Giants...	A	37-14
1968...	Cardinals...	A	28-21
1969...	Cardinals...	H	42-17
...	Giants...	A	49-6
1970...	Giants...	A	35-17
...	Giants...	H	34-17

1971...	Giants...	H	21-20
...	Cardinals...	A	24-7
1972...	Giants...	A	27-21
...	Giants...	H	13-7
1973...	Cardinals...	H	35-27
...	Giants...	A	24-13
1974...	Cardinals...	A	23-21
...	Cardinals...	H	26-14
1975...	Cardinals...	H	26-14
...	Cardinals...	A	20-13
1976...	Cardinals...	H	27-21
...	Cardinals...	A	17-14
1977...	Cardinals...	H	28-0
...	Giants...	A	27-7
1978...	Cardinals...	H	20-10
...	Giants...	A	17-0
1979...	Cardinals...	A	27-14
...	Cardinals...	H	29-20
1980...	Giants...	H	41-35
...	Cardinals...	A	23-7
1981...	Giants...	A	34-14
...	Giants...	H	20-10
1982...	Cardinals...	H	24-21
1983...	Tie (OT)...	H	20-20
...	Cardinals...	A	10-6
1984...	Giants...	A	16-10
...	Cardinals...	H	31-21
1985...	Giants...	A	27-17
...	Giants...	H	34-3
1986...	Giants...	H	13-6
...	Giants...	A	27-7
1987...	Giants...	A	30-7
...	Cardinals...	H	27-24
1988...	Cardinals...	H	24-17
...	Giants...	A	44-7
1989...	Giants...	A	35-7
...	Giants...	H	20-13
1990...	Giants...	A	20-19
...	Giants...	H	24-21
1991...	Giants...	A	20-9
...	Giants...	H	21-14
1992...	Giants...	A	31-21
...	Cardinals...	H	19-0
1993...	Giants...	A	19-17
...	Cardinals...	H	16-7
1994...	Giants...	H	20-17
...	Cardinals...	A	10-9
1995...	Giants (OT)...	A	27-21
...	Giants...	H	10-6
1996...	Giants...	A	16-8
...	Cardinals...	H	31-23
1997...	Giants...	H	27-13
...	Giants...	A	19-10
1998...	Giants...	A	34-7
...	Giants...	H	23-19
1999...	Cardinals...	H	14-3
...	Cardinals...	A	34-24
2000...	Giants...	A	33-14
...	Giants...	H	31-7
2001...	Giants...	H	17-10
...	Giants...	A	17-13
2002...	Cardinals...	H	21-7
2004...	Cardinals...	H	17-14
2005...	Giants...	A	42-19
2008...	Giants...	H	37-29
2009...	Cardinals...	A	24-17
2011...	Giants...	H	31-27
2014...	Cardinals...	A	25-14
2017...	Cardinals...	H	23-0
2019...	Cardinals...	A	27-21



NEW YORK JETS (3-6)

1971...	Cardinals...	H	17-10
1975...	Cardinals...	A	37-6
1978...	Jets...	A	23-10
1996...	Jets...	H	31-21
1999...	Jets...	A	12-7



2004	Jets	H	13-3
2008	Jets	A	56-35
2012	Jets	A	7-6
2016	Cardinals	H	28-3



PHILADELPHIA EAGLES (59-56-5)

1935	Cardinals	H	12-3
1936	Cardinals	H	13-0
1937	Tie	A	6-6
1938	Eagles	H	7-0
1941	Eagles	A	21-14
1945	Eagles	A	21-6
1947	Cardinals	A	45-21
	Cardinals	H	+28-21
1948	Cardinals	H	21-14
	Eagles	A	+7-0
1949	Eagles	A	28-3
1950	Eagles	H	45-7
	Cardinals	A	14-10
1951	Eagles	H	17-14
1952	Eagles	A	10-7
	Cardinals	H	28-22
1953	Eagles	H	56-17
	Eagles	A	38-0
1954	Eagles	H	35-16
	Eagles	A	30-14
1955	Tie	H	24-24
	Eagles	A	27-3
1956	Cardinals	A	20-6
	Cardinals	H	28-17
1957	Eagles	H	38-21
	Cardinals	A	31-27
1958	Tie	H	21-21
	Eagles	A	49-21
1959	Eagles	H	28-24
	Eagles	A	27-17
1960	Eagles	A	31-27
	Eagles	H	20-6
1961	Cardinals	A	30-27
	Eagles	H	20-7
1962	Cardinals	A	27-21
	Cardinals	H	45-35
1963	Cardinals	A	28-24
	Cardinals	H	38-14
1964	Cardinals	A	38-13
	Cardinals	H	36-34
1965	Eagles	A	34-27
	Eagles	H	28-24
1966	Cardinals	H	16-13
	Cardinals	A	41-10
1967	Cardinals	H	48-14
1968	Cardinals	A	45-17
1969	Eagles	H	34-30
1970	Cardinals	A	35-20
	Cardinals	H	23-14
1971	Eagles	H	37-20
	Eagles	A	19-7
1972	Tie	A	6-6
	Cardinals	H	24-23
1973	Cardinals	A	34-23
	Eagles	H	27-24
1974	Cardinals	H	7-3
	Cardinals	A	13-3
1975	Cardinals	H	31-20
	Cardinals	A	24-23
1976	Cardinals	H	31-14
	Cardinals	A	17-14
1977	Cardinals	A	21-17
	Cardinals	H	21-16
1978	Cardinals	A	16-10
	Eagles	H	14-10
1979	Eagles	H	24-20
	Eagles	A	16-13
1980	Cardinals	H	24-14
	Eagles	A	17-3
1981	Eagles	H	52-10
	Eagles	A	38-0
1982	Cardinals	A	23-20
1983	Cardinals	A	14-11
	Cardinals	H	31-7
1984	Cardinals	A	34-14
	Cardinals	H	17-16
1985	Eagles	A	30-7
	Eagles	H	24-14
1986	Cardinals	H	13-10
	Tie (OT)	A	10-10
1987	Eagles	H	28-23
	Cardinals	A	31-19
1988	Eagles	A	31-21
	Eagles	H	23-17
1989	Eagles	H	17-5
	Eagles	A	31-14
1990	Cardinals	A	23-21
	Eagles	H	23-21
1991	Cardinals	A	26-10
	Eagles	H	34-14
1992	Eagles	H	31-14
	Eagles	A	7-3
1993	Eagles	A	23-17
	Cardinals	H	16-3
1994	Eagles	A	17-7
	Cardinals	H	12-6
1995	Eagles	H	31-19
	Eagles	A	21-20
1996	Cardinals	H	36-30
	Eagles	A	29-19
1997	Eagles (OT)	A	13-10
	Cardinals	H	31-21
1998	Cardinals	H	17-3
	Cardinals (OT)	A	20-17
1999	Cardinals	A	25-24
	Cardinals	H	21-17
2000	Eagles	H	33-14
	Eagles	A	34-9
2001	Cardinals	A	21-20
	Eagles	H	21-7
2002	Eagles	A	38-14
2005	Cardinals	H	27-21
2008	Eagles	A	48-20
	Cardinals	H	**32-25
2011	Cardinals	A	21-17
2012	Cardinals	H	27-6
2013	Eagles	A	24-21
2014	Cardinals	H	24-20
2015	Cardinals	A	40-17
2017	Eagles	A	34-7

**NFC Championship Game

+NFL Championship Game



PITTSBURGH STEELERS (23-35-3)

1933	Steelers	H	14-13
1935	Steelers	A	17-13
1936	Cardinals	H	14-6
1937	Cardinals	A	13-7
1939	Cardinals	A	10-0
1940	Tie	A	7-7
1942	Steelers	A	19-3
1945	Steelers	A	23-0
1946	Steelers	A	14-7
1948	Cardinals	A	24-7
1950	Steelers	H	28-17
	Steelers	A	28-7
1951	Steelers	H	28-14
1952	Steelers	H	34-28
	Steelers	A	17-14
1953	Steelers	A	31-28
	Steelers	H	21-17
1954	Cardinals	H	17-14
	Steelers	A	20-17
1955	Steelers	A	14-7
	Cardinals	H	27-13
1956	Steelers	A	14-7
	Cardinals	H	38-27
1957	Steelers	A	29-20
	Steelers	H	27-2

1958	Steelers	H	27-20
	Steelers	A	38-21
1959	Cardinals	H	45-24
	Steelers	A	35-20
1960	Steelers	A	27-14
	Cardinals	H	38-7
1961	Steelers	A	30-27
	Cardinals	H	20-0
1962	Steelers	H	26-17
	Steelers	A	19-7
1963	Steelers	A	23-10
	Cardinals	H	24-23
1964	Cardinals	H	34-30
	Cardinals	A	21-20
1965	Cardinals	A	20-7
	Cardinals	H	21-17
1966	Steelers	A	30-9
	Cardinals	A	6-3
1967	Cardinals	A	28-14
	Tie	H	14-14
1968	Tie	H	28-28
	Cardinals	A	20-10
1969	Cardinals	A	27-14
	Cardinals	H	47-10
1972	Steelers	H	25-19
1979	Steelers	H	24-21
1985	Steelers	A	23-10
1988	Cardinals	H	31-14
1994	Cardinals (OT)	H	20-17
1997	Steelers (OT)	H	26-20
2003	Steelers	A	28-15
2007	Cardinals	H	21-14
2008	Steelers	H	**27-23
2011	Steelers	H	32-20
2015	Steelers	A	25-13
2019	Steelers	H	23-17

**Super Bowl XLIII



SAN FRANCISCO 49ERS (26-31)

1951	Cardinals	A	27-21
1957	Cardinals	A	20-10
1962	49ers	H	24-17
1964	Cardinals	A	23-13
1968	49ers	A	35-17
1971	49ers	H	26-14
1974	Cardinals	A	34-9
1976	Cardinals (OT)	H	23-20
1978	Cardinals	A	16-10
1979	Cardinals	H	13-10
1980	49ers (OT)	A	24-21
1982	49ers	H	31-20
1983	49ers	H	42-27
1986	49ers	A	43-17
1987	49ers	A	34-28
1988	Cardinals	H	24-23
1991	49ers	A	14-10
1992	Cardinals	H	24-14
1993	49ers	A	28-14
1999	49ers	H	24-10
2000	49ers	A	27-20
2002	49ers	A	38-28
	49ers	H	17-14
2003	Cardinals (OT)	H	16-13
	49ers	A	50-14
2004	49ers (OT)	A	31-28
	49ers (OT)	H	31-28
2005	Cardinals	H*	31-14
	Cardinals	A	17-10
2006	Cardinals	H+	34-27
	Cardinals	A	26-20
2007	49ers	A	20-17
	49ers (OT)	H	37-31
2008	Cardinals	A	23-13
	Cardinals	H	29-24
2009	49ers	H	20-16
	49ers	A	24-9
2010	49ers	H	27-6
	49ers	A	38-7



ARIZONA CARDINALS

2011...	49ers	A	23-7
	Cardinals	H	21-19
2012...	49ers	H	24-3
	49ers	A	27-13
2013...	49ers	A	32-20
	49ers	H	23-20
2014...	Cardinals	H	23-14
	49ers	A	20-17
2015...	Cardinals	H	47-7
	Cardinals	A	19-13
2016...	Cardinals	A	33-21
	Cardinals	H	23-20
2017...	Cardinals (OT)	H	18-15
	Cardinals	A	20-10
2018...	Cardinals	A	28-18
	Cardinals	H	18-15
2019...	49ers	H	28-25
	49ers	A	36-26

*First regular season game at State Farm Stadium
*Mexico City



SEATTLE SEAHAWKS (20-21-1)

1976...	Cardinals	A	30-24
1983...	Cardinals	H	33-28
1989...	Cardinals	A	34-24
1993...	Cardinals (OT)	A	30-27
1995...	Cardinals (OT)	H	20-14
1998...	Seahawks	A	33-14
2002...	Cardinals	A	27-14
	Seahawks	H	27-6
2003...	Seahawks	H	38-0
	Seahawks	A	28-10
2004...	Cardinals	H	25-17
	Seahawks	A	24-21
2005...	Seahawks	A	37-12
	Seahawks	H	33-19
2006...	Seahawks	A	21-10
	Cardinals	H	27-21
2007...	Cardinals	H	23-20
	Seahawks	A	42-21
2008...	Cardinals	A	26-20
	Cardinals	H	34-21
2009...	Cardinals	A	27-3
	Cardinals	H	31-20
2010...	Seahawks	A	22-10
	Seahawks	H	36-18
2011...	Seahawks	A	13-10
	Cardinals (OT)	H	23-20
2012...	Cardinals	H	20-16
	Seahawks	A	58-0
2013...	Seahawks	H	34-22
	Cardinals	A	17-10
2014...	Seahawks	A	19-3
	Seahawks	H	35-6
2015...	Cardinals	A	39-32
	Seahawks	H	36-6
2016...	Tie	H	6-6
	Cardinals	A	34-31
2017...	Seahawks	H	22-16
	Cardinals	A	26-24
2018...	Seahawks	H	20-17
	Seahawks	A	27-24
2019...	Seahawks	H	27-10
	Cardinals	A	27-13



TAMPA BAY BUCCANEERS (11-10)

1977...	Buccaneers	A	17-7
1981...	Buccaneers	A	20-10
1983...	Cardinals	A	34-27
1985...	Buccaneers	A	16-0
1986...	Cardinals	A	21-17
	Cardinals	H	30-19

1987...	Cardinals	H	31-28
	Cardinals	A	31-14
1988...	Cardinals	A	30-24
1989...	Buccaneers	H	14-13
1992...	Buccaneers	A	23-7
	Buccaneers	H	7-3
1996...	Cardinals	H	13-9
1997...	Buccaneers	A	19-18
2004...	Cardinals	H	12-7
2007...	Buccaneers	A	17-10
2010...	Buccaneers	H	38-35
2013...	Cardinals	A	13-10
2016...	Cardinals	H	40-7
2017...	Cardinals	H	38-33
2019...	Buccaneers	A	30-27



TENNESSEE TITANS (7-4)

1970...	Cardinals	H	44-0
1974...	Cardinals	A	31-27
1979...	Cardinals	A	24-17
1985...	Oilers	H	20-10
1988...	Oilers	A	38-20
1994...	Cardinals	A	30-12
1997...	Oilers	H	41-14
2005...	Cardinals	H	20-10
2009...	Titans	A	20-17
2013...	Cardinals (OT)	A	37-34
2017...	Cardinals	H	12-7



WASHINGTON FOOTBALL TEAM (46-76-2)

1932...	Cardinals	A	9-0
	Braves	H	8-6
1933...	Washington	H	10-0
	Tie	A	0-0
1934...	Washington	A	9-0
1935...	Cardinals	A	6-0
1936...	Washington	A	13-10
1937...	Cardinals	A	21-14
1939...	Washington	A	28-7
1940...	Washington	A	28-21
1942...	Washington	A	28-0
1943...	Washington	A	13-7
1945...	Washington	A	24-21
1947...	Washington	A	45-21
1949...	Cardinals	H	38-7
1950...	Cardinals	A	38-28
1951...	Washington	H	7-3
	Washington	A	20-17
1952...	Washington	H	23-7
	Cardinals	A	17-6
1953...	Washington	H	24-13
	Washington	A	28-17
1954...	Cardinals	H	38-16
	Washington	A	37-20
1955...	Cardinals	A	24-10
	Washington	H	31-0
1956...	Cardinals	A	31-13
	Washington	H	17-14
1957...	Washington	H	37-14
	Cardinals	A	44-14
1958...	Cardinals	H	37-10
	Washington	A	45-31
1959...	Cardinals	H	49-21
	Washington	A	23-14
1960...	Cardinals	H	44-7
	Cardinals	A	26-14
1961...	Cardinals	A	24-0
	Cardinals	H	38-24
1962...	Washington	A	24-14
	Tie	H	17-17
1963...	Cardinals	A	21-7
	Cardinals	H	24-20
1964...	Cardinals	A	23-17
	Cardinals	H	38-24

1965...	Cardinals	A	37-16
	Washington	H	24-20
1966...	Cardinals	H	23-7
	Washington	A	26-20
1967...	Cardinals	A	27-21
1968...	Cardinals	H	41-14
1969...	Washington	A	33-17
1970...	Cardinals	H	27-17
	Washington	A	28-27
1971...	Washington	H	24-17
	Washington	A	20-0
1972...	Washington	A	24-10
	Washington	H	33-3
1973...	Cardinals	H	34-27
	Washington	A	31-13
1974...	Cardinals	A	17-10
	Cardinals	H	23-20
1975...	Washington	A	27-17
	Cardinals (OT)	H	20-17
1976...	Washington	A	20-10
	Washington	H	20-16
1977...	Washington	A	24-14
	Washington	H	26-20
1978...	Washington	H	28-10
	Cardinals	A	27-17
1979...	Washington	H	17-7
	Washington	A	30-28
1980...	Washington	A	23-0
	Washington	H	31-7
1981...	Cardinals	H	40-30
	Washington	A	42-21
1982...	Washington	H	12-7
	Washington	A	28-0
1983...	Washington	H	38-14
	Washington	A	45-7
1984...	Cardinals	H	26-24
	Washington	A	29-27
1985...	Washington	A	27-10
	Washington	H	27-16
1986...	Washington	A	28-21
	Washington	H	20-17
1987...	Washington	A	28-21
	Washington	H	34-17
1988...	Cardinals	H	30-21
	Washington	A	33-17
1989...	Washington	A	30-28
	Washington	H	29-10
1990...	Washington	A	31-0
	Washington	H	38-10
1991...	Washington	A	34-0
	Washington	H	20-14
1992...	Cardinals	H	27-24
	Washington	A	41-3
1993...	Cardinals	A	17-10
	Cardinals	H	36-6
1994...	Cardinals (OT)	A	19-16
	Cardinals	H	17-15
1995...	Washington	A	27-7
	Cardinals	H	24-20
1996...	Cardinals (OT)	A	37-34
	Cardinals	H	27-26
1997...	Washington (OT)	A	19-13
	Washington	H	38-28
1998...	Cardinals	H	29-27
	Cardinals	A	45-42
1999...	Washington	H	24-10
	Washington	A	28-3
2000...	Cardinals	H	16-15
	Washington	A	20-3
2001...	Washington	H	20-10
	Washington	A	17-10
2002...	Washington	A	31-21
2005...	Washington	H	17-13
2007...	Washington	A	21-19
2008...	Washington	A	24-17
2011...	Washington	A	22-21
2014...	Cardinals	H	30-20
2016...	Cardinals	H	31-23
2017...	Washington	A	20-15
2018...	Washington	H	24-6



ANNUAL STATISTICAL LEADERS

SCORING

Year	Player	TDs	PAT	FG	Pts.
1945	Leo Cantor	5	0	0	30
1946	Ward Cuff	2	28-30	5-12	55
1947	Pat Harder	7	39-40	7-10	102
1948	Pat Harder	6	*53-53	7-17	110
1949	Pat Harder	8	45-47	3-5	102
1950	Bob Shaw	12	0	0	72
1951	Billy Cross	6	0	0	36
1952	Ollie Matson	9	0	0	54
1953	Pat Summerall	0	23-23	9-24	50
1954	Ollie Matson	9	0	0	54
1955	Pat Summerall	1	23-25	8-19	53
1956	Pat Summerall	0	30-30	10-18	60
1957	Ollie Matson	9	0	0	54
1958	Ollie Matson	10	0	0	60
1959	Bobby Joe Conrad	6	30-31	6-9	84
1960	Sonny Randle	15	0	0	90
1961	Sonny Randle	9	0	0	54
1962	John David Crow	17	0	0	102
1963	Jim Bakken	0	44-44	11-21	77
1964	Jim Bakken	0	40-40	25-38	115
1965	Jim Bakken	0	33-33	21-31	96
1966	Jim Bakken	0	27-28	23-40	96
1967	Jim Bakken	0	36-36	27-39	117
1968	Jim Bakken	0	40-40	15-24	85
1969	Jim Bakken	0	38-40	12-24	74
1970	Jim Bakken	0	37-38	20-32	97
1971	Jim Bakken	0	24-24	21-32	87
1972	Jim Bakken	0	19-21	14-22	61
1973	Jim Bakken	0	31-31	23-32	100
1974	Jim Bakken	0	30-36	13-22	69
1975	Jim Bakken	0	40-41	19-24	97
1976	Jim Bakken	0	33-35	20-27	93
1977	Jim Bakken	0	35-36	7-16	56
1978	Jim Bakken	0	27-31	11-22	60
1979	Ottis Anderson	10	0	0	60
1980	Ottis Anderson	9	0	0	54
1981	Neil O'Donoghue	0	36-37	19-32	93
1982	Neil O'Donoghue	0	15-16	8-13	39

RUSHING

Year	Player	Att.	Yards	Avg.	Long	TDs
1945	Frank Seno	93	355	3.0	47	2
1946	Pat Harder	106	545	5.1	55	4
1947	Elmer Angsman	110	412	3.7	18	7
1948	Charley Trippi	128	690	5.4	50	6
1949	Elmer Angsman	125	674	5.4	82t	6
1950	Pat Harder	99	454	4.6	22	1
1951	Charley Trippi	78	501	6.4	32	4
1952	Charley Trippi	72	350	4.9	59	4
1953	Charley Trippi	97	443	4.5	21	0
1954	Ollie Matson	101	506	5.0	79	4
1955	Ollie Matson	109	475	4.3	54	1
1956	Ollie Matson	192	924	4.8	79	5
1957	Ollie Matson	134	577	4.3	57	6
1958	Ollie Matson	129	505	3.9	55	5
1959	John David Crow	140	666	4.8	73t	3
1960	John David Crow	183	1,071	*5.9	57	6
1961	Prentice Gautt	129	523	4.1	54t	3
1962	John David Crow	192	751	3.9	35	14
1963	Joe Childress	174	701	4.0	28	2
1964	John David Crow	163	554	3.4	57	7
1965	Bill Triplett	174	617	3.5	59t	6
1966	Johnny Roland	192	695	3.6	50	5
1967	Johnny Roland	234	876	3.7	70	10
1968	Willis Crenshaw	203	813	4.0	66t	6
1969	Cid Edwards	107	504	4.7	48	3
1970	MacArthur Lane	206	977	4.7	75	11
1971	MacArthur Lane	150	592	3.9	40	3
1972	Donny Anderson	153	536	3.5	19	4
1973	Donny Anderson	167	679	4.1	54	10
1974	Terry Metcalf	152	718	4.7	75	6
1975	Jim Otis	269	1,076	4.0	30	5
1976	Jim Otis	233	891	3.8	23	2
1977	Terry Metcalf	149	739	5.0	62	4
1978	Jim Otis	197	664	3.4	17	8
1979	Ottis Anderson	331	*1,605	4.8	76	8
1980	Ottis Anderson	301	1,352	4.5	52	9
1981	Ottis Anderson	328	1,376	4.2	28	9
1982	Ottis Anderson	145	587	4.0	64	3

Year	Player	TDs	PAT	FG	Pts.
1983	Neil O'Donoghue	0	45-47	15-29	90
1984	Neil O'Donoghue	0	48-51	23-35	117
1985	Stump Mitchell	10	0	0	60
1986	John Lee	0	14-17	8-13	38
1987	Jim Gallery	0	30-31	9-19	57
1988	Al Del Greco	0	42-44	12-21	78
1989	Al Del Greco	0	28-29	18-26	82
1990	Al Del Greco	0	31-31	17-27	82
1991	Greg Davis	0	19-19	21-30	82
1992	Greg Davis	0	28-28	13-26	67
1993	Greg Davis	0	37-37	21-28	100
1994	Greg Davis	0	17-17	20-26	77
1995	Greg Davis	0	19-19	30-39	109
1996	Kevin Butler	0	17-19	14-17	59
1997	Joe Nedney	0	19-19	11-17	52
1998	Joe Nedney	0	30-30	13-19	69
1999	Chris Jacke	0	26-26	19-27	83
2000	Cary Blanchard	0	18-19	16-23	66
2001	Bill Gramatica	0	25-25	16-20	73
2002	Bill Gramatica	0	29-29	15-21	74
2003	Anquan Boldin	8	0	0	48
2004	Neil Rackers	0	28-28	22-29	94
2005	Neil Rackers	0	20-20	*40-*42	*140
2006	Neil Rackers	0	32-32	28-37	116
2007	Neil Rackers	0	47-48	21-30	110
2008	Neil Rackers	0	44-44	25-28	119
2009	Neil Rackers	0	37-38	16-17	85
2010	Jay Feely	1	29-29	24-27	107
2011	Jay Feely	0	33-33	19-24	90
2012	Jay Feely	0	25-25	25-28	100
2013	Jay Feely	0	37-37	30-36	127
2014	Chandler Catanzaro	0	27-27	29-33	114
2015	Chandler Catanzaro	0	*53-*58	28-31	137
2016	David Johnson	*20	0	0	122
2017	Phil Dawson	0	23-26	32-40	119
2018	David Johnson	10	0	0	62
2019	Zane Gonzalez	0	34-35	31-35	127

*Cardinal record

Year	Player	Att.	Yards	Avg.	Long	TDs
1983	Ottis Anderson	296	1,270	4.3	43	5
1984	Ottis Anderson	289	1,174	4.1	24	6
1985	Stump Mitchell	183	1,006	5.5	64	7
1986	Stump Mitchell	174	800	4.6	44	5
1987	Stump Mitchell	203	781	3.8	42	3
1988	Earl Ferrell	202	924	4.6	47	7
1989	Earl Ferrell	149	502	3.4	44t	6
1990	Johnny Johnson	234	924	4.0	41	5
1991	Johnny Johnson	196	666	3.4	21	4
1992	Johnny Johnson	178	734	4.1	42t	6
1993	Ronald Moore	263	1,018	3.9	20	9
1994	Ronald Moore	232	780	3.4	24	4
1995	Garrison Hearst	284	1,070	3.8	38	1
1996	LeShon Johnson	141	634	4.5	70t	3
1997	LeShon Johnson	135	424	3.1	18	2
1998	Adrian Murrell	274	1,042	3.8	32	8
1999	Adrian Murrell	193	553	2.9	22	0
2000	Michael Pittman	184	719	3.9	29	4
2001	Michael Pittman	241	846	3.5	42	5
2002	Marcel Shipp	188	834	4.4	56	6
2003	Marcel Shipp	228	830	3.6	36	0
2004	Emmitt Smith	267	937	3.5	29t	9
2005	Marcel Shipp	157	451	2.9	19	0
2006	Edgerrin James	*337	1,159	3.4	18	6
2007	Edgerrin James	324	1,222	3.8	27	7
2008	Edgerrin James	133	514	3.9	35	3
2009	Beanie Wells	176	793	4.5	33	7
2010	Tim Hightower	153	736	4.8	80t	5
2011	Beanie Wells	245	1,047	4.3	71	10
2012	LaRod Stephens-Howling	110	356	3.2	52	4
2013	Rashard Mendenhall	217	687	3.2	28	8
2014	Andre Ellington	201	660	3.3	22	3
2015	Chris Johnson	196	814	4.2	62	3
2016	David Johnson	293	1,239	4.2	58t	*16
2017	Adrian Peterson	129	448	3.5	27t	2
2018	David Johnson	258	940	3.6	53	7
2019	Kenyan Drake	123	643	5.2	80t	8

*Cardinal record



PASSING

Year	Player	Att.	Comp.	Pct.	Yards	Long	TDs	Int.	Rating
1945	Paul Christman	219	89	40.6	1,147	70	5	12	42.5
1946	Paul Christman	229	100	43.7	1,656	82t	13	18	54.7
1947	Paul Christman	301	138	45.8	2,191	80	17	22	59.1
1948	Ray Mallouf	143	73	51.0	1,160	54t	13	6	91.2
1949	Paul Christman	151	75	49.7	1,015	50t	11	13	60.0
1950	Jim Hardy	257	117	45.5	1,636	58t	17	24	49.8
1951	Charley Trippi	191	88	46.1	1,191	80t	8	13	52.1
1952	Charley Trippi	181	84	46.4	890	56t	5	13	40.5
1953	Jim Root	192	80	41.9	1,149	77	8	11	52.1
1954	Lamar McHan	255	105	41.2	1,475	70	6	22	32.6
1955	Lamar McHan	207	78	38.8	1,085	74t	11	19	35.5
1956	Lamar McHan	152	72	47.4	1,058	70	10	8	17.3
1957	Lamar McHan	200	87	43.5	1,568	83t	11	15	58.0
1958	M.C. Reynolds	195	105	53.8	1,422	91t	11	11	72.6
1959	King Hill	181	82	45.3	1,015	31t	7	13	46.2
1960	John Roach	188	87	46.3	1,423	57t	17	18	62.6
1961	Sam Etcheverry	196	96	48.9	1,275	78	14	11	70.3
1962	Charley Johnson	308	150	48.7	2,440	86t	16	20	65.9
1963	Charley Johnson	423	222	52.5	3,280	78t	28	21	79.3
1964	Charley Johnson	420	223	53.1	3,045	78t	21	24	69.4
1965	Charley Johnson	322	155	48.1	2,439	78t	18	15	72.8
1966	Charley Johnson	205	103	50.2	1,334	69t	10	11	64.8
1967	Jim Hart	397	192	48.4	3,008	76t	19	*30	58.3
1968	Jim Hart	316	140	44.3	2,059	80t	15	18	58.4
1969	Charley Johnson	260	131	50.4	1,847	84t	13	13	69.5
1970	Jim Hart	373	171	45.8	2,574	79	14	18	61.6
1971	Jim Hart	243	110	45.3	1,626	57t	8	11	43.6
1972	Gary Cuozzo	58	69	43.7	897	68t	5	11	54.5
1973	Jim Hart	320	178	55.6	2,223	69t	15	10	80.1
1974	Jim Hart	388	200	51.6	2,411	80t	20	8	79.5
1975	Jim Hart	345	182	52.8	2,507	80t	19	19	71.8
1976	Jim Hart	388	218	56.2	2,946	77t	18	13	81.7
1977	Jim Hart	354	185	52.3	2,534	69	13	20	64.5
1978	Jim Hart	477	240	50.3	3,121	74	16	18	66.7
1979	Jim Hart	528	274	51.8	3,218	99	9	20	75.2
1980	Jim Hart	425	228	53.7	2,946	69t	16	20	68.6
1981	Jim Hart	241	134	55.6	1,694	58t	11	14	70.1
1982	Neil Lomax	205	109	53.2	1,367	42	5	6	70.4
1983	Neil Lomax	354	209	59.0	2,636	71t	24	11	92.0
1984	Neil Lomax	560	345	61.6	4,614	83t	28	16	92.5
1985	Neil Lomax	471	266	56.5	3,214	47	18	12	79.9
1986	Neil Lomax	471	240	51.0	2,583	68t	13	12	73.4
1987	Neil Lomax	463	275	59.4	3,387	57	24	12	88.5
1988	Neil Lomax	443	255	57.6	3,395	93t	20	11	86.7
1989	Gary Hogeboom	364	204	56.0	2,591	59t	14	19	69.5
1990	Timm Rosenbach	437	237	54.2	3,098	68t	16	17	72.8
1991	Tom Tupa	315	165	52.4	2,053	65t	6	13	62.0
1992	Chris Chandler	413	245	59.3	2,832	72t	15	17	77.1
1993	Steve Beuerlein	418	258	61.7	3,164	65t	18	17	82.5
1994	Steve Beuerlein	556	310	55.7	4,256	63	9	19	81.6
1995	Dave Krieg	521	304	58.3	3,554	48	16	21	72.6
1996	Boomer Esiason	339	190	56.0	2,293	64t	11	14	70.6
1997	Jake Plummer	296	157	53.0	2,203	70t	15	15	73.1
1998	Jake Plummer	547	324	59.2	3,737	57	17	20	75.0
1999	Jake Plummer	381	201	52.8	2,111	63	9	24	50.8
2000	Jake Plummer	475	270	56.8	2,946	70t	13	21	66.0
2001	Jake Plummer	525	304	57.9	3,653	80t	14	18	79.6
2002	Jake Plummer	530	284	53.6	2,972	80t	18	20	65.7
2003	Jeff Blake	367	208	56.7	2,247	71t	13	15	69.6
2004	Josh McCown	408	233	57.1	2,511	48	11	10	74.1
2005	Kurt Warner	375	242	64.5	2,713	63	11	9	85.8
2006	Matt Leinart	377	214	56.8	2,547	57	11	12	74.0
2007	Kurt Warner	451	281	62.3	3,417	62	27	17	89.8
2008	Kurt Warner	*598	*401	*67.1	*4,593	79t	30	14	96.9
2009	Kurt Warner	513	339	66.1	3,753	45	26	14	93.2
2010	Derek Anderson	327	169	51.7	2,065	43	7	10	65.9
2011	Kevin Kolb	253	146	57.7	1,955	73t	9	8	81.0
2012	Kevin Kolb	183	109	59.6	1,169	46t	8	3	86.1
2013	Carson Palmer	572	362	63.3	4,274	91t	24	22	83.9
2014	Drew Stanton	240	132	55.0	*1,711	49	*7	5	*78.7
2015	Carson Palmer	537	342	63.7	*4,671	80t	*35	11	*104.6
2016	Carson Palmer	597	364	61.0	4,233	80t	26	9	87.2
2017	Carson Palmer	267	164	61.4	1,978	46	9	7	84.4
2018	Josh Rosen	393	217	55.2	2,278	75t	11	14	66.7
2019	Kylar Murray	542	349	64.4	3,722	88t	20	12	87.4

*Cardinal record

QUARTERBACK SACKS (OFFICIAL STATISTIC BEGAN IN 1982)

Year	Player, Position	Total	Year	Player, Position	Total
1970	Chuck Walker, DE	9.0	1997	Eric Swann, DT	9.5
1971	Bob Rowe, DT	5.5	1998	Simeon Rice, DE	10.0
1972	Ron Yankowski, DE	6.0	1999	Simeon Rice, DE	16.5
1973	Bob Rowe, DT	6.5	2000	Simeon Rice, DE	7.5
1974	Ron Yankowski, DE	9.0	2001	Rob Fredrickson, LB	4.0
1975	Bob Bell, DE	6.0	2002	Kyle Vanden Bosch, DE	4.0
1976	John Cook, DE	9.5	2003	Dennis Johnson, LB	3.0
1977	Mike Dawson, DT	8.0	2003	Ray Thompson, LB	4.0
1978	Mike Dawson, DT	9.0	2004	Bertrand, Berry, DE	14.5
1979	Bob Pollard, DE	9.0	2005	Adrian Wilson, SS	8.0
1980	Curtis Greer, DE	6.5	2006	Chike Okefor, DE	8.5
1981	Curtis Greer, DE	12.5	2007	Darnell Dockett, DT	9.0
1982	Curtis Greer, DE	7.5	2008	Bertrand Berry, DT	5.0
1983	Curtis Greer, DE	16.0	2009	Darnell Dockett, DT	5.0
1984	Curtis Greer, DE	14.0	2009	Calais Campbell, DE	7.0
1985	Curtis Greer, DE	7.0	2010	Calais Campbell, DE	6.0
1986	Al Baker, DE	10.0	2011	Calais Campbell, DE	8.0
1987	Freddie Joe Nunn, DE	11.0	2012	Daryl Washington, LB	9.0
1988	Freddie Joe Nunn, DE	14.0	2013	John Abraham, LB	11.5
1989	Ken Harvey, LB	7.0	2014	Alex Okafor, LB	8.0
1990	Ken Harvey, LB	10.0	2015	Dwight Freeneey, LB	8.0
1991	Ken Harvey, LB	9.0	2016	Markus Golden, LB	12.5
1992	Ken Harvey, LB	6.0	2017	Chandler Jones, LB	+17.0
1993	Ken Harvey, LB	9.5	2018	Chandler Jones, DE	13.0
1994	Eric Swann, DT	7.0	2019	Chandler Jones, LB	*19.0
1995	Clyde Simmons, DE	11.0			
1996	Simeon Rice, DE	12.5			

*Cardinal record *NFL record for DB **NFL leader



RECEIVING

Year	Player	No.	Yards	Avg.	Long	TDs
1945	Billy Dewell	26	370	14.2	70	1
1946	Billy Dewell	27	643	*23.8	82t	7
	Mal Kutner	27	634	23.5	63	5
1947	Mal Kutner	43	994	21.9	70	7
1948	Mal Kutner	41	943	23.0	71	14
1949	Charley Trippi	34	484	14.1	49	6
1950	Bob Shaw	48	971	20.2	65	12
1951	Fran Polsfoot	57	796	14.0	80t	4
1952	Don Stonesifer	54	617	11.4	26	0
1953	Don Stonesifer	56	684	12.2	46	2
1954	Don Stonesifer	44	607	13.8	39	3
1955	Don Stonesifer	28	330	11.8	28	5
1956	Don Stonesifer	22	320	14.5	58	2
1957	Gern Nagler	27	475	17.6	83t	4
1958	Woodley Lewis	46	690	15.0	64	4
1959	Woodley Lewis	34	534	15.7	85t	3
1960	Sonny Randle	62	892	14.4	57	*15
1961	Sonny Randle	44	591	13.4	41	9
1962	Sonny Randle	63	1,158	18.4	86t	7
1963	Bobby Joe Conrad	73	967	13.2	48	10
1964	Bobby Joe Conrad	61	780	12.8	53	6
1965	Bobby Joe Conrad	58	909	15.7	71	5
1966	Jackie Smith	45	810	18.0	69	3
1967	Jackie Smith	56	1,205	21.5	76t	9
1968	Jackie Smith	49	789	16.1	65	2
1969	Dave Williams	56	702	12.5	61	7
1970	John Gilliam	45	952	21.1	79	5
1971	John Gilliam	42	837	19.9	54	3
1972	Johnny Roland	38	321	8.4	27	2
1973	Jackie Smith	41	600	14.6	42	1
	Donny Anderson	41	409	10.0	44	3
1974	Terry Metcalf	50	377	7.5	22	1
1975	Mel Gray	48	926	19.3	74	11
1976	Ike Harris	52	782	15.0	40	1
1977	Ike Harris	40	547	13.7	38	3
1978	Pat Tilley	62	900	14.5	43	3
1979	Pat Tilley	57	938	16.4	51t	6
1980	Pat Tilley	68	966	14.2	60t	6
1981	Pat Tilley	66	1,040	15.7	75	3

PUNTING

Year	Player	No.	Avg.	Long	Blocked
1945	James Reynolds	38	36.4	48	0
1946	William Blackburn	35	41.9	60	0
1947	Ray Mallouf	43	39.9	62	0
1948	Ray Mallouf	45	39.0	61	0
1949	John Cochran	52	42.0	66	0
1950	Jim Hardy	56	39.4	76	0
1951	Fran Polsfoot	47	40.7	56	0
1952	Frank Tripucka	35	37.5	57	0
1953	Charley Trippi	54	42.8	63	0
1954	Charley Trippi	59	39.1	62	0
1955	Dave Mann	43	40.0	60	0
1956	Dave Mann	36	37.4	58	1
1957	Dave Mann	59	42.5	67	0
1958	Bobby Gordon	55	38.0	66	0
1959	Jerry Norton	59	44.9	60	0
1960	Jerry Norton	39	45.6	62	0
1961	Jerry Norton	85	44.7	78	1
1962	Sam Etcheverry	59	38.3	61	1
1963	Jerry Stovall	65	40.7	69	0
1964	Jackie Smith	41	40.4	64	0
1965	Jackie Smith	39	39.3	62	1
1966	Jackie Smith	47	37.9	56	1
1967	Chuck Latourette	62	40.8	67	0
1968	Chuck Latourette	65	41.6	55	0
1969	King Hill	73	37.6	57	1
1970	Chuck Latourette	65	40.9	59	0
1971	Chuck Latourette	56	38.5	55	1
1972	Donny Anderson	72	39.5	61	0
1973	Gary Kiehlley	66	37.5	55	1
1974	Hal Roberts	81	38.7	57	0
1975	Jeff West	64	37.7	58	1
1976	Terry Joyce	64	36.4	54	2
1977	Duane Carrell	49	35.9	53	0
1978	Mike Wood	51	37.6	*81	0
1979	Steve Little	80	38.2	56	2
1980	Larry Swider	99	41.5	66	1
1981	Carl Birdsong	69	41.8	75	0
1982	Carl Birdsong	54	43.8	65	0

Year	Player	No.	Yards	Avg.	Long	TDs
1982	Pat Tilley	36	465	14.5	34	2
1983	Roy Green	78	1,227	15.7	71t	14
1984	Roy Green	78	1,555	19.9	83t	12
1985	Roy Green	50	693	13.9	47	5
1986	J.T. Smith	80	1,014	12.7	45	6
1987	J.T. Smith	91	1,117	12.3	38	8
1988	J.T. Smith	83	986	11.9	29	5
1989	J.T. Smith	62	778	12.5	31	5
1990	Ricky Proehl	56	802	14.3	45t	4
1991	Ernie Jones	61	957	15.7	53	4
1992	Ricky Proehl	60	744	12.4	63t	3
1993	Larry Centers	66	603	9.1	29	3
1994	Larry Centers	77	647	8.4	36	2
1995	Larry Centers	101	962	9.5	32	2
1996	Larry Centers	99	766	7.7	39	7
1997	Rob Moore	97	1,584	16.3	47t	8
1998	Frank Sanders	89	1,145	12.9	42	3
1999	Frank Sanders	79	954	12.1	63	1
2000	Michael Pittman	73	579	7.9	36t	2
2001	David Boston	98+*	1,598	16.3	63t	8
2002	Freddie Jones	44	358	8.1	24	1
2003	Anquan Boldin	101	1,377	13.6	71t	8
2004	Larry Fitzgerald	58	780	13.4	48	8
2005	Larry Fitzgerald	++103	1,409	13.7	47	10
2006	Anquan Boldin	83	1,203	14.5	64	4
2007	Larry Fitzgerald	+100	+1,409	14.1	48t	10
2008	Larry Fitzgerald	+96	+1,431	14.9	78t	++12
2009	Larry Fitzgerald	97	1,092	11.3	34t	++13
2010	Larry Fitzgerald	90	1,137	12.6	41	6
2011	Larry Fitzgerald	80	1,411	17.6	73t	8
2012	Larry Fitzgerald	71	798	11.2	37t	4
2013	Larry Fitzgerald	82	954	11.6	75t	10
2014	Larry Fitzgerald	63	784	12.4	80t	2
2015	Larry Fitzgerald	*109	1,215	11.1	44	9
2016	Larry Fitzgerald	++107	1,023	9.6	32	6
2017	Larry Fitzgerald	*109	1,156	10.6	37	6
2018	Larry Fitzgerald	69	734	10.6	37	6
2019	Larry Fitzgerald	75	804	10.7	54	4

*Cardinal record ++NFL Leader +NFC Leader

Year	Player	No.	Avg.	Long	Blocked
1983	Carl Birdsong	85	41.5	59	0
1984	Carl Birdsong	67	38.7	59	1
1985	Carl Birdsong	85	41.7	67	2
1986	Greg Cater	61	37.2	52	1
1987	Greg Horne	24	40.5	51	0
1988	Greg Horne	79	40.9	66	1
1989	Rich Camarillo	76	43.4	58	0
1990	Rich Camarillo	67	42.8	63	0
1991	Rich Camarillo	76	45.3	60	1
1992	Rich Camarillo	54	42.9	73	0
1993	Rich Camarillo	73	43.7	61	0
1994	Jeff Feagles	98	40.8	54	0
1995	Jeff Feagles	72	43.8	60	0
1996	Jeff Feagles	76	43.8	68	1
1997	Jeff Feagles	91	44.3	62	1
1998	Scott Player	81	41.7	67	1
1999	Scott Player	94	42.0	60	0
2000	Scott Player	65	44.2	55	0
2001	Scott Player	67	41.5	58	0
2002	Scott Player	88	43.9	58	1
2003	Scott Player	82	42.8	64	1
2004	Scott Player	98	43.2	57	1
2005	Scott Player	73	43.9	60	1
2006	Scott Player	66	44.9	58	2
2007	Mike Barr	59	40.4	61	1
2008	Dirk Johnson	40	41.8	59	0
2009	Ben Graham	86	47.0	64	0
2010	Ben Graham	94	43.4	65	0
2011	Dave Zastudil	87	45.2	66	0
2012	Dave Zastudil	*112	46.5	70	0
2013	Dave Zastudil	78	45.7	60	0
2014	Drew Butler	79	42.1	67	2
2015	Drew Butler	60	42.9	58	1
2016	Ryan Quigley	34	41.6	55	1
2017	Andy Lee	88	47.3	63	0
2018	Andy Lee	94	++*48.6	64	0
2019	Andy Lee	61	47.8	64	1

*Cardinal record ++NFL Leader



PUNT RETURNS

Year	Player	No.	Yards	Avg.	Long	TDs
1945	Frank Seno	10	103	10.3	25	0
1946	Frank Seno	17	176	10.3	21	0
1947	John Cochran	10	147	14.7	31	0
1948	Jerry Davis	16	334	*20.9	70t	2
1949	John Cochran	15	314	*20.9	71t	2
1950	Don Paul	18	194	10.8	82	1
1951	Don Paul	19	143	7.5	23	0
1952	Billy Cross	21	177	8.4	38	0
1953	Charley Trippi	21	239	11.4	38	0
1954	Ollie Matson	11	100	9.1	59	1
1955	Ollie Matson	13	245	18.8	78	2
1956	Frank Bernardi	18	217	12.1	95t	1
1957	Woodley Lewis	24	175	7.3	31	0
1958	Bobby Joe Conrad	19	129	6.8	16	0
1959	Bill Stacy	29	281	9.7	74	2
1960	Bill Stacy	14	62	4.4	24	0
1961	Willie West	11	98	8.9	28	0
1962	Norm Beal	7	46	6.6	14	0
1963	Billy Gambrell	11	111	10.0	49	0
1964	Billy Gambrell	12	126	10.5	36	0
	Jim Burson	12	125	10.4	68t	1
1965	Abe Woodson	17	7	0.4	13	0
1966	Johnny Roland	20	221	11.1	86t	1
1967	Phil Spiller	15	124	8.3	33	0
1968	Chuck Latourette	28	345	12.3	86t	1
1969	Roger Wehrli	13	65	5.0	25	0
1970	Chuck Latourette	30	171	5.7	16	0
1971	Larry Willingham	10	84	8.4	34	0
1972	Larry Willingham	9	41	4.6	13	0
1973	Gary Hammond	11	80	7.3	51	0
1974	Terry Metcalf	26	340	13.1	43	0
1975	Terry Metcalf	23	285	12.4	69t	1
1976	Terry Metcalf	17	188	11.1	39	0
1977	Terry Metcalf	14	108	7.7	23	0
1978	Willard Harrell	21	196	9.3	70t	1
1979	Willard Harrell	32	205	6.4	68	0
1980	Mark Bell	22	195	8.9	54	0
1981	Stump Mitchell	42	445	10.6	50t	1
1982	Stump Mitchell	27	165	6.1	15	0

Year	Player	No.	Yards	Avg.	Long	TDs
1983	Stump Mitchell	38	337	8.9	34	0
1984	Stump Mitchell	38	333	8.8	39	0
1985	J.T. Smith	26	283	10.9	31	0
1986	Vai Sikahema	43	522	12.1	71t	2
1987	Vai Sikahema	44	550	12.5	76t	1
1988	Vai Sikahema	33	341	10.3	28	0
1989	Vai Sikahema	37	433	11.7	53	0
1990	Vai Sikahema	36	306	8.5	20	0
1991	John Jackson	31	244	7.9	19	0
1992	Johnny Bailey	20	263	13.2	65	0
1993	Johnny Bailey	35	282	8.1	58t	1
1994	Patrick Robinson	41	285	7.0	23	0
1995	Anthony Edwards	18	131	7.3	16	0
1996	Marcus Dowdell	34	297	8.7	35	0
1997	Kevin Williams	40	462	11.6	50	0
1998	Eric Metcalf	43	295	6.9	24	0
1999	Mac Cody	32	373	+11.7	31	0
2000	Mac Cody	31	222	7.2	25	0
2001	Arnold Jackson	40	461	11.5	55	0
2002	Arnold Jackson	31	182	5.9	22	0
2003	Anquan Boldin	20	130	6.5	19	0
2004	Karl Williams	42	286	6.8	38	0
2005	Reggie Swinton	42	334	8.0	32	0
2006	Troy Walters	24	250	10.4	37	0
2007	Steve Breaston	42	395	9.4	73t	1
2008	Steve Breaston	33	237	7.2	25	0
2009	Steve Breaston	38	253	6.7	64	0
2010	Andre Roberts	35	263	7.5	25	0
2011	Patrick Peterson	44	***699	15.9	*99t	**4
2012	Patrick Peterson	*51	426	8.4	26	0
2013	Patrick Peterson	33	198	6.0	22	0
2014	Ted Ginn, Jr.	26	277	10.7	71t	1
2015	Patrick Peterson	32	260	8.1	38	0
2016	John Brown	17	119	7.0	32	0
2017	Kerwynn Williams	21	137	6.5	20	0
2018	Christian Kirk	21	164	7.8	44	0
2019	Pharoh Cooper	17	129	7.6	29	0

*Cardinal record **NFL Record ***NFL rookie record
+NFC Leader

KICKOFF RETURNS

Year	Player	No.	Yards	Avg.	Long	TDs
1945	Frank Seno	19	408	21.4	31	0
1946	Frank Seno	13	408	31.3	105t	1
1947	Charley Trippi	15	321	21.4	33	0
1948	Jerry Davis	15	437	29.2	83	0
1949	Charley Trippi	18	427	23.7	48	0
1950	Don Paul	28	693	24.7	46	0
1951	Emil Stiko	17	429	25.2	41	0
1952	Ollie Matson	20	623	31.2	100t	*2
1953	Billy Cross	12	257	21.4	39	0
1954	Les Goble	27	749	27.7	94t	*2
1955	Ollie Matson	15	368	24.5	37	0
1956	Ollie Matson	13	362	27.7	105t	1
1957	Woodley Lewis	26	682	26.2	52	0
1958	Ollie Matson	14	497	*35.5	101t	*2
1959	Bobby Joe Conrad	18	388	21.7	33	0
1960	Willie West	13	370	28.5	87	0
1961	Pat Fischer	17	426	25.1	53	0
1962	Bill Triplett	24	608	25.3	49	0
1963	Jerry Stovall	15	419	27.9	55	0
1964	Jerry Stovall	24	566	23.6	47	0
1965	Abe Woodson	27	665	24.6	65	0
1966	Roy Shivers	27	762	28.2	94t	1
1967	Bobby Williams	24	583	24.3	38	0
1968	Chuck Latourette	46	1,237	26.9	75	0
1969	MacArthur Lane	20	523	26.2	69	0
1970	Chuck Latourette	13	254	19.5	24	0
1971	Mel Gray	30	740	24.7	65	0
1972	Bobby Moore	20	437	21.9	37	0
1973	Les Shy	16	445	27.8	97t	1
1974	Terry Metcalf	20	623	31.2	94t	1
1975	Terry Metcalf	35	960	27.4	93t	1
1976	Jerry Latin	16	357	22.3	39	0
	Terry Metcalf	16	325	20.3	33	0
1977	Terry Metcalf	32	772	24.1	51	0
1978	Willard Harrell	19	389	20.5	32	0
1979	Roy Green	41	1,007	24.6	106t	1
1980	Roy Green	32	745	23.3	37	0
1980	Roy Green	32	745	23.3	37	0
1981	Stump Mitchell	55	1,292	23.5	67	0

Year	Player	No.	Yards	Avg.	Long	TDs
1982	Stump Mitchell	16	364	22.8	33	0
1983	Stump Mitchell	36	778	21.6	66	0
1984	Stump Mitchell	35	804	23.0	56	0
1985	Clyde Duncan	28	550	19.6	34	0
1986	Vai Sikahema	37	847	22.9	44	0
1987	Vai Sikahema	34	761	22.4	50	0
1988	Vai Sikahema	23	475	20.7	39	0
1989	Vai Sikahema	43	874	20.3	52	0
1990	Vai Sikahema	27	544	20.1	32	0
1991	Larry Centers	16	330	20.6	39	0
1992	Johnny Bailey	28	690	24.6	63	0
1993	Johnny Bailey	31	699	22.5	48	0
1994	Chuck Levy	26	513	19.7	31	0
1995	Ryan Terry	37	808	21.8	53	0
1996	Leeland McElroy	54	1,148	21.3	92	0
1997	Kevin Williams	59	1,458	24.7	63	0
1998	Eric Metcalf	57	1,218	21.4	59	0
1999	Mario Bates	52	1,231	23.7	68	0
2000	MarTay Jenkins	**82	**2,186	26.7	98t	1
2001	MarTay Jenkins	49	1,120	22.9	70	0
2002	Kevin Kasper	32	722	22.6	40	0
2003	Josh Scobey	73	1,684	23.1	100t	1
2004	Josh Scobey	32	723	22.6	71	0
2005	Reggie Swinton	63	1,456	23.1	90	0
2006	J.J. Arrington	66	1,503	22.8	99t	1
2007	Steve Breaston	62	1,391	22.7	59	0
2008	J.J. Arrington	36	923	25.6	93t	1
2009	LaRod Stephens-Howling	52	1,257	24.2	99t	1
2010	LaRod Stephens-Howling	57	++1,548	27.2	102t	*2
2011	LaRod Stephens-Howling	36	857	23.8	37	0
2012	William Powell	21	507	24.1	65	0
2013	Javier Arenas	23	493	21.4	46	0
2014	Ted Ginn, Jr.	22	417	19.0	43	0
2015	David Johnson	22	598	27.2	*108t	1
2016	Brittann Golden	11	266	24.2	49	0
2017	Kerwynn Williams	16	326	20.4	28	0
2018	T.J. Logan	12	296	24.7	36	0
2019	Pharoh Cooper	25	561	22.4	39	0

*Cardinal record **NFL record ++NFL Leader



FIELD GOALS

Year	Player	Att.	Made	Pct.	Long
1945	Conway Baker	1	0	.000	27
1946	Ward Cuff	12	5	.417	42
1947	Pat Harder	10	7	.700	35
1948	Pat Harder	17	7	.412	36
1949	Ventan Yablonski	6	5	.833	34
1950	Pat Harder	9	4	.444	47
1951	Cliff Patton	8	5	.625	27
1952	Joe Geri	18	2	.111	40
1953	Pat Summerall	24	9	.375	49
1954	Pat Summerall	19	8	.421	50
1955	Pat Summerall	19	8	.421	42
1956	Pat Summerall	22	10	.455	42
1957	Pat Summerall	17	6	.353	34
1958	Bobby Joe Conrad	17	6	.353	45
1959	Bobby Joe Conrad	9	6	.667	37
1960	Gerry Perry	20	13	.650	44
1961	Gerry Perry	16	7	.438	38
1962	Gerry Perry	12	5	.417	42
1963	Jim Bakken	21	11	.524	45
1964	Jim Bakken	38	25	.659	51
1965	Jim Bakken	31	21	.677	45
1966	Jim Bakken	40	23	.575	47
1967	Jim Bakken	39	27	.692	47
1968	Jim Bakken	24	15	.625	47
1969	Jim Bakken	24	12	.500	46
1970	Jim Bakken	32	20	.625	49
1971	Jim Bakken	32	21	.656	45
1972	Jim Bakken	22	14	.636	49
1973	Jim Bakken	32	23	.719	46
1974	Jim Bakken	22	13	.591	47
1975	Jim Bakken	24	19	.792	47
1976	Jim Bakken	27	20	.741	43
1977	Jim Bakken	16	7	.438	49
1978	Jim Bakken	22	11	.500	45
1979	Steve Little	19	10	.526	51
1980	Neil O'Donoghue	15	11	.733	43
1981	Neil O'Donoghue	32	19	.594	47
1982	Neil O'Donoghue	13	8	.615	48

INTERCEPTIONS

Year	Player	No.	Yards	Avg.	Long	TDs
1945	Leo Cantor	5	70	14.0	26	0
1946	Mal Kutner	5	29	5.8	24	0
1947	John Cochran	8	122	15.3	39	0
1948	John Cochran	7	111	15.9	32	0
1949	Bob Nussbaumer	*12	157	13.1	68	0
1950	Jerry Davis	9	40	4.4	15	0
1951	S.J. Whitman	7	102	14.6	31	0
1952	Roy Barni	6	70	11.7	38	0
1953	Ray Ramsey	10	*237	23.7	46	1
1954	Dick Lane	10	181	18.1	64	0
1955	Dick Lane	6	69	11.5	31	0
1956	Lindon Crow	11	170	15.5	0	0
1957	Jim Hill	3	52	17.3	0	0
1958	Dick Nolan	5	30	6.0	0	0
1959	Billy Stacy	5	114	22.8	0	0
1960	Jerry Norton	10	96	9.6	0	0
1961	Jerry Norton	7	136	19.4	47	2
1962	Bill Stacy	6	72	12.0	53	0
1963	Pat Fischer	8	169	21.1	55	0
1964	Pat Fischer	10	164	16.4	39	2
1965	Larry Wilson	6	153	25.5	96	1
1966	Larry Wilson	10	180	18.0	91	2
1967	Pat Fischer	4	85	21.3	69	1
	Larry Wilson	4	75	18.8	44	0
	Jerry Stovall	4	6	1.5	6	0
1968	Larry Wilson	4	14	3.5	8	0
1969	Bob Atkins	3	74	24.7	42	0
	Roger Wehrli	3	44	14.7	44	0
1970	Roger Wehrli	6	50	8.3	41	0
1971	Larry Wilson	4	46	11.5	23	0
	Norm Thompson	4	45	11.3	25	0
1972	Larry Wilson	3	35	11.7	24	0
	Miller Farr	3	21	7.0	21	0
1973	Jim Tolbert	2	34	17.0	26	0
	Clarence Duren	2	13	6.5	13	0
1974	Norm Thompson	6	190	31.7	56	1
1975	Norm Thompson	7	141	20.1	61	1
1976	Norm Thompson	4	83	20.8	38	0
1976	Mike Sensibaugh	4	60	15.0	35	1
	Roger Wehrli	4	31	7.8	26	0
1977	Roger Wehrli	5	44	8.8	41	0
1978	Ken Stone	9	139	15.4	33	0
1979	Ken Stone	6	70	11.6	30	0
1980	Ken Stone	5	63	12.6	20	0
1981	Ken Greene	7	111	15.9	47	0
1982	Benny Perrin	1	35	35.0	35	0
	Jeff Griffin	1	8	8.0	8	0
	Lee Nelson	1	7	7.0	7	0

Year	Player	Att.	Made	Pct.	Long
1983	Neil O'Donoghue	29	15	.517	52
1984	Neil O'Donoghue	35	23	.657	52
1985	Neil O'Donoghue	18	10	.556	49
1986	John Lee	13	8	.615	47
1987	Jim Gallery	19	9	.474	48
1988	Al Del Greco	21	12	.571	51
1989	Al Del Greco	26	18	.692	50
1990	Al Del Greco	27	17	.629	50
1991	Greg Davis	30	21	.700	52
1992	Greg Davis	26	13	.500	49
1993	Greg Davis	28	21	.750	55
1994	Greg Davis	26	20	.769	51
1995	Greg Davis	39	30	.769	55
1996	Kevin Butler	17	14	.824	41
1997	Joe Nedney	17	11	.647	45
1998	Joe Nedney	19	13	.684	53
1999	Chris Jacke	27	19	.704	49
2000	Cary Blanchard	23	16	.696	54
2001	Bill Gramatica	20	16	.800	50
2002	Bill Gramatica	21	15	.714	50
2003	Neil Rackers	12	9	.750	49
2004	Neil Rackers	29	22	.758	55
2005	Neil Rackers	*42	*40	*.952	54
2006	Neil Rackers	37	28	.757	50
2007	Neil Rackers	30	21	.700	52
2008	Neil Rackers	28	25	.893	54
2009	Neil Rackers	17	16	.941	48
2010	Jay Feely	27	24	.888	55
2011	Jay Feely	24	19	.792	51
2012	Jay Feely	28	25	.893	*61
2013	Jay Feely	36	30	.833	52
2014	Chandler Catanzaro	33	29	.879	51
2015	Chandler Catanzaro	31	28	.903	47
2016	Chandler Catanzaro	28	21	.750	60
2017	Phil Dawson	32	40	.800	57
2018	Zane Gonzalez	9	7	.778	55
2019	Zane Gonzalez	35	31	.886	54

*Cardinal record

Year	Player	No.	Yards	Avg.	Long	TDs
	Ken Greene	1	2	2.0	2	0
	Carl Allen	1	0	0.0	0	0
	Mike Dawson	1	0	0.0	0	0
1983	Lionel Washington	8	92	11.5	26	0
1984	Lionel Washington	5	42	8.4	18	0
1985	E.J. Junior	5	109	21.8	53	0
1986	Cedric Mack	4	42	10.5	24	0
1987	Travis Curtis	5	65	13.0	31	0
1988	Cedric Mack	3	33	11.0	12	0
	Carl Carter	3	0	0.0	0	0
1989	Tim McDonald	7	170	24.3	53	1
1990	Tim McDonald	4	63	15.8	38	0
1991	Aeneas Williams	6	60	10.0	32	0
1992	Robert Massey	5	147	29.4	46	*3
1993	Lorenzo Lynch	3	13	4.3	13	0
1994	Aeneas Williams	9	89	9.9	43	0
1995	Aeneas Williams	6	86	14.3	48	2
1996	Aeneas Williams	6	89	14.8	65	1
1997	Aeneas Williams	6	95	15.8	42	2
	Kwamie Lassiter	8	80	10.0	29	0
1999	Kwamie Lassiter	2	110	*55.0	78	1
	Rob Fredrickson	2	57	28.5	34	1
	Tom Knight	2	16	8.0	16	0
	Pat Tillman	2	7	3.5	6	0
	Aeneas Williams	2	5	2.5	8	0
2000	Aeneas Williams	5	102	20.4	48	0
2001	Kwamie Lassiter	9	80	8.9	25	0
2002	Adrian Wilson	4	35	8.8	35	0
2003	Dexter Jackson	6	122	20.3	30	0
2004	David Macklin	4	18	4.5	16	0
2005	Karlos Dansby	3	31	10.3	18	2
2006	Adrian Wilson	4	146	36.5	99	1
2007	Antrel Rolle	5	231	46.2	57	*3
	Rod Hood	5	196	39.2	71	2
2008	D. Rodgers-Cromartie	4	129	32.3	99	1
2009	D. Rodgers-Cromartie	6	77	12.8	49	1
2010	Kerry Rhodes	4	174	43.5	66	0
2011	Richard Marshall	3	83	27.7	49	0
2012	Patrick Peterson	7	64	9.1	31	0
2013	Karlos Dansby	4	48	12.0	23	2
2014	Rashad Johnson	4	146	36.5	88	2
2015	Tyrann Mathieu	5	92	18.4	33	1
	Rashad Johnson	5	14	2.8	11	0
2016	Marcus Cooper	4	95	23.8	60	1
2017	Antoine Bethea	5	51	10.2	21	0
2018	Tre Boston	3	9	3.0	9	0
2019	Jordan Hicks	3	64	21.3	48	0

*Cardinal record



ANNUAL TURNOVER DIFFERENTIALS

Year	INTs	Giveaways		Total	INTs	Takeaways		Total	Net
		Fumbles/Lost				Fumbles/Lost			
2019	12	9/6	18	7	23/10	17	-1	-1	-1
2018	18	23/10	28	7	20/9	16	-12	-12	-12
2017	18	19/7	25	15	20/6	21	-4	-4	-4
2016	17	27/11	28	14	30/14	28	Even	Even	Even
2015	13	23/11	24	19	31/14	33	+9	+9	+9
2014	12	16/5	17	18	13/7	25	+8	+8	+8
2013	22	22/9	31	20	20/10	30	-1	-1	-1
2012	21	25/13	34	22	17/11	33	-1	-1	-1
2011	23	24/9	32	10	15/9	19	-13	-13	-13
2010	19	33/16	35	17	22/13	30	-5	-5	-5
2009	18	32/18	36	21	20/8	29	-7	-7	-7
2008	15	27/15	30	13	26/17	30	Even	Even	Even
2007	24	27/12	36	18	23/11	29	-7	-7	-7
2006	17	31/13	30	16	29/17	33	+3	+3	+3
2005	21	26/16	37	15	24/11	26	-11	-11	-11
2004	18	34/11	29	15	32/15	30	+1	+1	+1
2003	22	29/14	36	13	21/10	23	-13	-13	-13
2002	22	26/13	35	17	15/8	25	-10	-10	-10
2001	14	26/13	27	17	27/7	24	-3	-3	-3
2000	24	32/20	44	10	17/10	20	-24	-24	-24
1999	30	31/10	40	17	28/10	27	-13	-13	-13
1998	20	30/16	36	20	31/19	39	+3	+3	+3
1997	22	27/20	42	15	16/5	20	-22	-22	-22
1996	21	29/14	35	11	24/14	25	-10	-10	-10
1995	24	41/19	43	19	39/23	42	-1	-1	-1
1994	19	25/10	29	23	28/13	36	+7	+7	+7
1993	20	23/11	31	9	27/17	26	-5	-5	-5
1992	24	26/18	42	16	25/12	28	-14	-14	-14
1991	25	31/14	39	17	37/21	38	-1	-1	-1
1990	18	25/14	32	16	28/11	27	-5	-5	-5
1989	30	24/14	44	16	18/11	27	-17	-17	-17
1988	19	34/16	35	16	27/13	29	-6	-6	-6
1987	15	23/12	27	14	34/19	33	+6	+6	+6
1986	19	25/10	29	10	40/12	22	-7	-7	-7
1985	18	36/16	34	13	28/14	27	-7	-7	-7
1984	16	32/20	36	21	20/12	33	-3	-3	-3
1983	21	50/27	48	28	32/20	48	Even	Even	Even
1982	6	17/10	16	6	14/9	15	-1	-1	-1
1981	24	34/21	45	21	33/16	37	-8	-8	-8
1980	24	24/13	37	20	27/14	34	-3	-3	-3
1979	24	42/21	45	18	40/19	37	-8	-8	-8
1978	21	28/14	35	26	33/16	42	+7	+7	+7
1977	21	30/16	37	19	19/12	31	-6	-6	-6
1976	13	44/24	37	19	32/20	39	+2	+2	+2
1975	20	33/19	39	22	26/15	37	-2	-2	-2
1974	8	27/9	17	16	24/9	25	+8	+8	+8
1973	15	37/14	29	10	31/17	27	-2	-2	-2
1972	23	43/16	39	11	31/16	27	-12	-12	-12
1971	26	35/20	46	17	28/16	33	-13	-13	-13
1970	19	24/15	34	21	20/14	35	+1	+1	+1
1969	25	24/10	35	15	19/12	27	-8	-8	-8
1968	20	24/11	31	13	19/8	21	-10	-10	-10
1967	35	23/11	46	19	19/13	32	-14	-14	-14
1966	19	26/18	37	21	20/10	31	-6	-6	-6
1965	25	15/7	32	17	29/15	32	Even	Even	Even
1964	24	29/16	40	25	24/14	39	-1	-1	-1
1963	21	29/18	39	18	32/18	36	-3	-3	-3
1962	30	37/21	51	16	23/15	31	-20	-20	-20
1961	23	39/18	41	24	36/20	44	+3	+3	+3
1960	25	43/21	46	21	35/23	44	-2	-2	-2
1959	19	48/36	55	15	25/15	30	-25	-25	-25
1958	27	37/21	48	15	29/16	31	-17	-17	-17
1957	22	22/15	37	12	27/13	25	-12	-12	-12
1956	14	29/21	35	33	23/12	45	+10	+10	+10
1955	25	35/20	45	29	23/18	47	+2	+2	+2
1954	30	32/22	52	24	30/19	43	-9	-9	-9
1953	27	39/21	48	24	23/12	36	-12	-12	-12
1952	22	33/23	45	25	30/18	43	-2	-2	-2
1951	24	26/20	44	27	21/16	43	-1	-1	-1
1950	31	25/14	45	22	37/24	46	+1	+1	+1
1949	26	20/16	42	33	26/21	54	+12	+12	+12
1948	12	21/16	28	23	30/24	47	+19	+19	+19
1947	25	32/16	41	27	25/18	45	+4	+4	+4
1946	20	44/29	49	25	39/20	45	-4	-4	-4
1945	18	35/13	31	12	26/12	24	-7	-7	-7
1944	41	30/12	53	16	23/12	28	-25	-25	-25
1943	39	17/5	44	16	19/12	28	-16	-16	-16
1942	29	25/11	40	25	19/8	33	-7	-7	-7
1941	20	19/12	32	16	27/15	31	-1	-1	-1



ALL-TIME CARDINAL SHUTOUTS

Date	Opponent	Score	Date	Opponent	Score
Dec. 24, 2017	N.Y. Giants	23-0	Nov. 10, 1929	Minneapolis Red Jackets	8-0
Dec. 12, 1992	N.Y. Giants	19-0	Nov. 6, 1929	At Providence Steam Roller	16-0
Nov. 15, 1981	Buffalo Bills	24-0	Oct. 20, 1929	At Chicago Bears	0-0
Oct. 31, 1977	N.Y. Giants	28-0	Oct. 7, 1928	Dayton Triangles	7-0
Sept. 19, 1976	Green Bay Packers	29-0	Nov. 24, 1927	At Chicago Bears	3-0
Nov. 16, 1970	At Dallas Cowboys	38-0	Oct. 9, 1927	Dayton Triangles	7-0
Nov. 8, 1970	Boston Patriots	31-0	Nov. 25, 1926	At Chicago Bears	0-0
Nov. 1, 1970	Houston Oilers	44-0	Oct. 3, 1926	Racine Tornadoes	20-0
Dec. 17, 1961	Pittsburgh Steelers	20-0	Sept. 26, 1926	L.A. Buccaneers	15-0
Oct. 22, 1961	At Washington	24-0	Sept. 19, 1926	Chicago Bears	14-0
Oct. 18, 1942	At Detroit Lions	7-0	Dec. 10, 1925	Milwaukee Badgers	59-0
Sept. 20, 1942	Detroit Lions	13-0	Nov. 29, 1925	Rock Island Independents	7-0
Sept. 13, 1942	Cleveland Rams (at Buffalo)	7-0	Nov. 26, 1925	At Chicago Bears	0-0
Nov. 23, 1941	At Cleveland Rams	7-0	Nov. 22, 1925	Dayton Triangles	14-0
Sept. 15, 1940	Detroit Lions (at Buffalo)	0-0	Oct. 25, 1925	Chicago Bears	9-0
Sept. 24, 1939	At Pittsburgh Pirates	10-0	Oct. 14, 1925	Milwaukee Badgers	24-0
Oct. 3, 1937	At Cleveland Rams	6-0	Nov. 16, 1924	Akron Indians	13-0
Dec. 6, 1936	Green Bay Packers	0-0	Nov. 9, 1924	Dayton Triangles	23-0
Nov. 8, 1936	Philadelphia Eagles	13-0	Oct. 12, 1924	Minneapolis Marines	13-0
Nov. 24, 1935	At Boston	6-0	Oct. 5, 1924	Green Bay Packers	3-0
Oct. 13, 1935	At Green Bay Packers	3-0	Nov. 18, 1923	Duluth Kelleys	10-0
Nov. 29, 1934	Green Bay Packers	6-0	Nov. 11, 1923	Hammond Pros.	6-0
Nov. 18, 1934	At Green Bay Packers	9-0	Oct. 21, 1923	Minneapolis Marines	9-0
Nov. 6, 1934	At Brooklyn Dodgers	21-0	Oct. 14, 1923	Akron Indians	19-0
Oct. 7, 1934	At Cincinnati Reds	16-0	Oct. 7, 1923	Rochester Jeffersons	60-0
Sept. 23, 1934	At Cincinnati Reds	9-0	Sept. 30, 1923	Buffalo All-Americans	3-0
Dec. 3, 1933	Boston	0-0	Dec. 10, 1922	Chicago Bears	9-0
Oct. 8, 1933	At Cincinnati Reds	3-0	Nov. 30, 1922	Chicago Bears	6-0
Oct. 16, 1932	At Boston Braves	9-0	Nov. 12, 1922	Akron Pros.	7-0
Oct. 9, 1932	Chicago Bears	0-0	Oct. 22, 1922	Minneapolis Marines	3-0
Nov. 28, 1931	Cleveland Indians	21-0	Oct. 1, 1922	Milwaukee Badgers	3-0
Nov. 2, 1930	Frankford Yellow Jackets	6-0	Dec. 18, 1921	At Chicago Staleys	0-0
Oct. 8, 1930	At Newark Tornadoes	13-0	Nov. 6, 1921	Hammond Pros.	7-0
Oct. 5, 1930	At Portsmouth Spartans	0-0	Oct. 2, 1921	Minneapolis Marines	20-0
Dec. 8, 1929	At Orange Tornadoes	26-0	Oct. 31, 1920	Detroit Heralds	21-0
Nov. 24, 1929	Dayton Triangles	19-0	Oct. 10, 1920	At Chicago Tigers	0-0

ALL-TIME OPPONENT SHUTOUTS

Date	Opponent	Score	Date	Opponent	Score
Sept. 16, 2018	At Los Angeles Rams	0-34	Dec. 6, 1937	Green Bay Packers	0-0
Oct. 22, 2017	Los Angeles Rams (at London)	0-33	Oct. 25, 1936	At Brooklyn Dodgers	0-9
Dec. 9, 2012	At Seattle Seahawks	0-58	Oct. 4, 1936	At Green Bay Packers	0-24
Sept. 14, 2003	Seattle Seahawks	0-38	Sept. 28, 1936	At Detroit Lions	0-39
Dec. 1, 2002	At Kansas City Chiefs	0-49	Dec. 8, 1935	Chicago Bears	0-13
Sept. 15, 1996	At New England Patriots	0-31	Oct. 28, 1934	At Boston	0-9
Sept. 18, 1994	At Cleveland Browns	0-32	Oct. 21, 1934	At Green Bay Packers	0-15
Oct. 27, 1991	Minnesota Vikings	0-28	Oct. 14, 1934	At Chicago Bears	0-20
Sept. 15, 1991	At Washington	0-34	Sept. 30, 1934	At Detroit Lions	0-6
Sept. 9, 1990	At Washington	0-31	Dec. 3, 1933	Boston	0-0
Dec. 17, 1989	Denver Broncos	0-37	Nov. 19, 1933	Brooklyn Dodgers	0-3
Nov. 10, 1985	At Tampa Bay Buccaneers	0-16	Oct. 29, 1933	At Brooklyn Dodgers	0-7
Jan. 2, 1983	At Washington	0-28	Oct. 22, 1933	At Boston	0-10
Dec. 20, 1981	At Philadelphia Eagles	0-38	Nov. 24, 1932	At Chicago Bears	0-34
Oct. 19, 1980	At Washington	0-23	Nov. 13, 1932	At Brooklyn Dodgers	0-3
Sept. 30, 1979	At L.A. Rams	0-21	Oct. 9, 1932	Chicago Bears	0-0
Dec. 10, 1978	At N.Y. Giants	0-17	Nov. 27, 1930	At Chicago Bears	0-6
Sept. 18, 1977	At Denver Broncos	0-7	Oct. 5, 1930	At Portsmouth Spartans	0-0
Dec. 8, 1974	At New Orleans Saints	0-14	Sept. 21, 1930	At Green Bay Packers	0-14
Oct. 17, 1971	At Washington	0-20	Nov. 17, 1929	Green Bay Packers	0-12
Nov. 17, 1968	At Baltimore Colts	0-27	Nov. 2, 1929	At Frankford Yellow Jackets	0-8
Sept. 23, 1962	At Green Bay Packers	0-17	Oct. 20, 1929	At Chicago Bears	0-0
Nov. 19, 1961	At Baltimore Colts	0-16	Nov. 29, 1928	At Chicago Bears	0-34
Dec. 1, 1957	At Cleveland Browns	0-31	Nov. 25, 1928	At N.Y. Yankees	0-19
Nov. 20, 1955	Washington	0-31	Nov. 24, 1929	At Frankford Yellow Jackets	0-19
Oct. 16, 1955	At N.Y. Giants	0-10	Oct. 14, 1928	At Green Bay Packers	0-20
Nov. 21, 1953	At Philadelphia Eagles	0-38	Sept. 23, 1928	Chicago Bears	0-15
Nov. 25, 1951	N.Y. Giants	0-10	Oct. 16, 1927	At Green Bay Packers	0-13
Nov. 11, 1945	At Pittsburgh Steelers	0-23	Sept. 25, 1927	Chicago Bears	0-9
Oct. 21, 1945	At Detroit Lions	0-26	Nov. 25, 1926	At Chicago Bears	0-0
Sept. 30, 1945	At Cleveland Rams	0-21	Nov. 11, 1926	At Chicago Bears	0-10
Sept. 23, 1945	Detroit Lions (at Milwaukee)	0-10	Nov. 7, 1926	At N.Y. Giants	0-20
Nov. 12, 1944	At Detroit Lions	0-10	Oct. 31, 1926	Green Bay Packers	0-3
Nov. 5, 1944	Detroit Lions (at Pittsburgh)	0-27	Oct. 17, 1926	At Chicago Bears	0-16
Oct. 22, 1944	At N.Y. Giants	0-23	Nov. 26, 1935	At Chicago Bears	0-0
Nov. 7, 1943	At Brooklyn Dodgers	0-7	Nov. 27, 1924	Chicago Bears	0-21
Oct. 17, 1943	Detroit Lions (at Buffalo)	0-7	Oct. 19, 1924	At Chicago Bears	0-6
Oct. 10, 1943	Chicago Bears	0-20	Nov. 29, 1923	At Chicago Bears	0-3
Nov. 8, 1942	At Washington	0-28	Nov. 19, 1922	Canton Bulldogs	0-7
Sept. 15, 1940	Detroit Lions (at Buffalo)	0-0	Dec. 18, 1921	At Chicago Staleys	0-0
Nov. 5, 1939	At Cleveland Rams	0-14	Dec. 4, 1921	Akron Pros.	0-7
Oct. 22, 1939	Cleveland Rams	0-24	Oct. 9, 1921	Akron Pros.	0-23
Nov. 6, 1938	At N.Y. Giants	0-6	Dec. 5, 1920	At Decatur Staleys	0-10
Oct. 26, 1938	Philadelphia Eagles (at Erie)	0-7	Oct. 24, 1920	At Rock Island Independents	0-7
Oct. 23, 1938	At Detroit Lions	0-10	Oct. 10, 1920	At Chicago Tigers	0-0
Oct. 2, 1938	At Brooklyn Dodgers	0-13			

ALL-TIME TWO-POINT CONVERSIONS

ANNUAL RESULTS

Year	Results	Year	Results	Year	Results
1994.....	1-3	2003.....	1-5	2012.....	0-0
1995.....	5-6	2004.....	1-3	2013.....	1-4
1996.....	2-2	2005.....	3-5	2014.....	2-5
1997.....	3-3	2006.....	0-1	2015.....	0-0
1998.....	0-0	2007.....	0-1	2016.....	1-4
1999.....	0-1	2008.....	1-3	2017.....	1-2
2000.....	0-5	2009.....	0-0	2018.....	1-2
2001.....	1-1	2010.....	1-2	2019.....	3-3
2002.....	1-2	2011.....	0-2	Overall.....	30-64

SUCCESSFUL CONVERSIONS

Date	Opponent	Play	Outcome, Score
Oct. 31, 2019	San Francisco	Kenyan Drake pass from Kyler Murray	L, 25-28
Sept. 15, 2019	At Baltimore	KeeSean Johnson pass from Kyler Murray	L, 17-23
Sept. 8, 2019	Detroit	Christian Kirk pass from Kyler Murray	T, 27-27
Dec. 30, 2018	At Seattle	David Johnson run	L, 24-27
Oct. 28, 2018	San Francisco	Larry Fitzgerald pass from Josh Rosen	W, 18-15
Nov. 26, 2017	Jacksonville	Larry Fitzgerald pass from Blaine Gabbert	W, 27-24
Dec. 11, 2016	At Miami	David Johnson pass from Carson Palmer	L, 23-26
Dec. 7, 2014	Kansas City	John Carlson pass from Drew Stanton	W, 17-14
Nov. 30, 2014	At Atlanta	Stepfan Taylor run	L, 18-29
Dec. 22, 2013	At Seattle	Rashard Mendenhall run	W, 17-10
Nov. 14, 2010	Seattle	Larry Fitzgerald pass from Derek Anderson	L, 18-36
Sept. 28, 2008	At N.Y. Jets	Edgerrin James run	L, 35-56
Dec. 4, 2005	At San Francisco	Obafemi Ayanbadejo run	W, 17-10
Nov. 20, 2005	At St. Louis	Anquan Boldin pass from Kurt Warner	W, 38-28
Nov. 13, 2005	At Detroit	Obafemi Ayanbadejo run	L, 21-29
Dec. 12, 2004	San Francisco	Josh McCown run	L (OT), 28-31
Oct. 2, 2003	Baltimore	Jeff Blake run	L, 18-26
Sept. 22, 2002	San Diego	Frank Sanders pass from Jake Plummer	L, 15-23
Dec. 2, 2001	At Oakland	Jake Plummer run	W (OT), 34-31
Dec. 21, 1997	Atlanta	Jake Plummer run	W, 29-26
Sept. 28, 1997	At Tampa Bay	Frank Sanders pass from Kent Graham	L, 18-19
Sept. 7, 1997	Dallas	Rob Moore pass from Kent Graham	W, 25-22
Nov. 3, 1996	At N.Y. Giants	Boomer Esiason run	L, 8-16
Sept. 22, 1996	At New Orleans	Rob Moore pass from Kent Graham	W, 28-14
Dec. 17, 1995	At Philadelphia	Stevie Anderson pass from Dave Krieg	L, 20-21
Dec. 9, 1995	At San Diego	Stevie Anderson pass from Dave Krieg	L, 25-28
Nov. 12, 1995	Minnesota	Rob Moore pass from Dave Krieg	L, 24-30
Oct. 8, 1995	At N.Y. Giants	Frank Sanders pass from Dave Krieg	L, 21-27
Sept. 17, 1995	At Detroit	Frank Sanders pass from Dave Krieg	W, 20-17
Dec. 4, 1994	At Houston	Ronald Moore run	W, 30-12

Note: Two-point conversion rule instituted in NFL in 1994.

CARDINALS ALL-TIME OPPONENTS

Akron Indians	Cincinnati Celts	Hammond Pros	Minneapolis Marines	Providence Steam Rollers
Akron Pros	Cincinnati Reds	Houston Oilers	Minneapolis Red Jackets	Racine American Legion
Atlanta Falcons	Cleveland Browns	Houston Texans	Minnesota Vikings	Racine Legion
Baltimore Colts	Cleveland Bulldogs	Indianapolis Colts	Moline Athletics	Racine Tornadoes
Baltimore Ravens	Cleveland Indians	Indianapolis Indians	New England Patriots	Rochester Jeffersons
Battle Creek Maroons	Cleveland Rams	Jacksonville Jaguars	New Orleans Saints	Rock Island Independents
Berkeley Giants	College All-Stars	Kansas City Blues	New York Bulldogs	San Diego Chargers
Boston Braves	Columbus Panhandles	Kansas City Chiefs	New York Giants	San Francisco 49ers
Boston	Columbus Tigers	Kansas City Cowboys	New York Jets	Seattle Seahawks
Boston Yankees	Dallas Cowboys	Kenosha Cardinals	New York Yanks	Southern CA Maroons
Brooklyn Dodgers	Dallas Texans	LaCrosse Lagers	New York Yankees	St. Louis Gunners
Buffalo All-Americans	Dayton Triangles	Lansing Oldsmobile	Newark Bears	St. Louis Rams
Buffalo Bills	Decatur Staleys	Los Angeles Buccaneers	Oakland Raiders	Stanford Braves
Buffalo Bisons	Denver Broncos	Los Angeles Bulldogs	Oorang Indians	Staten Island Stapletons
Camp Polk	Detroit Heralds	Los Angeles Raiders	Orange Tornadoes	Tampa Bay Buccaneers
Canton Bulldogs	Detroit Lions	Los Angeles Chargers	PCFL All-Stars	Tennessee Titans
Carolina Panthers	Duluth Kelleys	Los Angeles Rams	Philadelphia Eagles	Toronto Argonauts
Chicago Bears	Frankford Yellow Jackets	Maplewood Rovers	Phila.-Pitt. Steagles	Tulsa Oilers
Chicago Staleys	Freeport Lions	Memphis Tigers	Pittsburgh Pirates	Washington Football Team
Chicago Staysms	Gary Elks	Miami Dolphins	Pittsburgh Steelers	Western Army All-Stars
Chicago Tigers	Green Bay Packers	Milwaukee Badgers	Portsmouth Spartans	Wichita Aero Commanders
Cincinnati Bengals	Greensboro Generals	Milwaukee Nighthawks	Pottsville Maroons	Wilkes-Barre Barons



DEFENSIVE TOUCHDOWNS

1960-2019

Date	Opponent	Play	Outcome, Score
Oct. 14, 2018	At Minnesota	Budda Baker 36-yard fumble return	L, 17-27
Oct. 7, 2018	At San Francisco	Josh Bynes 23-yard fumble return	W, 28-18
Dec. 24, 2017	N.Y. Giants	Robert Nkemdiche 21-yard fumble return	W, 23-0
Sept. 10, 2017	At Detroit	Justin Bethel 82-yard interception return	L, 23-35
Jan. 1, 2017	At LA Rams	Justin Bethel 66-yard interception return	W, 44-6
Dec. 18, 2016	New Orleans	Calais Campbell 53-yard fumble return	L, 41-48
Sept. 18, 2016	Tampa Bay	Marcus Cooper 60-yard interception return	W, 40-7
Dec. 27, 2015	Green Bay	Cory Redding 36-yard fumble return	W, 38-8
Dec. 27, 2015	Green Bay	Jerraud Powers 7-yard fumble return	W, 38-8
Dec. 20, 2015	At Philadelphia	Deone Bucannon 30-yard interception return	W, 40-17
Sept. 27, 2015	San Francisco	Tyrann Mathieu 33-yard interception return	W, 47-7
Sept. 27, 2015	San Francisco	Justin Bethel 21-yard interception return	W, 47-7
Sept. 20, 2015	At Chicago	Tony Jefferson 26-yard interception return	W, 48-23
Nov. 30, 2014	At Atlanta	Rashad Johnson 88-yard interception return	L, 18-29
Nov. 9, 2014	St. Louis	Antonio Cromartie 14-yard fumble return	W, 31-14
Nov. 9, 2014	St. Louis	Patrick Peterson 30-yard interception return	W, 31-14
Oct. 12, 2014	Washington	Rashad Johnson 28-yard interception return	W, 30-20
Dec. 15, 2013	At Tennessee	Antoine Cason 20-yard interception return	W, 37-34 (OT)
Dec. 8, 2013	St. Louis	Karlos Dansby 23-yard interception return	W, 30-10
Nov. 24, 2013	Indianapolis	Karlos Dansby 22-yard interception return	W, 40-11
Oct. 10, 2013	Houston	Matt Shaughnessy 6-yard fumble return	W, 27-24
Sept. 8, 2013	At St. Louis	Dan Williams 2-yard interception return	L, 24-27
Dec. 16, 2012	Detroit	Greg Toler 102-yard interception return	W, 38-10
Dec. 16, 2012	Detroit	Rashad Johnson 53-yard interception return	W, 38-10
Sept. 23, 2012	Philadelphia	James Sanders 93-yard fumble return	W, 27-6
Dec. 25, 2010	Dallas	Greg Toler 66-yard interception return	W, 27-26
Dec. 25, 2010	Dallas	Dominique Rodgers-Cromartie 32-yard interception return	W, 27-26
Oct. 31, 2010	Tampa Bay	Gerald Hayes 21-yard fumble return	L, 35-38
Oct. 10, 2010	New Orleans	Dominique Rodgers-Cromartie 28-yard interception return	W, 30-20
Oct. 10, 2010	New Orleans	Kerry Rhodes 27-yard fumble return	W, 30-20
Oct. 3, 2010	At San Diego	Kerry Rhodes 42-yard fumble return	L, 10-41
Jan. 10, 2010	Green Bay*	Karlos Dansby 17-yard fumble return in OT	W, 51-45 (OT)
Oct. 11, 2009	Houston	Dominique Rodgers-Cromartie 49-yard interception return	W, 28-21
Jan. 3, 2009	Atlanta*	Antrel Rolle 27-yard fumble return	W, 30-24
Dec. 7, 2008	St. Louis	Dominique Rodgers-Cromartie 99-yard interception return	W, 34-10
Dec. 7, 2008	St. Louis	Darnell Dockett 11-yard fumble return	W, 34-10
Nov. 2, 2008	At St. Louis	Antrel Rolle 40-yard interception return	W, 34-13
Dec. 30, 2007	St. Louis	Gerald Hayes 30-yard interception return	W, 48-19
Dec. 30, 2007	St. Louis	Antrel Rolle 47-yard interception return	W, 48-19
Dec. 2, 2007	Cleveland	Rod Hood 71-yard interception return	W, 27-21
Nov. 18, 2007	At Cincinnati	Antrel Rolle 54-yard interception return	W, 35-27
Nov. 18, 2007	At Cincinnati	Antrel Rolle 55-yard interception return	W, 35-27
Oct. 7, 2007	At St. Louis	Rod Hood 68-yard interception return	W, 34-31
Dec. 17, 2006	Denver	Antonio Smith 4-yard fumble return	L, 20-37
Nov. 26, 2006	At Minnesota	Adrian Wilson 99-yard fumble return	L, 26-31
Oct. 1, 2006	At Atlanta	Adrian Wilson 99-yard interception return	L, 10-32
Oct. 24, 2005	Philadelphia	Karlos Dansby 11-yard interception return	W, 27-21
Oct. 23, 2005	Tennessee	David Macklin 60-yard interception return	W, 20-10
Sept. 11, 2005	At N.Y. Giants	Karlos Dansby 18-yard interception return	L, 19-42
Nov. 7, 2004	At Miami	Duane Starks 41-yard interception return	W, 24-23
Oct. 3, 2004	New Orleans	Adrian Wilson 35-yard fumble return	W, 34-10
Nov. 23, 2003	St. Louis	Renaldo Hill 70-yard interception return	L, 27-30 (OT)
Nov. 3, 2002	St. Louis	Justin Lucas 35-yard return with lateral from interception	L, 14-27
Sept. 29, 2002	N.Y. Giants	Justin Lucas 38-yard interception return	W, 21-7
Jan. 6, 2002	At Washington	Adrian Wilson 61-yard interception return	L, 17-20
Dec. 30, 2001	At Carolina	Ronald McKinnon 25-yard fumble return	W, 30-7
Dec. 23, 2001	Dallas	Ronald McKinnon 24-yard interception return	W, 17-10
Dec. 18, 2001	Detroit	Fred Wakefield 20-yard interception return	W, 45-38
Oct. 7, 2001	At Philadelphia	Kyle Vanden Bosch 9-yard fumble return	W, 21-14
Nov. 5, 2000	Washington	Aeneas Williams 103-yard fumble return	W, 16-15
Dec. 5, 1999	Philadelphia	Kwame Lassiter 78-yard interception return	W, 21-17
Nov. 28, 1999	At N.Y. Giants	Eric Swann 42-yard interception return	W, 34-24
Sept. 19, 1999	At Miami	Rob Fredrickson 34-yard interception return	L, 16-19
Dec. 13, 1998	At Philadelphia	Tommy Bennett 70-yard interception return	W, 20-17
Nov. 2, 1997	Philadelphia	Bernard Wilson 66-yard interception return	W, 31-21
Oct. 12, 1997	N.Y. Giants	Aeneas Williams 30-yard interception return	L, 13-27
Sept. 28, 1997	At Tampa Bay	Aeneas Williams 42-yard interception return	L, 18-19
Dec. 22, 1996	At Philadelphia	Aeneas Williams 65-yard interception return	L, 19-29
Dec. 15, 1996	Washington	Jamir Miller 26-yard return with lateral from fumble	W, 27-26
Dec. 25, 1995	Dallas	Aeneas Williams 48-yard interception return	L, 13-37
Dec. 9, 1995	At San Diego	Clyde Simmons 25-yard interception return	L, 25-28
Oct. 29, 1995	Seattle	Lorenzo Lynch 72-yard interception return	W, 20-14
Oct. 29, 1995	Seattle	Keith McCants 5-yard fumble return	W, 20-14
Oct. 15, 1995	Washington	Aeneas Williams 28-yard interception return	W, 24-20
Nov. 27, 1994	Chicago	Keith McCants 46-yard interception return	L, 16-19
Oct. 31, 1993	New Orleans	Aeneas Williams 20-yard fumble return	L, 17-20
Oct. 31, 1993	New Orleans	Aeneas Williams 46-yard interception return	L, 17-20
Sept. 5, 1993	At Philadelphia	Lorenzo Lynch 55-yard fumble return	L, 17-23
Nov. 15, 1992	At Atlanta	Robert Massey 46-yard interception return	L, 17-20
Oct. 4, 1992	Washington	Robert Massey 31-yard interception return	W, 27-24
Oct. 4, 1992	Washington	Robert Massey 41-yard interception return	W, 27-24
Nov. 24, 1991	Philadelphia	Lorenzo Lynch 35-yard interception return	L, 14-34
Sept. 8, 1991	At Philadelphia	Rod Saddler 7-yard fumble return	W, 26-10
Sept. 1, 1991	At L.A. Rams	Eric Hill 85-yard fumble return	W, 24-14
Dec. 9, 1990	At Atlanta	Marcus Turner 47-yard interception return	W, 24-13
Dec. 2, 1990	Indianapolis	Marcus Turner 21-yard return with lateral from interception	W, 20-17
Nov. 12, 1989	Dallas	Tim McDonald 53-yard interception return	W, 24-20
Oct. 29, 1989	At Dallas	Michael Zordich 16-yard interception return	W, 19-10
Dec. 10, 1988	Philadelphia	E.J. Junior 36-yard fumble return	L, 17-23
Oct. 25, 1988	Washington	Cedric Mack 47-yard fumble return	W, 30-21
Oct. 2, 1988	At L.A. Rams	Rod Saddler 16-yard fumble return	W, 41-27
Nov. 8, 1987	Tampa Bay	Niko Noga 23-yard fumble return	W, 31-28
Oct. 11, 1987	New Orleans	Mark Jackson 77-yard fumble return	W, 24-19
Oct. 11, 1987	New Orleans	Leonard Smith 29-yard fumble return	W, 24-19
Oct. 4, 1987	At Washington	Peter Noga 60-yard interception return	L, 21-28
Sept. 8, 1985	At Cleveland	Lionel Washington 48-yard interception return	W, 37-14
Dec. 2, 1984	At New England	Thomas Howard 29-yard fumble return	W, 37-10
Sept. 16, 1984	At Indianapolis	Leonard Smith 25-yard interception return	W, 34-33

Date	Opponent	Play	Outcome, Score
Dec. 11, 1983	At L.A. Raiders	Elois Grooms 40-yard fumble return	W, 34-24
Oct. 24, 1983	N.Y. Giants	Benny Perrin 32-yard fumble return	T, 14-30
Oct. 2, 1983	At Kansas City	Lee Nelson 36-yard fumble return	L, 14-38
Nov. 25, 1981	At Baltimore	Dave Ahrens 14-yard interception return	W, 35-24
Sept. 28, 1980	Philadelphia	Eric Allen 70-yard interception return	W, 24-14
Nov. 4, 1979	Minnesota	Roger Wehrli 9-yard interception return	W, 37-7
Oct. 28, 1979	Cleveland	Steve Neils 72-yard fumble return	L, 20-38
Sept. 9, 1979	At N.Y. Giants	Mark Arneson 29-yard fumble return	W, 27-14
Oct. 31, 1977	N.Y. Giants	Mike Sensibaugh 79-yard interception return	W, 28-0
Oct. 9, 1977	Dallas	Charlie Davis 36-yard fumble return	L, 24-30
Oct. 3, 1976	N.Y. Giants	Mike Sensibaugh 35-yard interception return	W, 27-21
Nov. 23, 1975	At N.Y. Jets	Norm Thompson 61-yard interception return	W, 37-6
Oct. 27, 1974	Washington	Roger Wehrli 53-yard interception return	W, 23-20
Sept. 29, 1974	Cleveland	Norm Thompson 56-yard interception return	W, 29-7
Sept. 22, 1974	At Washington	Ron Yankowski 71-yard fumble return	W, 17-10
Oct. 10, 1972	L.A. Rams	Norm Thompson 58-yard fumble return	W, 24-14
Nov. 28, 1971	At N.Y. Giants	Larry Stallings 26-yard interception return	W, 24-7
Dec. 20, 1970	At Washington	Chuck Latourette 32-yard fumble return	L, 27-28
Nov. 1, 1970	Houston	Don Parish 41-yard interception return	W, 44-0
Sept. 27, 1970	Washington	Miller Farr 19-yard interception return	W, 27-17
Dec. 21, 1969	At Green Bay	Larry Wilson 88-yard fumble return	L, 28-45
Oct. 19, 1969	Minnesota	Bob Rowe 18-yard interception return	L, 10-27
Sept. 28, 1969	Chicago	Larry Stallings 62-yard fumble return	W, 20-17
Sept. 22, 1968	At San Francisco	Don Brumm 17-yard fumble return	L, 17-35
Oct. 22, 1967	Philadelphia	Pat Fischer 69-yard interception return	W, 48-14
Oct. 31, 1966	Chicago	Larry Wilson 29-yard interception return	W, 24-17
Oct. 2, 1966	At Philadelphia	Jerry Stovall 18-yard interception return	W, 41-10
Oct. 2, 1966	At Philadelphia	Larry Wilson 91-yard interception return	W, 41-10
Dec. 18, 1965	Cleveland	Larry Wilson 95-yard interception return	L, 24-27
Nov. 28, 1965	Philadelphia	Larry Stallings 17-yard fumble return	L, 24-28
Sept. 26, 1965	At Cleveland	Don Brumm 10-yard fumble return	W, 49-13
Dec. 13, 1964	Philadelphia	Jerry Stovall 31-yard interception return	W, 36-24
Nov. 29, 1964	At Pittsburgh	Pat Fischer 49-yard fumble return	W, 21-20
Nov. 22, 1964	At Philadelphia	Larry Wilson 42-yard interception return	W, 38-13
Nov. 8, 1964	Pittsburgh	Dale Meinert 18-yard interception return	W, 34-30
Oct. 18, 1964	Washington	Pat Fischer 39-yard interception return	W, 38-24
Oct. 4, 1964	At Washington	Pat Fischer 33-yard interception return	W, 23-17
Dec. 8, 1963	Philadelphia	Larry Wilson 42-yard fumble return	W, 32-14
Oct. 6, 1963	At Minnesota	John Symank 31-yard interception return	W, 56-14
Sept. 14, 1963	At Dallas	Jimmy Hill 58-yard interception return	W, 34-7
Oct. 28, 1962	At Dallas	Larry Wilson 57-yard interception return	W, 28-24
Dec. 17, 1961	Pittsburgh	Billy Stacy 25-yard fumble return after lateral from Joe Robb	W, 20-0
Nov. 26, 1961	At Pittsburgh	Jerry Norton 47-yard interception return	L, 27-30
Nov. 26, 1961	At Pittsburgh	Jerry Norton 37-yard interception return	L, 27-30
Nov. 5, 1961	At Dallas	Billy Stacy 31-yard interception return	W, 31-17
Nov. 5, 1961	At Dallas	Billy Stacy 34-yard interception return	W, 31-17
Oct. 22, 1961	At Washington	Jimmy Hill 35-yard interception return	W, 24-0
Sept. 17, 1961	At N.Y. Giants	William West fumble recovery in end zone	W, 21-10
Oct. 30, 1960	At N.Y. Giants	Billy Stacy 33-yard fumble return	W, 20-13
* Postseason			

SPECIAL TEAMS TOUCHDOWNS

1960-2019

Date	Opponent	Play	Outcome, Score
Dec. 30, 2018	At Seattle	Dennis Gardeck blocked punt recovery in end zone	L, 24-27
Sept. 20, 2015	At Chicago	David Johnson 108-yard kickoff return	W, 48-23
Sept. 14, 2014	At N.Y. Giants	Ted Ginn, Jr. 71-yard punt return	W, 25-14
Dec. 23, 2012	Chicago	Justin Bethel 82-yard return of blocked Adrian Wilson field goal	L, 13-28
Nov. 27, 2011	At St. Louis	Patrick Peterson 80-yard punt return	W, 23-20
Nov. 6, 2011	St. Louis	Patrick Peterson 99-yard punt return	W, 19-13 (OT)
Oct. 30, 2011	At Baltimore	Patrick Peterson 82-yard punt return	L, 27-30
Sept. 11, 2011	Carolina	Patrick Peterson 89-yard punt return	W, 28-21
Nov. 7, 2010	At Minnesota	Michael Adams 30-yard fumble return	L, 24-27 (OT)
Nov. 7, 2010	At Minnesota	LaRod Stephens-Howling 96-yard kickoff return	L, 24-27 (OT)
Sept. 16, 2010	Oakland	LaRod Stephens-Howling 102-yard kickoff return	W, 24-23
Nov. 29, 2009	At Tennessee	LaRod Stephens-Howling 99-yard kickoff return	L, 17-20
Sept. 20, 2009	At Jacksonville	Antrel Rolle 83-yard return of blocked Calais Campbell field goal	W, 31-17
Dec. 14, 2008	Minnesota	Rod Hood 68-yard return of blocked D. Rodgers-Cromartie field goal	L, 14-35
Oct. 12, 2008	Dallas	Monty Beisel three-yard return of Sean Morey blocked punt in OT	W, 30-24 (OT)
Oct. 12, 2008	Dallas	J.J. Arrington 93-yard kickoff return TD to begin game	W, 30-24 (OT)
Sept. 30, 2007	Pittsburgh	Steve Breaston 73-yard punt return	W, 21-14
Nov. 26, 2006	At Minnesota	J.J. Arrington 99-yard kickoff return	L, 26-31
Sept. 28, 2003	At St. Louis	Josh Scobey 100-yard kickoff return	L, 13-37
Sept. 15, 2002	At Seattle	MarTay Jenkins 95-yard kickoff return	W, 24-13
Nov. 12, 2000	At Minnesota	MarTay Jenkins 98-yard kickoff return	L, 14-31
Sept. 14, 1997	At Washington	Tommy Bennett blocked punt recovery in end zone	L, 13-19
Nov. 19, 1995	At Carolina	Adreas Williams 72-yard return of blocked field goal	L, 7-27
Sept. 12, 1993	At Washington	Johnny Bailey 58-yard punt return	W, 17-10
Dec. 13, 1987	N.Y. Giants	Vai Sikaheka 76-yard punt return	W, 27-24
Dec. 21, 1986	Tampa Bay	Vai Sikaheka 71-yard punt return	W, 21-17
Dec. 21, 1986	Tampa Bay	Vai Sikaheka 60-yard punt return	W, 21-17
Sept. 20, 1981	Washington	Stump Mitchell 50-yard punt return	L, 10-30
Dec. 7, 1980	Detroit	Roy Green 57-yard punt return	W, 24-23
Oct. 21, 1979	At Dallas	Roy Green 106-yard kickoff return	L, 13-22
Nov. 19, 1978	At Washington	Willard Harrell 70-yard punt return	W, 27-17
Oct. 13, 1975	At Washington	Terry Metcalf 93-yard kickoff return	L, 17-27
Nov. 2, 1975	New England	Terry Metcalf 69-yard punt return	W, 24-17
Dec. 21, 1975	At Detroit	Dwayne Crump 64-yard return of blocked field goal	W, 24-13
Sept. 29, 1974	Cleveland	Terry Metcalf 94-yard kickoff return	W, 29-7
Sept. 23, 1973	Washington	Don Shy 97-yard kickoff return	W, 24-27
Oct. 1, 1972	Pittsburgh	Norm Thompson 8-yard return of blocked punt	L, 19-25
Nov. 21, 1971	Philadelphia	George Hoey 103-yard kickoff return	L, 20-37
Nov. 16, 1970	At Dallas	Johnny Roland 74-yard punt return	W, 38-0
Dec. 21, 1969	At Green Bay	John Gilliam 100-yard kickoff return	L, 28-45
Sept. 29, 1968	At New Orleans	Chuck Latourette 86-yard punt return	W, 21-20
Sept. 25, 1966	At Cleveland	Roy Shivers 94-yard kickoff return	W, 34-28
Oct. 2, 1966	At Philadelphia	Johnny Roland 86-yard punt return	W, 41-10
Sept. 27, 1964	At San Francisco	Jim Burson 68-yard punt return	W, 23-13
Oct. 15, 1961	Philadelphia	Bobby Joe Conrad 73-yard punt return	L, 7-20



CARDINALS QUARTERBACKS

STARTING QUARTERBACK WON-LOSS (1960-2019)

Player	Record	Player	Record	Player	Record	Player	Record
Derek Anderson	2-7	Stan Gelbaugh	0-3	Kevin Kolb	6-8	Steve Pisarkiewicz	2-2
Pete Beathard	2-3	Kent Graham	5-10	Dave Kreig	4-12	Jake Plummer	30-52
Steve Beuerlein	9-12	Ralph Gugliemi	3-2	Charley Johnson	36-28-5	John Roach	4-5-1
Jeff Blake	3-10	Shawn Halloran	1-1	Matt Leinart	7-10	Josh Rosen	3-10
Sam Bradford	0-3	Max Hall	1-2	Ryan Lindley	1-5	Timm Rosenbach	5-15
Dave Brown	3-4	Jim Hart	87-87-5	Neil Lomax	47-53-2	Jay Schroeder	5-3
Stoney Case	0-1	King Hill	0-1	Mike Loyd	0-1	John Skelton	8-9
Chris Chandler	5-12	Gary Hogeboom	5-8	Josh McCown	10-12	Drew Stanton	9-4
Gary Cuozzo	1-5	Brian Hoyer	0-1	Jim McMahon	0-1	Cliff Stoudt	0-4
Boomer Esiason	3-5	Buddy Humphrey	0-3	Kyler Murray	5-10-1	Tom Tupa	4-9
Sam Etcheverry	5-8	George Izo	1-0	John Navarre	0-1	Tim Van Galder	1-3-1
Blaine Gabbert	2-3	Gary Keithley	1-1	Terry Nofsinger	1-4	Kurt Warner	27-30
Sammy Garza	0-1	Shaun King	0-2	Carson Palmer	38-21-1		

STARTING QUARTERBACKS (1960-2019)

Year	Quarterbacks	Year	Quarterbacks
2019	Kyler Murray (5-10-1)	1989	Gary Hogeboom (5-8), Tom Tupa (0-2), Timm Rosenbach (0-1)
2018	Josh Rosen (3-10), Sam Bradford (0-3)	1988	Neil Lomax (7-7), Cliff Stoudt (0-2)
2017	Carson Palmer (3-4), Drew Stanton (3-1), Blaine Gabbert (2-3)	1987	Neil Lomax (6-6), Shawn Halloran (1-1), Sammy Garza (0-1)
2016	Carson Palmer (6-8-1), Drew Stanton (1-0)	1986	Neil Lomax (4-9-1), Cliff Stoudt (0-2)
2015	Carson Palmer (13-3)	1985	Neil Lomax (5-11)
2014	Carson Palmer (6-0), Drew Stanton (5-3), Ryan Lindley (0-2)	1984	Neil Lomax (9-7)
2013	Carson Palmer (10-6)	1983	Neil Lomax (7-6-1), Jim Hart (1-1)
2012	John Skelton (1-5), Kevin Kolb (3-2), Ryan Lindley (1-3), Brian Hoyer (0-1)	1982	Neil Lomax (5-4)
2011	Kevin Kolb (3-6), John Skelton (5-2)	1981	Jim Hart (3-6), Neil Lomax (4-3)
2010	Derek Anderson (2-7), John Skelton (2-2), Max Hall (1-2)	1980	Jim Hart (5-10), Mike Loyd (0-1)
2009	Kurt Warner (10-5), Matt Leinart (0-1)	1979	Jim Hart (3-10), Steve Pisarkiewicz (2-1)
2008	Kurt Warner (9-7)	1978	Jim Hart (6-9), Steve Pisarkiewicz (0-1)
2007	Kurt Warner (5-6), Matt Leinart (3-2)	1977	Jim Hart (7-7)
2006	Matt Leinart (4-7), Kurt Warner (1-4)	1976	Jim Hart (10-4)
2005	Kurt Warner (2-8), Josh McCown (3-3)	1975	Jim Hart (11-3)
2004	Josh McCown (6-7), Shaun King (0-2), John Navarre (0-1)	1974	Jim Hart (10-4)
2003	Jeff Blake (3-10), Josh McCown (1-2)	1973	Jim Hart (3-8-1), Gary Keithley (1-1)
2002	Jake Plummer (5-11)	1972	Tim Van Galder (1-3-1), Gary Cuozzo (1-5), Jim Hart (2-1)
2001	Jake Plummer (7-9)	1971	Jim Hart (2-6-1), Pete Beathard (2-3)
2000	Jake Plummer (3-11), Dave Brown (0-2)	1970	Jim Hart (8-5-1)
1999	Jake Plummer (3-8), Dave Brown (3-2)	1969	Charley Johnson (2-6-1), Jim Hart (2-3)
1998	Jake Plummer (9-7)	1968	Jim Hart (8-3-1), Charley Johnson (1-1)
1997	Kent Graham (1-5), Stoney Case (0-1), Jake Plummer (3-6)	1967	Jim Hart (6-7-1)
1996	Boomer Esiason (3-5), Kent Graham (4-4)	1966	Charley Johnson (7-1-1), Terry Nofsinger (1-4)
1995	Dave Krieg (4-12)	1965	Charley Johnson (5-6), Buddy Humphre (0-3)
1994	Steve Beuerlein (3-4), Jim McMahon (0-1), Jay Schroeder (5-3)	1964	Charley Johnson (9-3-2)
1993	Steve Beuerlein (6-8), Chris Chandler (1-1)	1963	Charley Johnson (9-5)
1992	Timm Rosenbach (0-3), Chris Chandler (4-9)	1962	Sam Etcheverry (1-3), Charley Johnson (3-6-1)
1991	Tom Tupa (4-7), Stan Gelbaugh (0-3), Chris Chandler (0-2)	1961	Sam Etcheverry (4-5), Ralph Gugliemi (3-2)
1990	Timm Rosenbach (5-11)	1960	King Hill (1-0), John Roach (4-5-1), George Izo (1-0)

QUARTERBACKS ON ROSTER (1988-2019)

Year	Starter (Games)	Non-Starter (Games)
2019	Kyler Murray (16)	Brett Hundley (3), Drew Anderson, *Kyle Slotter
2018	Josh Rosen (13), Sam Bradford (3)	Mike Glennon (2), Charles Kanoff
2017	Carson Palmer (7), Drew Stanton (4), Blaine Gabbert (5)	Matt Barkley, *Mike Bercovici
2016	Carson Palmer (15), Drew Stanton (1)	Zac Dysert
2015	Carson Palmer (16)	Drew Stanton (7), Matt Barkley
2014	Drew Stanton (8), Carson Palmer (6), Ryan Lindley (2)	Logan Thomas (2), *Dennis Dixon, *Jeff Mathews
2013	Carson Palmer (16)	Drew Stanton, Ryan Lindley
2012	John Skelton (6), Kevin Kolb (5), Ryan Lindley (4), Brian Hoyer (1)	None
2011	Kevin Kolb (9), John Skelton (7)	Richard Bartel (2)
2010	Derek Anderson (9), John Skelton (4), Max Hall (3)	Richard Bartel (1)
2009	Kurt Warner (15), Matt Leinart (1)	Brian St. Pierre (1)
2008	Kurt Warner (16)	Matt Leinart (4), Brian St. Pierre
2007	Kurt Warner (11), Matt Leinart (5)	Tim Rattay (4), Tim Hasselbeck (1)
2006	Matt Leinart (11), Kurt Warner (5)	John Navarre (1), Shane Boyd
2005	Kurt Warner (10), Josh McCown (6)	John Navarre (1), Rohan Davey
2004	Josh McCown (13), Shaun King (2), John Navarre (1)	*Chris Lewis
2003	Jeff Blake (13), Josh McCown (3)	Preston Parsons
2002	Jake Plummer (16)	Josh McCown (2), Preston Parsons
2001	Jake Plummer (16)	Dave Brown, Chris Greisen
2000	Jake Plummer (14), Dave Brown (2)	Chris Greisen (2), *Sean Keenan
1999	Jake Plummer (11), Dave Brown (5)	Sherdick Bonner, Chris Greisen (2)
1998	Jake Plummer (16)	Dave Brown (1), Stoney Case, *Cory Sauter
1997	Kent Graham (6), Stoney Case (1), Jake Plummer (9)	None
1996	Boomer Esiason (8), Kent Graham (8)	Stoney Case, Chad May, *Mark Butterfield
1995	Dave Krieg (16)	Mike Buck (4), Stoney Case (2)
1994	Steve Beuerlein (7), Jim McMahon (1), Jay Schroeder (8)	Chris Swartz
1993	Steve Beuerlein (14), Chris Chandler (2)	Will Furrer, Tony Sacca
1992	Timm Rosenbach (3), Chris Chandler (13)	Tony Sacca (2), Erik Wilhelm
1991	Tom Tupa (11), Stan Gelbaugh (3), Chris Chandler (2)	Craig Kupp (1)
1990	Timm Rosenbach (16)	*Craig Kupp, Tom Tupa
1989	Gary Hogeboom (13), Tom Tupa (2), Timm Rosenbach (1)	#Neil Lomax
1988	Neil Lomax (13), Cliff Stoudt (3)	Tom Tupa (2)

*Practice squad only



PRIME TIME GAMES

MONDAY NIGHT FOOTBALL

Date	Site/Opponent	Result	Att.
Sept. 25, 2017	Dallas	L, 28-17	65,102
Oct. 17, 2016	New York Jets	W, 28-3	64,709
Oct. 26, 2015	Baltimore	W, 26-18	64,722
Sept. 8, 2014	San Diego	W, 18-17	61,292
Oct. 29, 2012	San Francisco	L, 24-3	62,810
Nov. 29, 2010	San Francisco	L, 27-6	63,208
Dec. 14, 2009	at San Francisco	L, 24-9	69,732
Nov. 10, 2008	San Francisco	W, 29-24	64,519
Sept. 10, 2007	at San Francisco	L, 20-17	68,111
Oct. 16, 2006	Chicago	L, 24-23	63,977
Sept. 27, 1999	San Francisco	L, 24-10	70,993
Dec. 25, 1995	Dallas	L, 37-13	72,394
Sept. 12, 1988	Dallas	L, 17-14	67,139
Sept. 29, 1986	Dallas	L, 31-7	49,077
Nov. 4, 1985	Dallas	W, 21-10	49,337
Oct. 7, 1985	at Washington	L, 27-10	53,134
Oct. 24, 1983	New York Giants	T, 20-20	45,530
Nov. 14, 1977	at Dallas	W, 24-17	63,038
Oct. 31, 1977	New York Giants	W, 28-0	50,323
Oct. 25, 1976	at Washington	L, 20-10	48,325
Oct. 13, 1975	at Washington	L, 27-17	54,693
Nov. 11, 1974	Minnesota	L, 28-24	50,183
Nov. 27, 1972	at Miami	L, 31-10	80,010
Nov. 15, 1971	at San Diego	L, 20-17	46,486
Sept. 27, 1971	New York Jets	W, 17-10	50,358
Nov. 16, 1970	at Dallas	W, 38-0	69,232

Overall: 9-16-1 (Home: 7-9-1; Away: 2-7)

SUNDAY-THURSDAY NIGHT FOOTBALL

Date	Site/Opponent	Result	Att.
*Oct. 31, 2019	San Francisco	L, 25-28	60,986
*Oct. 18, 2018	Denver	L, 10-45	62,359
*Nov. 9, 2017	Seattle	L, 22-16	64,639
Oct. 23, 2016	Seattle	T, 6-6	65,089
*Oct. 6, 2016	at San Francisco	W, 33-21	70,178
Sept. 11, 2016	New England	L, 21-23	64,864
&Dec. 20, 2015	at Philadelphia	W, 40-17	69,596
*Dec. 10, 2015	Minnesota	W, 23-20	64,784
&Nov. 22, 2015	Cincinnati	W, 34-31	64,745
Nov. 15, 2015	at Seattle	W, 39-32	69,005
Dec. 21, 2014	Seattle	L, 35-6	63,806
*Dec. 11, 2014	at St. Louis	W, 12-6	55,880
*Oct. 17, 2013	Seattle	L, 34-22	61,200
*Oct. 4, 2012	at St. Louis	L, 17-3	54,653
&Dec. 6, 2009	Minnesota	W, 30-17	64,121
Oct. 25, 2009	at New York Giants	W, 24-17	78,299
Sept. 27, 2009	Indianapolis	L, 31-10	62,692
*Nov. 27, 2008	at Philadelphia	L, 20-48	69,144
**Oct. 2, 2005	San Francisco	W, 31-14	+103,467
Dec. 15, 2002	at St. Louis	L, 30-28	65,939
Sept. 23, 2001	Denver	L, 38-17	47,239
Nov. 26, 2000	New York Giants	L, 31-7	38,909
Sept. 10, 2000	Dallas	W, 32-31	58,303
Dec. 19, 1999	Buffalo	L, 31-21	59,509
Oct. 17, 1999	Washington	L, 24-10	51,789
Sept. 20, 1998	Philadelphia	W, 17-3	36,717
Sept. 7, 1997	Dallas	W, 25-22 (OT)	70,060
Sept. 8, 1996	Miami	L, 38-10	55,444
*Nov. 30, 1995	New York Giants	L, 10-6	44,246
Sept. 10, 1995	Philadelphia	L, 31-19	45,004
Oct. 30, 1994	Pittsburgh	W, 20-17 (OT)	65,690
Sept. 11, 1994	New York Giants	L, 20-17	60,066
Sept. 19, 1993	Dallas	L, 17-10	73,025
Sept. 13, 1992	Philadelphia	L, 31-14	42,533
Sept. 22, 1991	Dallas	L, 17-9	68,814
Sept. 30, 1990	Washington	L, 38-10	49,303

Overall: 13-22-1 (Home: 8-19-1; Away: 5-3)

*denotes Thursday night game, all others are Sunday night games ** denotes Mexico City
+ denotes NFL attendance record & denotes flexed into Sunday night game



The Cardinals and 49ers made history by playing the NFL's first regular-season game outside the United States. The two teams played at Estadio Azteca in Mexico City in front of 103,467 fans on 10/2/05.



THANKSGIVING GAMES

Date	Site/Opponent	Result	Att.
Nov. 27, 2008	at Philadelphia Eagles	L, 48-20	69,144
Nov. 28, 1985	at Dallas Cowboys	L, 35-17	54,125
Nov. 24, 1983	at Dallas Cowboys	L, 35-17	60,764
Nov. 24, 1977	Miami Dolphins	L, 55-14	50,269
Nov. 25, 1976	at Dallas Cowboys	L, 19-14	62,498
Nov. 27, 1975	Buffalo Bills	L, 32-14	41,899
Nov. 23, 1967	at Dallas Cowboys	L, 46-21	68,787
Nov. 23, 1950	Pittsburgh Steelers	L, 28-17	11,622
Nov. 25, 1948	at Detroit Lions	W, 28-14	22,957
Nov. 28, 1935	Green Bay Packers	W, 9-7	7,500
Nov. 29, 1934	Green Bay Packers	W, 6-0	3,500
Nov. 30, 1933	Chicago Bears	L, 22-6	8,000
Nov. 24, 1932	at Chicago Bears	L, 34-0	6,800
Nov. 26, 1931	at Chicago Bears	L, 18-7	14,000
Nov. 27, 1930	at Chicago Bears	L, 6-0	8,175
Nov. 28, 1929	at Chicago Bears	W, 40-6	7,000
Nov. 29, 1928	at Chicago Bears	L, 34-0	10,000
Nov. 24, 1927	at Chicago Bears	W, 3-0	6,000
Nov. 25, 1926	at Chicago Bears	T, 0-0	8,000
Nov. 26, 1925	at Chicago Bears	T, 0-0	39,000
Nov. 27, 1924	Chicago Bears	L, 21-0	13,000
Nov. 29, 1923	at Chicago Bears	L, 3-0	13,500
Nov. 30, 1922	Chicago Bears	W, 6-0	14,000
Overall: 6-15-2			

HOTTEST/COLDEST (1960-2019)

HOTTEST GAMES

Kickoff Temperature	Opponent, Site	Date	Result
104°	Atlanta, Sun Devil Stadium	Sept. 30, 2001	L, 34-14
103°	Denver, Sun Devil Stadium	Sept. 23, 2001	L, 38-17
102°	Green Bay, Sun Devil Stadium	Sept. 21, 2003	W, 20-13
101°	Dallas, Sun Devil Stadium	Sept. 7, 1997	W, 25-22
101°	Miami, Sun Devil Stadium	Sept. 8, 1996	L, 38-10
100°	San Diego, Sun Devil Stadium	Sept. 22, 2002	L, 23-15
100°	Dallas, Sun Devil Stadium	Sept. 10, 2000	W, 32-31
100°	Philadelphia, Sun Devil Stadium	Sept. 13, 1992	L, 31-14
99°	Philadelphia, Sun Devil Stadium	Sept. 10, 1995	L, 31-19
99°	Dallas, Texas Stadium	Sept. 20, 1992	L, 31-20
98°	Seattle, Sun Devil Stadium	Sept. 14, 2003	L, 38-0
98°	Philadelphia, Sun Devil Stadium	Sept. 20, 1998	W, 17-3
98°	N.Y. Giants, Sun Devil Stadium	Sept. 11, 1994	L, 20-17
98°	Dallas, Sun Devil Stadium	Sept. 12, 1988	L, 17-14
98°	Dallas, Texas Stadium	Sept. 13, 1981	L, 30-17

COLDEST GAMES

Kickoff Temperature	Opponent, Site	Date	Result
10°	Philadelphia, Busch Stadium	Dec. 18, 1983	W, 31-7
14°	Washington, Busch Stadium	Dec. 10, 1977	L, 26-20
15°	Philadelphia, Veterans Stadium	Dec. 24, 1989	L, 14-31
15°	L.A. Rams, Busch Stadium	Dec. 10, 1972	W, 24-14
16°	Dallas, Busch Stadium	Dec. 15, 1963	L, 28-24
17°	Cleveland, Busch Stadium	Dec. 14, 1968	W, 27-16
*20°	At Green Bay, Lambeau Field	Jan. 8, 1983	L, 41-16
20°	At Chicago, Soldier Field	Dec. 16, 1979	L, 42-6
21°	Washington, Busch Stadium	Dec. 21, 1980	L, 31-7
22°	Washington, Busch Stadium	Dec. 12, 1982	L, 12-7
22°	Dallas, Busch Stadium	Dec. 16, 1973	L, 30-3
24°	Washington, Busch Stadium	Dec. 21, 1985	L, 27-16

*Postseason



HEAD COACHES

Years	Coach	Regular & Postseason Record
1920	Marshall Smith	3-2-1
1921-22	John "Paddy" Driscoll	11-6-2
1923-24	Arnie Horween	13-8-1
1925-26	Norm Barry	16-8-2
1927	Guy Chamberlin	3-7-1
1928	Fred Gillies	1-5-0
1929	Dewey Scanlon	6-6-1
1930	Ernie Nevers	5-6-2
1931	the Roy Andrews	0-1-0
1931	Ernie Nevers	5-3-0
1932	Jack Chevigny	2-6-2
1933-34	Paul Schissler	6-15-1
1935-38	Milan Creighton	16-26-4
1939	Ernie Nevers	1-10-0
1940-42	Jimmy Conzelman	8-22-3
1943-45	Phil Handler**	1-29-0
1946-48	Jimmy Conzelman	27-10-0
1949	Phil Handler	2-4-0
	Buddy Parker***	
1949	Buddy Parker	4-1-1
1950-51	Earl "Curly" Lambeau	8-16-0
1952	Joe Kuharich	4-8-0

* Resigned after one game in 1931

** Co-coach with Walt Kiesling of 1944 Card-Pitt team

*** Co-head coaches for first six games in 1949

**** Resigned after 12 games in 1961

Years	Coach	Regular & Postseason Record
1953-54	Joe Stydahar	3-20-1
1955-57	Ray Richards	14-21-1
1958-61	Frank "Pop" Ivy***	15-31-2
1961	Chuck Drutis	2-0-0
	Ray Prochaska	
	Ray Wilsey+	
1962-65	Wally Lemm	27-26-3
1966-70	Charley Winner	35-30-5
1971-72	Bob Holtway	8-18-2
1973-77	Don Coryell	42-29-1
1978-79	Bud Wilkinson++	9-20-0
1979	Larry Wilson	2-1-0
1980-85	Jim Hanifan	39-50-1
1986-89	Gene Stallings+++	23-34-1
1989	Hank Kuhlmann	0-5
1990-93	Joe Bugel	20-44
1994-95	Buddy Ryan	12-20
1996-2000	Vince Tobin^	29-44
2000-03	Dave McGinnis^^	17-40
2004-06	Dennis Green	16-32
2007-12	Ken Whisenand	49-53
2013-17	Bruce Arians	50-32-1

+ Co-head coaches for final two games in 1961

++ Released after 13 games in 1979

+++ Released after 11 games in 1989

^ Released after seven games in 2000

Years	Coach	Regular & Postseason Record
2018	Steve Wilks	3-13
2019	Kliff Kingsbury	5-10-1



On January 8, 2019 Kliff Kingsbury was named head coach of the Arizona Cardinals.

^^ Interim head coach for eight games in 2000; named permanent head coach prior to season finale

ASSISTANT COACHES (1936-2019)

A	Achuff, Chris	Defensive Line	2019
		Assistant Defensive Line	2018
	Aiken Ron	Defensive Line	2007-12
	Allen, Terry	Bill Bidwill Fellowship/RBs	2017-18
	Alosi, Pete	Asst. Strength & Conditioning	2010-14
	Atkins, Bill	Defensive Secondary	1980-81
	Atkins, Dave	Offensive Coordinator	1994-95
	Austin, Bill	Offensive Line/Running Game	1972
	Austin, Terry	Defensive Backs	2007-09
B	Banker, Chuck	Offensive Backfield	1985
		Special Teams/Defensive Assistant	1983-84
		Special Teams	1980-82
	Badovinac, Peter	Assistant Wide Receivers	2019
	Bennett, Leeman	Offensive Backs	1970-71
	Bettcher, James	Defensive Coordinator	2015-17
		Outside Linebackers	2013-14
	Bettis, Tom	Defensive Coordinator	1978-84
	Blevins, Anthony	Coaching Assistant/Special Teams	2013-17
	Blue, Ken	Linebackers	1970
	Bowles, Todd	Defensive Coordinator	2013-14
	Braden, Marv	Special Teams	1986-89
	Bresnahan, Tom	Offensive Line	1986-88
	Brooks, Dan	Special Assignments	1977
	Brooks, Larry	Defensive Line	2006
	Brown, Don	Flexibility and Strength	1979-84
	Brown, Ray	Offensive Line	2018
	Buckner, Brentson	Defensive Line	2013-17; 2020
	Bullen, Charlie	Outside Linebackers	2020
		Assistant Linebackers	2019
	Bush, Frank	Asst. Head Coach/Linebackers	2004-06

C	Caldwell, Mike	Linebackers	2013-14
	Capretta, Ryan	Asst. Strength and Conditioning	2003-2005
	Carpenter, Lew	Offensive Coordinator/Receivers	1971-72
	Carthon, Maurice	Running Backs	2007-08
	Caruthers, LeBaron	Strength and Conditioning	1986-89
	Cavanaugh, Matt	Quarterbacks	1995
	Champion, Jim	Defensive Line	1966, 1974-75
	Chirchio, Mike	Defensive Asst./Asst. DBs	2015-17
	Christophel, Rick	Tight Ends	2013-17
	Chryst, Geep	Quarterbacks	1998, 2001-03
		Tight Ends/Quality Control	2011-12
	Cioffi, Louie	Defensive Backs	1991-92
	Clark, Sam	Intern	1991-92
	Clements, Tom	Pass Game Coordinator/QBs	2019
	Cochran, Red	Offensive Backs	1968-69
	Cottrell, Ted	Linebackers	1994
		Defensive Line	1990-93
	Courtright, Rick	Defensive Quality Control/Asst. Secondary	2004-10
	Curzi, Jim	Strength	1976

D	Daddio, Bill	Assistant Coach	1952
	Davis, Bill	Linebackers	2019
		Linebackers/Defensive Coordinator	2007-10
	Devlin, Mike	Asst. Off. Line/Off. Quality Control	2000-03
	Dewell, Billy	Ends	1950
	Diaz-Infante, David	Offensive Assistant	2013-14
	Douglas, Otis	Line	1955
	Dowhower, Rod	Offensive Coordinator	1983-84
		Quarterbacks and Receivers	1973

Drake, Darryl	Wide Receivers	2013-17
Drutis, Chuck	Defensive Coordinator/Linebackers	1972
	Defensive Backs	1971
	Defensive Coach	1962-70
	Assistant Coach	1958-61
	Defensive Line	1956-57

E	Elliott, Pete	Offensive Backfield	1978
	Escalante, Alonso	Offensive Quality Control	2018
	Evans, Dick	Assistant Coach	1952
	Everest, Al	Special Teams	1996-99

F	Fassel, Jim	Offensive Coordinator	1996
	Feldman, Rudy	Linebackers	1982-85
	Feldman, Rudy	Defensive Line	1978-81
	Fitzgerald, Jeff	Linebackers	2001-03
		Quality Control	2000
	Foot, Larry	Linebackers	2018
		Inside Linebackers	2015-17
	Ford, Robert	Wide Receivers	2004
	Forzano, Rick	Offensive Backs/Game Scouting	1966-67

G	Galbraith, Marty	Tight Ends	2003
	Gallagher, Dick	Ends	1953
	Garrett, John	Quarterbacks	1999-2000
	Garver, Kevin	Wide Receivers	2018
		Offensive Asst./Asst. WRs	2013-17
	Gibbs, Joe	Offensive Backs	1973-77
	Gilmer, Harry	Quarterbacks	1967-69, 81-82
		Quarterbacks and Receivers	1975-80
	Glick, Fred	Defensive Secondary	1978-79
	Godette, Cary	Defensive Line Assistant	2003
	Goldberg, Marshall	Assistant Coach/Chief Scout	1949
	Goodwin, Harold	Offensive Coordinator	2013-17
	Greene, Joe	Defensive Line	1996-2003
	Grimm, Chad	Offensive Quality Control	2009-12
	Grimm, Russ	Asst. Head Coach/Offensive Line/Run Game Coordinator	2007-12
	Grosso, Rob	Defensive Quality Control	2019

H	Haley, Todd	Offensive Coordinator	2007-08
	Hall, Sid	Linebackers	1974-75
		Defensive Line	1973
	Hammond, Bobby	Running Backs	1990-91
	Handler, Phil	Line	1946-48, 50-51
		Assistant Coach	1946-42
	Hanifan, Jim	Offensive Line	1973-78
	Harbison, Charlie	Assistant Defensive Backs	2018
	Hargrave, Carl	Offensive Consultant	2004
		Tight Ends	2005-06
	Heiden, Steve	Tight Ends	2019
		Assistant Offensive Line	2018
		Asst. Special Teams/Asst. Tight Ends	2013-17
	Henderson, Donnie	Defensive Backs	2010
	Henke, Ed	Player-Coach (Defensive Line)	1963
	Hoener, Pete	Offensive Line	2003
		Tight Ends	2001-02
		Tight Ends	1985-86
	Holcomb, Al	Defensive Coordinator	2018
	Horton, Ray	Defensive Coordinator	2011-12

I	Isbell, Cecil	Backfield	1950-51
----------	---------------	-----------	---------



J	Jackson, Bobby	Running Backs	1992-93
	Jameson, Dick	Offensive Coordinator	1985, 1997
		Offensive Backfield	1980-84
	Johnson, Don	Sr. Asst./Defensive Line	2018
	Johnson, Jim	Defensive Backs	1990-93
		Defensive Line	1986-89
	Jones, Amos	Special Teams Coordinator	2013-17
	Jones, Ronnie	Defensive Coordinator	1994-95
	Jorge, Ernie	Line	1953-54
	Joseph, Vance	Defensive Coordinator	2019-
K	Kean, Tom	Assistant Coach	1957
	Kellison, John	Assistant Talent Scout	1955-56
	Khayat, Bill	Offensive Quality Control	2004-06
	Kingdom, Roger	Asst. Strength and Conditioning	2014-17
	Kirkland, Levon	Bill Bidwill Fellowship/OLBs	2015-16
	Kitchens, Freddie	TEs/QBs/RBs	2007-17
	Kruczek, Mike	Quarterbacks	2004-06
	Kugler, Sean	Offensive Line	2019-
	Kuhlmann, Hank	Special Teams	2000-03
		Tight Ends	1998-99
		Running Backs	1986-89
	Kwan, Stan	Sp. Teams Asst./Def. Quality Control	2001-03
L	Lanham, Paul	Special Teams	1972
	Lawrence, Daryl	Asst. Strength and Conditioning	2004-06
	Lawrence, Don	Tight Ends	2000
	Leach, Bob	Defensive Line	1971-72
	Leftwich, Byron	QB/Offensive Coordinator	2018
		Quarterbacks	2017
	Lem, Wally	Assistant Coach	1956, 1959
	Lindsay, Everett	Offensive Line	2004-05
	Loney, Steve	Defensive Assistant/Offensive Line	1993, 2006
	Loft, John	Strength & Conditioning	2007-13
	Lovat, Tom	Offensive Line	1980-84, 1990-91
M	Marmie, Larry	Defensive Coordinator	2001-03
		Defensive Backs	1996-2000
	Martinez, George	Running Backs	1995
		Quality Control	1994
	Matsko, John	Offensive Line	1992-93
	Mauck, Carl	Offensive Line	1996-97
	McCoy, Mike	Offensive Coordinator	2018
	McCray, Randall	Assistant Special Teams	2018-19
	McDaniel, LeCharles	Wide Receivers	1993
	McGinnis, Dave	Defensive Coordinator	1996-2000
	McKinney, Rusty	Defensive Assistant	2019-
	McLaughlin, Leon	Special Assistant/Quality Control	1986-89
		Special Assistant to the Head Coach	1980-85
		Special Assistant	1979
	McMillan, Ernie	Offensive Line	1985
	McNulty, John	Quarterbacks/Wide Receivers	2009-12
	Merritt, Sr. Dave	Defensive Backs	2018
	Michael, Jason	Tight Ends	2018
	Miller, Chris	Quarterbacks	2009-11
	Miller, Mike	Wide Receivers/Passing Game Coordinator/	2007-12
		Offensive Coordinator	
	Miller, Red	Offensive Line	1966-70
	Milus, Ron	Defensive Backs	2003
	Mitchell, Stump	Running Backs	2013-16
	Modkins, Curtis	Running Backs	2009
	Moore, Mal	Wide Receivers	1986-89
	Moore, Tom	Assistant Head Coach/Offense	2013-17
	Morris, Buddy	Strength & Conditioning	2014-
	Morris, Guy	Offensive Line Assistant	1994
	Muha, Joe	Backfield	1954
	Murphy, Mike	Inside Linebackers/Quality Control	1991-93
		Defensive Assistant/Quality Control	1990
N	Natkin, Brian	Assistant Offensive Line	2019-
	Neal, Dan	Offensive Line	1994-95
	Nixon, Mike	Assistant Coach	1952
	Nowaskey, Bob	Ends	1954-57, 1956
O	O'Dea, Kevin	Special Teams	2004-05
	Olson, Rich	Offensive Coordinator	2001-02
P	Parker, Buddy	Special Assistant	1978
		Assistant Coach	1943, 1945-48
	Pascale, Joe	Linebackers	1986-89
		Outside Linebackers	1991-93
		Defensive Coordinator	1990
	Pendergast, Clancy	Defensive Coordinator	2004-08
	Peters, Floyd	Assistant Head Coach/Defense	1982-85
	Pires, Glenn	Linebackers	1996-2000
	Pirol, Anthony	Asst. Strength & Conditioning	2016-17
	Plasman, Dick	Assistant Coach	1947-49
	Plumb, Ted	Receivers/Tight Ends	1994-95
		Tight Ends	1993
		Wide Receivers	1990-92
	Pollard, Deek	Defensive Line	2004-05
	Polsfoot, Fran	Wide Receivers	1962-67
	Pratt, Tom	Pass Rush Specialist	2013-17
	Prochaska, Ray	Offensive Line	1962-65
		Assistant Coach	1958-61
	Putnam, Duane	Offensive Line	1979-80
R	Raich, Matt	Defensive Assistant/Linebackers	2007-12
	Raih, David	Wide Receivers	2019-
	Ramsey, Buster	Player-Coach (Defense)	1951
	Ramsey, Kevin	Defensive Backs	2001-02
	Rapone, Nick	Defensive Backs	2013-17
	Rapp, Vic	Wide Receivers	1996-2000
	Reich, Frank	Wide Receivers	2012
	Renfro, Mel	Defensive Backs	1986-87
	Rhyme, Jerry	Offensive Coordinator	1990-93
	Richards, Ray	Assistant Coach	1954
	Roberts, Al	Special Teams	1994-95
	Robertson, Marcus	Defensive Backs	2019-
	Robinson, Tommie	Running Backs	2010-12
	Rodgers, Jeff	Special Teams Coordinator/Asst. Head Coach	2019-
		Special Teams Coordinator	2018
	Rodriguez, Pete	Special Teams	1990-93
	Rogucki, Bob	Strength and Conditioning	1990-2003
	Roland, Johnny	Running Backs	1997-2003
	Ross, Kevin	Cornerbacks	2013-17
	Rothenshuler	Offensive Quality Control	2018
	Rowen, Keith	Offensive Coordinator	2005-06
	Rutledge, Jeff	Quarterbacks	2007-08
	Ryan, Rex	Linebackers	1995
		Defensive Line	1994
	Ryan, Rob	Defensive Backs	1994-95
S	Sanders, Bob	Linebackers	2015-17
	Saxon, James	Running Backs	2019-
	Schlinkman, Walt	Defensive Backs	1964
		Assistant Coach	1959
	Sevier, Wayne	Special Assignments	1974-77
	Shipp, Ken	Receivers/Game Scouting	1968-70
	Shofner, Jim	Offensive Coordinator	1986-89
	Shroyer, Don	Linebackers	1966-69
		Defensive Backs	1963
		Offensive Backs	1962
	Shumpert, Don	Offensive Assistant	2020-
		Bill Bidwill Fellowship/RBs	2019
	Shurmur, Fritz	Defensive Coordinator	1991-93
	Simpson, Jackie	Defensive Backs	1973
	Skinner, Jim	Running Backs	1996
	Slawik, Ryan	Outside Linebackers/Def. Quality Control	2009-14
		Defensive Asst./Asst. Defensive Backs	2009-14
	Smith, Jerry	Special Teams	1985
	Solani, Mike	Offensive Line	1989
	Solomon, Richard	Defensive Backs	2004
	Spencer, Joe	Offensive Line	1971
	Spencer, Kevin	Special Teams	2007-12
	Stahley, Skip	Backfield	1963
	Stanley, Jim	Defensive Line	1995
	Stephens, Vernon	Assistant Strength and Conditioning	2018-19
	Stuber, Abe	Assistant/Talent Scout	1965-67
		Assistant Coach	1958
	Sullivan, Jerry	Offensive Assistant	2019-
		Offensive Coordinator	2003
		Wide Receivers	2001-02
	Sweeney, Jim	Offensive Backfield	1979
T	Thurman, Dennis	Defensive Backs	1988-89
	Thompson, Jerry	Special Teams	1978-79
	Thompson, Tommy	Backfield	1955
	Thomas, Emmitt	Receivers	1981-85
	Thornton, Bill	Running Backs	1972
	Tolbert, Tyke	Wide Receivers	2003
	Townsend, Deshae	Asst. Defensive Backs	2011-12
	Trestman, Marc	Offensive Coordinator	1998-2000
	Trippi, Charley	Offensive Backs	1963-65
		Assistant Coach	1956-57
	Turner, Cameron	Offensive Asst./Asst. Quarterbacks	2018-
V	Van Zandt, Lance	Defensive Backfield	1985
	Versaci, Tony	Special Teams/Special Assignments	1971
	Voris, Dick	Defensive Coordinator/Linebackers	1971
		Defensive Line	1968-70
W	Walsh, Charles	Assistant Coach	1940-41
	Ward, Dedic	Offensive Quality Control	2007-08
	Warhop, George	Offensive Line	1998-02
	Weber, Chuck	Defensive Backs	1976-77
	Wetzel, Steve	Strength and Conditioning	2004-06
	Whipple, Spencer	Assistant Wide Receivers	2020-
		Offensive Quality Control	2019
	Williams, Greg	Cornerbacks	2019-
	Wilsey, Ray	Defensive Coordinator	1973-77
		Assistant Coach	1960-61
	Wilson, Kirby	Running Backs	2004-06, '18
	Wilson, Larry	Player-Coach (Defensive Backs)	1972
	Wilson, Mike	Tight Ends	2004
		Wide Receivers	2005-06
	Wood, Alex	Offensive Coordinator	2004
	Wylie, Bob	Offensive Line	2004
Z	Zapalac, Willie	Defensive Line	1976-77
	Zauner, Gary	Special Teams	2006
	Zierlein, Larry	Assistant Offensive Line	2013-17



CARDINALS RING OF HONOR



ERNE NEVERS

Pro Football Hall of Fame Class of 1963

Fullback 6-0, 204 (Stanford)

1926-27 Duluth Eskimos, 1929-31 Chicago Cardinals

Ernest Alonzo Nevers ... Stanford all-America, 1925 Rose Bowl hero ... Lured from pro baseball career by Eskimos ... Truly a do-everything iron man, playing 1,714 of 1,740 minutes in 29-game 1926 season ... Missed 1928 with injuries, returned with Cardinals, 1929 ... Scored NFL-record 40 points (six touchdowns, four conversions) in one game against Bears on Thanksgiving Day, 1929 ... All-league all five NFL seasons ...

Player-coach one year in Duluth, two in Chicago ... Born June 11, 1903 in Willow River, Minnesota ... Died May 3, 1976, at age of 72 ... Inducted into ROH in 2006.



JIMMY CONZELMAN

Pro Football Hall of Fame Class of 1964

Quarterback 6-0, 175 Coach-Owner (Washington University-St. Louis)

1920 Decatur Staleys, 1921-22 Rock Island Independents, 1922-24 Milwaukee Badgers, 1925-26 Detroit Panthers, 1927-30 Providence Steam Roller, 1940-42, 1946-48 Chicago Cardinals

James Gleason Conzelman ... Multi-talented, athlete, editor, executive, songwriter, orator ... Began NFL career with Staleys, 1920 ... Player-coach of four NFL teams in the 1920s, including 1928 champion Providence ...

Player-coach-owner of Detroit, 1925-26 ... Knee injury ended 10-year playing career, 1929 ... Coached Cardinals to 1947 NFL Championship, 1948 Western Division crown ... Born March 6, 1898 in St. Louis, Missouri ... Died July 31, 1970, at age of 72 ... Inducted into ROH in 2006.



JOHN (PADDY) DRISCOLL

Pro Football Hall of Fame Class of 1965

Quarterback 5-11, 160 (Northwestern)

1919 Hammond Pros (pre-NFL), 1920-25 Chicago Cardinals, 1926-29 Chicago Bears

John Leo Driscoll ... Triple-threat on attack, flawless on defense ... Led Cardinals to 1925 NFL Championship ... Dropkicked record four field goals in one game, 1925 ... Dropkicked 50-yard field goal, 1924 ... Scored 27 points in one game, 1923 ... 23 precision punts stymied Red Grange's NFL debut, 1925 ... Traded by Cardinals to Bears, 1926, to thwart signing with rival AFL ... Sparked Bears for four years ... All-NFL six times ... Born

January 11, 1896, in Evanston, Illinois ... Died June 29, 1968, at age 72 ... Inducted into ROH in 2006.



CHARLES W. BIDWILL, SR.

Pro Football Hall of Fame Class of 1967

Owner-Administrator (Loyola-Chicago)

1933-1947 Chicago Cardinals

Charles W. Bidwill, Sr. ... Purchased Cardinals' franchise, 1933 ... Staunch faith in professional football stood as guiding light during dark depression years ... Dealt rival All-America Football Conference most stunning blow with \$100,000 signing of two-time Georgia all-America halfback Charley Trippi, 1947 ... Built famous "Dream Backfield" but died before it could bring him a Cardinals' championship ... Financial help saved

Bears' ownership for George Halas, 1932 ... Born September 16, 1895, in Chicago, Illinois ... Died April 19, 1947, at age of 51 ... Inducted into ROH in 2006.



CHARLEY TRIPPI

Pro Football Hall of Fame Class of 1968

Halfback, Quarterback 6-0, 186 (Georgia)

1947-1955 Chicago Cardinals

Charles Louis Trippi ... Cards' No. 1 future draft pick, 1945 ... Georgia all-America, 1946 ... Played in four Chicago All-Star games as collegian ... \$100,000 signee during AAFC-NFL war, 1947 ... Final link in Cards' famed "Dream Backfield" ... Scored two touchdowns in 1947 NFL Championship Game as Cardinals defeated Philadelphia 28-21 ... All-NFL, 1948 ... Extremely versatile—played halfback five years, quarterback two years,

defense two years ... Gained nearly 10,000 yards and accounted for 53 touchdowns during Cardinal career ... Born December 14, 1922 in Pittston, Pennsylvania ... Inducted into ROH in 2006.



OLLIE MATSON

Pro Football Hall of Fame Class of 1972

Halfback 6-2, 220 (San Francisco)

1952, 1954-58 Chicago Cardinals, 1959-62 Los Angeles Rams, 1963 Detroit Lions, 1964-66 Philadelphia Eagles

Ollie Genoa Matson ... San Francisco all-America ... U.S. Olympic medalist in track, 1952 ... No. 1 draft pick, 1952 ... All-NFL 1954-57 ... In six seasons with Cards, did not miss a game ... Rushed for 3,331 yards and 24 touchdowns, caught 130 passes for 2,150 yards and 24 touchdowns ... Added nine touchdowns

on kick returns ... Traded to Rams for nine players, 1959 ... Career ledger: 12,844 combined yards, 5,173 yards rushing, 222 receptions, 438 points ... Elected to six Pro Bowls ... MVP in 1956 Pro Bowl ... Born May 1, 1930 in Trinity, Texas ... Inducted into ROH in 2006.



DICK (NIGHT TRAIN) LANE

Pro Football Hall of Fame Class of 1974

Cornerback 6-1, 194 (Scottsbluff - NE Junior College)

1952-53 Los Angeles Rams, 1954-59 Chicago Cardinals, 1960-65 Detroit Lions

Richard Lane ... Joined Rams as free agent after four years in Army ... Set NFL interceptions record (14) as rookie, 1952 ... All-NFL six years ... Named to seven Pro Bowls ... Selected all-time NFL cornerback, 1969 ... Career interception record: 68 for 1,207 yards, five touchdowns ... Averaged more than 20 yards on 30 interception returns for Cardinals, 1960-65 ... Gambler on field, spectacular playmaker ... Deadly open-field tackler ... Very

fast, agile, aggressive ... Born April 16, 1928 in Austin, Texas ... Died January 29, 2002, at age of 73 ... Inducted into ROH in 2006.



MARSHALL GOLDBERG

Halfback, Defensive Back 5-11, 190 (Pittsburgh)

1939-1948 Chicago Cardinals

Marshall "Biggie" Goldberg ... Two-time all-America at Pittsburgh ... All-around performer starred as ball carrier, defensive back, and return specialist ... Played with Cardinals 1939-43, 1946-48 ... Earned second-team All-Pro notice in 1941 when, at midseason, led the league in rushing, punt and kickoff returns, and interceptions ... Key member of Cards' 1947 NFL Championship team ... Original member of Cards' "Dream Backfield" of Paul Chrisman, Pat Harder, Charley Trippi, Elmer Angsman, and Goldberg ... Born October 25, 1917 in Elkins, West

Virginia ... Died April 3, 2006, at age of 88 ... Inducted into ROH in 2006.



DAN DIERDORF

Pro Football Hall of Fame Class of 1996

Tackle 6-3, 275 (Michigan)

1971-1983 St. Louis Cardinals

Daniel Lee Dierdorf ... No. 2 draft pick, 1971 ... Michigan all-America ... Possessed size, speed, quickness, discipline, intelligence, consistency ... Equally effective as pass protector, run blocker ... Right tackle, anchored offensive line which led the NFL three years, NFC five years in fewest quarterback sacks allowed ... All-Pro five times, played in six Pro Bowls ... Named best blocker three years by NFL Players Association ... Born June 19,

1949 in Canton, Ohio ... Inducted into ROH in 2006.



PAT TILLMAN

Safety 5-11, 202 (Arizona State)

1998-2001 Arizona Cardinals

Patrick Daniel Tillman ... Seventh round selection (226th overall) in 1998 NFL Draft out of Arizona State ... Former college linebacker converted to safety ... Was a fierce competitor who defied odds to become a three-year starting safety that set a franchise single-season record with 224 tackles in 2000 ... Finished four-year career with 478 tackles (247 solos) ... Tillman turned down a three-year contract and left the Cardinals prior to the 2002 season to enlist in the U.S. Army and become a member of the elite Army Ranger unit ... He was killed

in action on April 22, 2004 in Afghanistan ... His jersey #40 became the fifth retired number in team history ... Born November 6, 1976 in Fremont, California ... Inducted into ROH in 2006.



LARRY WILSON

Pro Football Hall of Fame Class of 1978

Free Safety 6-0, 190 (Utah)

1960-1972 St. Louis Cardinals

Lawrence Frank Wilson ... Two-way star at Utah, No. 7 draft pick, 1960 ... Cat-like defender, exceptional team leader ... Became NFL's top free safety, made "safety blitz" famous ... All-NFL six times, played in eight Pro Bowls ... Interceptions in seven straight games, led NFL with 10 thefts, 1966 ... In 1965 vs. Pittsburgh, with casts on two broken hands, intercepted a pass to set up go-ahead touchdown in 21-17 victory ... 52 career

interceptions, 800 return yards, five touchdowns ... Career as Cardinal stretched from 1960 rookie season through retirement as team vice president in 2003 ... Born May 24, 1938, in Rigby, Idaho ... Inducted into ROH in 2006.



ROGER WEHRLI

Pro Football Hall of Fame Class of 2007

Cornerback 6-0, 190 (Missouri)

1969-1982 St. Louis Cardinals

Roger Russel Wehrli ... Missouri all-America and Cardinals' first-round draft choice in 1969 ... Day-one starter as a rookie ... Flawless technician in pass coverage ... Appeared in 193 games and amassed 40 career interceptions, franchise record-tying 19 fumble recoveries ... Named to NFL's All-Decade Team of the 1970s ... Selected to seven Pro Bowls, named All-Pro five times ... Defensive cornerstone for the exciting Cardinals teams of

the mid-70s that forged a three-year record of 31-11 (10-4, 11-3, 10-4) from 1974-76 ... Born November 26, 1947 in New Point, Missouri ... Inducted into ROH in 2007.



AENEAS WILLIAMS

Pro Football Hall of Fame Class of 2014

Cornerback 5-11, 200 (Southern)

1991-2000 Arizona Cardinals, 2001-04 St. Louis Rams

Aeneas Demetrius Williams ... Third round selection (59th overall) in the 1991 NFL Draft out of Southern University ... Played in every game as a Cardinal, including 157 consecutive starts ... Named to NFL team of the 1990's ... Was a six-time Pro Bowler (1994-99), including the first four as a starter ... Held or shared the NFC interception lead among cornerbacks three-times



(1991-4, 1994-9, 1997-4) ... Seven-time Cardinal interceptions leader or co-leader 1991, '94-'97, '99-00) ... Second on Cards all-time interception list with 46 ... Holds franchise record with six career interception returns for touchdowns ... Born January 29, 1968 in New Orleans, Louisiana ... Inducted into ROH in 2008.



KURT WARNER

Pro Football Hall of Fame Class of 2017

Quarterback 6-2, 214 (Northern Iowa)

1998-03 St. Louis Rams, 2004 New York Giants, 2005-09 Arizona Cardinals

Kurtis Eugene Warner ... Author of one of the NFL's most unique success stories, went undrafted after attending college at Northern Iowa and went on to a Hall of Fame career following a three-year stint in the Arena Football League ... Played for the Cardinals from 2005-09, leading the team to back-to-back division titles in 2008 and '09 and the franchise's first-ever Super Bowl appearance (2008) ... In 2008, set franchise single-season records for pass attempts (598), completions (401), completion percentage (67.1%), passer rating (96.9, since broken) and TD passes (30, since broken) ... One of just three QBs in NFL history (Peyton Manning and Craig Morton) to take two different teams to the Super Bowl ... One of the greatest postseason performers in NFL history, Warner owns three of the top-six passing totals in Super Bowl history ... Born June 22, 1971 in Burlington, Iowa ... Inducted into ROH in 2014.



ADRIAN WILSON

Safety 6-3, 230 (North Carolina State)

2001-12 Arizona Cardinals

Adrian Lemar Wilson ... Third round selection (64th overall) in the 2001 NFL Draft out of North Carolina State University ... A five-time Pro Bowl selection and three-time All-Pro selection, played in 181 games (162 starts) with the Cardinals and finished his career with 987 tackles, 25.5 sacks, 27 INTs, 106 passes defended, 15 forced fumbles, eight fumble recoveries and four touchdowns ... Five-time team captain and one of just six players in NFL history with at least 25 sacks and 25 INTs ... His eight sacks in 2005 remain and NFL single-season record for a defensive back ... Born October 12, 1979 in High Point, North Carolina ... Inducted into the ROH in 2015.



ROY GREEN

Wide Receiver, Defensive Back 6-0, 195 (Henderson State)

1979-87 St. Louis Cardinals, 1988-90 Phoenix Cardinals, 1991-92 Philadelphia Eagles

Roy Calvin Green ... NAIA All-American at Henderson State and the Cardinals fourth round selection (89th overall) in the 1979 NFL Draft ... Two-time Pro Bowler and two-time first-team All-Pro selection, played 168 games (127 starts) with the Cardinals while starring on offense, defense and special teams ... Finished his Cardinals career with 522 receptions for 8,496 yards and 66 touchdowns ... Returned 84 kickoffs for 1,932 yards (23.0 average) and one touchdown, had 27 punt returns for 230 yards and one touchdown and had 140 yards and one touchdown on 23 rushes ... Also played defensive back with the Cards and had four interceptions and four fumble recoveries ... Ranks second in Cardinals history in career touchdowns (69), third in all-purpose yards (10,798) and his 26 touchdowns scored between 1983-84 are the most by any player in franchise history over a two-year span ... Born June 30, 1957 in Magnolia, Arkansas ... Inducted into the ROH in 2016.



JIM HART

Quarterback 6-2, 206 (Southern Illinois)

1966-83 St. Louis Cardinals, 1984 Washington

James Warren Hart ... Played 18 of his 19 NFL seasons with the Cardinals after joining the team as an undrafted rookie free agent out of Southern Illinois in 1966 ... Selected to four consecutive Pro Bowls (1974-77) and named NFC Player of the Year in 1974 ... Established franchise records for attempts (5,069), completions (2,590), passing yards (34,639), passing touchdowns (209) and wins by a quarterback (87) ... Played 199 games for the Cardinals, more than all but two players in franchise history – Jim Bakken (234) and Larry Fitzgerald (218) ... One of six players in NFL history to have spent 18 or more seasons with one club and the only player in Cardinals history to have accomplished that feat ... Led team to back-to-back division titles (1974-75) and directed 10 game-winning drives during the 'Cardiac Cards' three consecutive 10-win seasons (1974-76) ... Born April 29, 1944 in Evanston, Illinois ... Inducted into the ROH in 2017.



CARSON PALMER

Quarterback 6-5, 235 (Southern California)

2003-10 Cincinnati Bengals, 2011-12 Oakland Raiders, 2013-17 Arizona Cardinals

Carson Hilton Palmer ... The first overall pick in the 2003 NFL Draft by Cincinnati, spent 10 seasons with the Bengals (2003-10) and Raiders (2011-12) before spending his final five seasons (2013-17) in Arizona ... acquired by Arizona in a trade with Oakland in 2013 in which the Cardinals gave up a sixth-round pick ... Started 60 games for the Cardinals, completing 1,373-of-2,197 pass attempts (62.5%) for 16,782 yards, 105 TDs, 57 INTs and a 91.1 passer rating while posting a 38-21-1 record as a starter ... His .642 winning percentage is the best for a starting QB in Cardinals history ... Holds franchise's single-season records for passing yards (4,671), TDs (35) and passer rating (104.6), all of which he set in 2015 when he led the Cardinals to a franchise record 13 wins and an appearance in the NFC Championship Game ... Born December 27, 1979 in Fresno, California ... Inducted into the ROH in 2019.



PRO BOWL SELECTIONS BY YEAR

(Year represents the season for which they were selected, not the year the game was played)

1938 .. Gaynell Tinsley, E	1977 .. Tom Banks, C; Conrad Dobler, G; Dan Dierdorf, T; Mel Gray, WR; Jim Hart, QB; Terry Metcalf, RB; Roger Wehrli, CB
1939 .. Tony Blazine, T; Phil Dougherty, C; Jimmy Lawrence, HB; Bill Smith, E	1978 .. Tom Banks, C; Dan Dierdorf, T; Bob Young, G
1940 .. Ki Aldrich, C; John Shirk, E	1979 .. Otis Anderson, RB; Roger Wehrli, CB; Bob Young, G
1941 .. Ray Apolskis, C; Bill Dewell, E; Joe Kuharich, G	1980 .. Otis Anderson, RB; Dan Dierdorf, T; Pat Tilley, WR*
1942 .. Frank Ivy, E	1983 .. Carl Birdsong, P; Roy Green, WR
1950 .. Elmer Angsman, HB; Bob Dove, E; Bill Fischer, G; Pat Harder, FB; Jim Hardy, QB; Bob Shaw, E	1984 .. Roy Green, WR; E.J. Junior, ILB; Neil Lomax, QB
1951 .. Bill Fischer, G; Fran Poltfoot, E; Tom Wham, E	1985 .. E.J. Junior, ILB
1952 .. Bill Fischer, G; Ollie Matson, HB; Charley Trippi, QB-HB	1986 .. Vai Sikahema, PR; Ron Wolfley, ST
1953 .. Johnny Olszewski, FB; Don Paul, HB-S; Bill Svoboda, HB; Charley Trippi, QB-HB	1987 .. Neil Lomax, QB; Luis Sharpe, T; Vai Sikahema, KR; Ron Wolfley, ST
1954 .. Jerry Groom, T; Dick Lane, DB; Ollie Matson, HB	1988 .. Luis Sharpe, T; Ron Wolfley, ST; J.T. Smith, WR
1955 .. Dick Lane, DB; Ollie Matson, HB; Jerry Olszewski, FB; Fred Wallner, G	1989 .. Rich Camarillo, P; Tim McDonald, SS; Luis Sharpe, T; Ron Wolfley, ST
1956 .. Lindon Crow, DB; Ollie Matson, HB; Dick Lane, DB; Leo Sanford, LB-C; Jack Simmons, C	1990 .. Johnny Johnson, RB
1957 .. Lindon Crow, DB; Ollie Matson, HB; Leo Sanford, LB-C	1991 .. Rich Camarillo, P; Tim McDonald, SS*
1958 .. Dick Lane, DB; Ollie Matson, HB; Gem Nagler, E; Leo Sugar, DE	1992 .. Johnny Bailey, KR; Rich Camarillo, P; Robert Massey, CB; Tim McDonald, SS
1959 .. John David Crow, HB; Frank Fuller, T; Jerry Norton, S; Ken Panfil, T	1993 .. Rich Camarillo, P
1960 .. John David Crow, HB; Jimmy Hill, DB; Leo Sugar, DE; Jerry Norton, S; Sonny Randle, SE	1994 .. Aeneas Williams, CB; Seth Joyner, OLB
1961 .. Ken Gray, G; Jimmy Hill, DB; Jerry Norton, S; Sonny Randle, SE; Billy Stacy, DB	1995 .. Aeneas Williams, CB; Eric Swann, DT; Larry Centers, FB; Jeff Feagles, P
1962 .. John David Crow, HB; Jimmy Hill, DB; Bill Koman, DE; Sonny Randle, SE; Larry Wilson, S	1996 .. Louis Brown, T; Larry Centers, FB; Eric Swann, DT; Aeneas Williams, CB
1963 .. Bob DeMarco, C; Ken Gray, G; Charley Johnson, QB; Dale Meinert, LB; Larry Wilson, S	1997 .. Rob Moore, WR; Aeneas Williams, CB
1964 .. Bobby Joe Conrad, FL; Pat Fischer, CB; Irv Goode, G; Ken Gray, G; Bill Koman, DE	1998 .. Aeneas Williams, CB
1965 .. Jim Bakken, K; Bob DeMarco, C; Pat Fischer, CB; Ernie McMillan, T; Dale Meinert, LB; Sonny Randle, SE; Sam Silas, DT; Larry Wilson, S	1999 .. Simeon Rice, DE; Aeneas Williams, CB
1966 .. Ken Gray, G; Bob Reynolds, T; Joe Robb, DE; Johnny Roland, HB; Jackie Smith, TE; Jerry Stovall, DB; Chuck Walker, DT; Larry Wilson, S	2000 .. Scott Player, P
1967 .. Jim Bakken, K; Ken Gray, G; Bob DeMarco, C; Irv Goode, G; Ernie McMillan, T; Dale Meinert, LB; Johnny Roland, HB*; Jackie Smith, TE; Jerry Stovall, DB; Larry Wilson, S	2001 .. David Boston, WR
1968 .. Don Brumm, DE; Ken Gray, G; Bob Reynolds, T; Bob Rowe, DT; Jackie Smith, TE; Larry Wilson, S	2003 .. Anquan Boldin, WR
1969 .. Ernie McMillan, T; Bob Reynolds, T; Jackie Smith, TE; Jerry Stovall, DB; Larry Wilson, S	2004 .. Bertrand Berry, DE
1970 .. MacArthur Lane, RB; Ernie McMillan, T; Jackie Smith, TE; Larry Stallings, LB; Roger Wehrli, DB; Larry Wilson, DB	2005 .. Larry Fitzgerald, WR; Neil Rackers, K
1971 .. Roger Wehrli, DB	2006 .. Anquan Boldin, WR; Adrian Wilson, SS
1974 .. Dan Dierdorf, T; Mel Gray, WR; Jim Hart, QB; Terry Metcalf, RB; Roger Wehrli, CB	2007 .. Darnell Dockett, DT; Larry Fitzgerald, WR
1975 .. Jim Bakken, K; Tom Banks, C; Dan Dierdorf, T; Conrad Dobler, G; Mel Gray, WR; Jim Hart, QB; Terry Metcalf, RB; Jim Otis, RB; Roger Wehrli, CB	2008 .. Anquan Boldin, WR; Larry Fitzgerald, WR; Sean Morey, ST; Kurt Warner, QB; Adrian Wilson, SS
1976 .. Jim Bakken, K; Tom Banks, C; Leo Brooks, DT; Dan Dierdorf, T; Conrad Dobler, G; Mel Gray, WR; Jim Hart, QB; Roger Wehrli, CB	2009 .. Darnell Dockett, DT; Larry Fitzgerald, WR; Dominique Rodgers-Cromartie, CB; Antrel Rolle, FS; Adrian Wilson, SS
	2010 .. Darnell Dockett, DT; Larry Fitzgerald, WR; Adrian Wilson, SS
	2011 .. Larry Fitzgerald, WR; Patrick Peterson, KR; Adrian Wilson, SS
	2012 .. Larry Fitzgerald, WR; Patrick Peterson, CB; Daryl Washington, LB
	2013 .. John Abraham, LB; Justin Bethel, ST; Larry Fitzgerald, WR; Patrick Peterson, CB
	2014 .. Justin Bethel, ST; Calais Campbell, DE; Antonio Cromartie, CB; Patrick Peterson, CB
	2015 .. Justin Bethel, ST; Calais Campbell, DT; Larry Fitzgerald, WR; Mike Iupati, G; Tyrann Mathieu, S; Carson Palmer, QB; Patrick Peterson, CB
	2016 .. Larry Fitzgerald, WR; David Johnson, RB; Patrick Peterson, CB
	2017 .. Budda Baker, ST; Larry Fitzgerald, WR; Chandler Jones, LB; Patrick Peterson, CB
	2018 .. Patrick Peterson, CB
	2019 .. Budda Baker, S; Chandler Jones, LB

YEAR-BY-YEAR LEAGUE OFFENSIVE RANKINGS SINCE 1970 MERGER

Year	Total	Rush	Pass	Year	Total	Rush	Pass
2019	21	10	24	1994	25	17	21
2018	32	32	32	1993	8	11	9
2017	22	30	15	1992	17	26	13
2016	9	18	9	1991	27	26	26
2015	1	8	2	1990	18	12	19
2014	24	31	14	1989	25	26	15
2013	12	23	13	1988	4	13	5
2012	32	32	28	1987	6	15	6
2011	19	24	17	1986	26	14	22
2010	31	32	31	1985	17	15	18
2009	14	28	12	1984	3	9	3
2008	4	32	2	1983	17	7	24
2007	12	29	5	1982	23	7	26
2006	18	30	10	1981	19	9	22
2005	8	32	1	1980	22	9	25
2004	27	22	24	1979	10	3	20
2003	27	29	23	1978	7	25	4
2002	27	15	29	1977	7	12	2
2001	18	27	13	1976	3	8	5
2000	24	27	17	1975	5t	6	6
1999	29	29	27	1974	10	13	7
1998	13	21	8	1973	12	22	5
1997	24	30	10	1972	25	26	18t
1996	13	25	6	1971	14	21	5
1995	24	29	17	1970	3	6	9



ALPHABETICAL PRO BOWLERS

Name	Pos	Selections	Year
John Abraham	LB	1	2013
Ki Aldrich	C	1	1940
Ottis Anderson	RB	2	1979-80
Elmer Angsman	HB	1	1950
Ray Apolskis	C	1	1941
Johnny Bailey	KR	1	1992
Budda Baker	ST/S	2	2017, 2019
Jim Bakken	K	4	1965, 1967, 1975-76
Tom Banks	C	4	1975-78
Bertrand Berry	DE	1	2004
Justin Bethel	ST	3	2013-15
Carl Birdsong	P	1	1983
Tony Blazine	T	1	1939
Anquan Boldin	WR	3	2003, 2006, 2008
David Boston	WR	1	2001
Leo Brooks	DT	1	1976
Lomas Brown	T	1	1996
Don Brumm	DE	1	1968
Rich Camarillo	P	4	1989, 1991-93
Calais Campbell	DE/DT	2	2014-2015
Cary Centers	FB	2	1995*, 1996
Bobby Joe Conrad	FL	1	1964
Antonio Cromartie	CB	1	2014
John David Crow	HB	3	1959-60, 1962
Lindon Crow	DB	2	1956-57
Bob DeMarco	C	3	1963, 1965, 1967*
Bill Dewell	E	1	1941
Dan Dierdorf	T	6	1974-78, 1980
Conrad Dobler	G	3	1975-77
Darnell Dockett	DT	3	2007, 2009-10
Phil Dougherty	C	1	1939
Bob Dove	E	1	1950
Jeff Feagles	P	1	1995
Bill Fischer	G	3	1950-52
Pat Fischer	CB	2	1964-65
Larry Fitzgerald	WR	11	2005, 07-08, 09*, 10-13, 15-17*
Frank Fuller	T	1	1959
Irv Goode	G	2	1964, 1967
Ken Gray	G	6	1961, 1963-64, 1966-68
Mel Gray	WR	4	1974-77
Roy Green	WR	2	1983-84
Jerry Groom	T	1	1954
Pat Harder	FB	1	1950
Jim Hardy	QB	1	1950
Jim Hart	QB	4	1974-77
Jimmy Hill	DB	3	1960-62
Mike Iupati	G	1	2015*
Frank Ivy	E	1	1942
Charley Johnson	QB	1	1963
David Johnson	RB	1	2016*
Johnny Johnson	RB	1	1990
Chandler Jones	LB	2	2017, 2019
Seth Joyner	LB	1	1994
E.J. Junior	LB	2	1984-85
Bill Koman	DE	2	1962, 1964
Joe Kuharich	G	1	1941
Dick Lane	DB	4	1954-56, 1958
MacArthur Lane	RB	1	1970
Jimmy Lawrence	HB	1	1939

Name	Pos	Selections	Year
Neil Lomax	QB	2	1984, 1987
Robert Massey	CB	1	1992
Tyrann Mathieu	S	1	2015*
Ollie Matson	HB	6	1952, 1954-58
Tim McDonald	S	3	1989, 1991*, 1992
Eric McMillan	T	4	1965, 1967, 1969-70
Dale Meindert	LB	3	1963, 1965, 1967
Terry Metcalf	RB	3	1974-75, 1977
Rob Moore	WR	1	1997
Sean Morey	ST	1	2008
Gern Nagler	E	1	1958
Jerry Norton	S	3	1959-61
Johnny Olszewski	FB	2	1953, 1955
Jim Otis	RB	1	1975
Carson Palmer	QB	1	2015*
Ken Panfil	T	1	1959
Don Paul	HB-S	1	1953
Patrick Peterson	KR/CB	8	2011-14, 15*, 16-18
Scott Player	F	1	2000
Frank Poliffoot	E	1	1951
Neil Rackers	K	1	2005
Sonny Randle	SE	4	1960-62, 1965
Bob Reynolds	T	3	1966, 1968-69
Simeon Rice	DE	1	1999
Joe Robb	DE	1	1966
Dominique Rodgers-Cromartie	CB	1	2009*
Johnny Roland	HB	2	1966, 1967*
Antrel Rolle	FS	1	2009
Bob Rowe	DT	1	1968
Leo Sanford	LB-C	2	1956-57
Luis Sharpe	T	3	1987-89
Bob Shaw	E	1	1950
John Shirk	E	1	1940
Vai Sikaheama	KR	2	1986-87
Sam Silas	DT	1	1965
Jack Simmons	C	1	1956
Bill Smith	E	1	1939
J.T. Smith	KR-WR	1	1988
Jackie Smith	TE	5	1966-70
Billy Stacy	DB	1	1961
Larry Stallings	LB	1	1970
Jerry Stovall	DB	3	1966-67, 1969
Leo Sugar	DE	2	1958, 1960
Bill Svoboda	HB	1	1953
Eric Swann	IL	2	1995-96
Pat Tilley	WR	1	1980*
Gaynell Tinsley	E	1	1938
Charley Trippi	QB-HB	2	1952-53
Chuck Walker	DT	1	1966
Fred Wallner	G	1	1955
Kurt Warner	QB	1	2008
Daryl Washington	LB	1	2012
Roger Wehrli	CB	7	1970-71, 1974-77, 1979
Tom Wham	E	1	1951
Aeneas Williams	CB	6	1994-99
Adrian Wilson	SS	5	2006, 08, 09*, 10-11
Larry Wilson	S	8	1962-63, 1965-70
Ron Wolfley	ST	4	1986-89
Bob Young	G	2	1978-79

* Selected but did not play

Note: The year listed indicates the season for which a player was selected and not the year in which the game was played

YEAR-BY-YEAR LEAGUE DEFENSIVE RANKINGS SINCE 1970 MERGER

Year	Total	Rush	Pass	Year	Total	Rush	Pass
2019	32	24	31	1994	3	4	4
2018	20	32	4	1993	21	19	19
2017	6	6	14	1992	24	10	27
2016	2	9	4	1991	16	26	7
2015	5	6	8	1990	18	26	8
2014	24	13	29	1989	26	27	22
2013	6	1	14	1988	14	16	12
2012	1	28	5	1987	25	19	25
2011	18	21	17	1986	4	25	1
2010	29	30	23	1985	15	24	8
2009	20	17	23	1984	8	14	9
2008	19	16	22	1983	6	8	14
2007	17	9	28	1982	14t	12	7
2006	29	16	30	1981	23	25	16
2005	8	10	12	1980	19	16	20
2004	12	27	9	1979	16	14	16
2003	26	19	29	1978	13	19t	7t
2002	29	30	28	1977	24	22	26
2001	28	24	26	1976	12	12	15
2000	30	30	11	1975	17	10	24
1999	22	30	10	1974	18	15	19
1998	21	20	17	1973	26	17	26
1997	27	27	15	1972	25	20	25
1996	21	21	21	1971	20	18	21
1995	26	30	15	1970	10	16	7



ALL-TIME PLAYER OF THE WEEK SELECTIONS, 1984-2019

1984			2006		
Neil Lomax	Offensive	Oct. 7 at Dallas (Week 6)	Kurt Warner	Offensive	Sept. 10 vs. San Francisco (Week 1)
Ottis Anderson	Offensive	Nov. 18 at N.Y. Giants (Week 12)			
E.J. Junior	Defensive	Nov. 25 vs. Philadelphia (Week 13)	2007		
Neil Lomax	Offensive	Dec. 16 at Washington (Week 16)	Steve Breaston	Special Teams	Sept. 30 vs. Pittsburgh (Week 4)
1985			Rod Hood	Defensive	Oct. 7 at St. Louis (Week 5)
Leonard Smith	Defensive	Nov. 4 vs. Dallas (Week 9)	Karlos Dansby	Defensive	Nov. 11 vs. Detroit (Week 10)
Lonnie Young	Defensive	Dec. 8 vs. New Orleans (Week 14)	Antrel Rolle	Defensive	Nov. 18 at Cincinnati (Week 11)
1986			Antrel Rolle	Defensive	Dec. 30 vs. St. Louis (Week 17)
Leonard Smith	Defensive	Dec. 7 at Philadelphia (Week 14)	2008		
1987			Kurt Warner	Offensive	Sept. 14 vs. Miami (Week 2)
Curtis Greer	Defensive	Sept. 13 at Dallas (Week 1)	Sean Morey	Special Teams	Oct. 12 vs. Dallas (Week 6)
Neil Lomax	Offensive	Dec. 20 at Tampa Bay (Week 15)	Antrel Rolle	Defensive	Nov. 2 at St. Louis (Week 9)
1988			Neil Rackers	Special Teams	Nov. 16 at Seattle (Week 11)
Neil Lomax	Offensive	Oct. 2 at L.A. Rams (Week 5)	Gerald Hayes	Defensive	Dec. 7 vs. St. Louis (Week 14)
Freddie Joe Nunn	Defensive	Oct. 30 at Dallas (Week 9)	2009		
Roy Green	Offensive	Nov. 13 vs. N.Y. Giants (Week 11)	Calais Campbell	Special Teams	Sept. 20 at Jacksonville (Week 2)
1989			Dominique Rodgers-Cromartie	Defensive	Oct. 11 vs. Houston (Week 5)
Tim McDonald	Defensive	Nov. 12 vs. Dallas (Week 10)	Adrian Wilson	Defensive	Oct. 25 at New York Giants (Week 7)
1991			Kurt Warner	Offensive	Nov. 8 at Chicago (Week 9)
Tim McDonald	Defensive	Oct. 20 vs. Atlanta (Week 8)	LaRod Stephens-Howling	Special Teams	Nov. 29 at Tennessee (Week 12)
1992			Kurt Warner	Offensive	Dec. 6 vs. Minnesota (Week 13)
Robert Massey	Defensive	Oct. 4 vs. Washington (Week 5)	Ben Graham	Special Teams	Dec. 20 at Detroit (Week 15)
Johnny Johnson	Offensive	Nov. 8 at L.A. Rams (Week 10)	2010		
1993			Adrian Wilson	Defensive	Sept. 12 at St. Louis (Week 1)
Johnny Bailey	Special Teams	Sept. 12 at Washington (Week 2)	Jay Feely	Special Teams	Dec. 12 vs. Denver (Week 14)
Eric Swann	Defensive	Oct. 17 vs. Washington (Week 7)	2011		
Ron Moore	Offensive	Dec. 5 vs. L.A. Rams (Week 14)	Patrick Peterson	Special Teams	Nov. 6 vs. St. Louis (Week 9)
Ron Moore	Offensive	Dec. 26 vs. N.Y. Giants (Week 17)	Larry Fitzgerald	Offensive	Nov. 13 at Philadelphia (Week 10)
1994			Patrick Peterson	Special Teams	Nov. 27 at St. Louis (Week 12)
Aeneas Williams	Defensive	Oct. 16 at Washington (Week 7)	2012		
Seth Joyner	Defensive	Nov. 20 vs. Philadelphia (Week 12)	Calais Campbell	Defensive	Sept. 16 at New England (Week 2)
1995			Larry Fitzgerald	Offensive	Sept. 23 vs. Philadelphia (Week 3)
Jeff Feagles	Special Teams	Nov. 26 vs. Atlanta (Week 13)	2013		
1996			Patrick Peterson	Defensive	Sept. 29 at Tampa Bay (Week 4)
LeShon Johnson	Offensive	Sept. 22 at New Orleans (Week 4)	Carson Palmer	Offensive	Nov. 24 vs. Indianapolis (Week 12)
Kent Graham	Offensive	Sept. 29 vs. St. Louis (Week 5)	John Abraham	Defensive	Dec. 8 vs. St. Louis (Week 14)
Boomer Esiason	Offensive	Nov. 10 at Washington (Week 11)	Jay Feely	Special Teams	Dec. 15 at Tennessee (Week 15)
Boomer Esiason	Offensive	Nov. 24 vs. Philadelphia (Week 13)	2014		
1997			Ted Ginn, Jr.	Special Teams	Sept. 14 at New York Giants (Week 2)
Aeneas Williams	Defensive	Sept. 7 vs. Dallas (Week 2)	Chandler Catanzaro	Special Teams	Oct. 12 vs. Washington (Week 6)
1998			Larry Fitzgerald	Offensive	Oct. 26 vs. Philadelphia (Week 8)
Simeon Rice	Defensive	Sept. 20 vs. Philadelphia (Week 3)	Justin Bethel	Special Teams	Nov. 2 at Dallas (Week 9)
Ronald McKinnon	Defensive	Oct. 11 vs. Chicago (Week 6)	Patrick Peterson	Defensive	Nov. 9 vs. St. Louis (Week 10)
Joe Nedney	Special Teams	Nov. 8 vs. Washington (Week 10)	Chandler Catanzaro	Special Teams	Dec. 11 at St. Louis (Week 15)
Tommy Bennett	Defensive	Dec. 13 at Philadelphia (Week 15)	2015		
Chris Jacke	Special Teams	Dec. 20 vs. New Orleans (Week 16)	Larry Fitzgerald	Offensive	Sept. 20 at Chicago (Week 2)
Kwamie Lassiter	Defensive	Dec. 27 vs. San Diego (Week 17)	David Johnson	Special Teams	Sept. 20 at Chicago (Week 2)
1999			Tyrann Mathieu	Defensive	Sept. 27 vs. San Francisco (Week 3)
Chris Jacke	Special Teams	Sept. 12 at Philadelphia (Week 1)	Chandler Catanzaro	Special Teams	Dec. 10 vs. Minnesota (Week 14)
2000			Deone Bucannon	Defensive	Dec. 20 at Philadelphia (Week 15)
Jake Plummer	Offensive	Sept. 10 vs. Dallas (Week 2)	Dwight Freeney	Defensive	Dec. 27 vs. Green Bay (Week 16)
Aeneas Williams	Defensive	Nov. 5 vs. Washington (Week 10)	2016		
2001			Marcus Cooper	Defensive	Sept. 18 vs. Tampa Bay (Week 2)
Bill Gramatica	Special Teams	Nov. 18 vs. Detroit (Week 11)	David Johnson	Offensive	Oct. 6 at San Francisco (Week 5)
Bill Gramatica	Special Teams	Nov. 25 at San Diego (Week 12)	David Johnson	Offensive	Dec. 4 vs. Washington (Week 13)
2002			2017		
MarTay Jenkins	Special Teams	Sept. 15 at Seattle (Week 2)	J.J. Nelson	Offensive	Sept. 17 at Indianapolis (Week 2)
Bill Gramatica	Special Teams	Oct. 6 at Carolina (Week 5)	Adrian Peterson	Offensive	Oct. 15 vs. Tampa Bay (Week 6)
Adrian Wilson	Defensive	Oct. 20 vs. Dallas (Week 7)	Karlos Dansby	Defensive	Nov. 5 at San Francisco (Week 9)
2003			Phil Dawson	Special Teams	Nov. 26 vs. Jacksonville (Week 12)
Dexter Jackson	Defensive	Sept. 21 vs. Green Bay (Week 3)	2018		
2004			Chandler Jones	Defensive	Oct. 7 at San Francisco (Week 5)
Adrian Wilson	Defensive	Oct. 3 vs. New Orleans (Week 4)	2019		
Neil Rackers	Special Teams	Oct. 24 vs. Seattle (Week 7)	Kyle Murray	Offensive	Oct. 13 vs. Atlanta (Week 6)
Bertrand Berry	Defensive	Nov. 14 vs. N.Y. Giants (Week 10)	Chandler Jones	Defensive	Oct. 20 at N.Y. Giants (Week 7)
2005			Patrick Peterson	Defensive	Dec. 15 vs. Cleveland (Week 15)
Kurt Warner	Offensive	Nov. 20 at St. Louis (Week 11)	Chandler Jones	Defensive	Dec. 22 at Seattle (Week 16)
Neil Rackers	Special Teams	Oct. 2 vs. San Francisco (Week 4)			



OVERTIME GAMES (REGULAR AND POSTSEASON)

Total OT Games:	48	Home:	20-9-3	Winning the Toss:	14-9-4
Record:28-16-4	Road:8-7-1	Losing the Toss:	14-7
Date	Opponent	Result	Game-winning score	Coin Toss	
Sun., Sept. 8, 2019	Detroit	T, 27-27	None	Won	
Sun., Oct. 1, 2017	San Francisco	W, 18-15	19-yard TD pass, Carson Palmer to Larry Fitzgerald (0:32)	Lost	
Sun., Sept. 17, 2017	at Indianapolis	W, 16-13	Phil Dawson 30-yard FG (8:02)	Lost	
Sun., Oct. 23, 2016	Seattle Seahawks	T, 6-6	None	Won	
Sat., Jan. 16, 2016	Green Bay Packers	W, 26-20	5-yard TD pass, Carson Palmer to Larry Fitzgerald (13:55)	Won	
Sun., Dec. 15, 2013	at Tennessee Titans	W, 37-34	Jay Feely 41-yard FG (10:18)	Lost	
Sun., Oct. 14, 2012	Buffalo Bills	L, 16-19	25-yard Rian Lindell FG (11:10)	Lost	
Sun., Sept. 30, 2012	Miami Dolphins	W, 24-21	46-yard Jay Feely FG (8:29)	Won	
Sun., Jan. 1, 2012	Seattle Seahawks	W, 23-20	28-yard Jay Feely FG (5:59)	Lost	
Sun., Dec. 18, 2011	Cleveland Browns	W, 20-17	22-yard Jay Feely FG (10:56)	Lost	
Sun., Dec. 4, 2011	Dallas Cowboys	W, 19-13	52-yard TD pass, Kevin Kolb to LaRod Stephens-Howling	Won	
Sun., Nov. 6, 2011	St. Louis Rams	W, 19-13	99-yard Patrick Peterson punt return TD	Lost	
Sun., Nov. 7, 2010	at Minnesota Vikings	L, 24-27	35-yard Ryan Longwell FG (9:49)	Won	
Sun., Jan. 10, 2010	Green Bay Packers	W, 51-45	Dansby 17-yard TD on fumble caused by M. Adams sack (13:42)	Lost	
Sun., Oct. 12, 2008	Dallas Cowboys	W, 30-24	M. Beisel 3-yard TD return on S. Morey blocked punt (14:05)	Lost	
Sun., Dec. 23, 2007	Atlanta Falcons	W, 30-27	31-yard Neil Rackers FG (9:30)	Won	
Sun., Nov. 25, 2007	San Francisco 49ers	L, 31-37	Banta-Cain fumble recovery in endzone (4:56)	Won	
Sun., Dec. 12, 2004	San Francisco 49ers	L, 28-31	31-yard Todd Peterson FG (6:22)	Lost	
Sun., Oct. 10, 2004	at San Francisco 49ers	L, 28-31	32-yard Todd Peterson FG (3:23)	Lost	
Sun., Nov. 30, 2003	St. Louis Rams	L, 27-30	49-yard Jeff Wilkins FG (3:38)	Lost	
Sun., Oct. 26, 2003	San Francisco 49ers	W, 16-13	39-yard Tim Duncan FG (4:59)	Won	
Sun., Dec. 8, 2002	Detroit Lions	W, 23-20	42-yard Bill Gramatica FG (4:12)	Won	
Sun., Oct. 20, 2002	Dallas Cowboys	W, 9-6	40-yard Bill Gramatica FG (11:45)	Lost	
Sun., Dec. 2, 2001	at Oakland Raiders	W, 34-31	36-yard Bill Gramatica FG (7:29)	Lost	
Sun., Dec. 13, 1998	at Philadelphia Eagles	W, 20-17	32-yard Chris Jacke FG (4:30)	Won	
Sun., Nov. 30, 1997	Pittsburgh Steelers	L, 20-26	10-yard Jerome Bettis TD run (5:34)	Won	
Sun., Oct. 19, 1997	at Philadelphia Eagles	L, 10-13	24-yard Chris Boniol FG (4:02)	Won	
Sun., Sept. 14, 1997	at Washington	L, 13-19	40-yard TD pass, Gus Frerotte to Michael Westbrook (1:36)	Won	
Sun., Sept. 7, 1997*	Dallas Cowboys	W, 25-22	20-yard Kevin Butler FG (8:30)	Lost	
Sun., Nov. 10, 1996	at Washington	W, 37-34	32-yard Kevin Butler FG (14:27)	Won	
Sun., Sept. 29, 1996	St. Louis Rams	W, 31-28	24-yard Greg Davis FG (1:54)	Won	
Sun., Nov. 26, 1995	Atlanta Falcons	W, 40-37	28-yard Greg Davis FG (1:43)	Lost	
Sun., Nov. 12, 1995	Minnesota Vikings	L, 24-30	50-yard TD pass, Warren Moon to Qadry Ismail (2:16)	Lost	
Sun., Oct. 29, 1995	Seattle Seahawks	W, 20-14	72-yard Lorenzo Lynch INT return (11:16)	Won	
Sun., Oct. 8, 1995	at New York Giants	L, 21-27	58-yard Jessie Armstead INT return (4:05)	Won	
Sun., Nov. 27, 1994	Chicago Bears	L, 16-19	27-yard Kevin Butler FG (8:11)	Won	
Sun., Oct. 30, 1994	Pittsburgh Steelers	W, 20-17	51-yard Greg Davis FG (1:40)	Lost	
Sun., Oct. 16, 1994	at Washington	W, 19-16	29-yard Todd Peterson FG (10:00)	Lost	
Sun., Dec. 19, 1993	at Seattle Seahawks	W, 30-27	41-yard Greg Davis FG (6:45)	Won	
Sun., Dec. 7, 1986	at Philadelphia Eagles	T, 10-10	None	Won	
Sun., Sept. 8, 1985	at Cleveland Browns	W, 27-24	35-yard Neil O'Donoghue FG (5:27)	Won	
Mon., Oct. 24, 1983	New York Giants	T, 20-20	None	Won	
Sun., Nov. 9, 1980	Atlanta Falcons	L, 27-33	21-yard Ray Strong TD run (4:20)	Lost	
Sun., Sept. 14, 1980	at San Francisco 49ers	L, 21-24	33-yard Ray Wersching FG (4:12)	Won	
Sun., Oct. 15, 1978	Dallas Cowboys	L, 21-24	27-yard Rafael Septien FG (3:28)	Lost	
Sun., Oct. 31, 1976	San Francisco 49ers	W, 23-20	21-yard Jim Bakken FG (6:42)	Won	
Sun., Nov. 16, 1975	Washington	W, 20-17	37-yard Jim Bakken FG (7:00)	Won	
Sun., Sept. 28, 1975	at Dallas Cowboys	L, 31-37	3-yard TD pass, Roger Staubach, to Billy Jo DuPree (7:53)	Won	
* Sunday Night Football					

* Sunday Night Football

CARDINALS CONTINUE TO SELL OUT STATE FARM STADIUM

The Cardinals sellout streak at State Farm Stadium continued last season, selling out all 10 games (including pre-season). Entering the 2020 season, the team has sold out all 144 games played at the stadium. Arizona averaged 61,095 fans per game in 2019, totaling 610,953 fans in their 10 home games last year.

The Cardinals have posted a winning record at home in eight of 14 seasons at State Farm Stadium, earning four playoff berths and three NFC West titles during that time. The Cardinals finished .500 or better just twice and made the playoffs only one time in the 18 seasons prior.

Before the opening of State Farm Stadium in 2006, there were only 12 games that sold out in time to be televised locally in 18 years at Sun Devil Stadium.





ALL-NFL/POSTSEASON AWARDS

1960

All-Pro

Jerry Norton, S (AP, UPI)
Sonny Randle, E (AP, UPI)

1961

All-Pro

Jimmy Hill, DHB (NEA)
Jerry Norton, S (NEA)

1963

All-Pro

Bobby Joe Conrad, FL (AP, UPI)
Len Gray, G (UPI)
Larry Wilson, S (UPI)

1964

All-Pro

Bob DeMarco, C (NEA)
Pat Fischer, DB (AP, NEA, UPI)
Ken Gray, G (AP, UPI)
Dale Meinert, LB (NEA)

1965

All-Pro

Ken Gray, G (UPI)

1966

All-Pro

Larry Wilson, S (AP, NEA, UPI)

1967

All-Pro

Bob DeMarco, C (AP)
Ernie McMillan, T (NEA)
Jackie Smith, TE (UPI)
Larry Wilson, S (AP, NEA)

1968

All-Pro

Larry Wilson, S (AP, NEA, UPI)

1969

All-Pro

Larry Wilson, S (AP, NEA, UPI)

1970

All-Pro

MacArthur Lane, RB (NEA)
Roger Wehrli, CB (NEA)
Larry Wilson, S (PFWA)

All-NFC

MacArthur Lane, RB (UPI)
Ernie McMillan, T (UPI)
Larry Stallings, LB (UPI)
Roger Wehrli, CB (UPI)
Larry Wilson, S (AP, UPI)

1971

All-NFC

Ernie McMillan, T (UPI)
Roger Wehrli, CB (UPI)

1974

All-Pro

Mel Gray, WR (NEA)
Roger Wehrli, CB (NEA)

All-NFC

Jim Hart, QB (AP, UPI, *Sporting News*)
Roger Wehrli, CB (AP, UPI, *Sporting News*)

NFC Player-of-the-Year

Jim Hart, QB (UPI)
Terry Metcalf, RB (New York PFWA)

NFL Coach-of-the-Year

Don Coryell (AP, *Sporting News*)

NFC Coach-of-the-Year

Don Coryell (UPI, PFWA)

(Note: Metcalf was runner-up for NFL MVP by AP and NFC player-of-the-year by UPI.)

1975

All-Pro

Jim Bakken, K (AP, NEA, PFWA, *Pro Football Weekly*, *N.Y. News*)
Dan Dierdorf, T (PFWA, *N.Y. News*)
Mel Gray, WR (AP, PFWA, *N.Y. News*, *Pro Football Weekly*, *Football News*)
Terry Metcalf, KR (*Football News*)
Roger Wehrli, CB (AP, PFWA, *N.Y. News*, *Pro Football Weekly*)

All-NFC

Jim Bakken, K (AP, *Inside Football Report*, *Pro Football Weekly*, *Sporting News*)
Tom Banks, C (*Pro Football Weekly*)
Dan Dierdorf, T (AP, UPI, *Inside Football Report*, *Pro Football Weekly*, *N.Y. News*, *Sporting News*)
Terry Metcalf, RB (AP, UPI, *Inside Football Report*, *Pro Football Weekly*, *N.Y. News*, *Sporting News*); (*Pro Football Weekly* as KR)

Roger Wehrli, CB (AP, UPI, *Inside Football Report*, *Pro Football Weekly*, *N.Y. News*, *Sporting News*)

NFL MVP

Terry Metcalf, RB (*N.Y. News*)

NFC Coach-of-the-Year

Don Coryell (*Inside Football Report*)

1976

All-Pro

Jim Bakken, K (AP, NEA, PFWA, *Pro Football Weekly*)
Tom Banks, C (AP, *Football Digest*)
Dan Dierdorf, T (AP, NEA, PFWA, *N.Y. News*, *N.Y. Post*)
Conrad Dobler, G (NEA)
Roger Wehrli, CB (AP, PFWA)

All-Pro (Second Team)

Tom Banks, C (NEA, PFWA)
Conrad Dobler, G (AP)

All-NFC

Jim Bakken, K (AP, UPI, *Sporting News*, *N.Y. News*, *Pro Football Weekly*)
Conrad Dobler, G (AP, UPI, *Sporting News*)
Mel Gray, WR (AP, *Sporting News*)
Roger Wehrli, CB (AP, UPI, *Sporting News*, *Pro Football Weekly*, *N.Y. News*)
Bob Young, G (*N.Y. News*)

NFC Offensive Lineman-of-the-Year

Dan Dierdorf, T (NFC players)

1977

All-Pro

Dan Dierdorf, T (AP, PFWA, NEA)
Roger Wehrli, CB (AP, NEA)

All-Pro (Second Team)

Tom Banks, C (AP)

All-NFC

Tom Banks, C (UPI, *Sporting News*)
Dan Dierdorf, T (UPI, *Sporting News*)
Bob Young, G (*Sporting News*)

NFC Offensive Lineman-of-the-Year

Dan Dierdorf, T (NFC players)

1978

All-Pro

Dan Dierdorf, T (AP, NEA, PFWA, *Pro Football Weekly*)

All-NFC

Dan Dierdorf, T (*Sporting News*, UPI)
Tom Banks, C (*Sporting News*, UPI, *Pro Football Weekly*)
Bob Young, G (*Sporting News*, *Pro Football Weekly*)

Honorable Mention All-NFC

Ken Stone, S (UPI)
Pat Tilley, WR (UPI)
Roger Wehrli, CB (UPI)

All-Rookie NFC

Ken Greene, S (UPI, *Pro Football Weekly*)
NFC Offensive Lineman-of-the-Year
Dan Dierdorf, T (NFC players)

1979

All-Pro

Ottis Anderson, RB (AP, PFWA)
Bob Young, G (AP, *Pro Football Weekly*)

All-NFC

Ottis Anderson, RB (UPI, *Sporting News*, *Pro Football Weekly*)
Tom Banks, C (UPI, *Sporting News*)
Roy Green, KR (*Sporting News*, *Pro Football Weekly*)
Roger Wehrli, CB (UPI, *Sporting News*, *Pro Football Weekly*)
Bob Young, G (UPI, *Sporting News*, *Pro Football Weekly*)

NFL All-Rookie

Ottis Anderson, RB (*Pro Football Weekly*, UPI, *Football Digest*)
Joe Bostic, T (*Football Digest*)

NFL Player-of-the-Year

Ottis Anderson, RB (AP, UPI, *Sporting News*, *Pro Football Weekly*, PFWA, *Football Digest*. Offense—*N.Y. News*)

NFC Rookie-of-the-Year

Ottis Anderson, RB (UPI, *Sporting News*)

1980

All-Pro

Pat Tilley, WR (*Sports Illustrated*)
Dan Dierdorf, T (NEA)

NFL All-Rookie

Rush Brown, T (UPI, *Pro Football Weekly*, *Football Digest*)

All-NFC (Second Team)

Ottis Anderson, RB (AP, UPI)
Dan Dierdorf, T (AP, UPI)
Pat Tilley, WR (UPI)

1981

All-Pro

Roy Green, WR/DB (*Sports Illustrated*)

All-NFC

Roy Green, WR/DB (*Pro Football Weekly*)

NFL All-Rookie

Neil Lomax, QB (UPI, PFWA, *Football Digest*, *Pro Football Weekly*)
E.J. Junior, LB (UPI, *Football Digest*, *Pro Football Weekly*)
Carl Birdsong, P (UPI)
Stump Mitchell, RB (*Pro Football Weekly*)
Greg LaFleur, TE (PFWA, *Football Digest*)

1982

NFL All-Rookie

Luis Sharpe, T (*Pro Football Weekly*, PFWA, *Football Digest*)
Tootie Robbins, T (*Football Digest*, *Pro Football Weekly*, PFWA)
Benny Perrin, S (*Pro Football Weekly*, PFWA)

1983

All-Pro

Roy Green, WR (AP, NEA, PFWA, *Football Digest*, *Pro Football Weekly*, *Sporting News*, *College & Pro Football Newsweekly*, *Football Digest*)

All-NFC

Carl Birdsong, P (UPI, *Pro Football Weekly*)
Roy Green, WR (UPI, *Pro Football Weekly*)



1984

All-Pro

Roy Green, WR (AP, NEA, PFWA,
*Sporting News, College & Pro Football
Newsweekly, Pro Football Weekly,
Football Digest, Seagram Sports Award*)
E.J. Junior, ILB (AP, NEA, PFWA, *Football
Digest*)

All-NFC

Roy Green, WR (UPI, *Pro Football Weekly*)
E.J. Junior, ILB (UPI)
Curtis Greer, DE (UPI)
Stump Mitchell, KR (*Pro Football Weekly*)
Randy Clark, C (NEA)
Luis Sharpe, T (UPI)
Neil Lomax, QB (UPI)

1985

All-NFC

E.J. Junior, ILB (UPI)

All-Rookie

Lance Smith, T (UPI)
Freddie Joe Nunn, OLB (UPI, *Football Digest*)
Lonnie Young, S (UPI, *Football Digest*)

1986

All-Pro (Second Team)

Leonard Smith, SS (AP, UPI, NEA)
Vai Sikahema, PR-KR (AP)

All-NFC

Vai Sikahema, PR-KR (*Pro Football Weekly*)
Ron Wolfley, Special Teams (PFWA)

All-Rookie

Gene Chilton, C (*Pro Football Weekly*)
Vai Sikahema, PR-KR (*Pro Football Weekly*)
John Lee, K (PFWA, *Pro Football Weekly*)

1987

All-Pro

J.T. Smith, WR (*Pro Football Weekly,
Sporting News*)
Ron Wolfley, special teams (*Pro Football
Weekly*)
Vai Sikahema, KR (AP)
All-Pro (Second Team)
Robert Awalt, TE (NEA)
Luis Sharpe, T (UPI)
J.T. Smith, WR (AP, *Sporting News*)
NFL All-Rookie
Robert Awalt, TE (UPI, PFWA, *Pro Football
Weekly, Football Digest*)
Todd Peat, G (UPI, PFWA, *Pro Football
Weekly, Football Digest*)

All-NFC

Leonard Smith, SS (*Football News*)
J.T. Smith, WR (UPI)

All-NFC (Second Team)

Neil Lomax, QB (UPI)
NFL Rookie-of-the-Year
Robert Awalt, TE (*Sporting News*)
NFC Rookie-of-the-Year
Robert Awalt, TE (UPI)

1988

All-Pro (Second Team)

Luis Sharpe, T (AP)
All-Pro (Honorable Mention)
Derek Kennard, C (AP)
Freddie Joe Nunn, DE (AP)
Lonnie Young, FS (AP)
All-NFC
Luis Sharpe, T (UPI)
All-NFC (Second Team)
Freddie Joe Nunn, DE (UPI)

1989

All-Pro (Second Team)

Rich Camarillo, P (AP)

All-NFC

Tim McDonald, S (UPI, *Pro Football Weekly*)
Ron Wolfley, special teams (*Pro Football
Weekly*)

All-NFC Second Team

Rich Camarillo, P (UPI)

All-Rookie

Eric Hill, LB (UPI, *Pro Football Newsweekly,
Pro Football Weekly, Football Digest*)
Joe Wolf, T (UPI, *Pro Football Newsweekly,
Pro Football Weekly, Football Digest*)
Jim Wahler, DT (*Pro Football Newsweekly,
Pro Football Weekly*)

1990

All-Pro (Second Team)

Luis Sharpe, T (AP)
Rich Camarillo, P (UPI)
NFL Rookie-of-the-Year
Johnny Johnson, RB (*Football Digest*)
NFL Offensive Rookie-of-the-Year
Johnny Johnson, RB (*College & Pro
Football Newsweekly*)

NFL All-Rookie

Johnny Johnson, RB (UPI, PFWA, *Pro
Football Weekly, College & Pro
Football Newsweekly, Football Digest,
Football News*)
Ricky Proehl, WR (UPI, PFWA, *Pro Football
Weekly, College & Pro Football
Newsweekly, Football Digest*)

1991

All-Pro

Tim McDonald, SS (AP)

All-Pro (Second Team)

Tim McDonald, SS (NEA)

NFL All-Rookie Team

Aeneas Williams, CB (PFWA, *College & Pro
Football Newsweekly, Pro Football
Weekly, Football News, Football Digest*)

All-NFC

Rich Camarillo, P (UPI, *Pro Football Weekly*)
Tim McDonald, SS (*Pro Football Weekly,
Football News*)

1992

All-Pro

Rich Camarillo, P (PFWA, *Pro Football
Weekly, AP*)

Tim McDonald, SS (NEA)

All-Pro (Second Team)

Rich Camarillo, P (NEA)
Tim McDonald, SS (AP, *College & Pro
Football Newsweekly*)

All-NFC

Rich Camarillo, P (UPI)
Johnny Bailey, KR (UPI)

Golden Toe Award

Rich Camarillo, P

1993

All-Pro (Second Team)

Rich Camarillo, P (AP, *College & Pro
Football Newsweekly*)

All-NFC

Rich Camarillo, P (UPI, *Football News*)

1994

Aeneas Williams, CB (*Sports Illustrated,
USA Today*)
Jeff Feagles, P (*USA Today*)

All-Pro (Second Team)

Aeneas Williams, CB (AP, *College & Pro
Football Newsweekly, Football Digest*)

All-NFC

Aeneas Williams, CB (*Football News, UPI*)

All-NFC (Second Team)

Seth Joyner, LB (UPI)

All-Rookie

Anthony Redmon, G (*Football News,
Pro Football Weekly, PFWA*)

1995

All-Pro

Larry Centers, RB (*Sports Illustrated*)
Eric Swann, DT (*The Sporting News*)
Aeneas Williams, CB (AP, *College & Pro
Football Newsweekly, Pro Football
Weekly, PFWA, The Sporting News,
USA Today*)

All-Pro (Second Team)

Larry Centers, RB (*College & Pro Football
Newsweekly*)

Jeff Feagles, P (*Football Digest*)

Eric Hill, LB (*Football Digest*)

Aeneas Williams, CB (*Football Digest*)

All-NFC

Jeff Feagles, P (*Football News, UPI*)
Aeneas Williams, CB (*Football News, UPI*)

All-NFC (Second Team)

Eric Swann, DT (UPI)

1996

All-Pro

Larry Centers, FB (AP, *Football Digest,
Sports Illustrated*)

Eric Swann, DT (*College & Pro Football
Newsweekly*)

Aeneas Williams, CB (*Pro Football Weekly/
PFWA*)

All-Pro (Second Team)

Aeneas Williams, CB (*Football Digest*)

All-NFC

Lomas Brown, T (*Football News*)

Aeneas Williams, CB (*Football News, UPI*)

All-NFC (Second Team)

Seth Joyner, LB (UPI)

Simeon Rice, DE (UPI)

Eric Swann, DT (UPI)

All-Rookie

Simeon Rice, DE (*College & Pro Football
Newsweekly, Football News, Pro
Football Weekly/PFWA*)

Aaron Graham, C (*Pro Football Weekly/PFWA*)

Defensive Rookie-of-the-Year

Simeon Rice, DE (AP, *Pro Football
Weekly/PFWA, College & Pro Football
Newsweekly*)

NFC Rookie-of-the-Year

Simeon Rice, DE (UPI)

1997

All-Pro

Aeneas Williams, CB (AP, *Sports
Illustrated, Pro Football Weekly, The
Sporting News, Football Digest, USA
Today*)

Rob Moore, WR (AP, *Sports Illustrated,
Pro Football Weekly, College & Pro
Football Weekly, Football Digest*)

All-Pro (Second Team)

Aeneas Williams, CB (*College & Pro
Football Weekly*)

All-NFC

Rob Moore, WR (*Pro Football Weekly*)

Aeneas Williams, CB (*Pro Football Weekly,
Football News*)

All-Rookie

Jake Plummer, QB (*Pro Football Weekly,
College & Pro Football Weekly,
Football News*)

Mark Smith, DT (*College & Pro Football
Weekly*)



1998

All-Pro (Second Team)

Kwamie Lassiter, FS (*College & Pro Football Weekly*)

All-Rookie

Andre Wadsworth, DE (*College & Pro Football Newsweekly, Pro Football Weekly, Football Digest*)

Corey Chavous, CB (*College & Pro Football Newsweekly*)

1999

All-Pro (Second Team)

Simeon Rice, DE (AP, *Football Digest*)

2000

All-Pro

Pat Tillman, S (*Sports Illustrated*)

All-Pro (Second Team)

Scott Player, P (*Pro Football Weekly*)

MarTay Jenkins, KR (*Football Digest*)

All-NFL (First Team)

Scott Player, P (*Football News*)

2001

All-Pro

David Boston, WR (*Associated Press, Sports Illustrated, Pro Football Weekly, The Sporting News*)

All-Pro (Second Team)

David Boston, WR (*Football Digest, College & Pro Football Newsweekly*)

All-Rookie (First Team)

Leonard Davis, G (*Pro Football Weekly, Football News*)

Arnold Jackson, PR (*Football News*)

All-NFC (First Team)

David Boston, WR (*Pro Football Weekly, Football News*)

2003

Offensive Rookie-of-the-Year

Anquan Boldin, WR (*Associated Press, Pro Football Weekly/PFWA, Football Digest*)

Rookie-of-the-Year

Anquan Boldin, WR (*The Sporting News, Sports Illustrated*)

All-Pro

Anquan Boldin, WR (*Associated Press, Sports Illustrated, Pro Football Weekly, The Sporting News*)

All-Rookie (First Team)

Anquan Boldin, WR (*Pro Football Weekly*)

2004

All-Pro (Second Team)

Bertrand Berry, DE (*Associated Press, College & Pro Football Weekly*)

All-Conference

Bertrand Berry, DE (*Pro Football Weekly*)

All-Rookie

Karlos Dansby (*Pro Football Weekly*)

Darnell Dockett (*Pro Football Weekly*)

Alex Stepanovich (*Pro Football Weekly*)

2005

All-Pro

Neil Rackers, K (*Associated Press, Sports Illustrated, Pro Football Weekly, Sporting News*)

All-Conference

Neil Rackers, K (*Pro Football Weekly*)

All-NFL

Neil Rackers, K (*Associated Press, Pro Football Weekly*)

2006

All-Pro (Second Team)

Adrian Wilson, SS (AP)

All-NFL

Adrian Wilson, SS (PFW) (*The Sporting News*)

All Conference

Adrian Wilson, SS (PFW)

2007

All-Pro (First Team)

Larry Fitzgerald, (AP) (*The Sporting News*)

All-Pro (Second Team)

Adrian Wilson, (AP)

All-NFL

Larry Fitzgerald, (PFW/PFWA)

All-NFC

Larry Fitzgerald, (PFW/PFWA)

Adrian Wilson, (PFW/PFWA)

Sean Morey, (PFW/PFWA)

All-Rookie

Dominique Rodgers-Cromartie (*The Sporting News*) (PFW/PFWA)

2008

All-Pro (First Team)

Larry Fitzgerald, WR (AP) (*The Sporting News*)

All-Pro (Second Team)

Adrian Wilson, SS (AP)

All-NFL

Larry Fitzgerald, WR (PFW/PFWA)

All-NFC

Larry Fitzgerald, WR (PFW/PFWA)

Adrian Wilson, SS (PFW/PFWA)

Sean Morey, ST (PFW/PFWA)

All-Rookie

Dominique Rodgers-Cromartie, CB (*The Sporting News*) (PFW/PFWA)

2009

All-Pro (First Team)

Adrian Wilson, SS (AP)

All-Pro (Second Team)

Larry Fitzgerald, WR (AP)

Darnell Dockett, DT (AP)

All-Pro (Sporting News)

Larry Fitzgerald, WR, Darnell Dockett, DT

All-NFL

Adrian Wilson, SS (PFW/PFWA)

All-Rookie

Beanie Wells, RB (PFWA)

LaRod Stephens-Howling, ST (PFWA)

2011

All-Pro (First Team)

Patrick Peterson, KR (AP)

All-Pro (Second Team)

Larry Fitzgerald, WR (AP)

All-NFL

Patrick Peterson, PR (PFW/PFWA)

All-Rookie

Patrick Peterson, CB/PR (PFW/PFWA)

All-Pro (Sporting News)

Patrick Peterson, PR

2012

All-Pro (Second Team)

Daryl Washington, LB (AP)

2013

All-Pro (First Team)

Patrick Peterson, CB (AP)

All-Pro (Second Team)

Karlos Dansby, LB (AP)

All-NFL

Patrick Peterson, CB (PFWA)

Justin Bethel, ST (PFWA)

All-NFC

Patrick Peterson, CB (PFWA)

Justin Bethel, ST (PFWA)

All-Rookie

Tyrann Mathieu, CB (PFWA)

Daryl Washington, LB (AP)

Executive of the Year

Steve Keim (Pro Football Talk)

2014

All-Pro (Second Team)

Calais Campbell, DE (AP)

All-NFC

Justin Bethel, ST (PFWA)

Calais Campbell, DE (PFWA)

All-Rookie

Deonne Bucannon, S (PFWA)

Executive of the Year

Steve Keim (Sporting News, Pro Football Talk)

Coach of the Year

Bruce Arians (AP, PFWA, Sporting News)

2015

All-Pro (First Team)

Tyrann Mathieu, S (AP)

Patrick Peterson, CB (AP)

All-Pro (Second Team)

Mike Iupati, G (AP)

Carson Palmer, QB (AP)

All-NFL

Justin Bethel, ST (PFWA)

Tyrann Mathieu, S (PFWA)

Patrick Peterson, CB (PFWA)

All-NFC

Justin Bethel, ST (PFWA)

Tyrann Mathieu, S (PFWA)

Patrick Peterson, CB (PFWA)

Comeback Player of the Year

Carson Palmer, QB (Sporting News)

FedEx Air Player of the Year

Carson Palmer, QB

2016

All-Pro (First Team)

David Johnson, Flex (AP)

All-Pro (Second Team)

Calais Campbell, DT (AP)

All-NFL

David Johnson, RB (PFWA)

All-NFC

David Johnson, RB (PFWA)

Patrick Peterson, CB (PFWA)

2017

All-Pro (First Team)

Chandler Jones, LB (AP, Sporting News)

Budda Baker, ST (AP)

All-NFL

Chandler Jones, OLB (PFWA)

Budda Baker, ST (PFWA)

All-Rookie

Budda Baker, ST (PFWA)

2018

All-Rookie

Zeke Turner, ST (PFWA)

2019

Offensive Rookie of the Year

Kyler Murray, QB (Associated Press)

All-Rookie

Kyler Murray, QB (PFWA)

All-Pro (First Team)

Chandler Jones, Edge (AP)

All-NFL

Chandler Jones (PFWA, Sporting News)



DRAFT HISTORY

CARDINALS FIRST-ROUND DRAFT CHOICES

Year	Player (overall pick)	Position	School	Year	Player (overall pick)	Position	School
2020	Isaiah Simmons	LB	Clemson	1977	Steve Pisarkiewicz (19)	QB	Missouri
2019	Kylar Murray (1)	QB	Oklahoma	1976	Mike Dawson (22)	DT	Arizona
2018	Josh Rosen (10)	QB	UCLA	1975	Tim Gray (21)	CB	Texas A&M
2017	Haason Reddick (13)	LB	Temple	1974	J.V. Cain (7)	TE	Colorado
2016	Robert Nkemdiche (29)	DT	Mississippi	1973	Dave Butz (5)	DT	Purdue
2015	D.J. Humphries (24)	T	Florida	1972	Bobby Moore (4)	WR	Oregon
2014	Deone Bucannon (27)	S	Washington State	1971	Norm Thompson (17)	DB	Utah
2013	Jonathan Cooper (7)	G	North Carolina	1970	Larry Stegert (8)	RB	Texas A&M
2012	Michael Floyd (13)	WR	Notre Dame	1969	Roger Wehrli (19)	DB	Missouri
2011	Patrick Peterson (5)	CB	Louisiana State	1968	MacArthur Lane (13)	RB	Utah State
2010	Dan Williams (26)	DT	Tennessee	1967	Dave Williams (16)	WR	Washington
2009	Beanie Wells (31)	RB	Ohio State	1966	Carl McAdams (8)	LB	Oklahoma
2008	Dominique Rodgers-Cromartie (16)	CB	Tennessee State	1965	Joe Namath (12)	QB	Alabama
2007	Levi Brown (5)	T	Penn State	1964	Ken Korth (9)	T	Louisville
2006	Matt Leinart (10)	QB	Southern California	1963	Jerry Stovall (2)	HB	Louisiana State
2005	Antrel Rolle (8)	CB	Miami (Fla.)		Don Brumm (13)	E	Purdue
2004	Larry Fitzgerald (3)	WR	Pittsburgh	1962	Fate Echlos (6)	T	Northwestern
2003	Bryant Johnson (17)	WR	Penn State		Irv Goode (12)	C	Kentucky
	Calvin Pace (18)	DE	Wake Forest	1961	Ken Rice (8)	T	Auburn
2002	Wendell Bryant (12)	DT	Wisconsin	1960	George Izo (2)	QB	Notre Dame
2001	Leonard Davis (2)	T	Texas	1959	Billy Stacy (3)	B	Mississippi State
2000	Thomas Jones (7)	RB	Virginia	1958	King Hill (bonus choice)	QB	Rice
1999	David Boston (8)	WR	Ohio State		John David Crow (1)	B	Texas A&M
	L.J. Shelton (21)	T	Eastern Michigan	1957	Jerry Tubbs (9)	C	Oklahoma
1998	Andre Wadsworth (3)	DE	Florida State	1956	Joe Childress (6)	B	Auburn
1997	Tom Knight (9)	CB	Iowa	1955	Max Boydston (1)	E	Oklahoma
1996	Simeon Rice (3)	DE	Illinois	1954	Lamar McHan (1)	QB	Arkansas
1995	Traded			1953	Johnny Olszewski	B	California
1994	Jamir Miller (10)	OLB	UCLA	1952	Ollie Matson (2)	B	San Francisco
1993	Garrison Hearst (3)	RB	Georgia	1951	Jerry Groom (5)	C	Notre Dame
	Eryest Dye (18)	T	South Carolina	1950	Choice to L.A. Rams		
1992	Traded			1949	Bill Fischer	G	Notre Dame
1991	Eric Swann (6)	DL	None	1948	Jim Spavital	B	Oklahoma State
1990	None			1947	DeWitt "Tex" Coulter (6)	T	Army
1989	Eric Hill (10)	LB	Louisiana State	1946	Dub Jones (1)	B	Tulane
	Joe Wolf (17)	OL	Boston College	1945	Charley Trippi (1)	B	Georgia
1988	Ken Harvey (12)	OLB	California	1944	Pat Harder (2)	B	Wisconsin
1987	Kelly Stouffer (6)	QB	Colorado State	1943	Glenn Dobbs (3)	B	Tulsa
1986	Anthony Bell (5)	LB	Michigan State	1942	Steve Lach (4)	G	Duke
1985	Freddie Joe Nunn (18)	LB	Mississippi		Lloyd Cheatham (14)	B	Auburn
1984	Clyde Duncan (17)	WR	Tennessee	1941	John Kimbrough (2)	B	Texas A&M
1983	Leonard Smith (17)	CB	McNeese State	1940	George Cafego (1)	B	Tennessee
1982	Luis Sharpe (16)	T	UCLA	1939	Ki Aldrich (1)	C	Texas Christian
1981	E.J. Junior (5)	LB	Alabama	1938	Jack Robbins (5)	B	Arkansas
1980	Curtis Greer (6)	DE	Michigan		Milt Popovich (15)	B	Montana
1979	Ottis Anderson (8)	RB	Miami (Fla.)	1937	Ray "Buzz" Buivid (3)	B	Marquette
1978	Steve Little (15)	P/K	Arkansas	1936	Jim Lawrence (5)	B	Texas Christian
1978	Ken Greene (19)	DB	Washington State	2020	Isaiah Simmons (8)	LB	Clemson

Round – Name, Position, School (Overall)

2020

- Isaiah Simmons, LB, Clemson (8)
- Josh Jones, OL, Houston (72)
- Leki Fotu, DL, Utah (114)
- Rashard Lawrence, DL, Louisiana State (131)
- Evan Weaver, LB, California (202)
- Eno Benjamin, RB, Arizona State (222)

2019

- Kylar Murray, QB, Oklahoma (1)
- Byron Murphy, CB, Washington (33)
- Andy Isabella, WR, Massachusetts (62)
- Zach Allen, DL, Boston College (65)
- Hakeem Butler, WR, Iowa State (103)
- Deionte Thompson, S, Alabama (139)
- KeeSean Johnson, WR, Fresno State (174)
- Lamont Gaillard, OL, Georgia (179)
- Josh Miles, OL, Morgan State (248)
- Michael Dogbe, DL, Temple (249)
- Caleb Wilson, TE, UCLA (254)

2018

- Josh Rosen, QB, UCLA (10)
- Christian Kirk, WR, Texas A&M (47)
- Mason Cole, OL, Michigan (97)
- Chase Edmunds, RB, Fordham (134)
- Chris Campbell, CB, Penn State (182)
- Korey Cunningham, OL, Cincinnati (254)

2017

- Haason Reddick, LB, Temple (13)
- Budda Baker, S, Washington (36)
- Chad Williams, WR, Grambling St. (98)

- Dorian Johnson, G, Pittsburgh (115)
- Will Holden, T, Vanderbilt (157)
- T.J. Logan, RB, North Carolina (179)
- Rudy Ford, CB, Auburn (208)

2016

- Robert Nkemdiche, DT, Mississippi (29)
- Brandon Williams, CB, Texas A&M (92)
- Evan Boehm, C, Missouri (128)
- Marqui Christian, S, Midwestern State (167)
- Cole Toner, G, Harvard (170)
- Harlan Miller, CB, SE Louisiana (205)

2015

- D.J. Humphries, T, Florida (24)
- Markus Golden, OLB, Missouri (58)
- David Johnson, RB, Northern Iowa (86)
- Rodney Gunter, DE, Delaware State (116)
- Shaquid Riddick, OLB, West Virginia (158)
- J.J. Nelson, WR, Alabama-Birmingham (159)
- Gerald Christian, TE, Louisville (256)

2014

- Deone Bucannon, S, Washington State (27)
- Troy Niklas, TE, Notre Dame (52)
- Kareem Martin, DE, North Carolina (84)
- John Brown, WR, Pittsburg State (91)
- Logan Thomas, QB, Virginia Tech (120)
- Ed Stinson, DE, Alabama (160)
- Walt Powell, WR, Murray State (196)

2013

- Jonathan Cooper, G, North Carolina (7)
- Kevin Minter, LB, Louisiana State (45)
- Tyrann Mathieu, S, Louisiana State (69)

- Alex Okafor, LB, Texas (103)
- Earl Watford, G, James Madison (116)
- Stephan Taylor, RB, Stanford (140)
- Ryan Swope, WR, Texas A&M (174)
- Andre Ellington, RB, Clemson (187)
- D.C. Jefferson, TE, Rutgers (219)

2012

- Michael Floyd, WR, Notre Dame (13)
- Jamell Fleming, CB, Oklahoma (80)
- Bobby Massie, T, Mississippi (112)
- Senio Kelemete, G, Washington (151)
- Justin Bethel, S, Presbyterian (177)
- Ryan Lindley, QB, San Diego State (185)
- Nate Potter, T, Boise State (221)

2011

- Patrick Peterson, CB, Louisiana State (5)
- Ryan Williams, RB, Virginia Tech (38)
- Rob Housler, TE, Florida Atlantic (69)
- Sam Acho, LB, Texas (103)
- Anthony Sherman, FB, UConn (136)
- Quan Sturdivant, LB, North Carolina (171)
- David Carter, DE, UCLA (184)
- DeMarco Sampson, WR, San Diego State (249)

2010

- Dan Williams, DT, Tennessee (26)
- Daryl Washington, LB, Texas Christian (47)
- Andre Roberts, WR, The Citadel (88)
- O'Brien Schofield, OLB, Wisconsin (130)
- John Skelton, QB, Fordham (155)
- Jorrick Calvin, CB, Troy (201)
- Jim Dray, TE, Stanford (233)



2009

1. Beanie Wells, RB, Ohio State (31)
2. Cody Brown, OLB, UConn (63)
3. Rashad Johnson, S, Alabama (95)
4. Greg Toler, CB, Saint Paul's College (131)
5. Herman Johnson, G, Louisiana State (167)
6. Will Davis, OLB, Illinois (204)
- 7a. LaRod Stephens-Howling, RB, Pittsburgh (240)
- 7b. Trevor Canfield, G, Cincinnati (254)

2008

1. Dominique Rodgers-Cromartie, CB, Tennessee State (16)
2. Calais Campbell, DE, Miami (Fla.) (50)
3. Early Doucet, WR, Louisiana State (81)
4. Kenny Iwebema, DE, Iowa (116)
5. Tim Hightower, RB, Richmond (149)
6. Chris Harrington, LB, Texas A&M (185)
7. Brandon Keith, T, Northern Iowa (225)

2007

1. Levi Brown, T, Penn State (5)
2. Alan Branch, DT, Michigan (33)
3. Buster Davis, LB, Florida State (69)
5. Steve Breaston, WR, Michigan (142)
7. Ben Patrick, TE, Delaware (215)

2006

1. Matt Leinart, QB, Southern California (10)
2. Deuce Lutui, G, Southern California (41)
3. Leonard Pope, TE, Georgia (72)
4. Gabe Watson, DT, Michigan (107)
5. Brandon Johnson, OLB, Louisville (142)
6. Jonathan Lewis, DT, Virginia Tech (177)
7. Todd Watkins, WR, Brigham Young (218)

2005

1. Antrel Rolle, CB, Miami (Fla.) (8)
2. J.J. Arrington, RB, California (44)
- 3a. Eric Green, CB, Virginia Tech (75)
- 3b. Darryl Blackstock, LB, Virginia (95)
4. Elton Brown, G, Virginia (111)
5. Lance Mitchell, LB, Oklahoma (168)
7. LeRon McCoy, WR, Indiana (Pa.) (226)

2004

1. Larry Fitzgerald, WR, Pittsburgh (3)
2. Karlos Dansby, LB, Auburn (33)
3. Darnell Dockett, DT, Florida State (64)
4. Alex Stepanovich, C, Ohio State (100)
5. Antonio Smith, DE, Oklahoma State (135)
6. Nick Leckey, G, Kansas State (167)
7. John Navarre, QB, Michigan (202)

2003

- 1a. Bryant Johnson, WR, Penn State (17)
- 1b. Calvin Pace, DE, Wake Forest (18)
2. Anquan Boldin, WR, Florida State (54)
3. Gerald Hayes, LB, Pittsburgh (70)
5. Kenny King, DE, Alabama (141)
- 6a. Reggie Wells, T, Clarion (177)
- 6b. Tony Gilbert, LB, Georgia (210)
7. Traded to Detroit for WR Larry Foster

2002

1. Wendell Bryant, DT, Wisconsin (12)
2. Levar Fisher, LB, North Carolina State (49)
- 3a. Josh McCown, QB, Sam Houston State (81)
- 3b. Dennis Johnson, DE, Kentucky (98)
4. Nate Dwyer, DT, Kansas (113)
5. Jason McAdley, WR, Alabama (149)
6. Josh Scobey, RB, Kansas State (185)
7. Mike Banks, TE, Iowa State (223)

2001

1. Leonard Davis, T, Texas (2)
2. Kyle Vanden Bosch, DE, Nebraska (34)
- 2b. Michael Stone, CB, Memphis (54)
3. Adrian Wilson, S, North Carolina State (64)
- 4a. Bill Gramatica, K, South Florida (98)
- 4b. Marcus Bell, DT, Memphis (123)
5. Mario Fatafeh, DT, Kansas State (133)
6. Bobby Newcombe, WR, Nebraska (166)
- 7a. Renaldo Hill, CB, Michigan State (202)
- 7b. Tevita Ofahengaue, TE, Brigham Young (246)

2000

1. Thomas Jones, RB, Virginia (7)
2. Ray Thompson, OLB, Tennessee (41)
3. Darwin Walker, DT, Tennessee (71)
4. David Barrett, CB, Arkansas (102)
- 5a. Mao Tosi, DL, Idaho (136)
- 5b. Jay Tant, TE, Northwestern (164)
6. Jabari Issa, DL, Washington (176)
7. Sekou Sanyika, OLB, California (215)

1999

1. David Boston, WR, Ohio State (8)
- 1b. L.J. Shelton, T, Eastern Michigan (21)
2. Johnny Rutledge, LB, Florida (51)
3. Thomas Burke, DE, Wisconsin (83)
4. Joel Makovicka, FB, Nebraska (116)
- 5a. Paris Johnson, S, Miami (Ohio) (155)
- 5b. Yusuf Scott, G, Arizona (168)
- 6a. Coby Rhinehart, CB, S. Methodist (190)
- 6b. Melvin Bradley, LB, Arkansas (202)
- 6c. Dennis McKinley, FB, Mississippi St. (206)
7. Chris Greisen, QB, N.W. Missouri St. (239)

1998

1. Andre Wadsworth, DE, Florida State (3)
2. Corey Chavous, DB, Vanderbilt (33)
3. Anthony Clement, T, S.W. Louisiana (36)
4. Michael Pittman, RB, Fresno State (95)
5. Terry Hardy, TE, Southern Mississippi (125)
6. Zack Walz, LB, Dartmouth (158)
- 7a. Phil Savoy, WR, Colorado (193)
- 7b. Jomo Cousins, DE, Florida A&M (209)
- 7c. Pat Tillman, LB/DB, Arizona State (226)
- 7d. Ron James, FB, Missouri (233)

1997

1. Tom Knight, CB, Iowa (9)
2. Jake Plummer, QB, Arizona State (42)
3. Ty Howard, CB, Ohio State (84)
4. Chris Dishman, OL, Nebraska (106)
5. Chad Carpenter, WR, Washington State (139)
- 6a. Rod Brown, FB, North Carolina State (175)
- 6b. Tony McCombs, LB, Eastern Kentucky (188)
7. Mark Smith, DE, Auburn (212)

1996

1. Simeon Rice, DE, Illinois (3)
2. Leeland McElroy, RB, Texas A&M (32)
3. Johnny McWilliams, TE, Southern California (64)
4. Aaron Graham, C, Nebraska (112)
- 5a. James Dexter, T, South Carolina (137)
- 5b. Harry Stamps, T, Oklahoma (161)
- 5c. Dell McGee, CB, Auburn (162)
6. Mike Foley, DT, New Hampshire (169)
7. Jarvis Hayes, TE, North Alabama (212)

1995

1. Traded to Jets for Rob Moore, WR
2. Frank Sanders, WR, Auburn (47)
3. Stoney Case, QB, New Mexico (80)
4. Traded to Jets for Rob Moore, WR
- 5a. Cedric Davis, CB, Tennessee State (150)
- 5b. Lance Scott, C, Utah (165)
- 5c. Tito Paul, DB, Ohio State (167)
6. Anthony Bridges, CB, North Texas State (205)
- 7a. Billy Williams, WR, Tennessee (212)
- 7b. Wesley Leasy, LB, Mississippi State (224)
- 7c. Chad Eaton, DT, Washington State (241)

1994

1. Jamir Miller, OLB, UCLA (10)
2. Chuck Levy, RB, Arizona (38)
- 3a. Rich Braham, G, West Virginia (76)
- 3b. Eric England, DE, Texas A&M (89)
4. Perry Carter, CB, Southern Mississippi (107)
- 4b. John Reece, CB, Nebraska (113)
- 4c. Terry Irving, OLB, McNeese State (115)
5. Anthony Redmon, G, Auburn (139)
6. Terry Samuels, TE, Kentucky (172)
7. Frank Harvey, FB, Georgia (204)

1993

1. Garrison Hearst, RB, Georgia (3)
2. Ernest Dye, T, South Carolina (18)
- 2b. Ben Coleman, T, Wake Forest (32)
4. Ronald Moore, RB, Pittsburgh State (Kan.) (87)

6. Brett Wallerstedt, LB, Arizona State (143)
7. Will White, S, Florida (172)
- 8a. Chadrick Brown, DE, Mississippi (199)
- 8b. Stevie Anderson, WR, Grambling State (215)

1992

1. Traded to Miami Dolphins Sept. 3, 1991 for Randal Hill, WR.
2. Tony Sacca, QB, Penn State (46)
3. Ed Cunningham, C, Washington (61)
- 4a. Jeff Christy, OL, Pittsburgh (91)
- 4b. Michael Bankston, NG, Sam Houston St. (100)
5. Traded to New Orleans Saints with G Derek Kennard for Robert Massey, CB.
6. Brian Brauning, T, Oklahoma (146)
7. Derek Ware, TE, Central State (Okla.) (175)
8. Eric Blount, WR, North Carolina (202)
- 9a. David Henson, NG, Arkansas Central (229)
- 9b. Tyrone Williams, WR, Western Ontario (239)
10. Reggie Yarborough, FB, Calif. St.-Fullerton (259)
11. Rob Baxley, T, Iowa (286)
12. Lance Wilson, NG, Texas (313)

1991

1. Eric Swann, DL, None (6)
2. Mike Jones, DT, North Carolina State (32)
3. Aeneas Williams, CB, Southern (59)
4. Dexter Davis, CB, Clemson (86)
5. Vance Hammond, DT, Clemson (117)
6. Ed Vega, T, Memphis State (144)
7. Ivory Lee Brown, RB, Arkansas-Pine Bluff (171)
- 8a. Greg Amsler, RB, Tennessee (198)
- 8b. Jerry Evans, TE, Toledo (204)
- 8c. Scott Evans, DE, Oklahoma (209)
9. None
10. Herbie Anderson, CB, Texas A&I (255)
11. Nathan LaDuke, S, Arizona State (282)
12. Jeff Bridewell, QB, California-Davis (309)

1990

1. None. (Exercised in July, 1989 supplemental draft for Timm Rosenbach, QB)
2. Anthony Thompson, RB, Indiana (31)
3. Ricky Proehl, WR, Wake Forest (58)
4. Travis Davis, DL, Michigan State (85)
5. Larry Centers, RB, Stephen F. Austin (115)
6. Tyrone Shavers, WR, Lamar (142)
7. Johnny Johnson, RB, San Jose State (169)
8. Mickey Washington, CB, Texas A&M (199)
9. David Bavaro, LB, Syracuse (225)
10. David Elle, TE, South Dakota (252)
11. Dempsey Norman, WR, St. Francis (IL) (282)
- 12a. Donnie Riley, RB, Central Michigan (308)
- 12b. Ken McMichel, LB, Oklahoma (330)

1989

- 1a. Eric Hill, LB, Louisiana State (10)
- 1b. Joe Wolf, OL, Boston College (17)
2. Walter Reeves, TE, Auburn (40)
3. Mike Zandofsky, OL, Washington (67)
4. Jim Wahler, DL, UCLA (94)
5. Richard Tardits, DB, Georgia (123)
- 5b. David Edeen, DE, Wyoming (128)
6. Jay Taylor, CB, San Jose State (150)
7. Rickey Royal, CB, Sam Houston State (177)
8. John Burch, RB, Tennessee-Martin (207)
9. Kendall Trainor, K, Arkansas (234)
10. Chris Becker, P, Texas Christian (261)
11. Jeff Hunter, DE, Albany State (Ga.) (291)
12. Todd Nelson, OL, Wisconsin (318)

1988

1. Ken Harvey, OLB, California (12)
2. Tony Jeffery, RB, Texas Christian (38)
3. Tom Tupa, QB/P, Ohio State (68)
4. Michael Brim, CB, Virginia Union (95)
- 5a. Chris Gaines, ILB, Vanderbilt (130)
- 5b. Tony Jordan, RB, Kansas State (122)
6. Jon Phillips, G, Oklahoma (148)
7. Ernie Jones, WR, Indiana (179)
8. Tim Moore, OLB, Michigan State (206)
9. Scott Dill, G, Memphis State (233)
10. Andy Schilling, WR, Miami (Ohio) (260)
11. Keith McCoy, DB, Fresno State (291)
12. Chris Carrier, S, Louisiana State (318)



1987

1. Kelly Stouffer, QB, Colorado State (6)
2. Tim McDonald, DB, Southern California (34)
- 3a. Robert Awalt, TE, San Diego State (62)
- 3b. Colin Scotts, DE, Hawaii (70)
4. Rod Saddler, DT, Texas A&M (90)
- 5a. George Swann, RB, Miami (Ohio) (118)
- 5b. John Bruno, P, Penn State (126)
- 5c. Ilia Jarostchuk, LB, New Hampshire (127)
6. Mark Garalczyk, DT, Western Michigan (146)
- 7a. Tim Peoples, DB, Washington (174)
- 7b. William Harris, TE, Bishop (Texas) (195)
8. Steve Alvord, DT, Washington (201)
9. Wayne Davis, LB, Alabama (229)
10. Charles Wright, DB, Tulsa (257)
11. Todd Peat, G, Northern Illinois (285)

1986

1. Anthony Bell, LB, Michigan State (5)
2. John Lee, K, UCLA (32)
3. Gene Chilton, C, Texas (59)
4. Carl Carter, CB, Texas Tech (89)
5. Jeff Tupper, DE, Oklahoma (116)
7. Eric Swanson, WR, Tennessee (170)
8. Ray Brown, OL, Arkansas State (201)
9. Kent Kafentzis, S, Hawaii (227)
- 10a. Vai Sikaheima, FB, Brigham Young (254)
- 10b. Wes Smith, WR, East Texas State (255)
11. Wayne Dillard, LB, Alcorn State (281)
12. Kent Austin, QB, Mississippi (312)

1985

1. Freddie Joe Nunn, LB, Mississippi (18)
2. Scott Bergold, T, Wisconsin (51)
3. Lance Smith, G, Louisiana State (72)
4. Ron Wolfley, RB, West Virginia (104)
- 5a. K.D. Dunn, TE, Clemson (116)
- 5b. Louis Wong, T, Brigham Young (131)
6. Jay Novacek, WR, Wyoming (158)
8. Rob Monaco, T, Vanderbilt (212)
9. Scott Williams, TE, Georgia (244)
10. Dennis Williams, RB, Furman (271)
11. Ricky Anderson, K, Vanderbilt (298)
12. Lonnie Young, DB, Michigan State (325)

1984

1. Clyde Duncan, WR, Tennessee (17)
2. Doug Dawson, G, Texas (45)
3. Rick McIvor, QB, Texas (80)
4. Martin Bayless, S, Bowling Green (101)
- 5a. Jeff Leidinger, LB, Texas (129)
- 5b. John Goode, TE, Youngstown State (136)
6. Rod Clark, LB, Southwest Texas State (157)
7. Quentin Walker, RB, Virginia (185)
- 8a. Falaniko Noga, LB, Hawaii (201)
- 8b. Bob Pauling, K, Clemson (213)
9. John Walker, RB, Texas (241)
10. Mark Smythe, DT, Indiana (269)
11. Kyle Mackey, QB, East Texas State (296)
12. Paul Parker G, Oklahoma (325)

1983

1. Leonard Smith, CB, McNeese State (17)
2. Cedric Mack, CB, Baylor (44)
3. Ramsey Dardar, DT, Louisiana State (71)
- 4a. Mark Duda, DT, Maryland (96)
- 4b. Lionel Washington, DB, Tulane (103)
5. Steve Bird, WR, Eastern Kentucky (130)
6. George Schmitt, CB, Delaware (157)
7. Carlos Scott, C, Texas (184)
8. Bob Harris, S, Auburn (211)
9. Otis Brown, RB, Jackson State (242)
10. Tim Lucas, LB, California (269)
11. Aaron Williams, RB, Washington (296)
12. James Lane, LB, Alabama State (323)

1982

1. Luis Sharpe, T, UCLA (16)
2. David Galloway, DE, Florida (38)
- 3a. Benny Perrin, DB, Alabama (65)
- 3b. Rusty Guilbeau, DE, McNeese State (73)
4. Tootie Robbins, T, East Carolina (90)
- 5a. Vance Bedford, DB, Texas (119)

- 5b. Earl Ferrell, RB, E. Tennessee State (125)
6. Craig Shaffer, LB, Indiana State (150)
7. Bob Sebro, T, Colorado (178)
8. Chris Lindstrom, DT, Boston University (205)
9. Darnell Dailey, LB, Maryland (232)
10. Eddie McGill, TE, Western Carolina (259)
11. James Williams, DE, North Carolina A&T (290)
12. Bob Atha, K, Ohio State (317)

1981

1. E.J. Junior, LB, Alabama (5)
2. Neil Lomax, QB, Portland State (33)
3. Jeff Griffin, DB, Utah (61)
4. Steve Rhodes, WR, Oklahoma (88)
5. John Gillen, LB, Illinois (116)
6. Dave Ahrens, LB, Wisconsin (143)
7. Kevin Donnalley, DB, North Dakota State (171)
8. Mike Fisher, WR, Baylor (198)
9. Stump Mitchell, RB, Citadel (226)
- 10a. James Mallard, WR, Alabama (253)
- 10b. Jim Joiner, WR, Miami (263)
11. Mike Sherrod, TE, Illinois (281)
12. Joe Adams, G, Nebraska (309)

1980

1. Curtis Greer, DE, Michigan (6)
2. Doug Marsh, TE, Michigan (33)
- 3a. John Sinnott, RT, Brown (60)
- 3b. Charles Baker, LB, New Mexico (81)
4. Rusty Lisch, QB, Notre Dame (89)
5. (Traded to Kansas City)
6. Bill Acker, DT, Texas (142)
7. Ben Apuna, LB, Arizona State (171)
- 8a. Dupree Branch, DB, Colorado State (198)
- 8b. Grant Hudson, DT, Virginia (211)
9. Stafford Mays, DE, Washington (225)
10. Rush Brown, DT, Ball State (255)
11. Delrick Brown, DB, Houston (282)
12. Tyrone Gray, WR, Washington State (309)

1979

1. Otis Anderson, RB, Miami (8)
2. Theotis Brown, RB, UCLA (35)
- 2b. Calvin Favron, LB, Southeast Louisiana (46)
3. Joe Bostic, T, Clemson (64)
4. Roy Green, WR, Henderson State (89)
- 5a. Steve Henry, DB, Emporia State (118)
- 5b. Mark Bell, WR, Colorado State (130)
6. Thomas Lott, RB, Oklahoma (144)
7. Kirk Gibson, WR, Michigan State (173)
8. Larry Miller, LB, Brigham Young (199)
9. Bob Rozier, DE, California (228)
10. Jerry Holloway, TE, Western Illinois (255)
11. Nate Henderson, T, Florida State (283)
12. Rick McBride, LB, Georgia (309)

1978

- 1a. Steve Little, P/K, Arkansas (15)
- 1b. Ken Greene, DB, Washington State (19)
2. John Barefield, LB, Texas A&I (42)
3. Doug Greene, DB, Texas A&I (69)
- 4a. George Collins, G, Georgia (96)
- 4b. Jim Childs, WR, Calif. Poly-San Luis Obispo (97)
5. Earl Carr, RB, Florida (124)
6. Jack Williams, DE, Bowling Green (151)
7. Dave Stief, WR, Portland State (181)
9. Joe Gomez, TE, Central State (Ohio) (235)
10. Randy Gill, LB, San Jose State (265)
12. Anthony Clay, LB, South Carolina State (319)

1977

- 1a. Traded to Atlanta
- 1b. Steve Pisarkiewicz, QB, Missouri (19)
2. George Franklin, RB, Texas A&I (47)
- 3a. Kurt Allerman, LB, Penn State (78)
- 3b. Terrell Middleton, RB, Memphis State (80)
4. Traded to Cincinnati
- 5a. Ernest Lee, DT, Texas (131)
- 5b. Andy Spiva, LB, Tennessee (135)
6. Traded to Philadelphia
7. Traded to Cleveland
8. Eric Williams, LB, Southern California (216)
9. Johnny Jackson, DT, Southern (243)

10. Jim LeJay, WR, San Jose State (270)
11. Greg Lee, DB, Western Illinois (301)
12. Rick Fenlaw, LB, Texas (328)

1976

1. Mike Dawson, DT, Arizona (22)
2. Traded To Buffalo
3. Brad Oates, T, Brigham Young (83)
4. Pat Tilley, WR, Louisiana Tech (114)
5. Wayne Morris, RB, Southern Methodist (141)
6. Traded to San Francisco
7. Phil Rogers, RB, Virginia Tech (203)
8. Randall Burks, WR, S.E. Oklahoma State (233)
9. Traded to Denver
10. Randy Walker, RB, Bethune-Cookman (285)
11. Marty Atkins, S, Texas (315)
12. Traded to Miami
13. Greg Brewton, T, Michigan State (369)
14. Raymond Crosier, DE, Abilene Christian (399)
15. Lee Nelson, S, Florida State (420)
16. Cecil Beaird, WR, Fisk (453)
17. Dan Myers, S, Georgia Tech (483)

1975

1. Tim Gray, CB, Texas A&M (21)
2. Jim Germany, RB, New Mexico State (46)
3. Traded to San Francisco
4. Traded to New Orleans
5. Harvey Goodman, T, Colorado (124)
6. Larry Jameson, DT, Indiana (152)
7. Steve Beaird, RB, Baylor (177)
- 8a. John Adams, DT, West Virginia (188)
- 8b. Louis Lauriano, CB, Long Beach State (202)
9. Traded to San Francisco
10. Mike McGraw, LB, Wyoming (255)
11. Jerry Latin, RB, Northern Illinois (280)
12. Ben Jones, WR, Louisiana State (308)
13. Steve Lindgren, DT, Hamline (Minn) (333)
14. Ritch Bahe, WR, Nebraska (358)
15. Ron Franklin, DT, Boise State (386)
16. Mark Miller, WR, Missouri (411)
17. Ken Monroe, RB, Indiana State (436)

1974

1. J.V. Cain, TE, Colorado (7)
2. Greg Kindel, T, Tennessee State (33)
3. Steve George, T, Houston (60)
- 4a. Durwood Keeton, DB, Oklahoma (85)
- 4b. Ike Harris, WR, Iowa State (91)
5. Steve Neils, LB, Minnesota (111)
6. Traded to N.Y. Jets
7. Traded to Cleveland
8. Sergio Albert, K, U.S. International (189)
9. Reggie Harrison, RB, Cincinnati (215)
10. Greg Hartle, LB, Newberry (S.C.) (251)
11. Traded to N.Y. Jets
12. Roger Wallace, WR, Bowling Green (293)
13. Jimmy Poulis, RB, Georgia (319)
14. Charles Smith, RB, Yankton (SD) (345)
15. Vincent Ancell, DB, Arkansas State (371)
16. Alonzo Emery, RB, Arizona State (397)
17. John Moseley, DB, Missouri (423)

1973

1. Dave Butz, DT, Purdue (5)
2. Gary Keithley, QB, Texas-El Paso (45)
- 3a. Fred Sturt, G, Bowling Green (59)
- 3b. Terry Metcalf, RB, Long Beach State (63)
4. Traded to San Diego
5. Tom Branahney, C, Oklahoma (109)
- 6a. Dwayne Crump, DB, Fresno State (137)
- 6b. Phil Andre, DB, Washington (148)
7. Ken Jones, T, Oklahoma (164)
8. Ken Garrett, RB, Wake Forest (188)
9. Ken King, LB, Kentucky (213)
10. Bonnie Sloan, DT, Austin-Peay (242)
11. Dan Sanspree, DE, Auburn (267)
12. Dean Unruh, T, Oklahoma (292)
13. Ed Robinson, DB, Lamar (317)
14. Dan Peiffer, G, Southeast Missouri State (346)
15. Mel Parker, LB, Duke (371)
16. Jim Hann, LB, Montana (396)
17. Eric Crone, QB, Harvard (421)



1972

1. Bobby Moore, WR, Oregon (4)
2. Mark Arneson, LB, Arizona (32)
3. Tom Beckman, DE, Michigan (57)
- 4a. Jeff Lynam, LB, Brigham Young (82)
- 4b. Martin Imhof, DT, San Diego State (84)
5. Conrad Dobler, G, Wyoming (110)
6. Don Heater, RB, Montana Tech (135)
7. Council Rudolph, DE, Kentucky State (160)
8. Bob Wicks, WR, Utah State (188)
9. Gene Macken, C, South Dakota (213)
- 10a. Eric Washington, DE, Texas-El Paso (238)
- 10b. Mike Franks, QB, E. New Mexico (250)
11. Ron Jones, LB, Arkansas (265)
12. Tommy Gay, DT, Arkansas AM&N (291)
13. Tom Campana, DB, Ohio State (316)
14. Pat McTeer, K, New Mexico State (344)
15. Mark Herman, TE, Yankton (S.D.) (369)
16. Henry Alford, DE, Pittsburgh (394)
17. Kent Carter, LB, Southern California (422)

1971

1. Norm Thompson, DB, Utah (17)
2. Dan Dierdorf, T, Michigan (43)
3. Jim Livesay, WR, Richmond (61)
4. Larry Willingham, DB, Auburn (95)
5. Rocky Wallace, LB, Missouri (121)
6. Mel Gray, WR, Missouri (147)
7. Jim Cooch, DB, Colorado (173)
8. Ron Yankowski, DE, Kansas State (199)
9. Mike Savoy, WR, Black Hills (S.D.) (225)
10. Ron Miller, T, McNeese State (251)
11. Rick Ogle, LB, Colorado (277)
12. Tim Von Dalm, QB, Portland State (303)
13. Jeff Allen, DB, Iowa State (329)
14. Doug Klausen, T, Arizona (355)
15. Ted Heiskell, RB, Houston (381)
16. Lawrence Brame, LB, Western Kentucky (407)
17. Preston Watkins, WR, Bluefield State (W.V.) (433)

1970

1. Larry Stegent, RB, Texas A&M (8)
- 2a. Jim Corrigan, LB, Kent State (33)
- 2b. Chuck Hutchison, G, Ohio State (38)
- 3a. Charlie Pittman, RB, Penn State (58)
- 3b. Eric Harris, DB, Colorado (69)
- 4a. Greg Lens, DT, Trinity (Texas) (86)
- 4b. Don Parish, LB, Stanford (91)
- 5a. Tom Lloyd, T, Bowling Green (111)
- 5b. Barry Pierson, DB, Michigan (127)
6. James Manuel, T, Toledo (136)
7. Jim McFarland, TE, Nebraska (164)
- 8a. Tom Banks, C, Auburn (189)
- 8b. Mike Holmgren, QB, Southern California (201)
9. Paul White, RB, Texas-El Paso (214)
10. Tony Plummer, DB, Pacific (242)
11. Mike Siwek, DT, Western Michigan (267)
12. Charles Collins, WR, Kansas State (292)
13. Jack Thomas, G, Mississippi State (320)
14. Ray Groth, WR, Utah (345)
15. Ron Wilson, WR, Illinois (370)
16. Gary Fowler, RB, California (398)
17. Cliff Powell, LB, Arkansas (423)

1969

1. Roger Wehrli, DB, Missouri (19)
2. Rolf Kruger, DT, Texas A&M (35)
- 3a. Chip Healy, LB, Vanderbilt (71)
- 3b. Terry Brown, DB, Oklahoma State (73)
4. Bill Rhodes, G, Florida State (97)
- 5a. Walter Shockley, RB, San Jose State (108)
- 5b. Gene Huey, FL, Wyoming (123)
6. Amos Van Pelt, RB, Ball State (149)
7. Traded to Pittsburgh
8. Wayne Mulligan, C, Clemson (201)
9. Cal Snowden, DE, Indiana (227)
10. Gerald Warren, K, North Carolina State (252)
11. Gary Kerl, LB, Utah (279)
12. Howard Taylor, RB, New Mexico State (305)
13. Richard Heinz, DT, Santa Barbara (331)
14. Ed Roseborough, QB, Arizona State (357)
15. Fritz Latham, T, Tuskegee (Ala.) (383)

16. Junior Riggins, RB, Kansas (409)
17. George Hummer, C, Arizona State (435)

1968

1. MacArthur Lane, RB, Utah State (13)
- 2a. Fred Hyatt, FL, Auburn (40)
- 2b. Robert Atkins, DB, Grambling (42)
3. Traded to Green Bay
- 4a. Don Fitzgerald, RB, Kent State (87)
- 4b. Joe Schmiesing, LB, New Mexico State (96)
5. Rocky Rosema, LB, Michigan (123)
6. Frank Lane, LB, Stephen F. Austin (151)
7. Frank Henry, FL, Wake Forest (177)
8. Jerry Daanen, FL, Miami (Fla.) (205)
9. Billy Sinkule, DE, Central Michigan (231)
10. Tom Busch, FL/K, Iowa State (259)
11. Larry Slagle, G, UCLA (285)
12. Vern Emerson, T, Minnesota-Duluth (313)
13. Mack Sauls, DB, Southwest Texas (339)
14. Vic Bender, C, N.W. Louisiana State (367)
15. Dave Lovich, DE, Northwest Louisiana (393)
16. Dan Lankas, LB, Kansas State (421)
17. Robert Lee, FL, Minnesota (447)

1967

1. Dave Williams, E, Washington (16)
2. Bob Rowe, DE, Western Michigan (43)
3. Vidal Carlin, QB, North Texas State (69)
4. Mike Barnes, DB, Arlington State (97)
4. Andy Bowling, LB, Virginia Tech (105)
5. Jamie Rivers, TE, Bowling Green (123)
6. Mike Campbell, HB, Lenoir-Rhyne (150)
7. Joe Randall, K, Brown (175)
8. Mike Gold, T, Utah State (193)
9. Ted Wheeler, TE, West Texas State (227)
10. Lavern Barrs, DB, Furman (254)
11. Ed Marcontell, G, Lamar Tech (279)
12. Steve Dundas, FL, Pomona (305)
13. Bob Duncum, T, West Texas State (331)
14. Bo Hickey, FB, Maryland (357)
15. Phil Wosilius, LB, Syracuse (383)
16. Phil Spiller, DB, Los Angeles State (410)
17. Terry Bagicalupo, DE, Oklahoma State (435)

1966

1. Carl McAdams, LB, Oklahoma (8)
2. Harold Lucas, T, Michigan State (23)
3. Dave Long, DE, Iowa (43)
4. Gary Snook, QB, Iowa (58)
- *5. Jack Clancy, FL, Michigan (73)
- *6. Tim Van Galder, QB, Iowa State (88)
- *7. Charles Artwright, T, Georgia (102)
- *8. Dan Goich, E, California (121)
9. Charles Bryant, FL, Allen (S.C.) (135)
10. Mike Ringer, HB, Oklahoma (149)
11. Bobby Williams, HB, Central State (Okla.) (163)
12. Rickey Johnson, T, Clemson (177)
13. James Brown, G, Nebraska (196)
- *14. LaVerle Pratt, LB, Idaho (210)
15. Darryl Alleman, E, Wyoming (224)
16. Dick Kasperik, C, Iowa State (238)
- *17. Benny Russell, QB, Louisville (252)
18. Willie Jones, DE, Kansas State (271)
19. Tony Golmont, HB, North Carolina State (285)
20. Tom Gallagher, DE, Indiana (299)

1965

1. Joe Namath, QB, Alabama (12)
2. Dave Simmons, LB, Georgia Tech (26)
- *3. Ray Ogden, E, Alabama (40)
4. Johnny Roland, RB, Missouri (54)
5. Bob Bonds, HB, San Jose State (68)
- *6. Glenn Hines, T, Arkansas (82)
7. Frank Roy, E, Utah (96)
8. John Meyer, LB, Notre Dame (110)
- *9. Jimmy Heidel, RB, Mississippi (124)
- *10. Chuck Drulis, Jr., E, Duke (132)
11. Bud French, HB, Alabama (158)
12. Glen Sasser, E, North Carolina State (166)
13. Steve Murphy, HB, Northwestern (180)
14. Mike Alford, C, Auburn (194)
15. Harlan Lane, HB, Baylor (208)
16. Carl Silvestri, RB, Wisconsin (222)

17. Mike Melnikovich, T, Grays Harbor J.C. (Wash.) (236)
18. Ed McQuarters, G, Oklahoma (250)
- *19. Roy Shivers, HB, Utah State (264)
20. Anthony Giacobazzi, E, Iowa (278)

1964

1. Ken Kortas, T, Louisville (9)
2. Herschel Turner, G, Kentucky (24)
- *3. Remi Prudhomme, T, Louisiana State (37)
4. Traded to N.Y. Giants
- *5. Charles Brooks, E, Michigan State (65)
6. Richard Bowman, E, Syracuse (80)
- *7. Jerry Lamb, E, Arkansas (93)
- 8a. Robert Johnson, E, Wisconsin (104)
- 8b. George Bednar, G, Notre Dame (108)
9. Willie Ross, HB, Nebraska (121)
- *10. Anthony Lawrence, T, Bowling Green (136)
11. Richard Hard, T, Wenatchee Valley J.C. (Wash.) (149)
12. Rick Sortun, G, Washington (164)
13. Jake Adams, E, Virginia Tech (177)
14. Leonard Slaby, C, Syracuse (192)
15. Clifford Stallings, HB, New Mexico (205)
16. Jack Anderson, RB, Ripon (Wisc.) (220)
- *17. John Evans, T, Memphis (233)
18. Dave Hoover, HB, Iowa State (248)
- *19. Bob Young, T, Howard Payne (261)
20. Ralph Kubinski, G, Missouri (276)

1963

- 1a. Jerry Stovall, HB, Louisiana State (2)
- 1b. Don Brumm, E, Purdue (13)
2. Bob Reynolds, T, Bowling Green (17)
3. Dan Brabham, DE, Arkansas (30)
- *3b. Mike Fracchia, HB, Alabama (33)
4. Don Estes, T, Louisiana State (45)
5. Bill Thornton, HB, Nebraska (58)
6. Bob Parnore, HB, Florida A&M (73)
7. Jim Moss, T, South Carolina (86)
8. Jim Cook, G, Oklahoma (101)
- *9. Willis Crenshaw, HB, Kansas State (114)
10. Jackie Smith, E, Northwest Louisiana (129)
11. Jim Burson, HB, Auburn (142)
- *12. Chuck Walker, G, Duke (157)
13. Alex Zyskowski, HB, Wichita State (170)
14. Paul Lea, HB, Oklahoma (185)
15. Ed Scrutins, E, Toledo (198)
16. John Slafkosky, T, Notre Dame (213)
17. Dave Meggys, LB, Syracuse (226)
18. Larry Stallings, LB, Georgia Tech (241)
19. Darnell Haney, T, Utah State (254)
- *20. Bill Clay, E, Arkansas (269)

1962

- 1a. Fate Echols, T, Northwestern (6)
- 1b. Irv Goode, C, Kentucky (12)
2. Robert Jackson, FB, New Mexico State (19)
3. Charley Bryant, E, Ohio State (34)
- *4. Roger Kochman, HB, Penn State (47)
5. Bill Rice, E, Alabama (69)
6. John Ellwell, E, Purdue (75)
7. Bill Kirchiro, G, Maryland (90)
- *8. George Cross, T, Auburn (103)
9. Witburn Hollis, QB, Iowa (118)
10. George Francovitch, G, Syracuse (131)
11. James Saxton, HB, Texas (146)
12. Bob O'Billovich, HB, Montana State (159)
13. Bill Diamond, G, Miami (Fla.) (174)
14. George Mans, E, Michigan (187)
15. Dick Barlund, E, Maryland (202)
16. Bill Wegener, G, Missouri (215)
18. Don Kasso, HB, Oregon State (230)
18. Don Donatelli, C, Florida State (243)
19. Don Smith, HB, Langston (Okla.) (258)
20. Judge Dickerton, HB, Minnesota (271)

1961

1. Ken Rice, T, Auburn (8)
2. Fred Arbanas, E, Michigan State (22)
- *3. Billy Wilson, T, Auburn (31)
4. Ron McDoyle, T, Nebraska (50)
5. Glenn Bass, WR, East Carolina (64)
- 6a. Dale Evans, QB, Kansas State (78)
- *6b. Dick Thornton, QB, Northwestern (83)



- *7a. George Hultz, T, Southern Mississippi (92)
- 7b. Al Bemiller, C, Syracuse (94)
- 8. Marshall Starks, HB, Illinois (106)
- *9. Charles Graning, HB, Georgia Tech (120)
- *10. Jim King, T, Clemson (134)
- 11. Bill Kinnune, G, Washington (148)
- 12. Mike Stock, HB, Northwestern (162)
- 13. Ernie McMillan, T, Eastern Illinois (176)
- 14. Bob Elliott, FB, North Carolina (190)
- 15. Mel West, HB, Missouri (204)
- 16. Jake Bradley, T, Florida A&M (218)
- 17. Pat Fischer, G, Nebraska (232)
- 18. Art Browning, G, Duke (246)
- 19. Dick Schnell, T, Wyoming (260)
- 20. Leo Reed, E, Colorado State (274)

1960

- 1. George Izo, QB, Notre Dame (2)
- 2a. Harold Olson, T, Clemson (13)
- 2b. Mike McGee, G, Duke (14)
- 3a. Hugh McInnis, E, Southern Mississippi (26)
- 3b. Charles Ellzey, C, Southern Mississippi (29)
- 4a. Willie West, HB, Oregon (37)
- 4b. Silas Woods, E, Marquette (38)
- 5a. Bill Burrell, LB, Illinois (50)
- 5b. George Phelps, HB, Cornell (54)
- 5c. Ed Mazurek, T, Xavier (Ohio) (60)
- 6. Jack Lee, QB, Cincinnati (61)
- 7. Larry Wilson, HB, Utah (74)
- 8. Wayne Crow, HB, California (85)
- 9. Dewitt Hoopes, T, Northwestern (98)
- *10a. Charley Johnson, QB, New Mexico State (109)
- 10b. Paul Oglesby, T, UCLA (113)
- 11. Robert Towns, HB, Georgia (122)
- 12. Tom Chapman, E, Detroit (133)
- 13. Vic Jones, HB, Indiana (146)
- *14. Bob DeMarco, T, Dayton (157)
- 15. Frank Mestnik, HB, Marquette (170)
- 16. Jim Hunt, T, Prairie View (181)
- 17. Joe Davis, T, The Citadel (194)
- 18. Bob Haas, HB, Missouri (205)
- 19. Herman Alexander, T, Findlay (Ohio) (218)
- 20. Thomas Day, G, North Carolina A&T (229)

1959

- 1. Billy Stacy, B, Mississippi State (3)
- 2. Jerry Wilson, E, Auburn (14)
- 3. Jimmy Butler, B, Vanderbilt (27)
- 4. Ken Beck, T, Texas A&M (38)
- 5a. Maury Schleicher, E, Penn State (50)
- 5b. Ted Bates, T, Oregon State (from Wash.) (52)
- 6a. Tom Redmond, T, Vanderbilt (63)
- 6b. Mac Lewis, T, Iowa (from Detroit) (64)
- 7. Choice to San Francisco
- 8. Choice to Cleveland
- 9. Gary Ferguson, T, Southern Methodist (98)
- 10. Emil DeCantis, B, North Carolina (111)
- 11. Floyd Faucette, B, Georgia Tech (122)
- 12. Ted Edmondson, E, Hardin-Simmons (135)
- 13. Pat Lamberti, E, Richmond (146)
- 14. Bob Bobo, T, Texas-El Paso (159)
- 15. John Schroeder, E, North Carolina (170)
- 16. John Dingens, T, Detroit (183)
- 17. Pete Hart, B, Hardin-Simmons (194)
- 18. Darrell DeBecker, T, Illinois (207)
- 19. Billy Dunn, B, Southern Methodist (218)
- 20. Jerry Lee Murphy, T, Ohio State (231)
- 21. Dale Memmlaar, G, Wyoming (242)
- 22. Glenn Shamblin, B, West Virginia (255)
- 23. Freddie Glick, B, Colorado State (266)
- 24. Jim Reed, G, East Texas State (279)
- 25. Jim Jeffrey, T, Auburn (290)
- 26. Joe Chuha, C, Southern California (303)
- 27. Bob Corrigan, G, Indiana (314)
- 28. Don Fleming, B, Florida (327)
- 29. Jim O'Connor, C, Marshall (338)
- 30. Rabe Walton, B, North Carolina (351)

1958

- King Hill, QB, Rice (1) (bonus choice)
- 1. John David Crow, B, Texas A&M (2)

- 2a. Jim McCusker, T, Pittsburgh (14)
- 2b. Bobby Jack Oliver, T, Baylor (from Detroit) (21)
- 3. Larry Cowart, C, Baylor (26)
- 4. Choice to L.A. Rams
- 5. Choice to Baltimore
- 6. Bobby Gordon, B, Tennessee (63)
- 7. Jon Jelacic, E, Minnesota (74)
- 8. Choice to San Francisco
- 9. John Keelan, T, Kansas State (98)
- 10. Gil Robertshaw, T, Brown (111)
- 11. Dean Philpott, B, Fresno State (122)
- 12. Bill Hinton, G, Louisiana Tech (135)
- 13. Charlie Jackson, B, Southern Methodist (146)
- 14. Bob Schmidt, T, Minnesota (159)
- 15. Ray Dunlap, B, Marshall (170)
- 16. Wade Patterson, E, Idaho (183)
- 17. Mac Starnes, C, Abilene Christian (194)
- 18. Mario Cheppo, E, Louisville (207)
- 19. Sonny Randle, B, Virginia (218)
- 20. Jim Matheny, C, UCLA (231)
- 21. Ray Toole, B, North Texas State (242)
- 22. Tom Aloisio, E, Indiana (255)
- 23. John Harbour, T, S.E. Missouri State (266)
- 24. Eric Soesbe, T, Vanderbilt (279)
- 25. J.C. Riekenberg, B, Northwestern St. (La.) (290)
- 26. Ray Masters, B, Southern Methodist (303)
- 27. Will Lewis, B, Tennessee-Chattanooga (314)
- 28. Gale McGinty, B, West Texas State (327)
- 29. Ken Irby, T, Mississippi State (338)

1957

- 1. Jerry Tubbs, C, Oklahoma (10)
- 2. Tom Maentz, E, Michigan (22)
- 3. Bill Hudson, T, Clemson (34)
- 4. Choice to San Francisco
- 5. Wayne Bock, T, Illinois (58)
- 6. Choice to Green Bay
- 7. Choice to Cleveland through N.Y. Giants
- 8. Choice to L.A. Rams
- 9. Don McCumby, T, Washington (106)
- 10. Don Carothers, E, Bradley (118)
- 11. Bob Kraus, G, Kansas (130)
- 12. Bob Derrick, B, Oklahoma (142)
- 13. Ed Ritt, T, Montana State (154)
- 14. Bob Fee, B, Indiana (166)
- 15. Bill Livingston, C, Southern Methodist (178)
- 16. Terry Hurley, E, Montana (190)
- 17. Buddy Terry, T, Houston (202)
- 18. Hal Smith, B, UCLA (214)
- 19. Paul Barrington, G, Minnesota (226)
- 20. Tom Homer, T, Kansas (238)
- 21. Joe Kopnisky, E, West Virginia (250)
- 22. Don Sizemore, B, Hardin-Simmons (262)
- 23. Milt Konicek, T, Duke (274)
- 24. Ron Klim, C, West Virginia (286)
- 25. Ray Volz, B, Denison (298)
- 26. Ted Rohde, B, Kansas (310)
- 27. Bob Butorovich, T, Montana State (322)
- 28. Hugh Husser, E, Southwestern Louisiana (334)
- 29. Lee Corso, B, Florida State (346)
- 30. Frank Gibson, T, Kansas (357)

1956

- 1. Joe Childress, B, Auburn (7)
- 2. Norm Masters, T, Michigan State (18)
- 3. John Roach, QB, Southern Methodist (31)
- 4. Sam Salerno, T, Colorado (42)
- 5. Choice to L.A. Rams
- 6a. Charlie Dupre, B, Baylor (66)
- 6b. John Dittrich, G, Wisconsin (70)
- 7. Bob Konovsky, T, Wisconsin (77)
- 8. Dave Lunceford, T, Baylor (90)
- 9. Bob Lovely, T, Tampa (101)
- 10. Willis Towne, E, Wichita State (114)
- 11. Fob James, B, Auburn (125)
- 12. Jerry Walker, T, Texas Tech (138)
- 13. Bo Bolinger, G, Oklahoma (149)
- 14. Carnell Neuman, B, Illinois (162)
- 15a. Charley Anderson, E, Louisiana Tech (173)
- 15b. Tom Spiers, QB, Ark. St. (from Wash.) (179)
- 16. George Welsh, QB, Navy (186)

- 17. Ron Beagle, E, Navy (197)
- 18. Jim Brown, G, UCLA (210)
- 19. Ray Zagar, B, Marquette (221)
- 20. Dickie Mattison, B, Georgia Tech (234)
- 21. Ronnie Herr, B, Texas Tech (245)
- 22. Jim Murphy, T, Stephen F. Austin (258)
- 23. Tony Branoff, B, Michigan (269)
- 24. Orville Trask, T, Rice (282)
- 25. Chuck Wheeler, T, Kentucky (293)
- 26. Black Zickefoose, E, Kansas State (306)
- 27. Jack Hutchinson, T, Oklahoma State (317)
- 28. Jim Miller, QB, Wisconsin (330)
- 29. Jim Troglio, B, Northwestern (341)
- 30. Bill Kucera, T, Colorado (353)

1955

- 1. Max Boydston, E, Oklahoma (2)
- 2. Lindon Crow, B, Southern California (14)
- 3a. Mal Hammack, B, Florida (26)
- 3b. Tony Pasquesi, T, Notre Dame (from N.Y. Giants) (32)
- 4. Frank Bernardi, B, Colorado (38)
- 5. Mario DaRe, T, Southern California (50)
- 6. Jack Bowersox, G, Maryland (62)
- 7. Dave Leggett, B, Ohio State (74)
- 8. Sam Irvine, C, Maryland (89)
- 9. Charlie McGinty, E, North Texas State (98)
- 10. Frank Scaffidi, T, Marquette (110)
- 11. Tom Pepsin, C, Miami (Fla.) (121)
- 12. Dale Sandstrom, B, Concordia (Minn.) (134)
- 13. Tom McLuckie, G, Maryland (146)
- 14. Gordy Brown, E, Louisiana Tech (158)
- 15. Dick Brubaker, E, Ohio State (170)
- 16a. Bob Herndon, B, Oklahoma (182)
- 16b. Al Dennis, E, Middlebury (from Chicago) (191)
- 17. Larry White, C, New Mexico (194)
- 18. Fred Campbell, T, Duke (206)
- 19. Dick Coy, T, St. John's (Minn.) (218)
- 20. Jim Burst, B, Washington (Mo.) (230)
- 21. Howie Wright, B, Virginia Tech (242)
- 22. Vic Berra, E, Montana State (254)
- 23. Karl Bays, T, Eastern Kentucky (266)
- 24. Max Pierce, B, Utah (278)
- 25. Bob Scott, E, Evansville (290)
- 26. Billy Hooper, B, Baylor (302)
- 27. Bruce Schwager, T, Merchant Marine (314)
- 28. Bob Ems, B, Southern Illinois (326)
- 29. Gene Renzi, T, Northeastern (338)
- 30. Bob Sweet, B, Trinity (Tex.) (350)

1954

- 1. Lamar McHan, QB, Arkansas (2)
- 2. Gary Knafelc, E, Colorado (14)
- 3. Bobby Cavazos, B, Texas Tech (26)
- 4. Bill Bredder, B, Oklahoma State (38)
- 5. Don Dohoney, E, Michigan State (50)
- 6. Tom McHugh, B, Notre Dame (62)
- 7. Dave Mann, B, Oregon State (74)
- 8. Paul Larson, B, California (86)
- 9. Dean Chambers, T, Washington (98)
- 10. Tommy Lewis, B, Alabama (110)
- 11. Homer Smith, B, Princeton (122)
- 12. Howard Pitt, E, Duke (134)
- 13. Les Goble, B, Alfred (146)
- 14. Sammy Dumas, G, Arkansas (158)
- 15. Cecil Harp, E, Pacific (170)
- 16. Al Kilgore, T, Kent State (182)
- 17. Jack Troxell, B, Arkansas (194)
- 18. Dick Young, B, Tennessee-Chattanooga (206)
- 19. Jerry Sazio, T, William & Mary (218)
- 20. Stan Huntsman, B, Wabash (303)
- 21. Jim Stander, T, Colorado (242)
- 22. Ledio Fanucchi, T, Fresno State (254)
- 23. Charley Oakley, B, Louisiana State (266)
- 24. Lou Sawchik, E, Ohio (278)
- 25. Jerry Marchand, B, Louisiana State (290)
- 26. Ralph Carrigan, C, Alabama (302)
- 27. John Culver, B, Harvard (314)
- 28. Tom Koller, B, William & Mary (326)
- 29. Bill Albrecht, B, Washington (338)
- 30. Alex Burt, B, Colorado State (350)



1953

1. Johnny Olszewski, B, California (4)
2. Jim Psaltis, B, Southern California (15)
3. Dale Samuels, QB, Purdue (28)
4. Buck Martin, E, Georgia Tech (39)
5. Bill Shallosky, G, Cincinnati (52)
6. Tony Curcillo, B, Ohio State (63)
7. Tom Higgins, T, N. Carolina (from Phila.) (70)
8. Choice to Philadelphia
9. Jerry Watford, G, Alabama (87)
- 9a. Ed Husmann, G, Nebraska (from Wash.) (99)
- 9b. Avatus Stone, B, Syracuse (100)
10. Charley Berndt, T, Wisconsin (111)
11. Ed Woodsom, E, Yale (124)
12. Chuck Spaulding, B, Wyoming (135)
- 13a. Frank McPhee, E, Princeton (from Wash.) (147)
- 13b. Ronnie Morris, B, Tulsa (148)
14. Dick Sprague, B, Washington (159)
15. Nick Chickillo, G, Miami (172)
16. Jimmy Lear, B, Mississippi (183)
17. Ed Heninger, B, Purdue (196)
18. Joe Yukica, E, Penn State (207)
19. Tom Donahue, C, Wake Forest (220)
20. Len D'Errico, G, Boston (231)
21. Joe Curtis, E, Alabama (244)
22. Hal Lokovsky, T, Washington State (255)
23. Jim Root, B, Miami (Ohio) (268)
24. Brad Glass, G, Princeton (279)
25. Haywood Sullivan, B, Florida (292)
26. Don Ringe, T, Idaho (303)
27. C.O. Brocato, C, Baylor (316)
28. Mike Prokopiak, B, New Mexico (327)
29. Earl Wrightenberry, T, Clemson (340)
30. Bill Gaudreau, B, Notre Dame (351)

1952

1. Ollie Matson, B, San Francisco (3)
2. Johnny Karras, B, Illinois (16)
3. Darrell (Pete) Brewster, E, Purdue (from Detroit) (21)
4. Choice to San Francisco
5. Choice to L.A. Rams
6. Dick Fugler, T, Tulane (51)
6. John Hancock, G, Baylor (64)
7. Harry Jabbusch, C, South Carolina (75)
8. Don Coleman, G, Michigan State (88)
9. Malcolm Cook, B, Georgia (99)
10. John Felch, T, Holy Cross (112)
11. Leo Sugar, E, Purdue (123)
12. Joe Masnaghetti, T, Marquette (136)
13. Mel Maccuso, B, Holy Cross (147)
14. Tom Tofaute, C, North Carolina State (160)
15. John Davis, B, Indiana (171)
16. Mike Mergen, G, San Francisco (184)
17. Darrell Crawford, B, Georgia Tech (195)
18. Bill Pyron, T, Mississippi State (208)
19. Ed Listopad, T, Wake Forest (219)
20. Frank Fischel, E, Arkansas (232)
21. Wade Musgrove, G, Hardin-Simmons (243)
22. Glenn Lippman, B, Texas A&M (256)
23. Louis (Red) Stephens, G, San Francisco (267)
24. E.J. Moore, G, Abilene Christian (280)
25. Cliff Anderson, E, Indiana (291)
26. Charley Fry, T, Maryland (304)
27. Sam Moses, T, Texas A&M (315)
28. Harold Lutz, E, Alabama (328)
29. Don Kasperan, B, Purdue (339)
30. Will Stolk, B, Miami (352)

1951

1. Jerry Groom, C, Notre Dame (6)
2. Don Joyce, T, Tulane (18)
3. Don Stonesifer, E, Northwestern (30)
4. Dick Doynne, B, Lehigh (42)
5. Lynn Lynch, G, Illinois (from Wash.) (51)
6. Ed Jaseonek, B, Furman (66)
7. Dick Panches, T, Colorado (78)
8. Leo Sanford, C, Louisiana Tech (90)
9. Neil Schmidt, B, Purdue (102)
10. Ken Cooper, G, Vanderbilt (from Balt.) (115)
11. Tom Bienemann, E, Drake (127)
12. Jack Landry, B, Notre Dame (139)

13. Volney Peters, T, Southern California (151)
14. Bill Leskovar, B, Kentucky (163)
15. John Simic, G, Wisconsin (175)
16. Gene Miller, B, Northwestern (187)
17. Henry May, C, Southwest Missouri State (199)
18. Russ Pomeroy, T, Stanford (211)
19. Gene Ackerman, E, Missouri (223)
20. Fred Wallner, G, Notre Dame (235)
21. Dick Bunting, E, Drake (247)
22. S.J. Whitman, B, Tulsa (259)
23. Jim Owens, E, Oklahoma (from Balt.) (271)
24. Billy Cross, B, West Texas State (283)
25. Vernon Quick, G, Wofford (295)
26. Jeff Fleischmann, B, Cornell (307)
27. Ken Huxhold, T, Wisconsin (319)
28. Dick Martin, B, Kentucky (331)
29. Bob Livingston, B, Notre Dame (from Balt.) (343)
30. Leon Root, B, Rutgers (355)

1950

1. Choice to L.A. Rams
2. Jack Jennings, T, Ohio State (21)
3. Bill Svoboda, B, Tulane (from N.Y. Bulldogs) (29)
3. Fran Polsfoot, E, Washington State (35)
4. Don Paul, B, Washington State (47)
5. Carl Kiilgaard, T, Idaho (61)
6. Warren Wood, G, Puget Sound (73)
7. Billy Gay, B, Notre Dame (from N.Y. Giants) (85)
7. Eddie Badgon, G, Michigan State (87)
8. John Hock, T, Santa Clara (99)
9. Vito Ragazzo, E, William & Mary (113)
10. Walt Grothaus, C, Notre Dame (125)
10. Milt Lavigne, B, S.E. La. (from Pitt.) (126)
11. J.D. Ison, E, Baylor (139)
12. Frank Wallheiser, E, Western Kentucky (151)
12. Bob Sharpe, G, Davidson (from Pitt.) (152)
13. Jerry Hennessey, E, Santa Clara (165)
14. Dee Andros, G, Oklahoma (177)
15. Al Langford, B, Howard Payne (191)
16. Harry Bierman, E, Furman (203)
17. Tom Palmer, T, Wake Forest (217)
18. Ray Espanen, E, Notre Dame (229)
19. Loran Day, B, Northwestern (243)
20. Webb Halbert, B, Iowa State (255)
21. Howard Blumhardt, B, South Dakota (269)
22. Jim Lipinski, T, Fairmont State (281)
23. Bill Montgomery, B, Fresno State (295)
24. Bob Gambold, B, Washington State (307)
25. Lee Truman, B, Kentucky (321)
26. Jim Pittman, B, Mississippi State (333)
27. Tom Bienemann, E, Drake (347)
28. Sonny Jones, B, Wyoming (359)
29. Bill Montagne, B, California (373)
30. Vic Banonis, C, Georgetown (Wash., D.C.) (385)

1949

1. Bill Fischer, G, Notre Dame (10)
2. Dick McKissack, B, Southern Methodist (21)
3. Choice to Boston
4. John Goldsberry, T, Indiana (40)
5. Tom Wham, E, Furman (50)
6. Bernie Hanula, T, Wake Forest (60)
7. Myrl Greathouse, B, Oklahoma (from Det.) (62)
8. Jim Cain, E, Alabama (70)
8. Joe E. Brown, B, Georgia Tech (80)
9. Hal Herring, C, Auburn (90)
10. Bob Hecker, B, Baldwin-Wallace (100)
11. Stan Flowers, E, Redlands (110)
12. Billy Stone, B, Bradley (120)
13. Bob Todd, T, Louisville (130)
14. Tony Klimek, E, Illinois (140)
15. Bob McQuade, B, Xavier (150)
16. Tom Murdock, B, Appalachian State (160)
17. Eddie Rupp, B, Denison (170)
18. Webb Halbert, B, Iowa (180)
19. Dean Laun, E, Iowa State (190)
20. Earl Rowan, T, Hardin-Simmons (200)
21. Leon Joslin, B, Texas Christian (210)
22. Bill Sprang, C, Purdue (220)
23. Bob Cox, E, North Carolina (230)
24. Stan Szymkowski, B, Lehigh (240)
25. Choice to N.Y. Giants

1948

1. Jim Spavital, B, Oklahoma State (11)
2. Bill Smith, T, North Carolina (23)
3. Jay Smith, E, Southern Mississippi (35)
4. Choice to Pittsburgh
5. Jim Cason, B, Louisiana State (55)
6. Jim Camp, B, North Carolina (65)
7. Choice to N.Y. Giants
8. Carl Weisner, E, St. Louis (85)
9. Gene Corum, G, West Virginia (95)
10. Clarence Self, B, Wisconsin (105)
11. John Hollan, B, Appalachian State (115)
12. Bob Hanlon, B,oras (125)
13. George Petrovich, T, Texas (135)
14. Jim Still, B, Georgia Tech (145)
15. Clay Davis, C, Oklahoma State (155)
16. Harry Caughron, T, William & Mary (165)
17. Jerry Davis, B, Southeastern Louisiana (175)
18. Gene Dwyer, E, St. Ambrose (185)
19. Harry Waters, B, Colorado College (195)
20. Dick Monroe, C, Kansas (205)
21. H.M. (Hindu) Reynolds, E, S. Mississippi (215)
22. Dick Wedel, G, Wake Forest (225)
23. Paul Shoults, B, Miami (Ohio) (235)
24. Fred Wendt, B, Texas-El Paso (245)
25. Doug Belden, B, Florida (255)
26. Ray Stackhouse, T, Xavier (265)
27. Bernie Reid, G, Georgia (275)
28. Jim Powell, E, Tennessee (285)
29. Bob Polidor, B, Villanova (293)
30. Bill Fischer, G, Notre Dame (300)

1947

1. DeWitt (Tex) Coulter, T, Army (7)
2. Ermal Allen, B, Kentucky (18)
3. Choice to Chicago Bears
4. Ben Raimondi, B, Indiana (41)
5. Howard Turner, B, North Carolina State (50)
6. George Maddock, T, Northwestern (60)
7. Art Dufelmeier, B, Illinois (70)
8. Ray Ramsey, B, Bradley (82)
9. Dave Wallace, B, Oklahoma (90)
10. Charley Saratt, B, Oklahoma (101)
11. Hardin Cooper, T, Tulsa (112)
12. Carl Russ, B, Rice (120)
13. Buddy Mulligan, B, Duke (131)
14. Charlie Smith, B, Georgia (142)
15. Bob Ravensberg, E, Indiana (150)
16. Barney Barnett, E, N.E. Oklahoma (162)
17. Scotty Deeds, B, Brigham Young (171)
18. Clarence Esser, T, Wisconsin (180)
19. Shelton Ballard, C, Louisiana State (192)
20. Wade Walker, T, Oklahoma (201)
21. Tom Carroll, T, Minnesota (210)
22. Tom Dorsey, B, Brown (222)
23. Otto Schnellbacher, E, Kansas (231)
24. Larry Joe, B, Penn State (240)
25. Dick Abrams, B, Washington State (252)
26. Joe Smith, E, Texas Tech (260)
27. Tony Rotunno, B, St. Ambrose (270)
28. Clyde Lindsey, E, Louisiana State (282)
29. Bob Callahan, C, Michigan (289)
30. Johnny Karamigos, B, Denver (296)

1946

1. Dub Jones, B, Tulane (2)
2. Mac Wenskunas, C, Illinois (11)
3. Elmer Angsman, B, Notre Dame (16)
4. Ham Nichols, G, Rice (26)
5. Joe Golding, B, Oklahoma (31)
6. Len Dickey, T, Texas A&M (41)
7. Pat Lenshan, E, Tennessee (51)
8. Phil Tinsley, E, Alabama (61)
9. J.C. Colhouer, G, Oklahoma State (71)
10. Tom Barber, T, Tennessee-Chattanooga (81)
11. Dick Loepte, T, Wisconsin (91)
12. Venton Yablonski, B, Columbia (101)
13. Lee Lewis, B, Washington (111)
14. Bob Russell, B, Miami (Ohio) (121)
15. Fred Rovi, G, Notre Dame (131)
16. Ray Evans, T, Texas-El Paso (141)



17. Bob Loubie, B, Miami (Ohio) (151)
18. Frank Irwin, T, Duke (161)
19. Pride Ratteree, G, Wake Forest (171)
20. Bill Heywood, B, Notre Dame (181)
21. Al Traught, B, Miami (Ohio) (191)
22. Clem Andrulewicz, T, Villanova (201)
23. Adam Rakowski, E, Pennsylvania (211)
24. Jack McKenzie, B, Northwestern (221)
25. Tom Worthington, T, Tulsa (231)
26. Jim Vugrin, G, Tennessee (241)
27. Jesse Herschberger, E, S. Methodist (251)
28. Newman Ledbetter, T, Texas Tech (261)
29. Alton Baldwin, E, Arkansas (271)
30. Jim LaRue, B, Duke (281)

1945

1. Charley Trippi, B, Georgia (1)
- Paul Collins, B, Missouri (14)
2. Walt Watt, B, Miami (18)
- Bob Dobelstein, G, Tennessee (28)
3. Zeke Chronister, E, Texas Christian (35)
4. Corwin Clatt, B, Notre Dame (45)
5. Ziggy Zarobski, T, Notre Dame (55)
6. John Harrington, E, Marquette (68)
7. Gene Meeks, B, Kentucky (78)
8. Bill Huber, E, Notre Dame (88)
9. Halley Heard, T, Louisiana State (101)
10. Bob Cowan, B, Indiana (111)
11. Elmore (Buddy) Luper, B, Duke (121)
12. Solon (Bobo) Barnett, G, Baylor (134)
13. Gordon Carver, B, Duke (144)
14. John Cannady, B, Indiana (154)
15. Ben Cittadino, E, Duke (167)
16. Ralph Strayhorn, G, North Carolina (177)
17. John Andretich, B, Purdue (187)
18. John Kramer, T, Marquette (200)
19. J.D. (Red) Cheek, G, Baylor (210)
20. Fred Grant, B, Wake Forest (220)
21. Johnny Cook, B, Georgia (233)
22. Ardie McClure, T, Georgia (243)
23. Hugo Norjige, B, Wooster (253)
24. Gene (Red) Knight, B, Louisiana State (266)
25. Don Fambrough, B, Texas (276)
26. Garland (Bulldog) Williams, T, Duke (286)
27. Ed Dusek, B, Texas A&M (299)
28. Otto Payne, B, Texas A&M (309)
29. Did not draft
30. Did not draft

1944

1. Pat Harder, B, Wisconsin (2)
2. Paul Mitchell, T, Minnesota (12)
- Saxon Judd, E, Tulsa (17)
3. Jack Tavener, C, Indiana (28)
- Bill Blackburn, C, Rice (33)
4. Bill Garneas, B, Minnesota (44)
5. Rodger Smith, B, Texas Tech (55)
6. John (Red) Cochran, B, Wake Forest (66)
7. Frank Scanlan, B, Loyola (Calif.) (77)
8. Lou Saban, B, Indiana (88)
9. Fran Griffin, T, Holy Cross (99)
10. Leo Daniels, B, Texas A&M (110)
11. Bobby Dadds, B, Tulsa (121)
12. Van Hall, B, Texas Christian (132)
13. Jack Carpenter, T, Missouri (143)
14. Charley Csuri, T, Ohio State (154)
15. Joe Magliolo, B, Texas (165)
16. Walt Snot, T, Bucknell (176)
17. Jack Adams, E, Presbyterian (187)
18. Ray Kuffel, E, Marquette (198)
19. Jack West, E, Texas (209)
20. Jack Esorcia, B, Illinois State (220)
21. Don Buffmire, B, Northwestern (231)
22. Bob Nanni, T, Duke (242)
23. John McGinnis, E, Notre Dame (253)
24. Warren Hodges, T, Kansas (264)
25. Bill Earley, B, Notre Dame (275)
26. Bob Davis, G, Oregon (286)
27. Vince DiFrancesca, T, Northwestern (297)
28. Lloyd Ott, C, North Carolina State (308)
29. Did not draft
30. Did not draft

1943

1. Glenn Dobbs, B, Tulsa (3)
2. Johnny Grigas, B, Holy Cross (14)
- Don Curriuan, E, Boston College (18)
3. Al Hust, E, Tennessee (29)
- George Hecht, G, Alabama (33)
4. Al Klug, T, Marquette (44)
5. Stan Mauldin, T, Texas (53)
6. Bill Godwin, C, Georgia (64)
7. Moffatt Storer, B, Duke (73)
8. Fondren Mitchell, B, Florida (84)
9. Emil Lussow, E, Dubuque (93)
10. Paul Hirsbrunner, T, Wisconsin (104)
11. Bill Baumgartner, E, Minnesota (113)
12. Gerard (Buster) Ramsey, G, Wm. & Mary (124)
13. Earl Doloway, B, Indiana (133)
14. Nick Burke, G, Northwestern (144)
15. Bill Campbell, B, Oklahoma (153)
16. Clarence Booth, T, Southern Methodist (164)
17. Elvis (Boots) Simmons, E, Texas A&M (173)
18. Roy Ericson, G, Villanova (184)
19. George (Locomotive) Smith, B, Villanova (193)
20. George Sutth, B, Temple (204)
21. Cliff Kinsey, B, Georgia (213)
22. Weldon Humble, G, Rice (224)
23. Cal Purdin, B, Tulsa (233)
24. Eddie McGovern, B, Illinois (244)
25. Al Druis, G, Temple (253)
26. Ken MacDonald, C, Rutgers (264)
27. Bill Edwards, G, Louisiana State (273)
28. Pete Hecomovich, B, Idaho (284)
29. Did not draft
30. Did not draft

1942

1. Steve Lach, B, Duke (4)
- Lloyd Cheatham, B, Auburn (14)
2. Wilson (Bud) Schwenk, B, Wash. (Mo.) (19)
- Vince Banonis, C, Detroit (29)
3. Bob Reinhard, T, California (34)
4. Chal Daniel, G, Texas (44)
5. Rupe Thornton, G, Santa Clara (54)
6. Doug Renzel, B, Marquette (64)
7. Chet Wetterlund, B, Illinois Wesleyan (74)
8. Jud Ringer, E, Minnesota (84)
9. Jim Fitzharris, E, St. Thomas (Minn.) (94)
10. Dick Brye, T, Marquette (104)
11. Charley Givler, G, Wake Forest (114)
12. Hugh Swink, T, Oklahoma State (124)
13. Marv Harshman, B, Pacific Lutheran (134)
14. George Arabian, B, St. Mary's (Calif.) (144)
15. Jackie Crain, B, Texas (154)
16. Carl Suntheimer, C, North Carolina (164)
17. Jimmy Nelson, B, Alabama (174)
18. Norvell Wallach, T, Missouri (184)
19. Did not draft
20. Did not draft

1941

1. John Kimbrough, B, Texas A&M (2)
2. Paul Christman, QB, Missouri (13)
3. Bob Fox, B, Tennessee (17)
4. John Clement, B, Southern Methodist (28)
5. Ray Apolskis, C, Marquette (32)
6. Marshall Robnett, G, Texas A&M (43)
7. John Kuzman, T, Fordham (52)
8. George Kracum, B, Pittsburgh (63)
9. Tom Vargo, E, Penn State (72)
10. Ray Malouf, B, Southern Methodist (83)
11. Jack Sommers, C, UCLA (92)
12. Charley Armstrong, B, Mississippi College (103)
13. Wayne Pitts, B, Arizona State (112)
14. Joe Lokanc, G, Northwestern (123)
15. Claude White, C, Ohio State (132)
16. Gates Kimball, T, North Carolina (143)
17. Ray Schultz, G, Missouri (152)
18. Fred Harris, T, Southern Methodist (163)
19. Mel Aussieker, B, St. Louis (172)
20. Frank Platt, T, Penn State (183)

1940

1. George Cafego, B, Tennessee (1)
2. George (Snuffy) Stirmweiss, B, North Carolina (11)
3. Lloyd Madden, B, Colorado Mines (16)
4. Cecil (Jack) Shirk, E, Oklahoma (26)
5. Marty Christiansen, B, Minnesota (31)
6. Vic Reginato, E, Oregon (41)
7. Andy Chisick, C, Villanova (51)
8. Ben Kish, B, Pittsburgh (61)
9. Luke Pappas, T, Utah (71)
10. Jack Roche, B, Santa Clara (81)
11. Bill Davis, T, Texas Tech (91)
12. Stan Anderson, T, Stanford (101)
13. Alton Coppage, E, Oklahoma (111)
14. Judson Hudson, B, Davis & Elkins (122)
15. Joe Ziemba, E, St. Benedict (131)
16. Beryl Clark, B, Oklahoma (141)
17. Ralph Foster, T, Oklahoma A&M (151)
18. Lowell Bryant, B, Clemson (161)
19. Russ Buckley, B, Gustavus Adolphus (171)
20. Rupert Pate, T, Wake Forest (181)

1939

1. Ki Aldrich, C, Texas Christian (1)
2. Marshall (Biggie) Goldberg, B, Pittsburgh (12)
3. Alvord Wolff, T, Santa Clara (16)
4. Hal (Curly) Stebbins, B, Pittsburgh (27)
5. Bill Daddio, E, Pittsburgh (31)
6. George Faust, B, Minnesota (42)
7. Bill Dwyer, B, New Mexico (51)
8. Sherm Hinkbein, C, Kentucky (62)
9. Earl Brown, E, Notre Dame (71)
10. Earl Crowder, QB, Oklahoma (82)
11. Bowden Wyatt, E, Tennessee (91)
12. Jim Thomas, G, Oklahoma (102)
13. Andy Sabados, G, The Citadel (111)
14. Blase Miatovich, T, San Francisco (122)
15. Russ Clarke, G, Santa Clara (131)
16. Gus Goin, E, Clemson (142)
17. Everett Elkins, B, Marshall (151)
18. Frank Huffman, E, Marshall (162)
19. Mike Kochel, G, Fordham (171)
20. Tom Rice, T, San Francisco (182)

1938

1. Jack Robbins, B, Arkansas (5)
- Milt Popovich, B, Montana (15)
2. Frank Patrick, B, Pittsburgh (20)
- Bob Herwig, C, California (30)
3. Al Barbatsky, T, Fordham (35)
4. Joe Brunansky, T, Duke (45)
5. Ed Cherry, B, Hardin-Simmons (55)
6. Leon Lavington, E, Colorado (65)
7. Phil Dougherty, C, Santa Clara (75)
8. Dwight Sloan, B, Arkansas (85)
9. Bob Kenderdine, E, Indiana (95)
10. Bob Mauther, C, Holy Cross (105)

1937

1. Ray (Buzz) Buivid, B, Marquette (3)
2. Gaynell Tinsley, E, Louisiana State (12)
3. Art Guebe, B, Marquette (23)
4. H.K. (Bucky) Bryan, B, Tulane (32)
5. Harn Harmon, C, Tulsa (43)
6. Phil Dickens, B, Tennessee (52)
7. Herm Dickerson, B, Virginia Tech (63)
8. John Reynolds, C, Baylor (72)
9. Dwight Hafeli, E, Washington (Mo.) (83)
10. Middleton Fitzsimmons, G, Georgia Tech (92)

1936

1. Jim Lawrence, B, Texas Christian (5)
2. Gomer Jones, C, Ohio State (15)
3. Eddie Erdelaz, E, St. Mary's (Calif.) (23)
4. Ed Brett, E, Washington State (33)
5. Stan Rioridan, E, Oregon (41)
6. Ettore Antonini, E, Indiana (51)
7. Tack Dennis, B, Tulsa (59)
8. Ross Carter, G, Oregon (69)
9. Niels Larsen, T, Stanford (77)

*Future draft choice



MISCELLANEOUS



CARDINALS CHARITIES

Founded in 1990, Cardinals Charities mission is to support programs designed to improve the quality of life and enhance opportunities for children, women, and minorities in Arizona.

Cardinals Charities grants are awarded on an annual basis in response to applications from qualified non-profit organizations whose goals and programs meet the mission statement.

Cardinals Charities also continued its involvement with a wide range of organizations focused on women and children's issues in Arizona. Cardinals Charities supported these programs through grants awarded to the Sojourner Center, Helping Hands



CARDINALS CHARITIES

for Single Moms, the Ronald McDonald House, Communities in Schools, The Wellness Community and UOM New Day Centers.

One of the biggest programs that financially support Cardinals Charities is the sale of Cardinals specialty license plates sold through the Arizona Department of Transportation (ADOT).

Drivers who purchase a Cardinals specialty plate pay \$25 per year with \$17 going to Cardinals Charities each year.

In 2019, Cardinals Charities distributed grants to worthy charitable organizations including Boys & Girls Clubs across the state, domestic violence shelters, and various educational programs.



GENERAL GUIDELINES FOR BENEFICIARIES

- Organizations must be exempt under 501 (c) (3) of the Internal Revenue Service code.
- At least 75 percent of funding must be spent in Arizona.
- Grant application will be limited to once each year; however, organizations may reapply each year. Proposals for \$5,000 or less are preferred.

APPLICATION PROCESS

Interested organizations must request an application in writing, either by FAX or mail, on their 501 (c) (3) letterhead. Deadline for submission of application is July 1. Grant notification will be made within 180 days following filing deadline.

Address correspondence to:

Cardinals Charities
P.O. Box #888
Phoenix, AZ 85001-0888



Cardinals Charities hosts four signature annual events during the course of each year – the Kickoff Luncheon, Celebrity Golf Classic, Kingpin Challenge and Celebrity Golf Challenge.




KICKOFF LUNCHEON

- Entering the 22nd year of the event.
- The Kickoff Luncheon is a chance for fans and business partners to enjoy lunch and meet the entire Cardinals team and coaching staff prior to the start of each season.



KINGPIN CHALLENGE

- Entering the 26th consecutive season as a dinner/auction and 13th year as the Kingpin Challenge.
- The 12th annual Kingpin Challenge was held at Chandler's Kyrene Lanes in 2019, featuring the entire Cardinals team and coaching staff.



CARDINALS CELEBRITY GOLF CHALLENGE

- Entering its 16th consecutive season after previously being called the NFL Alumni Celebrity Golf Challenge.
- A celebrity golf tournament during the season partners Cardinals alumni along with local celebrities, fans and business partners.



CARDINALS CELEBRITY GOLF CLASSIC

- Entering 32nd consecutive season.
- The longest running Cardinals Charities event, the Golf Classic is held each offseason with participants donating money for the opportunity to play with members of the Cardinals organization.
- Each year, participants play a round of golf with various celebrities and have the opportunity to win various luxury items while also bidding on memorabilia and travel packages through an auction.





CARDINALS COMPLETE ANOTHER SUCCESSFUL YEAR IN THE COMMUNITY

The 2019 season marked another successful year for the Arizona Cardinals Football Club and its various community-based activities.

Cardinals players, coaches, cheerleaders, mascot Big Red, alumni and front office staff continued the organization's ongoing efforts of being a champion in the community. Throughout the 2019 season, 65 different players, alumni and members of the Cardinals Women's club took part in over 280 different community events and appearances that impacted over 45,000 adults and children. The Cardinals also donated more than 50,000 pieces of merchandise and memorabilia throughout the past year.

The Cardinals four signature community programs during the 2019 season - the SRP and Safeway Milk and Cookies Program, Gatorade Jr. Training Camps, USA Football's League Excellence program and the NFL Flag Football program - continued last year and will all be back in 2020.

SRP/SAFEWAY MILK AND COOKIES PROGRAM

- Entering its 19th consecutive season.
- Each Tuesday during the season, a different Cardinals player along with team mascot Big Red read to students at various Valley elementary schools and distributed backpacks and milk and cookies provided by Albertsons and Safeway.
- 20 players visited 23 different schools and read to over 900 students in 2019.



GATORADE JR. TRAINING CAMPS

- Entering its 23rd consecutive season. During the 2019 season, the Cardinals put on clinics using Gatorade Jr. Training football stations and interactive zones.
- Current and former Cardinals players and Big Red provided football instruction and guidance for students while hosting kids camps at Valley elementary schools and at State Farm Stadium. The players and Big Red helped promote the NFL's Play 60 message to encourage kids to receive 60 minutes of daily exercise.
- 20 players participated in 25 Kids Camps impacting over 2,900 students during the 2019 season.

USA FOOTBALL'S LEAGUE EXCELLENCE PROGRAM

- The Cardinals are entering their 8th season of involvement with the program.
- The "Football Development Model" provides a proven template where players and coaches teach and learn in an age-appropriate way making a safer game.
- The partnerships between NFL teams and USA Football were developed to help promote leagues and educate coaches and officials that stress a smarter and safer way to play and teach youth football.
- The Cardinals are affiliated with 11 leagues and over 200 teams across the state with over 2,000 coaches and over 25,000 participants all currently certified or becoming certified in the program.

NFL FLAG FOOTBALL PROGRAM

- Entering its 18th consecutive season and presented by Albertsons and Safeway.
- 5-on-5 non-contact flag football league for boys and girls to provide basic fundamentals of football throughout the southwest with teams in Arizona and New Mexico.
- The program grew from 8,000 participants in 2004 to 12,400 in 2005 to now having over 40,000 players in 2020, one of the NFL's largest.
- For the 15th consecutive season, the Cardinals hosted a NFL Flag regional tournament. In 2019 the tournament hosted over 500 athletes from 10 states participating throughout the weekend. Since its inception, 30 teams from the Cardinals NFL flag program have been crowned as national champions.



The Cardinals also continued their involvement with Arizona high school football with the weekly "High School Coach-of-the-Week" and "High School Player-of-the-Week" awards during the 2019 season. Both programs are back for the 2020 season.

"HIGH SCHOOL COACH-OF-THE-WEEK"

- Starting its 26th consecutive season.
- Every week during the high school football season, a local panel selects a High School Coach of the Week and awards him a certificate signed by team Owner Michael Bidwill and Head Coach Kliff Kingsbury in addition to a \$2,000 check to the coach's school on behalf of Cardinals Charities.



- In 2019, 10 coaches were selected and a total of \$20,000 was awarded to Arizona high school football programs.
- A "Coach-of-the-Year" was selected following the 2019 high school season and Jason Mohns from Saguaro H.S. was awarded an additional \$4,000 for his school. Mohns was the high school coach of current Cardinals WR Christian Kirk, RB D.J. Foster and CB Byron Murphy.



"HIGH SCHOOL PLAYER-OF-THE-WEEK"

- Starting its 18th consecutive season.
- Every week during the high school football season, a local panel selects a High School Player of the Week who receives a football trophy acknowledging the award at the players' school during an awards ceremony.
- In 2019, 10 players were selected and each was awarded at their school in front of their peers with team mascot Big Red and an alumni player.
- A "Player-of-the-Year" was selected following the high school season and running back Bijan Robinson from Salpointe Catholic H.S. was given a customized Cardinals jersey and a football trophy engraved with his season stats.

The Cardinals also remained busy during the holidays giving back to those less fortunate. Along with hosting a game day toy drive to benefit Helping Hands of Freedom and the Firefighter Angel Foundation of Prescott and a game day canned food drive that benefits local food banks, two of the marquee programs that the Cardinals participate in each season during that time of year are "Help Feed the Hungry" and "Teddy Bear Express."



HELP FEED THE HUNGRY

- Last year, Cardinals players and their families along with owner Michael Bidwill, front office personnel, cheerleaders and Big Red helped serve Thanksgiving dinner at the Phoenix Rescue Mission for more than 500 people.
- The 2019 season marked the 18th consecutive year of working with the Phoenix Rescue Mission during Thanksgiving.

PAW EXPRESS

- Each year, a Cardinals caravan with players, wives, front office personnel, Big Red and cheerleaders visits Phoenix Children's Hospital to deliver stuffed toy dogs to children spending the holidays away from home.
- Last year, 11 players visited over 150 children at PCH, passing out the stuffed toy dogs while signing autographs, taking pictures and spreading holiday joy.
- The 2019 season was the 20th consecutive year of program.



In addition to being active throughout the community with various player appearances and events, the Cardinals also gave back to the people of Arizona with donations of merchandise and memorabilia.

CARDINALS DONATIONS

- The Cardinals donated over 50,000 items of signed merchandise (signed footballs, jerseys, pants, shoes and hats) to non-profit organizations in 2019 raising over \$200,000 for local charities.
- Finally, during a sold out season at State Farm Stadium last year, over 10,000 game tickets were distributed to worthwhile organizations throughout the Valley.




ABOUT STATE FARM STADIUM

State Farm Stadium is a prime example of sophisticated engineering, technology, and design. Regarded as one of the finest venues in sports, it features both a retractable roof and retractable natural grass playing field, setting an industry standard for design excellence and providing the ultimate in fan comfort. The

field allows flexibility to transform State Farm Stadium from a football-ready field to an unrestricted stadium floor in just over an hour at the push of a button.

Opened in 2006, the stadium was designed to host Super Bowls, blockbuster concerts, NCAA tournaments, and numerous other entertainment events and activities. The world-class venue attracts record crowds for the franchise and allowed the team to sell-out every game played at the venue to date. The stadium served as the site of two of the most-watched Super Bowls in history - Super Bowl XLII between the New York Giants and the New England Patriots and Super Bowl XLIX between the Patriots and Seattle Seahawks. In 2019, the stadium experienced its largest crowd to date when 77,653 fans attended the Garth Brooks concert. State Farm Stadium also plays host to the annual Fiesta Bowl and has hosted the BCS National Championship game twice.

In May of 2018, the league announced that the biggest event in American sports is returning to State Farm Stadium for the third time, as Arizona was selected to host Super Bowl LVII that will cap the 2022 NFL season.



In July of 2018, the NCAA announced that the 2024 Men's Final Four will be held at State Farm Stadium.

RENOVATING THE NEST: By the time Arizona hosts Super Bowl LVII, over \$100 million in recent renovations will have occurred in and around State Farm Stadium.

"We want to make sure the building constantly feels fresh," team owner Michael Bidwill said of the fan experience. "This is what the game is about. It's about the fans." Among the upgrades at State Farm Stadium:

Stadium Club Area Renovation (\$28 million): In 2017, the Cardinals revealed the first part of a two-phase expansion and renovation of the Club areas on the east and west sides of the stadium.

In addition to enhancing and expanding the pre-existing areas, the project included the creation of "Flight Lounge" which provides an intimate bar setting and features different brands of wine each week. Another major addition was the high-end "Bubble Lounge," a full-service bar that specializes in champagne and wine and features a ticketed pregame brunch experience through kickoff and an upscale a la carte menu beginning with the second quarter.





That phase also included the renovation of the bar areas on the Club level, going from six beer taps to 16. The primary 50-Yard lounges now include large (12' x 60') videoboards to easily permit viewing of eight games at one time.

Completed in 2018, phase two entailed completely renovating the balance of the Club level. A highlight of phase two was "The Tail Feather," a new speakeasy style lounge and full-service bar that offers fans an electric, Art Deco atmosphere. Located on the northeast side of the stadium, "The Tail Feather rivals the "Bubble Lounge" on the west side.

The phase two renovation also included new bars and food service areas in all four corners, new flooring and lighting, additional TVs, a new sound system and all new furniture.

A specialty lounge area, the "Bird's Nest," also has a new bar and food buffet, extensive millwork finishes and new furniture. Finally, all restrooms were completely renovated with new flooring, ceilings, lighting, wall tile, and a stone vanity.

New Parking Lot, Pedestrian Tunnel & Bridge, Security Structures (\$28 million): The "Black Lot" which features 4,015 additional parking spaces, opened prior to the 2018 season. Located between 95th and 91st avenues along Cardinals Way, the lot has access to the stadium grounds via a pedestrian underpass and a pedestrian bridge.

The tailgating areas were also upgraded and permanent shaded structures were built for security checkpoints.

Technology Upgrades (\$25 million): Prior to the 2014 NFL season, State Farm Stadium underwent a \$20 million upgrade to help improve the game-day experience. As part of a collaboration between the Cardinals and the Arizona Sports & Tourism Authority (AZSTA), the videoboards at the north and south ends were upgraded and now feature high contrast technology for the clearest image quality. The Cardinals also undertook a significant project to upgrade the tele-

communications systems for improved wireless coverage at the stadium. The team installed a state-of-the-art Cisco HD Wi-Fi system to allow fans access to high-speed internet in their seats and in all public areas of the stadium, which now features seven times as many total access points distributed throughout the venue and 10 times as much bandwidth.

In 2016, the stadium received yet another upgrade when a new state-of-the-art sound system was installed.

ARCHITECTURE: World-renowned architect Peter Eisenman, in partnership with HOK Sport and Hunt Construction Group, created a state-

of-the-art design that has already become a distinctive Arizona landmark. The stadium's exterior skin takes its design cue from the barrel cactus and features alternating sections of shimmering metal panels intended to reflect the shifting desert light alongside 21 magnificent vertical glass slots allowing fans a spectacular view of the horizon from any level of the interior.

RETRACTABLE FIELD: State Farm Stadium also features a unique rollout natural grass playing field, contained in a single tray weighing 18.9 million-pounds (234 feet wide, 403 feet long). The first completely retractable field in the United States, it is positioned inside the stadium on game days to offer the preferred natural-grass playing surface for football and outside the stadium for the remaining 350+ days of the year to receive sunlight and watering. The field tray is powered by electric motors mounted on steel wheels riding on tracks embedded in the concrete floor and takes approximately 70 minutes to move completely. The flexibility of this unique design allows State Farm Stadium to serve as a true multipurpose venue featuring a 160,000 square-foot event floor for other events.





RETRACTABLE ROOF: Atop the stadium roof are two large retractable panels that open and close on an arc. The panels and much of the roof are made of a translucent fabric called Birdair that enables light to penetrate and gives the venue an open, airy feel. When closed it also allows for an air-conditioned environment during the hot months, but the roof can be opened during cooler times of the year to take advantage of Arizona's patented sunshine. The roof takes about 10 minutes to open or close.

SCOREBOARDS: As part of a collaboration between the Cardinals & the Arizona Sports & Tourism Authority (AZSTA), videoboard at the north & south ends were upgraded prior to the 2014 season. Both are more than triple the size of the previous ones. At the south end is a high-definition LED video display that measures 54 feet high by 164 feet wide and provides an additional 8,856 square feet of live video and replays.

Featuring a 13HD pixel layout for crisp, clear imagery and 75% higher resolution, the display is capable of showing one large image to highlight live video and instant replays. It can also be divided into separate sections to show additional stats and information that fans want. The videoboard at the north end is also triple the size of the previous one, measuring 27 feet high by 97 feet wide. Both displays feature high contrast technology for the best in image quality.

INFORMATION TECHNOLOGY: State Farm Stadium has an IP infrastructure that supports telecommunications throughout the Stadium. The voice and data communication network infrastructure is built entirely on Cisco equipment. All telecommunications services for voice, data, and video broadcast distribution are provided by COX Business Services and are provided via redundant services to the Stadium.

BY THE NUMBERS

1.7 million	Square footage of stadium	740	Approximate number of feet the field must move to get into the stadium
144	Number of sellouts (including preseason and postseason) in the first 14 seasons at State Farm Stadium (compared to just 12 in 18 seasons at Sun Devil Stadium)	18.9 million	Weight (in pounds) of the retractable field
2	Super Bowls held at State Farm Stadium - XLII in 2008 (Giants over Patriots) and XLIX in 2015 (Patriots over Seahawks)	21	Number of vertical slots on the exterior wall of stadium
179	False starts for Cardinals opponents at State Farm Stadium since it opened in 2006. That is the most in the NFL during that span.	30	Height in feet of the giant numbers designating the three main entrances to the stadium
2017	Year the stadium played host to Arizona's first-ever NCAA Men's Basketball Final Four	10	Number of elevators for public use in stadium
4-0	Cardinals record at home in the postseason since beginning play at State Farm Stadium	18	Number of escalators for public use in stadium
7,501	Total number of club seats in stadium	8,000	Tons of cooling used by the stadium's air conditioning
7	Number of club lounges	454,785	Votes in favor of Proposition 302 stadium legislation in 2000
1.3 billion	Economic impact of the stadium hosting a Pro Bowl, Super Bowl, College Football National Championship Game and the NCAA Men's Final Four during a 26-month stretch in 2015-17.	1,218	Days between the stadium groundbreaking (4/12/03) and the inaugural game at the stadium (8/12/06)
100 million	Dollars being spent on improvements in and around State Farm Stadium between when the venue hosted Super Bowl Super Bowl XLIX and when it will host Super Bowl LVII following the 2022 season.	16,340	Total number of jobs created by Proposition 302; overall economic impact is \$1.95 billion
10	Approximate number of minutes it takes to open/close the roof	2.6 million	Total number of hours put in by workers during construction project
18.5 million	Approximate weight (in pounds) of the roof	900	Length in miles of a sidewalk that could be made from the amount of concrete used on the stadium (roughly the distance from Phoenix to San Francisco)
70	Approximate number of minutes to roll the field into the stadium	10,000	Approximate number of individual Crown Cor panels that make up the metallic skin of the stadium's exterior
		77,653	Attendance for the Garth Brooks concert held at State Farm Stadium in March of 2019. It was the largest crowd for any event held at the venue since it opened in 2006.



The stadium supports 2500 unique telephone DID numbers on a DS-1/PRI backbone. The Stadium provides 20Gb of Internet bandwidth, which can be adjusted as needed to support any technology requests that come to the stadium, and additional bandwidth can be requested in advance to increase the capacity as needed.

In 2013 the Stadium DAS system upgrade began using Crown Castle and a neutral host system. In 2014, the system was completely finished and hosts all major carriers, Verizon, AT&T, T-Mobile, and Sprint, and has multiple 4G-LTE sectors for each carrier, according to the needs of each.

In 2014 the Stadium Computing Network and Wi-Fi Systems were completely upgraded. An HD Wi-Fi System was installed throughout the stadium, which includes approximately 950 Cisco AP's and antennas, and is supported by a Cisco Prime Network infrastructure running over a 10Gb fiber optic backbone. The stadium also upgraded the Cisco Unified Communications System, replaced all Core and Edge switches and servers, as well as upgraded all security systems.

In 2015 outdoor Wi-Fi coverage was installed, starting at the Great Lawn and South Lawn, where the majority of outdoor events at the stadium take place. In addition, a network of Bluetooth Beacons were installed, which can be used for a variety of purposes, including information sharing, marketing and promotions.

MULTI-PURPOSE: Because of the truly unique multi-purpose nature of the facility, State Farm Stadium is able to host far more than just Cardinals home games. Since opening in August of 2006, the building has hosted a pair of Super Bowls, the 2015 Pro Bowl, the first-ever BCS National Championship game (Florida-Ohio State), Fiesta Bowls, international soccer matches, high school football championships, high school proms, monster truck and motocross events, trade shows and conventions, the West Regionals of the NCAA men's basketball tournament, and numerous other events.

In December of 2016, State Farm Stadium hosted its 11th Fiesta Bowl and for the first time ever the game served as one of two College Football Playoff Semi-Final contests. Ohio State and Clemson met on New Year's Eve for a chance to play in the BCS National Championship Game. In December of 2019, State Farm Stadium again served as the site of a BCS semi-final as the Buckeyes and Tigers held a Fiesta Bowl rematch.

State Farm Stadium hosted Arizona's largest international soccer match in history as Haiti and Mexico took the pitch for the 2019 Concacaf Gold Cup Semifinal.

During the COVID-19 outbreak in 2020, State Farm Stadium served an important function as the site of numerous blood drives, PPE (Personal Protective Equipment) drives and testing drives. One area hit particularly hard by the COVID-19 crisis was the local blood donation community, where the supply reached critically low levels. The stadium's size and the event's operational set-up ensured adherence to the necessary physical and social distancing guidelines while still accommodating the greatest possible number of donors. The first drive – in which the Cardinals partnered with Dignity Health, Cigna and Vitalant – took place on March 31. The following week, the Cardinals partnered with Anheuser-Busch and the American Red Cross for a pair of additional blood drives on consecutive days.

On April 15, the Cardinals and Project C.U.R.E hosted a PPE drive at State Farm Stadium to help meet the pressing need within the local healthcare community. On two separate occasions in May, the Cardinals and Dignity Health participated in the state's drive-through COVID-19 testing blitz in Orange Lot at State Farm Stadium.

In a given year, ASM Global (the building's operator) successfully books 225+ event days for gatherings large, small and in between. Among those events have been concerts featuring some of the world's most popular artists, including The Rolling Stones, U2, Garth Brooks, Guns N' Roses and Metallica.

OTHER FEATURES: In addition to its high-design architecture and innovative design, the stadium also sets new standards for stadium comfort. Its layout provides for excellent site lines, comfortable seats, abundant restrooms and concession stands, spacious end-zone viewing decks, and wide concourses with an open design allowing for an unobstructed view of the field from both the lower and upper concourses. It is also aligned along a slight northwest to southeast axis to offer the maximum sun exposure for the grass field and maximum shade for stadium patrons. State Farm Stadium includes 88 luxury lofts - know elsewhere as "suites" - that are unlike any others in the sports industry. Featuring a bold, modern interior design, loft amenities include preferred parking, an exclusive entrance, private restrooms, multiple televisions, and in-loft catering. In addition to the lofts, a luxurious Club Level features wider seats, preferred parking, private entrances, and a climate-controlled Club Lounge with multiple two-story spaces, comfortable lounge seating, plentiful TV monitors, upgraded food and beverage offerings and dedicated restrooms. State Farm Stadium is owned by the Arizona Sports and Tourism Authority.





SPORTSMAN'S PARK

The area that surrounds and encompasses State Farm Stadium is known as Sportsman's Park. The 160-acre footprint includes car-parks, grass areas and an abundance of trees and other landscape native to the area.

On-site parking accommodates 14,000 cars as part of an innovative site plan designed to create a truly unique tailgating experience for fans.

A tree-lined expanse of grass covering eight



acres, the Great Lawn extends west from 95th Avenue to the Loop 101. The lawn stretches over 1,000 feet and is designed for use by fans while tailgating at games or to use during other activities outside the stadium. Surrounding the Great Lawn is a 50-foot wide prome-

nade. In addition to the uninterrupted expanse of grass, the Great Lawn includes areas for vendors and musicians.

PAT TILLMAN MEMORIAL

The plaza surrounding State Farm Stadium is known as the Pat Tillman Freedom Plaza, in honor of the former Cardinals safety who was killed in action on April 22, 2004 while serving his country as a member of the elite Army Ranger unit.

Fans attending home games can visit the Pat Tillman Memorial located at the northwest side of the plaza. The memorial includes a large bronze sculpture of Tillman on the eastern side and a circular reflection pond on its western side.

The sculpture is approximately eight-feet tall, weighs over 500 pounds, and took nearly nine months to complete. After an extensive search, the Cardinals selected artists Omri Amrany and Gary Tillery to create the sculpture. The sculptors con-



sulted with the team and Pat's wife, Marie, who worked to select the image of Tillman that would best convey his character and spirit. Serving as a backdrop to the sculpture is a nine-foot tall curved wall made of concrete that measures 42 feet across, symbolic of Tillman's jersey number at Arizona State.

The brimming pool of water on the western side consists of a large 60-foot circular pond made of black concrete and stainless steel. Intended to create a pool of tranquility, it has a surface area of 2,300 square feet.

To the west of the memorial is a grove of 40 Oak trees that symbolizes the jersey number Tillman wore as an Arizona Cardinal and the entire area is surrounded by a grove of Ash and Oak trees.

CARDINALS PRESERVE PAT TILLMAN'S LOCKER AT TEMPE FACILITY

On September 11, 2015, the 14th anniversary of the 9/11 terrorist attacks, the Cardinals unveiled the locker of former safety Pat Tillman at the team's Tempe Training Facility.

A new locker room was built as part of a two-year, \$15 million renovation of the facility, but Tillman's locker was preserved to display in a glass enclosure between the weight room and cafeteria. Included in the locker are Tillman's jersey, helmet, shoulder pads and draft card, along with a description of his life and career.

"We've decided to preserve Pat Tillman's locker, and tell his story," team owner Michael Bidwill said at the unveiling ceremony. "Many of our future players, and even current players, may not know the stories of the Cardinals. But we wanted to tell the stories and talk about the history, the history of our organization and the history of Pat Tillman."

After a decorated career at Arizona State University, Tillman was selected in the seventh round (226th overall) of the 1998 NFL Draft by the Cardinals and he played for Arizona from 1998-2001 before enlisting in the U.S. Army in 2002. He was killed in action in Afghanistan on April 22, 2004.

Tillman's No. 40 is retired by the Cardinals and he is a member of the team's Ring of Honor.





STATE FARM SECURES STADIUM NAMING RIGHTS

In September of 2018, the Cardinals and State Farm announced an 18-year naming rights commitment that resulted in the team's home venue becoming State Farm Stadium.



"We were intent on finding a relationship that was an ideal fit with our organization and this community in terms of values, priorities and culture," said Cardinals Owner Michael Bidwill. With State Farm, we absolutely did that. While this is a comprehensive marketing agreement, there will be a major focus on community programs that will have a positive impact across our state. State Farm is one of the most-respected and recognizable brands in the world and Phoenix is fortunate to be one of its three hub markets."

"State Farm is committed to making a difference and so are the Arizona Cardinals," said State Farm Chairman and Chief Executive Officer Michael Tipsord. "Working with them gives us the chance to

build even stronger communities in Arizona and helps us build our brand nationally."

Arizona is home to one of three of State Farm regional hubs. State Farm is an active member of the local community employing approximately 7,000 individuals. State Farm prides itself on activating its workforce in the communities they reside. Over the past four years, State Farm staff has volunteered over 2 million hours in their respective communities.

CARDINALS HOME GAMES WITH ROOF OPEN

The Cardinals are 18-18 all-time in games played with the roof open at State Farm Stadium.

Below are the results of the games played with the roof retracted during the first 14 seasons at State Farm Stadium:

Date	Opponent	Result	Conditions
12/15/19	Cleveland	W, 38-24	Temperature: 66 degrees; Humidity: 24%; Wind: WSW 11 mph
12/1/19	LA Rams	L, 7-34	Temperature: 64 degrees; Humidity: 26%; Wind: ENE 3 mph
10/31/19	San Francisco**	L, 25-28	Temperature: 75 degrees; Humidity: 5%; Wind: N 5 mph
12/23/18	LA Rams	L, 9-31	Temperature: 72 degrees; Humidity: 22%; Wind: 0 mph
12/9/18	Detroit	L, 3-17	Temperature: 70 degrees; Humidity: 41%; Wind: W 2 mph
11/18/18	Oakland	L, 21-23	Temperature: 72 degrees; Humidity: 20%; Wind: SE 3 mph
10/18/18	Denver**	L, 10-45	Temperature: 82 degrees; Humidity: 27%; Wind: N 6 mph
11/9/17	Seattle**	L, 16-22	Temperature: 79 degrees; Humidity: 32%; Wind: 0 mph
12/10/17	Tennessee	W, 12-7	Temperature: 79 degrees; Humidity: 7%; Wind: NE 10 mph
12/24/17	NY Giants	W, 23-0	Temperature: 71 degrees; Humidity: 14%; Wind: SE 3 mph
12/18/16	New Orleans	L, 41-48	Temperature: 62 degrees; Humidity: 20%; Wind: W 2 mph
12/4/16	Washington	W, 31-23	Temperature: 68 degrees; Humidity: 13%; Wind: Calm
12/10/15	Minnesota**	W, 23-20	Temperature: 68 degrees; Humidity: 26%; Wind: W 1 mph
11/22/15	Cincinnati***	W, 34-31	Temperature: 72 degrees; Humidity: 22%; Wind: NE 7 mph
12/29/13	San Francisco	L, 23-20	Temperature: 64 degrees; Humidity: 28%; Wind: N 5 mph
12/8/13	St. Louis	W, 30-10	Temperature: 56 degrees; Humidity: 29%; Wind: SSW 12 mph
10/17/13	Seattle**	L, 34-22	Temperature: 82 degrees; Humidity: 13%; Wind: S 7 mph
12/23/12	Chicago	L, 28-13	Temperature: 62 degrees; Humidity: 34%; Wind: Calm
12/16/12	Detroit	W, 38-10	Temperature: 57 degrees; Humidity: 52%; Wind: NW 3.5 mph
10/29/12	San Francisco*	L, 24-3	Temperature: 90 degrees; Humidity: 11%; Wind: W 5 mph
12/11/11	San Francisco	W, 21-19	Temperature: 66 degrees; Humidity: 27%; Wind: ESE 8 mph
12/4/11	Dallas	W, 19-13 (OT)	Temperature: 53 degrees; Humidity: 43%; Wind: SW 5 mph
11/6/11	St. Louis	W, 19-13 (OT)	Temperature: 64 degrees; Humidity: 34%; Wind: SE 5 mph
12/25/10	Dallas	W, 27-26	Temperature: 64 degrees; Humidity: 30%; Wind: ENE 7 mph
12/5/10	St. Louis	L, 19-6	Temperature: 67 degrees; Humidity: 20%; Wind: Calm
12/27/09	St. Louis	W, 31-10	Temperature: 58 degrees; Humidity: 19%; Wind: WNW 2 mph
12/14/08	Minnesota	L, 35-14	Temperature: 54 degrees; Humidity: 22%; Wind: W 10 mph
12/7/08	St. Louis	W, 34-10	Temperature: 63 degrees; Humidity: 31%; Wind: NE 5 mph
11/10/08	San Francisco*	W, 29-24	Temperature: 62 degrees; Humidity: 35%; Wind: SSW 4 mph
12/30/07	St. Louis	W, 48-19	Temperature: 60 degrees; Humidity: 20%; Wind: Variable 3 mph
12/23/07	Atlanta	W, 30-27 (OT)	Temperature: 58 degrees; Humidity: 17%; Wind: NW 3 mph
12/2/07	Cleveland	W, 27-21	Temperature: 62 degrees; Humidity: 34%; Wind: SSW 3 mph
11/25/07	San Francisco	L, 37-31 (OT)	Temperature: 65 degrees; Humidity: 21%; Wind: Variable 3 mph
12/17/06	Denver	L, 37-20	Temperature: 60 degrees; Humidity: 26%; Wind: W 12 mph
11/12/06	Dallas	L, 27-10	Temperature: 75 degrees; Humidity: 17%; Wind: W 4 mph
10/16/06	Chicago*	L, 24-23	Temperature: 81 degrees; Humidity: 22%; Wind: SW 5 mph

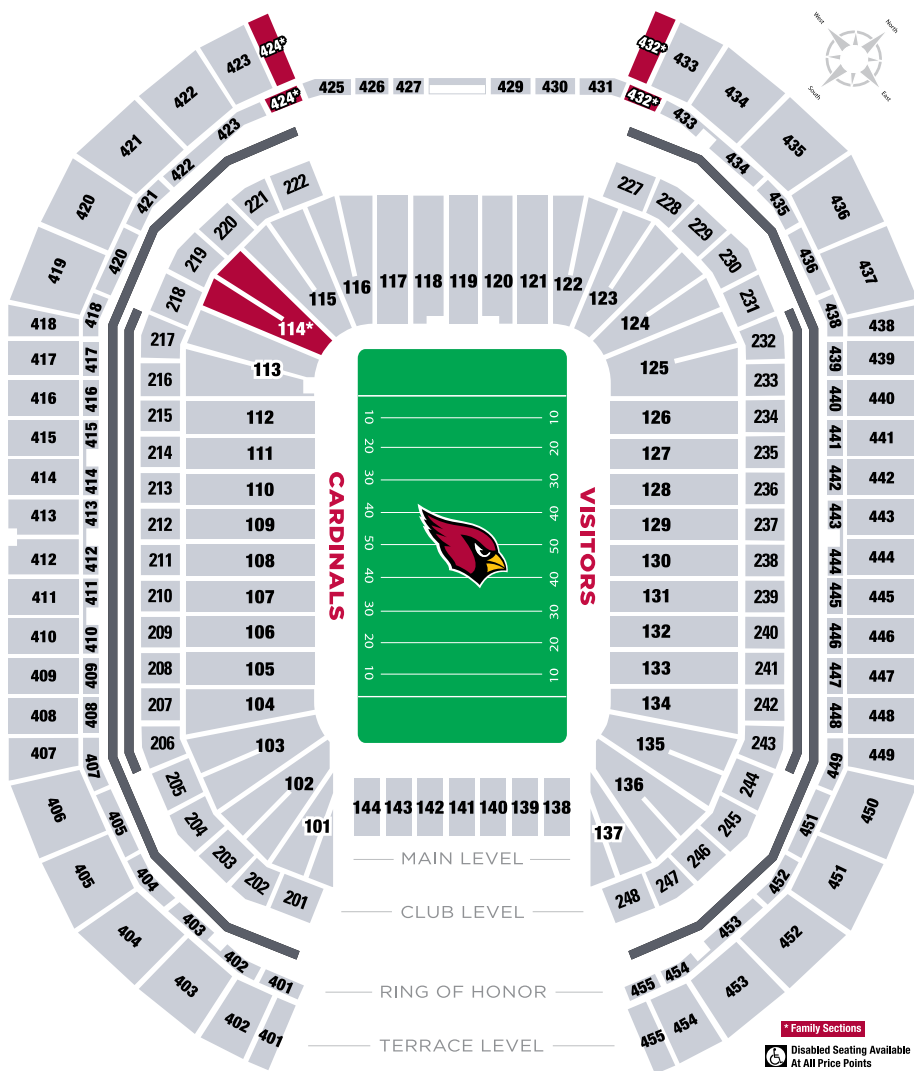
*Monday Night Football

**Thursday Night Football

***Sunday Night Football



STATE FARM STADIUM SEATING



CARDINALS PRIMARY HOME STADIUMS

Since the NFL was founded in 1920, the following venues have served as the primary site for Cardinals home games:

1920-1921 . . . Normal Park, Chicago *
 1922-1925 . . . Comiskey Park, Chicago
 1926-1928 . . . Normal Park, Chicago *
 1929-1930 . . . Comiskey Park, Chicago
 1931-1938 . . . Wrigley Field, Chicago
 1939-1958 . . . Comiskey Park, Chicago **

1959 Soldier Field, Chicago
 1960-1965 . . . Busch Stadium, St. Louis ***
 1966-1987 . . . Busch Memorial Stadium, St. Louis
 1988-2005 . . . Sun Devil Stadium, Tempe
 2006-. **State Farm Stadium**

*** Normal Park was also known as Normal Field

*** In 1944, the Cardinals and Steelers merged during WWII and home games were split between Comiskey Park and Pittsburgh's Forbes Field

*** Busch Stadium was known as Sportsman's Park from 1909-1952; the Cardinals moved to the newly-opened Busch Memorial Stadium in 1966



STATE FARM STADIUM GAME DAY PARKING



WP West Preferred Use RED Entry	F Field Use GREEN Entry	BLU Blue Use BLUE Entry
NP North Preferred Use RED Entry	F Oversized Use OVERSIZED Entry	GARAGE Purple Use GARAGE Entry
EP East Preferred Use GREY Entry	W West Use ORANGE Entry	PNK Pink Use PINK Entry
E East Use GREEN Entry	YLW Yellow Use YELLOW Entry (Southbound Only Access)	BLK Black Use BLACK Entry
		\$P Cash Parking



STATE FARM STADIUM GENERATED \$1.3 BILLION FOR VALLEY ECONOMY

According to a study completed by the Seidman Research Institute, W.P. Carey School of Business at Arizona State University, a three-year run of major sporting events hosted at State Farm Stadium poured \$1.3 billion into the Valley's economy.

This unprecedented stretch began with 2015 Pro Bowl and Super Bowl XLIX (\$720 million), continued with the 2016 CFP National Championship Game (\$274 million) and concluded with the 2017 NCAA Men's Basketball Final Four (\$325 million).

"From day one, the vision for this stadium was to build a world-class, multi-purpose facility capable of hosting the most prestigious events in sports so that our community could reap the immense benefits," said Cardinals President Michael Bidwill. "[This] news is a testament not only to all those who believed in that vision but the countless individuals who tirelessly worked to both attract and successfully stage these events."

A separate Nielsen Sports survey shows that the benefits of mega sporting events go beyond the massive financial windfall. According to the study, 90 percent of Valley residents say the three-year run had a positive impact on the community, and 78 percent say hosting these events is important.

"Mega sporting events are a huge benefit to Arizona's economy, generating millions in revenue and tax dollars and providing incredible national and international media exposure for our state," Gov. Doug Ducey said. "And they foster community pride as residents come together to celebrate the spirit of elite athletic competition."

Below is a glance at some of the major moments that have taken place at the Cardinals home stadium.

2007 BCS National Championship Game – Florida 41, Ohio State 14

No. 2 Gators upset previously unbeaten Ohio State in first BCS National Championship Game.

Super Bowl XLII – New York Giants 17, New England Patriots 14

Eli Manning leads Giants to TD with under a minute left to end Patriots' hopes of a perfect season

2011 BCS National Championship Game – Auburn 22, Oregon 19

Led by Heisman winner Cam Newton, Auburn completes undefeated season with FG as time expires

Super Bowl XLIX – New England Patriots 28, Seattle Seahawks 24

Malcolm Butler's goal-line INT gives Patriots fourth Super Bowl victory and ends Seahawks bid for repeat

2016 CFP National Championship Game – Alabama 45, Clemson 40

Alabama captures fourth national title in eight years after second-half offensive shootout

2017 NCAA Men's Basketball Final Four

North Carolina won its first national title since 2009 in a showdown between No. 1 seeds

Other major events held at State Farm Stadium include the 2015 Pro Bowl, Wrestlemania XXVI in 2010, three games of the Copa America Centenario in 2016, and the Fiesta Bowl annually since 2007. The Fiesta Bowl hosted a CFP semifinal game for the 2016 and 2019 seasons. It is slated to host semifinals again for the 2022/23 and 2025/26 college football seasons.

State Farm Stadium will host its third Super Bowl when the venue plays host to Super Bowl LVII to cap the 2022 season.





CARDINALS CHEERLEADERS

Whether it's performing at all Arizona Cardinals home games, community service involvement, appearances at other sporting and civic events, or just signing autographs, the Arizona Cardinals Cheerleaders are recognized throughout the country for their talent, exciting dance routings and professionalism.

The cheerleaders have performed throughout the United States, Mexico, and Canada.



CARDINALS CHEERLEADERS

At the invitation of the Pentagon, the cheerleaders also have entertained U.S. military troops in Saudi Arabia, Kuwait, Bosnia, Egypt, Greenland, Kosovo, Bahrain and China.

Through their talent, showmanship, enthusiasm and dedication to their community and country, the cheerleaders have established themselves as an integral part of the Cardinals organization.



BIG RED

Biography

Hatched: October 4, 1998

Home: State Farm Stadium

Height: 6'-4"

Wingspan: Seven feet

Position: Center (of attention!)

Favorite Foods: Bird seed and gummy worms (no chicken wings)

Favorite Song: "Bird Is The Word"

Off The Field: Big Red can be found throughout Arizona at schools, charity events, and birthday parties.





CARDINALS BROADCASTING

CARDINALS ON THE RADIO

The Cardinals are pleased to continue their partnership with Bonneville and 98.7 FM Arizona Sports Station in 2020. Arizona Sports has been the flagship radio station for the Cardinals since 2005.

GAME-DAY RADIO PROGRAMMING

In 2020, Cardinals games will air on 98.7 FM Arizona's Sports station. 98.7 FM Arizona's Sports station will also air pre-game and post-game programming for every contest.

Calling the play-by-play for his 19th straight season with the Cardinals is Dave Pasch. He joined the team in 2002 after three seasons as the football and basketball voice of Syracuse University. In addition to Cardinals broadcasts, Pasch can be seen on ESPN calling NBA action as well as college football and basketball.

Joining Pasch for his 16th year as radio analyst is Ron Wolfley, former player and four-time Pro Bowl selection and special-teams standout with the Cardinals, who selected him in the fourth round of the 1985 draft. One-half of the "Doug and Wolf Show" on 98.7 FM Arizona's Sports station, the Buffalo, NY native played collegiately at West Virginia before enjoying a 10-year NFL career with the Cardinals (1985-91), Browns (1992-93) and Rams (1995).

For the 16th consecutive season, 98.7 FM Arizona's Sports station talk-show host and Cardinals reporter Paul Calvisi will provide sideline commentary during the game broadcasts.

Game-day programming begins four-and-a-half hours prior to kickoff on 98.7 FM Arizona Sports station with "Cardinals Early Bird," a half-hour look at the week of preparation including exclusive features, game previews and interviews with head coach Kliff Kingsbury and his players.

Three hours prior to kickoff is "The Arizona Cardinals NFL Kickoff Show" hosted by Cardinals digital correspondent Craig Grialou. Grialou is joined by azcardinals.com insiders Darren Urban and Kyle Odegard. The show spotlights the upcoming Cardinals matchup and the latest game day news from around the NFL.



Dave Pasch



Ron Wolfley



Paul Calvisi

Two hours prior to kickoff, Calvisi will be joined by former Cardinals linebacker Rob Fredrickson and former defensive ends Bertrand Berry and Kyle Vanden Bosch for the "Arizona Cardinals Pre-Game Huddle." Fredrickson played with the Cardinals from 1999-2002 and Berry spent 12 years in the NFL, including playing for the Cardinals from 2004-2009 while Vanden Bosch was with Arizona from 2001-04.

"Cardinal Talk," a post-game fan-interactive program, can be heard immediately following each contest on 98.7 FM Arizona's Sports station. Hosted by Grialou and fellow digital correspondent Mike Jurecki, "Cardinal Talk" allows fans to give their opinion on each game and hear expert analysis from Fredrickson, Berry and Vanden Bosch.

WEEKDAY RADIO PROGRAMMING

Grialou hosts "The Cardinals Red Sea Report," a one-hour show airing each Tuesday at 11:00 AM on ESPN 620 AM. The program reviews the previous Cardinals game, provides NFL updates and features analysis from Berry and Jurecki.

Returning to the airwaves for its 20th year is "The Big Red Rage." Live from Majerle's in Chandler for the 13th consecutive season, "The Big Red Rage" is co-hosted by Paul Calvisi and Ron Wolfley, who will be joined by two players for each program. The show airs from 6:00-7:00 PM on Thursday evenings throughout the season on 98.7 FM Arizona's Sports station. If there is a scheduling conflict with a Diamondbacks or Suns game, the show will air on ESPN 620 AM. Check www.azcardinals.com or @AZCardinals on Twitter for date and time updates.



CARDINALS RADIO AFFILIATES

Name	Call Letters	Station City	Name	Call Letters	Station City
KTAR	98.7 FM	Phoenix	KNKI	106.7 FM	Show Low
KATO	1230 AM	Safford	KIKO	1340 AM	Miami
KAZM	780 AM	Sedona	KGMN	100.1 FM	Kingman
KNTR	980 AM	Lake Havasu	KTZR	1450 AM	Tucson
KDDL/KQNA	94.3 FM	Prescott Valley	KWRK/KCAZ	96.1 FM	Window Rock
KVNA	600 AM	Flagstaff	KEBC	1560 AM	Oklahoma City
KTZR	1450 AM	Tucson			
KZUA	92.1 FM	Holbrook	KHOV (Spanish)	105.1 FM	Phoenix
KBLU	560 AM	Yuma	KQMR (Spanish)	100.3 FM	Phoenix



SPANISH RADIO

Over the last 20 seasons, the Cardinals have connected with its Spanish language speaking fans by becoming the first professional team in Arizona to offer all games on Spanish radio (2000). The team has Spanish-language social media accounts on Instagram (@azcardenales) and Twitter (@azcardenales).

Former Cardinals offensive lineman Rolando Cantú (analyst) will be back calling the games again in 2020. Cantú played with the Cardinals for two seasons (2005-06), and during the 2005 season, he became the first Mexican born player (non-kicker) to ever take the field in an NFL regular season game. Joining Cantu in the booth will be Luis Hernandez, who is in his first season as play-by-play announcer.

The Cardinals Spanish-language game broadcast airs locally in Phoenix on Latino Mix 100.3 FM and 105.1 FM TUDN (formerly Univision Deportes). Games can also be heard in Tucson and surrounding areas on Toño 92.5 FM.

In addition to the game broadcasts, Latino Mix 100.3 FM and 105.1 FM TUDN Radio also air two pregame shows – Primera Y Diez (First & 10), a Spanish-language pregame show summarizing everything

happening around the NFL as well as Conteo Progresivo (Countdown), a Spanish-language pregame show focusing specifically on the Cardinals and their upcoming opponent.

Following each Cardinals game, Latino Mix 100.3 FM and 105.1 FM TUDN Radio will also broadcast the team's postgame show, Punto Extra (Extra Point), a 15-minute Spanish-language show recapping the action.

For the 12th straight season, the Cardinals will also bring the Spanish language broadcast to fans in Mexico. The team has partnered with Larsa Comunicaciones (Larsa Communications Group), the leading radio network in northern Mexico to bring the broadcast to 41 stations in 20 cities throughout Mexico, including Guadalajara, Puerto Vallarta, Hermosillo and Mexico City.



Rolando Cantu



CARDINALS ON TELEVISION

TEAM SHOWS

There will be four Cardinals TV programs available throughout the 2020 season and into next year: "Cardinals: Season In Focus," "Cardinals Game Plan with Head Coach Kliff Kingsbury," "Cards OT," and "Cardinals Locker Room." The programs can be found on NBC 12 News (KPNX-TV), Fox Sports Arizona, and FOX 11 (KMSB-TV) in Tucson.

"Cardinals Season In Focus" is a weekly half-hour program dedicated to providing a close-up view of the team, on and off the field. Each week, segments such as the popular "Wired," as well as the Emmy Award winning "Zoom" tell the story of the season and shed light on the personalities within the team. The show is hosted by Paul Calvisi. (NBC 12 News, Saturday 6:30 PM/FS Arizona, Sunday mornings*/FOX 11-Tucson, 6:00 AM Sunday)

"Cardinals Game Plan with Head Coach Kliff Kingsbury" allows viewers to see and hear the inside story straight from the man in charge. Co-hosted by Calvisi and Wolfley, the show will feature an in-depth look at key plays from the previous week's game with an eye on the upcoming opponent and the Cardinals plan for victory. (NBC 12 News, Friday 6:30 PM/FS Arizona, Sunday mornings*/FOX 11-Tucson, Saturday 10:00 PM)

"Cards OT" is a live post-game show airing on Fox Sports Arizona after regular season home games, providing fans with an immediate breakdown of the game. Jody Jackson hosts with former NFL players

Bertrand Berry and Glenn Parker serving as analysts. The program begins approximately 15 minutes after the final whistle and typically re-airs Sunday evenings.

"Cardinals Locker Room" will air immediately following Sunday Night Football on NBC and will provide all of the highlights and analysis from the Cardinals game as well as around the NFL. The program will include appearances from Cardinals players and coaches inside the locker room following the game. (NBC 12 News, Sunday evenings following SNF*)

*Check weekly local listings for specific times or log on to www.azcardinals.com for up-to-date showtimes.

CARDINALS DIGITAL PROGRAMMING

Returning in 2020 is "Cardinals Cover 2," a live-streamed program that airs on the team's Facebook page (www.facebook.com/arizonacardinals) and at www.azcardinals.com. Hosted by Craig Grialou and Mike Jurecki, "Cover 2" features news, analysis, storytelling and entertainment. The program runs year-round, each Monday, Wednesday and Friday at 3:00 PM (MST).

CARDINALS PODCASTS

Cardinals podcasts are available for download via Apple Podcasts, Google Play Music, TuneIn, Spotify, Stitcher and Soundcloud. Episodes of Cardinals Underground, Cardinals Cover 2, The Big Red Rage, The Cardinals Red Sea Report and more can be found by searching "Arizona Cardinals Podcasts" on your preferred platform or by visiting www.azcardinals.com/podcasts.





NFL CONTACTS

National Football League, 345 Park Ave., New York, NY 10154. Tel: (212) 450-2000. **Jeff Miller**, EVP of Communications, Public Affairs & Policy; **Jon Schwartz**, Senior VP of Communications and Public Affairs; **Traci Otley Blunt**, Senior VP of Corporate Communications; **Brian McCarthy**, VP of Communications; **Michael Signora**, Senior VP of Football and International Communications; **Darlene Caprio**, Director of Media Relations and International Communications; **Taylor Kielpinski-Rogers**, Director of Communications; **Zak Gilbert**, Manager of Football Communications.

ARIZONA CARDINALS

Mark Dalton, Chris Melvin,
Mike Helm, Imani Suber,
Chase Russell
8701 S. Hardy Drive
Tempe, AZ 85284-2800
(602) 379-0101

ATLANTA FALCONS

David Bassity, Matt Haley,
Gaby Moran, John Deighton,
Brett Jewkes
4400 Falcon Parkway
Flowery Branch, GA 30542
(770) 965-3115

BALTIMORE RAVENS

Chad Steele, Patrick Gleason,
Tom Valente, Marisol Renner,
Vernon Dennis
1 Winning Drive
Owings Mills, MD 21117
(410) 701-4000

BUFFALO BILLS

Derek Boyko, Kevin Kearns,
Chris Fanelli, Nicole Hendricks,
Qadeer Morgan
One Bills Drive
Orchard Park, NY 14127
(716) 648-1800

CAROLINA PANTHERS

Steven Drummond, Ryan Anderson,
Bruce Speight, Preston Edwards,
Maria Vanderford
800 South Mint Street
Charlotte, NC 28202
(704) 358-7000

CHICAGO BEARS

Brandon Faber, Adam Widman,
Aaron Clark, Ben Schmitz,
Meghan Bower
1920 Football Drive
Lake Forest, IL 60045
(847) 295-6600

CINCINNATI BENGALS

Emily Parker, PJ Combs,
Pete Schramm
One Paul Brown Stadium
Cincinnati, OH 45202
(513) 621-3550

CLEVELAND BROWNS

Peter John-Baptiste, Rob
McBurnett, Dan Murphy, Mike
Annarella, Dominique Page
76 Lou Groza Blvd.
Berea, OH 44017
(440) 891-5000

DALLAS COWBOYS

Rich Dalrymple, Scott Agulnek,
Joe Trahan, David Abbruzzese
One Cowboys Parkway
Irving, TX 75063
(972) 556-9900

DENVER BRONCOS

Patrick Smyth, Erich Schubert,
Seth Medvin, Aspen Odom
13655 Broncos Parkway
Englewood, CO 80112
(303) 649-9000

DETROIT LIONS

Eamonn Reynolds, Solomon
Williams, Greg Maola, Megan
Boyle, Ben Manges
222 Republic Drive
Allen Park, MI 48101
(313) 216-4000

GREEN BAY PACKERS

Jason Wahlers, Aaron Popkey,
Sarah Quick, Tom Fanning,
Nate LoCasico
1265 Lombardi Avenue
Green Bay, WI 54304
(920) 569-7500

HOUSTON TEXANS

Amy Palcic, Omar Majzoub,
Allie LeClair, Nathan Edwards
Two NRG Park
Houston, TX 77054
(832) 667-2000

INDIANAPOLIS COLTS

Steve Campbell, Matt Conti,
Christian Edwards, Pamela
Humphrey, Hayden Clark
7001 West 56th Street
Indianapolis, IN 46254
(317) 297-2658

JACKSONVILLE JAGUARS

Dan Edwards, Tad Dickman,
Amanda Holt,
Alex Brooks, David Wolf
1 TIAA Bank Field Drive
Jacksonville, FL 32202
(904) 633-6000

KANSAS CITY CHIEFS

Ted Crews, Brad Gee, Luke
Shanno, Cydney Ricker, Jordan
Trgovac
One Arrowhead Drive
Kansas City, MO 64129
(816) 920-9300

LAS VEGAS RAIDERS

Will Kiss, Evert Geerlings,
Katie Agostin, Mike Taylor
1475 Raiders Way
Henderson, NV 89052
(702) 520-2020

LOS ANGELES CHARGERS

Josh Rupperecht, Jamaal
LaFrance, Jen Rojas,
Brock Anderson, Lauren Meyer
3333 Susan Street
Costa Mesa, CA 92626
(715) 540-7100

LOS ANGELES RAMS

Artis Twyman, Tiffany White,
Travis Langer, Joanna Hunter,
Chase Isaacs
3680 Campus Dr.
Thousand Oaks, CA 91360
(818) 540-2016

MIAMI DOLPHINS

Jason Jenkins, Matt Taylor,
Brett Brecheisen, Renzo
Sheppard, Sydney Wade, Paola
Argueta, Vira Halim
7500 SW 30th Street
Davie, FL 33314
(954) 452-7010

MINNESOTA VIKINGS

Bob Hagan, Jeff Anderson,
Jon Ekstrom, Sam Newton,
Carly Bonk, Tom West
2600 Vikings Circle
Eagan, MN 55121
(952) 828-6500

NEW ENGLAND PATRIOTS

Stacey James, Michael
Jurovaty, Aaron Salkin, Anne
Noland
One Patriot Place
Foxborough, MA 02035
(508) 543-8200

NEW ORLEANS SAINTS

Greg Benschel, Doug Miller,
Justin Macione
Evan Meyers, Jordy Spitalo
5800 Airline Drive
Metairie, LA 70003
(504) 733-0255

NEW YORK GIANTS

Pat Hanlon, Corry Rush,
Jennifer Conley, Dion Dargin
Quest Diagnostic Training Center
1925 Giants Drive
East Rutherford, New Jersey 07073
(201) 935-8111

NEW YORK JETS

Eric Gelfand, Jared Winley,
Meghan Gilmore, Nick Filis,
Danielle Bonnett
Atlantic Health Jets Training Center
One Jets Drive
Florham Park, NJ 07932
(973) 549-4800

PHILADELPHIA EAGLES

Brett Strohsacker, Anthony
Bonagura, John Gonoude, Ali
Waddington
One NovaCare Way
Philadelphia, PA 19145
(215) 463-2500

PITTSBURGH STEELERS

Burt Lauten, Michael Bertsch,
Angela Tegnella, Alissa
Cavaretta
3400 South Water Street
Pittsburgh, PA 15203
(412) 432-7820

SAN FRANCISCO 49ERS

Bob Lange, Mike Chasanoff,
Roger Hacker, Peter Volmut,
Tessa Giammona
4949 Marie P. DeBartolo Way
Santa Clara, CA 95054
(408) 562-4949

SEATTLE SEAHAWKS

Dave Pearson, Lane Gammel,
Jeff Garza, Rich Gonzales,
Julie Barber, Kory Kemp
12 Seahawks Way
Renton, WA 98056
(425) 203-8000

TAMPA BAY BUCCANEERS

Nelson Luis, Michael
Pehanich, Chris King, Andrew
Holman, Danielle Burns
One Buccaneer Place
Tampa, FL 33607
(813) 870-2700

TENNESSEE TITANS

Robbie Bohren, Dwight
Spradlin, Jared Puffer, Kim
Smith, Kate Guerra
460 Great Circle Road
Nashville, TN 37228
(615) 565-4000

WASHINGTON FOOTBALL TEAM

Sean Debarbieri, Jessie
Johnson, Charlie Mule
21300 Redskins Park Drive
Ashburn, VA 20147
(703) 726-7000



INDEX

100-Yard Receiving Games	200-202	Mobile App	46
100-Yard Rushing Games	198-199	Offensive Rankings, Year-By-Year	341
1947 Championship Team	231-232	Opponents, All-Time	330
2019 Final Statistics	166	Overtime Games	344
300-Yard Passing Games	203-204	Participation, 2019	190
All-Decade Team	140	Passing Yards, Single-Game Best	195
All-Time Roster, Alpha & Numerical	235-250	PFWA Awards, 2019	155
Assistant Coaches, All-Time	336-337	Player Bios, 2020	54-164
Assistant Coaches (Bios)	13-39	Player/Rookie of the Month, All-Time	135
Athletic Training/Equipment/Video (Bios)	48-50	Player of the Week, All-Time	343
Attendance Records, Game/Season	219	Player Personnel (Bios)	40-48
Awards (All-NFL/Postseason)	345-347	Playoffs, All-Time	220
Bidwill, Michael J. (Bio)	4-7	Postseason Records, Individual/Team	220-222
Bidwill Coaching Fellowship	24	PR Contacts (NFL)	372
Big Red	369	Preseason Results, All-Time	313-316
Birthdays, Cardinals Players & Coaches	163	Primetime Games, All-Time	334-335
Broadcasting Info	370-371	Pro Bowlers, Alphabetical	342
Cardinals Charities	356-357	Pro Bowlers, By Year	341
Cardinals In The Community	358-359	Quarterbacks, 1960-2019	333
Cheerleaders	369	Radio Affiliates	370
COVID-19 Relief Efforts	6-7	Receiving Yards, Single-Game Best	196
Daylight Saving	27	Results, Year-By-Year	252-312
Defensive Rankings, Year-By-Year	342	Retired Jerseys	251
Defensive Statistics, 2019	167-170	Ring of Honor (Current Members)	338-340
Defensive Touchdowns, 1960-2019	331-332	Rushing Yards, Single-Game Best	194-195
Directory, Cardinals Staff	3	Schoenfeld Memorial Press Box	316
Draft Class, 2020	9	Shutouts, All-Time	329
Draft History	348-354	Spanish Broadcasts	371
Flexible Scheduling, NFL	67	Special Teams Touchdowns, 1960-2019	332
Franchise and Transition Tag History	77	Statistical Leaders, Year-By-Year	323-327
Game Summaries, 2019	174-189	Supplemental Draft	160
Game Summaries, Postseason in Arizona	223-228	Team-By-Team Results, NFL	317-322
Game-By-Game Stats, 2019	172-173	Thanksgiving Games	335
Greatest Comebacks, All-Time	213-215	Tillman Locker at Training Facility	364
Hall of Fame Cardinals	250	Tillman Memorial	364
Head Coaches, All-Time	336	Turnover Differential, Year-By-Year	328
Headshots, Administrative Staff	50-52	Two-Point Conversions, All-Time	330
History of Franchise	230-234	State Farm Stadium, By the Numbers	362
Home Stadiums	33	State Farm Stadium, Championships	368
International Games	109	State Farm Stadium, Economic Impact	368
Keim, Steve (Bio)	8-9	State Farm Stadium, Games with Roof Open	365
License Plates, Cardinals	21	State Farm Stadium, Info	360-368
Longest Plays	196-198	State Farm Stadium, Naming Rights	365
Longevity Records, Individual	212	State Farm Stadium, Seating	366
Miscellaneous Records, Team	219	State Farm Stadium, Sellout Streak	344
Miscellaneous Stats, 2019	191-192	State Farm Stadium, Parking	367

CARDINALS MEDIA RELATIONS CONTACTS

Mark Dalton . . . Senior Vice President, Media Relations
 Direct Phone 602/379-1720
 E-mail mdalton@cardinals.nfl.net

Chris Melvin Director, Media Relations
 Direct Phone 602/379-1882
 E-mail cmelvin@cardinals.nfl.net

Mike Helm Manager, Media Relations
 Direct Phone 602/379-1647
 E-mail mhelm@cardinals.nfl.net

Chase Russell Media Relations Coordinator
 Direct Phone 602/379-1620
 E-mail crussell@cardinals.nfl.net

Imani Suber Media Relations Coordinator
 Direct Phone 602/379-1724
 E-mail isuber@cardinals.nfl.net



**ARIZONA
CARDINALS**

2020 Media Guide Credits: Written and edited by the Arizona Cardinals Media Relations department: Mark Dalton, Chris Melvin, Mike Helm, Chase Russell and Imani Suber, with special acknowledgement to all past Cardinals public and media relations staff members who have contributed to this publication through the years. Primary photography provided by Derrick Spencer, Gene Lower and Peter Vander Stoep. Special editorial and statistical assistance provided by Santo Labombarda and the Elias Sports Bureau as well as Pete Fierle and the Pro Football Hall of Fame. Additional editorial assistance from T.J. Troup and Michael Brenner. **Design:** Mike Chavez.