



## *2018 MEDIA GUIDE*



Taking the best care  
of what matters most.



**Atrium Health**

OFFICIAL HEALTHCARE PROVIDER OF THE CAROLINA PANTHERS



# PANTHERS 2018 SCHEDULE



## PRESEASON

**GAME 1**  Thursday, Aug. 9 • 7:00 pm  
(Panthers TV)  
**at BUFFALO BILLS**

**GAME 2**  Friday, Aug. 17 • 7:30 pm  
(Panthers TV)  
**vs MIAMI DOLPHINS**

**GAME 3**  Friday, Aug. 24 • 7:30 pm  
(Panthers TV)  
**vs NEW ENGLAND PATRIOTS**

**GAME 4**  Thursday, Aug. 30 • 7:30 pm  
(Panthers TV)  
**at PITTSBURGH STEELERS**

## REGULAR SEASON


**WEEK 1**  Sunday, Sept. 9 • 4:25 pm (FOX)  
**vs DALLAS COWBOYS**

**WEEK 2**  Sunday, Sept. 16 • 1:00 pm (FOX)  
**at ATLANTA FALCONS**

**WEEK 3**  Sunday, Sept. 23 • 1:00 pm (CBS)  
**vs CINCINNATI BENGALS**

**WEEK 4** Sunday, Sept. 30  
**BYE**


**WEEK 5**  Sunday, Oct. 7 • 1:00 pm\* (FOX)  
**vs NEW YORK GIANTS**

**WEEK 6**  Sunday, Oct. 14 • 1:00 pm\* (FOX)  
**at WASHINGTON REDSKINS**

**WEEK 7**  Sunday, Oct. 21 • 1:00 pm\* (FOX)  
**at PHILADELPHIA EAGLES**

**WEEK 8**  Sunday, Oct. 28 • 1:00 pm\* (CBS)  
**vs BALTIMORE RAVENS**

**WEEK 9**  Sunday, Nov. 4 • 1:00 pm\* (FOX)  
**vs TAMPA BAY BUCCANEERS**

**WEEK 10**  Thursday, Nov. 8 • 8:20 pm (FOX/NFLN)  
**at PITTSBURGH STEELERS**

**WEEK 11**  Sunday, Nov. 18 • 1:00 pm\* (FOX)  
**at DETROIT LIONS**

**WEEK 12**  Sunday, Nov. 25 • 1:00 pm\* (FOX)  
**vs SEATTLE SEAHAWKS**

**WEEK 13**  Sunday, Dec. 2 • 1:00 pm\* (FOX)  
**at TAMPA BAY BUCCANEERS**

**WEEK 14**  Sunday, Dec. 9 • 1:00 pm\* (FOX)  
**at CLEVELAND BROWNS**

**WEEK 15**  Monday, Dec. 17 • 8:15 pm (ESPN)  
**vs NEW ORLEANS SAINTS**

**WEEK 16**  Sunday, Dec. 23 • 1:00 pm (FOX)  
**vs ATLANTA FALCONS**

**WEEK 17**  Sunday, Dec. 30 • 1:00 pm\* (FOX)  
**at NEW ORLEANS SAINTS**

*\*Subject to flexible scheduling.*

# TABLE OF CONTENTS

## ADMINISTRATION

Staff Directory	4
David Tepper	8
Panthers Executives	10

## COACHES

Ron Rivera	14
Assistant Coaches	16

## STAFF

Marty Hurley	35
Panthers Staff	36

## PLAYERS

Veteran Players	53
2018 Draft Choices and Rookie Free Agents	251
2018 Training Camp Roster	263

## 2017 IN REVIEW

Final Standings	266
Regular Season Statistics	267
Postseason Statistics	269
Game-By-Game Statistics	270
Game Summaries	280
Preseason Statistics	297
2017 Transactions	298

## RECORDS

Individual Records	302
Team Records	312
Defensive Records	321
Opponent Records	326
Individual Playoff Records	330
Team Playoff Records	337
Defensive Playoff Records	346
Opponent Playoff Records	351

## TEAM HISTORY

All-Time Results	356
Year-By-Year Statistics	357
All-Time Preseason Results	379
Team-By-Team Results	381
Panthers in Overtime	385
All-Time Win-Loss Records	386
All-Time Statistical Rankings	390
All-Time Statistical Averages	391
Single-Game Bests	392
Career Leaders	401
Career Playoffs Leaders	410
Players of the Week/Month	412
The Last Time	415
Draft History	417
Free Agent History	420
Trade History	424
All-Time Honors	427
Postseason Game Summaries	432
All-Time Assistant Coaches	466
All-Time Alphabetical Roster	468
All-Time Numerical Roster	480
All-Time Practice Squad Roster	493
Chronology	499

## REFERENCE

Bank of America Stadium	506
Sir Purr	508
The TopCats	509
PurrCussion	510
Black and Blue Crew/Keep Pounding Drum	511
Training Camp	512

Panthers Hall of Honor	513
Panthers Preseason Television Network	514
Panthers Radio Network	515
Panthers Spanish Radio Network	516

## INDEX

2017 Final Standings	266
2017 Regular Season Statistics	267
2017 Game-By-Game Statistics	270
2017 Game Summaries	280
2017 Preseason Statistics	297
2017 Transactions	298
2018 Panthers Schedule	2
2018 Training Camp Roster	263
All-Time Honors	427
All-Time Practice Squad Roster	493
All-Time Roster	468
Chronology	499
Staff Directory	4
Draft Choices	251
Draft History	417
Bank of America Stadium	506
Free Agent History	420
Panthers Hall of Honor	513
Panthers Records	301
Panthers Preseason Television Network	514
Panthers Radio Network	515
Panthers Spanish Radio Network	516
Postseason Game Summaries	432
Sir Purr	508
Team-By-Team Results	381
The Last Time	415
The TopCats	509
Training Camp	512
Veteran Players	53
Year-By-Year Statistics	357

PRINTING ..... emediagroup

DESIGN & LAYOUT ..... Vincent Llorca

PHOTOGRAPHY ..... AP Images  
 Goodstuff Creative  
 Melissa Melvin-Rodriguez  
 Kent Smith

COVER DESIGN ..... Dave Baysden

# CAROLINA PANTHERS

800 South Mint Street  
 Charlotte, NC 28202  
 704.358.7000  
 Tickets 704.358.7800

The Carolina Panthers 2018 Media Guide  
 is published by the Carolina Panthers.

Contents ©2018 Carolina Panthers.

All rights reserved.

# PANTHERS STAFF DIRECTORY

ADMINISTRATION  
& COACHES

VETERANS

ROOKIES

2017 IN REVIEW

RECORDS

TEAM HISTORY

REFERENCE

## ADMINISTRATION

David Tepper ..... Owner  
 Tom Glick ..... President - Business Operations  
 Tracy Lear ..... Executive Assistant to the Owner

## COACHING STAFF

Chase Blackburn ..... Special Teams Coordinator  
 Jason Benguche ..... Assistant Strength and Conditioning  
 Jerricho Cotchery ..... Assistant Wide Receivers  
 Heath Farwell ..... Assistant Special Teams  
 Pete Hoener ..... Tight Ends  
 Brady Hoke ..... Defensive Line Coach  
 Jeff Imamura ..... Assistant Secondary/Cornerbacks  
 Joe Kenn ..... Strength and Conditioning  
 John Matsko ..... Running Game Coordinator  
 Sam Mills III ..... Assistant Defensive Line  
 Linda O'Hora ..... Executive Assistant to the Head Coach  
 Ron Rivera ..... Head Coach  
 Vincent Rivera ..... Defensive Quality Control  
 Richard Rodgers ..... Secondary  
 Steve Russ ..... Linebackers  
 Jim Skipper ..... Running Backs  
 Lance Taylor ..... Wide Receivers  
 Drew Terrell ..... Offensive Quality Control  
 Norv Turner ..... Offensive Coordinator  
 Scott Turner ..... Quarterbacks  
 Eric Washington ..... Defensive Coordinator  
 Travele Wharton ..... Assistant Offensive Line

## COMMUNICATIONS

Ryan Anderson ..... Assistant Director of Communications  
 Will Bryan ..... Communications and Content Coordinator  
 Steven Drummond ..... Vice President - Communications and External Affairs  
 Preston Edwards ..... Communications Assistant

## COMMUNITY RELATIONS

Riley Fields ..... Director of Community Relations  
 Trip Foreman ..... Community Relations Assistant  
 Aaron Gray ..... Community Relations Assistant  
 Lanie Hudson ..... Community Relations Assistant  
 Bruce Speight ..... Social Engagement and Alumni Affairs Manager

## ENTERTAINMENT

Ken Harrill ..... Mascot Coordinator  
 Chandalae Lanouette ..... Entertainment Assistant  
 Kate Milstead ..... Entertainment Coordinator  
 David Sanchez ..... Entertainment and Event Manager  
 Miguel Vargas ..... Director of Entertainment

## FACILITIES

Alex Barraza ..... Maintenance Assistant  
 Justin Brodie ..... HVAC Technician  
 Alex Furr ..... Plumbing Assistant  
 Matthew Getz ..... Facility Manager  
 Jeff Long ..... Maintenance Assistant  
 Daniel Moose ..... Maintenance Assistant  
 Gerard Reyes ..... Maintenance Supervisor  
 Chuck Rosselot ..... Electrical Assistant  
 Dominick Russo ..... Preventative Maintenance Supervisor  
 Raymond Thomas ..... Refrigeration Technician  
 Adam Thompson ..... Plumber  
 Cameron Tucker ..... Refrigeration Assistant  
 Shane Walden ..... Mechanical Systems Manager  
 Brad Wilson ..... Maintenance Assistant  
 Ong Xiong ..... Electrical Assistant

## FINANCE

Cindy Capousis ..... Executive Assistant - Finance  
 Kristi Coleman ..... Director of Finance/Controller  
 Mia Cunningham ..... Accountant  
 Mike Dudan ..... Chief Financial Officer  
 Jennifer Grubb ..... Manager of Payroll and Benefits

# PANTHERS STAFF DIRECTORY *(continued)*

Kristi Heppner	Senior Accountant
Ken Polk	Senior Accountant
Jody Toth	Receptionist/Office Assistant

## FOOTBALL OPERATIONS

Greg Almond	Assistant Equipment Manager
Mike Anderson	Assistant Director of Football Operations
Claire Burke	Executive Administrator to the GM/Football Operations
Mark Carrier	Senior Advisor to the General Manager
Chris Herbert	Assistant Video Director
Mark Hobbs	Video Director
Marty Hurney	General Manager
Jacques Ikolo	Video Assistant
Garret Mann	Football Administration Assistant
Bryan Porter	Director of Football Operations
Rob Rogers	Director of Football Administration
Don Toner	Equipment Manager

## GROUNDSKEEPING

Brian Ballard	Landscape Assistant
Justin Parker	Landscape Assistant
Dennis Riggs	Field Assistant
Stephen Sayers	Field Assistant
Creighton Sloan	Landscape Supervisor
Bryan Teague	Landscape Assistant
Tom Vaughan	Head Groundskeeper
Adam White	Field Supervisor

## HOSPITALITY & MARKETING

Erin Collums	Marketing Coordinator
Lindsey Kwiatkowski	Panthers Privileges Assistant
Kalen Karahalios	Hospitality and Marketing Manager
Caitlin Roberts	Hospitality Assistant
Alexandra Schmidt	Panthers Privileges and Hospitality Coordinator

## INFORMATION TECHNOLOGY

Biham Bidamon	IT Support Analyst
Matthew Brinkley	Football IT Support Manager
TJ Carney	Information Security and Infrastructure Manager
Dwayne Greene	Systems Administrator
James Hammond	Director of Information Technology
Christa Hayes	Senior Software Architect
Eamonn Higgins	IT Network Administrator
Mike Phillips	Software and Business Intelligence Developer
Seenu Tulluri	Software Development Manager

## LEGAL AND HUMAN RESOURCES

Steve Argeris	Vice President - General Counsel
Larry Griffin	Director of Human Resources
Ese Ighedosa	Associate Counsel
Mike Larsson	Human Resources Coordinator
Brian Pille	Human Resources Coordinator

## MEDIA CONTENT PRODUCTION

Cameron Blackmon	Graphic Artist
Tom Butler	Senior Producer/Videographer
Austin Gaines	Digital Media Producer
Max Henson	Managing Editor - Panthers.com
Stephen Herbster	Creative Services/Post-Production Manager
Amie Kiehn	Social Media Manager
David Langton	Radio Executive Producer
Stephen Manderville	Broadcast/Digital Content Manager
Amy Martin	Broadcast Manager
Melissa Melvin-Rodriguez	Staff Photographer
Mick Mixon	Radio Play-By-Play Announcer
David Monroe	Historian/Alumni Affairs Manager
Rob Paul	Videographer/Producer
Bryan Strickland	Senior Writer
Brandon Swett	Producer/Director of Live Programming
Bill Voth	Assistant Director of Digital Media/Broadcasting
Astasia Williams	Social Media Coordinator

# PANTHERS STAFF DIRECTORY *(continued)*

## PANTHERVISION

Berkley Dickens ..... Manager of Broadcast Engineering  
 Kyle Ritchie ..... Director of PantherVision  
 Pat Stage ..... Manager of Production - PantherVision

## PSL, CLUB SEAT, LUXURY SUITES, HOSPITALITY SALES

Bryce Garvey ..... Sales Coordinator  
 Eric Garvey ..... Account Sales Executive  
 Mackenzie Hood ..... Premium Services Assistant  
 Joe LaBue ..... Director of Ticket Sales and Premium Services  
 Sanders MacDonald ..... Account Sales Executive  
 Matt Moes ..... Account Sales Executive  
 Amy Myers ..... Account Sales Executive  
 David Nelson ..... Premium Services Manager  
 Jessica O'Neill ..... Ticket Sales Manager  
 Russ Robinson ..... Assistant Sales Manager

## SCOUTING

Matt Allen ..... Director of Pro Personnel  
 Jeff Beathard ..... College Scout  
 Austin Bergstrom ..... College Scouting Coordinator  
 Jonathan Fields ..... Pro Scouting Assistant  
 Robert Haines ..... College Scout  
 Rob Hanrahan ..... Assistant Director of Pro Personnel  
 Mike Martin ..... College Scout  
 Eli Montague ..... Area Scout  
 Jeff Morrow ..... Senior Director of College Scouting  
 Joel Patten ..... College Scout  
 Clyde Powers ..... Pro Scout  
 Eric Stokes ..... Regional Director of College Scouting  
 Mike Szabo ..... Regional Director of College Scouting  
 David Turner ..... BLESTO Scout  
 Don Warren ..... Pro Scout

## SECURITY

Robert Bailey ..... Security Officer  
 John Coleman ..... Security Officer  
 John Diggs ..... Security Officer  
 Randy Goforth ..... Senior Security Supervisor  
 Steve Goodrum ..... Security Officer  
 Jason Hill ..... Security Officer  
 Jim Jones ..... Security Officer  
 Eddie Levins ..... Director of Security  
 Jimmy Robinson ..... Security Officer  
 David Roye ..... Security Officer  
 Scott Sineath ..... Security Assistant  
 Bill Sizemore ..... Security Supervisor  
 Jim Stone ..... Security Officer  
 Glenn Sutton ..... Security Supervisor  
 Ray Thomas ..... Security Officer  
 JD Weigl ..... Security Officer

## SPONSOR SALES & SERVICES

John Berger ..... Director of Sponsor Sales and Services  
 Anthony Darr ..... Client Services - Sponsorship  
 Tom DeFelice ..... Sports Marketing Sales Executive  
 Adam Deschenes ..... Sports Marketing Sales Executive  
 Cameron Hutchinson ..... Client Services - Sponsorship  
 Nick Kusko ..... Client Services - Sponsorship  
 Mike Mahoney ..... Sports Marketing Sales Executive  
 Megan Marketter ..... Client Services - Sponsorship  
 Jennifer Sklenar ..... Manager, Client Services

## STADIUM OPERATIONS

Bonnie Almond ..... Guest Relations Coordinator  
 Jennifer Almond ..... Stadium Operations Coordinator  
 Ed Elowson ..... Event Coordinator  
 Scott Paul ..... Vice President - Stadium Operations  
 Ryan Petrus ..... Guest Relations/Security Manager  
 Erik Powell ..... Stadium Operations Manager



# PANTHERS STAFF DIRECTORY *(continued)*

Kasey Rusling . . . . . Assistant to the Vice President - Stadium Operations  
 Becky VanSandt . . . . . Guest Relations Assistant  
 Frank Waddell . . . . . Operations and Mail Assistant

## TICKETING

Brannon Strayhorn . . . . . Ticket Operations Assistant  
 Bobby Trimnal . . . . . Assistant Manager of Ticket Operations  
 Kanyon West . . . . . Assistant Director of Ticket Operations  
 Phil Youtsey . . . . . Vice President – Ticketing and Sponsorship

## TRAINING & MEDICAL STAFF

Jennifer Brunelli . . . . . Team Nutritionist  
 Dr. Pat Connor . . . . . Team Physician and Orthopedist  
 Mike Elkins . . . . . Massage Therapist  
 Dr. Nancy Gritter . . . . . Team Internist  
 Dr. William Hammonds . . . . . Team Ophthalmologist  
 Dr. Jim Herron . . . . . Team Dentist  
 Dr. Robert Heyer . . . . . Team Internist  
 Kevin King . . . . . Assistant Athletic Trainer  
 Josh Kollman . . . . . Team Chiropractor  
 Jean-Baptiste Laporte . . . . . Assistant Athletic Trainer / Physical Therapist  
 Dr. Scott Lindblom . . . . . Team Internist  
 Brett Nenaber . . . . . Athletic Performance Analyst  
 Mark Shermansky . . . . . Assistant Athletic Trainer  
 Ryan Vermillion . . . . . Head Athletic Trainer  
 Dr. Durham Weeks . . . . . Team Orthopedist  
 Brad Weist . . . . . Team Chiropractor

ADMINISTRATION  
& COACHES

VETERANS

ROOKIES

2017 IN REVIEW

RECORDS

TEAM HISTORY

REFERENCE

# DAVID A. TEPPER

OWNER

UNIVERSITY OF PITTSBURGH, BA '78 | CARNEGIE MELLON UNIVERSITY, MBA '82  
9TH NFL SEASON / 1ST PANTHERS SEASON



Learn it, Earn it, Return it.

It's David Tepper's personal philosophy that has shaped his entire career and serves as the backbone of his approach to his debut season as the owner of the Carolina Panthers. Develop a winning organization that is consistently competitive year after year and give back to those who need it most in the Panthers community.

## NFL EXPERIENCE

Tepper, a passionate, lifelong NFL fan, purchased the Panthers in July 2018. As a minority owner of the Pittsburgh Steelers since 2009, Tepper has strong relationships with current owners and an excellent relationship with the League. At the 2018 Spring owners meeting in Atlanta, Tepper was greeted warmly by the other owners and his offer was unanimously approved. Steelers owner, Art Rooney, said of Tepper, "He's a good man, he'll do a great job."

## LEARN IT

Tepper's path to become the newest NFL owner was not well-worn.

He grew up in Stanton Heights, a working-class neighborhood of Pittsburgh. As a kid, he played touch football in the streets and tackle football in the nearby cemetery. Tepper attended an inner-city high school and went on to receive his undergraduate degree in 1978 from the University of Pittsburgh and his MBA from Carnegie Mellon University in 1982.

Tepper paid his own way through school and earned money as a short-order cook at a deli, selling knives door to door, working at a bakery, and stacking books in the library. Following his graduation from CMU, Tepper took a job at Republic Steel, a 100-year old company. In two years, Republic Steel had to merge to avoid bankruptcy, and during that period they were trying to save the company. Republic did more finance deals than ever in its 100-year history. Tepper saw this as an opportunity, learning from each one of them and teaching him valuable lessons that would stay with him for the rest of his career.

## EARN IT

This experience led to Tepper taking a job at a mutual fund specializing in distressed companies, and eventually to Goldman Sachs, a New York bank. Tepper joined in the firm in 1985 as a credit analyst, later becoming the head trader in the firm's high yield department. After getting passed over for Partner, he established his own investment firm in 1993, Appaloosa Management.

Today, Tepper is widely considered one of the most successful investors of his generation, and Appaloosa Management has consistently outperformed industry peers and broader global market since inception.

## RETURN IT

Following lessons learned in his early childhood to give to those less fortunate, and inspired by his mother, a public-school teacher, Tepper is deeply passionate about helping everyone meet their basic needs. He started the David A. Tepper Charitable Foundation as a way to further his belief that everyone deserves an education, access to healthcare resources, and no one should go to bed hungry.

An active member of his local communities, Tepper champions philanthropic efforts in New Jersey, Florida and the greater Pittsburgh area. He is looking forward to getting involved in local education, health, hunger and needs-based charities in the Carolinas, and expanding the team's charitable activities in the region.

In New Jersey, Tepper helped fund Single Stop's efforts to assist individuals in applying for benefits in the state. The organization is a non-profit focused on eradicating poverty by connecting people in need to governmental anti-poverty resources. Deeply devoted to eradicating hunger, Tepper supports organizations in his communities, including the Community Food Bank of New Jersey and the Greater Pittsburgh Community Food Bank. He is an avid supporter of the national organization, Feeding America, to whom his Foundation donated \$3 million to enable 24 food banks nationwide to purchase new refrigerated trucks, which became known as the "Tepper Fleet." Additionally, Tepper supports UNICEF, CARE, and Action Against Hunger.

He founded the Better Education Institute, a non-profit organization dedicated to reforming public school education in New Jersey. He also founded Better Education for Kids, which has handed out over 100,000 backpacks with school supplies to children in need. Also, Tepper has partnered with national education organizations including Teach For America, Uncommon Schools, and ORT America.

Supporting organizations focused on health is another area of importance for Tepper and the foundation. He has backed groups that sponsor research and raise awareness for a variety of diseases, such as the American Cancer Society, the American Heart Association, the Parkinson's Disease Foundation, Ace Lymphoma

and the Cystic Fibrosis Foundation. In New York, Tepper has been a generous benefactor to the Phoenix House, a drug rehabilitation center.

Tepper has played an integral role in providing natural disaster relief nationwide and in Puerto Rico. Following hurricanes Maria, Irma, and Harvey, Tepper's foundation partnered with Feeding America to donate \$3 million to rebuild critical food distribution networks. In the aftermath of Hurricane Sandy, Tepper donated \$1.2 million to relief efforts across New Jersey and made contributions to local food pantries, soup kitchens and shelters to help those displaced by the storm.

He serves on the Boards of Blue Meridien, a partnership of impact-driven philanthropists seeking to change the odds for America's children and youth living in poverty, and the Robin Hood Foundation, New York's largest poverty-fighting organization.

Tepper serves on the Board of Trustees of Carnegie Mellon University and the Business Board of Advisors for the Tepper School of Business. In the spring 2018, Tepper received an honorary Doctor of Business Practice from Carnegie Mellon University, where he delivered the commencement speech emphasizing the value of thanking people, doing what's right, and above all; learning, earning and returning. He brings these life lessons and more to the Panthers.

A family-oriented person, Tepper is the father of three children.





## TOM GLICK

PRESIDENT - BUSINESS OPERATIONS

CORNELL  
1ST NFL SEASON / 1ST PANTHERS SEASON

Tom Glick was hired as the team president of the Carolina Panthers in September 2018. In his role, Glick oversees the team's day-to-day operations.

Glick joins the Panthers with more than 25 years of experience in sports management, having worked in baseball, basketball, hockey and soccer in both the United States and the United Kingdom.

At the time of Glick's hiring, Panthers owner David Tepper said, "We are thrilled to have Tom join the Panthers family. He has tremendous experience in professional sports, successfully fostering fan engagement in major cities globally. I know that his record, expertise and drive will be major assets as we look to win on the field and in the community."

For the past six years, Glick has been instrumental in the development of City Football Group (CFG), a multi-national soccer organization that includes six clubs. CFG's original and flagship club is three-time and current English Premier League champion, Manchester City FC. The group also owns New York City FC of Major League Soccer, as well as clubs in the top divisions in Australia, Spain, Japan and Uruguay. As Chief Commercial Officer, Glick oversaw partnership sales and activation, marketing, content production and distribution, retail and licensing, and fan relationship management for all of CFG's clubs.

During Glick's tenure, CFG has completed several major infrastructure developments. In Manchester, Etihad Stadium was expanded with more seating, and major improvements were made to premium seating and wider fan amenities were added. In 2015, Manchester City opened a new state-of-the-art training facility, the City Football Academy, built on 80 acres of land adjacent to the stadium. CFG has also completed two further training ground developments, in New York and Melbourne, Australia.

In February 2015, Glick moved to New York for 15 months to help launch New York City FC in the role of president. With the launch complete, he returned to the United Kingdom to continue to drive CFG's global expansion. As a part of this, he has also been responsible for the group's business development in China.

Glick spent the first 14 years of his career predominantly in baseball. From 1999-2004, he served as senior vice president of sales and marketing for the Sacramento River Cats, a Triple-A baseball team. The River Cats led all of Minor League Baseball in attendance and revenue during his five seasons and also became the Minor League's top seller of merchandise over that same period. Glick held various senior positions with other Minor League Baseball teams, including the Lansing Lugnuts, Huntington Cubs, Welland Pirates and Jamestown Expos. During this time, he introduced two new clubs to cities, helping construct and open new stadiums in Lansing, Michigan (1996) and Sacramento, California (2000). In the middle of this tenure in baseball, he served as the business manager of the Peoria Rivermen hockey club.

In 2004, Glick made a move to the National Basketball Association, first as vice president, marketing and team business development at the league headquarters in New York City, and later as chief marketing officer for the New Jersey Nets, which included work on the club's relocation to their current home in Brooklyn. In 2008, Glick relocated to the United Kingdom to take on the role of chief executive officer with Derby County Football Club prior to joining CFG in 2012.

He is a two-time winner of Sports Business Journal's Forty Under 40 award. Glick was the first American elected to serve on the Board of the Football League in England. He has also served on the Football Association Council and the Professional Game Board. Glick and his wife, Maria, have three children – Chuck, Ted and Maisy.



## STEVE ARGERIS

VICE PRESIDENT - GENERAL COUNSEL

4TH NFL SEASON  
4TH PANTHERS SEASON

Steve Argeris is in his fourth season with the Carolina Panthers and first as deputy general counsel and director of compliance. In his current role, Argeris oversees all legal and human resources matters for the Panthers business and football operations, ranging from contracts, litigation and intellectual property to all hiring, talent development, benefits, and employee relations efforts.

Argeris earned a bachelor's degree from the University of Virginia, a juris doctor from New York University School of Law, where he was a staff editor the NYU Journal of Law & Business, and a master of business administration degree from the New York University Leonard N. Stern School of Business. Before graduate school, he spent seven years as a sportswriter for newspapers including the Lynchburg (Va.) News & Advance, Columbia (S.C.) State, and the Washington Post, covering boxing, college sports, and the NFL.

After four years of private practice in the Washington D.C.

offices of the law firms Willkie Farr & Gallagher and Hunton and Williams, he joined the Carolina Panthers as associate general counsel in 2015. He was promoted to deputy general counsel and director of compliance in February 2018.

Argeris is on the board of directors of Loaves & Fishes, a provider of nutritionally balanced groceries to Charlotte-area families and individuals in need, as well as the North Carolina Bar Association's Sports and Entertainment Section. He is a member of the Hellenic Lawyers Association, the Sports Lawyers Association, and was twice named to the Capital Pro Bono Honor Roll. He has taught sports law and business courses at George Mason University, Georgetown University, and Northwestern University, and twice presented research at the MIT Sloan Sports Analytics Conference.

A native of Ocean Township, N.J., Argeris and his wife, Priscilla, have three children, Maria, Peter and Elena and reside in Charlotte.



## MIKE DUDAN

CHIEF FINANCIAL OFFICER

16TH NFL SEASON  
16TH PANTHERS SEASON

Mike Dudan is in his 16th season with the Carolina Panthers and third as chief financial officer. As CFO, Dudan is responsible for the financial planning and management of the Panthers and Bank of America Stadium.

Dudan develops and implements the team's financial policies and procedures, manages and forecasts cash flow, establishes budgets, and maintains the team's financial and tax reporting and compliance. Dudan supervises the team's accounting, finance and payroll personnel, and also oversees human resources and information technology operations.

Prior to being named CFO, Dudan held positions of increas-

ing responsibility with the Panthers. He spent two seasons as director of finance from 2014-15 after joining the Panthers in 2003 as controller.

Dudan's familiarity with the Panthers financial and accounting procedures predated his arrival with the team. He maintained the Panthers as a client from 1996-2003 while employed with public accounting firms Arthur Andersen and Deloitte. While with the firms, Dudan worked with clients across a number of industries, including sports and entertainment, textiles, legal services and retail.

A native of Schaumburg, Ill., Dudan graduated from Appalachian State with a degree in accounting. He and his wife, Kristina, have three children, Casey, Jacob and Alena.

PANTHERS  
EXECUTIVES

VETERANS

ROOKIES

2017 IN REVIEW

RECORDS

TEAM HISTORY

REFERENCE

# STEVEN DRUMMOND

VICE PRESIDENT - COMMUNICATIONS AND EXTERNAL AFFAIRS

18TH NFL SEASON  
15TH PANTHERS SEASON



Steven Drummond is in his 15th season with the Carolina Panthers and first as vice president of communications and external affairs in 2018.

In his role, Drummond oversees the organization's front-facing brands, directing the staffs of public relations, digital and social media, broadcast video content, community relations and alumni affairs.

In 2017, Drummond was elevated to director of communications and digital media, positioning the Panthers as one of the top social and digital brands in the NFL.

He serves as the primary team spokesman to all national media, while internally coordinating brand consistency, organizational messaging and support for marketing, sales and sponsorship activation.

He became the team's director of communications in 2015, executing the team's public relations strategy in a season in

which Carolina went 15-1 and advanced to Super Bowl 50.

In 2012, Drummond was selected by the NFL to participate in the Stanford University executive development program which provided an opportunity to get a broad and strategic understanding of the industry, operations, and competition from Stanford GSB professors and senior NFL management.

Drummond served as the Panthers' assistant director of communications from 2005-15 and previously worked as communications coordinator for the Jacksonville Jaguars from 2002-05.

A native of Rock Hill, S.C., Drummond graduated from South Carolina with a bachelor's degree in journalism and mass communication. He earned a master's degree in sports management from California University of Pennsylvania.

Drummond and his wife, Kerry, have two children, Brennan and Haven.

# MARK HART

VICE PRESIDENT - DEVELOPMENT

23RD NFL SEASON  
1ST PANTHERS SEASON



Mark S. Hart was hired as Vice President for Development in December of 2018. Hart will be overseeing large-scale facility projects for the Carolina Panthers, from planning and design to construction. He will lead efforts to modernize the team's facilities to create a first-class experience for the fans and a best-in-class work environment for athletes and staff.

He comes to Carolina after 23 years with the Pittsburgh Steelers, most recently holding the title of Vice President of Planning & Development. Over his years with the Steelers, Hart managed or oversaw corporate and team operating budgets, credit and bank functions, administrative operations, capital planning, company payrolls, litigation/legal, treasury operations, tax and auditing, IT, ticketing, and company investments.

Most significantly, Hart was the senior executive responsible for the planning, development, and construction of Pittsburgh's Heinz Field in 2001. He prepared the pre-development feasibility plans, financial models, sources and uses

of cash, public advocacy strategies, organizational charts, staffing requirements and site master plans.

Hart recently completed the planning and construction of a \$12 million renovation of the Steelers practice facility – including the negotiation of a 15-year master lease, naming rights, signage rights and capital contributions.

Since 2009, Hart has done development work with a real estate and entertainment company that has planned, designed and financed mixed-use developments adjacent to Heinz Field. Hart oversaw project budgeting, construction financing, investor equity acquisition and state grant and city development negotiations for a \$13 million indoor/outdoor theater, a \$28 million mixed-use building, a \$44 million riverfront office/retail complex and was involved with the final plans for a \$50 million mixed-use office and residential tower with a multi-purpose fan plaza.

Hart graduated from Carnegie Mellon University in 1988, earning his degree in Industrial Management.



## SCOTT PAUL

### VICE PRESIDENT - STADIUM OPERATIONS

23RD NFL SEASON  
23RD PANTHERS SEASON

Scott Paul is in his first season as vice president of stadium operations after three seasons as the executive director. He served as the director of stadium operations from 2010-14.

Paul is responsible for all aspects of Bank of America Stadium operations and management. Most recently, he has directed the extensive five-year master plan renovations for the stadium. The project, which began in January of 2014, resulted in a \$177 million renovation.

The project featured the construction of escalators, scoreboards, ribbon boards and a distributed sound system, as well as upgrades to suite areas and the 500-level concourse, the beautification of the north side of the stadium, the installation of a state-of-the-art distributed antenna system for cellular service, a new WiFi system, security upgrades and back-of-house improvements.

During the 2016 offseason, the fourth phase of the construction project was completed and included renovations to the 100-level concourse and 300- and 400-level club lounges featuring new sig-

nage and increased points of sale to improve the fan experience. In addition, the stadium playing field, which has been host to more than 200 football games and special events, was completely replaced and a new irrigation and drainage system was installed.

Paul is also charged with managing the stadium for non-Panthers events, which have included the ACC football championship game, Belk Bowl and Belk College Kickoff, as well as international soccer matches and the 2012 'Brothers of the Sun' concert tour with Kenny Chesney and Tim McGraw.

Paul began working with the Panthers in 1996, joining the team as operations assistant, and worked in various positions of increasing responsibility within the department before his appointment to director of stadium operations.

Paul earned his undergraduate degree in economics from the University of California-Davis and his master's in education from the University of Georgia.

He lives in Davidson, N.C., with his wife Rose, and daughters Taylor and Paige.



## PHIL YOUTSEY

### VICE PRESIDENT - TICKETING AND SPONSORSHIP

36TH NFL SEASON  
24TH PANTHERS SEASON

Phil Youtsey has been an integral part of the Carolina Panthers business operations since the beginning of the franchise. Youtsey was one of the first employees in the organization and has displayed his business and marketing acumen throughout the history of the franchise.

Youtsey joined the Panthers in 1994, originally charged with setting up and directing all aspects for ticketing, sales, and marketing for the two-state Carolinas region while implementing and selling the newly-introduced PSL concept. In the team's inaugural 1995 season, Youtsey helped the Panthers average more than 53,000 fans per game while playing at Clemson University, 2.5 hours from the team's home base of Charlotte.

Youtsey has helped maintain and enhance the value of the PSL/Club Seat programs for more than 20 years while working on a number of successful programs in many areas; corporate hospitality, two luxury suite expansions and club floor renovation projects, the development of nine private suite clubs and revised sponsorship direction. Benefiting from this expertise, the Panthers have sold out 155 consecutive games and 223-of-225 games played at Bank of America Stadium since its opening in 1996.

As executive director of ticketing and sponsorship, Youtsey's responsibilities include sales, renewals and marketing all sellable products and team branding. He also coordinates ticket operations, which includes all ticket account maintenance and ticketing systems, premium services; including luxury suite sales and operations, membership suite clubs, club seat sales and club seat services programs, PSL sales and programs, corporate hospitality, sponsorship sales, service and relationship programs as well as recently added broadcast area responsibilities.

Youtsey came to Carolina from the Kansas City Chiefs, where he was the director of ticket operations. He started with the Chiefs as a courier and assistant equipment manager in 1980 before becoming the sales manager for the Gastonia Expos in 1983. In 1984, Phil returned to the Chiefs as a sales representative before being named ticket manager in 1987. In 1990, he became the director of ticket operations.

A native of Kansas City, Mo., Youtsey is a graduate of William Jewell College with a degree in business administration.

Youtsey and his wife Jill have three children, Matthew, Timothy and Samantha and reside in Charlotte.



# RON RIVERA

HEAD COACH

CALIFORNIA  
22ND NFL SEASON / 8TH PANTHERS SEASON

**COACHING:** In his eighth season with Carolina in 2018, Ron Rivera is known around the league as a teacher with an innate ability to build his team around the strengths of his players.

A two-time NFL Coach of the Year, Rivera inherited a 2-14 Carolina team as a rookie head coach in 2011 and guided it back to relevance with four playoffs appearances in a five-year span between 2013 and 2017. That mark tied Green Bay and Seattle for the most NFC playoff appearances since 2013. In that five-year span, the Panthers recorded 51 wins, the most in any five-year period in franchise history, and tied for fifth-most in the NFL.

In 2015, Carolina won its second NFC Championship in franchise history, third consecutive NFC South division title and appeared in Super Bowl 50. Carolina finished the season with a franchise-best 17-2 record, including home playoff victories over Seattle in the Divisional round and Arizona in the NFC Championship game.

Brought to Carolina for his defensive expertise, Rivera has not disappointed as the Panthers put together five top-10 finishes in total defense in six seasons from 2012-17. Only Denver and Seattle have as many top-10 finishes over that stretch.

Like Rivera, the Panthers' rebound has been steady and solid, starting with six wins his first season in 2011 and seven victories in 2012 before registering three consecutive division championships starting in 2013 when he earned his first Associated Press NFL Coach of the Year award.

Laying a foundation that includes back-to-back rookies of the year in quarterback Cam Newton and linebacker Luke Kuechly, Rivera has blended veteran and young talent into productive units on both sides of the ball.

In 2017, the Panthers' run defense ranked third in the NFL, allowing just 88.1 rushing yards per game. That mark was the second-best average in franchise history. The run defense was anchored by the veteran leadership of Julius Peppers and Thomas Davis, combined with the young talent of Shaq Thompson, Kawann Short and Mario Addison.

A tough running game has been a hallmark of the Rivera-led Panthers as the team has finished among the league's top 10 rushing offenses in six of the last seven seasons, including top-five finishes in 2011, 2015 and 2017. The Panthers recorded 30 consecutive regular season games with at least 100 rushing yards from Week 6 of 2014 to Week 3 of 2016, the longest streak in the NFL since Pittsburgh tallied 43 from 1974-77.

In 2017, the rushing attack helped propel the team to an 11-5 record and a Wild Card berth by averaging 131.4 yards on the ground, good for fourth in the league. Newton rushed for a career-best 754 yards, while Jonathan Stewart and Christian McCaffrey helped give the Panthers the only offense with three 400-yard rushers.

In 2015, Rivera was named NFL Coach of the Year for the second time in three seasons as his team earned its third consecutive NFC South title and claimed the top seed in the NFC for the first time in franchise history. The Panthers became just the seventh team in the Super Bowl era to post a 15-1 or better record in the regular season.

Prior to Rivera's arrival, Carolina had never reached the postseason in consecutive years and no team had captured the NFC South twice in a row. Carolina started 2015 with 14 consecutive victories, which, combined with four wins to close the 2014 regular season, gave the Panthers an NFC-record 18-game winning streak. And yet again, Rivera had his team playing its best down the stretch as the Panthers went 4-0 in December and January. Over the course of Rivera's seven-year career, the Panthers have tallied 24 regular season wins in December and January, tied for third in the NFL over that period.

Rivera came to Carolina with a reputation for hard work, attention to detail and preparation. Those were also the qualities he exhibited in his first campaign as the Panthers tripled their win total from the previous season despite no offseason and an epidemic of defensive injuries. Rivera did not even meet his team until they reported to training camp and, despite a slow start, held it together to finish with four wins in the final six games.

Rivera has excelled as a coach and player during his 29 years in the NFL, serving as defensive coordinator for the San Diego Chargers' top-ranked defense in 2010 and playing linebacker for the Chicago Bears' top-ranked defense and Super Bowl XX championship team in 1985. In 20 seasons as a coach and nine as a player, he has been with teams that have reached the playoffs 19 times, including nine conference championships and three Super Bowls.

The mentality of the Chargers defense that Rivera coached and the Bears defense on which he played resonates within the head coach, and he has transferred it to the Panthers.

In 2012, Carolina finished the season ranked 10th in yards allowed, a jump of 18 places from 2011. Carolina made a similar jump on offense in Rivera's first season. With the addition of Newton, the Panthers jumped from last to seventh in total offense in 2011.

Rivera's identity has been influenced by two innovative defensive coordinators. As a player, Rivera was coached by the late Buddy Ryan, the architect of the "46 Defense," which involved blitzing on nearly every down. As a coach, Rivera toiled under the late Jim Johnson, a highly regarded defensive coordinator renowned for his aggressive approach.

Rivera's identity also has been shaped by his family. The son of a U.S. Army officer and the second youngest of four boys, Rivera learned from a young age about chain of command and many of the principles he teaches and expects from his players.



“Coming from a military background, there’s a lot of discipline, a lot of structure. That’s how I feel when I coach,” Rivera said. Rivera worked with the Chargers from 2007-10. He coached inside linebackers before taking over as the team’s defensive coordinator midway through the 2008 season. Under Rivera’s guidance, the pass defense steadied itself – intercepting nine passes and yielding 229.6 passing yards per game and 11 touchdown passes over the final eight games. Those numbers contrasted to the first half of the season when San Diego notched just seven picks and was victimized for 265.1 yards per game and 14 touchdowns through the air.

In Rivera’s first full season leading the defense in 2009, the Chargers ranked 16th in total defense and 11th against the pass. Those rankings improved in 2010 as San Diego led the NFL with an average of 271.6 total yards allowed per game and gave up a league-low 177.8 passing yards per game. Overall, the Chargers finished in the top five in 11 different defensive statistical categories despite not having any defenders selected to the Pro Bowl.

From 2004-06, Rivera oversaw the Chicago Bears defense, engineering the unit to two top-five finishes in the league. Under Rivera’s direction, five different defensive players went to the Pro Bowl: linebacker Lance Briggs, safety Mike Brown, defensive tackle Tommie Harris, linebacker Brian Urlacher and cornerback Nathan Vasher.

In his first season as a defensive coordinator in 2004, Rivera presided over a defense that produced nine more takeaways and 17 more sacks than the previous year and scored a franchise-record and NFC-high six defensive touchdowns.

The following year, Chicago continued to build on the foundation Rivera laid in 2004. The Bears won their first of two consecutive NFC North titles and stood second in the NFL in total defense. In surrendering the fewest points in the league, Rivera’s defense went 43 consecutive quarters without allowing more than seven points – the longest streak in the NFL since 1969.

During Rivera’s last season with the Bears in 2006, the defense paced the NFL with 44 takeaways and finished fifth in the league in total defense and third in scoring defense, helping propel Chicago to the NFC Championship and an appearance in Super Bowl XLI.

Prior to becoming a defensive coordinator, Rivera spent five seasons from 1999-2003 as the linebackers coach for the Philadelphia Eagles, who advanced to the NFC Championship game in each of his final three seasons.

Rivera gained his first coaching experience with the Bears as defensive quality control coach from 1997-98. He is just the third Latino head coach in NFL history, joining Tom Flores with the Oakland Raiders from 1979-87 and Seattle Seahawks from 1992-94 and Tom Fears with the New Orleans Saints from 1967-70.

**PLAYING AND PERSONAL:** Following his retirement, Rivera went into broadcasting. He covered the Bears and college football as a television analyst for WGN and SportsChannel Chicago for four years from 1993-96.

Selected in the second round of the 1984 NFL Draft by Chicago, Rivera played all nine of his pro seasons with the Bears. Primarily an outside linebacker, he appeared in 149 games with 62 starts (including 12 postseason contests with six starts) and posted 392 tackles, 7.5 sacks, five forced fumbles, four fumble recoveries, nine interceptions and 15 passes defended. Rivera was a member of six NFC Central division title teams and a Super Bowl XX championship team in 1985.

Rivera was named the Bears’ Man of the Year in 1988 and earned the club’s Ed Block Courage Award in 1989. He has carried that same community commitment to coaching, sponsoring a bowling tournament to benefit the Ronald McDonald House, USO and Humane Society. He was a finalist for the 2017 Salute to Service Award, an annual award presented to NFL players, coaches, personnel and alumni who demonstrate an exemplary commitment to honoring and supporting the military community.


Rivera, who lost his brother Mickey to pancreatic cancer in 2015, also serves as a spokesman for the Pancreatic Cancer Action Network. He has twice been the honorary starter for the organization’s PurpleStride 5K in Charlotte.

An All-American at the University of California, Rivera finished his career as the school’s all-time leader in sacks with 22 and tackles with 336. As a senior in 1983, he set the Bears’ single-season record for sacks with 13 and tackles for loss with 26.5. Born Jan. 7, 1962, in Fort Ord, Calif., Rivera lived in Germany, Panama, Washington and Maryland before his family settled in Marina, Calif. He attended Seaside High School in Seaside, Calif., and was a three-sport star in football, basketball and baseball.

Rivera and his wife, Stephanie, have two children, Christopher and Courtney. Stephanie is a former assistant coach for the WNBA’s Washington Mystics.

## RON RIVERA COACHING HISTORY

Year	Position	Team
1997-98	Defensive Quality Control	Chicago Bears
1999-2003	Linebackers	Philadelphia Eagles
2004-06	Defensive Coordinator	Chicago Bears
2007-08	Inside Linebackers	San Diego Chargers
2008-10	Defensive Coordinator	San Diego Chargers
2011-current	Head Coach	Carolina Panthers



# CHASE BLACKBURN

SPECIAL TEAMS COORDINATOR

AKRON  
3RD NFL SEASON / 3RD PANTHERS SEASON

**COACHING:** Chase Blackburn begins his third year in the NFL coaching ranks, having been promoted from assistant special teams coach to special teams coordinator in January 2018.

In 2017, Blackburn coached a Panthers special teams unit that produced a kickoff return touchdown and a punt return touchdown in the same season for the first time since 2003. Carolina finished 10th in the NFL in kickoff return average.

Kicker Graham Gano earned his first Pro Bowl selection after setting a franchise record with an NFL-leading 96.7 field goal percentage (29-of-30). Gano also led the NFL in touchback percentage at 85.4, sending 70 of his 83 kick-offs into the end zone for touchbacks. In the NFC Wild Card round at New Orleans, Gano converted a franchise-record 58-yard field goal, tying the NFL postseason record.

Punter Michael Palardy, in his first full NFL season, helped the Panthers rank fifth in net punting average with a franchise record 42.4-yard net average, working with a coverage unit that contributed to the Panthers eighth-place finish in the league in opponents' punt return average (5.9 yards per return).

In 2016, Carolina allowed an NFL-low 18.1 yards per kickoff return and finished fifth in the league with an opponents' average drive start of the 23.7-yard line. In addition, the Panthers led the NFL and tied a team record with three blocked field goals. Rookie defensive tackle Vernon Butler was responsible for two of them, equaling Julius Peppers' team record for the most blocked field goals in a season.

Blackburn made his coaching debut in 2016 after serving as a coaching intern with the Panthers during the 2016

offseason.

**PLAYING AND PERSONAL:** In 10 seasons as a linebacker from 2005-14, Blackburn recorded 265 tackles, 4.5 sacks, four interceptions, 10 passes defended and four forced fumbles in 132 games with 45 starts. On special teams, he posted 123 tackles, two forced fumbles and three fumble recoveries.

Originally signed as an undrafted rookie free agent by the New York Giants in 2005, Blackburn played eight seasons with the Giants and led the team in special teams tackles for six consecutive years from 2005-10. In 2008, Blackburn was named a Pro Bowl alternate as a cover specialist. He earned two Super Bowl rings with the Giants, contributing to their victories in Super Bowls XLII and XLVI.

Blackburn played his final two seasons with the Panthers. In 2013, he was part of special teams units that improved to 13th in the *Dallas Morning News* special teams rankings.

A three-year starter at linebacker and defensive end for Akron, Blackburn played in 45 games with 34 starts and totaled 293 tackles, 38.5 tackles for loss, 11 sacks and three interceptions. He earned second-team All-Mid-American Conference honors as a junior in 2003 and played in the Gridiron Classic in 2004. Blackburn attended Marysville (Ohio) HS and graduated from Akron with a degree in mathematics.

**HISTORY:** Linebacker: Akron 2001-04. Pro linebacker: New York Giants 2005-12, Carolina Panthers 2013-14. Pro coach: Joined Panthers in 2016.



# NORV TURNER

OFFENSIVE COORDINATOR

OREGON  
32ND NFL SEASON / 1ST PANTHERS SEASON

**COACHING:** Norv Turner is in his first season as Carolina's offensive coordinator and joins the Panthers with a wealth of experience, having coached 32 seasons in the NFL, including 15 seasons as a head coach and 11 as an offensive coordinator. As offensive coordinator for the Dallas Cowboys (1991-93), he helped the Cowboys win Super Bowl XXVII and XXVIII. During his head coaching career, Turner won four division titles, adding three more division crowns and seven additional playoff berths as an assistant.

Turner most recently served as the offensive coordinator for the Minnesota Vikings from 2014-16.

In 2015, Turner's offense ranked fourth in the NFL in rushing as Adrian Peterson led the NFL in rushing (1,485 yards) and the Vikings finished with an 11-5 record and the NFC North title. The Vikings were also the least-penalized offensive unit in the league and had the fourth-fewest turnovers in the league.

In 2014, Turner led Bridgewater to the best season for a rookie quarterback in team history. Bridgewater was thrust into the starting lineup after starting quarterback Matt Cassel suffered a season-ending foot injury in the third game of the season. Bridgewater set virtually every franchise rookie passing record and had the third-best completion percentage (64.6 percent) and the seventh-highest passer rating (85.2) in a season in NFL history by a rookie.

Turner also served as offensive coordinator for Dallas (1991-93), San Diego (2001), Miami (2002-03), San Francisco (2006) and Cleveland (2013).

Turner has been a head coach three times, first with Washington (1994-2000) then with Oakland (2004-05) and San Diego (2007-12). In Washington, Turner posted four winning seasons, claiming the NFC East title in 1999 and advancing to the NFC Divisional Playoffs.

In San Diego, he won three straight AFC West titles (2007-09) and finished second in the division the other three seasons, advancing to face New England in the 2007 AFC Championship game and posting a 56-40 record in regular season action. Turner was honored as USA Today NFL Coach of the Year in 2009. He added three more division titles and seven more playoff appearances as an assistant.

Since 2007, Turner's teams have ranked in the NFL's top five in offensive points three times and the 2010 Chargers notched the No. 1 offense in the league with 395.6 yards per game.

Turner's system has produced the NFL's leading rusher on six different occasions: Emmitt Smith (1991-93), Ricky Williams (2002), LaDainian Tomlinson (2007) and Adrian Peterson (2015). With Cleveland in 2013, wide receiver Josh Gordon led the NFL with 1,646 yards and nine touchdowns on 87 catches in only 14 games, doubling his yardage output from the season before. Gordon joined Michael Irvin as wide receivers under Turner who led the NFL in receiving.

Since 1991 when Turner joined Dallas, he has had backs rush for 1,000 yards 16 times and boasted a 1,000-yard receiver 15 times. Turner's offenses have produced a 1,000-yard rusher and receiver in the same season 10 times, and he has had a pair of 1,000-yard receivers on a team twice.

Throughout his career, Turner coached a number of players that also had successful stints with the Panthers, including Steve Beuerlein with Dallas (1991-92), Stephen Davis in Washington (1996-2000) and Kerry Collins in Oakland (2004-2005).

Turner made his NFL debut with the Los Angeles Rams, coaching wide receivers from 1985-86 and wide receivers and tight ends from 1987-90. Turner was part of a Rams team that won the NFC West in 1985. He earned four trips to the playoffs in his six seasons with the club.

Turner began his coaching career in 1975, serving as a graduate assistant for Oregon, his alma mater. He then spent nine seasons (1976-1984) at Southern California before entering the NFL.

**PLAYING AND PERSONAL:** Turner was born in Camp Lejeune, N.C. He played high school football at Alhambra High School in Martinez, California. He played quarterback at Oregon, serving as a backup to Dan Fouts in his first two seasons, before starting in 1973 and 1974.

Turner's son, Scott, is Carolina's quarterbacks coach. The father-son duo coached together in Minnesota and Cleveland prior to 2018.

**HISTORY:** Quarterback: Oregon 1971-74. College coach: Oregon 1975, Southern California 1976-84. Pro coach: Los Angeles Rams 1985-90, Dallas Cowboys 1991-93, Washington Redskins 1994-2000 (head coach), San Diego Chargers 2001, 2007-2012 (head coach 2007-2012), Miami Dolphins 2002-03, Oakland Raiders 2004-05 (head coach), San Francisco 49ers 2006, Cleveland Browns 2013, Minnesota Vikings 2014-16, joined Panthers in 2018.

ASSISTANT  
COACHES

VETERANS

ROOKIES

2017 IN REVIEW

RECORDS

TEAM HISTORY

REFERENCE



# ERIC WASHINGTON

DEFENSIVE COORDINATOR

GRAMBLING STATE  
11TH NFL SEASON / 7TH PANTHERS SEASON

ASSISTANT COACHES

VETERANS

ROOKIES

2017 IN REVIEW

RECORDS

TEAM HISTORY

REFERENCE

18

**COACHING:** Eric Washington was named Carolina's defensive coordinator in January 2018 after serving seven seasons as Carolina's defensive line coach from 2011-2017.

During his tenure as defensive line coach, Washington oversaw one of the most productive defensive lines in the NFL. Since 2012, no group of defensive linemen produced more sacks than Carolina's 219, part of Carolina's NFL-leading 280 total sacks. Carolina finished ranked in the top 10 in sacks in five of the past six seasons, including a No. 1 ranking in 2013, a No. 2 ranking in 2016 and a No. 3 ranking in 2017.

Washington's defensive line has not only been productive in getting to the quarterback, but also at stopping the run. Carolina's run defense has ranked in the top six in the NFL in four of the past six seasons, including a No. 2 ranking in 2013.

Washington's teaching has been recognized in the form of in-season and postseason honors for his pupils. Under Washington, the Panthers defensive line featured two All-Pro selections, two Pro Bowl selections and three Pro Football Writers of America All-Rookie honorees.

Washington's success with the defensive line has contributed to success for the Panthers defense as a whole with Carolina fielding a top-10 defense in the NFL in five of the past six seasons, including four consecutive seasons from 2012-15. Washington is part of a Carolina coaching staff that has led the Panthers to playoff appearances in four of the past five seasons, highlighted by an appearance in Super Bowl 50.

In the 2017 season, the defensive line accounted for 40 of Carolina's 50 sacks, ranking second among all NFL defensive lines in sack totals. Defensive ends Julius Peppers and Mario Addison each tallied 11 sacks to become the fifth pair of Panthers with double-digit sacks in the same season. The line also helped Carolina hold opponents to just 88.1 rushing yards per game, ranking third in the league and second-best in franchise history.

In 2016, under Washington's guidance, defensive end Mario Addison enjoyed a breakout season with a team-leading 9.5 sacks, while defensive tackles Kawann Short and Star Lotulelei combined for 10 sacks, tied for the fifth-most by a pair of defensive tackles in the league. Lotulelei earned NFC Defensive Player of the Week honors for his three-sack performance in Week 8 versus Arizona, joining Short as the only defensive tackles in franchise history to win NFC Defensive Player of the Week.

In 2015, Carolina ranked sixth in the NFL with 44 sacks, including 33.5 from the defensive line. The unit helped Carolina rank fourth in the NFL in rushing defense en route to winning the NFC Championship and advancing to Super Bowl 50. Short earned his first Pro Bowl selection under Washington's tutelage, recording a Panthers defensive tackle-record 11 sacks, which tied for eighth in the NFL and first among defensive tackles. Defensive end Kony Ealy posted a sack in five consecutive regular season games and tied an NFL record with three sacks in the Super Bowl.

In 2014, Washington's defensive line totaled 32.5 of the team's 40 sacks, including a team-leading 8.5 by Charles Johnson and

four by all-rookie Ealy, as the Panthers ranked 10th in the NFL in total defense. In Carolina's 27-16 NFC Wild Card victory over Arizona, the defensive line gathered four sacks to help limit the Cardinals to an NFL postseason record 78 total net yards.

In 2013, the defensive line helped the Panthers rank second in the NFL in total defense, second in rushing defense and sixth in passing defense as 40 of the team's NFL-leading 60 sacks came from defensive linemen. Johnson and defensive end Greg Hardy evolved into one of the best pass rushing duos in the NFL, as Hardy tied a team record with 15 sacks to earn Pro Bowl and All-Pro honors, while Johnson notched 11 sacks.

Washington's defensive line in 2012 helped the Panthers rank 10th in the NFL in total defense with 37 of their 39 sacks coming from the defensive line. Johnson and Hardy became the first Panthers tandem to record double-digit sacks since 2002. Johnson led the team and ranked sixth in the NFL with 12.5 sacks in addition to forcing seven fumbles, the second most in the league, and Hardy posted 11 sacks.

In 2011, Washington was charged with mentoring a young group that started three different rookies at defensive tackle. The unit produced 25.5 of the team's 31 sacks, led by Johnson's nine.

Washington joined Carolina after spending 2008-10 with the Chicago Bears. Elevated to defensive line coach in 2010, Washington presided over a group that accounted for 25 sacks and helped the Bears rank ninth in the NFL in total defense, second in rushing defense and fourth in scoring defense. Along the defensive line, he coached Peppers, who tied for the team lead with eight sacks.

Washington worked the previous two seasons as Chicago's defensive assistant/assistant defensive line coach. He gained his first professional coaching experience by twice participating in the NFL Bill Walsh Diversity Coaching Fellowship, assisting with the Bears defensive line during training camp in 2005 and aiding the Atlanta Falcons' linebackers during training camp in 2004.

From 2004-07, Washington served as the defensive line coach at Northwestern. With the Wildcats, he coached several pro prospects. End Luis Castillo was selected in the first round by San Diego in 2005, and tackle Barry Cofield was chosen in the fourth round by the New York Giants in 2006. Washington also tutored end Corey Wootton, who was drafted in the fourth round by the Bears in 2010.

**PLAYING AND PERSONAL:** Washington played tight end at Grambling State from 1989-90 for legendary head coach Eddie Robinson and earned a Bachelor of Science degree from Grambling State in 1993. Commissioned as a Naval Officer in 1998, Washington was assigned to the Naval Academy Preparatory School in Newport, R.I., where he served as the defensive coordinator of the football team for three years.

**HISTORY:** Tight end: Grambling State 1989-90. College coach: Texas A&M 1997, Ohio 2001-03, Northwestern 2004-07. Pro coach: Chicago Bears 2008-10, joined Panthers in 2011.



# JERRICHO COTCHERY

ASSISTANT WIDE RECEIVERS

NORTH CAROLINA STATE  
2ND NFL SEASON / 2ND PANTHERS SEASON

**COACHING:** Jerricho Cotchery begins his second year in the NFL coaching ranks after he was hired as assistant wide receivers coach in 2017.

In 2017, 14 different players made receptions for Carolina, one fewer than the franchise record of 15, set in 2000. Nine different players recorded receiving touchdowns, tying for sixth in the NFL and tied for the most in one season in franchise history.

Cotchery helped coach third-year receiver Devin Funchess to a career-best season. Funchess finished with 840 receiving yards and a team-best eight receiving touchdowns on 63 receptions.

Known for his sure hands and ability to consistently secure tough receptions in his 12 years as a professional player, Cotchery serves as a great example for young receivers looking to improve their games. A savvy veteran and patient route runner with an outstanding work ethic as a player, Cotchery was a steady and trusted influence in the wide receiver room and a great example for his teammates, making him an ideal mentor for Carolina's young wide receivers.

**PLAYING AND PERSONAL:** Cotchery played in 175 games with 89 starts for the New York Jets, Pittsburgh Steelers and Panthers from 2004-15 and produced 524 catches for 6,623 yards and 34 touchdowns. He was a member of seven playoff teams, appearing in three conference championship games and Super Bowl 50.

In two seasons with Carolina (2014-15), Cotchery registered 87 receptions for 1,065 yards and four touchdowns. One of his most impactful catches for Carolina came in Week 13 of the 2015 season at New Orleans with the Panthers trailing late in the fourth quarter. Wide open in the middle of the end zone, he caught the game-winning 15-yard touchdown to clinch Carolina's third consecutive NFC South championship.

Prior to Carolina, he spent three seasons with Pittsburgh (2011-13), registering 1,044 receiving yards. His final season in Pittsburgh was his finest as he racked up a career-best 10 touchdown receptions.

Cotchery led the Jets in catches and receiving yards for three consecutive seasons from 2007-09 and ranked fourth in the NFL in 2013 with 78.3 percent of his receptions resulting in a first down.

A standout wide receiver at North Carolina State, Cotchery played in 49 games with 39 starts before being selected in the fourth round (108th overall) of the 2004 NFL Draft by the Jets. He finished his career ranked first in school history with 200 receptions and 15 100-yard receiving games and second with 3,119 receiving yards and 21 receiving touchdowns. Cotchery earned first-team All-Atlantic Coast Conference honors as a junior and senior and tied a school record with a catch in 39 consecutive games. He majored in sport management at North Carolina State.

**HISTORY:** Wide receiver: North Carolina State 2000-03. Pro wide receiver: New York Jets 2004-10, Pittsburgh Steelers 2011-13, Carolina Panthers 2014-15. Pro coach: Joined Panthers in 2017.

ASSISTANT  
COACHES

VETERANS

ROOKIES

2017 IN REVIEW

RECORDS

TEAM HISTORY

REFERENCE

# HEATH FARWELL

## ASSISTANT SPECIAL TEAMS

SAN DIEGO STATE  
3RD NFL SEASON / 1ST PANTHERS SEASON



**COACHING:** Heath Farwell is in his first season as assistant special teams coach with Carolina in 2018. He spent the last two seasons (2016-17) with the Seattle Seahawks, serving as a coaching assistant in his first season before being promoted to assistant special teams coach in his second season.

In 2017, Farwell coached a unit that included return man Tyler Lockett who averaged 25.6-yards per kickoff return, the second-best mark in the NFL, and returned one kickoff 99 yards for a touchdown. The Seahawks also featured a coverage team that helped Seattle rank 10th in the NFL in kickoff coverage.

**PLAYING AND PERSONAL:** Farwell spent 10 seasons (2005-14) in the NFL as a player, first with the Minnesota Vikings (2005-10) and then with Seattle (2011-14).

Farwell excelled on special teams, garnering Pro Bowl honors in 2009 with Minnesota, and earning a Super Bowl ring with Seattle following the 2013 season. He finished his playing career with 159 special teams tackles, one forced fumble, four fumble recoveries and a blocked punt.

Farwell was signed as an undrafted free agent by Minnesota in 2005. After six seasons, he ranked fourth in team history with 113 special teams tackles. In 2009, he appeared in all 16 games on special teams, making 18 tackles and two fumble recoveries, earning a Pro Bowl nod and a spot on the PFWA All-NFC team.

As a two-time special teams captain for Seattle, he collected 46 special teams tackles in his first three seasons and his fourth season was cut short due to injury and he was placed on injured reserve. In his first season with Seattle in 2011, Farwell earned Pro Football Focus All-Pro honors.

In 2001, Farwell was named Freshman of the Year at San Jose State as a linebacker before transferring to San Diego State. He was the Aztecs defensive MVP in 2004 when he made two interceptions. He earned his bachelor degree in criminal justice from San Diego State.

Farwell and his wife Julie have three children, sons Brock, Beau and daughter, Dylan.

**HISTORY:** Linebacker: San Jose State 2000, San Diego State 2001-04. Pro linebacker Minnesota Vikings 2005-2010, Seattle Seahawks 2011-14. Pro coach: Seattle Seahawks 2016-17, joined Panthers in 2018.



# PETE HOENER

## TIGHT ENDS

BRADLEY  
20TH NFL SEASON / 8TH PANTHERS SEASON

**COACHING:** Pete Hoener is in his eighth season as Carolina's tight ends coach in 2018, overseeing one of the most prominent positions in the offense.

Under Hoener's tutelage, Greg Olsen has become one of the top tight ends in the NFL. Hoener has helped Olsen obtain the top five single-season receptions totals and four of the top five single-season receiving yards totals by a tight end in team history. Olsen's 10 100-yard receiving games are the most by a tight end in team history.

Through the 2017 season, Olsen ranks seventh in receiving yards all-time among NFL tight ends with 7,556 in 11 seasons. He is also tied for 10th all-time among NFL tight ends with 53 receiving touchdowns. Olsen ranks third in receiving yards among all positions in franchise history.

In 2017, Hoener's tight end group was challenged by an injury that forced Olsen to miss nine full games. Ed Dickson stepped up with 437 yards receiving, including a career game at Detroit in which he caught five passes for 175 yards, becoming the second tight end in NFL history with at least 175 receiving yards on five or fewer catches. Olsen posted a 116-yard game with a touchdown against Green Bay upon his return from injury, giving the Panthers two different tight ends with 100-yard receiving games in a season for the first time in franchise history.

In 2016, Olsen became the first tight end in NFL history to have three consecutive 1,000-yard seasons after recording a team-leading 1,073 yards on a team-high 80 catches. He was named to his third consecutive Pro Bowl and earned second-team All Pro honors for the second consecutive year.

In 2015, Hoener's tight ends helped Carolina win the NFC Championship and set team records with an NFL-leading 500 points and 59 touchdowns. Olsen garnered Pro Bowl recognition after setting a team record for the most receiving yards in a season by a tight end with a career-high 1,104. He ranked second among NFL tight ends in receiving yards and receiving average (14.3) while leading the Panthers in receptions (75) and receiving yards (1,104) and ranking second in receiving touchdowns with seven.

During the 2014 season, Olsen was selected to his first Pro Bowl after ranking third among NFL tight ends with a team-leading 84 receptions and second with 1,008 receiving yards while scoring six receiving touchdowns. In the process, he set team records for the most catches and 100-yard receiving games (four) in a season by a tight end.

In 2013, Olsen paced the Panthers with 73 receptions, 816 receiving yards and six receiving touchdowns – the first time since Wesley Walls in 1997 that a wide receiver did not lead Carolina in receptions and receiving yards. In 2012, Olsen set a then-franchise record for the most receiving yards in a season by a tight end with 843, surpassing the previous record set by Walls in 1999, on 69 catches.

In Hoener's first season with the Panthers in 2011, the tight ends combined to catch 85 passes for 1,008 yards and nine touchdowns and contributed to a running game that averaged a team-record 5.41 yards per carry and featured three 700-yard rushers. Not limited to being just receivers, Hoener's group has also helped open running lanes for Carolina to rank among the NFL

leaders in rushing during his tenure, finishing third in 2011, ninth in 2012, 11th in 2013, seventh in 2014, second in 2015, 10th in 2016 and fourth in 2017. Since 2011, Carolina ranks third in the NFL with 131.8 rushing yards per game.

A veteran of 19 seasons as an NFL assistant, Hoener came to the Panthers after six seasons with the San Francisco 49ers from 2005-10. With the 49ers, Hoener helped develop tight ends Vernon Davis and Delanie Walker, both of whom were drafted by the 49ers in 2006.

In 2010, Davis tallied 56 receptions, 914 receiving yards and seven touchdowns to become the first tight end in franchise history to lead the team in receptions, receiving yards and touchdowns in consecutive seasons. The previous year, Davis compiled 78 receptions for 965 yards and 13 touchdowns, an effort that resulted in being selected a Pro Bowl starter. Davis' 13 touchdowns tied the NFL single-season record at the time for the most touchdowns by a tight end and equaled the most touchdown catches in the NFL, making him the first tight end in the Super Bowl era to lead or tie for the league lead in receiving touchdowns.

Hoener joined the 49ers from the Chicago Bears, where he oversaw the offensive line in 2004. He showed flexibility, as the Bears employed seven different starting combinations among the front five. Under Hoener's guidance, center Olin Kreutz earned Pro Bowl honors.

Prior to the Bears, Hoener spent three seasons with the Arizona Cardinals, serving as the offensive line coach in 2003 and tight ends coach from 2001-02. It marked his second stint with the Cardinals after entering the NFL coaching ranks as the team's tight ends coach from 1985-86 when the franchise was in St. Louis.

While with the Cardinals, Hoener worked with tight end Freddie Jones, who finished first on the team with 44 catches for 358 yards in 2002. Jones became the first tight end to lead the team in receiving since Jackie Smith in 1973, and his 44 receptions were the most by a Cardinals tight end since 1968.

Along with his NFL experience, Hoener coached 24 years on the college level as an offensive line coach and offensive coordinator. Beginning as a graduate assistant at Missouri in 1975, he then coached the offensive line at each of his next seven stops: Illinois State in 1977, Indiana State from 1978-84, Illinois from 1987-88, Purdue from 1989-91, Texas Christian from 1992-97 and Iowa State from 1998-99. In addition to his role as offensive line coach, Hoener also held the responsibilities of offensive coordinator at Indiana State, Texas Christian and Iowa State. He handled the running backs at Texas A&M in 2000 before returning to the NFL in 2001.

**PLAYING AND PERSONAL:** Hoener played tight end and defensive end at Bradley, where he earned a degree in physical education. Hoener and his wife, Marianne, have three daughters: Jennifer, Kathleen and Lisa. Last name is pronounced Hay-ner.

**HISTORY:** Tight end/defensive end: Bradley 1969-70. College coach: Missouri 1975-76, Illinois State 1977, Indiana State 1978-84, Illinois 1987-88, Purdue 1989-91, Texas Christian 1992-97, Iowa State 1998-99, Texas A&M 2000. Pro coach: St. Louis/Arizona Cardinals 1985-86, 2001-03, Chicago Bears 2004, San Francisco 49ers 2005-10, joined Panthers in 2011.

ASSISTANT COACHES

VETERANS

ROOKIES

2017 IN REVIEW

RECORDS

TEAM HISTORY

REFERENCE



# BRADY HOKE

## DEFENSIVE LINE

BALL STATE  
1ST NFL SEASON / 1ST PANTHERS SEASON

**COACHING:** Brady Hoke makes his NFL coaching debut in 2018 as the Panthers defensive line coach.

Hoke spent the previous 34 years coaching at the collegiate level, including 12 seasons as a head coach with at Ball State (2003-08), San Diego State (2009-10) and Michigan (2011-14).

He joins the Panthers staff after spending the 2017 season at the University of Tennessee as associate head coach/defensive line coach. He was the Volunteers interim head coach for the final two games of the season following Butch Jones' departure. In 2016, Hoke was Oregon's defensive coordinator/defensive ends coach.

In his time as a head coach, he won Conference Coach of the Year honors three times and produced 74 all-conference selections and 39 NFL Draft Picks.

Hoke brings 20 seasons of experience as a defensive line coach with stops at Grand Valley State (1983), Western Michigan (1984-86), Oregon State (1989-94) and Michigan (defensive ends coach 1995-96, defensive line coach 1997-2001, associate head coach/defensive line coach 2002). He also coached linebackers at Toledo from 1986-89.

Hoke was Michigan's head coach from 2011-14, guiding the Wolverines to a 31-20 mark over four seasons. In his first season, Hoke led the Wolverines to an 11-2 record and a Sugar Bowl victory, as he was named the Maxwell Football Club Collegiate Coach of the Year.

He became the first Michigan head coach to go undefeated at home in his first two seasons since Fielding Yost in 1901-02. The Wolverines went 8-0 at home in 2011 and 6-0 in 2012. Michigan's defense improved from ranking 108th in scoring and 110th in yards allowed before his arrival to ranking in the top 20 in both categories in 2011 and 2012. The defensive unit eventually ranked seventh yards allowed (311.3) in Hoke's final season in 2014.

Prior to joining Michigan, spent two seasons as head coach at San Diego State. He earned Mountain West Conference Coach of the Year honors in 2010 and guided the Aztecs to their first bowl game in 12 years during his final season as well as the most wins (9-4) since 1977. Six of his players earned All-MWC first team honors in 2010, including running back Ronnie Hillman, the league's Freshman of the Year.

Hoke earned his first head coaching job at his alma mater, Ball State, where he directed the program for six seasons (2003-08). His tenure culminated with 12-1 campaign in 2008 and an undefeated Mid-American Conference regular season as Ball State earned its first-ever Associated Press top 25 ranking.

He began his coaching career as a defensive coordinator at Yorktown (Ind.) High School in 1982 before entering the collegiate ranks as an assistant coach at Grand Valley (Mich.) State in 1983. His coaching career has also stops at Western Michigan (1984-86), Toledo (1987-88), Oregon State (1989-94) and Michigan (1995-2002). He served as defensive line coach at each of his assistant coaching stints with the exception of Toledo, where he coached the Rockets' linebackers.

As a defensive line coach at Michigan, Hoke was part of three Big Ten champion teams (1997, 1998, 2000), including the 1997 national champion and Rose Bowl-winning squad, before being elevated to associate head coach in 2002.

**PLAYING AND PERSONAL:** A 1982 graduate of Ball State University, Hoke earned four letters (1977-80) as a linebacker with the Cardinals. He was part of the only two teams in Ball State football history to post undefeated conference seasons: as a player in 1978, and as the head coach in 2008. Hoke led Ball State to the 1978 MAC championship and as a team captain in 1980, earned All-MAC second-team honors.

He graduated from Fairmont East High School in Kettering, Ohio, in 1977.

He and his wife, the former Laura Homberger, have one daughter, Kelly.

**HISTORY:** Linebacker: Ball State 1977-80. College coach: Grand Valley State 1983, Western Michigan 1984-86, Toledo 1987-88, Oregon State 1989-94, Michigan 1995-2002, 2011-14 (head coach), Ball State 2003-08 (head coach), San Diego State 2009-10 (head coach), Oregon 2016, Tennessee 2017. Pro coach: Joined Panthers in 2018.





# JEFF IMAMURA

ASSISTANT SECONDARY/CORNERBACKS

TEXAS CHRISTIAN  
12TH NFL SEASON / 2ND PANTHERS SEASON

**COACHING:** Jeff Imamura begins his second season with the Panthers in 2018 as assistant secondary coach in charge of cornerbacks and nickelbacks. Imamura has 11 years of NFL coaching experience.

In his first season with the Panthers in 2017, Imamura helped a Panthers pass defense improve by nearly 40 yards per game over the year prior. In the season's final nine weeks, the Panthers tallied nine interceptions, including seven from the secondary. Those picks helped Carolina rank third in the NFL with a plus-eight turnover differential over that period. According to press box statistics, James Bradberry led all NFL cornerbacks with 85 tackles and ranked third by Pro Football Focus in opponent catch rate (25 percent) in the red zone.

The Panthers showed marked improvement throughout the year defensively, ranking first overall in red zone defense over the final seven games (32.0 percent) after ranking 29th through the first nine games. Carolina's man-to-man coverage completion rate also improved from 90 percent completions through the first quarter of the season to 75 percent and finally 50 percent in the last four games.

Prior to Carolina, Imamura worked as a defensive assistant with the St. Louis/Los Angeles Rams for two seasons, assisting with linebackers in 2016 and defensive backs in 2015. Over those two seasons, the Rams created 245 negative plays, the most in the NFL.

He contributed to a defense in 2016 that rated ninth in the NFL and featured linebackers Alec Ogletree, who earned All-Pro honors, and Mark Barron. Ogletree paced the team with 171 tackles, while Barron was second with 147. The year before, Imamura aided a secondary that helped the defense stand sixth in the league in third-down defense and tie for 10th in takeaways.

Previously, Imamura spent eight seasons from 2006-13 with the Minnesota Vikings, where he assisted with the secondary for two years and linebackers for six years. During that time, the Vikings finished among the NFL's top 10 in total defense four times, won consecutive NFC North titles in 2008 and 2009 and advanced to the NFC Championship in 2009.

From 2012-13, Imamura served as the Vikings' assistant secondary/safeties coach. In 2013, safeties Andrew Sendejo, Jamarca Sanford and Harrison Smith all placed in the top five on the team in tackles. Under Imamura's guidance, Smith earned all-rookie honors in 2012 after tying for the team lead with three interceptions, two of which were returned for touchdowns, while Sanford set a team record for

the most forced fumbles in a season by a defensive back with five. The defense allowed 64 fewer points than in 2011, improving 11 positions in scoring defense, and held opponents to 14 points or less in six games.

As a defensive assistant/assistant linebackers coach for the Vikings from 2006-11, Imamura coached three Pro Bowl linebackers in Chad Greenway, Heath Farwell and E.J. Henderson. Greenway led the Vikings in tackles for the fourth consecutive season in 2011 after topping the NFC in the category in 2010.

Minnesota's linebackers played a key role on a defense that allowed the fewest rushing yards in the NFL from 2006-08. In 2007, Henderson, Greenway and linebacker Ben Leber finished first, second and third on the team, respectively, in tackles for the league's best rushing defense. This followed Imamura's first season with the team in 2006 when the Vikings also ranked first against the run by surrendering the second fewest rushing yards since the NFL merger in 1970 with 985, an average of 61.6 per game.

Prior to entering the NFL, Imamura spent seven seasons on the college level, including 2003 as the outside linebackers coach at Saginaw Valley State. He helped the Cardinals end the regular season atop the Division II polls with an 11-0 record, win the Great Lakes Conference and finish seventh in the country in scoring defense, 12th in turnover margin and 22nd in passing defense. The Cardinals' outside linebackers accounted for over 60 percent of the team's sacks.

Prior to Saginaw Valley State, Imamura had a three-year stint from 2000-02 at Northern Arizona coaching the defensive line. In 2001, Imamura directed a unit that contributed to the Lumberjacks ranking first in the Big Sky Conference in run defense with an average of 107.8 yards per game and allowing a conference-low 12 rushing touchdowns as the team advanced to the Division I-AA playoffs for just the second time in school history.

He began his coaching career in 1997 at his alma mater, Texas Christian, as a defensive assistant, supporting the Horned Frogs' defensive backs coach and defensive coordinator.

**PLAYING AND PERSONAL:** Imamura graduated from Texas Christian with a degree in finance and later pursued an MBA at Colorado State.

**HISTORY:** College coach: Texas Christian 1997-99, Northern Arizona 2000-02, Saginaw Valley State 2003, Minot State 2014. Pro coach: Minnesota Vikings 2006-13, Los Angeles/St. Louis Rams 2015-16, joined Panthers in 2017.

ASSISTANT  
COACHES

VETERANS


ROOKIES

2017 IN REVIEW

RECORDS

TEAM HISTORY

REFERENCE



## JOE KENN

### STRENGTH AND CONDITIONING

WAKE FOREST  
8TH NFL SEASON / 8TH PANTHERS SEASON

**COACHING:** Known simply as "House" to players, Joe Kenn's goal as the Panthers' strength and conditioning coach is to protect and produce: protect the athletes' body armor and produce athletic based results. He is entering his eighth season with Carolina.

He employs a holistic and integrated philosophy in his comprehensive training plan that utilizes strength training, explosive development, high intensity interval training and performance-based nutrition. It is a structured approach that enhances players' physical attributes.

An accomplished strength and conditioning coach, Kenn's program was instrumental in Carolina's recent run of success, becoming just one of three NFC teams to reach the playoffs in four of the last five seasons. He was instrumental in Carolina's 15-1 season in 2015 and trip to Super Bowl 50. For his efforts, Kenn was named the 2015 NFL Strength Coach of the Year in a vote by his peers.

In 2013, Kenn earned the inaugural Professional Strength and Conditioning Coach of the Year award from the National Strength and Conditioning Association (NSCA). He won the collegiate version of the NSCA award at Arizona State in 2002.

Kenn came to the Panthers in 2011 from Big House Power Competitive Athletic Training, where he coached professional, college and high school athletes and teams from several sports. He had previously gained almost two decades of experience on the college level.

From 2008-09, he was the director of athlete development at Louisville, working specifically with the football program. In 2009, he was recognized as a master strength and conditioning coach by the Collegiate Strength and Conditioning Coaches Association. That same year, Cardinals center Eric Wood became Kenn's fourth first-round draft choice when the Buffalo Bills selected him 28th overall.

Kenn started his college coaching career at his alma mater, Wake Forest, in January 1991 as the assistant strength coach. Later that year, he went to Boise State as a graduate assistant and remained there for eight years. Elevated to the Broncos' strength and conditioning coach in 1994, Kenn was named the NSCA Big West Conference Strength and Conditioning Coach of the Year in 1998.

He then moved to Utah as the director of strength and conditioning for two years from 1999-2000. While with the Utes, Kenn supervised future Carolina Panthers wide receiver Steve Smith and tackle Jordan Gross and former NFL standout running back Mike Anderson. He also received accolades as the NSCA Mountain West Conference Strength and Conditioning Coach of the Year in 2000.

Kenn spent seven years at Arizona State from 2001-07, serving as the head strength and conditioning coach for football for two seasons before being promoted to head coach of sports performance in 2003 and overseeing all sports. During his tenure with the Sun Devils, he worked with future Baltimore Ravens linebacker Terrell Suggs.

Kenn entered coaching at Pinecrest Preparatory School in Fort Lauderdale, Fla., from 1989-90 as strength coach in addition to tutoring the offensive and defensive lines.

**PLAYING AND PERSONAL:** A two-year starter at guard for Wake Forest from 1987-88, Kenn earned the Bill George Award as the Demon Deacons' standout lineman as a junior and then garnered recognition as the school's weightlifter of the year and an All-American strength and conditioning athlete by the NSCA as a senior.

He graduated with a bachelor's degree in health and sports science from Wake Forest in 1988, added his strength and conditioning specialist certification in 1990 and obtained his master's degree in curriculum and instruction from Boise State in 1993.

Kenn and his wife, Angela, have two sons: Joseph and Peter, and a granddaughter Leighton Blaine and a grandson Joseph V.

**HISTORY:** Guard: Wake Forest 1987-88. College coach: Wake Forest 1991 (winter/spring), Boise State 1991-98, Utah 1999-2000, Arizona State 2001-07, Louisville 2008-09. Pro coach: Joined Panthers in 2011.



# JOHN MATSKO

**RUNNING GAME COORDINATOR**

**KENT STATE  
27TH NFL SEASON / 8TH PANTHERS SEASON**

**COACHING:** John Matsko was promoted to running game coordinator in 2016 after five seasons of excellent work with the Panthers' offensive line. Since Matsko's first season in 2011, Carolina ranks third in the NFL in rushing yards, including 30 consecutive regular season games with at least 100 rushing yards from Week 6 of 2014 to Week 3 of 2016, the longest streak in the NFL since Pittsburgh tallied 43 from 1974-77.

Three of the top five seasons in rushing average in franchise history have come in the last seven years under Matsko.

The Panthers ranked fourth in the NFL in rushing in 2017, averaging 131.4 rushing yards per game. The rushing attack was led by quarterback Cam Newton who rushed for a career-best 754 rushing yards. Along with Jonathan Stewart (680 yards) and Christian McCaffrey (435), the Panthers were the only team in the NFL with three players rushing for more than 400 yards. Left guard Andrew Norwell earned AP All-Pro First Team honors, while right tackle Daryl Williams earned AP All-Pro Second Team honors. Right guard Trai Turner was named to the Pro Bowl for the third consecutive season.

In 2016, Matsko's line was beset by injuries. Left tackle Michael Oher missed 13 games and center Ryan Kalil missed eight. Only one player, left guard Andrew Norwell, played the same position the entire season. Nevertheless, the group came together and helped the Panthers finish 10th in the NFL in rushing. Turner, who moved to right tackle for three games because of injuries, earned his second consecutive Pro Bowl selection.

Under Matsko's guidance in 2015, the offensive line played a prominent role for the NFL's top-scoring offense and second-best rushing offense, helping the Panthers win the NFC Championship and advance to Super Bowl 50. Kalil was named to the Pro Bowl for the fifth time and added All-Pro recognition, and Turner earned his first career Pro Bowl selection.

In 2014, Matsko stabilized a line that played much of the season with four starters who entered the NFL as undrafted rookies but still helped the Panthers finish seventh in the league in rushing and win the NFC South for the second consecutive year. Carolina fielded a different starting offensive line for seven consecutive games beginning in Week 6 before settling on a lineup that featured two rookies in guards Norwell and Turner.

In 2013, Matsko's unit featured five different starting combinations, and only two players – Kalil and tackle Jordan Gross – started all 16 games for a 12-4 team. Kalil was named first-team All-Pro and was selected to the Pro Bowl, while Gross also earned Pro Bowl honors.

In 2012, despite losing Kalil after five games and starting eight different combinations, the line helped Carolina total 5,771 yards, the third-highest mark in team history.

In his first season as the Panthers' offensive line coach in 2011, Matsko led a unit that helped Carolina rush for 2,408 yards, the third most in team history. The Panthers set team records with an average of 5.41 yards per carry and 139 rushing first downs and became the first team in NFL history to feature three 700-yard rushers. Kalil was named to the Pro Bowl and earned second-team All-Pro honors.

From 2008-10, Matsko helped the Baltimore Ravens rank in the top five in the NFL in rushing twice. He mentored Oher to the NFL all-rookie team in 2009, and in 2008 the team yielded only 33 sacks, the second fewest in team history.

Prior to joining Baltimore, Matsko served as offensive line coach of the Kansas City Chiefs from 2006-07. In 2006, the offensive line helped the Chiefs rank ninth in the NFL in rushing and compile a team-record 11 100-yard rushing games. Under Matsko's guidance, guards Will Shields and Brian Waters earned Pro Bowl recognition.

From 1999-2005, Matsko served as the offensive line coach for the St. Louis Rams. The Rams led the league in total offense for three consecutive years from 1999-2001, including a record 5,232 yards in 2000, and won Super Bowl XXXIV. He played an instrumental role in the development of two Pro Bowlers – tackle Orlando Pace and guard Adam Timmerman.

Matsko began his NFL coaching career as offensive line coach of the Phoenix Cardinals in 1992 and served in that capacity for two seasons. In 1993, the line opened holes for the Cardinals to have their first 1,000-yard rusher since 1985. He then moved to New Orleans in 1994 and coached three seasons with the Saints. Under Matsko's tutelage, tackle Willie Roaf made three Pro Bowls, and the Saints ranked third in the league for fewest sacks allowed in 1996.

Following his stint with New Orleans, Matsko assumed the same role from 1997-98 with the New York Giants, where they improved both their pass protection and run blocking. The Giants allowed 24 fewer sacks and jumped from 19th to seventh in the NFL in rushing in 1997 compared to 1996.

Before entering the NFL coaching ranks, Matsko spent 17 years on the college level. He worked as a graduate assistant at Miami (Ohio) from 1974-75 and returned as offensive line coach in 1977 after being the head coach at Danbury High School in Lakeside-Marblehead, Ohio, in 1976. Matsko served as offensive coordinator and offensive line coach at North Carolina from 1978-84 prior to stops as offensive line coach at Navy in 1985 and Arizona in 1986. He joined Southern California as offensive line coach in 1987 and was promoted to offensive coordinator in 1989 for his final three seasons with the Trojans.

**PLAYING AND PERSONAL:** Matsko played fullback at Kent State and lettered three years from 1970-72. He graduated with a bachelor's degree in business education in 1973 and later earned a master's degree in education from Miami (Ohio) in 1976. Matsko and his wife, Kim, have four children: two daughters, Marie and Liz, and two sons, John and Michael. Marie is married to Roque Jimenez and the couple has three children: Jackie, Lucas and Emily. Liz is married to Scott Munter and the couple has three children: Brooklyn, Zachary and J.D. Michael is married to Ariel Scoggins with sons, Noah and Leo. John is married to Casey Cunningham with a daughter, Eila.

**HISTORY:** Fullback: Kent State 1970-72. College coach: Miami (Ohio) 1974-75, 1977, North Carolina 1978-84, Navy 1985, Arizona 1986, Southern California 1987-91. Pro coach: Phoenix Cardinals 1992-93, New Orleans Saints 1994-96, New York Giants 1997-98, St. Louis Rams 1999-2005, Kansas City Chiefs 2006-07, Baltimore Ravens 2008-10, joined Panthers in 2011.

ASSISTANT COACHES

VETERANS

ROOKIES

2017 IN REVIEW

RECORDS

TEAM HISTORY

REFERENCE



## SAM MILLS III

ASSISTANT DEFENSIVE LINE

MONTCLAIR STATE  
14TH NFL SEASON / 14TH PANTHERS SEASON

**COACHING:** Sam Mills III is in his 14th season with Carolina and eighth as assistant defensive line coach in 2018. Mills has worked closely with a unit that has been among the NFL's most productive the past six seasons.

Since 2012, no group of defensive linemen has produced more sacks than Carolina's 219.0. In addition to getting to the quarterback, the defensive line has been integral in the Panthers' ability to stop the run as Carolina's rush defense has ranked in the top six in the NFL in four of the past six seasons, and overall ranks third with 96.2 rushing yards allowed since 2012.

In 2017, the defensive line helped the Panthers record 50 sacks, ranking third in the NFL and fourth in franchise history. Julius Peppers and Mario Addison led the team with 11.0 sacks each, the fifth pair of teammates with double-digit sacks in a season in franchise history. The line also helped the Panthers rank third in the league in rushing defense, giving up just 88.1 rushing yards a game, the second fewest in franchise history.

In 2016, Mills helped tutor a defensive line that produced 35 of the team's 47 sacks, which ranked second in the NFL. Addison produced a then-career-high 9.5 sacks, and defensive tackles Kawann Short and Star Lotulelei combined for 10 sacks, tied for the fifth-most sacks by a pair of defensive tackles in the NFL.

In 2015, Mills assisted a unit that was a linchpin for a defense that helped the Panthers reach Super Bowl 50. Carolina's defensive line recorded 33.5 of the team's 44 sacks. The unit contributed to a defense that ranked sixth in the NFL in total defense, the fourth consecutive season the team fielded a top-10 defense, and also helped Carolina rank fourth in the NFL in rushing defense.

Short enjoyed a breakout performance, tying for eighth in the NFL with 11 sacks - which tied for the most among defensive tackles. Defensive end Kony Ealy contributed five sacks and tied an NFL record with three sacks in the Super Bowl. Charles Johnson, slowed by injuries in the middle of the season, returned for the postseason to notch three sacks for the NFC champions. In all, 10 different defensive linemen notched at least one sack for the Panthers.

In 2014, Mills assisted a defense that finished 10th in the NFL in total defense. The defensive line totaled 32.5 of the team's 40 sacks, including a team-leading 8.5 by Johnson and four by Ealy, who earned all-rookie honors. In Carolina's 27-16 NFC Wild Card victory over Arizona, the defensive line gathered four sacks to help limit the Cardinals to an NFL postseason record 78 total net yards.

During the 2013 season, Mills aided a unit that helped the Panthers lead the NFL with 60 sacks, including a team-record nine at Atlanta, and rank second in total defense, second in rushing defense and sixth in passing defense. Defensive end Greg Hardy tied a team record with 15 sacks to earn Pro Bowl and second-team All-Pro honors, while Johnson posted 11 sacks to become the first player in team history with at least nine sacks in four consecutive seasons. Mills also played a key part in the development of all-rookie defensive tackles Lotulelei and Short.

In 2012, Mills worked with a line that was responsible for 37 of Carolina's 39 sacks. Johnson led the team with 12.5, and Hardy posted 11 as they became the first Panthers tandem to record double-digit sacks since 2002.

Prior to the 2011 season, Mills added assistant defensive line coach to his title along with serving as Carolina's defensive quality control coach, though he actually had been working with the defensive line since 2006. He assisted a line that accounted for 25.5 of the team's 31 sacks. Johnson paced the team with nine sacks, and young players received valuable experience as three rookies started games at defensive tackle.

After spending the 2005 season in a dual role as a strength and conditioning and defensive assistant, Mills was promoted to defensive quality control coach in 2006.

Mills is no stranger to the organization. His father, Sam, is the only Panthers player to have his number retired and is the only player inducted into the team's Hall of Honor. When his father played for the Panthers, Mills worked as a ball boy at training camp and later in the equipment room before joining the strength and conditioning program.

**PLAYING AND PERSONAL:** Mills followed in his father's footsteps by playing at Montclair (N.J.) State, where the elder Mills was an NCAA Division II All-America at linebacker. He started 20 games in two seasons at defensive back for the Red Hawks and totaled 71 tackles, two interceptions, 14 passes defensed, three forced fumbles and one fumble recovery.

Mills has been a member of the coaching staff of the East-West Shrine Game four times.

**HISTORY:** Defensive back: Monclair State 1997-1999. Pro coach: Joined Panthers in 2005.



# VINCENT RIVERA

## DEFENSIVE QUALITY CONTROL

CALIFORNIA  
1ST NFL SEASON / 1ST PANTHERS SEASON

**COACHING:** Vincent Rivera makes his coaching debut in 2018 as Carolina's defensive quality control coach.

In his role, Rivera breaks down game film, analyzes opponent tendencies and assists in the preparation of the defensive game plan.

Rivera worked as a football operations intern for the Panthers during the 2017 season.

**PLAYING AND PERSONAL:** Rivera began his collegiate career at the University of San Diego, redshirting in 2012 and seeing action at running back in 2013 before transferring to the University of California-Berkeley. After sitting out the 2014 season, Rivera played two seasons (2015-16) at Cal, seeing action at running back, wide receiver and on special teams. He finished his career at Cal with 44 catches for 487 yards and four touchdowns. Rivera graduated with a degree in film and media studies. Rivera is the nephew of Panthers head coach, Ron Rivera.

**HISTORY:** Running back: San Diego 2012-13, Running back/wide receiver: California 2014-16. Pro coach: Joined Panthers in 2018.

ASSISTANT COACHES

VETERANS

ROOKIES

2017 IN REVIEW

RECORDS

TEAM HISTORY

REFERENCE



# RICHARD RODGERS

SECONDARY

CALIFORNIA  
7TH NFL SEASON / 7TH PANTHERS SEASON

**COACHING:** Richard Rodgers is in his seventh season with the Panthers and fourth assisting with the defensive backs, working primarily with the team's safeties.

Since 2015, Carolina ranks second in the NFL with 51 total interceptions. Over that span, safety Kurt Coleman has recorded 11 interceptions, tied for fourth most in the NFL and second in the NFC.

The 2017 season saw the addition of veteran safety Mike Adams to the secondary. He recorded two interceptions and two fumble recoveries. In the season's final nine weeks, the Panthers tallied nine interceptions, including seven from the secondary. Those picks helped Carolina rank third in the NFL with a plus-eight turnover differential over that period.

In 2016, Rodgers worked with a position group that helped the Panthers tie for the NFC lead with 17 interceptions. Coleman led the team in interceptions for the second consecutive season, ranking fifth in the NFL among safeties with four picks.

Rodgers returned to his roots as assistant defensive backs coach for Carolina in 2015, after he had previously gained experience as a secondary coach for 11 years on the college level before entering the NFL. In 2015, Rodgers assisted a group that helped the Panthers rank sixth in the NFL in total defense and win the NFC Championship. Carolina limited opposing quarterbacks to an NFL-low 73.5 passer rating and paced the NFL in interceptions (24), total takeaways (39) and turnover differential (plus-20). Including the postseason, seven different defensive backs recorded interceptions for the Panthers. Coleman finished third in the NFL with seven interceptions, and cornerback Josh Norman earned All-Pro and Pro Bowl honors.

Rodgers came to Carolina in 2012 as special teams assistant and took over as special teams coordinator for the final seven games, a position he held through the 2014 season.

During the last seven games of the 2012 season, Rodgers had a positive effect on special teams play, helping the Panthers improve from 31st to 14th in the NFL in punt return average and from 18th to 10th in punt coverage. Rodgers' units also led the league in opponents' kickoff return average following a 30th-place finish in 2011.

In his first full season as the Panthers' special teams coordinator in 2013, Rodgers oversaw a unit that jumped to 13th in the *Dallas Morning News* special teams rankings one year after ranking last. The unit featured record-setting performances from kicker Graham Gano, punter Brad Nortman and kick returner Ted Ginn, Jr., while long snapper J.J. Jansen made the Pro Bowl.

Rodgers aided Gano in converting 24-of-27 field goal attempts, including a team-record and NFL-leading six makes from 50 yards or more, and topping the league with a 79.7 touchback percentage on kickoffs – then the best

mark in the league since 1992. Rodgers helped Nortman set team records with a gross average of 47.8 yards and net average of 41.6 yards, ranking fourth and fifth in the NFL, respectively. Ginn set a franchise record and ranked sixth in the NFL with a 12.2-yard punt return average.

Rodgers joined Carolina with 23 years of college experience. He coached at Holy Cross from 2005-11, spending his last six seasons as defensive coordinator after handling the secondary in 2005. Rodgers developed the Crusaders into one of the top defenses in the Patriot League. Five players from his unit earned All-Patriot League honors in 2009, 2010 and 2011.

From 2001-04, Rodgers tutored the secondary at New Mexico State. During his tenure, the Aggies amassed 45 interceptions while lowering their passing yardage allowed in each of his final three seasons. Previously, Rodgers worked at Portland State from 1997-2000. He oversaw the Vikings' secondary and special teams in addition to serving as the team's strength and conditioning coordinator.

Prior to Portland State, Rodgers had a two-year stint at San Jose State, working with the secondary and special teams from 1995-96. He started his coaching career as an assistant at Diablo Valley Community College from 1989-94.

Rodgers was also exposed to professional football along the way. He participated in the NFL's Minority Internship Program with the Oakland Raiders during training camp in 1996 and was the defensive backs coach for the Scottish Claymores of NFL Europe in 1998.

**PLAYING AND PERSONAL:** A two-time second-team All-Pac 10 Conference selection at California, where he was teammates with Carolina Panthers head coach Ron Rivera, Rodgers was the Golden Bears' special teams captain for three seasons. He called "The Play" in the huddle to defeat Stanford in 1982. Rodgers was the second and fourth player to handle the ball on the famed five-lateral kickoff return for a touchdown on the final play between the two rivals.

Rodgers then played defensive back and wide receiver for three seasons in the Arena Football League. He appeared in the league's first championship game in 1987, catching a 32-yard touchdown pass for the Denver Dynamite in Arena Bowl I.

He graduated from California with a degree in political science. He has a daughter, Kayla, and four sons, Richard II – a tight end for the Philadelphia – Christopher, Noah and Evan, and is married to Sara.

**HISTORY:** Defensive back: California 1980-83. Pro line-backer/wide receiver: Chicago Bruisers (AFL) 1987, Denver Dynamite (AFL) 1987, Los Angeles Cobras (AFL) 1988, Sacramento Attack (AFL) 1992. College coach: Diablo Valley Community College 1989-94, San Jose State 1995-96, Portland State 1997-2000, New Mexico State 2001-04, Holy Cross 2005-11. Pro coach: joined Panthers in 2012.



# STEVE RUSS

## LINEBACKERS

AIR FORCE  
1ST NFL SEASON / 1ST PANTHERS SEASON

**COACHING:** Steve Russ is in his first season coaching in the NFL in 2018, coaching Carolina's linebackers.

He spent six seasons (2012-17) at Air Force as the assistant head coach, including four (2014-17) as the defensive coordinator and defensive backfield coach. Russ served as co-defensive coordinator from 2012-13 with responsibilities coaching the inside linebackers (2013) and secondary (2012).

In 2017, the Air Force defense led the Mountain West Conference against the pass, allowing just 171.1 yards per game, a mark that ranked 10th nationally. The unit also ranked second in the conference and 14th in the country in opponent first downs.

In 2016, Russ' defensive unit ranked 10th nationally in rushing defense and 33rd in total defense. He coached defensive back Weston Steelhammer to three first-team all-conference selections, an Academy first, and to a pair of All-American honors in 2016. Steelhammer also earned the East-West Shrine Bowl Pat Tillman Award for leadership and citizenship.

In 2014, Russ' first season as the Falcons' sole defensive coordinator, Air Force improved in all four major categories, including a nation-best 15.8 points per game improvement to 24.2 allowed per game, moving 72 spots higher in the national rankings (33rd) than the previous season. The Falcons also improved in rushing, passing and total defense, including a more than 100-yard improvement in rushing defense to 135.6 yards per game. Air Force led the nation by improving from 119th nationally in 2013 to 28th in 2014, a 91-spot jump.

Russ came to Air Force, his alma mater, from Wake Forest where he spent four seasons (2008-11). Russ coached tight ends and fullbacks in his first two seasons before moving to the defensive side of the ball, coaching linebackers in 2010 and the secondary in 2011.

Wake's punt coverage team, which Russ coordinated, led the nation in punt return defense, allowing just nine yards all season in 2008.

When he took over the secondary in 2011, the Wake defense showed dramatic improvement. From 2010 to 2011, the pass efficiency defense improved 56 spots nationally, the third-down defense improved 52 spots and the scoring defense improved 45 spots. In 2011, Russ coached safety Josh Bush to first-team All-ACC and third-team AP All-America honors. Bush was drafted in the sixth round by the New York Jets. Russ coached Merrill Noel, who was named the ACC Defensive Rookie of the Year and was a Freshman All-American by numerous

publications as he led the country in pass break-ups. He also coached Tommy Bohanon, a fullback that was drafted in the seventh round of the 2013 Draft by the New York Jets.

Russ also coached at Syracuse (2005-07) where he led linebackers in 2005 and 2006, before being promoted to defensive coordinator in 2007. While at Syracuse, Russ coached linebacker Kelvin Smith, a seventh-round draft pick in 2007 by the Miami Dolphins.

He also coached linebackers as an assistant at Ohio (2001-04), coaching alongside current Panthers defensive coordinator Eric Washington. Russ began his coaching career at Air Force as a graduate assistant strength coach in 1995.

**PLAYING AND PERSONAL:** While playing at Air Force, Russ earned second-team All-WAC honors in 1994 and was selected to play in both the Blue-Gray All-Star game and the East-West Shrine game following his senior season. Russ received Air Force's Brian Bullard Award, which is the program's highest honor, in 1994 and was a seventh-round draft pick of the Denver Broncos in the 1995 NFL Draft. He was just the fifth player in Air Force history to be drafted in the NFL.

Following two years of active service in the military, Russ joined the Broncos and spent four seasons (1997-2000) with the team, and he was a part of Denver's 1997 and 1998 Super Bowl Championship teams. He played in 24 career games as a linebacker and on special teams.

A native of Stetsonville, Wis., Russ and his wife, Betsy, are the parents of a daughter, Mackenzie, and a son, Tyler.

**HISTORY:** Linebacker: Air Force 1990-94. Pro linebacker Denver Broncos 1997-2000. College coach: Ohio 2001-04, Syracuse 2005-07, Wake Forest 2008-2011, Air Force 2012-17. Pro coach: Joined Panthers in 2018.

ASSISTANT  
COACHES

VETERANS

ROOKIES

2017 IN REVIEW

RECORDS

TEAM HISTORY

REFERENCE



# JIM SKIPPER

## RUNNING BACKS

WHITTIER COLLEGE  
32ND NFL SEASON / 15TH PANTHERS SEASON

**COACHING:** Jim Skipper is in his 15th overall season with Carolina in 2018, coaching the running backs.

Since he rejoined the team in 2013, Carolina has ranked fourth in the NFL in rushing, averaging 128.9 yards per game. In that range, the team produced 30 consecutive regular season games with at least 100 rushing yards from Week 6 of 2014 to Week 3 of 2016, the longest streak in the NFL since Pittsburgh tallied 43 from 1974-77.

In Skipper's 15 seasons with the Panthers, Carolina has ranked in the top 10 in the NFL in rushing seven times, including each of the last four seasons.

Skipper and the Panthers welcomed first-round draft pick Christian McCaffrey to the running back fold in 2017. McCaffrey set a number of franchise records, including most receptions (80), receiving yards (651) and receiving touchdowns (5) by a running back in a single season. He also set the franchise record for most receptions by a rookie (80), scrimmage yards by a rookie (1,086), yards after catch by a rookie (593) and first downs by a rookie (57). In Week 4 of the season, Jonathan Stewart became the franchise's all-time leading rusher. Stewart finished with 680 rush yards, his eighth 600-yard rushing season. Only three NFL players have more 600-yard rushing seasons since 2008.

The Panthers led the NFL in rushing over the final nine games and ended the 2017 season ranked fourth in the league with 131.4 rushing yards. The Panthers were the only NFL team with three different players rushing for more than 400 yards.

In 2016, Skipper oversaw a position group that helped the Panthers rank 10th in the NFL in rushing, averaging 113.4 yards per game. Despite missing three games to injury, Stewart rushed for nine touchdowns, his most since scoring 10 in back-to-back seasons in 2008 and 2009. Fullback Mike Tolbert earned Pro Bowl honors for the second consecutive season.

During the 2015 season, Skipper's backs powered the Panthers to a second-place finish in the NFL with an average of 142.6 rushing yards per game, setting a franchise record. Tolbert earned his second career Pro Bowl and All-Pro selections, and Stewart earned his first Pro Bowl selection after finishing with a team-leading 989 rushing yards. Carolina advanced to Super Bowl 50, set team records with an NFL-leading 500 points and 59 touchdowns and gained a team-record 357 first downs.

In 2014, Skipper's position group was hit hard by injuries as four different players started games at running back. However, in the season's final five games, Stewart rushed for 486 yards, the second-most in the NFL. The Panthers finished seventh in the NFL in rushing with 2,036 yards, averaging 185.0 yards per game in the last seven games including the playoffs.

Skipper returned to Carolina in 2013 after working as the running backs coach for the Tennessee Titans from 2011-12. In each of Skipper's years with the Titans, running back Chris Johnson surpassed rushing 1,000 yards, giving Skipper eight different 1,000-yard rushers in his 30 seasons as an NFL coach.

Skipper previously served as the Panthers' running backs coach from 2002-10 and was assistant head coach for the final five years. During his tenure, Carolina's running game thrived

despite using 10 different starting halfbacks. Three players (Stephen Davis, DeAngelo Williams and Stewart) reached the 1,000-yard rushing mark, and eight (Dee Brown, Davis, DeShaun Foster, Nick Goings, Mike Goodson, Lamar Smith, Stewart and Williams) had at least one 100-yard rushing game.

In 2009, Stewart and Williams became the first set of teammates in NFL history to each rush for more than 1,100 yards in the same season as the Panthers set a franchise record and finished third in the NFL with 2,498 yards. Stewart led the way with 1,133 yards, the third-highest total in team history, while Williams became the first player in team history to record consecutive 1,000-yard seasons and earned his first Pro Bowl selection after compiling 1,117 yards.

A year earlier in 2008, Williams set team records with 1,515 rushing yards and 18 rushing touchdowns, and Stewart established a team rookie record with 836 rushing yards and notched 10 touchdowns to propel Carolina to a ranking of third in the NFL in rushing yards. Along the way, they became the first Panthers to both gain 100 yards in the same game, accomplishing the feat versus Detroit and versus Tampa Bay en route to a team single-game record 299-yard rushing performance.

Skipper's best effort may have come in 2004 when Carolina started four different halfbacks because of injuries. Over the last eight games, Goings, a former undrafted free agent, recorded five 100-yard outings. That came after a 2003 season in which Skipper helped the Panthers to 2,091 rushing yards and an appearance in Super Bowl XXXVIII, while Davis earned Pro Bowl honors with 1,444 yards, the second-most in team history.

Skipper originally came to Carolina after spending four years with the New York Giants from 1997-2000 and serving as head coach of the NFL's San Francisco Demons in 2001. In 1996, Skipper coached one season with the Arizona Cardinals.

Skipper began his NFL coaching career as running backs coach with the New Orleans Saints in 1986, coaching there through 1995. During his 10 years with New Orleans, Skipper coached two Pro Bowlers, Rueben Mayes and Dalton Hilliard.

Skipper entered coaching as the defensive backs coach at Cal Poly-Pomona in 1974 before joining San Jose State in 1977. He switched to offense as running backs coach at Pacific in 1979 and then coached at Oregon from 1980-82. Skipper made his foray into the professional coaching ranks with the USFL's Philadelphia/Baltimore Stars from 1983-85.

**PLAYING AND PERSONAL:** A graduate of Whittier College, Skipper played defensive back and also served as a kick and punt returner for the Poets. Born in Breaux Bridge, La., he grew up in Brawley, Calif. Skipper and his wife, ElMarie, have three sons, Kelly, Tim and Courtney. Kelly is the running backs coach for the Buffalo Bills. Tim is the linebackers coach at Florida. Courtney is the academic advisor for the Arizona State football team.

**HISTORY:** Defensive back; Whittier College 1971-72. College coach: Cal Poly-Pomona 1974-76, San Jose State 1977-78, Pacific 1979, Oregon 1980-82. Pro coach: Philadelphia/Baltimore Stars (USFL) 1983-85, New Orleans Saints 1986-95, Arizona Cardinals 1996, New York Giants 1997-2000, San Francisco Demons (NFL) 2001 (head coach), Carolina Panthers 2002-10, Tennessee Titans 2011-12, rejoined Panthers in 2013.





# LANCE TAYLOR

## WIDE RECEIVERS

ALABAMA  
6TH NFL SEASON / 3RD PANTHERS SEASON

**COACHING:** Lance Taylor begins his second season in Carolina in 2018 after he returned to the Panthers in 2017 as the team's wide receivers coach. He was the running backs coach at Stanford for three seasons from 2014-16, and previously served as the Panthers' assistant wide receivers coach in 2013.

In 2017, Taylor coached a wide receiver corps that saw 14 different players make a reception, one shy of the franchise record, and nine different players hauling in a receiving touchdown, tying the franchise record.

He helped Devin Funchess have a career season as he set new career highs in receptions (63), receiving yards (840) and receiving touchdowns (8). He also worked with first-round draft pick and former pupil from Stanford, Christian McCaffrey, who finished as the franchise record-holder for most receptions (80), receiving yards (651) and receiving touchdowns (5) by a running back in a single season. He also set the franchise record for most receptions by a rookie, scrimmage yards by a rookie (1,086), yards after catch by a rookie (593) and first downs by a rookie (57).

While at Stanford, Taylor played a key role in the development of McCaffrey, a Heisman Trophy finalist. In 2015, McCaffrey set a school record with 2,019 rushing yards, earning Associated Press Player of the Year honors. At the same time, Taylor guided McCaffrey to team highs of 45 receptions, 645 receiving yards and five receiving touchdowns, making him the only FBS player to lead his team in rushing and receiving yards.

During his first stint with the Panthers in 2013, he contributed a team that won the NFC South. He worked with a receiving corps that featured three players with more than 500 receiving yards and at least four receiving touchdowns.

Prior to joining Carolina, Taylor spent three seasons with the New York Jets from 2010-12, serving as a coaching intern in 2010, offensive quality control coach in 2011 and assistant tight ends/quality control coach in 2012. As assistant tight ends coach, Taylor helped tight ends Jeff Cumberland and Dustin Keller rank second and third on the team with 29 and 28 catches, respectively.

In 2009, Taylor coached wide receivers at Appalachian State. Under his tutelage, the Mountaineers set school records with 284 receptions and 3,621 receiving yards. The team finished 11-3, won the Southern Conference title and advanced to the NCAA Football Championship Subdivision semifinals.

He began his coaching career as a graduate assistant for Nick Saban at his alma mater, Alabama, from 2007-08.

**PLAYING AND PERSONAL:** A walk-on at Alabama before earning a scholarship, Taylor played in 38 consecutive games at wide receiver from 1999-2003. As a senior, he was named special teams captain.

Taylor then played professionally for the Colorado Crush and Columbus Destroyers of the Arena Football League and Green Bay Blizzard and Louisville Fire of af2 from 2004-06.

He graduated from Alabama with a degree in business management. Taylor's father, James, also attended Alabama and was a member of the school's 1973 national championship team as a running back under legendary head coach Paul "Bear" Bryant.

Taylor and his wife have two children.

**HISTORY:** Wide receiver: Alabama 1999-2003. Pro wide receiver/defensive back: Colorado Crush (AFL) 2004, Columbus Destroyers (AFL) 2005, Green Bay Blizzard (af2) 2005, Louisville Fire (af2) 2006. College coach: Alabama 2007-08, Appalachian State 2009, Stanford 2014-16. Pro coach: New York Jets 2010-12, Carolina Panthers 2013, rejoined Panthers in 2017.

ASSISTANT  
COACHES

VETERANS

ROOKIES

2017 IN REVIEW

RECORDS

TEAM HISTORY

REFERENCE



# DREW TERRELL

## OFFENSIVE QUALITY CONTROL

STANFORD  
1ST NFL SEASON / 1ST PANTHERS SEASON

**COACHING:** Drew Terrell makes his NFL debut and is in his first season as Carolina's offensive quality control coach in 2018. In his role, Terrell breaks down opponent game film and presents statistical analysis to identify opponent tendencies and assist the offensive coaching staff in game plan preparation.

Terrell joined the Panthers after three seasons (2015-17) at the University of Michigan where he was an offensive graduate assistant coach, working with the wide receivers and returners his first two seasons, and the cornerbacks and returners in his final season.

At Michigan, Terrell coached two receivers who were selected in the 2017 NFL Draft as Amara Darboh was chosen by Seattle in the third round and Jehu Chesson was chosen by Kansas City in the fourth round.

Terrell's coaching success continued on the defensive side of the ball in 2017 as Pro Football Focus rated Michigan's starting corners David Long and Lavert Hill as one of the top duos in the nation. Long posted the nation's lowest passer rating when targeted at 17.6.

As an offensive graduate assistant coach at Virginia Tech in 2014, Terrell worked with receivers Cam Phillips and Isaiah Ford, who rank first and second in Virginia Tech's all-time record books in receptions and receiving yards. Ford was selected by Miami in the seventh round of the 2017 NFL Draft.

**PLAYING AND PERSONAL:** Terrell was a four-year letterman at wide receiver and punt returner at Stanford University (2009-12), earning honorable mention All-Pac-12 as a returner three times. He was a part of four consecutive bowl teams with the Cardinal, and was Stanford's leading receiver in 2012, when the team finished with a 12-2 record and won both the Pac-12 championship and the Rose Bowl.

Last name is pronounced Tuh-RELL.

**HISTORY:** Wide receiver: Stanford 2009-12. College coach: Virginia Tech 2014, Michigan 2015-17. Pro coach: Joined Panthers in 2018.



# SCOTT TURNER

## QUARTERBACKS

NEVADA-LAS VEGAS  
7TH NFL SEASON / 3RD PANTHERS SEASON

**COACHING:** Scott Turner returns to Carolina as quarterbacks coach in 2018. This is Turner's second stint with the Panthers, having previously served as the team's offensive quality control coach from 2011-12.

Turner most recently served as the University of Michigan's senior offensive analyst in 2017. The Wolverines went 8-5 and advanced to the Outback Bowl, while the offense featured three running backs who averaged 5.0 yards per carry or better and the team rushed for more than 2,000 yards for the third consecutive season.

Prior to joining Michigan, Turner worked as the Minnesota Vikings quarterbacks coach from 2014-16. In 2016, Turner helped quarterback Sam Bradford set an NFL record in completion percentage (71.6) and guided him to Vikings records in single-season completions (395), interception percentage (0.9; five in 552 attempts) and single-season completion percentage (71.6). Bradford notched the fourth-highest passer rating in Vikings history with a career-best 99.3.

In 2014 and 2015, Turner worked with first-round draft choice Teddy Bridgewater. In 2015, Bridgewater was selected to his first Pro Bowl in his second season in the NFL and his first as a full-time starter. Bridgewater, who led the team to its first NFC North championship since 2009, bumped his passer rating up from 85.2 to 88.7 and threw three fewer interceptions while playing in three more contests than his initial season. He finished with 3,231 yards passing and 14 passing touchdowns, while rushing for three touchdowns. With 17 combined wins from 2014 and 2015, Bridgewater tied Brett Favre and Warren Moon for the most wins in team history among quarterbacks in their first two seasons with the franchise.

In 2014, Turner helped Bridgewater to the best season for a rookie quarterback in Vikings history, setting virtually every franchise rookie passing record and producing the third-best completion percentage (64.6) and the seventh-highest passer rating (85.2) in NFL history for a rookie. In Bridgewater's first career start vs. Atlanta in Week 4, the rookie threw for a season-best 317 yards and helped the offense pile up 558 net yards, the fourth-most in team history, in a 41-28 win.

In 2013, Turner coached wide receivers for the Cleveland Browns, helping Josh Gordon to the best receiving season in Browns history. Despite appearing in just 14 games, he became the first player in Browns history to lead the NFL in receiving yards (1,646) and became the first player in NFL history with back-to-back 200-yard receiving games.

Turner entered NFL coaching with two seasons as offensive quality control coach for the Panthers in 2011 and 2012. The Panthers recorded two of the top three seasons in franchise history in terms of net yards, setting the all-time mark with 389.8 yards per game in 2011 and 360.7 in 2012. Quarterback Cam Newton was named NFL Offensive Rookie of the Year in 2011. His 14 rushing touchdowns broke the NFL record for rushing touchdowns by a quarterback and were just one shy of the NFL record of rushing touchdowns by a rookie.

Prior to Turner's first stint in Carolina, he spent three seasons at the University of Pittsburgh, two as an offensive assistant and the last as wide receivers coach. Turner made his coaching debut in 2005 as a graduate assistant at Oregon State before serving as the offensive coordinator at South County (Va.) Secondary School from 2006-07.

**PLAYING AND PERSONAL:** A three-year letterman at Nevada-Las Vegas from 2002-04, Turner graduated with a degree in psychology. He served as a reserve quarterback for the Rebels as a junior and senior and played on special teams as a sophomore after being redshirted as a freshman. He earned his college degree in psychology from UNLV in 2006.

Turner is the son of Panthers offensive coordinator, Norv Turner. The two previously coached together in Minnesota from 2014-16 and in Cleveland in 2013.

**HISTORY:** Quarterback: Nevada-Las Vegas 2002-04. College coach: Oregon State 2005, Pittsburgh 2008-10, Michigan 2017. Pro coach: Carolina Panthers 2011-12, Cleveland Browns 2013, Minnesota Vikings 2014-16, re-joined Panthers in 2017.

ASSISTANT  
COACHES

VETERANS

ROOKIES

2017 IN REVIEW

RECORDS

TEAM HISTORY

REFERENCE

# TRAVELLE WHARTON

## ASSISTANT OFFENSIVE LINE

SOUTH CAROLINA  
1ST NFL SEASON / 1ST PANTHERS SEASON



**COACHING:** Travelle Wharton began his NFL coaching career in 2018 when he was hired as the Panthers offensive line assistant coach.

Wharton will assist run game coordinator John Matsko, his position coach in 2011 and 2013.

Wharton worked with the Panthers prior to the 2017 season in offseason workouts and training camp as part of the NFL Bill Walsh Diversity Coaching Fellowship.

Wharton made his coaching debut with his alma mater, the University of South Carolina, with one season of coaching in 2015. He was initially named offensive quality control coach, but then was promoted to offensive line coach midway through the 2015 season.

**PLAYING AND PERSONAL:** Wharton is a veteran of 10 NFL seasons, nine (2004-11, 2013) with the Panthers and one with the Cincinnati Bengals (2012). With the Panthers, Wharton started 111 of 115 regular season games played, the third-highest totals by an offensive lineman in team history.

Wharton anchored the offensive line on Carolina's top three seasons of rushing in franchise history in 2009 (2,498), 2008 (2,437) and 2011 (2,408). Carolina ranked third in the NFL in rushing in all three of those seasons. The Panthers averaged 5.41 yards per carry in 2011, a mark that led the NFL and set a franchise record.

In 2008, Wharton helped protect Panthers quarterback Jake Delhomme as Carolina allowed just 20 sacks, a mark that ranked sixth in the NFL and still stands as the franchise record.

Wharton played in five postseason games, helping the Panthers advance to the playoffs in 2005, 2008 and 2013.

A native of Fountain Inn, S.C., Wharton played collegiately at South Carolina where he was a four-year letterwinner (2000-03) and earned All-SEC recognition in his junior and senior seasons. He also earned Freshman All-America honors and a spot on the All-SEC Freshman team. He was selected in the third round of the 2004 NFL Draft by the Panthers.

**HISTORY:** Offensive lineman: South Carolina 2000-03. Pro offensive lineman Carolina Panthers 2004-11, 2013, Cincinnati Bengals 2012. College coach: South Carolina 2015. Pro coach: Joined Panthers in 2018.



# MARTY HURNEY

GENERAL MANAGER

CATHOLIC  
27TH NFL SEASON / 17TH PANTHERS SEASON

Marty Hurney was named general manager of the Carolina Panthers on February 21, 2018. He previously worked for the Panthers from 1998-2012, serving as director of football administration in 1998, director of football operations from 1999-2001 and general manager from 2002-12. He was the team's interim general manager during the 2017 season, helping the team to an 11-5 finish and a trip to the playoffs.

With Hurney as general manager, the Panthers have made four playoff appearances, including one that resulted in a trip to Super Bowl XXXVIII, and earned two NFC Championship appearances and two NFC South titles.

Near the end of his first stint as GM, Hurney drafted quarterback Cam Newton in 2011 and linebacker Luke Kuechly in 2012. The two players each won NFL Rookie of the Year, making Carolina just the fourth team to have consecutive offensive or defensive rookies of the year since the Associated Press started presenting the awards in 1967.

This continued a string of successful first-round selections for Hurney after he assumed general manager responsibilities in 2002 when defensive end Julius Peppers earned NFL Defensive Rookie of the Year. Offensive tackle Jordan Gross, drafted in 2003, became one of the NFL's top tackles over his 11 seasons and is the Panthers' all-time leader with 167 games started. Following in 2004 was cornerback Chris Gamble, who ranks first in team history with 27 interceptions. Then came linebacker Thomas Davis, the franchise's all-time leader with 1,086 tackles, in 2005. Next in 2006 was running back DeAngelo Williams, who leads the team with 6,846 career rushing yards. 2008 brought running back Jonathan Stewart, who stands second in team history with 6,638 rushing yards.

Hurney also displayed an ability to multiply picks to strengthen the roster. In 2007, he traded Carolina's first-round selection (11th overall) to the New York Jets in exchange for their first-round choice (25th overall) and second-round pick. Hurney proceeded to take linebacker Jon Beason with the first-round selection and center Ryan Kalil with the second-round choice, and both developed into Pro Bowl players.

The ability to find value was not limited to the first couple of rounds of the draft under Hurney. For example, the Panthers selected future Pro Bowl cornerback Josh Norman in the fifth round of the 2012 draft under Hurney, who also enjoyed significant success in free agency during his tenure.

Veteran free agent signings included running back Stephen Davis, quarterback Jake Delhomme and wide receiver Ricky Proehl, all who played prominent roles on Carolina's Super Bowl XXXVIII team. Through trades he acquired tight end Greg Olsen and long snapper J.J. Jansen. Davis, Delhomme, Jansen and Olsen, along with veteran free agents linebacker Mark Fields and guard Mike Wahle, joined 11 of Hurney's draft choices as Pro Bowl players.

It is a resume that has brought favorable notice to Hurney, who was second in NFL Executive of the Year balloting in 2003 and recognized by *Forbes.com* as one of the top 10 executives in professional sports in 2007. A year earlier, he earned the same honor from *FoxSports.com*. Hurney's promotion to general manager in 2002 was the culmination of a 15-year NFL apprenticeship under some of the game's most astute coaches and executives. He originally joined the Panthers in 1998 from the San Diego Chargers and managed the salary cap under head coaches Dom Capers and George Seifert.

He first caught the eye of former Washington Redskins owner Jack Kent Cooke when Hurney was a newspaper reporter covering the team's championship runs in the 1980s. Developing an association with Cooke, head coach Joe Gibbs and general manager Bobby Beathard, Hurney joined the Redskins public relations department in 1988. In 1990, Hurney moved with Beathard to San Diego, serving as the general manager's assistant with responsibilities that included organizing the scouting department and player contracts and overseeing the day-to-day football administration.

With the advent of the salary cap in 1993, Hurney emerged as the club's specialist in compliance management, earning distinction as both an administrator and negotiator and playing an integral role in San Diego's AFC Championship in 1994.

A native of Wheaton, Md., Hurney graduated from Catholic University in Washington, D.C., and began his career as a journalist with the *Montgomery Journal* in Silver Spring, Md. In 1978, he moved to the *Washington Star* and worked on that paper for three years before going to the *Washington Times*, where he spent five years as a beat writer covering the Redskins.

MARTY HURNEY

VETERANS

ROOKIES

2017 IN REVIEW

RECORDS

TEAM HISTORY

REFERENCE



## MATT ALLEN

**DIRECTOR OF PRO PERSONNEL**

ELON  
9TH NFL SEASON / 9TH PANTHERS SEASON

Matt Allen is in his ninth season with the Carolina Panthers and second season as the team's director of pro personnel after being elevated to the position in May 2017. In his role, Allen oversees a staff that is responsible for scouting upcoming opponents, evaluating free agents, monitoring the waiver wire and continually assessing talent across all professional football leagues.

Prior to being named the director, Allen served as a pro scout from 2013-16, after three seasons (2010-12) as the team's combine scout. As a pro scout, Allen assisted in the evaluation of professional free agents and helped with the advance scouting reports on future opponents. As combine scout, Allen covered all colleges in North Carolina,

South Carolina and Virginia as the team's representative for National Football Scouting. He also was responsible for assisting college scouts in the evaluation of prospects for the annual NFL Draft.

Allen began his career with the Panthers in 2000 helping the equipment manager with all facets of operation. Upon college graduation, he transitioned into college scouting by accepting the assistant position.

Allen graduated from Elon University, where he earned a bachelor's degree in Leisure and Sports Management. A graduate of Myers Park High School in Charlotte, N.C., Allen, his wife Martha and two sons, Harris and Elliott, live in Charlotte.



## MARK CARRIER

**SENIOR ADVISOR TO THE GENERAL MANAGER**

NICHOLLS STATE  
8TH NFL SEASON / 8TH PANTHERS SEASON

Mark Carrier is in his eighth season with Carolina. 2018 marks his first year as senior advisor to the general manager.

In his role, he consults with general manager Marty Hurney on all football-related topics, including player evaluations, staff makeup and team direction. He attends events throughout the calendar year to interact with draft-eligible players and assess their team fit. He also oversees all minority coaching program hires over the course of the spring through training camp. He has continued to perform aspects of his previous position by helping players transition into the NFL and through their playing and post-playing careers.

Carrier had served as the team's director of player engagement since 2011. In that role, he oversaw all activities in the department of player engagement. His initiatives included an offseason program for newly drafted and

newly signed rookie players teaching financial education, mentorship opportunities and social responsibility. He also worked with veteran players on leadership and team dynamics as well as career transition education and opportunities. His department worked closely with alumni affairs to promote opportunities for continuing education and career development.

Carrier played 12 seasons in the NFL as a wide receiver, spending the final four seasons (1995-98) of his career with the Panthers. He notched a 1,000-yard receiving season in the team's inaugural campaign in 1995. He led the team with 808 receiving yards and six receiving touchdowns in 1996, carrying Carolina to the NFC West division title and a playoff berth in just the team's second season.

Carrier finished his Panthers career with 2,547 receiving yards, a mark that still ranks fifth all-time in franchise history.



## MARK HOBBS

### VIDEO DIRECTOR

HOUSTON  
28TH NFL SEASON / 24TH PANTHERS SEASON

Mark Hobbs is in his 24th season with the Carolina Panthers, serving as the club's video director since 1999.

In his role, he oversees the football operation's video team, in charge of capturing, editing and organizing team video for the coaching and personnel staff on a variety of platforms throughout the season and off-season.

In 2017, Hobbs implemented a new system of telescoping cameras to film practice from a central location.

Hobbs joined the Panthers in the team's inaugural season in 1995 as assistant video director. He joined the Panthers

from the CFL's Sacramento Gold Miners, where he served as video coordinator for the 1994 season.

Prior to joining the Gold Miners, Hobbs was the video coordinator at the University of Houston from 1989-91.

Hobbs began his NFL tenure with the Houston Oilers as an equipment assistant in 1984 before joining the video staff as an assistant in 1988.

Hobbs is a 1988 graduate of the University of Houston with a bachelor's degree in business.



## JEFF MORROW

### SENIOR DIRECTOR OF COLLEGE SCOUTING

KENT STATE  
24TH NFL SEASON / 21ST PANTHERS SEASON

Jeff Morrow was named Carolina's senior director of college scouting in July 2018, after being elevated to director of college scouting prior to the 2017 season. He is entering his 24th season in the NFL, including 21 with the Panthers. In his role, Morrow works closely with the general manager in determining selections in each NFL Draft. He oversees the team's entire college scouting staff, manages NFL Draft preparations and is responsible for the evaluation of draft prospects and college free agents throughout the country, while also evaluating Panthers personnel and team needs.

Prior to becoming the director, Morrow spent one season as the assistant director of college scouting in 2016. Morrow originally joined the Panthers in 1998 as an area scout following three years with National Football Scouting and

14 years as a college coach. He was elevated to national scout in 2001 and earned the title of national scout/senior college scout in 2012.

Morrow coached at the University of Evansville from 1981-83 before moving to Tennessee from 1984-85 as a graduate assistant working with quarterbacks. He went to Morehead State (Ky.) from 1986-88, and served as offensive coordinator and quarterbacks/wide receivers coach prior to joining Louisville from 1989-94, and coaching receivers and kickers. He joined National Football Scouting in 1995.

A quarterback and punter at Kent State from 1979-80 after transferring from Inver Hills Community College, Morrow is a graduate of Champaign (Ill.) Centennial High School. He and his wife, Julie, have a son, Jordan, and live in Louisville, Ky.



## BRYAN PORTER

### DIRECTOR OF FOOTBALL OPERATIONS

N.C. STATE  
16TH NFL SEASON / 16TH PANTHERS SEASON

Bryan Porter is in his second season as director of football operations after being promoted prior to the 2017 season. Porter is in his 16th season overall with the Panthers. In his role, Porter oversees and directs the football operations staff, budget, team travel, training camp and the day-to-day football operations.

Porter was the football operations manager from 2011-17, where he planned and executed all travel, including bus and hotel contracts, while also managing training camp operations.

Prior to his promotion to manager, Porter was the Panthers' football operations coordinator from 2006-11 and operations assistant from 2003-06.

He worked as a team equipment intern in 2001 and 2002 after starting as an intern with the public relations department in the spring of 2001.

Porter played football at Guilford College from 1996-99. He earned his undergraduate degree from N.C. State in business management in 2001.

Porter and his wife, Nicki, have two children, Davis and Henry.



## ROB ROGERS

### DIRECTOR OF FOOTBALL ADMINISTRATION

HARVARD  
24TH NFL SEASON / 24TH PANTHERS SEASON

Rob Rogers enters his 10th season as the Panthers director of football administration. Rogers works closely with general manager Marty Hurney on the development of overall player budget parameters, roster management, as well as the crafting of contract proposals, negotiation strategies, and salary cap management. In this role, Rogers performs extensive research and analysis of NFL player contracts and statistics throughout the National Football League and directly conducts the majority of contract negotiations with player representatives.

In the past 15 years, Rogers has negotiated contracts for 13 Panthers first-round draft choices, as well as numerous other drafted players and free agents. He has played an integral role in the Panthers concerted effort to re-sign their core players. Rogers also works with the general manager on issues pertaining to the NFL Collective Bargaining Agreement.

As the club liaison to the NFL Management Council, he ensures that the Panthers remain in compliance with all NFL personnel, contract, and labor-related issues. Rogers has been a member of the NFL Club Services Committee for 14 years, a group comprised of various front office executives from around the league tasked with providing guidance and feedback on technology integration initiatives to the development staff of the NFL Management Council.

Rogers joined the Panthers staff in 1995 working with the coaching staff in a role that was part quality control assistant and part in-house business analyst.

A 1993 graduate of Harvard University with a bachelor's degree in Government, Rogers played football and wrestled two years for the Crimson. Rogers and his wife Clair live in Charlotte with their daughter Emma and son Brady.





## DON TONER

### EQUIPMENT MANAGER

BUFFALO  
24TH NFL SEASON / 24TH PANTHERS SEASON

Don Toner is in his 24th season with the Carolina Panthers, and his first as equipment manager, in 2018.

Toner is just the second equipment manager in franchise history following Jackie Miles, who served as the equipment manager from the team's inception through the 2017 season.

Prior to his promotion, Toner served as the Panthers assistant equipment manager from 1995-2017, joining the franchise after nine years as an equipment assistant for the Buffalo Bills. Toner began his career with the Bills in

high school, assisting the equipment staff during training camp and gradually increasing his responsibility until he began traveling with the team in 1988.

Toner and his wife Joelle, have a son, Donny, and a daughter, Nicole.



## RYAN VERMILLION

### HEAD ATHLETIC TRAINER

MIAMI (FL)  
27TH NFL SEASON / 17TH PANTHERS SEASON

Ryan Vermillion is in his 17th season as head athletic trainer for the Carolina Panthers in 2018. He has nearly three decades of experience in the NFL.

Vermillion is responsible for the coordination of all aspects of health care for the team. He manages the athletic training room, including all full-time athletic trainers and season-long certified intern athletic trainers. He and his staff are experienced in risk management and injury prevention, pathology of injuries and illnesses, conditioning and rehabilitation; and the nutritional aspects of injuries and illnesses.

In 2016, Vermillion was given the Fain-Cain Memorial Award for Outstanding NFL Athletic Trainer of the Year. The award is given annually to an NFL athletic trainer who best reflects the virtues of a certified athletic trainer and displays the highest level of professionalism.

Through the combined efforts of the NFL and Gatorade, Vermillion works with the board of the Professional Foot-

ball Athletic Trainers Society to provide grant programs for athletic trainers, and he assists with an athletic training initiative for high schools and an athletic trainer outreach program. He also endeavors to enhance athlete safety at underserved high schools.

In 2003, Vermillion along with Mark Shermansky and Reggie Scott were honored as the NFL Athletic Training Staff of the Year.

Vermillion joined the Panthers in 2002 following one season as the director of rehabilitation for the Washington Redskins.

Prior to joining Washington, Vermillion worked with the Miami Dolphins for nine seasons, four as the head athletic trainer under legendary coach Don Shula and five as the director of rehabilitation and associate athletic trainer.

A 1987 graduate of the University of Miami's physical therapy school, Vermillion served five seasons with his alma mater as a physical therapist from 1987-91. He spent four years prior as a student athletic trainer for the Hurricanes.



## JEFF BEATHARD

### COLLEGE SCOUT

SOUTHERN OREGON STATE  
22ND NFL SEASON / 11TH PANTHERS SEASON

Jeff Beathard joined the Carolina Panthers scouting department in 2008 as an area scout and is in his 22nd season in an NFL scouting department in 2018. He is currently responsible for evaluating the Southeast.

Prior to joining the Panthers, Beathard was a scout for the Canadian Football League's Hamilton Tiger-Cats from 2003-05. He worked in the San Diego Chargers scouting department from 1994-2002 after beginning his NFL scouting career with the Los Angeles Rams in 1992, working with the team until 1994. Beathard was the director of player personnel and running backs coach in 1991 for the Orlando Thunder of the World League of American Football, which was later known as NFL Europe. In 1992, he became the director of player personnel and tight ends coach for the San Antonio Riders of the WLAF.

Beathard attended Towson State University from 1983-85, starting at running back as a sophomore and junior before transferring to Southern Oregon State College as a senior. He was the 333rd overall and final pick by the Los Angeles Rams in the 1988 draft, becoming "Mr. Irrelevant," in a year when the selection process lasted 12 rounds. He spent a season with the CFL's Winnipeg Blue Bombers before beginning his career in football administration.

Beathard graduated from Oakton High School in Vienna, Va., where he played football, baseball and ran track. He was All-District, All-Region and All-State in football and played in the Virginia all-star game as a senior. Beathard has three children, Kylee, Jeffrey, Jr. and Jake, and lives in Fairview, Tenn. He is married to Karen who has three daughters, Sapphire, Jade and Diamond.



## ROBERT HAINES

### COLLEGE SCOUT

EAST CAROLINA  
17TH NFL SEASON / 17TH PANTHERS SEASON

Robert Haines has spent his entire 17-year NFL career with the Carolina Panthers, most recently serving as the team's Northeast area scout since 2010.

Haines began his career with Panthers in August 2002, helping in the video department. In 2005, he continued his work in the video department and began a transition to college scouting assistant. In August 2007, Haines was named pro scouting assistant, a role in which he was responsible

for grading free agents and assisting with the pro scouting advance. He was promoted in 2008 to the Panthers' combine scout, serving in that position for two seasons.

Haines graduated from East Carolina University, where he earned a bachelor's degree in communications with a concentration in Media Production. He graduated from Page High School in Greensboro, N.C. Haines and his wife, Marcie, have twins, Eli and Madelyn, and another son, Jacob. They live in Charlotte.



## ROB HANRAHAN

ASSISTANT DIRECTOR OF PRO PERSONNEL

SUNY-CORTLAND  
18TH NFL SEASON / 2ND PANTHERS SEASON

Rob Hanrahan was named assistant director of pro personnel in July 2018, assisting the pro director in the coordination of pro scouting assignments of players on all other 31 teams in the NFL.

Hanrahan joined the Panthers in 2017 as a pro scout after 16 seasons with the Buffalo Bills, including the past two (2015-16) as the team's director of pro personnel.

As director of pro personnel, Hanrahan's responsibilities included overseeing the Bills pro scouting staff, advance reports for upcoming opponents, evaluating free agents and providing draft prospect evaluations.

Prior to his promotion to director, Hanrahan served as the team's assistant director of pro personnel in 2014 and pro personnel coordinator from 2008-13. From 2004-07, Hanrahan served as a pro personnel assistant after two years as the team's scouting assistant. He first joined the Bills as an intern in the media relations department in 2001.

Hanrahan earned his bachelor's degree in Sports Management from SUNY-Cortland in 2001. He and his wife, Megan, have two children, Devlin Joseph and Josie Mae.



## MIKE MARTIN

AREA SCOUT

VANDERBILT  
18TH NFL SEASON / 1ST PANTHERS SEASON

Mike Martin came to the Panthers as southwest area scout in July 2018. He had previously served as assistant director of college scouting for the Houston Texans in 2017. Martin is in his 18th year in the NFL after serving 11 seasons with the Texans, including 10 years (2007-16) as a college scout. He came to the Texans in the spring of 2007 after four seasons with the Tampa Bay Buccaneers personnel department.

Martin joined the Buccaneers as a pro personnel assistant in 2003 before becoming a pro scout in 2004. He spent his last two seasons in Tampa Bay as the southeast region

and national combine scout. Martin got his start in the NFL as an intern with the Tennessee Titans in 2002.

A four-year letterman with Vanderbilt (1999-02), Martin played defensive back for the Commodores as well as special teams. He was a finalist for the 2003 Male SEC Scholar-Athlete of the Year and graduated cum laude from Vanderbilt in 2002 with a bachelor's degree in human and organizational developmental studies. He earned his master's degree in organizational leadership from Vanderbilt in 2003.

Martin and his wife, Cari, have two children, a son, Madon, and daughter, Malone.

PANTHERS  
SCOUTING

VETERANS

ROOKIES

2017 IN REVIEW

RECORDS

TEAM HISTORY

REFERENCE



## ELI MONTAGUE

### AREA SCOUT

NORTH CAROLINA  
8TH NFL SEASON / 8TH PANTHERS SEASON

Eli Montague is in his second season as Carolina's West area scout after working three seasons (2014-16) as the team's BLESTO scout.

As BLESTO scout, Montague served as the club's representative for BLESTO Scouting Service, covering the Rocky Mountain region. He also assisted the college and pro scouting departments with a variety of player evaluation tasks.

Before becoming the BLESTO scout, Montague spent three seasons (2011-13) as the team's college scouting assistant, coordinating multiple aspects of the department's draft preparation process. Additionally, he assisted the football operations staff in several roles, including serving

as the advance man for the club's away games.

Montague began his career with the Panthers in 2003, helping the equipment manager with all facets of operation. Upon college graduation in 2008, he worked in a variety of intern positions with the equipment, football operations, and pro scouting departments before making his transition into college scouting by accepting the assistant position.

Montague graduated from the University of North Carolina at Chapel Hill, where he earned a bachelor's degree in economics with a second major in history. In 2004, he graduated from Woodberry Forest School in Woodberry Forest, Va. Montague, his wife, Mary, and daughter, Laurel, live in Denver, Colo.



## JOEL PATTEN

### COLLEGE SCOUT

DUKE  
21ST NFL SEASON / 3RD PANTHERS SEASON

Joel Patten joined the Panthers in 2016 as an area scout covering the Midwest. He has 20 years of NFL scouting experience and more than a decade of professional playing experience.

Prior to joining Carolina, Patten spent four seasons with the San Francisco 49ers, serving as the director of college scouting from 2010-12 and then as the director of player personnel in 2013. In 2009, he served as a regional scout for the St. Louis Rams. Prior to joining the Rams, he was a national scout for the Washington Redskins from 2004-08. He also spent time as a regional scout for the Houston Texans (2000-03) and Washington (1996-99).

Patten played eight seasons in the NFL and three in USFL as an offensive tackle. He began his playing career as an undrafted free agent with the Cleveland Browns in 1980, seeing action in 56 career games for the Browns (1980-82), Colts (1987-88), Chargers (1989-90) and Los Angeles Raiders (1991-92). He also played for the Washington Redskins (1983-84) and the Orlando Renegades (1985) of the USFL.

A graduate of Duke University, Patten and his wife, Betsy, have three children. His son, Jake, is married to the former Brittany Kelly Cleveland. His daughters are Christina and Kimberly.



## CLYDE POWERS

### PRO SCOUT

OKLAHOMA  
37TH NFL SEASON / 6TH PANTHERS SEASON

Clyde Powers joined the Panthers in 2013 as a pro scout after working 31 seasons with the Baltimore/Indianapolis Colts from 1980-2010, the final 16 seasons as director of pro player personnel.

Powers spent 27 seasons as a member of the Colts' personnel department after working for two seasons as an assistant coach for special assignments. He served from 1982-85 as a college scout before being named director of pro personnel in May 1985. He remained in that capacity until 1987. He also served in that capacity in 1993.

Powers joined the Colts after six years in the NFL as a defensive back with the New York Giants and Kansas City Chiefs. He was a fifth-round draft pick of the Giants in

1974. He played four seasons with the Giants and briefly for the Chiefs in 1978. He spent the 1979 season on injured reserve with Kansas City.

Powers lettered three years (1971-73) at Oklahoma and helped the Sooners to a 32-2-1 record while earning All-Big Eight honors at cornerback as a senior. He graduated from Oklahoma in 1975 with a degree in education. He was born in Pascagoula, Miss.



## ERIC STOKES

### REGIONAL DIRECTOR OF COLLEGE SCOUTING

NEBRASKA  
19TH NFL SEASON / 3RD PANTHERS SEASON

Eric Stokes was named regional director of college scouting in July of 2018, putting him in charge of national prospect evaluation with a focus in the west. Stokes is in his third season with Carolina after joining the Panthers in 2016 as southwest area scout. He has 19 seasons of playing and scouting experience in the NFL.

In his role, Stokes assists the senior director of college scouting in targeting and tracking draft-eligible prospects, as he works with area scouts. He is heavily involved in the pre-draft evaluation process at the NFL Combine, pro days and visits by draft-eligible players.

In 2017, Stokes was selected for the Fritz Pollard Alliance NFC Scout of the Year award.

Stokes came to the Panthers following two seasons (2014-15) as the assistant general manager of the Miami Dolphins. In his role, Stokes assisted in all aspects of player evaluation and acquisitions at the professional and collegiate levels,

including the daily management and makeup of the Dolphins roster as well as guiding the team's preparation for the annual NFL Draft.

From 2012-13, Stokes was the director of college scouting for the Tampa Bay Buccaneers. Prior to joining the Buccaneers, Stokes spent 12 seasons as a member of the Seattle Seahawks scouting staff, working as an area scout (2000-01, 2005-09) and pro personnel assistant (2002-04) before serving as assistant director of college scouting from 2010-11. In that role, Stokes was instrumental in bringing in defensive standouts safeties Earl Thomas and Kam Chancellor, linebacker Bobby Wagner and cornerback Richard Sherman.

Stokes played two seasons as a safety for the Seahawks after being selected in the fifth round of the 1997 NFL Draft. He was selected by the Cleveland Browns in the 1999 expansion draft before an injury cut his career short. Stokes graduated from the University of Nebraska with a degree in sociology. He and his wife, Tisa, have three daughters, Erisa, Payton and Madison.



## MIKE SZABO

### REGIONAL DIRECTOR OF COLLEGE SCOUTING

OHIO WESLEYAN  
19TH NFL SEASON / 17TH PANTHERS SEASON

Mike Szabo was named regional director of college scouting in July 2018, as he now directs national prospect evaluation with an emphasis in the east. Szabo assists the senior director of college scouting in identifying and evaluating draft-eligible prospects, as he manages communication with area scouts. He is heavily involved in the pre-draft evaluation process at the NFL Combine, pro days and visits by draft-eligible players.

Szabo is in his 19th NFL season and his 17th with the Panthers. He was promoted to national scout in May 2016. He originally joined the Panthers in May 2002 as a college scout.

Szabo came to the Panthers following two seasons (2000-01) with the Washington Redskins, one as a college/pro scout and one as player personnel assistant, assisting with day-to-day department operations. Before his stint in Washington, Szabo served internships with the Philadelphia Eagles in 1996 and Jacksonville Jaguars in 1997.

Szabo graduated from Ohio Wesleyan University, where he was a four-year starter in lacrosse, winning North/South All-Star and All-League honors. His father, Steve Szabo, coached football on the collegiate and professional ranks for 40 years. Szabo and his wife Mandy live in Worthington, Ohio. They have a son, Jackson, and two daughters, Sloane and Farrah.



## DAVID TURNER

### BLESTO SCOUT

SAN FRANCISCO STATE  
10TH NFL SEASON / 2ND PANTHERS SEASON

David Turner is in his second season as BLESTO scout for the Carolina Panthers, and his 10th season of NFL experience. Most recently, Turner owned and operated a consulting service, helping NFL Draft prospects prepare for the Combine and pre-draft interview process since 2015.

Turner worked in the personnel department of the Arena Football League's Arizona Rattlers from 2011-15, serving as director of player personnel in his first three seasons with the team before being elevated to assistant general manager. The Rattlers won three consecutive AFL championships from 2012-14.

Prior to joining the Rattlers, Turner spent two seasons

(2010-11) as the director of player personnel for the UFL's Hartford Colonials.

From 2005-10, Turner worked in the personnel department for the Oakland Raiders, holding several different positions, including scouting assistant, area scout and assistant director of pro personnel. Turner also spent time with the San Francisco 49ers in 2011 as a personnel consultant. Turner began his career in football as an intern with the Miami Dolphins (2001) and New York Giants (2003-04).

Turner graduated from San Francisco State with a degree in political science.



# DON WARREN

## PRO SCOUT

SAN DIEGO STATE  
14TH NFL SEASON / 9TH PANTHERS SEASON

Don Warren joined the Panthers in 2010 as a pro scout and assists in the advance scouting of Carolina's opponents and evaluating talent in each professional league. Prior to joining the Panthers, Warren spent 2005-09 as a pro scout for the Washington Redskins.

A fourth-round draft choice of Washington in 1979, Warren played his entire 14-year career (1979-92) at tight end for the Redskins. He saw action in 193 games, amassing 244 receptions for 2,536 yards and seven touchdowns. Warren played in four Super Bowls (XVII, XVIII, XXII, XXVI) under head coach Joe Gibbs, winning three. Warren was named to the Redskins 70 Greatest team in 2002.

Following his playing career, he worked as a football and baseball coach at Centreville High School in Virginia. He and his wife, Irene, have three sons: Blake, Brett, and Beau.

PANTHERS  
SCOUTING

VETERANS

ROOKIES

2017 IN REVIEW

RECORDS

TEAM HISTORY

REFERENCE

# PANTHERS STAFF

PANTHERS  
STAFF



**Bonnie Almond**  
Guest Relations Coordinator



**Greg Almond**  
Assistant Equipment  
Manager



**Jennifer Almond**  
Stadium Operations  
Coordinator



**Mike Anderson**  
Assistant Director of  
Football Operations



**Ryan Anderson**  
Assistant Director of  
Communications



**Robert Bailey**  
Security Officer



**Brian Ballard**  
Landscape Assistant



**Alex Barraza**  
Maintenance Assistant



**Jason Benguche**  
Assistant Strength and  
Conditioning Coach



**John Berger**  
Director of Sponsor Sales  
and Services



**Austin Bergstrom**  
College Scouting  
Coordinator



**Biham Bidamon**  
IT Support Analyst



**Cameron Blackmon**  
Graphic Artist



**Matthew Brinkley**  
Football IT Support  
Manager



**Justin Brodie**  
HVAC Technician



**Jennifer Brunelli**  
Team Nutritionist



**Will Bryan**  
Communications and  
Content Coordinator



**Claire Burke**  
Executive Administrator to  
the GM/Football Operations



**Tom Butler**  
Senior Producer/  
Videographer



**Cindy Capousis**  
Executive Assistant-  
Finance



**TJ Carney**  
Information Security and  
Infrastructure Manager



**John Coleman**  
Security Officer



**Kristi Coleman**  
Director of Finance/  
Controller



**Erin Collums**  
Marketing Coordinator



**Dr. Pat Connor**  
Team Physician &  
Orthopedist

VETERANS

ROOKIES

2017 IN REVIEW

RECORDS

TEAM HISTORY

REFERENCE



# PANTHERS STAFF



**Mia Cunningham**  
Accountant



**Anthony Darr**  
Client Services -  
Sponsorship



**Tom DeFelice**  
Sports Marketing Sales  
Executive



**Khevna Desai**  
Sponsorship Sales  
Assistant



**Adam Deschenes**  
Sports Marketing Sales  
Executive



**Berkley Dickens**  
Manager of Broadcast  
Engineering



**John Diggs**  
Security Officer



**Preston Edwards**  
Communications Assistant



**Mike Elkins**  
Massage Therapist



**Ed Elowson**  
Event Coordinator



**Jonathan Fields**  
Pro Scouting Assistant



**Riley Fields**  
Director of Community  
Relations



**Trip Foreman**  
Community Relations  
Assistant



**Alex Furr**  
Plumbing Assistant



**Austin Gaines**  
Digital Media Producer



**Bryce Garvey**  
Sales Coordinator



**Eric Garvey**  
Account Sales Executive



**Matthew Getz**  
Facility Manager



**Randy Goforth**  
Senior Security Supervisor



**Steve Goodrum**  
Security Officer



**Aaron Gray**  
Community Relations  
Assistant



**Dwayne Greene**  
Systems Administrator



**Larry Griffin**  
Director of Human  
Resources



**Dr. Nancy Gritter**  
Team Internist



**Jennifer Grubb**  
Payroll and Benefits  
Manager

PANTHERS  
STAFF

VETERANS

ROOKIES

2017 IN REVIEW

RECORDS

TEAM HISTORY

REFERENCE

# PANTHERS STAFF

PANTHERS  
STAFF

VETERANS

ROOKIES

2017 IN REVIEW

RECORDS

TEAM HISTORY

REFERENCE



**James Hammond**  
Director of Information  
Technology



**Dr. William Hammonds**  
Team Ophthalmologist



**Ken Harrill**  
Mascot Coordinator



**Christa Hayes**  
Senior Software Architect



**Max Henson**  
Managing Editor -  
Panthers.com



**Kristi Heppner**  
Senior Accountant



**Chris Herbert**  
Assistant Video Director



**Stephen Herbster**  
Manager of  
Creative Services



**Dr. Jim Herron**  
Team Dentist



**Dr. Robert Heyer**  
Team Internist



**Eamonn Higgins**  
IT Network Administrator



**Jason Hill**  
Security Officer



**Mackenzie Hood**  
Premium Services Assistant



**Lanie Hudson**  
Community Relations  
Assistant



**Cameron Hutchinson**  
Client Services -  
Sponsorship



**Ese Ighedosa**  
Associate Counsel



**Jacques Ikolo**  
Video Assistant



**Jim Jones**  
Security Officer



**Kalen Karahalios**  
Hospitality & Marketing  
Manager



**Amie Kiehn**  
Social Media Manager



**Kevin King**  
Assistant Athletic Trainer



**Josh Kollman**  
Team Chiropractor



**Nick Kusko**  
Client Services -  
Sponsorship



**Lindsey Kwiatkowski**  
Panthers Privileges  
Assistant



**Joe LaBue**  
Director of Ticket Sales and  
Premium Services

# PANTHERS STAFF



**David Langton**  
Radio Executive Producer



**Jean-Baptiste Laporte**  
Assistant Athletic Trainer/  
Physical Therapist



**Mike Larsson**  
Human Resources  
Coordinator



**Tracy Lear**  
Executive Assistant to  
the CFO



**Eddie Levins**  
Director of Security



**Dr. Scott Lindblom**  
Team Internist



**Jeff Long**  
Maintenance Assistant



**Sanders MacDonald**  
Account Sales Executive



**Mike Mahoney**  
Sports Marketing  
Sales Executive



**Stephen Manderville**  
Broadcast/Digital  
Content Manager



**Garrett Mann**  
Football Administration  
Assistant



**Amy Martin**  
Broadcast Manager



**Melissa Melvin-  
Rodriguez**  
Staff Photographer



**Kate Milstead**  
Entertainment Coordinator



**Mick Mixon**  
Radio Play-By-Play  
Announcer



**Matt Moes**  
Account Sales Executive



**David Monroe**  
Historian/Alumni Affairs  
Manager



**Daniel Moose**  
Maintenance Assistant



**Megan Morketter**  
Client Services -  
Sponsorship



**Amy Myers**  
Account Sales Executive



**David Nelson**  
Premium Services Manager



**Brett Nenaber**  
Athletic Performance  
Analyst



**Linda O'Hora**  
Executive Assistant  
to the Head Coach



**Jessica O'Neill**  
Ticket Sales Manager



**Justin Parker**  
Landscape Assistant

PANTHERS  
STAFF

VETERANS

ROOKIES

2017 IN REVIEW

RECORDS

TEAM HISTORY

REFERENCE

# PANTHERS STAFF

PANTHERS  
STAFF



**Rob Paul**  
Videographer/Producer



**Ryan Petrus**  
Guest Relations/Security  
Manager



**Mike Phillips**  
Software and Business  
Intelligence Developer



**Brian Pille**  
Human Resources  
Coordinator



**Ken Polk**  
Senior Accountant



**Erik Powell**  
Stadium Operations  
Manager



**Gerard Reyes**  
Maintenance Supervisor



**Dennis Riggs**  
Field Assistant



**Kyle Ritchie**  
Director of PantherVision



**Caitlin Roberts**  
Hospitality Assistant



**Jimmy Robinson**  
Security Officer



**Russ Robinson**  
Account Sales Executive



**Chuck Rosselot**  
Electrical Assistant



**David Roye**  
Security Officer



**Kasey Rusling**  
Assistant to the Vice  
President - Stadium Operations



**Dominick Russo**  
Preventative Maintenance  
Supervisor



**Stephen Says**  
Field Assistant



**Alexandra Schmidt**  
Panthers Privileges &  
Hospitality Coordinator



**Mark Shermansky**  
Assistant Athletic Trainer



**Scott Sineath**  
Security Assistant



**Bill Sizemore**  
Security Supervisor



**Jennifer Sklenar**  
Client Services Manager



**Creighton Sloan**  
Landscape Supervisor



**Bruce Speight**  
Social Engagement and  
Alumni Affairs Manager



**Pat Stage**  
Manager of Production -  
PantherVision

VETERANS

ROOKIES

2017 IN REVIEW

RECORDS

TEAM HISTORY

REFERENCE

# PANTHERS STAFF



**Jim Stone**  
Security Officer



**Brannon Strayhorn**  
Ticket Operations Assistant



**Bryan Strickland**  
Senior Writer



**Glenn Sutton**  
Security Supervisor



**Brandon Swett**  
Producer/Director of Live Programming



**Bryan Teague**  
Landscape Assistant



**Ray Thomas**  
Security Officer



**Raymond Thomas**  
Refrigeration Technician



**Adam Thompson**  
Plumber



**Jody Toth**  
Receptionist/Office Assistant



**Bobby Trimmal**  
Assistant Ticket Operations Manager



**Cameron Tucker**  
Refrigeration Assistant



**Seenu Tulluri**  
Software Development Manager



**Becky VanSandt**  
Guest Relations Assistant



**Miguel Vargas**  
Director of Entertainment



**Tom Vaughan**  
Head Groundskeeper



**Bill Voth**  
Assistant Director of Digital Media/Broadcasting



**Frank Waddell**  
Operations and Mail Assistant



**Shane Walden**  
Mechanical Systems Manager



**Dr. Durham Weeks**  
Team Orthopedist

PANTHERS STAFF

VETERANS

ROOKIES

2017 IN REVIEW

RECORDS

TEAM HISTORY

REFERENCE

# PANTHERS STAFF



**JD Weigl**  
Security Officer



**Brad Weist**  
Team Chiropractor



**Canyon West**  
Assistant Director of  
Ticket Operations



**Adam White**  
Field Supervisor



**Astasia Williams**  
Social Media Coordinator



**Brad Wilson**  
Maintenance Assistant



**Ong Xiong**  
Electrical Assistant

VETERANS



VETERANS

# MIKE ADAMS

SAFETY • DELAWARE

15TH NFL SEASON  
2ND PANTHERS SEASON



PRO BOWLS: 2  
2014, 2015

Ht: 5-11 Wt: 205 • Born: March 24, 1981 • NFL Games Played/Started: 206/133 [8/8] • Acquired: UFA-17 (IND)



## NFL RANKINGS

• Recorded 21 takeaways (14 interceptions, seven fumble recoveries) since 2014, ranking third among all NFL defenders over that stretch.

## HONORS

- 2x Pro Bowl (2014, 2015)
- AFC Defensive Player of the Week (2015, Week 5)

## PRO CAREER

• Started every game at strong safety in 2017 for a Carolina defense that ranked seventh in the league in total yards allowed...Tied for fourth on the team with 75 tackles and added 10 passes defended, two interceptions, two fumble recoveries and one forced fumble.

• Two interceptions in 2017 brought his interception total to 14 since the start of the 2014 season, tied for the fifth-most in the NFL over that span.

• Played in 200th career game on Monday Night Football vs. Miami (11/13/17).

• Recorded first career postseason interception in a Wild Card game at New Orleans (1/7/17), picking off Saints quarterback Drew Brees.

• Started 15 games for Indianapolis in 2016...Finished second on the team with 80 tackles and two interceptions...Added two forced fumbles, two fumble recoveries and two passes defended.

• Earned second career Pro Bowl selection in 2015 after leading Indianapolis with a career-high tying five interceptions.

• Earned AFC Defensive Player of the Week for performance at Houston (10/8/15)...Tied career high with two interceptions...Marked fourth career multiple-interception game.

• Scored second career touchdown on a 14-yard interception return vs. New England (10/18/15).

• Made 100th career start vs. Houston (12/20/15)...Stripped and recovered a fumble by Texans running back Alfred Blue.

• Earned first career Pro Bowl selection in 2014 after tying for the NFL lead with seven takeaways – five interceptions and two fumble recoveries...Amassed a career-high 93 tackles.

• Matched career high with two interceptions vs. Tennessee (9/28/14) and tied career high with 12 tackles at Dallas (12/21/14).

• Played in 16 games with seven starts for Denver in 2013...Recorded 61 tackles, one interception, seven passes defended and one fumble recovery.

• Started 16 games in 2012 for a Denver defense that ranked second in the NFL in total defense and third in pass defense...Ranked second on the team with 80 tackles and third with 11 passes defended.

• Started 16 games in 2011 for Cleveland, leading the team with three interceptions...Key member of unit that ranked second in the NFL in pass defense.

• Played in 15 games with one start for Cleveland in 2010...Tied for second on the team with two interceptions...Finished third on the team with 12 special teams tackles.

• Played in 16 games with nine starts for Cleveland in 2009...Totaled 61 tackles, one sack, eight passes defended and one fumble recovery.

• Played in 14 games with five starts for Cleveland in 2008...Compiled 42 tackles, two interceptions, one pass defended and one fumble recovery.

• Played in 15 games for Cleveland in 2007 before being placed on injured reserve with an injured right knee...Ranked second on the team with 18 special teams tackles.

• Played in 16 games with eight starts for San Francisco in 2006...Posted 67 tackles and three passes defended...Tallied 12 special teams tackles.

• Notched first career interception vs. Miami (11/28/04), picking off a pass from Dolphins quarterback A.J. Feeley.

• Played in the last eight games of rookie season in 2004 after spending the first eight games on San Francisco's practice squad...Notched four tackles, one interception and one pass defended...Contributed five tackles and one fumble recovery on special teams.

**TRANSACTIONS:** Signed as an undrafted rookie free agent by San Francisco (4/28/04)...Waived by San Francisco (9/5/04)...Signed to practice squad by San Francisco (9/7/04)...Signed as a free agent from practice squad by San Francisco (11/13/04)...Signed as a free agent by Cleveland (4/2/07)...Placed on injured reserve with an injured knee by Cleveland (12/24/07)...Re-signed as an unrestricted free agent by Cleveland (3/6/09)...Signed as an unrestricted free agent by Denver (3/16/12)...Signed as a free agent by Indianapolis (6/16/14)...Re-signed as an unrestricted free agent by Indianapolis (3/11/15)...Signed as an unrestricted free agent by Carolina (3/10/17).

**GP/GS:** Career (206/133) [8/8]; 2017 (16/16) [1/1]; 2016 (15/15); 2015 (13/13); 2014 (16/16) [3/3]; 2013 (16/7) [3/3]; 2012 (16/16) [1/1]; 2011 (16/16); 2010 (15/2); 2009 (16/9); 2008 (14/5); 2007 (15/0); 2006 (16/8); 2005 (14/10); 2004 (8/0).



**2017:** Started all 16 games at strong safety for Carolina...Key member of a defense that finished the season ranked seventh in total yards allowed, third in rush defense and third in total sacks...Finished tied for fourth most tackles on the team with 75...Tallied 10 passes defended, two interceptions, two fumble recoveries and one forced fumble...**At New England (10/1):** Notched season-high seven tackles...**At Tampa Bay (10/29):** Notched his first interception as a member of the Panthers, picking off Buccaneers quarterback Jameis Winston in the fourth quarter...**Vs. Atlanta (11/5):** Recorded two tackles and one interception, his second straight game with an interception...Picked off quarterback Matt Ryan in the second quarter and returned the ball 40 yards, setting up the Carolina offense for a touchdown before halftime...**Vs. Miami (11/13):** Played in 200th career game...Recorded five tackles and two passes defended...**At New Orleans (12/3):** Posted first forced fumble of the season in the

second quarter, punching the ball out of the hands of Saints tight end Josh Hill.

**POSTSEASON: At New Orleans (1/7):** Started at safety and recorded four tackles and one interception...Posted first career postseason interception in the fourth quarter, picking off Saints quarterback Drew Brees.

**COLLEGE:** Played in 43 games with 23 starts at Delaware...Totaled 213 tackles, 11 interceptions and 14 passes defended...Earned second-team All-Atlantic 10 Conference honors as a senior in 2003 while serving as co-captain for Blue Hens team that went 15-1 and captured NCAA Division I Football Subdivision national title...Moved into starting lineup at strong safety as a junior in 2002 after playing cornerback and safety as a sophomore in 2001.

**PERSONAL:** Attended Passaic County Tech in Wayne, N.J....Graduated from Delaware with a degree in communications.

## MIKE ADAMS CAREER STATISTICS

Year	Team	GP/GS	Tot	T	A	Sack	Yds	INT	Yds	Lg	TD	PD	FF	FR	Yds	TD
2004	San Francisco	8/0	4	2	2	0.0	0.0	1	0	0	0	1	0	1	0	0
2005	San Francisco	14/10	68	55	13	1.0	5.0	4	36	40t	1	10	1	1	0	0
2006	San Francisco	16/8	67	53	14	0.0	0.0	0	0	0	0	3	0	0	0	0
2007	Cleveland	15/0	11	9	2	1.0	7.0	0	0	0	0	2	0	1	0	0
2008	Cleveland	14/5	42	20	22	0.0	0.0	2	18	18	0	2	0	1	0	0
2009	Cleveland	16/9	61	52	9	1.0	6.0	0	0	0	0	8	0	1	1	0
2010	Cleveland	15/2	34	31	3	1.0	10.0	2	51	26	0	6	0	0	0	0
2011	Cleveland	16/16	61	41	20	0.0	0.0	3	33	29	0	6	1	1	0	0
2012	Denver	16/16	80	60	20	1.0	2.0	0	0	0	0	11	2	2	0	0
2013	Denver	16/7	60	45	15	0.0	0.0	1	3	3	0	6	0	1	0	0
2014	Indianapolis	16/16	93	71	22	0.0	0.0	5	24	10	0	11	2	2	0	0
2015	Indianapolis	13/13	76	54	22	1.0	8.0	5	63	38	1	6	3	1	0	0
2016	Indianapolis	15/15	80	65	15	0.0	0.0	2	56	56	0	2	2	2	0	0
2017	Carolina	16/16	75	68	7	0.0	0.0	2	42	40	0	10	1	2	0	0
<b>Totals</b>		<b>206/133</b>	<b>812</b>	<b>626</b>	<b>186</b>	<b>6.0</b>	<b>38.0</b>	<b>27</b>	<b>326</b>	<b>56</b>	<b>2</b>	<b>84</b>	<b>12</b>	<b>16</b>	<b>1</b>	<b>0</b>

### POSTSEASON

Year	Team	GP/GS	Tot	T	A	Sack	Yds	INT	Yds	Lg	TD	PD	FF	FR	Yds	TD
2012	Denver	1/1	2	2	0	0.0	0.0	0	0	0	0	1	0	0	0	0
2013	Denver	3/3	12	12	0	0.0	0.0	0	0	0	0	1	0	0	0	0
2014	Indianapolis	3/3	20	11	9	0.0	0.0	0	0	0	0	1	0	0	0	0
2017	Carolina	1/1	4	3	1	0.0	0.0	1	1	1	0	0	0	0	0	0
<b>Totals</b>		<b>8/8</b>	<b>38</b>	<b>28</b>	<b>10</b>	<b>0.0</b>	<b>0.0</b>	<b>1</b>	<b>1</b>	<b>1</b>	<b>0</b>	<b>3</b>	<b>0</b>	<b>0</b>	<b>0</b>	<b>0</b>

### ADDITIONAL STATISTICS

**SPECIAL TEAMS TACKLES:** 2004 (4); 2005 (3); 2006 (12); 2007 (18); 2008 (4); 2009 (10); 2010 (12); 2011 (3); 2013 (3); 2014 (1).

### SINGLE-GAME CAREER HIGHS

<b>TACKLES</b>	12	2x, last at Dallas (12/21/14)
<b>SACKS</b>	1.0	6x, last at Jacksonville (12/13/15)
<b>FORCED FUMBLES</b>	1	12x, last at New Orleans (12/3/17)
<b>FUMBLE RECOVERIES</b>	1	16x, last vs. Green Bay (12/17/17)
<b>INTERCEPTIONS</b>	2	4x, last at Houston (10/8/15)
<b>PASSES DEFENSED</b>	3	4x, last vs. Tennessee (9/28/14)

# MIKE ADAMS GAME-BY-GAME

## 2017 CAROLINA

Date	Opp	W/L	P/S	T	S	A	SACK	QBP	FR	FF	PD	INT	YDS	LG	TD	
09/10	@ San Francisco	W	S	5	4	1	0.0	0	0	0	0	-	-	-	0	
09/17	BUFFALO	W	S	4	3	1	0.0	0	0	0	0	-	-	-	0	
09/24	NEW ORLEANS	L	S	5	4	1	0.0	0	0	0	0	-	-	-	0	
10/01	@ New England	W	S	7	7	0	0.0	0	0	0	2	-	-	-	0	
10/08	@ Detroit	W	S	6	6	0	0.0	0	0	0	1	-	-	-	0	
10/12	PHILADELPHIA	L	S	6	6	0	0.0	0	0	0	0	-	-	-	0	
10/22	@ Chicago	L	S	3	3	0	0.0	0	0	0	0	-	-	-	0	
10/29	@ Tampa Bay	W	S	4	4	0	0.0	0	0	0	0	1	2	2	0	
11/05	ATLANTA	W	S	2	2	0	0.0	0	0	0	1	1	40	40	0	
11/13	MIAMI	W	S	5	5	0	0.0	0	0	0	2	-	-	-	0	
11/26	@ New York Jets	W	S	3	1	2	0.0	0	0	0	0	-	-	-	0	
12/03	@ New Orleans	L	S	6	6	0	0.0	0	0	1	1	-	-	-	0	
12/10	MINNESOTA	W	S	4	3	1	0.0	0	1	0	1	-	-	-	0	
12/17	GREEN BAY	W	S	6	6	0	0.0	0	1	0	0	-	-	-	0	
12/24	TAMPA BAY	W	S	6	5	1	0.0	0	0	0	0	-	-	-	0	
12/31	@ Atlanta	L	S	3	3	0	0.0	0	0	0	2	-	-	-	0	
<b>TOTALS</b>				<b>16/16</b>	<b>75</b>	<b>68</b>	<b>7</b>	<b>0.0</b>	<b>0</b>	<b>2</b>	<b>1</b>	<b>10</b>	<b>2</b>	<b>42</b>	<b>40</b>	<b>0</b>

## POSTSEASON

01/07	@ New Orleans	L	S	4	3	1	0.0	0	0	0	0	1	1	1	1	0
<b>TOTALS</b>				<b>1/1</b>	<b>4</b>	<b>3</b>	<b>1</b>	<b>0.0</b>	<b>0</b>	<b>0</b>	<b>0</b>	<b>0</b>	<b>1</b>	<b>1</b>	<b>1</b>	<b>0</b>

## 2016 INDIANAPOLIS

Date	Opp	W/L	P/S	T	S	A	SACK	QBP	FR	FF	PD	INT	YDS	LG	TD	
09/11	DETROIT	L	S	8	8	0	0.0	0	0	0	0	-	-	-	0	
09/18	@ Denver	L	S	5	4	1	0.0	4	0	0	0	-	-	-	0	
09/25	SAN DIEGO	W	S	4	3	1	0.0	0	1	0	0	-	-	-	0	
10/02	@ Jacksonville (UK)	L	S	5	5	0	0.0	0	0	1	0	-	-	-	0	
10/09	CHICAGO	W	S	4	4	0	0.0	0	0	0	0	-	-	-	0	
10/16	@ Houston	L	S	9	6	3	0.0	0	0	0	0	-	-	-	0	
10/23	@ Tennessee	W	S	8	6	2	0.0	0	0	0	0	-	-	-	0	
10/30	KANSAS CITY	L	S	4	3	1	0.0	0	0	0	0	-	-	-	0	
11/06	@ Green Bay	W					INACTIVE - GROIN									
11/20	TENNESSEE	W	S	5	4	1	0.0	0	0	0	0	-	-	-	0	
11/24	PITTSBURGH	L	S	0	0	0	0.0	0	0	0	0	-	-	-	0	
12/05	@ New York Jets	W	S	3	2	1	0.0	0	0	0	1	1	56	56	0	
12/11	HOUSTON	L	S	7	6	1	0.0	0	0	0	0	-	-	-	0	
12/18	@ Minnesota	W	S	6	5	1	0.0	0	1	1	1	1	0	0	0	
12/24	@ Oakland	L	S	6	5	1	0.0	0	0	0	0	-	-	-	0	
01/01	JACKSONVILLE	W	S	6	4	2	0.0	0	0	0	0	-	-	-	0	
<b>TOTALS</b>				<b>15/15</b>	<b>80</b>	<b>65</b>	<b>15</b>	<b>0.0</b>	<b>4</b>	<b>2</b>	<b>2</b>	<b>2</b>	<b>2</b>	<b>56</b>	<b>56</b>	<b>0</b>

## 2015 INDIANAPOLIS

Date	Opp	W/L	P/S	T	S	A	SACK	QBP	FR	FF	PD	INT	YDS	LG	TD
09/13	@ Buffalo	L	S	4	3	1	0.0	0	0	0	0	-	-	-	0
09/21	NEW YORK JETS	L	S	5	3	2	0.0	0	0	0	1	1	0	0	0
09/27	@ Tennessee	W	S	9	9	0	0.0	2	0	0	0	-	-	-	0
10/04	JACKSONVILLE	W	S	8	3	5	0.0	0	0	0	1	-	-	-	0
10/08	@ Houston	W	S	5	3	2	0.0	0	0	0	2	2	48	38	0
10/18	NEW ENGLAND	L	S	3	2	1	0.0	0	0	0	1	1	14	14	1
10/25	NEW ORLEANS	L					INACTIVE - HAMSTRING								
11/02	@ Carolina	L	S	10	6	4	0.0	0	0	0	0	-	-	-	0
11/08	DENVER	W	S	1	1	0	0.0	0	0	0	1	1	1	1	0
11/22	@ Atlanta	W					INACTIVE - ANKLE								
11/29	TAMPA BAY	W					INACTIVE - ANKLE								
12/06	@ Pittsburgh	L	S	11	10	1	0.0	0	0	1	0	-	-	-	0
12/13	@ Jacksonville	L	S	4	4	0	1.0	1	0	1	0	-	-	-	0
12/20	HOUSTON	L	S	7	5	2	0.0	0	1	1	0	-	-	-	0
12/27	@ Miami	W	S	5	4	1	0.0	0	0	0	0	-	-	-	0
01/03	TENNESSEE	W	S	4	1	3	0.0	0	0	0	0	-	-	-	0
<b>TOTALS</b>			<b>13/13</b>	<b>76</b>	<b>54</b>	<b>22</b>	<b>1.0</b>	<b>3</b>	<b>1</b>	<b>3</b>	<b>6</b>	<b>5</b>	<b>63</b>	<b>38</b>	<b>1</b>

## 2014 INDIANAPOLIS

Date	Opp	W/L	P/S	T	S	A	SACK	QBP	FR	FF	PD	INT	YDS	LG	TD
09/07	@ Denver	L	S	6	5	1	0.0	0	0	0	0	-	-	-	0
09/15	PHILADELPHIA	L	S	7	6	1	0.0	0	0	0	1	-	-	-	0
09/21	@ Jacksonville	W	S	3	1	2	0.0	0	0	0	1	-	-	-	0
09/28	TENNESSEE	W	S	0	0	0	0.0	1	0	0	3	2	14	8	0
10/05	BALTIMORE	W	S	4	4	0	0.0	1	0	1	0	-	-	-	0
10/09	@ Houston	W	S	4	3	1	0.0	1	1	0	0	-	-	-	0
10/19	CINCINNATI	W	S	1	1	0	0.0	0	0	0	1	-	-	-	0
10/26	@ Pittsburgh	L	S	11	11	0	0.0	0	1	0	0	-	-	-	0
11/03	@ New York Giants	W	S	9	7	2	0.0	0	0	0	0	-	-	-	0
11/16	NEW ENGLAND	L	S	11	8	3	0.0	0	0	0	2	2	10	10	0
11/23	JACKSONVILLE	W	S	5	5	0	0.0	1	0	0	1	-	-	-	0
11/30	WASHINGTON	W	S	7	6	1	0.0	0	0	0	1	-	-	-	0
12/07	@ Cleveland	W	S	5	4	1	0.0	0	0	0	1	1	0	0	0
12/14	HOUSTON	W	S	4	2	2	0.0	0	0	0	0	-	-	-	0
12/21	@ Dallas	L	S	12	6	6	0.0	0	0	0	0	-	-	-	0
12/28	@ Tennessee	W	S	4	2	2	0.0	0	0	1	0	-	-	-	0
<b>TOTALS</b>			<b>16/16</b>	<b>93</b>	<b>71</b>	<b>22</b>	<b>0.0</b>	<b>4</b>	<b>2</b>	<b>2</b>	<b>11</b>	<b>5</b>	<b>24</b>	<b>10</b>	<b>0</b>

## POSTSEASON

01/04	CINCINNATI	W	S	9	7	2	0.0	0	0	0	1	-	-	-	0
01/11	@ Denver	W	S	2	2	0	0.0	0	0	0	0	-	-	-	0
01/18	@ New England	L	S	9	2	7	0.0	0	0	0	0	-	-	-	0
<b>TOTALS</b>			<b>3/3</b>	<b>20</b>	<b>11</b>	<b>9</b>	<b>0.0</b>	<b>0</b>	<b>0</b>	<b>0</b>	<b>1</b>	<b>0</b>	<b>0</b>	<b>0</b>	<b>0</b>

ADMINISTRATION  
& COACHES

MIKE  
ADAMS

ROOKIES

2017 IN REVIEW

RECORDS

TEAM HISTORY

REFERENCE

## 2013 DENVER

Date	Opp	W/L	P/S	T	S	A	SACK	QBP	FR	FF	PD	INT	YDS	LG	TD	
09/05	BALTIMORE	W	P	2	2	0	0.0	0	0	0	1	-	-	-	0	
09/15	@ New York Giants	W	P	4	3	1	0.0	1	0	0	0	-	-	-	0	
09/23	OAKLAND	W	P	3	2	1	0.0	0	0	0	0	-	-	-	0	
09/29	PHILADELPHIA	W	P	0	0	0	0.0	0	0	0	0	-	-	-	0	
10/06	@ Dallas	W	P	4	3	1	0.0	0	0	0	0	-	-	-	0	
10/13	JACKSONVILLE	W	P	1	0	1	0.0	0	0	0	1	-	-	-	0	
10/20	@ Indianapolis	L	P	0	0	0	0.0	0	0	0	0	-	-	-	0	
10/27	WASHINGTON	W	P	3	1	2	0.0	0	0	0	1	-	-	-	0	
11/10	@ San Diego	W	S	4	3	1	0.0	0	0	0	0	-	-	-	0	
11/17	KANSAS CITY	W	P	3	3	0	0.0	1	0	0	0	-	-	-	0	
11/24	@ New England	L	S	7	4	3	0.0	0	0	0	0	-	-	-	0	
12/01	@ Kansas City	W	S	6	6	0	0.0	1	0	0	1	-	-	-	0	
12/08	TENNESSEE	W	S	5	4	1	0.0	0	1	0	0	-	-	-	0	
12/12	SAN DIEGO	L	S	6	5	1	0.0	0	0	0	0	-	-	-	0	
12/22	@ Houston	W	S	9	6	3	0.0	2	0	0	3	1	3	3	0	
12/29	@ Oakland	W	S	3	3	0	0.0	1	0	0	0	-	-	-	0	
<b>TOTALS</b>				<b>16/7</b>	<b>60</b>	<b>45</b>	<b>15</b>	<b>0.0</b>	<b>6</b>	<b>1</b>	<b>0</b>	<b>7</b>	<b>1</b>	<b>3</b>	<b>3</b>	<b>0</b>

### POSTSEASON

01/12	SAN DIEGO	W	S	2	2	0	0.0	0	0	0	0	-	-	-	0	
01/19	NEW ENGLAND	W	S	4	4	0	0.0	0	0	0	1	-	-	-	0	
02/02	SEATTLE	L	S	6	6	0	0.0	0	0	0	0	-	-	-	0	
<b>TOTALS</b>				<b>3/3</b>	<b>12</b>	<b>12</b>	<b>0</b>	<b>0.0</b>	<b>0</b>	<b>0</b>	<b>0</b>	<b>1</b>	<b>0</b>	<b>0</b>	<b>0</b>	<b>0</b>

## 2012 DENVER

Date	Opp	W/L	P/S	T	S	A	SACK	QBP	FR	FF	PD	INT	YDS	LG	TD	
09/09	PITTSBURGH	W	S	4	4	0	0.0	3	0	0	2	-	-	-	0	
09/17	@ Atlanta	L	S	8	4	4	0.0	1	0	0	1	-	-	-	0	
09/23	HOUSTON	L	S	6	4	2	0.0	3	0	0	3	-	-	-	0	
09/30	OAKLAND	W	S	4	3	1	0.0	1	0	0	1	-	-	-	0	
10/07	@ New England	L	S	12	6	6	0.0	0	1	0	0	-	-	-	0	
10/15	@ San Diego	W	S	7	7	0	0.0	0	1	1	0	-	-	-	0	
10/28	NEW ORLEANS	W	S	3	2	1	0.0	0	0	0	0	-	-	-	0	
11/04	@ Cincinnati	W	S	5	4	1	0.0	0	0	0	0	-	-	-	0	
11/11	@ Carolina	W	S	4	3	1	1.0	1	0	0	0	-	-	-	0	
11/18	SAN DIEGO	W	S	0	0	0	0.0	1	0	0	0	-	-	-	0	
11/25	@ Kansas City	W	S	8	8	8	0.0	1	0	1	1	-	-	-	0	
12/02	TAMPA BAY	W	S	2	1	2	0.0	1	0	0	0	-	-	-	0	
12/06	@ Oakland	W	S	5	3	5	0.0	0	0	0	0	-	-	-	0	
12/16	@ Baltimore	W	S	5	5	5	0.0	1	0	0	0	-	-	-	0	
12/23	CLEVELAND	W	S	4	4	4	0.0	1	0	0	2	-	-	-	0	
12/30	KANSAS CITY	W	S	3	2	1	0.0	0	0	0	1	-	-	-	0	
<b>TOTALS</b>				<b>16/16</b>	<b>80</b>	<b>60</b>	<b>20</b>	<b>1.0</b>	<b>14</b>	<b>2</b>	<b>2</b>	<b>11</b>	<b>0</b>	<b>0</b>	<b>0</b>	<b>0</b>

### POSTSEASON

01/12	BALTIMORE	L	S	2	2	0	0.0	0	0	0	1	-	-	-	0	
<b>TOTALS</b>				<b>1/1</b>	<b>2</b>	<b>2</b>	<b>0</b>	<b>0.0</b>	<b>0</b>	<b>0</b>	<b>0</b>	<b>1</b>	<b>0</b>	<b>0</b>	<b>0</b>	<b>0</b>

# MARIO ADDISON

DEFENSIVE END • TROY

8TH NFL SEASON  
7TH PANTHERS SEASON



# 97

Ht: 6-3 Wt: 260 • Born: September 6, 1987 • NFL Games Played/Started: 95/20 [7/1] • Acquired: FA-12

## NFL RANKINGS

• Recorded 19 sacks over his previous 23 games, dating back to Week 9 of the 2016 Season...He is tied for third in the NFL in sacks over that span.

## FRANCHISE RANKINGS

• Ranks fifth all-time in franchise history with 36.5 career sacks.

## PRO CAREER

• Started every game in 2017 for a Carolina defense that finished third in the NFL with 50 total sacks and ranked seventh in the league in total yards allowed...Tied Julius Peppers for the team lead with a career-high 11 sacks, topping his previous best of 9.5 sacks in 2016.

• Set career bests in tackles (50) and sacks (11) in 2017... Also tallied two forced fumbles, tying career-high set in 2016.

• 11 sacks in 2017 brought career total to 36.5 sacks, the fifth-most in Panthers history.

• Carolina was one of three teams in 2017 (Jacksonville, Los Angeles Rams) to sport a pair of players with double-digit sacks as Addison and Julius Peppers each posted 11 sacks.

• Led the Panthers with 9.5 sacks in 2016 as part of a defense that ranked second in the league with 47 sacks... Recorded eight sacks in season's final nine weeks, tied for third-most in the NFL during that time.

• Recorded first career safety vs. San Diego (12/11/16), sacking quarterback Philip Rivers in the end zone.

• Contributed to a defensive unit that ranked in the top 10 in the NFL in total defense for the fourth consecutive season in 2015...Ranked second on the team with six sacks and third with a career-high 27 quarterback pressures.

• Key member of the Panthers 10th-ranked defense in 2014...Part of Panthers defense that set an NFL post-season record low, allowing 78 total net yards vs. Arizona (1/3/15).

• Notched a career-high 2.5 sacks vs. Detroit (9/14/14).

• Played in 16 games with two starts for Carolina in 2013...Contributed to second-ranked defense in the NFL with 14 tackles and 2.5 sacks...Tied for team lead with 10 special teams tackles.

• Played in 12 games with one start in 2012 for Indianapolis, Washington and Carolina.

• Victimized Chargers quarterback Philip Rivers for first career sack and forced a fumble on the same play at San Diego (12/16/12).

• Made first NFL start vs. Oakland (12/23/12).

• Played seven games for Chicago and Indianapolis in 2011.

**TRANSACTIONS:** Signed as an undrafted rookie free agent by Chicago (7/27/11)...Waived by Chicago (11/21/11)... Claimed off waivers by Indianapolis (11/22/11)...Waived by Indianapolis (10/1/12)...Signed to practice squad by Indianapolis (10/3/12)...Signed as a free agent from Indianapolis' practice squad by Washington (10/9/12)... Waived by Washington (11/28/12)...Signed to practice squad by Washington (11/30/12)...Signed as a free agent from Washington's practice squad by Carolina (12/4/12)... Signed to contract extension by Carolina (6/18/14)... Signed to contract extension by Carolina (2/27/17).

**GP/GS:** Career (95/20) [7/1]; 2017 (16/16) [1/1]; 2016 (14/1); 2015 (14/0) [3/0]; 2014 (16/0) [2/0]; 2013 (16/2) [1/0]; 2012 (12/1); 2011 (6/0).

**2017:** Started every game for a Carolina defense that finished seventh in the NFL in total yards allowed and third in the league in rushing yards allowed...Tied for the team lead with a career-high 11 sacks on a defense that recorded 50 total sacks on the year, third-most among all teams...Tied teammate Julius Peppers for the 11th most sacks in the league...Recorded a career-high 50 tackles and tied a career-best of two forced fumbles... Led the team with 44 quarterback pressures...Posted sacks in nine of the final 10 games of the season...**At Detroit (10/8):** Tallied three tackles, one sack, one forced fumble and one pass defense...Recorded a strip-sack of Lions quarterback Matt Stafford...**At Tampa Bay (10/29):** Started at defensive end...Recorded five tackles, three quarterback pressures and a season-high 1.5 sacks...**Vs. Minnesota (12/10):** Tallied three tackles, one sack, one forced fumble and three quarterback pressures...Third-quarter sack brought career total to 35, moving ahead of Greg Hardy for the fifth-most in franchise history.

**POSTSEASON:** **At New Orleans (1/7/18):** Started at defensive end.

**COLLEGE:** Played in 25 games with 12 starts at Troy following two years at Northeast Mississippi Community College...Totaled 69 tackles, 21 tackles for loss, 12.5 sacks, three forced fumbles and one fumble recovery...Started 12 games as a senior in 2010...Finished second on the team with 15 tackles for loss and 11 sacks...As a junior in 2009 collected 23 tackles, six tackles for loss and 1.5 sacks... Transferred to Troy from Northeast Mississippi Community College and redshirted in 2008...As a sophomore in 2007, produced 60 tackles, 21.5 tackles for loss, 3.5 sacks and two forced fumbles...In 2006, registered 46 tackles, 10 tackles for loss, four sacks, two forced fumbles and two interceptions – including one returned for a touchdown.

**PERSONAL:** Attended Tarrant (Ala.) High School...Majored in social science at Troy.

ADMINISTRATION  
& COACHES

MARIO  
ADDISON

ROOKIES

2017 IN REVIEW

RECORDS

TEAM HISTORY

REFERENCE

## MARIO ADDISON CAREER STATISTICS

Year	Team	GP/GS	Tot	T	A	Sack	Yds	INT	Yds	Lg	TD	PD	FF	FR	Yds	TD
2011	Chi./Ind.	7/0	5	4	1	0.0	0.0	0	0	0	0	0	0	0	0	0
2012	Ind./Was./Car.	12/1	4	4	0	1.0	5.0	0	0	0	0	0	1	0	0	0
2013	Carolina	16/2	14	8	6	2.5	20.5	0	0	0	0	0	1	1	0	0
2014	Carolina	16/0	21	13	8	6.5	59.5	0	0	0	0	0	1	2	0	0
2015	Carolina	14/0	19	11	8	6.0	27.0	0	0	0	0	1	0	1	0	0
2016	Carolina	14/1	26	21	5	9.5	49.5	0	0	0	0	1	2	1	0	0
2017	Carolina	16/16	50	35	15	11.0	70.5	0	0	0	0	0	2	0	0	0
<b>Totals</b>		<b>95/20</b>	<b>139</b>	<b>95</b>	<b>46</b>	<b>36.5</b>	<b>240.0</b>	<b>0</b>	<b>0</b>	<b>0</b>	<b>0</b>	<b>2</b>	<b>7</b>	<b>5</b>	<b>0</b>	<b>0</b>

### POSTSEASON

Year	Team	GP/GS	Tot	T	A	Sack	Yds	INT	Yds	Lg	TD	PD	FF	FR	Yds	TD
2013	Carolina	1/0	1	1	0	0.0	0.0	0	0	0	0	0	0	0	0	0
2014	Carolina	2/0	3	2	1	1.0	8.0	0	0	0	0	0	0	0	0	0
2015	Carolina	3/0	3	2	1	0.0	0.0	0	0	0	0	0	0	0	0	0
2017	Carolina	1/1	0	0	0	0.0	0.0	0	0	0	0	0	0	0	0	0
<b>Totals</b>		<b>7/1</b>	<b>7</b>	<b>6</b>	<b>1</b>	<b>1.0</b>	<b>8.0</b>	<b>0</b>	<b>0</b>	<b>0</b>	<b>0</b>	<b>0</b>	<b>0</b>	<b>0</b>	<b>0</b>	<b>0</b>

### ADDITIONAL STATISTICS

**SPECIAL TEAMS TACKLES:** 2011 (2); 2012 (9); 2013 (10); 2014 (7); 2015 (6); 2015 Postseason (1); 2016 (1).

### SINGLE-GAME CAREER HIGHS

<b>TACKLES</b>	6	vs. New Orleans (9/24/17)
<b>SACKS</b>	2.5	vs. Detroit (9/14/14)
<b>FORCED FUMBLES</b>	1	7x, last vs. Minnesota (12/10/17)
<b>FUMBLE RECOVERIES</b>	1	5x, last vs. New Orleans (11/17/16)

### SACK ARTIST

Defensive end Mario Addison set new career bests in 2017, finishing tied for the team lead in sacks with 11, tying for 11th overall in the NFL. Addison registered a sack in 12 games, including nine of the final 10 games. Addison was credited with 50 tackles (coaches review), with a team-best 44 quarterback pressures. He also had two forced fumbles.

Addison has recorded 19.0 sacks over his last 23 games, dating back to a 2016 game at the Los Angeles Rams (11/6/16). He is tied for third in the NFL in sacks over that span.

### NFL SACK LEADERS, SINCE WEEK 9 OF 2016

Player	Sacks
Chandler Jones, Ari.	23.0
Calais Campbell, Jac./Ari.	20.5
<b>Mario Addison, Car.</b>	<b>19.0</b>
Cameron Wake, Mia.	19.0
Joey Bosa, LAC	19.0



# MARIO ADDISON GAME-BY-GAME

## 2017 CAROLINA

Date	Opp	W/L	P/S	T	S	A	SACK	QBP	FR	FF	PD	INT	YDS	LG	TD
09/10	@ San Francisco	W	S	2	2	0	0.0	3	0	0	0	-	-	-	0
09/17	BUFFALO	W	S	4	4	0	1.0	2	0	0	0	-	-	-	0
09/24	NEW ORLEANS	L	S	6	3	3	1.0	0	0	0	0	-	-	-	0
10/01	@ New England	W	S	2	0	2	0.0	2	0	0	0	-	-	-	0
10/08	@ Detroit	W	S	3	3	0	1.0	1	0	1	0	-	-	-	0
10/12	PHILADELPHIA	L	S	2	1	1	0.0	0	0	0	0	-	-	-	0
10/22	@ Chicago	L	S	4	4	0	1.0	2	0	0	0	-	-	-	0
10/29	@ Tampa Bay	W	S	5	3	2	1.5	3	0	0	0	-	-	-	0
11/05	ATLANTA	W	S	4	2	2	1.0	2	0	0	0	-	-	-	0
11/13	MIAMI	W	S	2	1	1	0.0	3	0	0	0	-	-	-	0
11/26	@ New York Jets	W	S	2	2	0	1.0	2	0	0	0	-	-	-	0
12/03	@ New Orleans	L	S	3	3	0	1.0	5	0	0	0	-	-	-	0
12/10	MINNESOTA	W	S	3	3	0	1.0	3	0	1	0	-	-	-	0
12/17	GREEN BAY	W	S	2	1	1	0.5	3	0	0	0	-	-	-	0
12/24	TAMPA BAY	W	S	4	2	2	0.5	5	0	0	0	-	-	-	0
12/31	@ Atlanta	L	S	2	1	1	0.5	8	0	0	0	-	-	-	0
<b>TOTALS</b>			<b>16/16</b>	<b>50</b>	<b>35</b>	<b>15</b>	<b>11.0</b>	<b>44</b>	<b>0</b>	<b>2</b>	<b>0</b>	<b>0</b>	<b>0</b>	<b>0</b>	<b>0</b>

### POSTSEASON

01/07	@ New Orleans	L	S	0	0	0	0.0	0	0	0	0	-	-	-	0
<b>TOTALS</b>			<b>1/1</b>	<b>0</b>	<b>0</b>	<b>0</b>	<b>0.0</b>	<b>0</b>	<b>0</b>	<b>0</b>	<b>0</b>	<b>0</b>	<b>0</b>	<b>0</b>	<b>0</b>

## 2016 CAROLINA

Date	Opp	W/L	P/S	T	S	A	SACK	QBP	FR	FF	PD	INT	YDS	LG	TD
09/08	@ Denver	L	P	0	0	0	0.0	0	0	0	0	-	-	-	0
09/18	SAN FRANCISCO	W	P	3	1	2	1.0	2	0	0	0	-	-	-	0
09/25	MINNESOTA	L	P	1	1	0	0.0	2	0	0	0	-	-	-	0
10/02	@ Atlanta	L	P	1	1	0	0.0	1	0	0	0	-	-	-	0
10/10	TAMPA BAY	L	P	1	1	0	0.0	1	0	1	0	-	-	-	0
10/16	@ New Orleans	L	P	3	1	2	0.5	3	0	0	0	-	-	-	0
10/30	ARIZONA	W	P	0	0	0	0.0	4	0	0	0	-	-	-	0
11/06	@ Los Angeles	W	P	3	2	1	2.0	1	0	0	1	-	-	-	0
11/13	KANSAS CITY	L	P	1	1	0	1.0	3	0	0	0	-	-	-	0
11/17	NEW ORLEANS	W	P	3	3	0	2.0	0	1	1	0	-	-	-	0
11/27	@ Oakland	L					INACTIVE - FOOT								
12/04	@ Seattle	L					INACTIVE - FOOT								
12/11	SAN DIEGO	W	P	1	1	0	1.0	4	0	0	0	-	-	-	0
12/19	@ Washington	W	P	2	2	0	0.0	0	0	0	0	-	-	-	0
12/24	ATLANTA	L	P	4	4	0	1.0	0	0	0	0	-	-	-	0
01/01	@ Tampa Bay	L	S	3	3	0	1.0	2	0	0	0	-	-	-	0
<b>TOTALS</b>			<b>14/1</b>	<b>26</b>	<b>21</b>	<b>5</b>	<b>9.5</b>	<b>23</b>	<b>1</b>	<b>2</b>	<b>1</b>	<b>0</b>	<b>0</b>	<b>0</b>	<b>0</b>

ADMINISTRATION  
& COACHES

MARIO  
ADDISON

ROOKIES

2017 IN REVIEW

RECORDS

TEAM HISTORY

REFERENCE

## 2015 CAROLINA

Date	Opp	W/L	P/S	T	S	A	SACK	QBP	FR	FF	PD	INT	YDS	LG	TD
09/13	@ Jacksonville	W	P	2	2	0	2.0	2	0	0	0	-	-	-	0
09/20	HOUSTON	W	P	1	0	1	0.0	3	0	0	0	-	-	-	0
09/27	NEW ORLEANS	W	P	3	1	2	0.0	1	0	0	0	-	-	-	0
10/04	@ Tampa Bay	W	P	1	1	0	0.0	4	0	0	0	-	-	-	0
10/18	@ Seattle	W	P	1	0	1	0.0	1	0	0	0	-	-	-	0
10/25	PHILADELPHIA	W	P	2	1	1	1.0	0	0	0	0	-	-	-	0
11/02	INDIANAPOLIS	W					INACTIVE - SHOULDER								
11/08	GREEN BAY	W	P	1	0	1	0.0	3	1	0	0	-	-	-	0
11/15	@ Tennessee	W	P	0	0	0	0.0	1	0	0	0	-	-	-	0
11/22	WASHINGTON	W	P	2	1	1	1.5	0	0	0	0	-	-	-	0
11/26	@ Dallas	W	P	0	0	0	0.0	0	0	0	0	-	-	-	0
12/06	@ New Orleans	W					INACTIVE - ANKLE								
12/13	ATLANTA	W	P	2	1	1	0.5	4	0	0	1	-	-	-	0
12/20	@ New York Giants	W	P	0	0	0	0.0	4	0	0	0	-	-	-	0
12/27	@ Atlanta	L	P	2	2	0	0.0	0	0	0	0	-	-	-	0
01/03	TAMPA BAY	W	P	2	2	0	1.0	4	0	0	0	-	-	-	0
<b>TOTALS</b>				<b>14/0</b>	<b>19</b>	<b>11</b>	<b>8</b>	<b>6.0</b>	<b>27</b>	<b>1</b>	<b>0</b>	<b>1</b>	<b>0</b>	<b>0</b>	<b>0</b>

### POSTSEASON

01/17	SEATTLE	W	P	0	0	0	0.0	1	0	0	0	-	-	-	0
01/24	ARIZONA	W	P	3	2	1	0.0	3	0	0	0	-	-	-	0
02/07	@ Denver	L	P	0	0	0	0.0	0	0	0	0	-	-	-	0
<b>TOTALS</b>				<b>3/0</b>	<b>3</b>	<b>2</b>	<b>1</b>	<b>0.0</b>	<b>4</b>	<b>0</b>	<b>0</b>	<b>0</b>	<b>0</b>	<b>0</b>	<b>0</b>

## 2014 CAROLINA

Date	Opp	W/L	P/S	T	S	A	SACK	QBP	FR	FF	PD	INT	YDS	LG	TD
09/07	@ Tampa Bay	W	P	0	0	0	0.0	0	0	0	0	-	-	-	0
09/14	DETROIT	W	P	3	2	1	2.5	3	0	0	0	-	-	-	0
09/21	PITTSBURGH	L	P	2	2	0	1.0	1	0	0	0	-	-	-	0
09/28	@ Baltimore	L	P	0	0	0	0.0	1	0	0	0	-	-	-	0
10/05	CHICAGO	W	P	1	0	1	0.5	0	0	0	0	-	-	-	0
10/12	@ Cincinnati	T	P	1	0	1	0.0	0	0	0	0	-	-	-	0
10/19	@ Green Bay	L	P	2	1	1	0.0	0	0	0	0	-	-	-	0
10/26	SEATTLE	L	P	1	1	0	0.0	3	1	0	0	-	-	-	0
10/30	NEW ORLEANS	L	P	5	4	1	0.0	1	1	0	0	-	-	-	0
11/10	@ Philadelphia	L	P	1	0	1	0.0	0	0	0	0	-	-	-	0
11/16	ATLANTA	L	P	2	1	1	1.0	0	0	0	0	-	-	-	0
11/30	@ Minnesota	L	P	0	0	0	0.0	1	0	0	0	-	-	-	0
12/07	@ New Orleans	W	P	1	1	0	1.0	5	0	0	0	-	-	-	0
12/14	TAMPA BAY	W	P	2	1	1	0.5	1	0	1	0	-	-	-	0
12/21	CLEVELAND	W	P	0	0	0	0.0	0	0	0	0	-	-	-	0
12/28	@ Atlanta	W	P	0	0	0	0.0	2	0	0	0	-	-	-	0
<b>TOTALS</b>				<b>16/0</b>	<b>21</b>	<b>13</b>	<b>8</b>	<b>6.5</b>	<b>18</b>	<b>2</b>	<b>1</b>	<b>0</b>	<b>0</b>	<b>0</b>	<b>0</b>

### POSTSEASON

01/03	ARIZONA	W	P	0	0	0	0.0	0	0	0	0	-	-	-	0
01/10	@ Seattle	L	P	3	2	1	1.0	0	0	0	0	-	-	-	0
<b>TOTALS</b>				<b>2/0</b>	<b>3</b>	<b>2</b>	<b>1</b>	<b>1.0</b>	<b>0</b>	<b>0</b>	<b>0</b>	<b>0</b>	<b>0</b>	<b>0</b>	<b>0</b>



## 2013 CAROLINA

Date	Opp	W/L	P/S	T	S	A	SACK	QBP	FR	FF	PD	INT	YDS	LG	TD
09/08	SEATTLE	L	P	1	1	0	0.0	1	0	0	0	-	-	-	0
09/15	@ Buffalo	L	P	1	1	0	0.0	1	0	0	0	-	-	-	0
09/22	NEW YORK GIANTS	W	P	2	1	1	0.0	1	0	0	0	-	-	-	0
10/06	@ Arizona	L	P	1	0	1	0.5	2	0	0	0	-	-	-	0
10/13	@ Minnesota	W	P	1	0	1	0.0	2	0	0	0	-	-	-	0
10/20	ST. LOUIS	W	P	0	0	0	0.0	0	0	0	0	-	-	-	0
10/24	@ Tampa Bay	W	P	0	0	0	0.0	2	0	0	0	-	-	-	0
11/03	ATLANTA	W	P	2	2	0	0.0	1	0	1	0	-	-	-	0
11/10	@ San Francisco	W	P	0	0	0	0.0	0	0	0	0	-	-	-	0
11/18	NEW ENGLAND	W	P	2	1	1	0.0	0	1	0	0	-	-	-	0
11/24	@ Miami	W	S	1	1	0	1.0	4	0	0	0	-	-	-	0
12/01	TAMPA BAY	W	S	0	0	0	0.0	0	0	0	0	-	-	-	0
12/08	@ New Orleans	L	P	1	0	1	0.5	1	0	0	0	-	-	-	0
12/15	NEW YORK JETS	W	P	0	0	0	0.0	0	0	0	0	-	-	-	0
12/22	NEW ORLEANS	W	P	2	1	1	0.5	0	0	0	0	-	-	-	0
12/29	@ Atlanta	W	P	0	0	0	0.0	0	0	0	0	-	-	-	0
<b>TOTALS</b>			<b>16/2</b>	<b>14</b>	<b>8</b>	<b>6</b>	<b>2.5</b>	<b>15</b>	<b>1</b>	<b>1</b>	<b>0</b>	<b>0</b>	<b>0</b>	<b>0</b>	<b>0</b>

### POSTSEASON

01/12	SAN FRANCISCO	L	P	1	1	0	0.0	0	0	0	0	-	-	-	0
<b>TOTALS</b>			<b>1/0</b>	<b>1</b>	<b>1</b>	<b>0</b>	<b>0.0</b>	<b>0</b>	<b>0</b>	<b>0</b>	<b>0</b>	<b>0</b>	<b>0</b>	<b>0</b>	<b>0</b>

## 2012 CAROLINA

Date	Opp	W/L	P/S	T	S	A	SACK	QBP	FR	FF	PD	INT	YDS	LG	TD
12/09	ATLANTA	W	P	0	0	0	0.0	1	0	0	0	-	-	-	0
12/16	@ San Diego	W	P	1	1	0	1.0	0	0	1	0	-	-	-	0
12/23	OAKLAND	W	S	3	3	0	0.0	0	0	0	0	-	-	-	0
12/30	@ New Orleans	W	P	0	0	0	0.0	1	0	0	0	-	-	-	0
<b>TOTALS</b>			<b>4/1</b>	<b>4</b>	<b>4</b>	<b>0</b>	<b>1.0</b>	<b>2</b>	<b>0</b>	<b>1</b>	<b>0</b>	<b>0</b>	<b>0</b>	<b>0</b>	<b>0</b>

## 2012 WASHINGTON

Date	Opp	W/L	P/S	T	S	A	SACK	QBP	FR	FF	PD	INT	YDS	LG	TD
10/14	MINNESOTA	W	P	0	0	0	0.0	-	0	0	0	-	-	-	0
10/21	@ New York Giants	L	P	0	0	0	0.0	-	0	0	0	-	-	-	0
10/28	@ Pittsburgh	L	P	0	0	0	0.0	-	0	0	0	-	-	-	0
11/04	CAROLINA	L	P	0	0	0	0.0	-	0	0	0	-	-	-	0
11/18	PHILADELPHIA	W						INACTIVE							
11/22	@ Dallas	W	P	0	0	0	0.0	-	0	0	0	-	-	-	0
12/03	NEW YORK GIANTS	W						practice squad							
<b>TOTALS</b>			<b>5/0</b>	<b>0</b>	<b>0</b>	<b>0</b>	<b>0.0</b>	<b>-</b>	<b>0</b>	<b>0</b>	<b>0</b>	<b>0</b>	<b>0</b>	<b>0</b>	<b>0</b>

## 2012 INDIANAPOLIS

Date	Opp	W/L	P/S	T	S	A	SACK	QBP	FR	FF	PD	INT	YDS	LG	TD
09/09	@ Chicago	L	P	0	0	0	0.0	-	0	0	0	-	-	-	0
09/16	MINNESOTA	W	P	0	0	0	0.0	-	0	0	0	-	-	-	0
09/23	JACKSONVILLE	L	P	0	0	0	0.0	-	0	0	0	-	-	-	0
10/07	GREEN BAY	W						practice squad							
<b>TOTALS</b>			<b>3/0</b>	<b>0</b>	<b>0</b>	<b>0</b>	<b>0.0</b>	<b>-</b>	<b>0</b>	<b>0</b>	<b>0</b>	<b>0</b>	<b>0</b>	<b>0</b>	<b>0</b>

## 2011 INDIANAPOLIS

Date	Opp	W/L	P/S	T	S	A	SACK	QBP	FR	FF	PD	INT	YDS	LG	TD	
11/27	CAROLINA	L							INACTIVE							
12/04	@ New England	L	P	5	4	1	0.0	-	0	0	0	-	-	-	0	
12/11	@ Baltimore	L	P	0	0	0	0.0	-	0	0	0	-	-	-	0	
12/18	TENNESSEE	W	P	0	0	0	0.0	-	0	0	0	-	-	-	0	
12/22	HOUSTON	W							INACTIVE							
01/01	@ Jacksonville	L							INACTIVE							
<b>TOTALS</b>				<b>3/0</b>	<b>5</b>	<b>4</b>	<b>1</b>	<b>0.0</b>	<b>-</b>	<b>0</b>	<b>0</b>	<b>0</b>	<b>0</b>	<b>0</b>	<b>0</b>	<b>0</b>

## 2011 CHICAGO

Date	Opp	W/L	P/S	T	S	A	SACK	QBP	FR	FF	PD	INT	YDS	LG	TD
09/11	ATLANTA	W							INACTIVE						
09/18	@ New Orleans	L	P	0	0	0	0.0	-	0	0	0	-	-	-	0
09/25	GREEN BAY	L							DID NOT PLAY						
10/02	CAROLINA	W							INACTIVE						
10/10	@ Detroit	L							INACTIVE						
10/16	MINNESOTA	W	P	0	0	0	0.0	-	0	0	0	-	-	-	0
10/23	@ Tampa Bay	W							INACTIVE						
11/07	@ Philadelphia	W							INACTIVE						
11/13	DETROIT	W	P	0	0	0	0.0	-	0	0	0	-	-	-	0
11/20	SAN DIEGO	W	P	0	0	0	0.0	-	0	0	0	-	-	-	0
<b>TOTALS</b>				<b>4/0</b>	<b>0</b>	<b>0</b>	<b>0</b>	<b>0.0</b>	<b>-</b>	<b>0</b>	<b>0</b>	<b>0</b>	<b>0</b>	<b>0</b>	<b>0</b>

## SACK MASTERS

Since 2012, no group of defensive linemen produced more sacks than Carolina's 219. The defensive line's 219 sacks are part of an NFL-leading 280 total sacks by the Panthers from 2012-17.

### NFL TEAM LEADERS // TOTAL SACKS // 2012-17

TEAM	SACKS
<i>Carolina</i>	<b>280</b>
Los Angeles Rams	265
Denver	261
Green Bay	252



# C.J. ANDERSON

RUNNING BACK • CALIFORNIA

6TH NFL SEASON  
1ST PANTHERS SEASON



PRO BOWLS: 1  
2014

Ht: 5-8 Wt: 225 • Born: February 10, 1991 • NFL Games Played/Started: 58/36 [5/2] • Acquired: FA-18



# 20

## HONORS

- Pro Bowl (2014)
- 2x AFC Offensive Player of the Week (2015, Week 12; 2014, Week 17)

## PRO CAREER

- Started all 16 games for Denver in 2017 and tallied first career 1,000-yard rushing season as he amassed 1,007 rushing yards, ranking ninth in the NFL...Scored three rushing touchdowns and added one receiving touchdown.
- Only appeared in seven games in 2016 for Denver before suffering a knee injury and going on injured reserve... Totaled 437 rushing yards and 128 receiving yards before going on injured reserve.
- Played in 15 regular season games and ran for 720 yards with five rushing touchdowns in 2015 for the Broncos...Added 183 receiving yards.
- Selected as AFC Offensive Player of the Week (vs. New England, 11/19/15) after winning the game in overtime on a career-long 48-yard touchdown run and finishing with 15 carries for 113 yards with two touchdowns.
- Helped Denver advance through the 2015 playoffs with 234 rushing yards and two touchdowns in three games... Ran for 90 yards and a touchdown in a win in Super Bowl 50...Marked third-highest rushing total by an undrafted running back in Super Bowl history.
- Selected to the Pro Bowl in his sophomore season with Denver in 2014, rushing for 849 yards and adding a career-best 324 receiving yards on just 34 receptions...Had a career-best eight rushing touchdowns.
- Named AFC Offensive Player of the Week after tying his career high with three rushing touchdowns against Oakland (12/28/14).
- Played in five games and ran for 38 yards for Denver in rookie season in 2013.

**TRANSACTIONS:** Signed as an undrafted free agent by Denver Broncos (5/1/13)...Put on injured reserved with a knee injury (10/28/16)...Terminated as vested veteran by Denver (4/16/18)...Signed as a free agent by Carolina (5/4/18).

**GP/GS:** Career (58/36) [5/2]; 2017 (16/16); 2016 (7/7); 2015 (15/6) [3/1]; 2014 (15/7) [1/1]; 2013 (5/0) [1/0]

**2017:** Tallied first 1,000-yard rushing season in career, finishing with 1,007 rushing yards on 245 carries for three rushing touchdowns...Ranked ninth in the NFL in rushing yards...Totaled 224 receiving yards on 28 receptions with one receiving touchdown...**vs. Dallas (9/17):** Ran for 118 yards on 25 carries with one rushing touchdown...**At Indianapolis (12/14):** Totaled a season-high 158 rushing yards on 30 carries, the third-highest output of his career...**At Washington (12/24):** Made a season-high seven receptions for a season-high 45 receiving yards...Also had 88 rushing yards and a touchdown.

**COLLEGE:** Appeared in all 25 games (two starts) in two seasons at the University of California-Berkley after transferring from Laney College...Rushed for 1,135 yards and 12 touchdowns on 198 carries (5.7 avg.) for the Golden Bears and added 22 receptions for 350 yards and two scores...Totaled 126 rushes for 790 yards (6.3 avg.) and four touchdowns as a senior while topping the 100-yard mark on three occasions...Earned first-team All-America honors and led the NorCal Conference in rushing during his final season at Laney College in 2010, racking up 1,644 yards and 13 touchdowns on 206 attempts (8.0 avg.).

**PERSONAL:** Anderson attended Bethel High School in Vallejo, Calif...Majored in interdisciplinary studies at Cal.

ADMINISTRATION  
& COACHES

C.J.  
ANDERSON

ROOKIES

2017 IN REVIEW

RECORDS

TEAM HISTORY

REFERENCE

## C.J. ANDERSON CAREER STATISTICS

Year	Team	GP	GS	RUSHING						RECEIVING				
				Att	Yds	Avg	Lg	TD	No	Yds	Avg	Lg	TD	
2013	Denver	5	0	7	38	5.4	11	0	0	0	0	0	0	
2014	Denver	15	7	179	849	4.7	27	8	34	324	9.5	51t	2	
2015	Denver	15	6	152	720	4.7	48t	5	25	183	7.3	27	0	
2016	Denver	7	7	110	437	4.0	28	4	16	128	8.0	25t	1	
2017	Denver	16	16	245	1,007	4.1	40	3	28	224	8	25	1	
<b>Totals</b>		<b>58</b>	<b>36</b>	<b>693</b>	<b>3,051</b>	<b>4.4</b>	<b>48</b>	<b>20</b>	<b>103</b>	<b>859</b>	<b>8.3</b>	<b>51</b>	<b>4</b>	

Year	Team	GP	GS	RUSHING						RECEIVING				
				Att	Yds	Avg	Lg	TD	No	Yds	Avg	Lg	TD	
2013	Denver	1	0	2	9	4.5	6	0	1	14	14.0	14	0	
2014	Denver	1	1	18	80	4.4	22	0	6	29	4.8	15	0	
2015	Denver	3	1	54	234	4.3	34	2	9	39	4.3	8	0	
<b>Totals</b>		<b>5</b>	<b>2</b>	<b>74</b>	<b>323</b>	<b>4.4</b>	<b>34</b>	<b>2</b>	<b>16</b>	<b>82</b>	<b>5.1</b>	<b>15</b>	<b>0</b>	

### SINGLE-GAME CAREER HIGHS

<b>RUSHES</b>	32	at Kansas City (11/30/14)
<b>RUSHING YARDS</b>	168	at Kansas City (11/30/14)
<b>RUSHING TOUCHDOWNS</b>	3	2x, last vs. Oakland (12/28/14)
<b>LONGEST RUSH</b>	48t	vs. New England (11/29/15)
<b>RECEPTIONS</b>	8	2x, last at Cincinnati (12/22/14)
<b>RECEIVING YARDS</b>	86	at St. Louis (11/16/14)
<b>RECEIVING TOUCHDOWNS</b>	1	4x, last vs. Dallas (9/17/17)
<b>LONGEST RECEPTION</b>	51t	at Oakland (11/9/14)

## C.J. ANDERSON GAME-BY-GAME

### 2017 DENVER

Date	Opp	W/L	P/S	Rsh	Yds	Avg	LG	TD	Rec	Yds	Avg	LG	TD	
09/11	LA CHARGERS	W	S	20	81	4.1	18	0	1	7	7.0	7	0	
09/17	DALLAS	W	S	25	118	4.7	28	1	3	36	12.0	16t	1	
09/24	@ Buffalo	L	S	8	36	4.5	32	0	2	7	3.5	5	0	
10/01	OAKLAND	W	S	20	95	4.8	40	0	4	17	4.3	8	0	
10/15	NEW YORK GIANTS	L	S	9	17	1.9	6	0	0	0	-	-	0	
10/22	@ LA Chargers	L	S	10	44	4.4	11	0	1	17	17.0	17	0	
10/30	@ Kansas City	L	S	15	78	5.2	12	0	1	7	7.0	7	0	
11/05	@ Philadelphia	L	S	9	134	1.4	4	0	0	0	-	-	0	
11/12	NEW ENGLAND	L	S	10	54	5.4	21	0	1	1	1.0	1	0	
11/19	CINCINNATI	L	S	13	37	2.8	7	1	2	19	9.5	13	0	
11/26	@ Oakland	L	S	5	12	2.4	4	0	0	0	-	-	0	
12/03	@ Miami	L	S	15	67	4.5	14	0	4	43	10.8	25	0	
12/10	NEW YORK JETS	W	S	22	48	2.2	7	0	2	25	12.5	13	0	
12/14	@ Indianapolis	W	S	30	158	5.3	16	0	0	0	-	-	0	
12/24	@ Washington	L	S	16	88	5.5	21	1	7	45	6.4	14	0	
12/31	KANSAS CITY	L	S	18	61	3.4	10	0	0	0	-	-	0	
<b>TOTALS</b>				<b>16/16</b>	<b>245</b>	<b>1007</b>	<b>4.1</b>	<b>40</b>	<b>3</b>	<b>28</b>	<b>224</b>	<b>8.0</b>	<b>25</b>	<b>1</b>

## 2016 DENVER

Date	Opp	W/L	P/S	Rsh	Yds	Avg	LG	TD	Rec	Yds	Avg	LG	TD
09/08	CAROLINA	W	S	20	92	4.6	28	1	4	47	11.8	25	1
09/18	INDIANAPOLIS	W	S	20	74	3.7	13	1	3	19	6.3	11	0
09/25	at Cincinnati	W	S	14	37	2.6	13	0	1	4	4.0	4	0
10/02	@ Tampa Bay	W	S	19	49	2.6	12	1	1	3	3.0	3	0
10/09	ATLANTA	L	S	11	41	3.7	10	0	3	21	7.0	9	0
10/13	@ San Diego	L	S	10	37	3.7	11	0	4	34	8.5	11	0
10/24	HOUSTON	W	S	16	107	6.7	19	1	0	0	-	-	0
10/30	SAN DIEGO	W											
11/06	at Oakland	L											
11/13	@ New Orleans	W											
11/27	KANSAS CITY	L											
12/04	@ Jacksonville	W											
12/11	@ Tennessee	L											
12/18	NEW ENGLAND	L											
12/25	@ Kansas City	L											
01/01	OAKLAND	W											
<b>TOTALS</b>			<b>7/7</b>	<b>110</b>	<b>437</b>	<b>4.0</b>	<b>28</b>	<b>4</b>	<b>16</b>	<b>128</b>	<b>8.0</b>	<b>25</b>	<b>1</b>

## 2015 DENVER

Date	Opp	W/L	P/S	Rsh	Yds	Avg	LG	TD	Rec	Yds	Avg	LG	TD
09/13	BALTIMORE	W	S	12	29	2.4	6	0	4	19	4.8	8	0
09/17	@ Kansas City	W	S	12	27	2.3	14	0	1	2	2.0	2	0
09/27	@ Detroit	W	S	8	18	2.3	5	0	1	9	9.0	9	0
10/04	MINNESOTA	W	S	11	43	3.9	13	0	1	27	27.0	27	0
10/11	@ Oakland	W	S	11	22	2.0	10	0	2	18	9.0	10	0
10/18	@ Cleveland	W	S	13	41	3.2	11	0	4	25	6.3	11	0
11/01	GREEN BAY	W	P	14	101	7.21	28	1	1	5	5.0	5	0
11/08	@ Indianapolis	L	P	7	34	4.9	12	0	1	4	4.0	4	0
11/15	KANSAS CITY	L	P	2	9	4.5	5	0	0	0	-	-	0
11/22	@ Chicago	W	P	12	59	4.9	15	0	2	13	6.5	12	0
11/29	NEW ENGLAND	W	P	15	113	7.5	48	2	4	40	10.0	20	0
12/06	@ San Diego	W	P	7	42	6.0	22	0	1	12	12.0	12	0
12/13	OAKLAND	L											
12/20	@ Pittsburgh	L	P	4	14	3.5	5	0	1	6	6.0	6	0
12/28	CINCINNATI	W	P	9	73	8.1	39	1	1	8	8.0	8	0
01/03	@ San Diego	W	P	15	95	6.3	27	1	1	-5	-5.0	-5	0
<b>TOTALS</b>			<b>15/6</b>	<b>152</b>	<b>720</b>	<b>4.7</b>	<b>48t</b>	<b>5</b>	<b>25</b>	<b>183</b>	<b>7.3</b>	<b>27</b>	<b>0</b>
<b>POSTSEASON</b>													
01/17	PITTSBURGH	W	P	15	72	4.8	34	1	2	11	5.5	7	0
01/24	NEW ENGLAND	W	P	16	72	4.5	30	0	3	18	6.0	8	0
02/07	CAROLINA	W	S	23	90	3.9	34	1	4	10	2.5	7	0
<b>TOTALS</b>			<b>3/1</b>	<b>54</b>	<b>234</b>	<b>4.3</b>	<b>34</b>	<b>2</b>	<b>9</b>	<b>39</b>	<b>4.3</b>	<b>8</b>	<b>0</b>

ADMINISTRATION  
& COACHES

C.J.  
ANDERSON

ROOKIES

2017 IN REVIEW

RECORDS

TEAM HISTORY

REFERENCE

## 2014 DENVER

Date	Opp	W/L	P/S	Rsh	Yds	Avg	LG	TD	Rec	Yds	Avg	LG	TD
09/07	INDIANAPOLIS	W	P	4	27	6.8	13	0	0	0	-	-	0
09/14	KANSAS CITY	W	P	5	31	6.2	13	0	0	0	-	-	0
09/21	@ Seattle	L	P	2	-3	-1.5	-1	0	1	1	1.0	1	0
10/05	ARIZONA	W		INACTIVE									
10/12	@ N.Y. Jets	W	P	11	22	2.0	10	0	2	18	9.0	10	0
10/19	SAN FRANCISCO	W	P	2	9	4.5	5	0	0	0	-	-	0
10/23	SAN DIEGO	W	P	1	0	0.0	0	0	0	0	-	-	0
11/02	@ New England	L	P	3	18	6.0	8	0	3	33	11.0	24	0
11/09	@ OAKLAND	W	P	13	90	6.9	17	0	4	73	18.3	51t	1
11/16	@ St. Louis	L	S	9	29	3.2	9	0	8	86	10.8	21	0
11/23	MIAMI	W	S	27	167	6.2	26	1	4	28	7.0	9	0
11/30	@ Kansas City	W	S	32	168	5.3	20	0	2	17	8.5	15	1
12/07	BUFFALO	W	S	21	58	2.8	10	3	0	0	-	-	0
12/14	@ San Diego	W	S	29	85	2.9	9	0	2	11	5.5	8	0
12/22	@ Cincinnati	L	S	18	83	4.6	27	1	8	55	6.9	20	0
12/28	OAKLAND	W	S	13	87	6.7	25	3	2	20	10.0	15	0
<b>TOTALS</b>			<b>15/7</b>	<b>179</b>	<b>849</b>	<b>4.7</b>	<b>27</b>	<b>8</b>	<b>34</b>	<b>324</b>	<b>9.5</b>	<b>51t</b>	<b>2</b>

### POSTSEASON

01/11	INDIANAPOLIS	L	S	18	80	4.4	22	0	6	29	4.8	15	0
<b>TOTALS</b>			<b>1/1</b>	<b>18</b>	<b>80</b>	<b>4.4</b>	<b>22</b>	<b>0</b>	<b>6</b>	<b>29</b>	<b>4.8</b>	<b>15</b>	<b>0</b>

## 2013 DENVER

Date	Opp	W/L	P/S	Rsh	Yds	Avg	LG	TD	Rec	Yds	Avg	LG	TD
09/05	BALTIMORE	W		INACTIVE									
09/15	@ N.Y. Giants	W		INACTIVE									
09/23	OAKLAND	W		INACTIVE									
09/29	PHILADELPHIA	W		INACTIVE									
10/06	@ Dallas	W		INACTIVE									
10/13	JACKSONVILLE	W		INACTIVE									
10/20	@ Indianapolis	L		INACTIVE									
10/27	WASHINGTON	W	P	4	22	5.5	11	0	0	0	-	-	0
11/10	@ San Diego	W	P	0	0	-	-	0	0	0	-	-	0
11/17	KANSAS CITY	W	P	0	0	-	-	0	0	0	-	-	0
11/24	@ New England	L	P	3	16	5.3	6	0	0	0	-	-	0
12/01	@ Kansas City	W		INACTIVE									
12/08	TENNESSEE	W	P	0	0	-	-	0	0	0	-	-	0
12/12	SAN DIEGO	L		INACTIVE									
12/22	@ Houston	W		INACTIVE									
12/29	@ Oakland	W		INACTIVE									
<b>TOTALS</b>			<b>5/0</b>	<b>7</b>	<b>38</b>	<b>5.4</b>	<b>11</b>	<b>0</b>	<b>0</b>	<b>0</b>	<b>0</b>	<b>0</b>	<b>0</b>

### POSTSEASON

01/12	SAN DIEGO	W		DID NOT PLAY									
01/19	NEW ENGLAND	W		DID NOT PLAY									
02/02	SEATTLE	L	P	2	9	4.5	6	0	1	14	14.0	14	0
<b>TOTALS</b>			<b>1/0</b>	<b>2</b>	<b>9</b>	<b>4.5</b>	<b>6</b>	<b>0</b>	<b>1</b>	<b>14</b>	<b>14.0</b>	<b>14</b>	<b>0</b>

# ALEX ARMAH

FULLBACK • WEST GEORGIA

2ND NFL SEASON  
2ND PANTHERS SEASON



# 40

Ht: 6-2 Wt: 255 • Born: May 17, 1994 • NFL Games Played/Started: 9/0 [1/0] • Acquired: D6-17

## PRO CAREER

• Saw action in nine games during his rookie season in 2017, primarily on special teams...Played on multiple special teams units and saw limited action as a fullback...Registered one special teams tackle.

• Made NFL debut vs. New Orleans (9/24/17).

**TRANSACTIONS:** Selected in the sixth round (192nd overall) of the NFL Draft by Carolina (4/29/17).

**GP/GS:** Career (9/0) [1/0]; 2017 (9/0) [1/0].

**2017:** Saw action in nine games and was inactive four games during his rookie campaign...Key cog on special teams...Registered one special teams tackle...Saw limited action at fullback and tight end...**Vs. New Orleans (9/24):** Made NFL debut.

**POSTSEASON: At New Orleans (1/7/18):** Saw action on special teams...Did not record any statistics.

**COLLEGE:** Played in 51 games with 41 starts at West Georgia...Lined up at linebacker, defensive end and tight end...Three-time All-Gulf South Coast Conference honoree...Became the first player in conference history to be named all-conference on offense and defense...Produced 188 tackles, 41.5 tackles for loss, 17.5 sacks, nine quarterback pressures, five forced fumbles, one fumble recovery, one interception and four passes defended...Recorded nine catches for 146 yards and two touchdowns...As a senior in 2016, earned First-team All-Gulf South Conference honors as a defensive end and second-team selection at

tight end...Played in 11 games with 10 starts...Notched 25 tackles, 5.5 tackles for loss, 0.5 sacks, one fumble recovery and one pass defended...Registered eight receptions for 144 yards and one touchdown...As a junior in 2015, named First Team All-Gulf South Conference...Played in 14 games with 12 starts...Ranked second on the Wolves with nine sacks and 14.5 tackles for loss to go along with three quarterback pressures...Compiled 52 tackles and two forced fumbles...Appeared at tight end on short-yardage and goal-line packages...Caught one pass for a two-yard touchdown and three two-point conversions...As a sophomore in 2014, earned Second-team All-Gulf South Conference honors...Moved to defensive end from linebacker...Started 15 games...Posted 64 tackles, 14.5 tackles for loss, seven sacks, six quarterback pressures, one forced fumble and three passes defended...Played in 11 games with four starts at linebacker as a freshman in 2013...Logged 47 tackles, seven tackles for loss, one sack, two forced fumbles and one interception...Redshirted as a true freshman in 2012.

**PERSONAL:** Attended Dacula (Ga.) High School...Majored in management and marketing at West Georgia.

ADMINISTRATION  
& COACHES

ALEX  
ARMAH

ROOKIES

2017 IN REVIEW

RECORDS

TEAM HISTORY

REFERENCE

## ALEX ARMAH CAREER STATISTICS

Year	Team	GP	GS	RUSHING					RECEIVING				
				Att	Yds	Avg	Lg	TD	No	Yds	Avg	Lg	TD
2017	Carolina	9	0	0	0	0.0	0	0	0	0	0.0	0	0
<b>Totals</b>		<b>9</b>	<b>0</b>	<b>0</b>	<b>0</b>	<b>0.0</b>	<b>0</b>	<b>0</b>	<b>0</b>	<b>0</b>	<b>0.0</b>	<b>0</b>	<b>0</b>

Year	Team	GP	GS	RUSHING					RECEIVING				
				Att	Yds	Avg	Lg	TD	No	Yds	Avg	Lg	TD
2017	Carolina	1	0	0	0	0.0	0	0	0	0	0.0	0	0
<b>Totals</b>		<b>1</b>	<b>0</b>	<b>0</b>	<b>0</b>	<b>0.0</b>	<b>0</b>	<b>0</b>	<b>0</b>	<b>0</b>	<b>0.0</b>	<b>0</b>	<b>0</b>

### ADDITIONAL STATISTICS

SPECIAL TEAMS TACKLES: 2017 (1).

## ALEX ARMAH GAME-BY-GAME

### 2017 CAROLINA

Date	Opp	W/L	P/S	Rsh	Yds	Avg	LG	TD	Rec	Yds	Avg	LG	TD
09/10	@ San Francisco	W		practice squad									
09/17	BUFFALO	W		practice squad									
09/24	NEW ORLEANS	L	P	0	0	-	-	0	0	0	-	-	0
10/01	@ New England	W	P	0	0	-	-	0	0	0	-	-	0
10/08	@ Detroit	W	P	0	0	-	-	0	0	0	-	-	0
10/12	PHILADELPHIA	L	P	0	0	-	-	0	0	0	-	-	0
10/22	@ Chicago	L	P	0	0	-	-	0	0	0	-	-	0
10/29	@ Tampa Bay	W		INACTIVE - HAMSTRING									
11/05	ATLANTA	W	P	0	0	-	-	0	0	0	-	-	0
11/13	MIAMI	W	P	0	0	-	-	0	0	0	-	-	0
11/26	@ New York Jets	W		INACTIVE									
12/03	@ New Orleans	L	P	0	0	-	-	0	0	0	-	-	0
12/10	MINNESOTA	W		INACTIVE									
12/17	GREEN BAY	W		INACTIVE									
12/24	TAMPA BAY	W		INACTIVE									
12/31	@ Atlanta	L	P	0	0	-	-	0	0	0	-	-	0
<b>TOTALS</b>				<b>9/0</b>	<b>0</b>	<b>0</b>	<b>-</b>	<b>0</b>	<b>0</b>	<b>0</b>	<b>-</b>	<b>0</b>	<b>0</b>

### POSTSEASON

01/07	@ New Orleans	L	P	0	0	-	-	0	0	0	-	0	0
<b>TOTALS</b>				<b>1/0</b>	<b>0</b>	<b>0</b>	<b>-</b>	<b>0</b>	<b>0</b>	<b>0</b>	<b>-</b>	<b>0</b>	<b>0</b>



# CAMERON ARTIS-PAYNE

RUNNING BACK • AUBURN

4TH NFL SEASON  
4TH PANTHERS SEASON



# 34

Ht: 5-10 Wt: 215 • Born: June 23, 1990 • NFL Games Played/Started: 23/3 (2/0) • Acquired: D5b-15

## PRO CAREER

- Played in 13 games in 2017...Recorded 95 rushing yards and one touchdown on 18 carries...Added one reception for two yards.
- Recorded a career-long 43-yard rush vs. Miami (11/13/17)...Finished the game with 68 rushing yards, the second-highest single-game total of his career.
- Started all three games played for Carolina in 2016...Recorded 144 rushing yards and two touchdowns on 36 carries.
- Recorded first career start vs. Minnesota (9/25/16), rushing for 47 yards on 12 attempts.
- Rushed for career highs of 85 rushing yards and two touchdowns vs. Tampa Bay (10/10/16).
- Played in seven games at running back for Carolina as a rookie in 2015...Rushed for 183 yards and one touchdown on 45 carries.
- Saw action in first playoff appearance in NFC Divisional Game vs. Seattle (1/17/16).
- Saw action at running back and on special teams in first career game vs. Jacksonville (9/13/15).
- Recorded first career touchdown, an 11-yard rush, vs. Tampa Bay (1/31/15).

**TRANSACTIONS:** Selected in the fifth round (174th overall) of the 2015 NFL Draft by Carolina (5/2/15).

**GP/GS:** Career (23/3) [2/0]; 2017 (13/0) [1/0]; 2016 (3/3); 2015 (7/0) [1/0].

**2017:** Saw action as a reserve running back and on special teams in 13 games and was inactive three games...Rushed 18 times for 95 yards and one touchdown, posting a career-high 5.3-yard average per carry...Also tallied one reception for two yards and tied for third on the team with five special teams tackles...**vs. Miami (11/13):** Rushed seven times for a season-high 68 yards and one touchdown...Posted second-highest single game rushing total of his career (85 yards, vs. Tampa Bay 10/10/16), including a career-long 43-yard run in the fourth quarter...Scored first touchdown of the season on a 12-yard run in the third quarter...Added one special teams tackle.

**POSTSEASON:** At New Orleans (1/7): Saw action but did not record any statistics.

**COLLEGE:** Spent final two seasons at Auburn following two years at Allan Hancock College...Played in 27 games with 12 starts at Auburn...Totaled 2,218 yards and 19 touchdowns on 394 carries...Produced 11 100-yard rushing performances...Recorded 14 catches for 151 yards...Ranks as Hancock's all-time leading rusher with 3,412 yards and 43 touchdowns...Earned First-team All-Southeastern Conference honors as a senior in 2014...Voted the team's offensive most valuable player...Played in 13 games with 11 starts...Led the conference with 1,608 yards, the third most in school history, on 303 attempts and scored a team-leading 13 touchdowns...Compiled nine 100-yard rushing efforts...Notched 13 receptions for 147 yards...Posted career highs of 30 carries and 221 yards with two touchdowns versus Texas A&M...As a junior in 2013, played in 14 games with one start...Rushed for 614 yards and six touchdowns on 91 attempts...Caught one pass for four yards...First-team All-American by the Junior College Athletic Bureau at Allan Hancock College as a sophomore in 2012...Finished first in the California Community College Athletic Association with 2,048 yards and 25 touchdowns on 261 carries...As a freshman in 2011, gained a team-leading 1,364 yards with 18 touchdowns on 229 attempts.

**PERSONAL:** Attended Milford Academy in New Berlin, N.Y., after graduating from Harrisburg (Pa.) High School...Majoring in philosophy at Auburn.



Artis-Payne rushed for a season-high 68 yards and one touchdown in Week 10 vs. Miami (11/13/17), including a career-long 43-yard run in the fourth quarter.

ADMINISTRATION  
& COACHES

CAMERON  
ARTIS-PAYNE

ROOKIES

2017 IN REVIEW

RECORDS

TEAM HISTORY

REFERENCE

## CAMERON ARTIS-PAYNE CAREER STATISTICS

Year	Team	GP	GS	RUSHING					RECEIVING				
				Att	Yds	Avg	Lg	TD	No	Yds	Avg	Lg	TD
2015	Carolina	7	0	45	183	4.1	31	1	5	58	11.6	20	0
2016	Carolina	3	3	36	144	4.0	14	2	1	11	11.0	11	0
2017	Carolina	13	0	18	95	5.3	43	1	1	2	2.0	2	0
<b>Totals</b>		<b>23</b>	<b>3</b>	<b>99</b>	<b>422</b>	<b>4.3</b>	<b>43</b>	<b>4</b>	<b>7</b>	<b>71</b>	<b>10.1</b>	<b>20</b>	<b>0</b>

POSTSEASON		GP	GS	RUSHING					RECEIVING				
Year	Team			Att	Yds	Avg	Lg	TD	No	Yds	Avg	Lg	TD
2015	Carolina	1	0	3	7	2.3	3	0	1	1	1.0	1	0
2017	Carolina	1	0	0	0	0.0	0	0	0	0	0.0	0	0
<b>Totals</b>		<b>2</b>	<b>0</b>	<b>3</b>	<b>7</b>	<b>2.3</b>	<b>3</b>	<b>0</b>	<b>1</b>	<b>1</b>	<b>1.0</b>	<b>1</b>	<b>0</b>

### ADDITIONAL STATISTICS

SPECIAL TEAMS TACKLES: 2017 (5).

### SINGLE-GAME CAREER HIGHS

RUSH ATTEMPTS	18	vs. Tampa Bay (10/10/16)
RUSHING YARDS	85	vs. Tampa Bay (10/10/16)
LONG RUSH	43	vs. Miami (11/13/17)
RUSHING TDS	2	vs. Tampa Bay (10/10/16)
RECEPTIONS	2	2x, last vs. Tampa Bay (1/3/15)
RECEIVING YARDS	34	at New York Giants (12/20/15)

## CAMERON ARTIS-PAYNE GAME-BY-GAME

### 2017 CAROLINA

Date	Opp	W/L	P/S	Rsh	Yds	Avg	LG	TD	Rec	Yds	Avg	LG	TD
09/10	@ San Francisco	W											
09/17	BUFFALO	W											
09/24	NEW ORLEANS	L											
10/01	@ New England	W	P	0	0	-	-	0	0	0	-	-	0
10/08	@ Detroit	W	P	0	0	-	-	0	0	0	-	-	0
10/12	PHILADELPHIA	L	P	0	0	-	-	0	0	0	-	-	0
10/22	@ Chicago	L	P	0	0	-	-	0	0	0	-	-	0
10/29	@ Tampa Bay	W	P	4	8	2.0	11	0	1	2	2.0	2	0
11/05	ATLANTA	W	P	1	3	3.0	3	0	0	0	-	-	0
11/13	MIAMI	W	P	7	68	9.7	43	1	0	0	-	-	0
11/26	@ New York Jets	W	P	1	0	0.0	0	0	0	0	-	-	0
12/03	@ New Orleans	L	P	0	0	-	-	0	0	0	-	-	0
12/10	MINNESOTA	W	P	0	0	-	-	0	0	0	-	-	0
12/17	GREEN BAY	W	P	0	0	-	-	0	0	0	-	-	0
12/24	TAMPA BAY	W	P	0	0	-	-	0	0	0	-	-	0
12/31	@ Atlanta	L	P	5	16	3.2	12	0	0	0	-	-	0
<b>TOTALS</b>			<b>13/0</b>	<b>18</b>	<b>95</b>	<b>5.3</b>	<b>43</b>	<b>1</b>	<b>1</b>	<b>2</b>	<b>2.0</b>	<b>2</b>	<b>0</b>

### POSTSEASON

01/07	@ New Orleans	L	P	0	0	-	-	0	0	0	-	0	0
<b>TOTALS</b>			<b>1/0</b>	<b>0</b>	<b>0</b>	<b>0</b>	<b>0</b>	<b>0</b>	<b>0</b>	<b>0</b>	<b>0</b>	<b>0</b>	<b>0</b>

## 2016 CAROLINA

Date	Opp	W/L	P/S	Rsh	Yds	Avg	LG	TD	Rec	Yds	Avg	LG	TD
09/08	@ Denver	L				INACTIVE							
09/18	SAN FRANCISCO	W				INACTIVE							
09/25	MINNESOTA	L	S	12	47	3.9	12	0	1	11	11.0	11	0
10/02	@ Atlanta	L	S	6	12	2.0	5	0	0	0	-	-	0
10/10	TAMPA BAY	L	S	18	85	4.7	14	2	0	0	-	-	0
10/16	@ New Orleans	L				INACTIVE							
10/30	ARIZONA	W				INACTIVE							
11/06	@ Los Angeles	W				INACTIVE							
11/13	KANSAS CITY	L				INACTIVE							
11/17	NEW ORLEANS	W				INACTIVE							
11/27	@ Oakland	L				INACTIVE							
12/04	@ Seattle	L				INACTIVE							
12/11	SAN DIEGO	W				INACTIVE							
12/19	@ Washington	W				INACTIVE							
12/24	ATLANTA	L				INACTIVE							
01/01	@ Tampa Bay	L				INACTIVE							
<b>TOTALS</b>			<b>3/3</b>	<b>36</b>	<b>144</b>	<b>4.0</b>	<b>14</b>	<b>2</b>	<b>1</b>	<b>11</b>	<b>11.0</b>	<b>11</b>	<b>0</b>

## 2015 CAROLINA

Date	Opp	W/L	P/S	Rsh	Yds	Avg	LG	TD	Rec	Yds	Avg	LG	TD
09/13	@ Jacksonville	W	P	0	0	-	-	0	0	0	-	-	0
09/20	HOUSTON	W				INACTIVE							
09/27	NEW ORLEANS	W	P	3	6	2.0	4	0	0	0	-	-	0
10/04	@ Tampa Bay	W	P	8	25	3.1	15	0	0	0	-	-	0
10/18	@ Seattle	W				DID NOT PLAY							
10/25	PHILADELPHIA	W	P	1	0	0.0	0	0	0	0	-	-	0
11/02	INDIANAPOLIS	W				DID NOT PLAY							
11/08	GREEN BAY	W				INACTIVE							
11/15	@ Tennessee	W				INACTIVE							
11/22	WASHINGTON	W				INACTIVE							
11/26	@ Dallas	W				INACTIVE							
12/06	@ New Orleans	W				INACTIVE							
12/13	ATLANTA	W				INACTIVE							
12/20	@ New York Giants	W	P	14	59	4.2	26	0	2	34	17.0	20	0
12/27	@ Atlanta	L	P	5	49	9.8	31	0	1	7	7.0	7	0
01/03	TAMPA BAY	W	P	14	44	3.1	11t	1	2	17	8.5	12	0
<b>TOTALS</b>			<b>7/0</b>	<b>45</b>	<b>183</b>	<b>4.1</b>	<b>31</b>	<b>1</b>	<b>5</b>	<b>58</b>	<b>11.6</b>	<b>20</b>	<b>0</b>
<b>POSTSEASON</b>													
01/17	SEATTLE	W	P	3	7	2.3	3	0	1	1	1.0	1	0
01/24	ARIZONA	W				INACTIVE							
02/07	@ Denver	L				INACTIVE							
<b>TOTALS</b>			<b>1/0</b>	<b>3</b>	<b>7</b>	<b>2.3</b>	<b>3</b>	<b>0</b>	<b>1</b>	<b>1</b>	<b>1.0</b>	<b>1</b>	<b>0</b>

ADMINISTRATION  
& COACHES

CAMERON  
ARNTS-PAYNE

ROOKIES

2017 IN REVIEW

RECORDS

TEAM HISTORY

REFERENCE

# KENJON BARNER

RUNNING BACK • OREGON

5TH NFL SEASON  
2ND PANTHERS SEASON



Ht: 5-9 Wt: 195 • Born: April 28, 1989 • NFL Games Played/Started: 44/1 [4/0] • Acquired: FA-18

## PRO CAREER

- Played in 13 games with one start for Philadelphia in 2017, winning a Super Bowl ring...Rushed for 57 yards on 16 attempts with one touchdown for the Eagles...Made five receptions for career-best 56 yards.
- Played in 13 games for Philadelphia in 2016...Rushed for a career-best 129 yards on 27 attempts...Scored two rushing touchdowns.
- Had 28 rushing attempts in 10 games of action for Philadelphia in 2015...Totaled 124 rushing yards and 22 receiving yards on nine receptions.
- Played in eight games for Carolina in 2013...Rushed six times for seven yards...Played in the NFC Divisional Playoff game and returned a kickoff for 16 yards.
- Made NFL debut at Arizona (10/6/13), catching one pass for five yards.

**TRANSACTIONS:** Drafted by the Carolina Panthers in the sixth round (182nd overall) of the 2013 NFL Draft (4/27/13)...Traded by Carolina to Philadelphia (8/20/14)...Placed on injured reserve by Philadelphia (8/31/14)...Waived with an injury settlement by Philadelphia (9/8/14)...Signed to Philadelphia practice squad (11/4/14)...Signed a reserve future contract with Philadelphia (12/30/14)...Placed on injured reserve by Philadelphia (12/20/16)...Signed as a free agent by Los Angeles Chargers (3/21/17)...Terminated as a vested veteran by Los Angeles Chargers (9/2/17)...Signed as a free agent by Philadelphia (9/27/17)...Signed as a free agent by Carolina (5/10/18).

**GP/GS:** Career (44/1) [4/0]; 2017 (13/1) [3/0]; 2016 (13/0); 2015 (10/0); 2013 (8/0) [1/0].

**2017:** Played in 13 games with one start for Philadelphia in 2017, winning a Super Bowl ring...Rushed for 57 yards on 16 attempts with one touchdown for the Eagles...Made five receptions for career-best 56 yards...  
**At Arizona (10/8):** Rushed for a season-high 23 yards on five carries.

**POSTSEASON: Vs. Atlanta (1/13):** Recorded one special teams tackle in NFC Divisional Round game.

**COLLEGE:** Played in 49 games with 20 starts at Oregon... Finished career ranked second in school history with 3,623 rushing yards and tied for second with 41 rushing touchdowns on 582 attempts...Produced 13 career 100-yard rushing outings...Totaled 54 catches for 591 yards and seven touchdowns...Averaged 22.5 yards on 61 kickoff returns for 1,371 yards and one touchdown and 10.1 yards on 26 punt returns for 263 yards and one touchdown...Finished second in school history with 5,848 all-purpose yards and third with 300 points scored...Was a First-team All-American and First-team All-Pac-12 Conference honoree in 2012...Finalist for the Walter Camp Player of the Year and Doak Walker Award in 2012...Compiled 1,767 rushing yards, the second most in school history, on 278 carries with a school-record tying 21 rushing touchdowns...Set a school record with 321 rushing yards against Southern California.

**PERSONAL:** Attended Notre Dame High School in Riverside, Calif...Majored in criminology at Oregon...First name is pronounced ken-yon.

## KENJON BARNER CAREER STATISTICS

Year	Team	RUSHING							RECEIVING					PUNT RETURNS				KICKOFF RETURNS					
		GP	GS	Att	Yds	Avg	Lg	TD	No	Yds	Avg	Lg	TD	No	Yds	Avg	Lg	TD	No	Yds	Avg	Lg	TD
2013	Carolina	8	0	6	7	1.2	2	0	2	7	3.5	5	0	0	0	0	0	0	2	17	8.5	17	0
2015	Philadelphia	10	0	28	124	4.4	19	0	9	22	2.4	12	0	1	-3	-3	0	0	1	10	10	10	0
2016	Philadelphia	13	0	27	129	4.8	19	2	5	42	8.4	15	0	2	22	11	22	0	9	277	30.8	61	0
2017	Philadelphia	13	1	16	57	3.6	18	1	5	56	11.2	22	0	27	240	8.9	76	0	10	194	19.4	27	0
<b>Totals</b>		<b>44</b>	<b>1</b>	<b>77</b>	<b>317</b>	<b>4.1</b>	<b>19</b>	<b>3</b>	<b>21</b>	<b>127</b>	<b>6.1</b>	<b>22</b>	<b>0</b>	<b>30</b>	<b>259</b>	<b>8.6</b>	<b>76</b>	<b>0</b>	<b>22</b>	<b>498</b>	<b>22.6</b>	<b>61</b>	<b>0</b>

Year	Team	RUSHING							RECEIVING					PUNT RETURNS				KICKOFF RETURNS					
		GP	GS	Att	Yds	Avg	Lg	TD	No	Yds	Avg	Lg	TD	No	Yds	Avg	Lg	TD	No	Yds	Avg	Lg	TD
2015	Philadelphia	1	0	0	0	0.0	0	0	0	0	0.0	0	0	0	0	0	0	0	1	16	16.0	16	0
2017	Philadelphia	3	0	0	0	0.0	0	0	0	0	0.0	0	0	1	10	10.0	10	0	4	99	24.8	27	0
<b>Totals</b>		<b>4</b>	<b>0</b>	<b>0</b>	<b>0</b>	<b>0.0</b>	<b>0</b>	<b>0</b>	<b>0</b>	<b>0</b>	<b>0.0</b>	<b>0</b>	<b>0</b>	<b>1</b>	<b>10</b>	<b>10.0</b>	<b>10</b>	<b>0</b>	<b>5</b>	<b>115</b>	<b>23.0</b>	<b>27</b>	<b>0</b>

ADMINISTRATION  
& COACHES

KENJON  
BARNER

ROOKIES

2017 IN REVIEW

RECORDS

TEAM HISTORY

REFERENCE

**SINGLE-GAME CAREER HIGHS**

<b>RUSH ATTEMPTS</b>	9	at New England (12/6/15)
<b>RUSHING YARDS</b>	42	2x, last vs. Pittsburgh (9/25/16)
<b>RUSHING TDS</b>	1	2x, last at New York Giants (11/6/16)
<b>LONG RUSH</b>	19	2x, last vs. Cleveland (9/11/16)
<b>RECEPTIONS</b>	5	at New York Giants (1/3/16)
<b>RECEIVING YARDS</b>	25	at Baltimore (12/18/16)
<b>LONG RECEPTION</b>	22	at Dallas (11/19/17)

**KENJON BARNER GAME-BY-GAME**

**2017 PHILADELPHIA**

Date	Opp	W/L	P/S	RECEIVING					RUSHING				PUNT RETURNS				KICKOFF RETURNS				Total Yds				
				Rec	Yds	Avg	LG	TD	Rsh	Yds	Avg	LG	TD	PR	Yds	Avg	LG	TD	KOR	Yds		Avg	LG	TD	
10/01	@ LAC	W	P	0	0	-	-	0	0	0	-	-	0	3	15	5.0	13	0	0	0	-	-	0	15	
10/08	ARI	W	P	0	0	-	-	0	5	23	4.6	16	0	3	110	36.7	76	0	0	0	-	-	0	133	
10/12	@ CAR	W	P	1	9	9.0	9	0	5	7	1.4	6	0	1	0	0.0	0	0	0	-	-	0	16		
10/23	WAS	W	P	0	0	-	-	0	2	4	2.0	2	0	2	22	11.0	22	0	1	22	22.0	22	0	48	
10/29	S.F.	W	P	2	11	5.5	7	0	0	0	-	-	0	2	14	7.0	10	0	0	0	-	-	0	25	
11/05	DEN	W	S	0	0	-	-	0	0	0	-	-	0	5	22	4.4	8	0	2	33	16.5	25	0	55	
11/19	@ DAL	W	P	1	22	22.0	22	0	1	4	4.0	4	1	0	0	-	-	0	1	22	22.0	22	0	48	
11/26	CHI	W	P	0	0	-	-	0	0	0	-	-	0	1	17	17.0	17	0	0	0	-	-	0	17	
12/03	@ SEA	L	P	0	0	-	-	0	0	0	-	-	0	1	0	0.0	0	0	2	43	21.5	24	0	43	
12/10	@ LAR	W	P	0	0	-	-	0	0	0	-	-	0	3	11	3.7	7	0	0	0	-	-	0	11	
12/17	@ NYG	W	P	0	0	-	-	0	2	21	10.5	18	0	0	0	-	-	0	3	56	18.7	27	0	77	
12/25	OAK	W	P	0	0	-	-	0	0	0	-	-	0	3	18	6.0	8	0	0	0	-	-	0	18	
12/31	DAL	L	P	1	14	14.0	14	0	1	-2	-2.0	-2	0	3	11	3.7	8	0	1	18	18.0	18	0	41	
<b>TOTALS</b>				13/1	5	56	11.2	22	0	16	57	3.6	18	1	27	240	8.9	76	0	10	194	19.4	27	0	547

**POSTSEASON**

01/07	ATL	W	P	0	0	-	-	0	0	0	-	-	0	0	0	-	-	0	1	26	26.0	26	0	26	
01/21	MIN	W	P	0	0	-	-	0	0	0	-	-	0	1	10	10.0	10	0	0	0	-	-	0	10	
02/04	N.E.	W	P	0	0	-	-	0	0	0	-	-	0	0	0	-	-	0	3	73	24.3	27	0	73	
<b>TOTALS</b>				3/0	0	0	-	-	0	0	0	-	-	0	1	10	10.0	10	0	4	99	24.8	27	0	109

**2016 PHILADELPHIA**

Date	Opp	W/L	P/S	RECEIVING					RUSHING				PUNT RETURNS				KICKOFF RETURNS				Total Yds				
				Rec	Yds	Avg	LG	TD	Rsh	Yds	Avg	LG	TD	PR	Yds	Avg	LG	TD	KOR	Yds		Avg	LG	TD	
09/11	CLE	W	P	0	0	-	-	0	4	42	10.5	19	0	0	0	-	-	0	0	0	-	-	0	42	
09/19	@ CHI	W	P	0	0	-	-	0	2	2	1	3	0	0	0	-	-	0	0	0	-	-	0	2	
09/25	PIT	W	P	0	0	-	-	0	8	42	5.25	14	1	0	0	-	-	0	0	0	-	-	0	42	
10/09	@ DET	W	P	0	0	-	-	0	0	0	-	-	0	0	0	-	-	0	0	0	-	-	0	0	
10/16	@ WAS	W	P	0	0	-	-	0	2	6	3	6	0	0	0	-	-	0	0	0	-	-	0	6	
10/23	MIN	W	S	0	0	-	-	0	0	0	-	-	0	0	0	-	-	0	0	0	-	-	0	0	
10/30	@ DAL	W	P	1	5	5	5	0	3	9	3	4	0	0	0	-	-	0	0	0	-	-	0	14	
11/06	@ NYG	W	P	0	0	-	-	0	1	3	3	3	1	0	0	-	-	0	0	0	-	-	0	3	
11/13	ATL	L	P	0	0	-	-	0	0	0	-	-	0	0	0	-	-	0	3	114	38	52	0	114	
11/20	@ SEA	W	P	0	0	-	-	0	3	17	5.67	11	0	1	0	0	0	0	0	0	-	-	0	17	
11/28	G.B.	W	P	1	10	10	10	0	1	2	2	2	0	0	0	-	-	0	3	49	16.3	21	0	61	
12/04	@ CIN	W	P	1	2	2	2	0	0	0	-	-	0	0	0	-	-	0	2	88	44	61	0	90	
12/11	WAS	L		INACTIVE																					
12/18	@ BAL	W	P	2	25	12.5	15	0	3	6	2	2	0	1	22	22	22	0	1	26	26	26	0	79	
12/22	NYG	W		INJURED RESERVE																					
01/01	DAL	L		INJURED RESERVE																					
<b>TOTALS</b>				13/0	5	42	8.4	15	0	27	129	4.78	19	2	2	22	11	22	0	9	277	30.8	61	0	470

## 2015 PHILADELPHIA

Date	Opp	W/L	P/S	RECEIVING				RUSHING				PUNT RETURNS				KICKOFF RETURNS				Total				
				Rec	Yds	Avg	LG	TD	Rsh	Yds	Avg	LG	TD	PR	Yds	Avg	LG	TD	KOR	Yds	Avg	LG	TD	Yds
09/14	@ ATL	L		INACTIVE																				
09/20	DAL	L		INACTIVE																				
09/27	@ NYJ	W	P	0	0	-	-	0	0	0	-	-	0	0	0	-	-	0	1	10	10	10	0	10
10/04	@ WAS	L	P	0	0	-	-	0	0	0	-	-	0	0	0	-	-	0	0	0	-	-	0	0
10/11	N.O.	W		INACTIVE																				
10/19	NYG	W		INACTIVE																				
10/25	@ CAR	L		INACTIVE																				
11/08	@ DAL	W	P	0	0	-	-	0	0	0	-	-	0	0	0	-	-	0	0	0	-	-	0	0
11/15	MIA	L		INACTIVE																				
11/22	T.B.	L	P	0	0	-	-	0	7	37	5.29	8	0	0	0	-	-	0	0	0	-	-	0	37
11/26	@ DET	L	P	1	1	1	1	0	7	30	4.29	16	0	0	0	-	-	0	0	0	-	-	0	31
12/06	@ NE	W	P	2	7	3.5	5	0	9	39	4.33	19	0	0	0	-	-	0	0	0	-	-	0	46
12/13	BUF	W	P	0	0	-	-	0	0	0	-	-	0	0	0	-	-	0	0	0	-	-	0	0
12/20	ARI	L	P	0	0	-	-	0	0	0	-	-	0	0	0	-	-	0	0	0	-	-	0	0
12/26	WAS	L	P	1	-7	-7	-7	0	0	0	0	0	0	1	-3	-3	-3	0	0	0	0	0	0	-10
01/03	@ NYG	W	P	5	21	4.2	12	0	5	18	3.6	7	0	0	0	-	-	0	0	0	-	-	0	39
<b>TOTALS</b>			<b>10/0</b>	<b>9</b>	<b>22</b>	<b>2.4</b>	<b>12</b>	<b>0</b>	<b>28</b>	<b>124</b>	<b>4.43</b>	<b>19</b>	<b>0</b>	<b>1</b>	<b>-3</b>	<b>-3</b>	<b>0</b>	<b>0</b>	<b>1</b>	<b>10</b>	<b>10</b>	<b>10</b>	<b>0</b>	<b>153</b>

## 2013 CAROLINA

Date	Opp	W/L	P/S	RECEIVING				RUSHING				PUNT RETURNS				KICKOFF RETURNS				Total				
				Rec	Yds	Avg	LG	TD	Rsh	Yds	Avg	LG	TD	PR	Yds	Avg	LG	TD	KOR	Yds	Avg	LG	TD	Yds
09/08	SEA	L		INACTIVE																				
09/15	@ Buf	L		INACTIVE																				
09/22	NYG	W		INACTIVE																				
10/06	@ Ari	L	P	1	5	5	5	0	0	0	-	-	0	0	0	-	-	0	0	0	-	-	0	5
10/13	@ Min	W		INACTIVE																				
10/20	STL	W	P	2	34	17.0	22	0	0	0	-	-	0	1	-1	-1.0	-1	0	2	54	27.0	28	0	87
10/24	@ TB	W	P	1	2	2	2	0	1	1	1	1	0	0	0	-	-	0	0	0	-	-	0	3
11/03	ATL	W		INACTIVE																				
11/10	@ SF	W	P	2	19	9.5	11	0	0	0	-	-	0	3	65	21.7	25	0	2	42	21.0	23	0	126
11/18	NE	W		INACTIVE																				
11/24	@ Mia	W		INACTIVE																				
12/01	TB	W	P	0	0	-	-	0	5	6	1.2	2	0	0	0	-	-	0	0	0	-	-	0	6
12/08	@ NO	L		INACTIVE																				
12/15	NYJ	W	P	0	0	-	-	0	0	0	-	-	0	0	0	-	-	0	2	17	8.5	17	0	17
12/22	NO	W	P	0	0	-	-	0	0	0	-	-	0	0	0	-	-	0	0	0	-	-	0	0
12/29	@ Atl	W	P	0	0	-	-	0	0	0	-	-	0	0	0	-	-	0	0	0	-	-	0	0
<b>TOTALS</b>			<b>8/0</b>	<b>2</b>	<b>7</b>	<b>3.5</b>	<b>5</b>	<b>0</b>	<b>6</b>	<b>7</b>	<b>1.17</b>	<b>2</b>	<b>0</b>	<b>0</b>	<b>0</b>	<b>0</b>	<b>0</b>	<b>0</b>	<b>2</b>	<b>17</b>	<b>8.5</b>	<b>17</b>	<b>0</b>	<b>31</b>
<b>POSTSEASON</b>																								
01/12	SF	L	P	0	0	-	-	0	0	0	-	-	0	0	0	-	-	0	1	16	16.0	16	0	16
<b>TOTALS</b>			<b>1/0</b>	<b>0</b>	<b>0</b>	<b>0</b>	<b>0</b>	<b>0</b>	<b>0</b>	<b>0</b>	<b>0</b>	<b>0</b>	<b>0</b>	<b>0</b>	<b>0</b>	<b>0</b>	<b>0</b>	<b>0</b>	<b>1</b>	<b>16</b>	<b>16.0</b>	<b>16</b>	<b>0</b>	<b>16</b>

# JAMES BRADBERRY

CORNERBACK • SAMFORD

3RD NFL SEASON  
3RD PANTHERS SEASON



Ht: 6-1 • Wt: 212 • Born: August 4, 1993 • NFL Games Played/Started: 29/29 [1/1] • Acquired: D2-16

## NFL RANKINGS

• Led all NFL cornerbacks with 85 tackles (press box statistics) in 2017.

## PRO CAREER

• Started every game at cornerback in 2017 for a Carolina defense that ranked seventh in the league in total yards allowed...Set new career highs in tackles (74), passes defended (12), forced fumbles (two), sacks (one) and tied his career-best two interceptions, set in 2016.

• Led the team with 12 passes defended in 2017... Second consecutive season leading the team in passes defended.

• Registered a strip-sack of Eagles quarterback Carson Wentz in Week 6 vs. Philadelphia (10/12/17), notching his first career sack and forced fumble on the same play.

• Recorded an interception in back-to-back weeks vs. Minnesota (12/10/17) and vs. Green Bay (12/17/17) in Weeks 14-15.

• Started all 13 games played for Carolina as a rookie in 2016...Posted 60 tackles and two interceptions...Contributed to a defensive unit that tied for fourth in the NFL with 17 interceptions.

• Led the team with 11 passes defended in 2016...First rookie to lead Carolina in passes defended since Josh Norman posted eight in 2012.

• Recorded first career interception vs. San Francisco (9/18/16), picking off quarterback Blaine Gabbert.

**TRANSACTIONS:** Selected in the second round (62nd overall) of the 2016 NFL Draft by Carolina (4/29/16).

**GP/GS:** Career (29/29) [1/1]; 2017 (16/16) [1/1]; 2016 (13/13).

**2017:** Started all 16 games at cornerback for Carolina... Key member of a defense that finished the season ranked seventh in total yards allowed, third in rush defense and third in total sacks...Finished with career-highs in tackles (74), passes defended (12), forced fumbles (two), sacks (one) and tied his career-best two interceptions, set in 2016...**Vs. Philadelphia (10/12):** Tallied six tackles, one sack, one forced fumble and two passes defended...Recorded first career sack and forced fumble on a strip-sack of Eagles quarterback Carson Wentz...**Vs. Atlanta (11/5):** Started at cornerback and tied a career high with eight tackles...**Vs. Minnesota (12/10):** Started at cornerback...Recorded six tackles, one interception and two passes defended...Recorded third career inter-

ception...Tallied 11th pass defense of the season, tying his career-high set in 2016...**Vs. Green Bay (12/17):** Started at cornerback and finished with four tackles, one interception and one forced fumble...Recorded fourth career interception and second of the season...Picked off Packers quarterback Aaron Rodgers in the third quarter...Added his second forced fumble of the season on Green Bay's final play of the game, punching the ball out of the hands of Packers wide receiver Geronimo Allison, giving the ball back to Carolina's offense to run the clock out.

**POSTSEASON: At New Orleans (1/7/18):** Started at cornerback and led the defense with eight tackles.

**COLLEGE:** Three-time All-Southern Conference choice played in 46 games with 45 starts at Samford after beginning career at Arkansas State...Tallied 128 tackles, eight interceptions and 27 passes defended...First-team All-Southern Conference selection as a senior in 2015... Started 11 games...Tied for second on the team with two interceptions and ranked first with 11 passes defended...Posted 45 tackles...As a junior in 2014, earned Second-team All-Southern Conference choice...Tied for second on the team with two interceptions and stood second with four passes defended...Recorded 25 tackles...Contributed to unit that finished first in the nation among Football Championship Subdivision schools in pass defense and seventh in pass defense efficiency... As a sophomore in 2013, named to the Second-team All-Southern Conference team...Played in 13 games with 12 starts...Paced the team with 10 passes defended... Notched two interceptions and 26 tackles...Transferred to Samford from Arkansas State...As a freshman in 2012, earned Southern Conference All-Freshman team honors...Started 11 games...Tied for second on the team with two interceptions...Compiled 32 tackles and two passes defended...Part of defense that shared the conference lead in interceptions and rated first in pass defense efficiency...Redshirted in 2011 as a true freshman at Arkansas State.

**PERSONAL:** Attended Pleasant Grove (Ala.) High School... Majored in sports administration at Samford.

ADMINISTRATION  
& COACHES

JAMES  
BRADBERRY

ROOKIES

2017 IN REVIEW

RECORDS

TEAM HISTORY

REFERENCE

## JAMES BRADBERRY CAREER STATISTICS

Year	Team	GP/GS	Tot	T	A	Sack	Yds	INT	Yds	Lg	TD	PD	FF	FR	Yds	TD
2016	Carolina	13/13	60	55	5	0.0	0.0	2	21	16	0	11	0	0	0	0
2017	Carolina	16/16	74	66	8	1.0	7.0	2	3	3	0	12	2	0	0	0
<b>Totals</b>		<b>29/29</b>	<b>134</b>	<b>121</b>	<b>13</b>	<b>1.0</b>	<b>7.0</b>	<b>4</b>	<b>24</b>	<b>16</b>	<b>0</b>	<b>23</b>	<b>2</b>	<b>0</b>	<b>0</b>	<b>0</b>

### POSTSEASON

Year	Team	GP/GS	Tot	T	A	Sack	Yds	INT	Yds	Lg	TD	PD	FF	FR	Yds	TD
2017	Carolina	1/1	8	8	0	0.0	0.0	0	0	0	0	0	0	0	0	0
<b>Totals</b>		<b>1/1</b>	<b>8</b>	<b>8</b>	<b>0</b>	<b>0.0</b>	<b>0.0</b>	<b>0</b>	<b>0</b>	<b>0</b>	<b>0</b>	<b>0</b>	<b>0</b>	<b>0</b>	<b>0</b>	<b>0</b>

### SINGLE-GAME CAREER HIGHS

<b>TACKLES</b>	8	3x, last vs. Atlanta (11/5/17)
<b>INTERCEPTIONS</b>	1	4x, last vs. Green Bay (12/17/17)
<b>PASSES DEFENSED</b>	3	at Los Angeles Rams (11/6/16)
<b>FORCED FUMBLES</b>	1	2x, last vs. Green Bay (12/17/17)
<b>SACKS</b>	1	vs. Philadelphia (10/12/17)

## JAMES BRADBERRY GAME-BY-GAME

### 2017 CAROLINA

Date	Opp	W/L	P/S	T	S	A	SACK	QBP	FR	FF	PD	INT	YDS	LG	TD
09/10	@ San Francisco	W	S	6	5	1	0.0	0	0	0	0	-	-	-	0
09/17	BUFFALO	W	S	4	4	0	0.0	0	0	0	1	-	-	-	0
09/24	NEW ORLEANS	L	S	4	3	1	0.0	0	0	0	0	-	-	-	0
10/01	@ New England	W	S	5	5	0	0.0	0	0	0	1	-	-	-	0
10/08	@ Detroit	W	S	3	3	0	0.0	0	0	0	1	-	-	-	0
10/12	PHILADELPHIA	L	S	6	6	0	1.0	0	0	1	2	-	-	-	0
10/22	@ Chicago	L	S	3	3	0	0.0	0	0	0	0	-	-	-	0
10/29	@ Tampa Bay	W	S	6	6	0	0.0	0	0	0	1	-	-	-	0
11/05	ATLANTA	W	S	8	5	3	0.0	0	0	0	0	-	-	-	0
11/13	MIAMI	W	S	4	4	0	0.0	0	0	0	1	-	-	-	0
11/26	@ New York Jets	W	S	3	3	0	0.0	0	0	0	1	-	-	-	0
12/03	@ New Orleans	L	S	5	3	2	0.0	0	0	0	1	-	-	-	0
12/10	MINNESOTA	W	S	6	6	0	0.0	0	0	0	2	1	3	3	0
12/17	GREEN BAY	W	S	4	3	1	0.0	0	0	1	0	1	0	0	0
12/24	TAMPA BAY	W	S	5	5	0	0.0	0	0	0	0	-	-	-	0
12/31	@ Atlanta	L	S	2	2	0	0.0	0	0	0	1	-	-	-	0
<b>TOTALS</b>			<b>16/16</b>	<b>74</b>	<b>66</b>	<b>8</b>	<b>1.0</b>	<b>0</b>	<b>0</b>	<b>2</b>	<b>12</b>	<b>2</b>	<b>3</b>	<b>3</b>	<b>0</b>

### POSTSEASON

01/07	@ New Orleans	L	S	8	8	0	0.0	0	0	0	0	-	-	-	0
<b>TOTALS</b>			<b>1/1</b>	<b>8</b>	<b>8</b>	<b>0</b>	<b>0.0</b>	<b>0</b>	<b>0</b>	<b>0</b>	<b>0</b>	<b>0</b>	<b>0</b>	<b>0</b>	<b>0</b>



## 2016 CAROLINA

Date	Opp	W/L	P/S	T	S	A	SACK	QBP	FR	FF	PD	INT	YDS	LG	TD
09/08	@ Denver	L	S	6	6	0	0.0	0	0	0	1	-	-	-	0
09/18	SAN FRANCISCO	W	S	3	3	0	0.0	0	0	0	1	1	16	16	0
09/25	MINNESOTA	L	S	2	2	0	0.0	0	0	0	1	-	-	-	0
10/02	@ Atlanta	L	S	2	0	2	0.0	0	0	0	0	-	-	-	0
10/10	TAMPA BAY	L					INACTIVE - FOOT								
10/16	@ New Orleans	L					INACTIVE - FOOT								
10/30	ARIZONA	W					INACTIVE - FOOT								
11/06	@ Los Angeles	W	S	4	3	1	0.0	0	0	0	3	-	-	-	0
11/13	KANSAS CITY	L	S	8	8	0	0.0	0	0	0	0	-	-	-	0
11/17	NEW ORLEANS	W	S	8	8	0	0.0	0	0	0	0	-	-	-	0
11/27	@ Oakland	L	S	7	6	1	0.0	0	0	0	0	-	-	-	0
12/04	@ Seattle	L	S	4	4	0	0.0	0	0	0	0	-	-	-	0
12/11	SAN DIEGO	W	S	3	3	0	0.0	0	0	0	0	-	-	-	0
12/19	@ Washington	W	S	2	1	1	0.0	0	0	0	2	-	-	-	0
12/24	ATLANTA	L	S	5	5	0	0.0	0	0	0	1	-	-	-	0
01/01	@ Tampa Bay	L	S	1	1	0	0.0	0	0	0	2	1	5	5	0
<b>TOTALS</b>			<b>13/13</b>	<b>60</b>	<b>55</b>	<b>5</b>	<b>0.0</b>	<b>0</b>	<b>0</b>	<b>0</b>	<b>11</b>	<b>2</b>	<b>21</b>	<b>16</b>	<b>0</b>

### BRADBERRY LEADS THE PACK

Bradberry led all Panthers with 12 passes defensed in 2017. It was his second-consecutive season leading the team in breakups after posting 11 in his 2016 rookie campaign.

In 2017, Bradberry had 85 tackles according to press box statistics, ranking first in the NFL among cornerbacks.

#### TACKLES (press box) // NFL CORNERBACKS


Team	Tackles
<i>James Bradberry, Car.</i>	<i>85</i>
T.J. Carrie, Oak.	84
Darqueze Dennard, Cin.	83



# VERNON BUTLER

DEFENSIVE TACKLE • LOUISIANA TECH

3RD NFL SEASON  
3RD PANTHERS SEASON



Ht: 6-4 Wt: 330 • Born: June 14, 1994 • NFL Games Played/Started: 24/0 [1/0] • Acquired: D1-16

## FRANCHISE RANKINGS

- Blocked two field goals in 2016, tying defensive end Julius Peppers for the most blocked field goals in a single season in team history.

## PRO CAREER

- Played in 14 games for a Carolina defense that ranked seventh in the league in total yards allowed and third in rushing yards allowed...Recorded 14 tackles, 11 quarterback pressures and one pass defense.

- Contributed to a defensive unit that finished third in the NFL with 50 sacks in 2017.

- Played in 10 games for Carolina as a rookie in 2016... Posted 11 tackles, 1.5 sacks, four quarterback pressures, two passes defended and one fumble recovery.

- Contributed to a defensive unit that finished second in the NFL with 47 sacks in 2016.

- In 2016, became the second player in Panthers history to record two blocked field goals in the same season... First player to complete this feat since Julius Peppers in 2006 and 2007.

- Recorded first career sack in NFL debut at Denver (9/8/16), dropping quarterback Trevor Siemian for a nine-yard loss.

**TRANSACTIONS:** Selected in the first round (30th overall) of the NFL Draft by Carolina (4/28/16).

**GP/GS:** Career (24/0) [1/0]; 2017 (14/0) [1/0]; 2016 (10/0).

**2017:** Played in 14 games, recording 14 tackles...Made 11 quarterback pressures and one pass deflection...

**At New York Jets (11/26):** Recorded career-best three tackles.

**POSTSEASON: At New Orleans (1/7):** Saw action as a reserve defensive lineman and recorded one quarterback pressure.

**COLLEGE:** Played in 48 games with 28 starts at Louisiana Tech...Gathered 170 tackles, 29.5 tackles for loss, five sacks, nine quarterback pressures, one forced fumble, two fumble recoveries and three passes defended...Started 13 games as a senior in 2015...First-team All-Conference USA selection...Posted 50 tackles, one fumble recovery and two passes defended...Helped the Bulldogs rank 13th in the nation and first in the conference in rushing defense for the second consecutive season, allowing 119.3 yards per game...As a junior in 2014, started 14 games...Recorded 56 tackles, 13.5 tackles for loss - which stood second on the team, one sack, one quarterback pressure, one forced fumble, one fumble recovery and one pass defended...Anchored unit that stood 17th in the nation and led the conference in rushing defense, yielding 118.2 yards per game...Played in 11 games with one start as a sophomore in 2013...Notched 43 tackles, 4.5 tackles for loss and one sack...As a freshman in 2012, played in 10 games...Logged 21 tackles and 1.5 tackles for loss.

**PERSONAL:** Attended North Pike High School in Summit, Miss.

ADMINISTRATION  
& COACHES

VERNON  
BUTLER

ROOKIES

2017 IN REVIEW

RECORDS

TEAM HISTORY

REFERENCE

## VERNON BUTLER CAREER STATISTICS

Year	Team	GP/GS	Tot	T	A	Sack	Yds	INT	Yds	Lg	TD	PD	FF	FR	Yds	TD
2016	Carolina	10/0	11	8	3	1.5	11.0	0	0	0	0	2	0	1	0	0
2017	Carolina	14/0	14	10	4	0.0	0.0	0	0	0	0	1	0	0	0	0
<b>Totals</b>		<b>24/0</b>	<b>25</b>	<b>18</b>	<b>7</b>	<b>1.5</b>	<b>11.0</b>	<b>0</b>	<b>0</b>	<b>0</b>	<b>0</b>	<b>3</b>	<b>0</b>	<b>1</b>	<b>0</b>	<b>0</b>

### POSTSEASON

Year	Team	GP/GS	Tot	T	A	Sack	Yds	INT	Yds	Lg	TD	PD	FF	FR	Yds	TD
2017	Carolina	1/0	0	0	0	0.0	0.0	0	0	0	0	0	0	0	0	0
<b>Totals</b>		<b>1/0</b>	<b>0</b>	<b>0</b>	<b>0</b>	<b>0.0</b>	<b>0.0</b>	<b>0</b>	<b>0</b>	<b>0</b>	<b>0</b>	<b>0</b>	<b>0</b>	<b>0</b>	<b>0</b>	<b>0</b>

### ADDITIONAL STATISTICS

**BLOCKED FIELD GOALS:** 2016 (2).

### SINGLE-GAME CAREER HIGHS

<b>TACKLES</b>	3	at New York Jets (11/26/17)
<b>SACKS</b>	1.0	at Denver (9/8/16)
<b>PASSES DEFENSED</b>	1	2x, last at New York Jets (11/26/17)
<b>FUMBLE RECOVERIES</b>	1	at Tampa Bay (1/1/17)

## VERNON BUTLER GAME-BY-GAME

### 2017 CAROLINA

Date	Opp	W/L	P/S	T	S	A	SACK	QBP	FR	FF	PD	INT	YDS	LG	TD	
09/10	@ San Francisco	W					INACTIVE - ANKLE									
09/17	BUFFALO	W	P	1	1	0	0.0	0	0	0	0	-	-	-	0	
09/24	NEW ORLEANS	L	P	1	0	1	0.0	0	0	0	0	-	-	-	0	
10/01	@ New England	W	P	1	1	0	0.0	0	0	0	0	-	-	-	0	
10/08	@ Detroit	W					INACTIVE - ANKLE									
10/12	PHILADELPHIA	L	P	1	0	1	0.0	1	0	0	0	-	-	-	0	
10/22	@ Chicago	L	P	1	0	1	0.0	0	0	0	0	-	-	-	0	
10/29	@ Tampa Bay	W	P	0	0	0	0.0	1	0	0	0	-	-	-	0	
11/05	ATLANTA	W	P	0	0	0	0.0	0	0	0	0	-	-	-	0	
11/13	MIAMI	W	P	2	1	1	0.0	0	0	0	0	-	-	-	0	
11/26	@ New York Jets	W	P	3	3	0	0.0	0	0	0	1	-	-	-	0	
12/03	@ New Orleans	L	P	0	0	0	0.0	0	0	0	0	-	-	-	0	
12/10	MINNESOTA	W	P	2	2	0	0.0	1	0	0	0	-	-	-	0	
12/17	GREEN BAY	W	P	0	0	0	0.0	2	0	0	0	-	-	-	0	
12/24	TAMPA BAY	W	P	1	1	0	0.0	2	0	0	0	-	-	-	0	
12/31	@ Atlanta	L	P	1	1	0	0.0	4	0	0	0	-	-	-	0	
<b>TOTALS</b>				<b>14/0</b>	<b>13</b>	<b>9</b>	<b>4</b>	<b>0.0</b>	<b>7</b>	<b>0</b>	<b>0</b>	<b>1</b>	<b>0</b>	<b>0</b>	<b>0</b>	<b>0</b>

### POSTSEASON

01/07	@ New Orleans	L	P	0	0	0	0.0	1	0	0	0	-	-	-	0
<b>TOTALS</b>				<b>1/0</b>	<b>0</b>	<b>0</b>	<b>0.0</b>	<b>1</b>	<b>0</b>	<b>0</b>	<b>0</b>	<b>0</b>	<b>0</b>	<b>0</b>	<b>0</b>

## 2016 CAROLINA

Date	Opp	W/L	P/S	T	S	A	SACK	QBP	FR	FF	PD	INT	YDS	LG	TD
09/08	@ Denver	L	P	2	1	1	1.0	0	0	0	0	-	-	-	0
09/18	SAN FRANCISCO	W	P	1	1	0	0.0	1	0	0	1	-	-	-	0
09/25	MINNESOTA	L	P	1	1	0	0.0	0	0	0	1	-	-	-	0
10/02	@ Atlanta	L					INACTIVE - ANKLE								
10/10	TAMPA BAY	L					INACTIVE - ANKLE								
10/16	@ New Orleans	L					INACTIVE - ANKLE								
10/30	ARIZONA	W					INACTIVE - ANKLE								
11/06	@ Los Angeles	W					INACTIVE - ANKLE								
11/13	KANSAS CITY	L	P	1	0	1	0.5	0	0	0	0	-	-	-	0
11/17	NEW ORLEANS	W	P	1	1	0	0.0	0	0	0	0	-	-	-	0
11/27	@ Oakland	L					INACTIVE								
12/04	@ Seattle	L	P	1	1	0	0.0	0	0	0	0	-	-	-	0
12/11	SAN DIEGO	W	P	1	1	0	0.0	1	0	0	0	-	-	-	0
12/19	@ Washington	W	P	1	0	1	0.0	1	0	0	0	-	-	-	0
12/24	ATLANTA	L	P	2	2	0	0.0	0	0	0	0	-	-	-	0
01/01	@ Tampa Bay	L	P	0	0	0	0.0	1	1	0	0	-	-	-	0
<b>TOTALS</b>			<b>10/0</b>	<b>11</b>	<b>8</b>	<b>3</b>	<b>1.5</b>	<b>4</b>	<b>1</b>	<b>0</b>	<b>2</b>	<b>-</b>	<b>-</b>	<b>-</b>	<b>0</b>

ADMINISTRATION  
& COACHES

VERNON  
BUTLER

ROOKIES

2017 IN REVIEW

RECORDS

TEAM HISTORY

REFERENCE

# DAMIERE BYRD

WIDE RECEIVER • SOUTH CAROLINA

3RD NFL SEASON  
3RD PANTHERS SEASON



# 18

Ht: 5-9 Wt: 180 • Born: January 27, 1993 • NFL Games Played/Started: 9/3 • Acquired: FA-15

## FRANCHISE RANKINGS

- Recorded a 103-yard kickoff return for a touchdown against Tampa Bay (12/24/17), setting a new franchise record for longest kickoff return, besting Kealoha Pilares' 101-yard return against Detroit (11/20/11).

## PRO CAREER

- Set career-highs in every receiving category in 2017, playing in eight games with three starts...Spent nine total weeks on injured reserve (Weeks 5-12, 17) with arm and leg injuries.

- Finished the 2017 season with 10 receptions for 105 yards and two touchdowns, all single-season highs...Also tallied a team-high 229 kickoff return yards.

- Scored first career touchdown on a nine-yard pass from Cam Newton vs. Green Bay (12/17/17)...Added a second touchdown in the fourth quarter of the same game.

- Spent time between the Carolina active roster and practice squad in 2016.

- Made NFL debut at Tampa Bay (1/1/17) and recorded one reception for 16 yards.

- Spent a majority of the 2015 regular season and post-season on Carolina's practice squad after joining Carolina as an undrafted free agent.

**TRANSACTIONS:** Signed as an undrafted rookie free agent by Carolina (5/8/15)...Waived by Carolina (9/5/15)...Signed to practice squad by Carolina (9/7/15)...Terminated from practice squad by Carolina (9/19/15)...Signed to practice squad by Carolina (9/22/15)...Signed as a free agent by Carolina (2/9/16)...Waived by Carolina (10/13/16)...Signed to practice squad by Carolina (10/15/16)...Signed as a free agent from practice squad by Carolina (12/29/16).

**GP/GS:** Career (9/3) [0/0]; 2017 (8/3) [0/0]; 2016 (1/0).

**2017:** Played in eight games with three starts and was on injured reserve for other eight games...Recorded 10 receptions for 105 yards and two touchdowns...Returned seven kickoffs for 229 total yards, including a 103-yard return for a score...Set a franchise record for the longest return in Panthers' history...Spent Weeks 5-12 on injured reserve with a broken arm...Activated to the 53-man roster and returned to action for Weeks 13-16 before being placed back on injured reserve in Week 17 with a leg injury...**Vs. Minnesota (12/10):** Notched first career start...Set career-highs with five catches for 37 yards...**Vs. Green Bay (12/17):** Started and caught three passes for 25 yards and a career-high two touchdowns...Caught first career touchdown in the third quarter on a nine-yard pass from Cam Newton...Added a second touchdown in the fourth quarter

on a 13-yard snag...**Vs. Tampa Bay (12/24):** Started at wide receiver and recorded a career-long 31-yard reception on his only catch of the game...Set a franchise-record for the longest touchdown on his 103-yard kickoff return in the second quarter...First Panthers player to return a kickoff for a touchdown since Kealoha Pilares at Detroit (11/20/11).

**COLLEGE:** Played in 47 games with 20 starts at South Carolina...Totaled 68 catches for 1,265 yards and 10 touchdowns, including a long of 94 yards on his first career touchdown...Had nine career receptions of 40 yards or more...Added 22 rushes for 141 yards...Returned three kickoffs for 46 yards...Played in all 13 games with five starts as a senior in 2014...Caught 20 passes for 308 yards and three touchdowns...Added seven rushes for 57 yards...As a junior in 2013, played in 12 games with 10 starts...Ranked third on the team with 33 catches and second with 575 receiving yards...Added four touchdowns...Played in all 13 games with two starts as a sophomore in 2012...Averaged 26.1 yards per catch on 14 catches for 366 yards with three touchdowns...As a freshman in 2011, played in nine games with three starts...Caught one pass for 16 yards, rushed 10 times for 73 yards and returned one kickoff for 24 yards.

**PERSONAL:** Attended Timber Creek Regional High School in Erial, N.J....Majored in sport & entertainment management at South Carolina...Also ran track at South Carolina...First name is pronounced duh-MEER.



Byrd set a franchise record with a 103-yard kickoff return for a touchdown in Week 16 vs. Tampa Bay (12/24/17).

ADMINISTRATION  
& COACHES

DAMIERE  
BYRD

ROOKIES

2017 IN REVIEW

RECORDS

TEAM HISTORY

REFERENCE

# DAMIERE BYRD CAREER STATISTICS

Year	Team	GP	GS	RECEIVING				
				No	Yds	Avg	Lg	TD
2016	Carolina	1	0	1	16	16.0	16	0
2017	Carolina	8	3	10	105	10.5	31	2
<b>Totals</b>		<b>9</b>	<b>3</b>	<b>11</b>	<b>121</b>	<b>11.0</b>	<b>31</b>	<b>2</b>

Year	Team	KICKOFF RETURNS					PUNT RETURNS				
		No	Yds	Avg	Lg	TD	No	Yds	Avg	Lg	TD
2016	Carolina	1	31	31.0	31	0	0	0	-	-	0
2017	Carolina	7	229	32.7	103t	1	1	9	9.0	9	0
<b>Totals</b>		<b>8</b>	<b>260</b>	<b>32.5</b>	<b>103t</b>	<b>1</b>	<b>1</b>	<b>9</b>	<b>9.0</b>	<b>9</b>	<b>0</b>

## SINGLE-GAME CAREER HIGHS

RECEPTIONS	5	vs. Minnesota (12/10/17)
RECEIVING YARDS	37	vs. Minnesota (12/10/17)
RECEIVING TOUCHDOWNS	2	vs. Green Bay (12/17/17)
LONG RECEPTION	31	vs. Tampa Bay (12/24/17)
KICKOFF RETURNS	3	vs. Tampa Bay (12/24/17)
KICKOFF RETURN YARDS	146	vs. Tampa Bay (12/24/17)
LONG KICKOFF RETURN	103t	vs. Tampa Bay (12/24/17)
PUNT RETURNS	1	vs. New Orleans (9/24/17)
PUNT RETURN YARDS	9	vs. New Orleans (9/24/17)
LONG PUNT RETURN	9	vs. New Orleans (9/24/17)

# DAMIERE BYRD GAME-BY-GAME

## 2017 CAROLINA

Date	Opp	W/L	P/S	RECEIVING					RUSHING					PUNT RETURNS					KICKOFF RETURNS					Total Yds	
				Rec	Yds	Avg	LG	TD	Rsh	Yds	Avg	LG	TD	PR	Yds	Avg	LG	TD	KOR	Yds	Avg	LG	TD		
09/10	@ SF	W	P	0	0	-	-	0	0	0	-	-	0	0	0	-	-	0	0	0	-	-	0	0	
09/17	BUF	W	P	0	0	-	-	0	0	0	-	-	0	0	0	-	-	0	0	0	-	-	0	0	
09/24	N.O.	L	P	0	0	-	-	0	0	0	-	-	0	1	9	9.0	9	0	0	0	-	-	0	9	
10/01	@ N.E.	W	P	0	0	-	-	0	1	12	12.0	12	0	0	0	-	-	0	0	0	-	-	0	12	
10/08	@ DET	W																							
10/12	PHI	L																							
10/22	@ CHI	L																							
10/29	@ T.B.	W																							
11/05	ATL	W																							
11/13	MIA	W																							
11/26	@ NYJ	W																							
12/03	@ N.O.	L	P	1	12	12.0	12	0	0	0	-	-	0	0	0	-	-	0	0	0	-	-	0	12	
12/10	MIN	W	S	5	37	7.4	21	0	0	0	-	-	0	0	0	-	-	0	2	38	19.0	22	0	75	
12/17	G.B.	W	S	3	25	8.3	13	2	0	0	-	-	0	0	0	-	-	0	2	45	22.5	25	0	70	
12/24	T.B.	W	S	1	31	31.0	31	0	0	0	-	-	0	0	0	-	-	0	3	146	48.7	103t	1	177	
12/31	@ ATL	L																							
<b>TOTALS</b>				<b>8/3</b>	<b>10</b>	<b>105</b>	<b>10.5</b>	<b>31</b>	<b>2</b>	<b>1</b>	<b>12</b>	<b>12.0</b>	<b>12</b>	<b>0</b>	<b>1</b>	<b>9</b>	<b>9.0</b>	<b>9</b>	<b>0</b>	<b>7</b>	<b>229</b>	<b>32.7</b>	<b>103t</b>	<b>1</b>	<b>355</b>
<b>POSTSEASON</b>																									
01/07	@ N.O.	L																							
<b>TOTALS</b>				<b>0/0</b>	<b>0</b>	<b>0</b>	<b>0</b>	<b>0</b>	<b>0</b>	<b>0</b>	<b>0</b>	<b>0</b>	<b>0</b>	<b>0</b>	<b>0</b>	<b>0</b>	<b>0</b>	<b>0</b>	<b>0</b>	<b>0</b>	<b>0</b>	<b>0</b>	<b>0</b>	<b>0</b>	<b>0</b>

# 2016 CAROLINA

Date	Opp	W/L	P/S	RECEIVING				RUSHING				PUNT RETURNS				KICKOFF RETURNS				Total					
				Rec	Yds	Avg	LG	TD	Rsh	Yds	Avg	LG	TD	PR	Yds	Avg	LG	TD	KOR	Yds	Avg	LG	TD	Yds	
09/08	@ Denver	L																							
09/18	SAN FRANCISCO	W																							
09/25	MINNESOTA	L																							
10/02	@ Atlanta	L																							
10/10	TAMPA BAY	L																							
10/16	@ New Orleans	L																							
10/30	ARIZONA	W																							
11/06	@ Los Angeles	W																							
11/13	KANSAS CITY	L																							
11/17	NEW ORLEANS	W																							
11/27	@ Oakland	L																							
12/04	@ Seattle	L																							
12/11	SAN DIEGO	W																							
12/19	@ Washington	W																							
12/24	ATLANTA	L																							
01/01	@ Tampa Bay	L	P	1	16	16.0	16	0	-	-	-	-	-	-	-	-	-	-	1	31	31.0	31	0	47	
<b>TOTALS</b>				1/0	1	16	16.0	16	0	0	0	0	0	0	0	0	0	0	0	1	31	31.0	31	0	47

ADMINISTRATION  
& COACHES

DAMIENE  
BYRD

ROOKIES

2017 IN REVIEW

RECORDS


TEAM HISTORY

REFERENCE

# ROSS COCKRELL

CORNERBACK • DUKE

5TH NFL SEASON  
1ST PANTHERS SEASON



Ht: 6-0 Wt: 190 • Born: August 6, 1991 • NFL Games Played/Started: 54/32 [5/3] • Acquired: UFA-18

## PRO CAREER

- Played in 54 games with 32 starts over four seasons with the New York Giants, Pittsburgh and Buffalo.
- Totaled 116 tackles, five interceptions, 32 pass deflections and two fumble recoveries in his career.
- In 2017, played in 16 games with nine starts...Made a career-best three interceptions...Tallied 49 tackles, with three games of six total tackles.
- Started all 16 games for Pittsburgh in 2016...Recorded career-best 62 total tackles with career-high 14 pass deflections, the most on the team.
- Played in 15 games with seven starts during the regular season for Pittsburgh in 2015...Totaled two interceptions...Added his first career forced fumble and fumble recovery on defense during the regular season...Saw action in both postseason contests, recording one fumble recovery.
- Saw action in seven games during his rookie season at Buffalo, recording one tackle on defense.

**TRANSACTIONS:** Drafted in the fourth round (109th overall) of the 2014 Draft by Buffalo (8/31/14)...Released by Buffalo (8/31/15)...Signed as a free agent by Pittsburgh (9/5/15)...Signed contract extension with Pittsburgh (1/22/16)...Signed restricted free agent tender with Pittsburgh (4/17/17)...Traded to the New York Giants in exchange for a 2018 seventh-round draft pick (9/3/17)...Signed as an unrestricted free agent by Carolina (3/23/18).

**GP/GS:** Career (54/32) [5/3]; 2017 (16/9); 2016 (16/16) [3/3]; 2015 (15/7) [2/0]; 2014 (7/0).

**2017:** Played in 16 games with nine starts for the New York Giants...Made a career-best three interceptions...Tallied 49 tackles, with three games of six total tackles...

**Vs. Los Angeles Rams (11/5):** Started at cornerback and tied a season high with six total tackles, including one for loss...**At Arizona (12/24):** Recorded career-best two interceptions while also making two tackles...**Vs. Washington (12/31):** Set new career high with four pass breakups to go along with an interception.

**COLLEGE:** Attended Duke from 2009-13 starting all 49 games played...Totaled 233 tackles, 7.0 TFLs, 2.0 sacks, 12 interceptions and 42 pass breakups...Was a three-time Academic All-ACC selection (2011-13) and was an Academic All-ACC honoree in 2010...Named first-team All-ACC twice (2012-13)...Named honorable mention All-America by Sports Illustrated in 2012...Also in 2012, recorded a school-record 75-yard blocked field goal return for a touchdown...Graduated in May of 2013 with a degree in political science while also earning a certificate in markets and management studies...Did graduate work in political science.

**PERSONAL:** Attended Charlotte Latin School (Charlotte, N.C.)...Father played football at Columbia University, while sisters play volleyball at Davidson College and run track at Southern California.

## ROSS COCKRELL CAREER STATISTICS

Year	Team	GP/GS	Tot	T	A	Sack	Yds	INT	Yds	Lg	TD	PD	FF	FR	Yds	TD
2014	Buffalo	7/0	1	1	0	0.0	0.0	0	0	0	0	0	0	0	0	0
2015	Pittsburgh	15/7	44	34	10	0.0	0.0	2	62	37	0	11	1	1	0	0
2016	Pittsburgh	16/16	62	47	15	0.0	0.0	0	0	0	0	14	0	1	0	0
2017	N.Y. Giants	16/9	50	37	13	0.0	0.0	3	1	1	0	11	0	0	0	0
<b>Totals</b>		<b>54/32</b>	<b>157</b>	<b>119</b>	<b>38</b>	<b>0.0</b>	<b>0.0</b>	<b>5</b>	<b>63</b>	<b>37</b>	<b>0</b>	<b>36</b>	<b>1</b>	<b>2</b>	<b>0</b>	<b>0</b>

## POSTSEASON

Year	Team	GP/GS	Tot	T	A	Sack	Yds	INT	Yds	Lg	TD	PD	FF	FR	Yds	TD
2015	Pittsburgh	2/0	1	1	0	0.0	0.0	0	0	0	0	0	0	1	0	0
2016	Pittsburgh	3/3	17	15	2	0.0	0.0	0	0	0	0	0	0	0	0	0
<b>Totals</b>		<b>5/3</b>	<b>18</b>	<b>16</b>	<b>2</b>	<b>0.0</b>	<b>0.0</b>	<b>0</b>	<b>0</b>	<b>0</b>	<b>0</b>	<b>0</b>	<b>0</b>	<b>1</b>	<b>0</b>	<b>0</b>

ADMINISTRATION  
& COACHES

ROSS  
COCKRELL

ROOKIES

2017 IN REVIEW

RECORDS

TEAM HISTORY

REFERENCE



## ADDITIONAL STATISTICS

SPECIAL TEAMS TACKLES: 2015 (1).

## SINGLE-GAME CAREER HIGHS

TACKLES	8	vs. Miami (1/8/17)
INTERCEPTIONS	2	at Arizona (12/31/17)
PASSES DEFENSED	4	vs. Washington (11/23/17)
FUMBLE RECOVERIES	1	3x, last vs. Kansas City (10/1/16)

# ROSS COCKRELL GAME-BY-GAME

## 2017 NEW YORK GIANTS

Date	Opp	W/L	P/S	T	S	A	SACK	QBP	FR	FF	PD	INT	YDS	LG	TD
09/10	@ Dallas	L	P	0	-	-	0.0	0	0	0	0	-	-	-	0
09/18	DETROIT	L	P	3	2	1	0.0	0	0	0	1	-	-	-	0
09/24	@ Philadelphia	L	P	1	1	0	0.0	0	0	0	0	-	-	-	0
10/01	@ Tampa Bay	L	P	0	-	-	0.0	0	0	0	0	-	-	-	0
10/08	LOS ANGELES CHARGERS	L	P	2	1	1	0.0	0	0	0	0	-	-	-	0
10/15	@ Denver	W	S	4	3	1	0.0	0	0	0	1	-	-	-	0
10/22	SEATTLE	L	P	5	3	2	0.0	0	0	0	0	-	-	-	0
11/05	LOS ANGELES RAMS	L	S	6	5	1	0.0	0	0	0	0	-	-	-	0
11/12	@ San Francisco	L	P	0	-	-	0.0	0	0	0	0	-	-	-	0
11/19	KANSAS CITY	W	S	6	5	1	0.0	0	0	0	0	-	-	-	0
11/23	@ Washington	L	S	5	5	0	0.0	0	0	0	0	-	-	-	0
12/03	@ Oakland	L	S	6	2	4	0.0	0	0	0	0	-	-	-	0
12/17	DALLAS	L	S	4	3	1	0.0	0	0	0	2	-	-	-	0
12/24	PHILADELPHIA	L	S	4	4	0	0.0	0	0	0	1	-	-	-	0
12/31	@ Arizona	L	S	2	1	1	0.0	0	0	0	2	2	1	1	0
12/31	WASHINGTON	W	S	2	2	0	0.0	0	0	0	4	1	0	0	0
<b>TOTALS</b>			<b>16/9</b>	<b>50</b>	<b>37</b>	<b>13</b>	<b>0.0</b>	<b>0</b>	<b>0</b>	<b>0</b>	<b>11</b>	<b>3</b>	<b>1</b>	<b>1</b>	<b>0</b>

## 2016 PITTSBURGH

Date	Opp	W/L	P/S	T	S	A	SACK	QBP	FR	FF	PD	INT	YDS	LG	TD
09/12	@ Washinton	W	S	4	2	2	0.0	0	0	0	0	-	-	-	0
09/18	CINCINNATI	W	S	3	2	1	0.0	0	0	0	2	-	-	-	0
09/25	@ Philadelphia	L	S	3	3	0	0.0	0	0	0	0	-	-	-	0
10/01	KANSAS CITY	W	S	4	4	0	0.0	0	1	0	0	-	-	-	0
10/09	N.Y. JETS	W	S	4	4	0	0.0	0	0	0	3	-	-	-	0
10/16	@ Miami	L	S	5	5	0	0.0	0	0	0	2	-	-	-	0
10/23	NEW ENGLAND	L	S	2	2	0	0.0	0	0	0	0	-	-	-	0
11/06	@ Baltimore	L	S	3	2	1	0.0	0	0	0	0	-	-	-	0
11/13	DALLAS	L	S	5	4	1	0.0	0	0	0	1	-	-	-	0
11/20	@ Cleveland	W	S	4	4	0	0.0	0	0	0	0	-	-	-	0
11/24	@ Indianapolis	W	S	2	2	0	0.0	1	0	0	2	-	-	-	0
12/04	N.Y. GIANTS	W	S	5	3	2	0.0	0	0	0	1	-	-	-	0
12/11	@ Buffalo	W	S	4	2	2	0.0	0	0	0	1	-	-	-	0
12/18	@ Cincinnati	W	S	3	1	2	0.0	0	0	0	1	-	-	-	0
12/25	BALTIMORE	W	S	7	4	3	0.0	0	0	0	0	-	-	-	0
01/01	CLEVELAND	W	S	4	3	1	0.0	0	0	0	1	-	-	-	0
<b>TOTALS</b>			<b>16/16</b>	<b>62</b>	<b>47</b>	<b>15</b>	<b>0.0</b>	<b>1</b>	<b>1</b>	<b>0</b>	<b>14</b>	<b>0</b>	<b>0</b>	<b>0</b>	<b>0</b>

## POSTSEASON

01/08	MIAMI	W	S	8	8	0	0.0	0	0	0	0	-	-	-	0
01/15	@ Kansas City	W	S	6	5	1	0.0	0	0	0	0	-	-	-	0
01/22	@ New England	L	S	3	2	1	0.0	0	0	0	0	-	-	-	0
<b>TOTALS</b>			<b>3/3</b>	<b>17</b>	<b>15</b>	<b>2</b>	<b>0.0</b>	<b>0</b>	<b>0</b>	<b>0</b>	<b>0</b>	<b>0</b>	<b>0</b>	<b>0</b>	<b>0</b>

## 2015 PITTSBURGH

Date	Opp	W/L	P/S	T	S	A	SACK	QBP	FR	FF	PD	INT	YDS	LG	TD	
09/10	@ New England	L														
09/20	SAN FRANCISCO	W	P	4	3	1	0.0	0	0	0	0	-	-	-	0	
09/27	@ St. Louis Rams	W	P	3	0	3	0.0	0	0	0	0	-	-	-	0	
10/01	BALTIMORE	L	P	0	-	-	0.0	0	1	0	1	1	37	37	0	
10/12	@ San Diego	W	S	7	7	0	0.0	0	0	0	0	-	-	-	0	
10/18	ARIZONA	W	S	4	4	0	0.0	0	0	0	2	0	0	-	0	
10/25	@ Kansas City	L	P	3	3	0	0.0	0	0	0	0	-	-	-	0	
11/01	CINCINNATI	L	S	4	4	0	0.0	0	0	0	1	0	0	-	0	
11/08	OAKLAND	W	S	2	2	0	0.0	0	0	0	2	1	25	25	0	
11/15	CLEVELAND	W	P	2	2	0	0.0	0	0	0	0	-	-	-	0	
11/29	@ Seattle	L	S	4	3	1	0.0	0	0	1	0	-	-	-	0	
12/06	INDIANAPOLIS	W	S	2	2	0	0.0	0	0	0	2	0	0	-	0	
12/13	@ Cincinnati	W	P	2	1	1	0.0	0	0	0	0	-	-	-	0	
12/20	DENVER	W	S	4	3	1	0.0	0	0	0	0	-	-	-	0	
12/27	@ Baltimore	L	P	2	0	2	0.0	0	0	0	2	0	0	-	-	
01/03	@Cleveland	W	P	1	0	1	0.0	0	0	0	1	0	0	-	0	
<b>TOTALS</b>				<b>15/7</b>	<b>44</b>	<b>34</b>	<b>10</b>	<b>0.0</b>	<b>0</b>	<b>1</b>	<b>1</b>	<b>11</b>	<b>2</b>	<b>62</b>	<b>37</b>	<b>0</b>

## POSTSEASON

01/09	@ Cincinnati	W	P	0	-	-	0.0	0	1	0	0	-	-	-	0	
01/17	@ Denver	L	P	1	1	0	0.0	0	0	0	0	-	-	-	0	
<b>TOTALS</b>				<b>2/0</b>	<b>1</b>	<b>1</b>	<b>0</b>	<b>0.0</b>	<b>0</b>	<b>1</b>	<b>0</b>	<b>0</b>	<b>0</b>	<b>0</b>	<b>0</b>	<b>0</b>

## 2014 BUFFALO

Date	Opp	W/L	P/S	T	S	A	SACK	QBP	FR	FF	PD	INT	YDS	LG	TD
09/07	@ Chicago	W													
09/14	MIAMI	W													
09/21	SAN DIEGO	L													
09/28	@ Houston	L													
10/05	@ Detroit	W													
10/12	NEW ENGLAND	L													
10/19	MINNESOTA	W													
10/26	@ N.Y. Jets	W													
11/09	KANSAS CITY	L	P	0	-	-	0.0	0	0	0	0	-	-	-	0
11/13	@ Miami	L	P	0	-	-	0.0	0	0	0	0	-	-	-	0
11/24	N.Y. JETS	W	P	1	1	0	0.0	0	0	0	0	-	-	-	0
11/30	CLEVELAND	W	P	0	-	-	0.0	0	0	0	0	-	-	-	0
12/07	@ Denver	L	P	0	-	-	0.0	0	0	0	0	-	-	-	0
12/14	GREEN BAY	W	P	0	-	-	0.0	0	0	0	0	-	-	-	0
12/21	@ Oakland	L													
12/28	@ New England	W	P	0	-	-	0.0	0	0	0	0	-	-	-	0
<b>TOTALS</b>				<b>7/0</b>	<b>1</b>	<b>1</b>	<b>0</b>	<b>0.0</b>	<b>0</b>	<b>0</b>	<b>0</b>	<b>0</b>	<b>0</b>	<b>0</b>	<b>0</b>

# BRYAN COX JR.

DEFENSIVE END • FLORIDA

2ND NFL SEASON  
2ND PANTHERS SEASON



Ht: 6-3 Wt: 270 • Born: June 25, 1994 • NFL Games Played/Started: 7/0 [1/0] • Acquired: FA-17

## PRO CAREER

• Played in seven games for Carolina as a rookie in 2017... Finished the season with five tackles, six quarterback pressures and one fumble recovery.

• Part of a defensive unit in 2017 that ranked seventh in the NFL in total yards allowed (317.1 per game), third in rushing yards allowed (88.1 per game) and third in total sacks (50).

• Made NFL debut in Week 5 at Detroit (10/8/17).

• Recorded first fumble recovery vs. Tampa Bay (12/24/17), scooping up a fumble by quarterback Jameis Winston on the opening drive of the game and running it back 15 yards to the Tampa Bay 15-yard line.

**TRANSACTIONS:** Signed as an undrafted rookie free agent by Carolina (5/5/17)...Waived by Carolina (9/2/17)...Signed to Carolina practice squad (9/3/17)...Signed to active roster off practice squad (9/30/17).

**GP/GS:** Career (7/0) [1/0]; 2017 (7/0) [1/0].

**2017:** Played in eight games as a rookie...Tallied five tackles, six quarterback pressures and one fumble recovery...Part of a defense that ranked seventh in the NFL in total yards allowed and third in the league in rushing yards allowed with 88.1 per game, the second lowest mark in franchise history behind the 86.9 yards allowed in 2013...**At Detroit (10/8):** Saw action as a reserve defensive end in NFL debut...**Vs. Green Bay (12/17):** Saw action as a reserve defensive end...Recorded a career-high two tackles...Added one quarterback pressure...**Vs. Tampa Bay (12/24):** Saw action as a reserve defensive end...Recorded one quarterback pressure and tallied first career fumble recovery...Scooped up a Jameis Winston fumble on Tampa Bay's opening drive of the game and returned the ball 15 yards to the Tampa Bay 15-yard line.

**POSTSEASON:** **At New Orleans (1/7/18):** Saw action as a reserve defensive lineman...Recorded one tackle.

**COLLEGE:** Played in 44 games with 28 starts at Florida...Produced 98 tackles, 21 tackles for loss, 10 sacks, 15 quarterback pressures, three forced fumbles, two fumble recoveries and one pass defended...As a senior in 2016, played in 11 games with five starts...Missed three games with knee and ankle injuries...Recorded 19 tackles, 2.5 tackles for loss, 0.5 sacks, six quarterback pressures and one forced fumble...Played in 14 games with 13 starts as a junior in 2015...Tied for third on the Gators with 3.5 sacks and six quarterback pressures...Posted 45 tackles, 10.5 tackles for loss, two forced fumbles, two fumble recoveries and one pass defended...As a sophomore in 2014, played in 11 games with 10 starts...Finished third on the team with four sacks to go along with three quarterback pressures...Notched 29 tackles and six tackles for loss...As a freshman in 2013, played in eight games...Logged five tackles, two tackles for loss and two sacks...Red-shirted as a true freshman in 2012.

**PERSONAL:** Attended St. Thomas Aquinas High School in Fort Lauderdale, Fla....Father, Bryan, played linebacker for 12 seasons in the NFL with the Miami Dolphins from 1991-95, Chicago Bears from 1996-97, New York Jets from 1998-2000, New England Patriots in 2001 and New Orleans Saints in 2002.



Cox Jr. recorded the first fumble recovery of his career in Week 16 vs. Tampa Bay (12/24/17), scooping up the loose ball and returning it 15 yards on the Buccaneers' opening drive of the game.

ADMINISTRATION  
& COACHES

BRYAN  
COX JR.

ROOKIES

2017 IN REVIEW

RECORDS

TEAM HISTORY

REFERENCE

## BRYAN COX JR. CAREER STATISTICS

Year	Team	GP/GS	Tot	T	A	Sack	Yds	INT	Yds	Lg	TD	PD	FF	FR	Yds	TD
2017	Carolina	7/0	5	4	1	0.0	0.0	0	0	0	0	0	0	1	15	0
<b>Totals</b>		<b>7/0</b>	<b>5</b>	<b>4</b>	<b>1</b>	<b>0.0</b>	<b>0.0</b>	<b>0</b>	<b>0</b>	<b>0</b>	<b>0</b>	<b>0</b>	<b>0</b>	<b>1</b>	<b>15</b>	<b>0</b>

### POSTSEASON

Year	Team	GP/GS	Tot	T	A	Sack	Yds	INT	Yds	Lg	TD	PD	FF	FR	Yds	TD
2017	Carolina	1/0	1	1	0	0.0	0.0	0	0	0	0	0	0	0	0	0
<b>Totals</b>		<b>1/0</b>	<b>1</b>	<b>1</b>	<b>0</b>	<b>0.0</b>	<b>0.0</b>	<b>0</b>	<b>0</b>	<b>0</b>	<b>0</b>	<b>0</b>	<b>0</b>	<b>0</b>	<b>0</b>	<b>0</b>

### SINGLE-GAME CAREER HIGHS

**TACKLES** 2 vs. Green Bay (12/17/17)

**FUMBLE RECOVERIES** 1 vs. Tampa Bay (12/24/17)

## BRYAN COX JR. GAME-BY-GAME

### 2017 CAROLINA

Date	Opp	W/L	P/S	T	S	A	SACK	QBP	FR	FF	PD	INT	YDS	LG	TD
09/10	@ San Francisco	W						practice squad							
09/17	BUFFALO	W						practice squad							
09/24	NEW ORLEANS	L						practice squad							
10/01	@ New England	W						practice squad							
10/08	@ Detroit	W	P	0	0	0	0.0	0	0	0	0	0	-	-	0
10/12	PHILADELPHIA	L						INACTIVE							
10/22	@ Chicago	L	P	1	1	0	0.0	0	0	0	0	0	-	-	0
10/29	@ Tampa Bay	W						INACTIVE							
11/05	ATLANTA	W						INACTIVE							
11/13	MIAMI	W						INACTIVE							
11/26	@ New York Jets	W						INACTIVE							
12/03	@ New Orleans	L	P	1	1	0	0.0	0	0	0	0	0	-	-	0
12/10	MINNESOTA	W	P	0	0	0	0.0	1	0	0	0	0	-	-	0
12/17	GREEN BAY	W	P	2	2	0	0.0	1	0	0	0	0	-	-	0
12/24	TAMPA BAY	W	P	0	0	0	0.0	1	1	0	0	0	-	-	0
12/31	@ Atlanta	L	P	1	0	1	0.0	3	0	0	0	0	-	-	0
<b>TOTALS</b>				<b>7/0</b>	<b>5</b>	<b>4</b>	<b>1</b>	<b>0.0</b>	<b>6</b>	<b>1</b>	<b>0</b>	<b>0</b>	<b>0</b>	<b>0</b>	<b>0</b>

### POSTSEASON

01/07	@ New Orleans	L	P	1	1	0	0.0	0	0	0	0	0	-	-	0
<b>TOTALS</b>				<b>1/0</b>	<b>1</b>	<b>1</b>	<b>0</b>	<b>0.0</b>	<b>0</b>	<b>0</b>	<b>0</b>	<b>0</b>	<b>0</b>	<b>0</b>	<b>0</b>

# DEMETRIOUS COX

SAFETY • MICHIGAN STATE

2ND NFL SEASON  
2ND PANTHERS SEASON



Ht: 6-0 Wt: 200 • Born: April 20, 1994 • NFL Games Played/Started: 4/0 [0/0] • Acquired: WV-17 (CIN)

## PRO CAREER

- Played in four games for Carolina as a rookie in 2017... Served as a reserve safety and recorded three tackles.
- Made NFL debut at San Francisco (9/10/17).
- Rookie campaign ended early after being placed on injured reserve with an ankle injury in Week 8 (10/24/17).

**TRANSACTIONS:** Signed as an undrafted free agent by Cincinnati (5/5/17)...Waived by Cincinnati (9/2/17)... Claimed off waivers by the Panthers (9/3/17)...Placed on injured reserve with ankle injury (10/24/17).

**GP/GS:** Career (4/0) [0/0]; 2017 (4/0) [0/0].

**2017:** Played in four games as a rookie...Tallied three tackles...Injured ankle in Week 4 causing him to be inactive Weeks 5-7 before ultimately being placed on injured reserve in Week 8...**At New England (10/1):** Saw significant action as a reserve safety, filling in for an injured Kurt Coleman... Tallied three tackles.

**COLLEGE:** Spent five years at Michigan State (one red-shirt) and played in 51 games, with 25 starts (16 at safety and nine at cornerback)...Career totals of 166 tackles, including 5.5 for losses, with four interceptions, 14 pass breakups and two fumble recoveries...Scored two career touchdowns...As a senior in 2016, served as a team captain and started 10 games, all at free safety, totaling 55 tackles, including 1.5 for losses, and six passes defended...Started all 14 games (eight at cornerback and six at safety) as a junior in 2015...Third-team all-Big Ten selection...Totaled 79 tackles, including two for losses, three INTs, 10 passes defended and a fumble recovery... As a sophomore in 2014, played in all 13 games...Totaled 26 tackles, including two for losses, with two passes defended...As a redshirt freshman in 2013, saw significant action on special teams...Did not play in 2012 (redshirt).

**PERSONAL:** Played at Jeannette High School in Jeannette, Pa...Graduated with a bachelor's degree in interdisciplinary studies in social science - human capital and society.

## DEMETRIOUS COX CAREER STATISTICS

Year	Team	GP/GS	Tot	T	A	Sack	Yds	INT	Yds	Lg	TD	PD	FF	FR	Yds	TD
2017	Carolina	4/0	3	3	0	0.0	0.0	0	0	0	0	0	0	0	0	0
<b>Totals</b>		<b>4/0</b>	<b>3</b>	<b>3</b>	<b>0</b>	<b>0.0</b>	<b>0.0</b>	<b>0</b>	<b>0</b>	<b>0</b>	<b>0</b>	<b>0</b>	<b>0</b>	<b>0</b>	<b>0</b>	<b>0</b>

## POSTSEASON

Year	Team	GP/GS	Tot	T	A	Sack	Yds	INT	Yds	Lg	TD	PD	FF	FR	Yds	TD
2017	Carolina	0/0	0	0	0	0.0	0.0	0	0	0	0	0	0	0	0	0
<b>Totals</b>		<b>0/0</b>	<b>0</b>	<b>0</b>	<b>0</b>	<b>0.0</b>	<b>0.0</b>	<b>0</b>	<b>0</b>	<b>0</b>	<b>0</b>	<b>0</b>	<b>0</b>	<b>0</b>	<b>0</b>	<b>0</b>

## SINGLE-GAME CAREER HIGHS

**TACKLES** 3 at New England (10/1/17)

ADMINISTRATION & COACHES

DEMETRIOUS COX

ROOKIES

2017 IN REVIEW

RECORDS

TEAM HISTORY

REFERENCE

# DEMETRIOUS COX GAME-BY-GAME

## 2017 CAROLINA

Date	Opp	W/L	P/S	T	S	A	SACK	QBP	FR	FF	PD	INT	YDS	LG	TD
09/10	@ San Francisco	W	P	0	0	0	0.0	0	0	0	0	-	-	-	0
09/17	BUFFALO	W	P	0	0	0	0.0	0	0	0	0	-	-	-	0
09/24	NEW ORLEANS	L	P	0	0	0	0.0	0	0	0	0	-	-	-	0
10/01	@ New England	W	P	3	3	0	0.0	0	0	0	0	-	-	-	0
10/08	@ Detroit	W													
10/12	PHILADELPHIA	L													
10/22	@ Chicago	L													
10/29	@ Tampa Bay	W													
11/05	ATLANTA	W													
11/13	MIAMI	W													
11/26	@ New York Jets	W													
12/03	@ New Orleans	L													
12/10	MINNESOTA	W													
12/17	GREEN BAY	W													
12/24	TAMPA BAY	W													
12/31	@ Atlanta	L													
<b>TOTALS</b>				<b>4/0</b>	<b>3</b>	<b>3</b>	<b>0</b>	<b>0.0</b>	<b>0</b>	<b>0</b>	<b>0</b>	<b>0</b>	<b>0</b>	<b>0</b>	<b>0</b>

## POSTSEASON

01/07	@ New Orleans	L	P												
<b>TOTALS</b>				<b>0/0</b>	<b>0</b>	<b>0</b>	<b>0</b>	<b>0.0</b>	<b>0</b>	<b>0</b>	<b>0</b>	<b>0</b>	<b>0</b>	<b>0</b>	<b>0</b>

# THOMAS DAVIS

LINEBACKER • GEORGIA

14TH NFL SEASON  
14TH PANTHERS SEASON



PRO BOWLS: 3  
2015, 2016, 2017

Ht: 6-1 Wt: 235 • Born: March 22, 1983 • NFL Games Played/Started: 164/146 [11/8] • Acquired: D1-05



## NFL RANKINGS

- Ranks third among active NFL linebackers with 998 career tackles (according to press box statistics).
- Since 2012, has tallied 10 interceptions, tied for second-most among NFL linebackers during that time behind only teammate Luke Kuechly (15).

## FRANCHISE RANKINGS

- Ranks first in franchise history with 1,174 tackles.
- 164 regular season games played are the most by a linebacker in franchise history and fourth-most among all-time Panthers.
- 146 regular season games started are the third-most in team history.
- Carolina's all-time leader in playoff experience, playing in 11 career postseason contests.

## HONORS

- 3x Pro Bowl (2017, 2016, 2015)
- AP All-Pro First Team (2015)
- PFWA All-NFC Team (2015)
- Byron "Whizzer" White Award Winner (2015)
- Athletes in Action/Bart Starr Award (2015)
- Finalist for Sports Illustrated Sportsman of the Year Award (2015)
- Walter Payton NFL Man of the Year (2014)
- NFC Defensive Player of the Month (2013, November)
- NFC Defensive Player of the Week (2013, Week 6)
- Ed Block Courage Award Winner (2011)

## PRO CAREER

- Earned third-consecutive Pro Bowl nomination in 2017 after starting all 15 games played and finishing second on the team with 88 tackles...Key contributor on a defensive unit that ranked seventh in the NFL in total yards allowed (317.1 per game), third in rushing yards allowed (88.1 per game) and third in total sacks (50).
- Finished the 2017 season with 88 tackles, 2.5 sacks, eight quarterback pressures and one fumble recovery.
- Named to second-consecutive Pro Bowl in 2016 after starting all 16 games played and leading the team with 132 tackles...Marked fifth-consecutive season with at least 100 tackles...Finished second on the team with three interceptions.
- Key contributor on a defensive unit that finished second in the NFL with 47 sacks and tied for fourth in the league with 17 interceptions in 2016.
- Scored first career touchdown on a 46-yard fumble return vs. Arizona (10/30/16).
- Registered 1,000th career tackle at New Orleans (10/16/16).

- Named to first career Pro Bowl and earned first-team All-Pro honors, starting all 16 games for Carolina in 2015...Finished with fifth career and fourth consecutive 100-tackle season with 123 tackles.
- Recorded career highs with 5.5 sacks and four interceptions, the only player in the NFL in 2015 to record five or more sacks and four or more interceptions.
- Key member of unit that finished 2015 in the top 10 in the NFL in total defense for the fourth consecutive year, ranking sixth...Part of defense that helped Carolina lead the NFL in interceptions (24), takeaways (39), points off turnovers (148) and turnover differential (+20).
- Played and started 15 games for Carolina in 2014, finishing with 129 tackles, 2.5 sacks, two forced fumbles, one fumble recovery and six passes defended.
- Key member of a unit that finished in the top 10 in the NFL in total defense for the third consecutive year in 2014...Defense set NFL playoff record for fewest net yards allowed in a game with 78 vs. Arizona (1/3/15).
- Named 2014 Walter Payton NFL Man of the Year...Award recognizes a player's off-the-field community service as well as playing excellence.
- Key member in 2013 of Carolina unit that ranked second in the NFL in total defense and points allowed and led the league in sacks while finishing second in rushing defense and sixth in passing defense...Set career highs in tackles (151) and passes defended (8).
- Named NFC Defensive Player of the Month for November 2013...Totaled 38 tackles, one sack, one quarterback pressure, one forced fumble, one interception and two passes defended as Panthers went 4-0 during month.
- Earned NFC Defensive Player of the Week for performance at Minnesota (10/13/13)...Produced 10 tackles, a career-high two sacks, one quarterback pressure and one pass defended in Panthers' 35-10 win.
- Played in 15 games with 12 starts for Carolina in 2012, completing comeback from tearing the anterior cruciate ligament in his right knee in 2009, 2010 and 2011...Became the first known NFL player to return and play a full season after having three ACL surgeries on the same knee...Finished second on the team with 118 tackles, his second career 100-tackle season.
- Tied career high with 18 tackles vs. Tampa Bay (11/18/12)...Originally recorded 18 tackles vs. Philadelphia (9/13/09).
- Started the first two games at linebacker for Carolina in 2011 before being placed on injured reserve with an injured right knee...Collected 17 tackles, two quarterback pressures and one fumble recovery.
- Missed entire 2010 season with a right knee injury.

ADMINISTRATION  
& COACHES

THOMAS  
DAVIS

ROOKIES

2017 IN REVIEW

RECORDS

TEAM HISTORY

REFERENCE

- Appeared in seven games in 2009 before being placed on injured reserve with a right knee injury.
- Recorded 136 tackles and 3.5 sacks in 2008.
- Ranked second on defense with 96 tackles in 2006.
- Registered his first NFL sack vs. New England (9/18/05) when he took down Patriots quarterback Tom Brady.
- Forced first career fumble at Arizona (10/9/05) against Cardinals wide receiver Anquan Boldin.
- Earned first NFL start at safety as a rookie in season-opener vs. New Orleans (9/11/05).

**TRANSACTIONS:** Selected by Carolina in the first round (14th overall) of the 2005 NFL Draft (4/23/05)...Placed on injured reserve with an injured right knee by Carolina (11/10/09)...Placed on reserve/physically unable to perform with an injured right knee by Carolina (8/31/10)... Signed to contract extension by Carolina (7/30/11)... Placed on injured reserve with an injured right knee by Carolina (9/19/11)...Signed to contract extension by Carolina (6/15/15).

**GP/GS:** Career (164/146) [11/8]; 2017 (15/15) [1/1]; 2016 (16/16); 2015 (16/16) [3/3]; 2014 (15/15) [2/2]; 2013 (16/16) [1/1]; 2012 (15/12); 2011 (2/2); 2010 (PUP); 2009 (7/7); 2008 (16/16) [1/1]; 2007 (16/16); 2006 (14/14); 2005 (16/1) [3/0].

**2017:** Started all 15 games played...Finished second on the team with 88 tackles...Added 2.5 sacks, eight quarterback pressures and one fumble recovery...Key contributor on a defensive unit that ranked seventh in the NFL in total yards allowed (317.1 per game), third in rushing yards allowed (88.1 per game) and third in total sacks (50)...Missed one game after being suspended for an illegal hit on Packers wide receiver Davante Adams

in Week 15 vs. Green Bay (12/17)...**At San Francisco (9/10):** Started at linebacker...Led the team with nine tackles...Also tallied one sack, bringing down 49ers quarterback Brian Hoyer for an eight-yard loss in the second quarter...**At Detroit (10/8):** Started at linebacker...Tallied two tackles and one fumble recovery...**At New York Jets (11/26):** Started at linebacker...Recorded nine tackles, tying his season-high set in Week 1...Also added three quarterback pressures...**Vs. Green Bay (12/17):** Started at linebacker...Tallied four tackles and one half-sack...**Vs. Tampa Bay (12/24):** Suspended one game for an illegal hit in Week 16...**At Atlanta (12/31):** Started at linebacker and recorded a season-high 11 tackles.

**POSTSEASON:** **At New Orleans (1/7):** Started at linebacker and recorded five tackles and one quarterback pressure.

**COLLEGE:** Ended career at Georgia with 272 tackles, 10.5 sacks, three interceptions, and 17 tackles for loss... Entered draft following junior season...Earned starts in 25 of the 39 games played...Contributed as a free safety and linebacker...Unanimous first-team All-SEC selection as a junior...First-team All-America by *The Sporting News* and the American Football Coaches Association... Semifinalist for the Bednarik Award, given to the nation's top defensive player...Started 10 games at free safety and led the Bulldogs in tackles with 81 for the second consecutive season... Collected three sacks, five tackles for loss, three forced fumbles and one interception on the season.

**PERSONAL:** Attended Randolph-Clay High School in Shellman, Ga....Majored in consumer economics at Georgia.

## THOMAS DAVIS CAREER STATISTICS

Year	Team	GP/GS	Tot	T	A	Sack	Yds	INT	Yds	Lg	TD	PD	FF	FR	Yds	TD
2005	Carolina	16/1	28	18	10	1.5	13.0	0	0	0	0	0	1	0	0	0
2006	Carolina	14/14	96	73	23	1.5	10.0	0	0	0	0	4	1	0	0	0
2007	Carolina	16/16	85	68	17	3.0	22.0	1	0	0	0	6	2	1	0	0
2008	Carolina	16/16	136	94	42	3.5	24.5	0	0	0	0	5	2	1	0	0
2009	Carolina	7/7	71	53	18	1.5	15.0	2	24	24	0	3	0	0	0	0
2010	Carolina	PHYSICALLY UNABLE TO PERFORM/RIGHT KNEE														
2011	Carolina	2/2	17	8	9	0.0	0.0	0	0	0	0	0	0	1	0	0
2012	Carolina	15/12	118	85	33	0.0	0.0	1	0	0	0	2	2	1	0	0
2013	Carolina	16/16	151	111	40	4.0	36.0	2	-2	0	0	8	1	0	0	0
2014	Carolina	15/15	129	92	37	2.5	12.5	0	0	0	0	6	2	1	33	0
2015	Carolina	16/16	123	92	31	5.5	44.0	4	22	22	0	7	4	2	0	0
2016	Carolina	16/16	132	92	40	2.5	16.5	3	35	31	0	2	1	2	46	1
2017	Carolina	15/15	88	66	23	2.5	17.5	0	0	0	0	0	0	1	0	0
<b>Totals</b>		<b>164/146</b>	<b>1174</b>	<b>844</b>	<b>323</b>	<b>28.0</b>	<b>211.0</b>	<b>13</b>	<b>79</b>	<b>31</b>	<b>0</b>	<b>43</b>	<b>16</b>	<b>10</b>	<b>79</b>	<b>1</b>



## POSTSEASON

Year	Team	GP/GS	Tot	T	A	Sack	Yds	INT	Yds	Lg	TD	PD	FF	FR	Yds	TD
2005	Carolina	3/0	4	4	0	1.0	7.0	0	0	0	0	0	0	0	0	0
2008	Carolina	1/1	11	9	2	0.0	0.0	0	0	0	0	0	0	0	0	0
2013	Carolina	1/1	9	7	2	0.0	0.0	0	0	0	0	0	0	0	0	0
2014	Carolina	2/2	17	17	0	1.0	12.0	0	0	0	0	0	0	0	0	0
2015	Carolina	3/3	20	17	3	0.0	0.0	0	0	0	0	1	0	0	0	0
2017	Carolina	1/1	5	5	0	0.0	0.0	0	0	0	0	0	0	0	0	0
<b>Totals</b>		<b>11/8</b>	<b>66</b>	<b>59</b>	<b>7</b>	<b>2.0</b>	<b>19.0</b>	<b>0</b>	<b>0</b>	<b>0</b>	<b>0</b>	<b>1</b>	<b>0</b>	<b>0</b>	<b>0</b>	<b>0</b>

## ADDITIONAL STATISTICS

**SPECIAL TEAMS TACKLES:** 2005 (10); 2005 Postseason (1); 2006 (5); 2007 (1); 2012 (2).

## SINGLE-GAME CAREER HIGHS

<b>TACKLES</b>	18	2x, last vs. Tampa Bay (11/18/12)
<b>SACKS</b>	2.0	at Minnesota (10/13/13)
<b>INTERCEPTIONS</b>	1	13x, last at Oakland (11/27/16)
<b>PASSES DEFENSED</b>	3	at Tampa Bay (10/24/13)
<b>FORCED FUMBLES</b>	1	16x, last at Los Angeles Rams (11/6/15)
<b>FUMBLE RECOVERIES</b>	1	10x, last at Detroit (10/8/17)

## THOMAS DAVIS GAME-BY-GAME

## 2017 CAROLINA

Date	Opp	W/L	P/S	T	S	A	SACK	QBP	FR	FF	PD	INT	YDS	LG	TD
09/10	@ San Francisco	W	S	9	7	2	1.0	0	0	0	0	-	-	-	0
09/17	BUFFALO	W	S	7	5	2	0.0	1	0	0	0	-	-	-	0
09/24	NEW ORLEANS	L	S	8	8	0	0.0	1	0	0	0	-	-	-	0
10/01	@ New England	W	S	3	2	1	0.0	0	0	0	0	-	-	-	0
10/08	@ Detroit	W	S	2	1	1	0.0	0	1	0	0	-	-	-	0
10/12	PHILADELPHIA	L	S	6	5	1	1.0	2	0	0	0	-	-	-	0
10/22	@ Chicago	L	S	4	2	2	0.0	0	0	0	0	-	-	-	0
10/29	@ Tampa Bay	W	S	7	6	1	0.0	0	0	0	0	-	-	-	0
11/05	ATLANTA	W	S	8	5	3	0.0	1	0	0	0	-	-	-	0
11/13	MIAMI	W	S	5	2	3	0.0	0	0	0	0	-	-	-	0
11/26	@ New York Jets	W	S	9	8	1	0.0	3	0	0	0	-	-	-	0
12/03	@ New Orleans	L	S	1	1	0	0.0	0	0	0	0	-	-	-	0
12/10	MINNESOTA	W	S	4	4	0	0.0	0	0	0	0	-	-	-	0
12/17	GREEN BAY	W	S	4	1	4	0.5	0	0	0	0	-	-	-	0
12/24	TAMPA BAY	W					RESERVE/SUSPENDED								
12/31	@ Atlanta	L	S	11	9	2	0.0	0	0	0	0	-	-	-	0
<b>TOTALS</b>			<b>15/15</b>	<b>88</b>	<b>66</b>	<b>23</b>	<b>2.5</b>	<b>8</b>	<b>1</b>	<b>0</b>	<b>0</b>	<b>0</b>	<b>0</b>	<b>0</b>	<b>0</b>

## POSTSEASON

01/07	@ New Orleans	L	S	5	5	0	0.0	1	0	0	0	-	-	-	0
<b>TOTALS</b>			<b>1/1</b>	<b>5</b>	<b>5</b>	<b>0</b>	<b>0.0</b>	<b>1</b>	<b>0</b>	<b>0</b>	<b>0</b>	<b>0</b>	<b>0</b>	<b>0</b>	<b>0</b>

## 2016 CAROLINA

Date	Opp	W/L	P/S	T	S	A	SACK	QBP	FR	FF	PD	INT	YDS	LG	TD	
09/08	@ Denver	L	S	7	5	2	0.0	0	0	0	0	1	4	4	0	
09/18	SAN FRANCISCO	W	S	5	2	3	0.0	0	0	0	0	-	-	-	0	
09/25	MINNESOTA	L	S	13	8	5	1.0	1	0	0	0	-	-	-	0	
10/02	@ Atlanta	L	S	5	3	2	0.0	1	0	0	1	-	-	-	0	
10/10	TAMPA BAY	L	S	6	2	4	0.0	2	0	0	0	-	-	-	0	
10/16	@ New Orleans	L	S	10	5	5	0.0	0	0	0	0	-	-	-	0	
10/30	ARIZONA	W	S	9	6	3	0.0	0	1	0	0	-	-	-	1	
11/06	@ Los Angeles	W	S	12	10	2	1.0	2	0	1	0	1	0	0	0	
11/13	KANSAS CITY	L	S	5	5	0	0.0	2	0	0	0	-	-	-	0	
11/17	NEW ORLEANS	W	S	13	10	3	0.0	0	0	0	0	-	-	-	0	
11/27	@ Oakland	L	S	7	7	0	0.0	0	1	0	0	1	31	31	0	
12/04	@ Seattle	L	S	8	6	2	0.5	0	0	0	0	-	-	-	0	
12/11	SAN DIEGO	W	S	7	4	3	0.0	0	0	0	0	-	-	-	0	
12/19	@ Washington	W	S	8	7	1	0.0	0	0	0	1	-	-	-	0	
12/24	ATLANTA	L	S	13	9	4	0.0	1	0	0	0	-	-	-	0	
01/01	@ Tampa Bay	L	S	4	3	1	0.0	0	0	0	0	-	-	-	0	
<b>TOTALS</b>				<b>16/16</b>	<b>132</b>	<b>92</b>	<b>40</b>	<b>2.5</b>	<b>9</b>	<b>2</b>	<b>1</b>	<b>2</b>	<b>3</b>	<b>35</b>	<b>31</b>	<b>1</b>

## 2015 CAROLINA

Date	Opp	W/L	P/S	T	S	A	SACK	QBP	FR	FF	PD	INT	YDS	LG	TD	
09/13	@ Jacksonville	W	S	8	7	1	1.0	0	0	0	0	1	1	1	0	
09/20	HOUSTON	W	S	11	7	4	0.0	0	0	0	1	-	-	-	0	
09/27	NEW ORLEANS	W	S	12	8	4	0.0	0	0	1	0	-	-	-	0	
10/04	@ Tampa Bay	W	S	11	8	3	0.0	1	0	0	0	1	0	0	0	
10/18	@ Seattle	W	S	9	5	4	1.0	1	0	0	0	-	-	-	0	
10/25	PHILADELPHIA	W	S	14	14	0	0.0	0	0	0	0	-	-	-	0	
11/02	INDIANAPOLIS	W	S	5	3	2	0.0	1	0	0	2	-	-	-	0	
11/08	GREEN BAY	W	S	8	6	2	1.0	2	1	0	0	1	-1	-1	0	
11/15	@ Tennessee	W	S	1	1	0	0.0	3	0	0	0	-	-	-	0	
11/22	WASHINGTON	W	S	1	1	0	0.0	1	1	1	0	-	-	-	0	
11/26	@ Dallas	W	S	5	4	1	1.0	1	0	0	2	-	-	-	0	
12/06	@ New Orleans	W	S	7	7	0	1.0	0	0	1	0	-	-	-	0	
12/13	ATLANTA	W	S	8	6	2	0.5	2	0	1	0	-	-	-	0	
12/20	@ New York Giants	W	S	13	7	6	0.0	0	0	0	1	-	-	-	0	
12/27	@ Atlanta	L	S	4	4	0	0.0	3	0	0	0	-	-	-	0	
01/03	TAMPA BAY	W	S	6	4	2	0.0	0	0	0	1	1	22	22	0	
<b>TOTALS</b>				<b>16/16</b>	<b>123</b>	<b>92</b>	<b>31</b>	<b>5.5</b>	<b>15</b>	<b>2</b>	<b>4</b>	<b>7</b>	<b>4</b>	<b>22</b>	<b>22</b>	<b>0</b>

## POSTSEASON

01/17	SEATTLE	W	S	5	4	1	0.0	0	0	0	1	-	-	-	0	
01/24	ARIZONA	W	S	8	7	1	0.0	0	0	0	0	-	-	-	0	
02/07	@ Denver	L	S	7	6	1	0.0	0	0	0	0	-	-	-	0	
<b>TOTALS</b>				<b>3/3</b>	<b>20</b>	<b>17</b>	<b>3</b>	<b>0.0</b>	<b>0</b>	<b>0</b>	<b>0</b>	<b>1</b>	<b>0</b>	<b>0</b>	<b>0</b>	<b>0</b>

## 2014 CAROLINA

Date	Opp	W/L	P/S	T	S	A	SACK	QBP	FR	FF	PD	INT	YDS	LG	TD
09/07	@ Tampa Bay	W	S	8	4	4	0.0	1	0	0	2	-	-	-	0
09/14	DETROIT	W	S	14	12	2	0.0	0	0	0	0	-	-	-	0
09/21	PITTSBURGH	L	S	8	3	5	0.0	0	0	0	0	-	-	-	0
09/28	@ Baltimore	L					INACTIVE - HIP								
10/05	CHICAGO	W	S	11	7	4	0.0	0	0	0	1	-	-	-	0
10/12	@ Cincinnati	T	S	10	8	2	0.0	2	0	0	0	-	-	-	0
10/19	@ Green Bay	L	S	9	7	2	1.0	0	0	0	0	-	-	-	0
10/26	SEATTLE	L	S	10	7	3	0.0	1	0	0	0	-	-	-	0
10/30	NEW ORLEANS	L	S	6	5	1	0.0	1	0	0	0	-	-	-	0
11/10	@ Philadelphia	L	S	8	5	3	1.0	0	0	0	0	-	-	-	0
11/16	ATLANTA	L	S	12	8	4	0.0	2	0	1	0	-	-	-	0
11/30	@ Minnesota	L	S	10	7	3	0.0	1	0	1	1	-	-	-	0
12/07	@ New Orleans	W	S	10	8	2	0.0	0	0	0	1	-	-	-	0
12/14	TAMPA BAY	W	S	5	4	1	0.0	0	0	0	0	-	-	-	0
12/21	CLEVELAND	W	S	3	2	1	0.0	1	0	0	0	-	-	-	0
12/28	@ Atlanta	W	S	5	5	0	0.5	1	1	0	1	-	-	-	0
<b>TOTALS</b>			<b>15/15</b>	<b>129</b>	<b>92</b>	<b>37</b>	<b>2.5</b>	<b>10</b>	<b>1</b>	<b>2</b>	<b>6</b>	<b>0</b>	<b>0</b>	<b>0</b>	<b>0</b>

### POSTSEASON

01/03	ARIZONA	W	S	9	9	0	0.0	0	0	0	0	-	-	-	0
01/10	@ Seattle	L	S	8	8	0	1.0	0	0	0	0	-	-	-	0
<b>TOTALS</b>			<b>2/2</b>	<b>17</b>	<b>17</b>	<b>0</b>	<b>1.0</b>	<b>0</b>	<b>0</b>	<b>0</b>	<b>0</b>	<b>0</b>	<b>0</b>	<b>0</b>	<b>0</b>

## 2013 CAROLINA

Date	Opp	W/L	P/S	T	S	A	SACK	QBP	FR	FF	PD	INT	YDS	LG	TD
09/08	SEATTLE	L	S	14	8	6	0.0	3	0	0	0	-	-	-	0
09/15	@ Buffalo	L	S	12	7	5	0.0	0	0	0	1	-	-	-	0
09/22	NEW YORK GIANTS	W	S	5	5	0	1.0	0	0	0	0	-	-	-	0
10/06	@ Arizona	L	S	9	6	3	0.0	0	0	0	0	-	-	-	0
10/13	@ Minnesota	W	S	10	9	1	2.0	1	0	0	1	-	-	-	0
10/20	ST. LOUIS	W	S	12	9	3	0.0	0	0	0	0	-	-	-	0
10/24	@ Tampa Bay	W	S	9	6	3	0.0	0	0	0	3	-	-	-	0
11/03	ATLANTA	W	S	8	4	4	0.0	1	0	0	0	1	-2	-2	0
11/10	@ San Francisco	W	S	4	3	1	0.0	0	0	1	0	-	-	-	0
11/18	NEW ENGLAND	W	S	17	10	7	0.0	0	0	0	0	-	-	-	0
11/24	@ Miami	W	S	9	7	2	1.0	0	0	0	2	-	-	-	0
12/01	TAMPA BAY	W	S	5	5	0	0.0	1	0	0	0	-	-	-	0
12/08	@ New Orleans	L	S	7	7	0	0.0	1	0	0	0	-	-	-	0
12/15	NEW YORK JETS	W	S	7	6	1	0.0	0	0	0	0	-	-	-	0
12/22	NEW ORLEANS	W	S	15	12	3	0.0	0	0	0	1	1	0	0	0
12/29	@ Atlanta	W	S	8	7	1	0.0	0	0	0	0	-	-	-	0
<b>TOTALS</b>			<b>16/16</b>	<b>151</b>	<b>111</b>	<b>40</b>	<b>4.0</b>	<b>7</b>	<b>0</b>	<b>1</b>	<b>8</b>	<b>1</b>	<b>-2</b>	<b>0</b>	<b>0</b>

### POSTSEASON

01/12	SAN FRANCISCO	L	S	9	7	2	0.0	2	0	0	0	-	-	-	0
<b>TOTALS</b>			<b>1/1</b>	<b>9</b>	<b>7</b>	<b>2</b>	<b>0.0</b>	<b>2</b>	<b>0</b>	<b>0</b>	<b>0</b>	<b>0</b>	<b>0</b>	<b>0</b>	<b>0</b>

## 2012 CAROLINA

Date	Opp	W/L	P/S	T	S	A	SACK	QBP	FR	FF	PD	INT	YDS	LG	TD	
09/09	@ Tampa Bay	L	P	3	2	1	0.0	1	0	0	0	-	-	-	0	
09/16	NEW ORLEANS	W	P	1	1	0	0.0	1	0	0	1	-	-	-	0	
09/20	NEW YORK GIANTS	L					INACTIVE - HAMSTRING									
09/30	@ Atlanta	L	P	4	3	1	0.0	0	0	0	0	-	-	-	0	
10/07	SEATTLE	L	S	8	6	2	0.0	0	0	0	0	-	-	-	0	
10/21	DALLAS	L	S	12	7	5	0.0	0	0	1	0	-	-	-	0	
10/28	@ Chicago	L	S	5	3	2	0.0	0	0	0	0	-	-	-	0	
11/04	@ Washington	W	S	9	6	3	0.0	0	0	0	1	-	-	-	0	
11/11	DENVER	L	S	3	2	1	0.0	0	0	0	0	-	-	-	0	
11/18	TAMPA BAY	L	S	18	11	7	0.0	0	0	1	0	-	-	-	0	
11/26	@ Philadelphia	W	S	5	4	1	0.0	0	1	0	0	-	-	-	0	
12/02	@ Kansas City	L	S	16	13	3	0.0	0	0	0	0	-	-	-	0	
12/09	ATLANTA	W	S	10	6	4	0.0	0	0	0	0	1	0	0	0	
12/16	@ San Diego	W	S	9	8	1	0.0	1	0	0	0	-	-	-	0	
12/23	OAKLAND	W	S	10	10	0	0.0	0	0	0	0	-	-	-	0	
12/30	@ New Orleans	W	S	5	3	2	0.0	0	0	0	0	-	-	-	0	
<b>TOTALS</b>				<b>15/12</b>	<b>118</b>	<b>85</b>	<b>33</b>	<b>0.0</b>	<b>3</b>	<b>1</b>	<b>2</b>	<b>2</b>	<b>1</b>	<b>0</b>	<b>0</b>	<b>0</b>

## 2011 CAROLINA

Date	Opp	W/L	P/S	T	S	A	SACK	QBP	FR	FF	PD	INT	YDS	LG	TD	
09/11	@ Arizona	L	S	11	6	5	0.0	1	1	0	0	-	-	-	0	
09/18	GREEN BAY	L	S	6	2	4	0.0	1	0	0	0	-	-	-	0	
09/25	JACKSONVILLE	W					INJURED RESERVE - KNEE									
10/02	@ Chicago	L					INJURED RESERVE - KNEE									
10/09	NEW ORLEANS	L					INJURED RESERVE - KNEE									
10/16	@ Atlanta	L					INJURED RESERVE - KNEE									
10/23	WASHINGTON	W					INJURED RESERVE - KNEE									
10/30	MINNESOTA	L					INJURED RESERVE - KNEE									
11/13	TENNESSEE	L					INJURED RESERVE - KNEE									
11/20	@ Detroit	L					INJURED RESERVE - KNEE									
11/27	@ Indianapolis	W					INJURED RESERVE - KNEE									
12/04	@ Tampa Bay	W					INJURED RESERVE - KNEE									
12/11	ATLANTA	L					INJURED RESERVE - KNEE									
12/18	@ Houston	W					INJURED RESERVE - KNEE									
12/24	TAMPA BAY	W					INJURED RESERVE - KNEE									
01/01	@ New Orleans	L					INJURED RESERVE - KNEE									
<b>TOTALS</b>				<b>2/2</b>	<b>17</b>	<b>8</b>	<b>9</b>	<b>0.0</b>	<b>2</b>	<b>1</b>	<b>0</b>	<b>0</b>	<b>0</b>	<b>0</b>	<b>0</b>	<b>0</b>

## 2009 CAROLINA

Date	Opp	W/L	P/S	T	S	A	SACK	QBP	FR	FF	PD	INT	YDS	LG	TD	
09/13	PHILADELPHIA	L	S	18	13	5	0.0	0	0	0	1	-	-	-	0	
09/20	@ Atlanta	L	S	14	11	3	0.0	0	0	0	0	-	-	-	0	
09/28	@ Dallas	L	S	8	7	1	1.0	0	0	0	0	-	-	-	0	
10/11	WASHINGTON	W	S	8	4	4	0.5	0	0	0	0	-	-	-	0	
10/18	@ Tampa Bay	W	S	7	7	0	0.0	0	0	0	1	1	24	24	0	
10/25	BUFFALO	L					INACTIVE - HAMSTRING									
11/01	@ Arizona	W	S	8	5	3	0.0	0	0	0	1	1	0	0	0	
11/08	@ New Orleans	L	S	8	6	2	0.0	0	0	0	0	-	-	-	0	
11/15	ATLANTA	W					INJURED/RESERVE - KNEE									
11/19	MIAMI	L					INJURED/RESERVE - KNEE									
11/29	@ New York Jets	L					INJURED/RESERVE - KNEE									
12/06	TAMPA BAY	W					INJURED/RESERVE - KNEE									
12/13	@ New England	L					INJURED/RESERVE - KNEE									
12/20	MINNESOTA	W					INJURED/RESERVE - KNEE									
12/27	@ New York Giants	W					INJURED/RESERVE - KNEE									
01/03	NEW ORLEANS	W					INJURED/RESERVE - KNEE									
<b>TOTALS</b>				<b>7/7</b>	<b>71</b>	<b>53</b>	<b>18</b>	<b>1.5</b>	<b>0</b>	<b>0</b>	<b>0</b>	<b>2</b>	<b>2</b>	<b>24</b>	<b>24</b>	<b>0</b>

## 2008 CAROLINA

Date	Opp	W/L	P/S	T	S	A	SACK	QBP	FR	FF	PD	INT	YDS	LG	TD
09/14	@ San Diego	W	S	6	3	3	0.0	0	0	0	1	-	-	-	0
09/28	CHICAGO	W	S	11	8	3	0.0	0	0	1	0	-	-	-	0
09/21	@ Minnesota	L	S	11	4	7	0.0	0	0	0	0	-	-	-	0
09/28	ATLANTA	W	S	8	6	2	0.0	0	0	0	0	-	-	-	0
10/05	KANSAS CITY	W	S	6	6	0	0.0	0	0	0	0	-	-	-	0
10/12	@ Tampa Bay	L	S	9	8	1	0.0	0	0	0	0	-	-	-	0
10/19	NEW ORLEANS	W	S	9	7	2	0.0	1	0	0	0	-	-	-	0
10/26	ARIZONA	W	S	6	5	1	0.0	0	1	0	0	-	-	-	0
11/09	@ Oakland	W	S	12	6	6	1.0	0	0	0	0	-	-	-	0
11/16	DETROIT	W	S	11	8	3	0.5	1	0	1	1	-	-	-	0
11/23	@ Atlanta	L	S	3	3	0	0.0	0	0	0	0	-	-	-	0
11/30	@ Green Bay	W	S	8	5	3	0.0	1	0	0	0	-	-	-	0
12/08	TAMPA BAY	W	S	8	6	2	0.0	0	0	0	1	-	-	-	0
12/14	DENVER	W	S	9	5	4	1.0	0	0	0	1	-	-	-	0
12/21	@ New York Giants	L	S	11	9	2	1.0	0	0	0	0	-	-	-	0
12/28	@ New Orleans	W	S	8	5	3	0.0	0	0	0	1	-	-	-	0
<b>TOTALS</b>			<b>16/16</b>	<b>136</b>	<b>94</b>	<b>42</b>	<b>3.5</b>	<b>3</b>	<b>1</b>	<b>2</b>	<b>5</b>	<b>0</b>	<b>0</b>	<b>0</b>	<b>0</b>
<b>POSTSEASON</b>															
01/10	ARIZONA	L	S	11	9	2	0.0	0	0	0	0	0	0	0	0
<b>TOTALS</b>			<b>1/1</b>	<b>11</b>	<b>9</b>	<b>2</b>	<b>0.0</b>	<b>0</b>	<b>0</b>	<b>0</b>	<b>0</b>	<b>0</b>	<b>0</b>	<b>0</b>	<b>0</b>

## 2007 CAROLINA

Date	Opp	W/L	P/S	T	S	A	SACK	QBP	FR	FF	PD	INT	YDS	LG	TD
09/09	@ St. Louis	W	S	3	2	1	0.0	0	0	0	0	-	-	-	0
09/16	HOUSTON	L	S	7	6	1	0.0	1	0	0	1	-	-	-	0
09/23	@ Atlanta	W	S	10	9	1	0.0	1	0	0	0	-	-	-	0
09/30	TAMPA BAY	L	S	5	5	0	0.0	1	1	0	0	-	-	-	0
10/07	@ New Orleans	W	S	7	7	0	0.0	0	0	0	1	-	-	-	0
10/14	@ Arizona	W	S	5	3	2	0.0	0	0	0	1	-	-	-	0
10/28	INDIANAPOLIS	L	S	4	4	0	0.0	1	0	0	1	-	-	-	0
11/04	@ Tennessee	L	S	5	3	2	1.0	0	0	1	0	-	-	-	0
11/11	ATLANTA	L	S	4	4	0	0.0	2	0	0	0	-	-	-	0
11/18	@ Green Bay	L	S	8	5	3	0.0	0	0	0	0	-	-	-	0
11/25	NEW ORLEANS	L	S	5	4	1	0.0	0	0	0	0	-	-	-	0
12/02	SAN FRANCISCO	W	S	5	5	0	1.0	0	0	0	0	-	-	-	0
12/09	@ Jacksonville	L	S	6	5	1	0.0	3	0	0	1	-	-	-	0
12/16	SEATTLE	W	S	4	1	3	1.0	0	0	1	0	-	-	-	0
12/22	DALLAS	L	S	4	3	1	0.0	1	0	0	1	1	0	0	0
12/30	@ Tampa Bay	W	S	3	2	1	0.0	0	0	0	0	-	-	-	0
<b>TOTALS</b>			<b>16/16</b>	<b>85</b>	<b>68</b>	<b>17</b>	<b>3.0</b>	<b>10</b>	<b>1</b>	<b>2</b>	<b>6</b>	<b>1</b>	<b>0</b>	<b>0</b>	<b>0</b>

## 2006 CAROLINA

Date	Opp	W/L	P/S	T	S	A	SACK	QBP	FR	FF	PD	INT	YDS	LG	TD
09/10	ATLANTA	L	S	6	4	2	0.0	1	0	1	0	-	-	-	0
09/17	@ Minnesota	L	S	6	3	3	0.0	0	0	0	0	-	-	-	0
09/24	@ Tampa Bay	W	S	7	6	1	0.0	1	0	0	2	-	-	-	0
10/01	NEW ORLEANS	W	S	6	4	2	0.0	0	0	0	0	-	-	-	0
10/08	CLEVELAND	W	S	11	10	1	0.0	0	0	0	0	-	-	-	0
10/15	@ Baltimore	W	S	2	2	0	0.0	1	0	0	0	-	-	-	0
10/22	@ Cincinnati	L					INACTIVE - RIBS								
10/29	DALLAS	L	S	12	8	4	0.0	0	0	0	0	-	-	-	0
11/13	TAMPA BAY	W	S	8	5	3	0.0	2	0	0	0	-	-	-	0
11/19	ST. LOUIS	W	S	10	9	1	1.5	2	0	0	0	-	-	-	0
11/26	@ Washington	L	S	5	3	2	0.0	0	0	0	1	-	-	-	0
12/04	@ Philadelphia	L	S	7	7	0	0.0	1	0	0	0	-	-	-	0
12/10	NEW YORK GIANTS	L	S	8	5	3	0.0	2	0	0	1	-	-	-	0
12/17	PITTSBURGH	L	S	4	3	1	0.0	0	0	0	0	-	-	-	0
12/24	@ Atlanta	W	S	4	4	0	0.0	1	0	0	0	-	-	-	0
12/31	@ New Orleans	W					INACTIVE - SHOULDER								
<b>TOTALS</b>			<b>14/14</b>	<b>96</b>	<b>73</b>	<b>23</b>	<b>1.5</b>	<b>11</b>	<b>0</b>	<b>1</b>	<b>4</b>	<b>0</b>	<b>0</b>	<b>0</b>	<b>0</b>

ADMINISTRATION  
& COACHES

THOMAS  
DAVIS

ROOKIES

2017 IN REVIEW

RECORDS

TEAM HISTORY

REFERENCE

## 2005 CAROLINA

Date	Opp	W/L	P/S	T	S	A	SACK	QBP	FR	FF	PD	INT	YDS	LG	TD
09/11	NEW ORLEANS	L	S	6	4	2	0.0	0	0	0	0	-	-	-	0
09/18	NEW ENGLAND	W	P	1	1	0	1.0	0	0	0	0	-	-	-	0
09/25	@ Miami	L	P	0	0	0	0.0	0	0	0	0	-	-	-	0
10/03	GREEN BAY	W	P	0	0	0	0.0	1	0	0	0	-	-	-	0
10/09	@ Arizona	W	P	3	2	1	0.0	0	0	1	0	-	-	-	0
10/16	@ Detroit	W	P	3	2	1	0.0	0	0	0	0	-	-	-	0
10/30	MINNESOTA	W	P	0	0	0	0.0	1	0	0	0	-	-	-	0
11/06	@ Tampa Bay	W	P	1	1	0	0.0	0	0	0	0	-	-	-	0
11/13	NEW YORK JETS	W	P	3	2	1	0.0	0	0	0	0	-	-	-	0
11/20	@ Chicago	L	P	0	0	0	0.0	0	0	0	0	-	-	-	0
11/27	@ Buffalo	W	P	0	0	0	0.0	0	0	0	0	-	-	-	0
12/04	ATLANTA	W	P	4	1	3	0.5	1	0	0	0	-	-	-	0
12/11	TAMPA BAY	L	P	0	0	0	0.0	0	0	0	0	-	-	-	0
12/18	@ New Orleans	W	P	3	1	2	0.0	1	0	0	0	-	-	-	0
12/24	DALLAS	L	P	1	1	0	0.0	0	0	0	0	-	-	-	0
01/01	@ Atlanta	W	P	3	3	0	0.0	1	0	0	0	-	-	-	0
<b>TOTALS</b>				<b>16/1</b>	<b>28</b>	<b>18</b>	<b>10</b>	<b>1.5</b>	<b>5</b>	<b>0</b>	<b>1</b>	<b>0</b>	<b>0</b>	<b>0</b>	<b>0</b>
<b>POSTSEASON</b>															
01/08	@ New York Giants	W	P	1	1	0	1.0	0	0	0	0	-	-	-	0
01/15	@ Chicago	W	P	2	2	0	0.0	0	0	0	0	-	-	-	0
01/22	@ Seattle	L	P	1	1	0	0.0	0	0	0	0	-	-	-	0
<b>TOTALS</b>				<b>3/0</b>	<b>4</b>	<b>4</b>	<b>0</b>	<b>1.0</b>	<b>0</b>	<b>0</b>	<b>0</b>	<b>0</b>	<b>0</b>	<b>0</b>	<b>0</b>

### DAVIS IS ALL-TIME TACKLE LEADER

Thomas Davis finished the 2017 season with 88 tackles and ranks first in franchise history with 1,174 career tackles.

#### PANTHERS CAREER TACKLE LEADERS

Player	Tackles	Seasons
<i>Thomas Davis</i>	<i>1,174</i>	<i>2005-17</i>
Mike Minter	953	1997-2006
Luke Kuechly	930	2012-17
Jon Beason	701	2007-13



# LORENZO DOSS

CORNERBACK • TULANE

4TH NFL SEASON  
1ST PANTHERS SEASON



Ht: 5-11 Wt: 185 • Born: April 22, 1994 • NFL Games Played/Started: 15/0 • Acquired: FA-18

## PRO CAREER

- Played in three games for Denver in 2017, seeing time primarily on special teams.
- Saw action in six games for Denver in 2016...Recorded four solo tackles and two passes defended.
- Appeared in six games for Denver during rookie campaign in 2015...Served as a reserve cornerback and saw significant time on special teams, posting one special teams tackle.
- Won Super Bowl 50 as a member of the Denver Broncos.
- Made NFL debut in Week 3 at Detroit (9/27/15).

**TRANSACTIONS:** Signed as an undrafted free agent by Denver (5/2/15)...Waived by Denver (11/24/17)...Signed to Buffalo practice squad (11/27/17)...Terminated from Buffalo practice squad (12/30/17)...Signed a reserve future contract with Carolina (1/2/18).

**GP/GS:** Career (15/0) [0/0]; 2017 (3/0); 2016 (6/0); 2015 (6/0).

**2017:** Played in three games for Denver...Inactive for seven games...Signed to Buffalo practice squad for final month of the season.

**COLLEGE:** Played in 37 games in three seasons for Tulane...Had a career-high 48 tackles, including five for loss, in his senior season...Totaled 15 interceptions in his career, returning two for touchdowns in 2013 which tied a school record...Made a fumble recovery in his junior season and had a sack in his senior season...Also competed in track & field in the sprint events.

**PERSONAL:** Played at St. Augustine High School (New Orleans, La.)...Majored in public relations at Tulane.

## LORENZO DOSS CAREER STATISTICS

Year	Team	GP/GS	Tot	T	A	Sack	Yds	INT	Yds	Lg	TD	PD	FF	FR	Yds	TD
2015	Denver	6/0	0	0	0	0.0	0.0	0	0	0	0	0	0	0	0	0
2016	Denver	6/0	4	4	0	0.0	0.0	0	0	0	0	2	0	0	0	0
2017	Denver	3/0	0	0	0	0.0	0.0	0	0	0	0	0	0	0	0	0
<b>Totals</b>		<b>15/0</b>	<b>4</b>	<b>4</b>	<b>0</b>	<b>0.0</b>	<b>0.0</b>	<b>0</b>	<b>0</b>	<b>0</b>	<b>0</b>	<b>2</b>	<b>0</b>	<b>0</b>	<b>0</b>	<b>0</b>

## ADDITIONAL STATISTICS

**SPECIAL TEAMS TACKLES:** 2015 (1).

## SINGLE-GAME CAREER HIGHS

**TACKLES** 1 4x, last vs. Oakland (1/1/17)  
**PASSES DEFENSED** 2 vs. San Diego (10/30/16)

ADMINISTRATION  
& COACHES

LORENZO  
DOSS

ROOKIES

2017 IN REVIEW

RECORDS

TEAM HISTORY

REFERENCE

# LORENZO DOSS GAME-BY-GAME

## 2017 DENVER

Date	Opp	W/L	P/S	T	S	A	SACK	QBP	FR	FF	PD	INT	YDS	LG	TD
09/11	LOS ANGELES CHARGERS	W						INACTIVE							
09/17	DALLAS	W	P	0	0	0	0.0	0	0	0	0	0	-	-	0
09/24	@ Buffalo	L	P	0	0	0	0.0	0	0	0	0	0	-	-	0
10/01	OAKLAND	W						INACTIVE							
10/15	NEW YORK GIANTS	L						INACTIVE							
10/22	@ Los Angeles Chargers	L	P	0	0	0	0.0	0	0	0	0	0	-	-	0
10/30	@ Kansas City	L						INACTIVE							
11/05	@ Philadelphia	L						INACTIVE							
11/12	NEW ENGLAND	L						INACTIVE							
11/19	CINCINNATI	L						INACTIVE							
<b>TOTALS</b>			<b>3/0</b>	<b>0</b>	<b>0</b>	<b>0</b>	<b>0.0</b>	<b>0</b>	<b>0</b>	<b>0</b>	<b>0</b>	<b>0</b>	<b>0</b>	<b>0</b>	<b>0</b>

## 2016 DENVER

Date	Opp	W/L	P/S	T	S	A	SACK	QBP	FR	FF	PD	INT	YDS	LG	TD
09/08	CAROLINA	W						INACTIVE							
09/18	INDIANAPOLIS	W						INACTIVE							
09/25	@ Cincinnati	W						INACTIVE							
10/02	@ Tampa Bay	W						INACTIVE							
10/09	ATLANTA	L	P	0	0	0	0.0	0	0	0	0	0	-	-	0
10/13	@ San Diego	L						INACTIVE							
10/24	HOUSTON	W						INACTIVE							
10/30	SAN DIEGO	W	P	1	1	0	0.0	0	0	0	2	0	-	-	0
11/06	@ Oakland	L	P	1	1	0	0.0	0	0	0	0	0	-	-	0
11/13	@ New Orleans	W	P	1	1	0	0.0	0	0	0	0	0	-	-	0
11/27	KANSAS CITY	L						INACTIVE							
12/04	@ Jacksonville	W						INACTIVE							
12/11	@ Tennessee	L						INACTIVE							
12/18	NEW ENGLAND	L						INACTIVE							
12/25	@ Kansas City	L	P	0	0	0	0.0	0	0	0	0	0	-	-	0
01/01	OAKLAND	W	P	1	1	0	0.0	0	0	0	0	0	-	-	0
<b>TOTALS</b>			<b>6/0</b>	<b>4</b>	<b>4</b>	<b>0</b>	<b>0.0</b>	<b>0</b>	<b>0</b>	<b>0</b>	<b>2</b>	<b>0</b>	<b>0</b>	<b>0</b>	<b>0</b>



## 2015 DENVER

Date	Opp	W/L	P/S	T	S	A	SACK	QBP	FR	FF	PD	INT	YDS	LG	TD
09/13	BALTIMORE	W						INACTIVE							
09/17	@ Kansas City	W						INACTIVE							
09/27	@ Detroit	W	P	0	0	0	0.0	0	0	0	0	-	-	-	0
10/04	MINNESOTA	W	P	0	0	0	0.0	0	0	0	0	-	-	-	0
10/11	@ Oakland	W						INACTIVE							
10/18	@ Cleveland	W						INACTIVE							
11/01	GREEN BAY	L						INACTIVE							
11/08	@ Indianapolis	L						INACTIVE							
11/15	KANSAS CITY	W	P	0	0	0	0.0	0	0	0	0	-	-	-	0
11/22	@ Chicago	W						INACTIVE							
11/29	NEW ENGLAND	W						INACTIVE							
12/06	@ San Diego	W	P	0	0	0	0.0	0	0	0	0	-	-	-	0
12/13	OAKLAND	L	P	0	0	0	0.0	0	0	0	0	-	-	-	0
12/20	@ Pittsburgh	L	P	0	0	0	0.0	0	0	0	0	-	-	-	0
12/28	CINCINNATI	W						INACTIVE							
01/03	SAN DIEGO	W						INACTIVE							
<b>TOTALS</b>			<b>6/0</b>	<b>0</b>	<b>0</b>	<b>0</b>	<b>0.0</b>	<b>0</b>	<b>0</b>	<b>0</b>	<b>0</b>	<b>0</b>	<b>0</b>	<b>0</b>	<b>0</b>
<b>POSTSEASON</b>															
01/17	PITTSBURGH	W						INACTIVE							
01/24	NEW ENGLAND	W						INACTIVE							
02/07	CAROLINA	W						INACTIVE							
<b>TOTALS</b>			<b>0/0</b>	<b>0</b>	<b>0</b>	<b>0</b>	<b>0.0</b>	<b>0</b>	<b>0</b>	<b>0</b>	<b>0</b>	<b>0</b>	<b>0</b>	<b>0</b>	<b>0</b>

ADMINISTRATION  
& COACHES

LORENZO  
BOSS

ROOKIES

2017 IN REVIEW

RECORDS

TEAM HISTORY

REFERENCE

# CORN ELDER

CORNERBACK • MIAMI

2ND NFL SEASON  
2ND PANTHERS SEASON



Ht: 5-10 Wt: 185 • Born: October 9, 1994 • NFL Games Played/Started: 0/0 [0/0] • Acquired: D5-17

## PRO CAREER

• Did not play in any games during rookie season in 2017...Suffered knee injury during training camp and was placed on injured reserve prior to the start of the regular season.

**TRANSACTIONS:** Selected in the fifth round (152nd overall) of the NFL Draft by Carolina (4/29/17)...Placed on injured reserve by Carolina with a knee injury (9/3/17).

**GP/GS:** Career (0/0) [0/0]; 2017 (0/0) [0/0].

**2017:** Did not play in any games after being placed on injured reserve with a knee injury before the start of the regular season.

**COLLEGE:** Played in 49 games with 21 starts at Miami (Fla.)...Tallied 158 tackles, 11.5 tackles for loss, six sacks, three interceptions, 27 passes defended, one forced fumble and four fumble recoveries...Averaged

27.8 yards on 12 kickoff returns for 333 yards and one touchdown...Returned 12 punts for 152 yards and one touchdown...First-team All-Atlantic Coast Conference as a senior in 2016 after leading the conference in passes defended with 12...Added 76 tackles, three sacks, one interception, one forced fumble and one fumble recovery... In 2015, as a junior, ranked first on the Hurricanes with 11 passes defended to go along with two interceptions... Scored the game-winning touchdown on the game's final play against Duke, handling three of eight laterals on a kickoff that was returned for a score.

**PERSONAL:** Attended The Ensworth School in Nashville, Tenn....Full first name is Cornelius.

## CORN ELDER CAREER STATISTICS

Year	Team	GP/GS	Tot	T	A	Sack	Yds	INT	Yds	Lg	TD	PD	FF	FR	Yds	TD
2017	Carolina	0/0														
<b>Totals</b>		<b>0/0</b>	<b>0</b>	<b>0</b>	<b>0</b>	<b>0.0</b>	<b>0.0</b>	<b>0</b>	<b>0</b>	<b>0</b>	<b>0</b>	<b>0</b>	<b>0</b>	<b>0</b>	<b>0</b>	<b>0</b>

INJURED RESERVE - KNEE

ADMINISTRATION  
& COACHES

CORN  
ELDER

ROOKIES

2017 IN REVIEW

RECORDS

TEAM HISTORY

REFERENCE

# DEVIN FUNCHESS

WIDE RECEIVER • MICHIGAN

4TH NFL SEASON  
4TH PANTHERS SEASON



# 17

Ht: 6-4 Wt: 225 • Born: May 21, 1994 • NFL Games Played/Started: 47/28 [4/4] • Acquired: D2-15

## PRO CAREER

- Started every game for Carolina in 2017, leading the team in receiving yards (840) and receiving touchdowns (eight)...Finished the season with career highs in receptions (63), receiving yards and receiving touchdowns.
- Recorded first-career multi-touchdown game with two scores at New England (10/1/17).
- Tied career-high seven receptions for 108 yards at New York Jets (11/26/17).
- Played in 15 games with seven starts in 2016...Tallied 23 receptions for 371 yards and four touchdowns...Led Carolina with a team-high 16.1-yard receiving average and tied for second on the team with four touchdowns.
- Recorded a career-long 38-yard touchdown reception vs. Kansas City (11/13/16).
- Played in 16 games with five starts as a rookie in 2015...Totaled 31 receptions for 473 yards...Recorded five touchdowns in 2015 to tie for second most by a rookie in franchise history.
- Finished second on the team in 2015 with a receiving average of 15.3, contributing to an offensive unit that averaged 12.9 yards per reception, third-highest mark in the NFL.
- Helped Carolina set team records in 2015 with an NFL-leading 500 points and 59 touchdowns and gain a team-record 357 first downs.
- Recorded first career 100-yard receiving game vs. Tampa Bay (1/3/16), finishing as the team-leading receiver with a then career-high seven receptions for 120 yards and one touchdown...The 120 receiving yards are the second most by a rookie in Panthers history behind the 125 by David Gettis versus San Francisco (10/24/10).

**TRANSACTIONS:** Selected in the second round (41st overall) of the NFL Draft by Carolina (5/1/15)...Placed on injured reserve with an injured right knee by Carolina (12/29/16).

**GP/GS:** Career (47/28) [4/4]; 2017 (16/16) [1/1]; 2016 (15/7); 2015 (16/5) [3/3].

**2017:** Played and started every game...Set career highs in receptions (63), receiving yards (840) and receiving touchdowns (8)...Led the team in receiving yards and receiving touchdowns while finishing second in receptions...Averaged 13.3 yards per catch...**At New England (10/1):** Tallied seven catches for 70 yards...Caught two touchdown passes, marking the first multi-TD game of his career...**At Detroit (10/8):** Tied season-high seven receptions for 53 yards and one touchdown in homecoming return to Michigan...**Vs. Miami (11/13):** Started at wide receiver

and recorded 92 receiving yards and two touchdowns on five receptions...Caught a screen pass in the third quarter and ran the ball 28 yards for a touchdown...Posted second score of the game on a 32-yard touchdown pass in the fourth quarter...Notched second multi-touchdown game of career, first since Week 4 of this season at New England (10/1/17)...**At New York Jets (11/26):** Caught seven passes for a season-best 108 yards, his first 100-yard performance of the season...Became the fourth different player (Benjamin, Dickson, Funchess, McCaffrey) to record a 100-yard receiving game for Carolina in 2017, marking the first time in franchise history that Carolina has had four different players record a 100-yard receiving game in a single season...**At New Orleans (12/3):** Started at wide receiver and recorded a team-high 60 yards and one touchdown on four catches...Scored a touchdown on a 24-yard catch in the fourth quarter...**Vs. Minnesota (12/10):** Started at wide receiver and caught three passes for 59 yards and one touchdown...Scored on an 18-yard pass in the third quarter...**At Atlanta (12/31):** Started at wide receiver and recorded 48 yards and one touchdown on two catches, including a season-long 44-yard reception.

**POSTSEASON:** **At New Orleans (1/7):** Started at wide receiver and caught four passes for 79 yards, leading the team with an average of 19.8 yards per catch.

**COLLEGE:** Two-time All-Big Ten Conference selection played in 37 games with 25 starts at Michigan...Entered NFL following junior season...Moved to wide receiver as a junior after playing tight end as a sophomore and freshman...Totaled 126 receptions for 1,715 yards and 15 touchdowns...Caught at least one pass in each of final 24 games...Produced five career 100-yard receiving efforts...Second-team All-Big Ten Conference choice as a junior in 2014...Led the Wolverines with 62 catches, 733 receiving yards and four receiving touchdowns...Scored three touchdowns versus Appalachian State to become the first wide receiver in school history with three touchdown receptions in the season opener...Notched a career-high nine catches at Notre Dame...Named Big Ten Conference tight end of the year in 2013...Second-team All-Big Ten Conference selection...Set a school record for the most receiving yards in a season by a tight end with 748...Compiled a career-high 151 yards on seven catches with one touchdown versus Minnesota...Selected to the Big Ten Conference All-Freshman team as a freshman after leading Michigan with a team-high five touchdowns.

**PERSONAL:** Attended Harrison High School in Farmington Hills, Mich.

ADMINISTRATION  
& COACHES

DEVIN  
FUNCHESS

ROOKIES

2017 IN REVIEW

RECORDS

TEAM HISTORY

REFERENCE

## DEVIN FUNCHESS CAREER STATISTICS

### RECEIVING

Year	Team	GP	GS	No	Yds	Avg	Lg	TD
2015	Carolina	16	5	31	473	15.3	52	5
2016	Carolina	15	7	23	371	16.1	48	4
2017	Carolina	16	16	63	840	13.3	44	8
<b>Totals</b>		<b>47</b>	<b>28</b>	<b>117</b>	<b>1684</b>	<b>14.4</b>	<b>52</b>	<b>17</b>

### POSTSEASON

Year	Team	GP	GS	No	Yds	Avg	Lg	TD
2015	Carolina	3	3	5	73	14.6	24	1
2017	Carolina	1	1	4	79	19.8	24	0
<b>Totals</b>		<b>4</b>	<b>4</b>	<b>9</b>	<b>152</b>	<b>16.9</b>	<b>24</b>	<b>1</b>

### SINGLE-GAME CAREER HIGHS

<b>RECEPTIONS</b>	7	4x, last at New York Jets (11/26/17)
<b>RECEIVING YARDS</b>	120	vs. Tampa Bay (1/3/16)
<b>LONG RECEPTION</b>	52	vs. Green Bay (11/8/15)
<b>RECEIVING TDS</b>	2	2x, last vs. Miami (11/13/17)
<b>LONG TD RECEPTION</b>	38	vs. Kansas City (11/13/16)

## DEVIN FUNCHESS GAME-BY-GAME

### 2017 CAROLINA

Date	Opp	W/L	P/S	Rec	Yds	Avg	Long	TD
09/10	@ San Francisco	W	S	2	20	10.0	16	0
09/17	BUFFALO	W	S	4	68	17.0	24	0
09/24	NEW ORLEANS	L	S	4	58	14.5	21	0
10/01	@ New England	W	S	7	70	10.0	16	2
10/08	@ Detroit	W	S	7	53	7.6	15	1
10/12	PHILADELPHIA	L	S	3	36	12.0	20	0
10/22	@ Chicago	L	S	4	41	10.3	20	0
10/29	@ Tampa Bay	W	S	2	11	5.5	9	0
11/05	ATLANTA	W	S	5	86	17.2	33	0
11/13	MIAMI	W	S	5	92	18.4	32	2
11/26	@ New York Jets	W	S	7	108	15.4	35	0
12/03	@ New Orleans	L	S	4	60	15.0	24	1
12/10	MINNESOTA	W	S	3	59	19.7	22	1
12/17	GREEN BAY	W	S	1	19	19.0	19	0
12/24	TAMPA BAY	W	S	3	11	3.7	5	0
12/31	@ Atlanta	L	S	2	48	24.0	44	1
<b>TOTALS</b>			<b>16/16</b>	<b>63</b>	<b>840</b>	<b>13.3</b>	<b>44</b>	<b>8</b>

### POSTSEASON

01/07	@ New Orleans	L	S	4	79	19.8	24	0
<b>TOTALS</b>			<b>1/1</b>	<b>4</b>	<b>79</b>	<b>19.8</b>	<b>24</b>	<b>0</b>

## 2016 CAROLINA

Date	Opp	W/L	P/S	Rec	Yds	Avg	Long	TD
09/08	@ Denver	L	S	1	9	9.0	9	0
09/18	SAN FRANCISCO	W	S	2	19	9.5	16	1
09/25	MINNESOTA	L	P	0	0	-	-	0
10/02	@ Atlanta	L	P	2	56	28.0	48	0
10/10	TAMPA BAY	L	P	0	0	-	-	0
10/16	@ New Orleans	L	S	2	28	14.0	17	1
10/30	ARIZONA	W	P	3	38	12.7	22	0
11/06	@ Los Angeles	W	S	1	28	28.0	28	0
11/13	KANSAS CITY	L	P	3	56	18.7	38t	1
11/17	NEW ORLEANS	W	S	2	32	16.0	20	0
11/27	@ Oakland	L	P	2	19	9.5	11	0
12/04	@ Seattle	L	S	2	44	22.0	24	0
12/11	SAN DIEGO	W	S	2	33	16.5	27	1
12/19	@ Washington	W	P	0	0	-	-	0
12/24	ATLANTA	L	P	1	9	9.0	9	0
01/01	@ Tampa Bay	L		INJURED/RESERVE - KNEE				
<b>TOTALS</b>			<b>15/7</b>	<b>23</b>	<b>371</b>	<b>16.1</b>	<b>48</b>	<b>4</b>

## 2015 CAROLINA

Date	Opp	W/L	P/S	Rec	Yds	Avg	Long	TD
09/13	@ Jacksonville	W	P	1	9	9.0	9	0
09/20	HOUSTON	W	P	1	15	15.0	15	0
09/27	NEW ORLEANS	W	P	1	14	14.0	14	0
10/04	@ Tampa Bay	W	P	0	0	-	-	0
10/18	@ Seattle	W	P	2	24	12.0	16	0
10/25	PHILADELPHIA	W	P	1	20	20.0	20	0
11/02	INDIANAPOLIS	W	P	1	8	8.0	8	0
11/08	GREEN BAY	W	P	3	71	23.7	52	1
11/15	@ Tennessee	W	P	2	41	20.5	27	0
11/22	WASHINGTON	W	S	4	64	16.0	35	1
11/26	@ Dallas	W	S	2	19	9.5	15	0
12/06	@ New Orleans	W	S	1	13	13.0	13t	1
12/13	ATLANTA	W	P	3	25	8.3	11	0
12/20	@ New York Giants	W	S	2	30	15.0	16	1
12/27	@ Atlanta	L	P	0	0	-	-	0
01/03	TAMPA BAY	W	S	7	120	17.1	41	1
<b>TOTALS</b>			<b>16/5</b>	<b>31</b>	<b>473</b>	<b>15.3</b>	<b>52</b>	<b>5</b>

## POSTSEASON

01/17	SEATTLE	W	S	1	12	12.0	12	0
01/24	ARIZONA	W	S	2	21	10.5	16	1
02/07	@ Denver	L	S	2	40	20.0	24	0
<b>TOTALS</b>			<b>3/3</b>	<b>5</b>	<b>73</b>	<b>14.6</b>	<b>24</b>	<b>1</b>

### SPREADING THE BALL AROUND

In 2017, five different players recorded 100-yard receiving games (Funchess, Benjamin, Dickson, McCaffrey, Olsen) for Carolina, a mark that led the NFL and was a franchise record.

During the 2017 season, 14 different players made receptions for Carolina, one fewer than the franchise record of 15 players, set in 2000.



# GRAHAM GANO


KICKER • FLORIDA STATE

9TH NFL SEASON  
7TH PANTHERS SEASON



PRO BOWLS: 1  
2011

Ht: 6-2 Wt: 202 • Born: April 9, 1987 • NFL Games Played/Started: 122/0 [7/0] • Acquired: FA-12



## NFL RANKINGS

- Led the NFL with a 96.7 field goal percentage in 2017, converting 29-of-30 attempts.
- In 2017, led the league in touchback percentage with 84.8, turning 70-of-83 kickoffs into touchbacks.
- Tied NFL record for longest field goal in the postseason after nailing a 58-yard attempt in a Wild Card Playoff at New Orleans (1/7/18).
- In 2010, tied NFL record for the most overtime field goals in a season with three.

## FRANCHISE RANKINGS

- Ranks second in franchise history with 670 points (151 field goals, 217 PATs).
- In 2017, set a franchise record and led the NFL in field goal percentage, hitting on 29-of-30 tries for 96.7 percent.
- Set a franchise record with a league-best 84.8 percent touchback percentage in 2017, booming 70-of-83 kickoffs into the end zone.
- Hit a 58-yard field goal in a Wild Card Playoff at New Orleans (1/7/18), setting a franchise record and tied the NFL record for the longest field goal in postseason history.
- In 2013, set a franchise record and tied for the NFL lead for the most made field goals of 50 yards or more with six.
- Set single-season franchise record in 2015 with a career-high 146 points.

## HONORS

- Pro Bowl (2017)
- Ed Block Courage Award Winner (2017)
- NFC Special Teams Player of the Month (November, 2015)
- NFC Special Teams Player of the Week (Week 16, 2010)

## PRO CAREER

- Had a career year in 2017, setting career highs in field goal percentage (96.7) and touchback percentage (84.8)...Played in all 16 regular season games and one postseason game.
- In 2017, converted 29-of-30 field goal attempts for a career high 96.7 percent...Turned 70-of-83 kickoffs into touchbacks for a 84.8 touchback percentage, also a new career best...Scored 121 total points (29 field goals, 34 PATs), good for fifth straight season with at least 100 points.
- Played in all 16 games for Carolina in 2016...Finished with 121 points, his fourth consecutive season with at least 100 points.

- Passed Steve Smith (454 from 2001-13) for second on the Panthers all-time scoring list vs. Minnesota (9/25/16).
  - Set career high with 16 points scored (4 FG - 4 PAT) vs. San Francisco (9/18/16).
  - Took over punting duties for an injured Andy Lee vs. Kansas City (11/13/16)...Punted four times for 180 yards with a long of 54 and a 45.0 gross punting average.
  - Played in 16 games for Carolina in 2015...Tied for second in the NFL with 146 points...Kicked 30 field goals which tied for fifth most in the NFL and tied for third most in a single season in Panthers history.
  - Earned first career Player of the Month Award in 2015, garnering NFC Special Teams Player of the Month for November after leading the NFL in scoring (62 points) and field goals (15).
  - Kicked two game-winning field goals in 2015, a 52-yarder in overtime vs. Indianapolis (11/2/15) and a 43-yarder as time expired vs. New York Giants (12/20/15).
  - Played in 16 games for Carolina in 2014...Converted 29-of-35 field goal attempts and all 34 extra point tries for a team-leading 121 points.
  - Played in 16 games for Carolina in 2013...Converted 24-of-27 field goal attempts and all 42 extra point tries for a team-leading 114 points.
  - Placed 76-of-82 kickoffs in the end zone with 63 touchbacks in 2013...Led the NFL with a 77.8 touchback percentage.
  - Played in six games for Carolina in 2012...Finished second on the team in scoring with 47 points.
  - Led Washington in 2011 with 118 points...31 field goals equaled the second-most in franchise history...Tied the team record for the most field goals of 50 yards or more with four.
  - Booted a then-Redskins record and career-long 59-yard field goal vs. San Francisco (11/6/11).
  - Kicked three game-winning field goals in overtime in 2010...Tied NFL record for the most overtime field goals in a season with three.
  - Named NFC Special Teams Player of the Week at Jacksonville (12/26/10)...Connected on field goals from 48 yards in regulation and 31 yards in overtime.
  - Made NFL debut at Oakland (12/13/09)...Converted both field goal attempts, including a season-long 46-yarder.
- TRANSACTIONS:** Signed as an undrafted rookie free agent by Baltimore (5/8/09)...Waived by Baltimore (9/5/09)...Signed as a free agent by Washington (12/8/09)...Waived

by Washington (8/28/12)...Signed as a free agent by Carolina (11/21/12)...Signed to contract extension by Carolina (2/28/14)...Signed to contract extension by Carolina (3/6/18).

**GP/GS:** Career (122/0) [7/0]; 2017 (16/0) [1/0]; 2016 (16/0); 2015 (16/0) [3/0]; 2014 (16/0) [2/0]; 2013 (16/0) [1/0]; 2012 (6/0); 2011 (16/0); 2010 (16/0); 2009 (4/0).

**2017:** Played in 16 games for Carolina...Converted 29-of-30 field goal attempts for a 96.7 percentage, a career best...Booted 70-of-83 kickoffs for a touchback for a 84.8 touchback percentage, also a new career best... Scored 121 total points off of 29 field goals and 34 PATs, marking fifth consecutive season with at least 100 points scored...**At San Francisco (9/10):** Converted all three field goals and both extra point attempts for a season-high 11 points...**Vs. New Orleans (9/24):** Converted two field goal attempts, including a 48-yard kick...Knocked all four kickoffs out for touchbacks...**At New England (10/1):** Converted two field goal attempts, including a game-winning 48-yard field goal as time expired to win the game...**Vs. Philadelphia (10/12):** Made two extra points and converted three field goal attempts to tie season-high 11 points in a single game.

**POSTSEASON: At New Orleans (1/7):** Tied the NFL record for longest field goal in the postseason after nailing a 58-yard attempt...Converted 4-of-5 field goal attempts and 2-of-2 PAT attempts.

**COLLEGE:** Played in 40 games at Florida State...Served as Seminoles place kicker for just one season...Earned the Lou Groza Award as the nation's top place kicker and second-team All-American honors as a senior in 2008...Converted 24-of-26 field goal attempts, including 18 in a row and a long of 53 yards...Finished first in the Football Bowl Subdivision with 24 made field goals, 92.3 percent field goal conversion rate and five field goals of 50 yards or more despite not playing in the first two games after tearing the meniscus in his right knee two weeks prior to the start of the year...Only two misses came from 50 and 52 yards...Led the nation's kickers and Atlantic Coast Conference in scoring with 105 points...Handled punting duties for three seasons...Averaged 42.1 yards on 148 punts with a long of 64 yards.

**PERSONAL:** Attended J.M. Tate High School in Cantonment, Fla....Majored in criminology at Florida State...Last name is pronounced guh-KNOW.

## GRAHAM GANO CAREER STATISTICS

### SCORING

Year	Team	GP	FG	FGA	Pct	Lg	Blk	XP	XPA	Pct	Blk	Points
2009	Washington	4	4	4	100.0	46	0	6	7	85.7	1	18
2010	Washington	16	24	35	68.6	49	1	28	28	100.0	0	100
2011	Washington	16	31	41	75.6	59	5	25	26	96.2	1	118
2012	Carolina	6	9	11	81.8	51	0	20	21	95.2	0	47
2013	Carolina	16	24	27	88.9	55	1	42	42	100.0	0	114
2014	Carolina	16	29	35	82.9	53	1	34	34	100.0	0	121
2015	Carolina	16	30	36	83.3	52	4	56	59	94.9	1	146
2016	Carolina	16	30	38	78.9	54	0	31	34	91.2	2	121
2017	Carolina	16	29	30	96.7	48	0	34	37	91.9	1	121
<b>Totals</b>		<b>122</b>	<b>210</b>	<b>257</b>	<b>81.7</b>	<b>59</b>	<b>12</b>	<b>276</b>	<b>288</b>	<b>95.8</b>	<b>6</b>	<b>906</b>

### FIELD GOALS

Year	Team	1-19			20-29			30-39			40-49			50+		
		FG	FGA	Pct	FG	FGA	Pct	FG	FGA	Pct	FG	FGA	Pct	FG	FGA	Pct
2009	Washington	0	0	0.0	2	2	100.0	0	0	0.0	2	2	100.0	0	0	0.0
2010	Washington	1	1	100.0	8	10	80.0	4	7	57.1	11	14	78.6	0	3	0.0
2011	Washington	0	0	0.0	14	15	93.3	5	9	55.6	8	11	72.7	4	6	66.7
2012	Carolina	0	0	0.0	3	3	100.0	3	3	100.0	2	3	66.7	1	2	50.0
2013	Carolina	0	0	0.0	9	9	100.0	4	5	80.0	5	7	71.4	6	6	100.0
2014	Carolina	0	0	0.0	7	7	100.0	12	13	92.3	9	12	75.0	1	3	33.3
2015	Carolina	1	1	100.0	10	10	100.0	4	5	80.0	13	16	81.3	2	5	50.0
2016	Carolina	0	0	0.0	4	4	100.0	9	11	81.8	14	17	82.4	3	6	50.0
2017	Carolina	0	0	0.0	8	8	100.0	11	11	100.0	10	10	100.0	0	1	0.0
<b>Totals</b>		<b>2</b>	<b>2</b>	<b>100.0</b>	<b>65</b>	<b>68</b>	<b>95.6</b>	<b>52</b>	<b>64</b>	<b>81.3</b>	<b>74</b>	<b>92</b>	<b>80.4</b>	<b>17</b>	<b>31</b>	<b>54.8</b>

## POSTSEASON SCORING

Year	Team	GP	FG	FGA	Pct	Lg	Blk	XP	XPA	Pct	Blk	Points
2013	Carolina	1	1	1	100.0	24	0	1	1	100.0	0	4
2014	Carolina	2	3	4	75.0	47	0	5	5	100.0	0	14
2015	Carolina	3	4	5	80.0	48	0	10	10	100.0	0	22
2017	Carolina	1	4	5	80.0	58	0	2	2	100.0	0	14
<b>Totals</b>		<b>7</b>	<b>12</b>	<b>15</b>	<b>80.0</b>	<b>58</b>	<b>0</b>	<b>18</b>	<b>18</b>	<b>100.0</b>	<b>0</b>	<b>54</b>

## FIELD GOALS

Year	Team	1-19			20-29			30-39			40-49			50+		
		FG	FGA	Pct	FG	FGA	Pct	FG	FGA	Pct	FG	FGA	Pct	FG	FGA	Pct
2013	Carolina	0	0	0.0	1	1	100.0	0	0	0.0	0	0	0.0	0	0	0.0
2014	Carolina	0	0	0.0	0	0	0.0	2	2	100.0	1	2	50.0	0	0	0.0
2015	Carolina	0	0	0.0	1	1	100.0	1	1	100.0	2	3	66.7	0	0	0.0
2017	Carolina	0	0	0.0	2	3	66.7	1	1	100.0	0	0	0.0	1	1	100.0
<b>Totals</b>		<b>0</b>	<b>0</b>	<b>0.0</b>	<b>4</b>	<b>5</b>	<b>80.0</b>	<b>3</b>	<b>3</b>	<b>100.0</b>	<b>3</b>	<b>5</b>	<b>60.0</b>	<b>1</b>	<b>1</b>	<b>100.0</b>

## ADDITIONAL STATISTICS

**SPECIAL TEAMS TACKLES:** 2014 Postseason (1); 2015 (3); 2016 (4).

## SINGLE-GAME CAREER HIGHS

<b>FG ATTEMPTS</b>	6	at Tennessee (11/21/10)
<b>FG MADE</b>	4	8x, last at Washington (12/19/16)
<b>LONG FG ATTEMPT</b>	63	vs. Atlanta (11/16/14)
<b>LONG FG MADE</b>	59	vs. San Francisco (11/16/11)
<b>PAT ATTEMPTS</b>	6	2x, last vs. Miami (11/13/17)
<b>PAT MADE</b>	6	vs. Miami (11/13/17)
<b>POINTS</b>	16	vs. San Francisco (9/18/16)

## GRAHAM GANO GAME-BY-GAME

### 2017 CAROLINA

Date	Opp	W/L	PTS	PAT	FG	1-19	20-29	30-39	40-49	50+	KICK-BY-KICK
09/10	@ San Francisco	W	11	2-2	3-3	-	1-1	2-2	-	-	39, 36, 20
09/17	BUFFALO	W	9	-	3-3	-	2-2	1-1	-	-	34, 28, 20
09/24	NEW ORLEANS	L	7	1-1	2-2	-	-	1-1	1-1	-	32, 48
10/01	@ New England	W	9	3-4	2-2	-	-	1-1	1-1	-	32, 48
10/08	@ Detroit	W	9	3-3	2-3	-	1-1	-	1-1	0-1	21, 44, 55WR
10/12	PHILADELPHIA	L	11	2-2	3-3	-	1-1	1-1	1-1	-	39, 20, 46
10/22	@ Chicago	L	3	-	1-1	-	-	1-1	-	-	36
10/29	@ Tampa Bay	W	5	2-2	1-1	-	1-1	-	-	-	28
11/05	ATLANTA	W	8	2-2	2-2	-	-	1-1	1-1	-	31, 45
11/13	MIAMI	W	9	6-6	1-1	-	-	-	1-1	-	40
11/26	@ New York Jets	W	9	0-1	3-3	-	-	1-1	2-2	-	40, 33, 45
12/03	@ New Orleans	L	3	3-3	-	-	-	-	-	-	
12/10	MINNESOTA	W	7	4-4	1-1	-	-	-	1-1	-	41
12/17	GREEN BAY	W	7	4-4	1-1	-	-	1-1	-	-	33
12/24	TAMPA BAY	W	10	1-2	3-3	-	2-2	1-1	-	-	25, 28, 30
12/31	@ Atlanta	L	4	1-1	1-1	-	-	-	1-1	-	42
<b>TOTALS</b>			<b>121</b>	<b>34-37</b>	<b>29-30</b>	<b>0-0</b>	<b>8-8</b>	<b>11-11</b>	<b>10-10</b>	<b>0-1</b>	

### POSTSEASON

01/07	@ New Orleans	L	14	2-2	4-5	-	2-3	1-1	-	1-1	25WR, 27, 39, 58, 29
<b>TOTALS</b>			<b>14</b>	<b>2-2</b>	<b>4-5</b>	<b>0-0</b>	<b>2-3</b>	<b>1-1</b>	<b>0-0</b>	<b>1-1</b>	



## 2016 CAROLINA

Date	Opp	W/L	PTS	PAT	FG	1-19	20-29	30-39	40-49	50+	KICK-BY-KICK
09/08	@ Denver	L	8	2-2	2-3	-	-	1-1	1-1	0-1	44, 36, 50WL
09/18	SAN FRANCISCO	W	16	4-5	4-4	-	-	2-2	2-2	-	39, 31, 49, 41
09/25	MINNESOTA	L	4	1-1	1-2	-	-	-	1-1	0-1	48, 54RU
10/02	@ Atlanta	L	5	2-2	1-1	-	-	-	-	1-1	54
10/10	TAMPA BAY	L	2	2-2	0-1	-	-	-	0-1	-	43WL
10/16	@ New Orleans	L	6	3-4	1-1	-	-	-	1-1	-	42
10/30	ARIZONA	W	12	3-3	3-3	-	1-1	-	1-1	1-1	43, 52, 21
11/06	@ Los Angeles	W	7	1-1	2-3	-	-	2-2	0-1	-	48WR, 38, 37
11/13	KANSAS CITY	L	5	2-2	1-1	-	-	-	1-1	-	42
11/17	NEW ORLEANS	W	11	2-2	3-3	-	-	1-1	2-2	-	32, 49, 42
11/27	@ Oakland	L	2	2-3	0-0	-	-	-	-	-	
12/04	@ Seattle	L	1	1-1	0-0	-	-	-	-	-	
12/11	SAN DIEGO	W	14	2-2	4-4	-	1-1	-	3-3	-	41, 44, 45, 23
12/19	@ Washington	W	14	2-2	4-5	-	2-2	1-2	1-1	-	35, 23, 23, 38WL, 41
12/24	ATLANTA	L	10	1-1	3-3	-	-	2-2	1-1	-	31, 40, 31
01/01	@ Tampa Bay	L	4	1-1	1-4	-	-	0-1	0-1	1-2	45WR, 58S, 54, 36WR
<b>TOTALS</b>			<b>121</b>	<b>31-34</b>	<b>30-38</b>	<b>0-0</b>	<b>4-4</b>	<b>9-11</b>	<b>14-17</b>	<b>3-6</b>	

## 2015 CAROLINA

Date	Opp	W/L	PTS	PAT	FG	1-19	20-29	30-39	40-49	50+	KICK-BY-KICK
09/13	@ Jacksonville	W	8	2-2	2-4	-	-	-	2-3	0-1	43, 53WL, 47, 43B
09/20	HOUSTON	W	6	3-3	1-2	-	1-1	-	-	0-1	28, 53B
09/27	NEW ORLEANS	W	9	3-3	2-2	-	1-1	-	1-1	-	20, 47
10/04	@ Tampa Bay	W	13	4-4	3-3	-	3-3	-	-	-	24, 27, 27
10/18	@ Seattle	W	3	3-4	0-0	-	-	-	-	-	
10/25	PHILADELPHIA	W	9	3-3	2-2	-	1-1	1-1	-	-	35, 29
11/02	INDIANAPOLIS	W	11	2-3	3-3	-	-	1-1	1-1	1-1	39, 42, 52
11/08	GREEN BAY	W	13	4-4	3-4	-	2-2	-	1-2	-	20, 49, 43WL, 22
11/15	@ Tennessee	W	9	3-3	2-2	1-1	-	-	1-1	-	48, 19
11/22	WASHINGTON	W	14	5-5	3-3	-	1-1	-	2-2	-	42, 48, 25
11/26	@ Dallas	W	15	3-3	4-5	-	1-1	-	2-3	1-1	49, 43, 25, 50, 43B
12/06	@ New Orleans	W	5	5-6	0-0	-	-	-	-	-	
12/13	ATLANTA	W	8	5-5	1-1	-	-	1-1	-	-	38
12/20	@ New York Giants	W	8	5-5	1-2	-	-	0-1	1-1	-	34B, 43
12/27	@ Atlanta	L	7	1-1	2-2	-	-	1-1	1-1	-	33, 47
01/03	TAMPA BAY	W	8	5-5	1-1	-	-	-	1-1	-	49
<b>TOTALS</b>			<b>146</b>	<b>56-59</b>	<b>30-36</b>	<b>1-1</b>	<b>10-10</b>	<b>4-5</b>	<b>13-16</b>	<b>2-4</b>	
<b>POSTSEASON</b>											
01/17	SEATTLE	W	7	4-4	1-1	-	-	-	1-1	-	48
01/24	ARIZONA	W	11	5-5	2-2	-	1-1	-	1-1	-	45, 21
02/07	@ Denver	L	4	1-1	1-2	-	-	1-1	0-1	-	44RU, 39
<b>TOTALS</b>			<b>22</b>	<b>10-10</b>	<b>4-5</b>	<b>0-0</b>	<b>1-1</b>	<b>1-1</b>	<b>2-3</b>	<b>0-0</b>	

ADMINISTRATION  
& COACHES

GRAHAM  
GAND

ROOKIES

2017 IN REVIEW

RECORDS

TEAM HISTORY

REFERENCE

## 2014 CAROLINA

Date	Opp	W/L	PTS	PAT	FG	1-19	20-29	30-39	40-49	50+	KICK-BY-KICK
09/07	@ Tampa Bay	W	8	2-2	2-3	-	1-1	1-1	0-1	-	28, 48WR, 33
09/14	DETROIT	W	10	1-1	3-3	-	1-1	1-1	-	1-1	29, 53, 38
09/21	PITTSBURGH	L	7	1-1	2-2	-	-	-	2-2	-	40, 40
09/28	@ Baltimore	L	4	1-1	1-1	-	-	1-1	-	-	37
10/05	CHICAGO	W	7	4-4	1-1	-	-	-	1-1	-	44
10/12	@ Cincinnati	T	13	4-4	3-4	-	-	2-3	1-1	-	39, 38WR, 44, 36
10/19	@ Green Bay	L	5	2-2	1-1	-	-	1-1	-	-	33
10/26	SEATTLE	L	9	-	3-3	-	1-1	1-1	1-1	-	31, 26, 46
10/30	NEW ORLEANS	L	4	1-1	1-1	-	-	1-1	-	-	31
11/10	@ Philadelphia	L	3	3-3	-	-	-	-	-	-	
11/16	ATLANTA	L	5	2-2	1-3	-	1-1	-	0-1	0-1	23, 46WL, 63B
11/30	@ Minnesota	L	7	1-1	2-2	-	-	2-2	-	-	30, 35
12/07	@ New Orleans	W	11	5-5	2-2	-	-	1-1	1-1	-	37, 41
12/14	TAMPA BAY	W	13	1-1	4-5	-	1-1	1-1	2-2	0-1	29, 49, 50WL, 38, 45
12/21	CLEVELAND	W	5	2-2	1-2	-	1-1	-	0-1	-	49WR, 23
12/28	@ Atlanta	W	10	4-4	2-2	-	1-1	-	1-1	-	21, 48
<b>TOTALS</b>			<b>121</b>	<b>34-34</b>	<b>29-35</b>	<b>0-0</b>	<b>7-7</b>	<b>12-13</b>	<b>9-12</b>	<b>1-3</b>	

### POSTSEASON

01/03	ARIZONA	W	9	3-3	2-3	-	-	1-1	1-2	-	47, 43WL, 39
01/10	@ Seattle	L	5	2-2	1-1	-	-	1-1	-	-	35
<b>TOTALS</b>			<b>14</b>	<b>5-5</b>	<b>3-4</b>	<b>0-0</b>	<b>0-0</b>	<b>2-2</b>	<b>1-2</b>	<b>0-0</b>	

## 2013 CAROLINA

Date	Opp	W/L	PTS	PAT	FG	1-19	20-29	30-39	40-49	50+	KICK-BY-KICK
09/08	SEATTLE	L	1	1-1	-	-	-	-	-	-	
09/15	@ Buffalo	L	11	2-2	3-3	-	2-2	1-1	-	-	27, 25, 39
09/22	NEW YORK GIANTS	W	8	5-5	1-1	-	-	-	-	1-1	53
10/06	@ Arizona	L	6	-	2-2	-	1-1	-	-	1-1	22, 51
10/13	@ Minnesota	W	5	5-5	-	-	-	-	-	-	
10/20	ST. LOUIS	W	12	3-3	3-3	-	-	2-2	-	1-1	37, 31, 50
10/24	@ Tampa Bay	W	7	4-4	1-1	-	1-1	-	-	-	29
11/03	ATLANTA	W	10	4-4	2-2	-	1-1	-	-	1-1	55, 20
11/10	@ San Francisco	W	4	1-1	1-2	-	-	-	0-1	1-1	48WL, 53
11/18	NEW ENGLAND	W	6	3-3	1-1	-	-	-	1-1	-	43
11/24	@ Miami	W	8	2-2	2-3	-	-	0-1	1-1	1-1	35B, 52, 46
12/01	TAMPA BAY	W	9	3-3	2-2	-	2-2	-	-	-	23, 22
12/08	@ New Orleans	L	7	1-1	2-3	-	1-1	-	1-2	-	45, 24, 49WR
12/15	NEW YORK JETS	W	12	3-3	3-3	-	1-1	1-1	1-1	-	35, 22, 40
12/22	NEW ORLEANS	W	5	2-2	1-1	-	-	-	1-1	-	40
12/29	@ Atlanta	W	3	3-3	-	-	-	-	-	-	
<b>TOTALS</b>			<b>114</b>	<b>42-42</b>	<b>24-27</b>	<b>0-0</b>	<b>9-9</b>	<b>4-5</b>	<b>5-7</b>	<b>6-6</b>	

### POSTSEASON

01/12	SAN FRANCISCO	L	4	1-1	1-1	-	1-1	-	-	-	24
<b>TOTALS</b>			<b>4</b>	<b>1-1</b>	<b>1-1</b>	<b>0-0</b>	<b>1-1</b>	<b>0-0</b>	<b>0-0</b>	<b>0-0</b>	

## 2012 CAROLINA

Date	Opp	W/L	PTS	PAT	FG	1-19	20-29	30-39	40-49	50+	KICK-BY-KICK
11/26	@ Philadelphia	W	6	3-4	1-1	-	1-1	-	-	-	23
12/02	@ Kansas City	L	3	3-3	-	-	-	-	-	-	
12/09	ATLANTA	W	12	3-3	3-3	-	1-1	1-1	1-1	-	24, 41, 31
12/16	@ San Diego	W	7	4-4	1-1	-	-	1-1	-	-	33
12/23	OAKLAND	W	5	2-2	1-2	-	-	-	0-1	1-1	48WR, 51
12/30	@ New Orleans	W	14	5-5	3-4	-	1-1	1-1	1-1	0-1	20, 54WR, 31, 42
<b>TOTALS</b>			<b>47</b>	<b>20-21</b>	<b>9-11</b>	<b>0-0</b>	<b>3-3</b>	<b>3-3</b>	<b>2-3</b>	<b>1-2</b>	

## 2011 WASHINGTON

Date	Opp	W/L	PTS	PAT	FG	1-19	20-29	30-39	40-49	50+	KICK-BY-KICK
09/11	NEW YORK GIANTS	W	4	4-4	0-1	-	-	0-1	-	-	39WR
09/18	ARIZONA	W	10	1-1	3-4	-	2-2	1-2	-	-	26, 30B, 23, 34
09/26	@ Dallas	L	10	1-1	3-4	-	1-1	0-1	1-1	1-1	46, 27, 36B, 50
10/02	@ St. Louis	W	5	2-2	1-1	-	-	1-1	-	-	38
10/16	PHILADELPHIA	L	7	1-1	2-2	-	1-1	-	-	1-1	50, 26
10/23	@ Carolina	L	8	2-2	2-2	-	-	1-1	1-1	-	31, 49
10/30	@ Buffalo	L	0	-	0-1	-	-	-	0-1	-	49B
11/06	SAN FRANCISCO	L	3	-	1-1	-	-	-	-	1-1	59
11/13	@ Miami	L	9	-	3-5	-	2-2	-	1-2	0-1	50WL, 26, 47, 23, 49WL
11/20	DALLAS	L	6	3-3	1-3	-	-	-	1-2	0-1	40, 49WR, 52WR
11/27	@ Seattle	W	5	2-3	1-2	-	1-2	-	-	-	23B, 25
12/04	NEW YORK JETS	L	13	1-1	4-4	-	1-1	1-1	2-2	-	33, 23, 46, 43
12/11	NEW ENGLAND	L	3	3-3	2-2	-	2-2	-	-	-	24, 25
12/18	@ New York Giants	W	11	2-2	3-3	-	1-1	1-1	1-1	-	36, 43, 25
12/24	MINNESOTA	L	14	2-2	4-4	-	2-2	-	1-1	1-1	26, 53, 25, 47
01/01	@ Philadelphia	L	4	1-1	1-2	-	1-1	0-1	-	-	36B, 27
<b>TOTALS</b>			<b>118</b>	<b>25-26</b>	<b>31-41</b>	<b>0-0</b>	<b>14-15</b>	<b>5-9</b>	<b>8-11</b>	<b>4-6</b>	

## 2010 WASHINGTON

Date	Opp	W/L	PTS	PAT	FG	1-19	20-29	30-39	40-49	50+	KICK-BY-KICK
09/12	DALLAS	W	7	1-1	2-2	-	1-1	0-0	1-1	-	29, 49
09/19	HOUSTON	L	9	3-3	2-4	-	1-2	-	1-1	0-1	41, 27, 29B, 52WR
09/26	@ St. Louis	L	10	1-1	3-3	-	3-3	-	-	-	29, 24, 21
10/03	@ Philadelphia	W	5	2-2	1-1	-	1-1	-	-	-	26
10/10	GREEN BAY	W	10	1-1	3-4	-	1-1	1-1	1-1	0-1	26, 51WR, 45, 33
10/17	INDIANAPOLIS	L	6	3-3	1-2	-	-	1-1	0-1	-	48WR, 39
10/24	@ Chicago	W	5	2-2	1-2	-	-	0-1	1-1	-	46, 37LU
10/31	@ Detroit	L	7	1-1	2-2	-	-	1-1	1-1	-	38, 46
11/15	PHILADELPHIA	L	4	4-4	-	-	-	-	-	-	
11/21	@ Tennessee	W	13	1-1	4-6	1-1	-	-	3-4	0-1	19, 51WL, 40, 42, 47SH, 48
11/28	MINNESOTA	L	7	1-1	2-2	-	-	-	2-2	-	40, 42
12/05	@ New York Giants	L	1	1-1	0-1	-	-	-	0-1	-	43WL
12/12	TAMPA BAY	L	4	1-1	1-3	-	1-2	0-1	-	-	34LU, 24WL, 25
12/19	@ Dallas	L	2	2-2	-	-	-	-	-	-	
12/26	@ Jacksonville	W	8	2-2	2-2	-	-	1-1	1-1	-	48, 31
01/02	NEW YORK GIANTS	L	2	2-2	0-1	-	-	0-1	-	-	30WL
<b>TOTALS</b>			<b>100</b>	<b>28-28</b>	<b>24-35</b>	<b>1-1</b>	<b>8-10</b>	<b>4-7</b>	<b>11-14</b>	<b>0-3</b>	

## 2009 WASHINGTON

Date	Opp	W/L	PTS	PAT	FG	1-19	20-29	30-39	40-49	50+	KICK-BY-KICK
12/13	@ Oakland	W	10	4-4	2-2	-	-	-	2-2	-	46, 41
12/21	NEW YORK GIANTS	L	0	0-1	-	-	-	-	-	-	
12/27	DALLAS	L	0	-	-	-	-	-	-	-	
01/03	@ San Diego	L	8	2-2	2-2	-	2-2	-	-	-	22, 25
<b>TOTALS</b>			<b>18</b>	<b>6-7</b>	<b>4-4</b>	<b>0-0</b>	<b>2-2</b>	<b>0-0</b>	<b>2-2</b>	<b>0-0</b>	

ADMINISTRATION  
& COACHES

GRAHAM  
GAND

ROOKIES

2017 IN REVIEW

RECORDS


TEAM HISTORY

REFERENCE

# GARRETT GILBERT

QUARTERBACK • SOUTHERN METHODIST

2ND NFL SEASON  
2ND PANTHERS SEASON



Ht: 6-4 Wt: 230 • Born: July 1, 1991 • NFL Games Played/Started: 0/0 • Acquired: FA-17

## PRO CAREER

- Signed to Carolina's active roster in Week 7 after spending the first six weeks on the team's practice squad...Inactive for the final 10 games in 2017.

- Spent the majority of the 2016 season as a free agent...Joined Oakland's practice squad for the 2016 postseason.

- Spent the entire 2015 season on Oakland's practice squad...Attended training camp with Detroit after being claimed off waivers from New England (6/12/15)...Played in one preseason game for the Lions before being waived during the first roster cutdown (8/31/15).

- Began the 2014 season with St. Louis after being drafted by the team in the sixth round of the 2014 Draft...Played in all four preseason games and earned a spot on the practice squad before being waived in Week 9 (10/28/14)...Spent the last two regular season games and postseason on New England's practice squad and earned a Super Bowl ring following the Patriots' victory in Super Bowl XLIX.

**TRANSACTIONS:** Selected in the sixth round (214th overall) of the 2014 NFL Draft by St. Louis (5/10/14)...Waived by St. Louis (8/30/14)...Signed to practice squad by St. Louis (9/1/14)...Terminated from practice squad by St. Louis (10/28/14)...Signed to practice squad by New England (12/17/14)...Signed as a free agent by New England (2/5/15)...Waived by New England (6/11/15)...Claimed off waivers by Detroit (6/12/15)...Waived by Detroit (8/31/15)...Signed to practice squad by Oakland (9/7/15)...Signed as a free agent by Oakland (1/5/16)...Waived by Oakland (5/24/16)...Signed to practice squad by Oakland (1/3/17)...Signed as a free agent by Carolina (3/24/17)...Waived by Carolina (9/2/17)...Signed to Carolina practice squad (9/3/17)...Signed to active roster from practice squad (10/16/17).

**GP/GS:** Career (0/0) [0/0]; 2017 (0/0) [0/0]; 2016 (0/0); 2015 (0/0); 2014 (0/0).

**2017:** Earned a spot on Carolina's practice squad following training camp...Signed to the active roster from the practice squad in Week 7...Inactive for the final 10 games of the season and one postseason game.

**COLLEGE:** Finished career at Southern Methodist after transferring from Texas following graduation with two seasons of eligibility remaining...Combined to play in 47 games with 37 starts and pass for 9,761 yards and 49 touchdowns, completing 908-of-1,548 passes with 45 interceptions...Rushed for 1,013 yards and 20 touchdowns on 295 carries...Started 23 games at Southern Methodist and connected on 603-of-1,010 passes for 6,460 yards and 36 touchdowns with 22 interceptions...Ranks first in school history with nine 300-yard passing efforts, second in completions and passing yards and third in pass attempts...Played in 24 games with 14 starts at Texas and hit on 305-of-538 passes for 3,301 yards and 13 touchdowns with 23 interceptions.

**PERSONAL:** Attended Lake Travis High School in Austin, Texas...Graduated from Texas with a degree in sports management...Father, Gale, played quarterback for eight seasons with Seattle, Buffalo and San Diego and is the only player in NFL history to be a member of five consecutive Super Bowl teams.

ADMINISTRATION  
& COACHES

GARRETT  
GILBERT

ROOKIES

2017 IN REVIEW

RECORDS


TEAM HISTORY

REFERENCE

# LADARIUS GUNTER

CORNERBACK • MIAMI (FLA.)

4TH NFL SEASON  
2ND PANTHERS SEASON



Ht: 6-2 Wt: 200 • Born: May 13, 1992 • NFL Games Played/Started: 29/15 [5/3] • Acquired: WV-17 (GB)

## PRO CAREER

- Began the 2017 season with Green Bay and played one game for the Packers prior to being waived.
- Played in four regular season games and one postseason game for Carolina in 2017 after being claimed off waivers in Week 2...Saw action primarily on special teams.
- Played in all 16 games with 15 starts for Green Bay in 2016...Recorded 58 tackles, two forced fumbles and a team-high 15 passes defended...Started all three post-season games and tallied 13 tackles and two passes defended.
- Appeared in eight regular season games and one postseason game for Green Bay during 2015 rookie campaign...Recorded two special teams tackles.
- Made NFL debut vs. Kansas City (9/28/15).

**TRANSACTIONS:** Signed as an undrafted free agent by Green Bay (5/8/15)...Waived by Green Bay (9/12/17)... Claimed off waivers by Carolina (9/13/17)...Re-signed by Carolina (3/26/18).

**GP/GS:** Career 29/15 [5/3]; 2017 (5/0) [1/0]; 2016 (16/15) [3/3]; 2015 (8/0) [1/0].

**2017:** Started the season with Green Bay, playing in one game before being waived...Joined Carolina and saw action in four games, primarily on special teams.

**POSTSEASON: At New Orleans (1/7):** Saw action as a reserve defensive back and tallied one tackle.

**COLLEGE:** Lettered all three years at the University of Miami, starting 30 of 37 games played...Compiled 111 tackles (76 solo), three tackles for a loss, one forced fumble, two fumble recoveries, six interceptions and 18 pass breakups...Played one season at Fort Scott Community College (Kan.) before transferring to Miami...Earned his bachelor's degree in sports administration.

**PERSONAL:** Attended Jefferson Davis High School in Montgomery, Ala.

## LADARIUS GUNTER CAREER STATISTICS

Year	Team	GP/GS	Tot	T	A	Sack	Yds	INT	Yds	Lg	TD	PD	FF	FR	Yds	TD
2015	Green Bay	8/0	2	2	0	0.0	0.0	0	0	0	0	0	0	0	0	0
2016	Green Bay	16/15	54	50	4	0.0	0.0	0	0	0	0	12	2	0	0	0
2017	Green Bay	1/0	0	0	0	0.0	0.0	0	0	0	0	0	0	0	0	0
2017	Carolina	4/0	0	0	0	0.0	0.0	0	0	0	0	0	0	0	0	0
<b>Totals</b>		<b>29/15</b>	<b>56</b>	<b>52</b>	<b>4</b>	<b>0.0</b>	<b>0.0</b>	<b>0</b>	<b>0</b>	<b>0</b>	<b>0</b>	<b>12</b>	<b>2</b>	<b>0</b>	<b>0</b>	<b>0</b>

## POSTSEASON

Year	Team	GP/GS	Tot	T	A	Sack	Yds	INT	Yds	Lg	TD	PD	FF	FR	Yds	TD
2015	Green Bay	1/0	0	0	0	0.0	0.0	0	0	0	0	1	0	0	0	0
2016	Green Bay	3/3	13	13	0	0.0	0.0	0	0	0	0	2	0	0	0	0
2017	Carolina	1/0	1	1	0	0.0	0.0	0	0	0	0	0	0	0	0	0
<b>Totals</b>		<b>5/3</b>	<b>14</b>	<b>14</b>	<b>0</b>	<b>0.0</b>	<b>0.0</b>	<b>0</b>	<b>0</b>	<b>0</b>	<b>0</b>	<b>3</b>	<b>0</b>	<b>0</b>	<b>0</b>	<b>0</b>

## ADDITIONAL STATISTICS

**SPECIAL TEAMS TACKLES:** 2015 (2).

## SINGLE-GAME CAREER HIGHS

**TACKLES** 8 at Washington (11/20/16)  
**PASSES DEFENSED** 5 2x, last at Detroit (1/1/17)

ADMINISTRATION  
& COACHES

LADARIUS  
GUNTER

ROOKIES

2017 IN REVIEW

RECORDS

TEAM HISTORY

REFERENCE

# LADARIUS GUNTER GAME-BY-GAME

## 2017 CAROLINA

Date	Opp	W/L	P/S	T	S	A	SACK	QBP	FR	FF	PD	INT	YDS	LG	TD	
09/17	BUFFALO	W						INACTIVE								
09/24	NEW ORLEANS	L						INACTIVE								
10/01	@ New England	W	P	0	0	0	0.0	0	0	0	0	-	-	-	0	
10/08	@ Detroit	W						INACTIVE								
10/12	PHILADELPHIA	L	P	0	0	0	0.0	0	0	0	0	-	-	-	0	
10/22	@ Chicago	L	P	0	0	0	0.0	0	0	0	0	-	-	-	0	
10/29	@ Tampa Bay	W						INACTIVE								
11/05	ATLANTA	W						INACTIVE								
11/13	MIAMI	W						INACTIVE								
11/26	@ New York Jets	W						INACTIVE								
12/03	@ New Orleans	L						INACTIVE								
12/10	MINNESOTA	W						INACTIVE								
12/17	GREEN BAY	W	P	0	0	0	0.0	0	0	0	0	-	-	-	0	
12/24	TAMPA BAY	W						INACTIVE								
12/31	@ Atlanta	L						INACTIVE - ILLNESS								
<b>TOTALS</b>			<b>4/0</b>	<b>0</b>	<b>0</b>	<b>0</b>	<b>0.0</b>	<b>0</b>	<b>0</b>	<b>0</b>	<b>0</b>	<b>0</b>	<b>-</b>	<b>-</b>	<b>-</b>	<b>0</b>

## POSTSEASON

01/07	@ New Orleans	L	P	1	1	0	0.0	0	0	0	0	-	-	-	0
<b>TOTALS</b>			<b>1/0</b>	<b>1</b>	<b>1</b>	<b>0</b>	<b>0.0</b>	<b>0</b>	<b>0</b>	<b>0</b>	<b>0</b>	<b>0</b>	<b>0</b>	<b>0</b>	<b>0</b>

## 2017 GREEN BAY

Date	Opp	W/L	P/S	T	S	A	SACK	QBP	FR	FF	PD	INT	YDS	LG	TD
09/10	SEATTLE	L	P	0	0	0	0.0	0	0	0	0	-	-	-	0
<b>TOTALS</b>			<b>1/0</b>	<b>0</b>	<b>0</b>	<b>0</b>	<b>0.0</b>	<b>0</b>	<b>0</b>	<b>0</b>	<b>0</b>	<b>-</b>	<b>-</b>	<b>-</b>	<b>0</b>

# DAESHON HALL

DEFENSIVE END • TEXAS A&M  
2ND NFL SEASON  
2ND PANTHERS SEASON



Ht: 6-5 Wt: 265 • Born: June 14, 1995 • NFL Games Played/Started: 1/0 [0/0] • Acquired: D3-17

## PRO CAREER

• Played in first career game for Carolina at San Francisco (9/10/17).

**TRANSACTIONS:** Selected in the third round (77th overall) of the 2017 NFL Draft by Carolina (4/28/17)...Placed on injured reserve with knee injury (10/6/17).

**GP/GS:** Career (1/0) [0/0]; 2017 (1/0) [0/0].

**2017:** Played in first career game for Carolina at San Francisco (9/10/17)...**At San Francisco (9/10):** Saw action as a reserve defensive end...Inactive for next three games...Placed on injured reserve with season-ending knee injury (10/6/17).

**COLLEGE:** Played in 52 games with 32 starts at Texas A&M...Produced 162 tackles, 36.5 tackles for loss, 16 sacks, 24 quarterback pressures, four forced fumbles, two fumble recoveries, one interception and three passes defended...Among the team leaders in sacks, quarterback pressures and tackles for loss in three of four seasons...

Lined up at defensive end opposite of 2017 No. 1 overall draft choice Myles Garrett...As a senior in 2016, started 13 games...Tied for second on the team with 4.5 sacks while leading the Aggies with 12 quarterback pressures...Recorded 50 tackles and finished second on the team with 13 tackles for loss...Accounted for two forced fumbles, two fumble recoveries and one pass defended...Started 13 games as a junior in 2015...Ranked second on the team with 14.5 tackles for loss, seven sacks and four quarterback pressures...Posted 54 tackles, two forced fumbles and two passes defended...Played in 13 games as a sophomore with five starts...Tied for second on the team with 4.5 sacks to go along with five quarterback pressures...Compiled 29 tackles and six tackles for loss, which stood second on the team...As a freshman, played in 13 games with one start...Notched 29 tackles, three tackles for loss, three quarterback pressures and one interception.

**PERSONAL:** Attended Lancaster (Texas) High School...Majored in sports management at Texas A&M.

## DAESHON HALL GAME-BY-GAME

### 2017 CAROLINA

Date	Opp	W/L	P/S	T	S	A	SACK	QBP	FR	FF	PD	INT	YDS	LG	TD
09/10	@ San Francisco	W	P	0	0	0	0.0	0	0	0	0	-	-	-	0
09/17	BUFFALO	W													
09/24	NEW ORLEANS	L													
10/01	@ New England	W													
10/08	@ Detroit	W													
10/12	PHILADELPHIA	L													
10/22	@ Chicago	L													
10/29	@ Tampa Bay	W													
11/05	ATLANTA	W													
11/13	MIAMI	W													
11/26	@ New York Jets	W													
12/03	@ New Orleans	L													
12/10	MINNESOTA	W													
12/17	GREEN BAY	W													
12/24	TAMPA BAY	W													
12/31	@ Atlanta	L													
<b>TOTALS</b>			1/0	0	0	0	0.0	0	0	0	0	0	0	0	0

### POSTSEASON

01/07	@ New Orleans	L													
<b>TOTALS</b>			0/0	0	0	0	0.0	0	0	0	0	0	0	0	0

ADMINISTRATION  
& COACHES

DAESHON  
HALL

ROOKIES

2017 IN REVIEW

RECORDS

TEAM HISTORY

REFERENCE

# TAYLOR HEINICKE

QUARTERBACK • OLD DOMINION

3RD NFL SEASON  
1ST PANTHERS SEASON



Ht: 6-1 Wt: 210 • Born: March 15, 1993 • NFL Games Played/Started: 1/0 • Acquired: WV-18 (HOU)

## PRO CAREER

• Signed with Houston in 2017 after spending time on the New England practice squad...Active for three games, serving as the backup quarterback and seeing action in one game.

• Played in first career game for Houston vs. Pittsburgh (12/25/17), completing one pass for 10 yards.

• Spent eight weeks on non-football injury reserve and eight weeks as inactive for Minnesota in 2016.

• Spent all 16 weeks as inactive for Minnesota in 2015.

**TRANSACTIONS:** Signed as an undrafted free agent by Minnesota (5/8/15)...Placed on reserve (non-football injury) (9/3/16)...Activated from reserve (11/8/16)...Waived with an injury settlement by Minnesota (9/11/17)...Signed to New England practice squad (9/23/17)...Terminated from New England practice squad (10/9/17)...Signed to Houston practice squad (11/29/17)...Signed to active roster by Houston (12/15/17)...Waived by Houston (4/13/18)...Claimed by Carolina off waivers (4/16/18).

**GP/GS:** Career (1/0) [0/0]; 2017 (1/0) [0/0]; 2016: (0/0) [0/0]; 2015: (0/0) [0/0].

**2017:** Signed by Houston after being terminated from New England practice squad...Signed from practice squad and active for three games...Saw first career game action vs. Pittsburgh (12/25/17), completing only pass for 10 yards.

**COLLEGE:** Started 44 of the 46 games he played at ODU as the school transitioned from FCS to FBS affiliation...Ended collegiate career ranked 4th in FBS history with 132 TD passes and ranked 6th with 14,959 yards passing...Ran for 22 TDs in his career...Played in East-West Shrine All-Star Game to cap his career...Earned Walter Payton Award as a sophomore as the FCS Player of the Year as well as All-America honors from Associated Press and Walter Camp...As a sophomore, he led the nation with 5,076 yards passing and 44 TD passes along with 11 rushing TDs...Posted 9 games with 300+ yards passing in record-setting sophomore campaign.

**PERSONAL:** Majored in mechanical engineering at ODU.

ADMINISTRATION  
& COACHES

TAYLOR  
HEINICKE

ROOKIES

2017 IN REVIEW

RECORDS

TEAM HISTORY

REFERENCE



# WES HORTON

DEFENSIVE END • SOUTHERN CALIFORNIA

6TH NFL SEASON  
6TH PANTHERS SEASON



Ht: 6-5 Wt: 265 • Born: December 17, 1989 • NFL Games Played/Started: 61/27 [3/2] • Acquired: FA-16

## PRO CAREER

- Played in all 16 games for Carolina in 2017...Recorded 5.5 sacks, 17 total tackles, and 10 quarterback pressures.
- Helped Carolina's defense finish seventh in the league in total yards allowed in 2017, while posting 50 sacks, good for third in the NFL and fourth-most in franchise history...Led the team with three forced fumbles, ranking fifth among defensive ends in the league.
- Recorded a strip-sack on Jets quarterback Josh McCown in Week 12 at New York (11/26/17), resulting in a 34-yard scoop-and-score touchdown by linebacker Luke Kuechly.
- Played in 11 games with 10 starts for Carolina in 2016...Posted 13 tackles, 2.5 sacks, two forced fumbles and two fumble recoveries.
- Recorded first career fumble recovery vs. San Diego (12/11/16)...Contributed to a defensive unit that recorded five takeaways, the most takeaways for the defense since forcing five vs. Washington (11/22/15).
- Played in eight games with two starts for Carolina in 2015...Posted one sack and six quarterback pressures.
- Played in 16 games for Carolina in 2014, starting the last 15 and both postseason contests...Posted career highs of 26 tackles, three sacks and eight quarterback pressures along with one forced fumble and one pass defensed.
- Contributed to a defense that finished 2014 ranked 10th in the NFL in total defense and set an NFL record for fewest yards allowed in a postseason game with 78.
- Made first NFL start vs. Detroit (9/14/14).
- Played in 10 games for Carolina as a rookie in 2013...Posted eight tackles, two sacks and one quarterback pressure.
- Contributed to a Carolina defensive unit in 2013 that ranked second in the NFL in total defense and points allowed and led the league in sacks while finishing second in rushing defense and sixth in passing defense.
- Notched first two career sacks vs. Tampa Bay (12/1/13), dropping quarterback Mike Glennon for losses of four and five yards...Only undrafted rookie in the NFL to have two or more sacks in a game in 2013.

**TRANSACTIONS:** Signed as an undrafted rookie free agent by Carolina (5/10/13)...Waived by Carolina (10/3/15)...Signed as a free agent by Carolina (10/6/15)...Suspended for violating policy on performance enhancing substances by NFL (11/23/15)...Suspension lifted by NFL (12/21/15)...Placed on the exempt/commissioner's permission list by Carolina (12/21/15)...Waived from the exempt/commissioner's

permission list by Carolina (12/28/15)...Signed to practice squad by Carolina (1/6/16)...Signed as a free agent by Carolina (2/16/16)...Waived by Carolina (9/4/16)...Signed as a free agent by Carolina (10/14/16)...Signed to contract extension by Carolina (2/27/17).

**GP/GS:** Career (61/27) [3/2]; 2017 (16/0) [1/0]; 2016 (11/10); 2015 (8/2) [0/0]; 2014 (16/15) [2/2]; 2013 (10/0) [0/0].

**2017:** Played in all 16 games for Carolina...Recorded 5.5 sacks, 17 total tackles, 10 quarterback pressures and a team-high three forced fumbles...**At San Francisco (9/10):** Saw action as a reserve defensive end...Tallied two tackles, one sack, one forced fumble and one quarterback pressure...Recorded a strip-sack on 49ers quarterback Brian Hoyer in the first quarter, setting the Panthers up for a touchdown on the ensuing drive...**vs. Atlanta (11/5):** Saw action as a reserve defensive end and tallied one tackle and one sack...Notched second sack of the season in the third quarter, dropping quarterback Matt Ryan for a five-yard loss...**At New York Jets (11/26):** Recorded four tackles, one sack and one forced fumble...Tallied a strip-sack on Jets quarterback Josh McCown in the fourth quarter, resulting in a 34-yard fumble return for a touchdown by linebacker Luke Kuechly...**vs. Green Bay (12/17):** Recorded one tackle, one sack and one quarterback pressure...Brought down Packers quarterback Aaron Rodgers for a seven-yard loss in the fourth quarter...**vs. Tampa Bay (12/24):** Saw action as a reserve defensive end...Tallied a season-high 1.5 sacks...Credited with a strip-sack on quarterback Jameis Winston on the Buccaneers' opening drive of the game.

**POSTSEASON:** **At New Orleans (1/7):** Saw action as a reserve defensive end.

**COLLEGE:** Played in 47 games with 32 starts at Southern California...Produced 117 tackles, 18 tackles for loss, 14.5 sacks, five quarterback pressures, two forced fumbles, three fumble recoveries and nine passes defensed...All-Pac-12 Conference honorable mention in 2012 as a senior...Recorded 43 tackles, 6.5 tackles for loss, two fumble recoveries and two passes defensed...Second-team All-Pac-12 Conference choice as a junior in 2011...Posted 22 tackles, 4.5 tackles for loss, four sacks, two quarterback pressures, one forced fumble and two passes defensed...As a freshman in 2009, logged 23 tackles, 1.5 tackles for loss, one sack, two quarterback pressures, one fumble recovery and one pass defensed...Redshirted as a true freshman in 2008.

**PERSONAL:** Attended Notre Dame High School in Sherman Oaks, Calif...Majored in human performance at Southern California.

ADMINISTRATION  
& COACHES

WES  
HORTON

ROOKIES

2017 IN REVIEW

RECORDS

TEAM HISTORY

REFERENCE

## WES HORTON CAREER STATISTICS

Year	Team	GP/GS	Tot	T	A	Sack	Yds	INT	Yds	Lg	TD	PD	FF	FR	Yds	TD
2013	Carolina	10/0	8	7	1	2.0	9.0	0	0	0	0	0	0	0	0	0
2014	Carolina	16/15	26	17	9	3.0	17.0	0	0	0	0	1	1	0	0	0
2015	Carolina	8/2	8	6	2	1.0	3.0	0	0	0	0	0	0	0	0	0
2016	Carolina	11/10	13	8	5	2.5	11.5	0	0	0	0	0	2	2	4	0
2017	Carolina	16/0	17	13	4	5.5	35.5	0	0	0	0	0	3	0	0	0
<b>Totals</b>		<b>61/27</b>	<b>72</b>	<b>51</b>	<b>21</b>	<b>14.0</b>	<b>76.0</b>	<b>0</b>	<b>0</b>	<b>0</b>	<b>0</b>	<b>1</b>	<b>6</b>	<b>2</b>	<b>4</b>	<b>0</b>

### POSTSEASON

Year	Team	GP/GS	Tot	T	A	Sack	Yds	INT	Yds	Lg	TD	PD	FF	FR	Yds	TD
2013	Carolina	0/0	0	0	0	0.0	0.0	0	0	0	0	0	0	0	0	0
2014	Carolina	2/2	3	2	1	0.0	0.0	0	0	0	0	0	1	0	0	0
2017	Carolina	1/0	0	0	0	0.0	0.0	0	0	0	0	0	0	0	0	0
<b>Totals</b>		<b>3/2</b>	<b>3</b>	<b>2</b>	<b>1</b>	<b>0.0</b>	<b>0.0</b>	<b>0</b>	<b>0</b>	<b>0</b>	<b>0</b>	<b>0</b>	<b>1</b>	<b>0</b>	<b>0</b>	<b>0</b>

### SINGLE-GAME CAREER HIGHS

<b>TACKLES</b>	4	3x, last at New York Jets (11/26/17)
<b>SACKS</b>	2.0	vs. Tampa Bay (12/1/13)
<b>FORCED FUMBLES</b>	1	6x, last vs. Tampa Bay (12/24/17)
<b>FUMBLE RECOVERIES</b>	1	2x, last at Washington (12/19/17)

## WES HORTON GAME-BY-GAME

### 2017 CAROLINA

Date	Opp	W/L	P/S	T	S	A	SACK	QBP	FR	FF	PD	INT	YDS	LG	TD
09/10	@ San Francisco	W	P	2	1	1	1.0	1	0	1	0	-	-	-	0
09/17	BUFFALO	W	P	1	1	0	0.0	1	0	0	0	-	-	-	0
09/24	NEW ORLEANS	L	P	1	1	0	0.0	1	0	0	0	-	-	-	0
10/01	@ New England	W	P	1	1	0	0.0	1	0	0	0	-	-	-	0
10/08	@ Detroit	W	P	1	1	0	0.0	1	0	0	0	-	-	-	0
10/12	PHILADELPHIA	L	P	0	0	0	0.0	0	0	0	0	-	-	-	0
10/22	@ Chicago	L	P	0	0	0	0.0	0	0	0	0	-	-	-	0
10/29	@ Tampa Bay	W	P	0	0	0	0.0	1	0	0	0	-	-	-	0
11/05	ATLANTA	W	P	1	1	0	1.0	0	0	0	0	-	-	-	0
11/13	MIAMI	W	P	0	0	0	0.0	1	0	0	0	-	-	-	0
11/26	@ New York Jets	W	P	4	3	1	1.0	0	0	1	0	-	-	-	0
12/03	@ New Orleans	L	P	0	0	0	0.0	0	0	0	0	-	-	-	0
12/10	MINNESOTA	W	P	1	0	1	0.0	1	0	0	0	-	-	-	0
12/17	GREEN BAY	W	P	1	1	0	1.0	1	0	0	0	-	-	-	0
12/24	TAMPA BAY	W	P	2	1	1	1.5	0	0	1	0	-	-	-	0
12/31	@ Atlanta	L	P	2	2	0	0.0	1	0	0	0	-	-	-	0
<b>TOTALS</b>				<b>16/0</b>	<b>17</b>	<b>13</b>	<b>4</b>	<b>5.5</b>	<b>10</b>	<b>0</b>	<b>3</b>	<b>0</b>	<b>0</b>	<b>0</b>	<b>0</b>

### POSTSEASON

01/07	@ New Orleans	L	P	0	0	0	0	0	0	0	0	-	-	-	0
<b>TOTALS</b>				<b>1/0</b>	<b>0</b>	<b>0</b>	<b>0</b>	<b>0.0</b>	<b>0</b>	<b>0</b>	<b>0</b>	<b>0</b>	<b>0</b>	<b>0</b>	<b>0</b>

## 2016 CAROLINA

Date	Opp	W/L	P/S	T	S	A	SACK	QBP	FR	FF	PD	INT	YDS	LG	TD
10/16	@ New Orleans	L	P	1	0	1	0.0	0	0	0	0	-	-	-	0
10/30	ARIZONA	W	S	0	0	0	0.0	0	0	0	0	-	-	-	0
11/06	@ Los Angeles	W	S	1	1	0	0.0	0	0	0	0	-	-	-	0
11/13	KANSAS CITY	L	S	2	2	0	0.0	0	0	0	0	-	-	-	0
11/17	NEW ORLEANS	W	S	1	1	0	0.0	0	0	0	0	-	-	-	0
11/27	@ Oakland	L	S	1	0	1	0.0	0	0	0	0	-	-	-	0
12/04	@ Seattle	L	S	2	1	1	0.5	4	0	0	0	-	-	-	0
12/11	SAN DIEGO	W	S	3	1	2	0.0	1	1	0	0	-	-	-	0
12/19	@ Washington	W	S	1	1	0	1.0	1	1	1	0	-	-	-	0
12/24	ATLANTA	L	S	0	0	0	0.0	1	0	0	0	-	-	-	0
01/01	@ Tampa Bay	L	S	1	1	0	1.0	1	0	1	0	-	-	-	0
<b>TOTALS</b>			<b>11/10</b>	<b>13</b>	<b>8</b>	<b>5</b>	<b>2.5</b>	<b>8</b>	<b>2</b>	<b>2</b>	<b>0</b>	<b>0</b>	<b>0</b>	<b>0</b>	<b>0</b>

## 2015 CAROLINA

Date	Opp	W/L	P/S	T	S	A	SACK	QBP	FR	FF	PD	INT	YDS	LG	TD
09/13	@ Jacksonville	W	P	1	1	0	0.0	2	0	0	0	-	-	-	0
09/20	HOUSTON	W	P	1	1	0	0.0	1	0	0	0	-	-	-	0
09/27	NEW ORLEANS	W	S	1	0	1	0.0	0	0	0	0	-	-	-	0
10/18	@ Seattle	W	S	3	2	1	1.0	0	0	0	0	-	-	-	0
10/25	PHILADELPHIA	W	P	0	0	0	0.0	3	0	0	0	-	-	-	0
11/02	INDIANAPOLIS	W	P	1	1	0	0.0	0	0	0	0	-	-	-	0
11/08	GREEN BAY	W	P	1	1	0	0.0	0	0	0	0	-	-	-	0
11/15	@ Tennessee	W	P	0	0	0	0.0	0	0	0	0	-	-	-	0
11/22	WASHINGTON	W						INACTIVE							
11/26	@ Dallas	W						SUSPENDED							
12/06	@ New Orleans	W						SUSPENDED							
12/13	ATLANTA	W						SUSPENDED							
12/20	@ New York Giants	W						SUSPENDED							
12/27	@ Atlanta	L						EXEMPT							
<b>TOTALS</b>			<b>8/2</b>	<b>8</b>	<b>6</b>	<b>2</b>	<b>1.0</b>	<b>6</b>	<b>0</b>	<b>0</b>	<b>0</b>	<b>0</b>	<b>0</b>	<b>0</b>	<b>0</b>

## POSTSEASON

01/17	SEATTLE	W						practice squad							
01/24	ARIZONA	W						practice squad							
02/07	@ Denver	L						practice squad							
<b>TOTALS</b>			<b>0/0</b>	<b>0</b>	<b>0</b>	<b>0</b>	<b>0.0</b>	<b>0</b>	<b>0</b>	<b>0</b>	<b>0</b>	<b>0</b>	<b>0</b>	<b>0</b>	<b>0</b>

ADMINISTRATION  
& COACHES

WES  
HOUSTON

ROOKIES

2017 IN REVIEW

RECORDS

TEAM HISTORY

REFERENCE

## 2014 CAROLINA

Date	Opp	W/L	P/S	T	S	A	SACK	QBP	FR	FF	PD	INT	YDS	LG	TD
09/07	@ Tampa Bay	W	P	0	0	0	0.0	1	0	0	0	-	-	-	0
09/14	DETROIT	W	S	0	0	0	0.0	1	0	0	0	-	-	-	0
09/21	PITTSBURGH	L	S	2	0	2	0.0	0	0	0	0	-	-	-	0
09/28	@ Baltimore	L	S	2	2	0	0.0	2	0	0	1	-	-	-	0
10/05	CHICAGO	W	S	4	4	0	1.0	0	0	0	0	-	-	-	0
10/12	@ Cincinnati	T	S	3	2	1	0.0	0	0	0	0	-	-	-	0
10/19	@ Green Bay	L	S	0	0	0	0.0	0	0	0	0	-	-	-	0
10/26	SEATTLE	L	S	4	2	2	0.0	0	0	0	0	-	-	-	0
10/30	NEW ORLEANS	L	S	3	2	1	1.0	0	0	1	0	-	-	-	0
11/10	@ Philadelphia	L	S	0	0	0	0.0	0	0	0	0	-	-	-	0
11/16	ATLANTA	L	S	2	0	2	0.0	1	0	0	0	-	-	-	0
11/30	@ Minnesota	L	S	1	1	0	0.0	0	0	0	0	-	-	-	0
12/07	@ New Orleans	W	S	2	2	0	0.0	0	0	0	0	-	-	-	0
12/14	TAMPA BAY	W	S	2	1	1	0.0	0	0	0	0	-	-	-	0
12/21	CLEVELAND	W	S	0	0	0	0.0	0	0	0	0	-	-	-	0
12/28	@ Atlanta	W	S	1	1	0	1.0	3	0	0	0	-	-	-	0
<b>TOTALS</b>				<b>16/15</b>	<b>26</b>	<b>17</b>	<b>9</b>	<b>3.0</b>	<b>8</b>	<b>0</b>	<b>1</b>	<b>1</b>	<b>0</b>	<b>0</b>	<b>0</b>

### POSTSEASON

01/03	ARIZONA	W	S	1	0	1	0.0	0	0	0	0	-	-	-	0
01/10	@ Seattle	L	S	2	2	0	0.0	1	0	1	0	-	-	-	0
<b>TOTALS</b>				<b>2/2</b>	<b>3</b>	<b>2</b>	<b>1</b>	<b>0.0</b>	<b>1</b>	<b>0</b>	<b>1</b>	<b>0</b>	<b>0</b>	<b>0</b>	<b>0</b>

## 2013 CAROLINA

Date	Opp	W/L	P/S	T	S	A	SACK	QBP	FR	FF	PD	INT	YDS	LG	TD
09/08	SEATTLE	L													
09/15	@ Buffalo	L													
09/22	NEW YORK GIANTS	W	P	0	0	0	0.0	0	0	0	0	-	-	-	0
10/06	@ Arizona	L	P	0	0	0	0.0	0	0	0	0	-	-	-	0
10/13	@ Minnesota	W	P	1	1	0	0.0	1	0	0	0	-	-	-	0
10/20	ST. LOUIS	W	P	0	0	0	0.0	0	0	0	0	-	-	-	0
10/24	@ Tampa Bay	W	P	1	1	0	0.0	0	0	0	0	-	-	-	0
11/03	ATLANTA	W													
11/10	@ San Francisco	W													
11/18	NEW ENGLAND	W	P	2	2	0	0.0	0	0	0	0	-	-	-	0
11/24	@ Miami	W	P	0	0	0	0.0	0	0	0	0	-	-	-	0
12/01	TAMPA BAY	W	P	2	2	0	2.0	0	0	0	0	-	-	-	0
12/08	@ New Orleans	L	P	1	1	0	0.0	0	0	0	0	-	-	-	0
12/15	NEW YORK JETS	W													
12/22	NEW ORLEANS	W													
12/29	@ Atlanta	W	P	1	0	1	0.0	0	0	0	0	-	-	-	0
<b>TOTALS</b>				<b>10/0</b>	<b>8</b>	<b>7</b>	<b>1</b>	<b>2.0</b>	<b>1</b>	<b>0</b>	<b>0</b>	<b>0</b>	<b>0</b>	<b>0</b>	<b>0</b>

### POSTSEASON

01/12	SAN FRANCISCO	L													
<b>TOTALS</b>				<b>0/0</b>	<b>0</b>	<b>0</b>	<b>0</b>	<b>0.0</b>	<b>0</b>	<b>0</b>	<b>0</b>	<b>0</b>	<b>0</b>	<b>0</b>	<b>0</b>

# DREW IDDINGS

DEFENSIVE TACKLE • SOUTH DAKOTA

2ND NFL SEASON  
2ND PANTHERS SEASON



Ht: 6-5 Wt: 290 • Born: March 16, 1993 • NFL Games Played/Started: 0/0 [0/0] • Acquired: FA-17

## PRO CAREER

•Joined Carolina prior to the start of the 2017 season but was injured in training camp and spent the year on injured reserve.

**TRANSACTIONS:** Signed as an undrafted free agent by Oakland (5/10/16)...Waived by Oakland (9/4/16)...Signed by New Orleans (5/15/17)...Waived by New Orleans (6/6/17)...Signed as a free agent by Carolina (7/28/17)...Waived with injury designation by Carolina (8/13/17)...Cleared waivers and placed on Carolina's injured reserve (8/14/17).

**GP/GS:** Career (0/0) [0/0]; 2017 (0/0) [0/0].

**2017:** Placed on injured reserve for 2017 season...Signed as a free agent by Carolina (7/28/17)...Waived with injury designation by Carolina (8/13/17)...Cleared waivers and placed on Carolina's injured reserve (8/14/17).

**COLLEGE:** Started 35-of-46 games played in his four seasons at South Dakota...Tallied 149 tackles (32 tackles for loss) and eight sacks...As a senior in 2015, tallied 26 tackles, two sacks, two forced fumbles and one fumble recovery...Key member of a defensive unit that ranked 31st in the nation...Played in 12 games as a junior, leading the team with three sacks, 8.5 tackles for loss and eight quarterback hurries...Started all 12 games as a sophomore in 2013, posting a career-high 51 tackles...Saw action as a reserve defensive lineman as a redshirt freshman in 2012...Redshirted as a true freshman in 2011.

**PERSONAL:** Played at Stevens High School in Rapid City, S.D.

ADMINISTRATION  
& COACHES

DREW  
IDDINGS

ROOKIES

2017 IN REVIEW

RECORDS

TEAM HISTORY

REFERENCE

# BEN JACOBS

LINEBACKER • FRESNO STATE

4TH NFL SEASON  
6TH PANTHERS SEASON



Ht: 6-4 Wt: 240 • Born: April 17, 1988 • NFL Games Played/Started: 57/0 [6/0] • Acquired: FA-16

## PRO CAREER

- Played in all 16 regular season games for Carolina and one postseason game in 2017...Recorded five tackles on special teams.
- Played in four games for Carolina in 2016, primarily on special teams...Posted one special teams tackle.
- Played in 16 regular season games for Carolina and all three postseason contests, including Super Bowl 50 vs. Denver (2/7/16) in 2015...Recorded seven tackles.
- Played in 16 regular season games with one tackle on defense and saw action in both postseason contests for Carolina in 2014...Led the team with nine special teams tackles.
- Inactive for one game for Carolina in between two stints on the practice squad in 2013.
- Spent time on the practice squads of Cleveland and Cincinnati in 2012.
- Played in five games for Cleveland in 2011 after beginning the season on the practice squad.
- Made NFL debut vs. Baltimore (12/4/11).

**TRANSACTIONS:** Signed as an undrafted rookie free agent by Cleveland (7/30/11)...Waived by Cleveland (9/4/11)...Signed to practice squad by Cleveland (9/6/11)...Signed as a free agent from practice squad by Cleveland (11/29/11)...Waived by Cleveland (8/31/12)...Signed to practice squad by Cleveland (9/2/12)...Terminated from practice squad by Cleveland (10/9/12)...Signed to practice squad by Cincinnati (11/12/12)...Terminated from practice squad by Cincinnati (11/27/12)...Signed as a free agent by Carolina (5/13/13)...Waived by Carolina (8/31/13)...Signed to practice squad by Carolina (9/1/13)...Signed as a free agent from practice squad by Carolina (10/5/13)...Waived by Carolina (10/7/13)...Signed to practice squad by Carolina (10/9/13)...Signed as a free agent by Carolina (1/14/14)...Placed on injured reserve with an injured left quadriceps by Carolina (9/3/16)...Released/injury settlement by Carolina (9/4/16)...Signed as a free agent by Carolina (12/9/16)...Signed to contract extension by Carolina (2/8/17).

**GP/GS:** Career (57/0) [6/0]; 2017 (16/0) [1/0]; 2016 (4/0); 2015 (16/0) [3/0]; 2014 (16/0) [2/0]; 2013 (0/0) [0/0]; 2011 (5/0).

**2017:** Played in all 16 regular season games for Carolina and one postseason game on special teams...Recorded five tackles on special teams...**At Tampa Bay (10/29):** Saw action on special teams...Recorded one special teams tackle...**Vs. Atlanta (11/5):** Saw action on special teams...Recorded two special teams tackles...**Vs. Minnesota (12/10):** Saw action on special teams...Recorded one special teams tackle...**At Atlanta (12/31):** Saw action on special teams...Recorded one special teams tackle.

**POSTSEASON:** **At New Orleans (1/7):** Saw action on special teams.

**COLLEGE:** Started all 52 games at Fresno State...Ended career third in school history with 387 tackles...Produced 25 tackles for loss, four sacks, one interception, nine passes defended, four forced fumbles and five fumble recoveries...Blocked seven kicks...First-team All-Western Athletic Conference choice in 2010 as a senior...Started 13 games...Led the Bulldogs in tackles for the third consecutive season with 87...First-team All-Western Athletic Conference selection as a junior in 2009...Started 13 games...Ranked first on the team with 106 tackles and second with eight tackles for loss in addition to notching one interception, two passes defended, three forced fumbles and three fumble recoveries...Tied an NCAA single-game record with three forced fumbles against Louisiana Tech...Second-team All-Western Athletic Conference choice in 2008 as a sophomore...Compiled a team-leading 113 tackles...Recorded seven tackles for loss, one sack, five passes defended, one forced fumble and one fumble recovery...As a freshman in 2007, started 13 games...Finished second on the team with 81 tackles while posting six tackles for loss, two sacks, one pass defended and one fumble recovery...Redshirted as a true freshman in 2006.

**PERSONAL:** Attended Silverado High School in Las Vegas, Nev.

ADMINISTRATION  
& COACHES

BEN  
JACOBS

ROOKIES

2017 IN REVIEW

RECORDS

TEAM HISTORY

REFERENCE

## BEN JACOBS CAREER STATISTICS

Year	Team	GP/GS	Tot	T	A	Sack	Yds	INT	Yds	Lg	TD	PD	FF	FR	Yds	TD
2011	Cleveland	5/0	0	0	0	0.0	0.0	0	0	0	0	0	0	0	0	0
2013	Carolina	0/0	0	0	0	0.0	0.0	0	0	0	0	0	0	0	0	0
2014	Carolina	16/0	1	1	0	0.0	0.0	0	0	0	0	0	0	0	0	0
2015	Carolina	16/0	7	6	1	0.0	0.0	0	0	0	0	0	0	0	0	0
2016	Carolina	4/0	0	0	0	0.0	0.0	0	0	0	0	0	0	0	0	0
2017	Carolina	16/0	0	0	0	0.0	0.0	0	0	0	0	0	0	0	0	0
<b>Totals</b>		<b>57/0</b>	<b>8</b>	<b>7</b>	<b>1</b>	<b>0.0</b>	<b>0.0</b>	<b>0</b>	<b>0</b>	<b>0</b>	<b>0</b>	<b>0</b>	<b>0</b>	<b>0</b>	<b>0</b>	<b>0</b>

### POSTSEASON

Year	Team	GP/GS	Tot	T	A	Sack	Yds	INT	Yds	Lg	TD	PD	FF	FR	Yds	TD
2014	Carolina	2/0	0	0	0	0.0	0.0	0	0	0	0	0	0	0	0	0
2015	Carolina	3/0	0	0	0	0.0	0.0	0	0	0	0	0	0	0	0	0
2017	Carolina	1/0	0	0	0	0.0	0.0	0	0	0	0	0	0	0	0	0
<b>Totals</b>		<b>6/0</b>	<b>0</b>	<b>0</b>	<b>0</b>	<b>0.0</b>	<b>0.0</b>	<b>0</b>	<b>0</b>	<b>0</b>	<b>0</b>	<b>0</b>	<b>0</b>	<b>0</b>	<b>0</b>	<b>0</b>

### ADDITIONAL STATISTICS

**SPECIAL TEAMS TACKLES:** 2014 (9); 2015 (8); 2015 Postseason (2); 2016 (1); 2017 (5).

## BEN JACOBS GAME-BY-GAME

### 2017 CAROLINA

Date	Opp	W/L	P/S	T	S	A	SACK	QBP	FR	FF	PD	INT	YDS	LG	TD
09/10	@ San Francisco	W	P	0	0	0	0.0	0	0	0	0	0	-	-	0
09/17	BUFFALO	W	P	0	0	0	0.0	0	0	0	0	0	-	-	0
09/24	NEW ORLEANS	L	P	0	0	0	0.0	0	0	0	0	0	-	-	0
10/01	@ New England	W	P	0	0	0	0.0	0	0	0	0	0	-	-	0
10/08	@ Detroit	W	P	0	0	0	0.0	0	0	0	0	0	-	-	0
10/12	PHILADELPHIA	L	P	0	0	0	0.0	0	0	0	0	0	-	-	0
10/22	@ Chicago	L	P	0	0	0	0.0	0	0	0	0	0	-	-	0
10/29	@ Tampa Bay	W	P	0	0	0	0.0	0	0	0	0	0	-	-	0
11/05	ATLANTA	W	P	0	0	0	0.0	0	0	0	0	0	-	-	0
11/13	MIAMI	W	P	0	0	0	0.0	0	0	0	0	0	-	-	0
11/26	@ New York Jets	W	P	0	0	0	0.0	0	0	0	0	0	-	-	0
12/03	@ New Orleans	L	P	0	0	0	0.0	0	0	0	0	0	-	-	0
12/10	MINNESOTA	W	P	0	0	0	0.0	0	0	0	0	0	-	-	0
12/17	GREEN BAY	W	P	0	0	0	0.0	0	0	0	0	0	-	-	0
12/24	TAMPA BAY	W	P	0	0	0	0.0	0	0	0	0	0	-	-	0
12/31	@ Atlanta	L	P	0	0	0	0.0	0	0	0	0	0	-	-	0
<b>TOTALS</b>				<b>16/0</b>	<b>0</b>	<b>0</b>	<b>0</b>	<b>0.0</b>	<b>0</b>	<b>0</b>	<b>0</b>	<b>0</b>	<b>0</b>	<b>0</b>	<b>0</b>

### POSTSEASON

01/07	@ New Orleans	L	P	0	0	0	0	0	0	0	0	0	-	-	0
<b>TOTALS</b>				<b>1/0</b>	<b>0</b>	<b>0</b>	<b>0</b>	<b>0.0</b>	<b>0</b>	<b>0</b>	<b>0</b>	<b>0</b>	<b>0</b>	<b>0</b>	<b>0</b>

## 2016 CAROLINA

Date	Opp	W/L	P/S	T	S	A	SACK	QBP	FR	FF	PD	INT	YDS	LG	TD
12/11	SAN DIEGO	W	P	0	0	0	0.0	0	0	0	0	-	-	-	0
12/19	@ Washington	W	P	0	0	0	0.0	0	0	0	0	-	-	-	0
12/24	ATLANTA	L	P	0	0	0	0.0	0	0	0	0	-	-	-	0
01/01	@ Tampa Bay	L	P	0	0	0	0.0	0	0	0	0	-	-	-	0
<b>TOTALS</b>				<b>4/0</b>	<b>0</b>	<b>0</b>	<b>0</b>	<b>0</b>	<b>0</b>	<b>0</b>	<b>0</b>	<b>0</b>	<b>0</b>	<b>0</b>	<b>0</b>

## 2015 CAROLINA

Date	Opp	W/L	P/S	T	S	A	SACK	QBP	FR	FF	PD	INT	YDS	LG	TD
09/13	@ Jacksonville	W	P	0	0	0	0.0	0	0	0	0	-	-	-	0
09/20	HOUSTON	W	P	0	0	0	0.0	0	0	0	0	-	-	-	0
09/27	NEW ORLEANS	W	P	0	0	0	0.0	0	0	0	0	-	-	-	0
10/04	@ Tampa Bay	W	P	0	0	0	0.0	0	0	0	0	-	-	-	0
10/18	@ Seattle	W	P	0	0	0	0.0	0	0	0	0	-	-	-	0
10/25	PHILADELPHIA	W	P	0	0	0	0.0	0	0	0	0	-	-	-	0
11/02	INDIANAPOLIS	W	P	0	0	0	0.0	0	0	0	0	-	-	-	0
11/08	GREEN BAY	W	P	0	0	0	0.0	0	0	0	0	-	-	-	0
11/15	@ Tennessee	W	P	0	0	0	0.0	0	0	0	0	-	-	-	0
11/22	WASHINGTON	W	P	0	0	0	0.0	0	0	0	0	-	-	-	0
11/26	@ Dallas	W	P	0	0	0	0.0	0	0	0	0	-	-	-	0
12/06	@ New Orleans	W	P	0	0	0	0.0	0	0	0	0	-	-	-	0
12/13	ATLANTA	W	P	3	3	0	0.0	0	0	0	0	-	-	-	0
12/20	@ New York Giants	W	P	0	0	0	0.0	0	0	0	0	-	-	-	0
12/27	@ Atlanta	L	P	0	0	0	0.0	0	0	0	0	-	-	-	0
01/03	TAMPA BAY	W	P	4	3	1	0.0	0	0	0	0	-	-	-	0
<b>TOTALS</b>				<b>16/0</b>	<b>7</b>	<b>6</b>	<b>1</b>	<b>0.0</b>	<b>0</b>	<b>0</b>	<b>0</b>	<b>0</b>	<b>0</b>	<b>0</b>	<b>0</b>

## POSTSEASON

01/17	SEATTLE	W	P	0	0	0	0.0	0	0	0	0	-	-	-	0
01/24	ARIZONA	W	P	0	0	0	0.0	0	0	0	0	-	-	-	0
02/07	@ Denver	L	P	0	0	0	0.0	0	0	0	0	-	-	-	0
<b>TOTALS</b>				<b>3/0</b>	<b>0</b>	<b>0</b>	<b>0</b>	<b>0.0</b>	<b>0</b>	<b>0</b>	<b>0</b>	<b>0</b>	<b>0</b>	<b>0</b>	<b>0</b>

## 2014 CAROLINA

Date	Opp	W/L	P/S	T	S	A	SACK	QBP	FR	FF	PD	INT	YDS	LG	TD
09/07	@ Tampa Bay	W	P	0	0	0	0.0	0	0	0	0	-	-	-	0
09/14	DETROIT	W	P	0	0	0	0.0	0	0	0	0	-	-	-	0
09/21	PITTSBURGH	L	P	0	0	0	0.0	0	0	0	0	-	-	-	0
09/28	@ Baltimore	L	P	0	0	0	0.0	0	0	0	0	-	-	-	0
10/05	CHICAGO	W	P	0	0	0	0.0	0	0	0	0	-	-	-	0
10/12	@ Cincinnati	T	P	0	0	0	0.0	0	0	0	0	-	-	-	0
10/19	@ Green Bay	L	P	0	0	0	0.0	0	0	0	0	-	-	-	0
10/26	SEATTLE	L	P	0	0	0	0.0	0	0	0	0	-	-	-	0
10/30	NEW ORLEANS	L	P	0	0	0	0.0	0	0	0	0	-	-	-	0
11/10	@ Philadelphia	L	P	0	0	0	0.0	0	0	0	0	-	-	-	0
11/16	ATLANTA	L	P	0	0	0	0.0	0	0	0	0	-	-	-	0
11/30	@ Minnesota	L	P	0	0	0	0.0	0	0	0	0	-	-	-	0
12/07	@ New Orleans	W	P	1	1	0	0.0	0	0	0	0	-	-	-	0
12/14	TAMPA BAY	W	P	0	0	0	0.0	0	0	0	0	-	-	-	0
12/21	CLEVELAND	W	P	0	0	0	0.0	0	0	0	0	-	-	-	0
12/28	@ Atlanta	W	P	0	0	0	0.0	0	0	0	0	-	-	-	0
<b>TOTALS</b>				<b>16/0</b>	<b>1</b>	<b>1</b>	<b>0</b>	<b>0.0</b>	<b>0</b>	<b>0</b>	<b>0</b>	<b>0</b>	<b>0</b>	<b>0</b>	<b>0</b>

## POSTSEASON

01/03	ARIZONA	W	P	0	0	0	0.0	0	0	0	0	-	-	-	0
01/10	@ Seattle	L	P	0	0	0	0.0	0	0	0	0	-	-	-	0
<b>TOTALS</b>				<b>2/0</b>	<b>0</b>	<b>0</b>	<b>0</b>	<b>0.0</b>	<b>0</b>	<b>0</b>	<b>0</b>	<b>0</b>	<b>0</b>	<b>0</b>	<b>0</b>



## 2013 CAROLINA

Date	Opp	W/L	P/S	T	S	A	SACK	QBP	FR	FF	PD	INT	YDS	LG	TD
09/08	SEATTLE	L							practice squad						
09/15	@ Buffalo	L							practice squad						
09/22	NEW YORK GIANTS	W							practice squad						
10/06	@ Arizona	L							INACTIVE						
10/13	@ Minnesota	W							practice squad						
10/20	ST. LOUIS	W							practice squad						
10/24	@ Tampa Bay	W							practice squad						
11/03	ATLANTA	W							practice squad						
11/10	@ San Francisco	W							practice squad						
11/18	NEW ENGLAND	W							practice squad						
11/24	@ Miami	W							practice squad						
12/01	TAMPA BAY	W							practice squad						
12/08	@ New Orleans	L							practice squad						
12/15	NEW YORK JETS	W							practice squad						
12/22	NEW ORLEANS	W							practice squad						
12/29	@ Atlanta	W							practice squad						
<b>TOTALS</b>			0/0	0	0	0	0.0	0	0	0	0	0	0	0	0

### POSTSEASON

01/12	SAN FRANCISCO	L							practice squad						
<b>TOTALS</b>			0/0	0	0	0	0.0	0	0	0	0	0	0	0	0

## 2011 CLEVELAND

Date	Opp	W/L	P/S	T	S	A	SACK	QBP	FR	FF	PD	INT	YDS	LG	TD
09/11	CINCINNATI	L							practice squad						
09/18	@ Indianapolis	W							practice squad						
09/25	MIAMI	W							practice squad						
10/02	TENNESSEE	L							practice squad						
10/16	@ Oakland	L							practice squad						
10/23	SEATTLE	W							practice squad						
10/30	@ San Francisco	L							practice squad						
11/06	@ Houston	L							practice squad						
11/13	ST. LOUIS	L							practice squad						
11/20	JACKSONVILLE	W							practice squad						
11/27	@ Cincinnati	L							practice squad						
12/04	BALTIMORE	L	P	0	0	0	0.0	0	0	0	0	-	-	-	0
12/08	@ Pittsburgh	L	P	0	0	0	0.0	0	0	0	0	-	-	-	0
12/18	@ Arizona	L	P	0	0	0	0.0	0	0	0	0	-	-	-	0
12/24	@ Baltimore	L	P	0	0	0	0.0	0	0	0	0	-	-	-	0
01/01	PITTSBURGH	L	P	0	0	0	0.0	0	0	0	0	-	-	-	0
<b>TOTALS</b>			5/0	0	0	0	0.0	0	0	0	0	0	0	0	0

# J.J. JANSEN


LONG SNAPPER • NOTRE DAME

11TH NFL SEASON  
10TH PANTHERS SEASON



PRO BOWLS: 1  
2013

Ht: 6-2 • Wt: 235 • Born: January 20, 1986 • NFL Games Played/Started: 144/0 [7/0] • Acquired: TR-09 (GB)



## FRANCHISE RANKINGS

• 144 regular season games played are the most by a long snapper in franchise history and tied for eighth-most among all-time Panthers.

## HONORS

• Pro Bowl (2013)

## PRO CAREER

• Played in all 16 games for Carolina in 2017...Recorded one special teams tackle...Helped kicker Graham Gano connect on 29-of-30 field goal attempts to lead the NFL in field goal accuracy and set Panthers single-season record for field goal percentage of 96.7 percent.

• Contributed to the Michael Palardy's franchise-record 42.4 net punting average, set in 2017.

• Played in all 16 games in 2016...Recorded career-high four special teams tackles...Helped kicker Graham Gano convert 30-of-38 field goal attempts and 31-of-34 extra points for a team-high 121 points.

• Snapped to three different Carolina players back to punt in 2016: Andy Lee (36 punts - 49.1-yard gross avg.), Michael Palardy (36 - 49.1) and Graham Gano (4 - 45.0).

• In 2015, appeared in all 16 regular season games and three postseason contests including Super Bowl 50 for Carolina...Helped kicker Graham Gano connect on 56-of-59 of his extra point opportunities and 30-of-36 field goal attempts for a franchise-record 146 points...Contributed to punter Brad Nortman's 45.3-yard gross average.

• Served as long snapper in all 16 regular season games and both postseason contests for Carolina in 2014...Helped kicker Graham Gano connect on all 34 of his extra point opportunities and 29-of-35 field goal attempts for a team-leading 121 points...Contributed to punter Brad Nortman's 44.9-yard gross average...Logged two special teams tackles.

• Selected to his first career Pro Bowl in 2013...Successful on all 139 snaps...Helped kicker Graham Gano convert 24-of-27 field goal attempts, including a franchise record six made field goals of 50 yards or more...Contributed to punter Brad Nortman setting team records with a 47.8-yard gross average and 41.6-yard net average.

• Served as long snapper in 16 games for Carolina in 2012...Helped kickers Justin Medlock and Graham Gano connect on 43-of-44 PAT and 16-of-21 FG attempts.

• Served as long snapper in 16 games for Carolina in 2011...Helped kicker Olindo Mare connect on 44-of-45

extra point opportunities – the third-most successful PATs and PAT tries in team history.

• Saw action in all 16 games as long snapper in 2010...Snapped 95 punts, equaling the third-highest single-season total in team history.

• Appeared in all 16 games for Carolina in 2009...Helped kicker John Kasay convert 31-of-32 extra point opportunities and 22-of-27 field goal attempts...Contributed to punter Jason Baker's 44.1-yard gross average on 76 punts.

• Spent the 2008 season on the Green Bay Packers injured reserve with a knee injury suffered during the preseason.

**TRANSACTIONS:** Signed as an undrafted rookie free agent by Green Bay (5/2/08)...Placed on injured reserve by Green Bay with an injured left knee (8/31/08)...Traded by Green Bay to Carolina in exchange for a 2011 conditional draft choice (4/13/09)...Signed to contract extension by Carolina (2/8/12)...Signed to contract extension by Carolina (2/17/16).

**GP/GS:** Career (144/0) [7/0]; 2017 (16/0) [1/0]; 2016 (16/0); 2015 (16/0) [3/0]; 2014 (16/0) [2/0]; 2013 (16/0) [1/0]; 2012 (16/0); 2011 (16/0); 2010 (16/0) [0/0]; 2009 (16/0); 2008 (1R).

**2017:** Served as long snapper on all punts and placekicks in all 16 games for Carolina...Helped kicker Graham Gano connect on 29-of-30 field goal attempts to lead the NFL in field goal accuracy and set the Panthers single-season record for field goal percentage of 96.7 percent...Contributed to Michael Palardy's franchise-record 42.4 net punting average...Notched one special teams tackle...**At New England (10/1):** Saw action on special teams...Served as long snapper on punts and placekicks...Sent perfect snap on game-winning 48-yard field goal as time expired...**VS. Minnesota (12/10):** Saw action on special teams...Served as long snapper on punts and placekicks...Tallied first special teams tackle of the season.

**POSTSEASON: At New Orleans (1/7):** Saw action on special teams...Served as long snapper on punts and placekicks.

**COLLEGE:** Played in 32 games at Notre Dame...Was the Fighting Irish's long snapper...Recorded eight special teams tackles...Served as the long snapper on field goals and punts in all 12 games as a senior in 2007...Worked with two different punters and right-footed and left-footed place-kickers with each having his own holder.

## ADDITIONAL STATISTICS

**SPECIAL TEAMS TACKLES:** 2010 (2); 2011 (2); 2013 (3); 2014 (2); 2015 (1); 2016 (4); 2017 (1).

# COLIN JONES

SAFETY • TCU

8TH NFL SEASON  
7TH PANTHERS SEASON



# 42

Ht: 6-0 Wt: 205 • Born: October 27, 1987 • NFL Games Played/Started: 105/13 [9/1] • Acquired: TR-12 (SF)

## PRO CAREER

- Played in 16 games with seven starts for Carolina in 2017...Recorded a career-best 21 tackles, four special team tackles and one interception.
- Notched first start of 2017 and set a career-high six tackles at Detroit (10/8/17).
- Played in 14 games with one start for Carolina in 2016 and tallied two tackles...Tied for third on the team with six special teams tackles.
- Played in 15 games with three starts and saw action in all postseason contests for Carolina in 2015, including Super Bowl 50 vs. Denver (2/7/16)...Tied for third on team with 11 special teams tackles.
- Contributed to a Carolina defensive unit in 2015 that finished in the top 10 in the NFL in total defense for the fourth consecutive year, ranking sixth.
- Recorded first career interception vs. Philadelphia (10/25/15).
- Posted a career-high six tackles at Dallas (11/26/15).
- Contributed to defensive unit that ranked 10th in the NFL in total defense in 2014...Posted 20 tackles, one sack, one forced fumble and four passes defended in 16 games with two starts.
- Part of Panthers defense that set an NFL postseason record low allowing 78 total net yards vs. Arizona (1/3/15).
- Victimized Saints quarterback Drew Brees for first career sack (10/30/14), dropping him for a six-yard loss.
- Started first NFL game vs. Seattle (10/26/14).
- Played in 16 games for Carolina in 2013, primarily on special teams...Tied for the team lead with 10 special teams tackles.
- In 15 games with Carolina in 2012, finished third on the team with 11 special teams tackles.
- Tallied eight special teams tackles in 13 regular season games for San Francisco in 2011...Saw action in two postseason games...Accounted for three tackles and one fumble recovery on special teams.

**TRANSACTIONS:** Selected in the sixth round (190th overall) of the 2011 NFL Draft by San Francisco (4/30/11)...Waived by San Francisco (9/13/11)...Signed to practice squad by San Francisco (9/15/11)...Signed as a free agent from practice squad by San Francisco (10/4/11)...Traded by San Francisco to Carolina in exchange for a 2014 seventh-round draft choice (8/31/12)...Signed to contract extension by Carolina (6/18/14)...Signed to contract extension by Carolina (3/7/17).

**GP/GS:** Career (105/13) [9/1]; 2017 (16/7) [1/0]; 2016 (14/1); 2015 (15/3) [3/0]; 2014 (16/2) [2/1]; 2013 (16/0) [1/0]; 2012 (15/0); 2011 (13/0) [2/0].

**2017:** Played in 16 games with seven starts...Recorded 21 tackles and four special teams tackles...**At San Francisco (9/10):** Saw action on special teams...Recorded two special teams tackles...**At Detroit (10/8):** Started at safety in place of an injured Kurt Coleman...Set single-game career-high six tackles...One pass defense...**Vs. Minnesota (12/10):** Started at defensive back in place of an injured linebacker Shaq Thompson...Recorded three tackles...**Vs. Green Bay (12/17):** Started as a defensive back in the nickel package...Recorded four tackles, one interception and one pass defense...Notched second career interception and first of the season on the Packers first drive of the second half...**Vs. Tampa Bay (12/24):** Started as a fifth defensive back...Tallied three tackles...**At Atlanta (12/31):** Started as a fifth defensive back and recorded three tackles.

**POSTSEASON: At New Orleans (1/7):** Saw action as a reserve safety and on special teams.

**COLLEGE:** Played in 45 games with 17 starts at Texas Christian...Totaled 124 tackles, four sacks, two interceptions – including one returned for a touchdown, eight passes defended and one fumble recovery...Second-team All-Mountain West Conference choice as a senior in 2010...Played in 13 games with 12 starts...Ranked second on the team with 80 tackles...Notched 26 tackles, one interception and two passes defended as a junior in 2009 despite dealing with a hamstring injury...Played in 13 games, primarily on special teams as a sophomore in 2008...Played in 12 games as a freshman in 2007...Redshirted as a true freshman in 2006.

**PERSONAL:** Attended Bridgeport (Texas) High School...Majored in communications with a minor in English at TCU.

ADMINISTRATION  
& COACHES

COLIN  
JONES

ROOKIES

2017 IN REVIEW

RECORDS

TEAM HISTORY

REFERENCE

## COLIN JONES CAREER STATISTICS

Year	Team	GP/GS	Tot	T	A	Sack	Yds	INT	Yds	Lg	TD	PD	FF	FR	Yds	TD
2011	San Francisco	13/0	0	0	0	0.0	0.0	0	0	0	0	0	0	0	0	0
2012	Carolina	15/0	3	2	1	0.0	0.0	0	0	0	0	0	0	0	0	0
2013	Carolina	16/0	1	1	0	0.0	0.0	0	0	0	0	0	0	0	0	0
2014	Carolina	16/2	20	19	1	1.0	6.0	0	0	0	0	4	1	0	0	0
2015	Carolina	15/3	17	14	3	0.0	0.0	1	0	0	0	0	0	0	0	0
2016	Carolina	14/1	2	1	1	0.0	0.0	0	0	0	0	0	0	0	0	0
2017	Carolina	16/7	21	14	7	0.0	0.0	1	10	10	0	2	0	0	0	0
<b>Totals</b>		<b>105/13</b>	<b>64</b>	<b>51</b>	<b>13</b>	<b>1.0</b>	<b>6.0</b>	<b>2</b>	<b>10</b>	<b>10</b>	<b>0</b>	<b>6</b>	<b>1</b>	<b>0</b>	<b>0</b>	<b>0</b>

### POSTSEASON

Year	Team	GP/GS	Tot	T	A	Sack	Yds	INT	Yds	Lg	TD	PD	FF	FR	Yds	TD
2011	San Francisco	2/0	0	0	0	0.0	0.0	0	0	0	0	0	0	0	0	0
2013	Carolina	1/0	0	0	0	0.0	0.0	0	0	0	0	0	0	0	0	0
2014	Carolina	2/1	8	7	1	0.0	0.0	0	0	0	0	0	0	0	0	0
2015	Carolina	3/0	0	0	0	0.0	0.0	0	0	0	0	0	0	0	0	0
2017	Carolina	1/0	0	0	0	0.0	0.0	0	0	0	0	0	0	0	0	0
<b>Totals</b>		<b>9/1</b>	<b>8</b>	<b>7</b>	<b>1</b>	<b>0.0</b>	<b>0.0</b>	<b>0</b>	<b>0</b>	<b>0</b>	<b>0</b>	<b>0</b>	<b>0</b>	<b>0</b>	<b>0</b>	<b>0</b>

### SINGLE-GAME CAREER HIGHS

<b>TACKLES</b>	6	at Detroit (10/8/17)
<b>INTERCEPTIONS</b>	1	2x, last vs. Green Bay (12/17/17)
<b>FORCED FUMBLES</b>	1	at Tampa Bay (12/14/14)
<b>PASSES DEFENSED</b>	1	at Tampa Bay (12/14/14)

### ADDITIONAL STATISTICS

**SPECIAL TEAMS TACKLES:** 2011 (8); 2011 Postseason (3); 2012 (11); 2013 (10); 2014 (4); 2015 (11); 2015 Postseason (1); 2016 (6); 2017 (4).

## COLIN JONES GAME-BY-GAME

### 2017 CAROLINA

Date	Opp	W/L	P/S	T	S	A	SACK	QBP	FR	FF	PD	INT	YDS	LG	TD
09/10	@ San Francisco	W	P	0	0	0	0.0	0	0	0	0	-	-	-	0
09/17	BUFFALO	W	P	0	0	0	0.0	0	0	0	0	-	-	-	0
09/24	NEW ORLEANS	L	P	0	0	0	0.0	0	0	0	0	-	-	-	0
10/01	@ New England	W	P	0	0	0	0.0	0	0	0	0	-	-	-	0
10/08	@ Detroit	W	S	6	6	0	0.0	0	0	0	1	-	-	-	0
10/12	PHILADELPHIA	L	S	1	1	0	0.0	0	0	0	0	-	-	-	0
10/22	@ Chicago	L	S	1	0	1	0.0	0	0	0	0	-	-	-	0
10/29	@ Tampa Bay	W	P	0	0	0	0.0	0	0	0	0	-	-	-	0
11/05	ATLANTA	W	P	0	0	0	0.0	0	0	0	0	-	-	-	0
11/13	MIAMI	W	P	0	0	0	0.0	0	0	0	0	-	-	-	0
11/26	@ New York Jets	W	P	0	0	0	0.0	0	0	0	0	-	-	-	0
12/03	@ New Orleans	L	P	0	0	0	0.0	0	0	0	0	-	-	-	0
12/10	MINNESOTA	W	S	3	1	2	0.0	0	0	0	0	-	-	-	0
12/17	GREEN BAY	W	S	4	2	2	0.0	0	0	0	1	1	10	10	0
12/24	TAMPA BAY	W	S	3	2	1	0.0	0	0	0	0	-	-	-	0
12/31	@ Atlanta	L	S	3	2	1	0.0	0	0	0	0	-	-	-	0
<b>TOTALS</b>			<b>16/7</b>	<b>21</b>	<b>14</b>	<b>7</b>	<b>0.0</b>	<b>0</b>	<b>0</b>	<b>0</b>	<b>2</b>	<b>1</b>	<b>10</b>	<b>10</b>	<b>0</b>

### POSTSEASON

01/07	@ New Orleans	L	P	0	0	0	0	0	0	0	0	-	-	-	0
<b>TOTALS</b>			<b>1/0</b>	<b>0</b>	<b>0</b>	<b>0</b>	<b>0.0</b>	<b>0</b>	<b>0</b>	<b>0</b>	<b>0</b>	<b>0</b>	<b>0</b>	<b>0</b>	<b>0</b>

## 2016 CAROLINA

Date	Opp	W/L	P/S	T	S	A	SACK	QBP	FR	FF	PD	INT	YDS	LG	TD
09/08	@ Denver	L	P	0	0	0	0.0	0	0	0	0	-	-	-	0
09/18	SAN FRANCISCO	W	P	0	0	0	0.0	0	0	0	0	-	-	-	0
09/25	MINNESOTA	L	P	0	0	0	0.0	0	0	0	0	-	-	-	0
10/02	@ Atlanta	L	S	2	1	1	0.0	0	0	0	0	-	-	-	0
10/10	TAMPA BAY	L	P	0	0	0	0.0	0	0	0	0	-	-	-	0
10/16	@ New Orleans	L	P	0	0	0	0.0	0	0	0	0	-	-	-	0
10/30	ARIZONA	W	P	0	0	0	0.0	0	0	0	0	-	-	-	0
11/06	@ Los Angeles	W	P	0	0	0	0.0	0	0	0	0	-	-	-	0
11/13	KANSAS CITY	L					INACTIVE - CONCUSSION								
11/17	NEW ORLEANS	W					INACTIVE - CONCUSSION								
11/27	@ Oakland	L	P	0	0	0	0.0	0	0	0	0	-	-	-	0
12/04	@ Seattle	L	P	0	0	0	0.0	0	0	0	0	-	-	-	0
12/11	SAN DIEGO	W	P	0	0	0	0.0	0	0	0	0	-	-	-	0
12/19	@ Washington	W	P	0	0	0	0.0	0	0	0	0	-	-	-	0
12/24	ATLANTA	L	P	0	0	0	0.0	0	0	0	0	-	-	-	0
01/01	@ Tampa Bay	L	P	0	0	0	0.0	0	0	0	0	-	-	-	0
<b>TOTALS</b>			<b>14/1</b>	<b>2</b>	<b>1</b>	<b>1</b>	<b>0.0</b>	<b>0</b>	<b>0</b>	<b>0</b>	<b>0</b>	<b>0</b>	<b>0</b>	<b>0</b>	<b>0</b>

## 2015 CAROLINA

Date	Opp	W/L	P/S	T	S	A	SACK	QBP	FR	FF	PD	INT	YDS	LG	TD
09/13	@ Jacksonville	W	P	0	0	0	0.0	0	0	0	0	-	-	-	0
09/20	HOUSTON	W	P	0	0	0	0.0	0	0	0	0	-	-	-	0
09/27	NEW ORLEANS	W	P	0	0	0	0.0	0	0	0	0	-	-	-	0
10/04	@ Tampa Bay	W	P	4	3	1	0.0	0	0	0	0	-	-	-	0
10/18	@ Seattle	W	P	0	0	0	0.0	0	0	0	0	-	-	-	0
10/25	PHILADELPHIA	W	S	1	1	0	0.0	0	0	0	0	1	0	0	0
11/02	INDIANAPOLIS	W	P	0	0	0	0.0	0	0	0	0	-	-	-	0
11/08	GREEN BAY	W	P	0	0	0	0.0	0	0	0	0	-	-	-	0
11/15	@ Tennessee	W	P	0	0	0	0.0	0	0	0	0	-	-	-	0
11/22	WASHINGTON	W	S	4	3	1	0.0	0	0	0	0	-	-	-	0
11/26	@ Dallas	W	P	6	6	0	0.0	1	0	0	0	-	-	-	0
12/06	@ New Orleans	W	S	2	1	1	0.0	0	0	0	0	-	-	-	0
12/13	ATLANTA	W	P	0	0	0	0.0	0	0	0	0	-	-	-	0
12/20	@ New York Giants	W					INACTIVE - GROIN								
12/27	@ Atlanta	L	P	0	0	0	0.0	0	0	0	0	-	-	-	0
01/03	TAMPA BAY	W	P	0	0	0	0.0	0	0	0	0	-	-	-	0
<b>TOTALS</b>			<b>15/3</b>	<b>17</b>	<b>14</b>	<b>3</b>	<b>0.0</b>	<b>1</b>	<b>0</b>	<b>0</b>	<b>0</b>	<b>1</b>	<b>0</b>	<b>0</b>	<b>0</b>

## POSTSEASON

01/17	SEATTLE	W	P	0	0	0	0.0	0	0	0	0	-	-	-	0
01/24	ARIZONA	W	P	0	0	0	0.0	0	0	0	0	-	-	-	0
02/07	@ Denver	L	P	0	0	0	0.0	0	0	0	0	-	-	-	0
<b>TOTALS</b>			<b>3/0</b>	<b>0</b>	<b>0</b>	<b>0</b>	<b>0.0</b>	<b>0</b>	<b>0</b>	<b>0</b>	<b>0</b>	<b>0</b>	<b>0</b>	<b>0</b>	<b>0</b>

ADMINISTRATION  
& COACHES

COLIN  
JONES

ROOKIES

2017 IN REVIEW

RECORDS

TEAM HISTORY

REFERENCE

## 2014 CAROLINA

Date	Opp	W/L	P/S	T	S	A	SACK	QBP	FR	FF	PD	INT	YDS	LG	TD	
09/07	@ Tampa Bay	W	P	0	0	0	0.0	0	0	0	0	-	-	-	0	
09/14	DETROIT	W	P	0	0	0	0.0	0	0	0	0	-	-	-	0	
09/21	PITTSBURGH	L	P	0	0	0	0.0	0	0	0	0	-	-	-	0	
09/28	@ Baltimore	L	P	0	0	0	0.0	0	0	0	0	-	-	-	0	
10/05	CHICAGO	W	P	0	0	0	0.0	0	0	0	0	-	-	-	0	
10/12	@ Cincinnati	T	P	0	0	0	0.0	0	0	0	0	-	-	-	0	
10/19	@ Green Bay	L	P	0	0	0	0.0	0	0	0	0	-	-	-	0	
10/26	SEATTLE	L	S	2	1	1	0.0	0	0	0	0	-	-	-	0	
10/30	NEW ORLEANS	L	P	3	3	0	1.0	0	0	0	0	-	-	-	0	
11/10	@ Philadelphia	L	S	2	2	0	0.0	0	0	0	1	-	-	-	0	
11/16	ATLANTA	L	P	2	2	0	0.0	0	0	0	1	-	-	-	0	
11/30	@ Minnesota	L	P	0	0	0	0.0	0	0	0	0	-	-	-	0	
12/07	@ New Orleans	W	P	4	4	0	0.0	0	0	0	0	-	-	-	0	
12/14	TAMPA BAY	W	P	1	1	0	0.0	0	0	1	2	-	-	-	0	
12/21	CLEVELAND	W	P	3	3	0	0.0	0	0	0	0	-	-	-	0	
12/28	@ Atlanta	W	P	3	3	0	0.0	0	0	0	0	-	-	-	0	
<b>TOTALS</b>				<b>16/2</b>	<b>20</b>	<b>19</b>	<b>1</b>	<b>1.0</b>	<b>0</b>	<b>0</b>	<b>1</b>	<b>4</b>	<b>0</b>	<b>0</b>	<b>0</b>	<b>0</b>

### POSTSEASON

01/03	ARIZONA	W	P	5	5	0	0.0	0	0	0	0	-	-	-	0	
01/10	@ Seattle	L	S	3	2	1	0.0	0	0	0	0	-	-	-	0	
<b>TOTALS</b>				<b>2/1</b>	<b>8</b>	<b>7</b>	<b>1</b>	<b>0.0</b>	<b>0</b>	<b>0</b>	<b>0</b>	<b>0</b>	<b>0</b>	<b>0</b>	<b>0</b>	<b>0</b>

## 2013 CAROLINA

Date	Opp	W/L	P/S	T	S	A	SACK	QBP	FR	FF	PD	INT	YDS	LG	TD	
09/08	SEATTLE	L	P	0	0	0	0.0	0	0	0	0	-	-	-	0	
09/15	@ Buffalo	L	P	1	1	0	0.0	0	0	0	0	-	-	-	0	
09/22	NEW YORK GIANTS	W	P	0	0	0	0.0	0	0	0	0	-	-	-	0	
10/06	@ Arizona	L	P	0	0	0	0.0	0	0	0	0	-	-	-	0	
10/13	@ Minnesota	W	P	0	0	0	0.0	0	0	0	0	-	-	-	0	
10/20	ST. LOUIS	W	P	0	0	0	0.0	0	0	0	0	-	-	-	0	
10/24	@ Tampa Bay	W	P	0	0	0	0.0	0	0	0	0	-	-	-	0	
11/03	ATLANTA	W	P	0	0	0	0.0	0	0	0	0	-	-	-	0	
11/10	@ San Francisco	W	P	0	0	0	0.0	0	0	0	0	-	-	-	0	
11/18	NEW ENGLAND	W	P	0	0	0	0.0	0	0	0	0	-	-	-	0	
11/24	@ Miami	W	P	0	0	0	0.0	0	0	0	0	-	-	-	0	
12/01	TAMPA BAY	W	P	0	0	0	0.0	0	0	0	0	-	-	-	0	
12/08	@ New Orleans	L	P	0	0	0	0.0	0	0	0	0	-	-	-	0	
12/15	NEW YORK JETS	W	P	0	0	0	0.0	0	0	0	0	-	-	-	0	
12/22	NEW ORLEANS	W	P	0	0	0	0.0	0	0	0	0	-	-	-	0	
12/29	@ Atlanta	W	P	0	0	0	0.0	0	0	0	0	-	-	-	0	
<b>TOTALS</b>				<b>16/0</b>	<b>1</b>	<b>1</b>	<b>0</b>	<b>0.0</b>	<b>0</b>	<b>0</b>	<b>0</b>	<b>0</b>	<b>0</b>	<b>0</b>	<b>0</b>	<b>0</b>

### POSTSEASON

01/12	SAN FRANCISCO	L	P	0	0	0	0.0	0	0	0	0	-	-	-	0	
<b>TOTALS</b>				<b>1/0</b>	<b>0</b>	<b>0</b>	<b>0</b>	<b>0.0</b>	<b>0</b>	<b>0</b>	<b>0</b>	<b>0</b>	<b>0</b>	<b>0</b>	<b>0</b>	<b>0</b>

## 2012 CAROLINA

Date	Opp	W/L	P/S	T	S	A	SACK	QBP	FR	FF	PD	INT	YDS	LG	TD
09/09	@ Tampa Bay	L	P	0	0	0	0.0	0	0	0	0	-	-	-	0
09/16	NEW ORLEANS	W	P	0	0	0	0.0	0	0	0	0	-	-	-	0
09/20	NEW YORK GIANTS	L					INACTIVE - SHOULDER								
09/30	@ Atlanta	L	P	0	0	0	0.0	0	0	0	0	-	-	-	0
10/07	SEATTLE	L	P	0	0	0	0.0	0	0	0	0	-	-	-	0
10/21	DALLAS	L	P	0	0	0	0.0	0	0	0	0	-	-	-	0
10/28	@ Chicago	L	P	0	0	0	0.0	0	0	0	0	-	-	-	0
11/04	@ Washington	W	P	0	0	0	0.0	0	0	0	0	-	-	-	0
11/11	DENVER	L	P	0	0	0	0.0	0	0	0	0	-	-	-	0
11/18	TAMPA BAY	L	P	0	0	0	0.0	0	0	0	0	-	-	-	0
11/26	@ Philadelphia	W	P	0	0	0	0.0	0	0	0	0	-	-	-	0
12/02	@ Kansas City	L	P	0	0	0	0.0	0	0	0	0	-	-	-	0
12/09	ATLANTA	W	P	3	2	1	0.0	0	0	0	0	-	-	-	0
12/16	@ San Diego	W	P	0	0	0	0.0	0	0	0	0	-	-	-	0
12/23	OAKLAND	W	P	0	0	0	0.0	0	0	0	0	-	-	-	0
12/30	@ New Orleans	W	P	0	0	0	0.0	0	0	0	0	-	-	-	0
<b>TOTALS</b>			<b>15/0</b>	<b>3</b>	<b>2</b>	<b>1</b>	<b>0.0</b>	<b>0</b>	<b>0</b>	<b>0</b>	<b>0</b>	<b>0</b>	<b>0</b>	<b>0</b>	<b>0</b>

## 2011 SAN FRANCISCO

Date	Opp	W/L	P/S	T	S	A	SACK	QBP	FR	FF	PD	INT	YDS	LG	TD
09/11	SEATTLE	W	P	0	0	0	0.0	0	0	0	0	-	-	-	0
09/18	DALLAS	L					practice squad								
09/25	@ Cincinnati	W					practice squad								
10/02	@ Philadelphia	W					practice squad								
10/09	TAMPA BAY	W	P	0	0	0	0.0	0	0	0	0	-	-	-	0
10/16	@ Detroit	W	P	0	0	0	0.0	0	0	0	0	-	-	-	0
10/30	CLEVELAND	W	P	0	0	0	0.0	0	0	0	0	-	-	-	0
11/06	@ Washington	W	P	0	0	0	0.0	0	0	0	0	-	-	-	0
11/13	NEW YORK GIANTS	W	P	0	0	0	0.0	0	0	0	0	-	-	-	0
11/20	ARIZONA	W	P	0	0	0	0.0	0	0	0	0	-	-	-	0
11/24	@ Baltimore	L	P	0	0	0	0.0	0	0	0	0	-	-	-	0
12/04	ST. LOUIS	W	P	0	0	0	0.0	0	0	0	0	-	-	-	0
12/11	@ Arizona	L	P	0	0	0	0.0	0	0	0	0	-	-	-	0
12/18	PITTSBURGH	W	P	0	0	0	0.0	0	0	0	0	-	-	-	0
12/24	@ Seattle	W	P	0	0	0	0.0	0	0	0	0	-	-	-	0
01/01	@ St. Louis	W	P	0	0	0	0.0	0	0	0	0	-	-	-	0
<b>TOTALS</b>			<b>13/0</b>	<b>0</b>	<b>0</b>	<b>0</b>	<b>0.0</b>	<b>0</b>	<b>0</b>	<b>0</b>	<b>0</b>	<b>0</b>	<b>0</b>	<b>0</b>	<b>0</b>
<b>POSTSEASON</b>															
01/14	NEW ORLEANS	W	P	0	0	0	0.0	0	0	0	0	-	-	-	0
01/22	NEW YORK GIANTS	L	P	0	0	0	0.0	0	0	0	0	-	-	-	0
<b>TOTALS</b>			<b>2/0</b>	<b>0</b>	<b>0</b>	<b>0</b>	<b>0.0</b>	<b>0</b>	<b>0</b>	<b>0</b>	<b>0</b>	<b>0</b>	<b>0</b>	<b>0</b>	<b>0</b>

# MATT KALIL

TACKLE • SOUTHERN CALIFORNIA

7TH NFL SEASON  
2ND PANTHERS SEASON



PRO BOWLS: 1  
2012

Ht: 6-7 Wt: 315 • Born: July 6, 1989 • NFL Games Played/Started: 82/82 [3/3] • Acquired: UFA-17 (MIN)



ADMINISTRATION  
& COACHES

MATT  
KALIL

ROOKIES

2017 IN REVIEW

RECORDS

TEAM HISTORY

REFERENCE

## PRO CAREER

- In 2017, started all 16 games and helped Carolina's offense rank fourth in the NFL with a rushing average of 131.4 yards per game.

- Helped Carolina's offense post 548 total yards, a new franchise record, including 294 rushing yards, on Monday Night Football vs. Miami (11/13/17).

- Started two games for Minnesota in 2016 before being placed on season-ending injured reserve with a hip injury...Prior to being placed on IR, had not missed an NFL game in his career with 66 consecutive regular season starts and two in the playoffs.

- In 2015, started all 16 games for the fourth consecutive season...Cleared the way for running back Adrian Peterson to lead the NFL with 1,485 rushing yards as the Vikings won the NFC North.

- Started every game at tackle for Minnesota in 2014... Only member of the line to play every offensive snap of the season.

- In 2013, blocking efforts helped the Vikings rank eighth in the NFL in rushing and lead the NFL with 23 rushing touchdowns.

- Played and started all 16 games for Minnesota in 2013...Key member of a unit that created running lanes for Minnesota to record a league-high 23 rushing touchdowns and finish eighth in the NFL in total rushing yards.

- Earned Pro Bowl and All-Rookie honors in 2012...Helped running back Adrian Peterson earn NFL MVP honors after rushing for the second-most yards in a single-season in NFL history.

- Made first career start vs. Jacksonville (9/9/12).

## HONORS

- Pro Bowl (2012)
- PFWA All-Rookie (2012)

**TRANSACTIONS:** Selected by Minnesota in the first round (fourth overall) of the 2012 NFL Draft (4/26/12)...Placed on injured reserve with an injured right hip by Minnesota (9/21/16)...Signed as an unrestricted free agent by Carolina (3/11/17).

**GP/GS:** Career (82/82) [3/3]; 2017 (16/16) [1/1]; 2016 (2/2); 2015 (16/16) [1/1]; 2014 (16/16); 2013 (16/16); 2012 (16/16) [1/1].

**2017:** Played and started in all 16 games for Carolina... Helped Carolina average 323.7 yards per game and 131.4 rushing yards per game...**At San Francisco (9/10):** Started at left tackle in first game as a Panther...Part of an

offensive line that helped the team rush for 116 yards on 38 carries...Protected quarterback Cam Newton and did not allow a sack...**At New England (10/1):** Started at left tackle and helped offense rush for 140 yards on 29 carries...**At Detroit (10/8):** Started at left tackle and provided pass protection that produced a season-best 334 net passing yards and three touchdowns...**Vs. Atlanta (11/5):** Started at left tackle...Blocking efforts helped the Panthers total 201 yards rushing...**Vs. Miami (11/13):** Started at left tackle and helped the Carolina offense post 548 total net yards, a new franchise-record... Helped clear running lanes for the Panthers to rush for 294 yards, the second-highest mark in team-history (299, vs. Tampa Bay 12/8/08)...First time in team history that Carolina posted back-to-back 200-yard rushing performances...**At New York Jets (11/26):** Started at left tackle and helped the offense record 299 total net yards (145 rushing, 154 passing)...**Vs. Minnesota (12/10):** Started at left tackle and was part of an offensive line that helped Carolina rush for 216 yards as a team, the most allowed by Minnesota all season...**Vs. Green Bay (12/17):** Started at left tackle and was part of an offensive line that helped Carolina rush for 151 yards, the eighth-straight 100-yard rushing game...**Vs. Tampa Bay (12/24):** Started at left tackle...Helped the Carolina offense rush for 115 yards, its ninth-straight game with at least 100 rushing yards.

**POSTSEASON:** **At New Orleans (1/7):** Started at left tackle...Key member of a unit that provided protection for Cam Newton to set a franchise record for passing yards in a postseason game.

**COLLEGE:** Played in 38 games with 27 starts at Southern California...Entered NFL following junior season...First-team All-American as a junior (2011) when he won the Morris Trophy, given to the Pac-12 Conference's top offensive lineman...Brother, Ryan, received the same award while playing center for the Trojans in 2006...Earned first-team all-conference honors as a junior (2011) and sophomore (2010), starting 13 games at left tackle each season...Redshirted as a true freshman (2008).

**PERSONAL:** Attended Servite High School in Corona, Calif...Majored in sociology at Southern California...Brother, Ryan, plays center for the Panthers...Father, Frank, played center at Arkansas and Arizona before being drafted by the Buffalo Bills in 1982 and playing for the United States Football League's Arizona Wranglers in 1983 and Houston Gamblers in 1984.



# RYAN KALIL

CENTER • SOUTHERN CALIFORNIA

12TH NFL SEASON  
12TH PANTHERS SEASON



PRO BOWLS: 5  
2009, 2010, 2011, 2013, 2015

Ht: 6-2 • Wt: 300 • Born: March 29, 1985 • NFL Games Played/Started: 132/129 [8/8] • Acquired: D2b-07



## FRANCHISE RANKINGS

- 129 career starts are the second-most by an offensive lineman in team history.
- Earned fifth career Pro Bowl selection in 2015, tied with Luke Kuechly, Michael Bates, Julius Peppers, Steve Smith and Wesley Walls for the most in franchise history.

## HONORS

- Pro Bowl (2015, 2013, 2011, 2010, 2009)
- AP All-Pro First Team (2015, 2013)
- PFWA All-NFL (2015, 2013)
- Sporting News All-Pro (2015, 2013)
- PFWA All-NFC (2013)

## PRO CAREER

- Played and started six games for Carolina in 2017 after battling a neck injury...Helped Carolina finish fourth in the NFL with 131.4 average rushing yards per game.
- Key member of an offensive unit that provided protection for Cam Newton to set a franchise record for passing yards in a postseason game, 349 yards, at New Orleans (1/7/18).
- Played and started eight games for Carolina in 2016... Key member on an offensive line that helped Carolina finish 10th in the NFL with 113.4 average rushing yards per game.
- Blocking efforts helped the Carolina offense rack up 529 total yards and 46 points vs. San Francisco (9/18/16), the third-most points scored in a single-game in franchise history.
- Helped Carolina set team records with an NFL-leading 500 points and 59 touchdowns and gain a team-record 357 first downs in 2015...Opened holes for Carolina to rank second in the NFL with 142.6 rushing yards per game... Contributed to an offense that averaged a 31:44 time of possession, the fourth highest mark in team history.
- Only offensive lineman to start all 16 games for Carolina in 2014 for a unit that featured eight different starting combinations...Started 100th career game for the Panthers at Atlanta (12/28/14), becoming the ninth player in team history to achieve the feat.
- Anchored offensive line that opened holes for the Panthers to rank seventh in the NFL in rushing in 2014, including a league-leading 975 yards over the last five games.
- Anchored offensive line in 2013 that opened holes for the Panthers to rush for more than 100 yards in 14 games...Contributed to offense that ranked fourth in the

NFL in third-down efficiency and second in drives lasting five-plus minutes and tied for seventh in drives of 10 plays or more.

- Started the first five games at center for Carolina in 2012 before a foot injury ended his season.
- Contributed to Panthers offense in 2011 that ranked seventh in the NFL and set team records with 6,237 net yards and 345 first downs...Helped the Panthers rank third in the NFL in rushing with an average of 150.5 yards per game and exceed 100 yards rushing in a team-record 14 consecutive games.
- Named to his second Pro Bowl in 2010, joining tackle Jordan Gross and linebacker Jon Beason...First time in team history two Carolina offensive linemen played in Pro Bowl.

- Named to first career Pro Bowl in 2009 after helping open running lanes for Jonathan Stewart and DeAngelo Williams to become the first set of teammates in NFL history to each rush for more than 1,100 yards in the same year.
- Played a key role in Carolina averaging 156.1 rushing yards per game and setting a team record with 2,498 rushing yards, in 2009.
- One of three offensive linemen to start every contest in 2009, joining Travelle Wharton and Keydrick Vincent.
- Started 12 games at center for Carolina in 2008, helping the club set new franchise mark for fewest sacks allowed (20) in a single season.
- Made the first start of his career at center in the 2007 season finale at Tampa Bay (12/30/07) and helped Carolina rush for 180 yards and two touchdowns.
- Started at right guard in his first career NFL game at St. Louis (9/9/07).

**TRANSACTIONS:** Selected by Carolina in the second round (59th overall) of the 2007 NFL Draft (4/28/07)...Designated as franchise player by Carolina (2/22/11)...Signed to contract extension by Carolina (8/20/11)...Placed on injured reserve with an injured left foot by Carolina (10/11/12)...Signed to contract extension by Carolina (6/6/16)...Placed on injured reserve with an injured right shoulder by Carolina (11/29/16).

**GP/GS:** Career (132/129) [8/8]; 2017 (6/6) [1/1]; 2016 (8/8); 2015 (15/15) [3/3]; 2014 (16/16) [2/2]; 2013 (16/16) [1/1]; 2012 (5/5); 2011 (16/16); 2010 (16/16); 2009 (16/16); 2008 (12/12) [1/1]; 2007 (6/3).

**2017:** Started six games and was inactive for eight games for Carolina...Opened holes for Carolina to rank fourth in the NFL in rushing with an average of 131.4

ADMINISTRATION  
& COACHES

RYAN  
KALIL

ROOKIES

2017 IN REVIEW

RECORDS

TEAM HISTORY

REFERENCE

yards per game...**At San Francisco (9/10):** Started at center and helped the team rush for 116 yards on 38 carries...Protected quarterback Cam Newton and did not allow a sack...**At Chicago (10/22):** Started at center...Re-injured neck and left the game in the first quarter...**Vs. Minnesota (12/10):** Started at center and was part of an offensive line that helped Carolina rush for 216 yards as a team, the most allowed by Minnesota all season...**Vs. Green Bay (12/17):** Started at center and was part of an offensive line that helped Carolina rush for 151 yards, the eight-straight 100-yard rushing game...**Vs. Tampa Bay (12/24):** Started at center...Helped the Carolina offense rush for 115 yards, its ninth-straight game with at least 100 rushing yards.

**POSTSEASON: At New Orleans (1/7):** Started at center...Key member of a unit that provided protection for Cam Newton to set a franchise record for passing yards in a postseason game.

**COLLEGE:** Played in 45 games with 39 starts at center for Southern California...Started final three seasons as

the Trojans compiled a 36-3 record...Allowed just four sacks in three years as a starter, including none during final two campaigns...As a senior, named Second-team All-America by The Associated Press, First-team All-Pac 10 selection...Won the Morris Trophy, given to the conference's top offensive lineman...Finalist for the Rimington Trophy, awarded to the nation's top center...Named Southern California's Most Inspirational Player and was co-recipient of the team's Offensive Lineman of the Year award...First-team All-Pac 10 choice as a junior...Recipient of the team's Bob Chandler Award...As a sophomore, won the team's Courage Award...As a freshman in 2003, saw reserve action in six games at center.

**PERSONAL:** Attended Servite High School in Corona, Calif...Majored in sociology at Southern Cal...Brother, Matt, plays tackle for the Panthers...Father, Frank, played center at Arkansas and Arizona before being drafted by the Buffalo Bills in 1982 and playing for the United States Football League's Arizona Wranglers in 1983 and Houston Gamblers in 1984.

## KALIL AMONG PANTHERS LEADERS IN CAREER STARTS

Center Ryan Kalil started all six games played for the Panthers in 2017. That brought his career total to 129 starts, the second-most career starts by any offensive lineman in franchise history.

### PANTHERS CAREER STARTS // OFFENSIVE LINE

Player	Starts	Seasons
Jordan Gross, T	167	2003-13
<b>Ryan Kalil, C/G</b>	<b>129</b>	<b>2007-17</b>
Travelle Wharton, T/G	111	2004-11, 13
Frank Garcia, G	84	1995-2000
Jeff Mitchell, C	78	2001-05



# LUKE KUECHLY

LINEBACKER • BOSTON COLLEGE

SEVENTH NFL SEASON  
SEVENTH PANTHERS SEASON



PRO BOWLS: 5  
2013, 2014, 2015, 2016, 2017

Ht: 6-3 Wt: 238 • Born: April 20, 1991 • NFL Games Played/Started: 86/86 [7/7] • Acquired: D1-12



## NFL RANKINGS

- Leads the NFL with 818 tackles (based on press box statistics) since entering the league in 2012, ranking as the most tackles over a six-year stretch since London Fletcher had 827 between 2008-13.
- Led the NFL in tackles in 2012 and 2014...In 2012, he became the first rookie since San Francisco's Patrick Willis (2007) to lead the NFL in tackles.
- Tied NFL single-game record with 24 tackles (based on press box statistics) vs. New Orleans (12/22/13), previously accomplished by David Harris for the New York Jets (11/4/07).
- Recorded 15 interceptions since entering the league in 2012, the most among NFL linebackers.
- Leads all NFL linebackers with 22 total takeaways (15 interceptions, seven opponent fumble recoveries) since 2012...That mark ties for seventh among all NFL players over that span.

## FRANCHISE RANKINGS

- Set Panthers single-season record with 205 tackles (coaches film) in 2012.
- Ranks third in franchise history with 930 career tackles (coaches film).
- Owns three of the top five single-season tackle totals in team history.
- Only player in franchise history with more than 100 tackles in each of his first six seasons as a Panther.
- Amassed a team-record 26 tackles (coaches film) in Panthers' 17-13 playoff-clinching win vs. New Orleans (12/22/13).
- Ranks fourth all-time with 15 interceptions and tied for fourth with 22 takeaways.

## HONORS

- 4x AP All-Pro First-Team (2017, 2015, 2014, 2013)
- 5x Pro Bowl (2017, 2016, 2015, 2014, 2013)
- 5x Sporting News All-Pro (2017, 2016, 2015, 2014, 2013)
- 5x NFC Defensive Player of the Week (2017, Week 12; 2015, Week 12; 2013, Weeks 10 and 16; 2012, Week 14)
- 4x PFWA All-NFC (2017, 2015, 2014, 2013)
- NFL Art Rooney Sportsmanship Award Winner (2017)
- AP All-Pro Second-Team (2016)
- 2x Sports Illustrated All-Pro (2014, 2013)
- AP Defensive Player of the Year (2013)
- NFL 101 NFC Defensive Player of the Year (2013)
- Sporting News Defensive Player of the Year (2013)
- AP Defensive Rookie of the Year (2012)
- PFWA Defensive Rookie of the Year (2012)
- NFL Defensive Rookie of the Month (2012, December)

## PRO CAREER

- Started and played in 15 games and was inactive for one for Carolina in 2017...Led the team with 134 tackles and three interceptions, earning his fifth-straight Pro Bowl nod.
- Led a defense in 2017 that ranked third in rushing defense, third in sacks and seventh in total defense, setting a franchise record for not allowing a 100-yard individual rusher all season.
- Earned fifth career NFC Defensive Player of the Week honors in Week 12 at New York Jets (11/26/17) as he recovered a fumble and returned it 34 yards for his first career fumble recovery touchdown.
- Named NFL Art Rooney Sportsmanship Award winner in 2017, which recognizes the NFL player who best demonstrates the qualities of outstanding sportsmanship on the playing field, including fair play, respect for opponents and integrity in competition.
- Started all 10 games played for Carolina in 2016...Inactive for the final six games of the season...Recorded 112 tackles, two sacks and a forced fumble in 2016, marking his fifth straight season with at least 100 tackles.
- Key contributor on a defensive unit that ranked second in the NFL with 47 sacks and tied for fourth in the league with 17 interceptions.
- Posted 10 tackles vs. San Francisco (9/18/16) to pass Jon Beason (701 from 2007-13) for the third-most tackles by a single player in franchise history.
- Started 13 games and was inactive for three with a concussion in 2015 for Carolina...Started all three postseason contests including Super Bowl 50...Earned Pro Bowl and First-Team AP All-Pro honors after leading the team with 137 tackles and tied career high with four interceptions...Contributed to defensive unit that ranked in the top 10 in the NFL in total defense for the fourth consecutive year, finishing sixth.
- Became the first linebacker in the Super Bowl era with multiple interception return touchdowns in a single postseason with an interception return touchdown in the NFC Divisional Playoff vs. Seattle (1/17/16) and in the NFC Championship vs. Arizona (1/24/16).
- Earned NFC Defensive Player of the Week honors vs. Dallas (11/26/15) after becoming the first player since the Houston Oilers Marcus Robertson in 1997 to record interceptions on consecutive plays from scrimmage...Recorded single-game career high two interceptions, including a career-first interception returned for a touchdown.
- Led the NFL in 2014 for the second time in three years with 153 tackles (based on press box statistics)...Contributed

ADMINISTRATION  
& COACHES

LUKE  
KUECHLY

ROOKIES

2017 IN REVIEW

RECORDS

TEAM HISTORY

REFERENCE

uted to a defensive unit that ranked 10th in the NFL in total defense in 2014...Part of Panthers defense that set an NFL postseason record allowing 78 total net yards vs. Arizona (1/3/15).

- Named 2013 AP Defensive Player of the Year...Became the first player to earn AP Defensive Rookie of the Year and AP Defensive Player of the Year in consecutive years since Lawrence Taylor of the New York Giants in 1981 and 1982...Earned AP All-Pro First Team honors and was named to first career Pro Bowl.

- Registered a team-leading and career-high 11 passes defended (according to press box statistics) in 2014, second most among NFL linebackers...Posted a career-high three sacks.

- Key member of defensive unit for Carolina in 2014 that finished in the top 10 in the NFL in total defense for a third consecutive year, ranked 10th...Finished the season with 166 tackles and was named to second career Pro Bowl.

- Led Carolina unit in 2013 that ranked second in the NFL in total defense and points allowed and led the league in sacks while finishing second in rushing defense and sixth in passing defense.

- Twice named NFC Defensive Player of the Week in 2013 for performances at San Francisco (11/10/13) and vs. New Orleans (12/22/13)...Produced 13 tackles, one sack and one pass defended in Panthers' 10-9 win against 49ers...Amassed a team-record 26 tackles, one interception and one pass defended in Panthers' 17-13 playoff-clinching win against Saints.

- Named 2012 Associated Press Defensive Rookie of the Year after becoming first rookie since Patrick Willis in 2007 to lead the NFL in tackles.

- Named NFL Defensive Rookie of the Month for December 2012...Totaled 74 tackles, one sack, one interception and two passes defended as Panthers went 4-1 during month.

- Earned NFC Defensive Player of the Week vs. Atlanta (12/9/12)...Posted career-high 19 tackles.

- Notched first career interception vs. Seattle (10/7/12), snagging a pass by quarterback Russell Wilson.

- Victimized Chiefs quarterback Brady Quinn for first career sack at Kansas City (12/2/12).

**TRANSACTIONS:** Selected in the first round (9th overall) of the NFL Draft by Carolina (4/26/12)...Signed to contract extension by Carolina (9/11/15).

**GP/GS:** Career (86/86) [7/7]; 2017 (15/15) [1/1]; 2016 (10/10); 2015 (13/13) [3/3]; 2014 (16/16) [2/2]; 2013 (16/16) [1/1]; 2012 (16/16).

**2017:** Started and played in 15 games and was inactive for one for Carolina in 2017...Led the team with 134 tackles and three interceptions...Recorded team's only defensive TD with first career fumble recovery touchdown...Finished with three fumble recoveries and one forced fumble...**At San Francisco (9/10):** Intercepted 49ers quarterback Brian Hoyer and returned the ball 23 yards

to set up a Carolina touchdown on the ensuing drive...**Vs. Buffalo (9/17):** Tallied seven tackles, one quarterback pressure and one forced fumble...**At New England (10/1):** Tallied a team-high 15 tackles...Also recorded one pass defended...**Vs. Philadelphia (10/12):** Started at linebacker...Tallied four tackles and two quarterback pressures...Left the game in the second quarter after being examined for a concussion...**At Tampa Bay (10/29):** Started at linebacker after missing the previous game with a concussion...Recorded nine tackles, one interception and one own fumble recovery...**Vs. Miami (11/13):** Started at linebacker and recorded six tackles and one interception with less than one minute remaining in the half, setting up the Carolina offense for a touchdown just before halftime...**At New York Jets (11/26):** Named NFC Defensive Player of the Week...Earned honor for fifth time, passing Julius Peppers (four) for most in team history...Led team with 10 tackles...Recovered a fumble caused by Wes Horton and returned 34 yards for a go-ahead touchdown in the fourth quarter...First defensive touchdown by Carolina since Thomas Davis returned a fumble in 2016 vs. Arizona (10/30/16)...**At New Orleans (12/3):** Started at linebacker...Lead the Carolina defense with a team-high 10 tackles...Recovered a fumble forced by Mike Adams in the second quarter...**Vs. Minnesota (12/10):** Started at linebacker...Recorded a team-high 13 tackles and first sack of the season.

**POSTSEASON:** **At New Orleans (1/7):** Started at linebacker and recorded seven tackles and one quarterback pressure.

**COLLEGE:** Played in 38 games with 37 starts at Boston College...Finished career with an Atlantic Coast Conference (ACC) and school-record 532 tackles...Tackle total ranks second in NCAA history...Averaged an NCAA record 14.0 tackles per game...Only player to ever lead the nation in tackles more than once and first player to lead the ACC in tackles three times...As a junior in 2011, earned Bronko Nagurski Award as the nation's top defensive player, Butkus Award as the nation's most outstanding linebacker and Rotary Lombardi Award as the nation's best lineman or linebacker...First-team All-American...ACC Defensive Player of the Year...First-team All-ACC selection...Led the nation with a conference record 191 tackles, averaging a Football Bowl Subdivision record 15.9 tackles per game...As a sophomore in 2010, named first-team All-American...First-team All-ACC choice...Ranked first in the nation with 183 tackles...First-team Freshman All-American in 2009...ACC Defensive Rookie of the Year...First-team All-ACC selection...Finished second in the nation with 158 tackles.

**PERSONAL:** Attended St. Xavier High School in Cincinnati, Ohio...Majored in marketing at Boston College...Last name is pronounced KEEK-lee.

## LUKE KUECHLY CAREER STATISTICS

Year	Team	GP/GS	Tot	T	A	Sack	Yds	INT	Yds	Lg	TD	PD	FF	FR	Yds	TD
2012	Carolina	16/16	205	135	70	1.0	4.0	2	22	25	0	5	0	3	9	0
2013	Carolina	16/16	176	115	61	2.0	15.0	4	33	30	0	5	0	0	0	0
2014	Carolina	16/16	166	124	42	3.0	19.0	1	0	0	0	12	1	1	0	0
2015	Carolina	13/13	137	110	27	1.0	5.0	4	48	32t	1	5	2	1	0	0
2016	Carolina	10/10	112	88	24	2.0	16.0	1	1	1	0	6	1	0	0	0
2017	Carolina	15/15	134	108	26	1.5	6.0	3	23	23	0	4	1	3	34	1
<b>Totals</b>		<b>86/86</b>	<b>930</b>	<b>680</b>	<b>250</b>	<b>10.5</b>	<b>65.0</b>	<b>15</b>	<b>127</b>	<b>32t</b>	<b>1</b>	<b>37</b>	<b>5</b>	<b>8</b>	<b>43</b>	<b>1</b>

### POSTSEASON

Year	Team	GP/GS	Tot	T	A	Sack	Yds	INT	Yds	Lg	TD	PD	FF	FR	Yds	TD
2013	Carolina	1/1	15	10	5	1.0	7.0	0	0	0	0	2	0	0	0	0
2014	Carolina	2/2	17	12	5	0.0	0.0	1	1	1	0	1	0	0	0	0
2015	Carolina	3/3	27	18	9	1.0	9.0	2	36	22t	2	2	0	1	0	0
2017	Carolina	1/1	7	6	1	0.0	0.0	0	0	0	0	0	0	0	0	0
<b>Totals</b>		<b>7/7</b>	<b>66</b>	<b>46</b>	<b>20</b>	<b>2.0</b>	<b>16.0</b>	<b>3</b>	<b>37</b>	<b>22t</b>	<b>2</b>	<b>5</b>	<b>0</b>	<b>1</b>	<b>0</b>	<b>0</b>

### SINGLE-GAME CAREER HIGHS

<b>TACKLES</b>	26	vs. New Orleans (12/22/13)
<b>SACKS</b>	2.0	at Minnesota (11/30/14)
<b>INTERCEPTIONS</b>	2	vs. Dallas (11/26/15)
<b>PASSES DEFENSED</b>	2	4x, last at Atlanta (12/28/14)
<b>FORCED FUMBLES</b>	1	5x, last vs. Buffalo (9/17/17)
<b>FUMBLE RECOVERIES</b>	1	8x, last at New Orleans (12/3/17)

## LUKE KUECHLY GAME-BY-GAME

### 2017 CAROLINA

Date	Opp	W/L	P/S	T	S	A	SACK	QBP	FR	FF	PD	INT	YDS	LG	TD	
09/10	@ San Francisco	W	S	8	6	2	0.0	1	0	0	0	1	23	23	0	
09/27	BUFFALO	W	S	7	4	3	0.0	1	0	1	0	-	-	-	0	
09/24	NEW ORLEANS	L	S	10	7	3	0.0	0	0	0	1	-	-	-	0	
10/01	@ New England	W	S	15	14	1	0.0	0	0	0	1	-	-	-	0	
10/08	@ Detroit	W	S	10	9	1	0.0	0	0	0	0	-	-	-	0	
10/12	PHILADELPHIA	L	S	4	4	0	0.0	2	0	0	0	-	-	-	0	
10/22	@ Chicago	L	S	INACTIVE-CONCUSSION												
10/29	@ Tampa Bay	W	S	9	8	1	0.0	0	1	0	0	1	0	0	0	
11/05	ATLANTA	W	S	9	7	2	0.0	0	0	0	0	-	-	-	0	
11/13	MIAMI	W	S	6	5	1	0.0	0	0	0	0	1	0	0	0	
11/26	@ New York Jets	W	S	10	6	4	0.0	0	1	0	1	-	-	-	1	
12/03	@ New Orleans	L	S	10	10	0	0.0	0	1	0	0	-	-	-	0	
12/10	MINNESOTA	W	S	13	11	2	1.0	0	0	0	0	-	-	-	0	
12/17	GREEN BAY	W	S	3	2	1	0.0	0	0	0	0	-	-	-	0	
12/24	TAMPA BAY	W	S	9	7	2	0.0	2	0	0	0	-	-	-	0	
12/31	@ Atlanta	L	S	11	8	3	0.5	0	0	0	1	-	-	-	0	
<b>TOTALS</b>				<b>15/15</b>	<b>134</b>	<b>108</b>	<b>26</b>	<b>1.5</b>	<b>6</b>	<b>3</b>	<b>1</b>	<b>4</b>	<b>3</b>	<b>23</b>	<b>23</b>	<b>1</b>

### POSTSEASON

01/07	@ New Orleans	L	S	7	6	1	0.0	1	0	0	0	0	-	-	0	
<b>TOTALS</b>				<b>1/1</b>	<b>7</b>	<b>6</b>	<b>1</b>	<b>0.0</b>	<b>1</b>	<b>0</b>	<b>0</b>	<b>0</b>	<b>0</b>	<b>-</b>	<b>-</b>	<b>0</b>

## 2016 CAROLINA

Date	Opp	W/L	P/S	T	S	A	SACK	QBP	FR	FF	PD	INT	YDS	LG	TD
09/08	@ Denver	L	S	14	10	4	0.0	0	0	0	0	-	-	-	0
09/18	SAN FRANCISCO	W	S	10	7	3	0.0	0	0	0	1	1	1	1	0
09/25	MINNESOTA	L	S	14	12	2	0.0	2	0	0	1	-	-	-	0
10/02	@ Atlanta	L	S	12	11	1	1.0	0	0	0	1	-	-	-	0
10/10	TAMPA BAY	L	S	11	10	1	0.0	1	0	0	0	-	-	-	0
10/16	@ New Orleans	L	S	15	8	7	0.0	0	0	0	0	-	-	-	0
10/30	ARIZONA	W	S	8	7	1	1.0	0	0	0	1	-	-	-	0
11/06	@ Los Angeles	W	S	10	6	4	0.0	0	0	0	0	-	-	-	0
11/13	KANSAS CITY	L	S	7	7	0	0.0	3	0	1	1	-	-	-	0
11/17	NEW ORLEANS	W	S	11	10	1	0.0	0	0	0	1	-	-	-	0
11/27	@ Oakland	L					INACTIVE - CONCUSSION								
12/04	@ Seattle	L					INACTIVE - CONCUSSION								
12/11	SAN DIEGO	W					INACTIVE - CONCUSSION								
12/19	@ Washington	W					INACTIVE								
12/24	ATLANTA	L					INACTIVE								
01/01	@ Tampa Bay	L					INACTIVE								
<b>TOTALS</b>			<b>10/10</b>	<b>112</b>	<b>88</b>	<b>24</b>	<b>2.0</b>	<b>6</b>	<b>0</b>	<b>1</b>	<b>6</b>	<b>1</b>	<b>1</b>	<b>1</b>	<b>0</b>

## 2015 CAROLINA

Date	Opp	W/L	P/S	T	S	A	SACK	QBP	FR	FF	PD	INT	YDS	LG	TD
09/13	@ Jacksonville	W	S	8	7	1	1.0	0	0	0	0	-	-	-	0
09/20	HOUSTON	W					INACTIVE - CONCUSSION								
09/27	NEW ORLEANS	W					INACTIVE - CONCUSSION								
10/04	@ Tampa Bay	W					INACTIVE - CONCUSSION								
10/18	@ Seattle	W	S	16	13	3	0.0	1	0	0	0	-	-	-	0
10/25	PHILADELPHIA	W	S	14	11	3	0.0	1	0	0	1	-	-	-	0
11/02	INDIANAPOLIS	W	S	15	14	1	0.0	0	0	0	1	1	-1	-1	0
11/08	GREEN BAY	W	S	14	8	5	0.0	0	0	0	1	-	-	-	0
11/15	@ Tennessee	W	S	12	10	2	0.0	0	0	1	0	-	-	-	0
11/22	WASHINGTON	W	S	5	5	0	0.0	1	1	1	0	-	-	-	0
11/26	@ Dallas	W	S	7	6	1	0.0	0	0	0	0	2	49	32t	1
12/06	@ New Orleans	W	S	7	7	0	0.0	2	0	0	0	-	-	-	0
12/13	ATLANTA	W	S	8	5	3	0.0	3	0	0	0	1	0	0	0
12/20	@ New York Giants	W	S	15	12	3	0.0	0	0	0	1	-	-	-	0
12/27	@ Atlanta	L	S	7	6	2	0.0	0	0	0	0	-	-	-	0
01/03	TAMPA BAY	W	S	9	6	3	0.0	0	0	0	1	-	-	-	0
<b>TOTALS</b>			<b>13/13</b>	<b>137</b>	<b>110</b>	<b>27</b>	<b>1.0</b>	<b>8</b>	<b>1</b>	<b>2</b>	<b>5</b>	<b>4</b>	<b>48</b>	<b>32t</b>	<b>1</b>

## POSTSEASON

01/17	SEATTLE	W	S	10	4	6	0.0	0	0	0	1	1	14	14t	1
01/24	ARIZONA	W	S	7	5	2	0.0	0	1	0	0	1	22	22t	1
02/07	@ Denver	L	S	10	9	1	1.0	0	0	0	1	-	-	-	0
<b>TOTALS</b>			<b>3/3</b>	<b>27</b>	<b>18</b>	<b>9</b>	<b>1.0</b>	<b>0</b>	<b>1</b>	<b>0</b>	<b>2</b>	<b>2</b>	<b>36</b>	<b>22t</b>	<b>2</b>

## 2014 CAROLINA

Date	Opp	W/L	P/S	T	S	A	SACK	QBP	FR	FF	PD	INT	YDS	LG	TD
09/07	@ Tampa Bay	W	S	9	5	4	1.0	0	0	1	1	-	-	-	0
09/14	DETROIT	W	S	10	7	3	0.0	0	0	0	2	-	-	-	0
09/21	PITTSBURGH	L	S	13	12	1	0.0	0	0	0	0	-	-	-	0
09/28	@ Baltimore	L	S	11	9	2	0.0	0	0	0	1	-	-	-	0
10/05	CHICAGO	W	S	15	13	2	0.0	0	0	0	0	-	-	-	0
10/12	@ Cincinnati	T	S	17	13	4	0.0	0	0	0	0	-	-	-	0
10/19	@ Green Bay	L	S	7	5	2	0.0	0	0	0	0	-	-	-	0
10/26	SEATTLE	L	S	7	3	4	0.0	0	0	0	1	-	-	-	0
10/30	NEW ORLEANS	L	S	10	5	5	0.0	1	0	0	0	-	-	-	0
11/10	@ Philadelphia	L	S	13	11	2	0.0	0	0	0	1	-	-	-	0
11/16	ATLANTA	L	S	13	11	2	0.0	1	1	0	2	-	-	-	0
11/30	@ Minnesota	L	S	11	9	2	2.0	0	0	0	0	-	-	-	0
12/07	@ New Orleans	W	S	9	6	3	0.0	0	0	0	2	-	-	-	0
12/14	TAMPA BAY	W	S	6	4	2	0.0	0	0	0	0	1	0	0	0
12/21	CLEVELAND	W	S	8	7	1	0.0	0	0	0	0	-	-	-	0
12/28	@ Atlanta	W	S	7	4	3	0.0	0	0	0	2	-	-	-	0
<b>TOTALS</b>			<b>16/16</b>	<b>166</b>	<b>124</b>	<b>42</b>	<b>3.0</b>	<b>2</b>	<b>1</b>	<b>1</b>	<b>12</b>	<b>1</b>	<b>0</b>	<b>0</b>	<b>0</b>

### POSTSEASON

01/03	ARIZONA	W	S	9	6	3	0.0	0	0	0	1	1	1	1	0
01/10	@ Seattle	L	S	8	6	2	0.0	0	0	0	0	-	-	-	0
<b>TOTALS</b>			<b>2/2</b>	<b>17</b>	<b>12</b>	<b>5</b>	<b>0.0</b>	<b>0</b>	<b>0</b>	<b>0</b>	<b>1</b>	<b>1</b>	<b>1</b>	<b>1</b>	<b>0</b>

## 2013 CAROLINA

Date	Opp	W/L	P/S	T	S	A	SACK	QBP	FR	FF	PD	INT	YDS	LG	TD
09/08	SEATTLE	L	S	10	8	2	0.0	0	0	0	0	-	-	-	0
09/15	@ Buffalo	L	S	14	7	7	0.0	0	0	0	0	1	0	0	0
09/22	NEW YORK GIANTS	W	S	9	6	3	0.0	0	0	0	0	-	-	-	0
10/06	@ Arizona	L	S	15	8	7	0.0	0	0	0	0	1	30	30	0
10/13	@ Minnesota	W	S	8	4	4	0.0	0	0	0	0	-	-	-	0
10/20	ST. LOUIS	W	S	5	2	3	0.0	1	0	0	1	-	-	-	0
10/24	@ Tampa Bay	W	S	8	5	3	0.0	1	0	0	0	-	-	-	0
11/03	ATLANTA	W	S	8	5	3	0.0	0	0	0	1	1	3	3	0
11/10	@ San Francisco	W	S	13	10	3	1.0	0	0	0	1	-	-	-	0
11/18	NEW ENGLAND	W	S	12	8	4	0.0	0	0	0	0	-	-	-	0
11/24	@ Miami	W	S	9	6	3	0.0	0	0	0	1	-	-	-	0
12/01	TAMPA BAY	W	S	12	8	4	0.0	0	0	0	0	-	-	-	0
12/08	@ New Orleans	L	S	8	7	1	0.0	0	0	0	0	-	-	-	0
12/15	NEW YORK JETS	W	S	10	6	4	1.0	0	0	0	0	-	-	-	0
12/22	NEW ORLEANS	W	S	26	20	6	0.0	0	0	0	1	1	0	0	0
12/29	@ Atlanta	W	S	9	5	4	0.0	0	0	0	0	-	-	-	0
<b>TOTALS</b>			<b>16/16</b>	<b>176</b>	<b>115</b>	<b>61</b>	<b>2.0</b>	<b>2</b>	<b>0</b>	<b>0</b>	<b>5</b>	<b>4</b>	<b>33</b>	<b>30</b>	<b>0</b>

### POSTSEASON

01/12	SAN FRANCISCO	L	S	15	10	5	1.0	0	0	0	2	-	-	-	0
<b>TOTALS</b>			<b>1/1</b>	<b>15</b>	<b>10</b>	<b>5</b>	<b>1.0</b>	<b>0</b>	<b>0</b>	<b>0</b>	<b>2</b>	<b>0</b>	<b>0</b>	<b>0</b>	<b>0</b>

ADMINISTRATION  
& COACHES

LUKE  
KIECHELY

ROOKIES

2017 IN REVIEW

RECORDS

TEAM HISTORY

REFERENCE

## 2012 CAROLINA

Date	Opp	W/L	P/S	T	S	A	SACK	QBP	FR	FF	PD	INT	YDS	LG	TD	
09/09	@ Tampa Bay	L	S	7	5	2	0.0	0	0	0	0	-	-	-	0	
09/16	NEW ORLEANS	W	S	7	1	6	0.0	0	0	0	0	-	-	-	0	
09/20	NEW YORK GIANTS	L	S	12	7	5	0.0	0	0	0	1	-	-	-	0	
09/30	@ Atlanta	L	S	6	6	0	0.0	0	0	0	1	-	-	-	0	
10/07	SEATTLE	L	S	16	9	7	0.0	0	0	0	0	1	-3	-3	0	
10/21	DALLAS	L	S	18	12	6	0.0	0	1	0	0	-	-	-	0	
10/28	@ Chicago	L	S	12	11	1	0.0	0	0	0	0	-	-	-	0	
11/04	@ Washington	W	S	15	9	6	0.0	0	0	0	0	-	-	-	0	
11/11	DENVER	L	S	15	7	8	0.0	0	0	0	1	-	-	-	0	
11/18	TAMPA BAY	L	S	12	9	3	0.0	0	1	0	0	-	-	-	0	
11/26	@ Philadelphia	W	S	11	7	4	0.0	0	1	0	0	-	-	-	0	
12/02	@ Kansas City	L	S	16	10	6	1.0	0	0	0	0	-	-	-	0	
12/09	ATLANTA	W	S	19	16	3	0.0	0	0	0	0	-	-	-	0	
12/16	@ San Diego	W	S	8	5	3	0.0	0	0	0	0	-	-	-	0	
12/23	OAKLAND	W	S	15	10	5	0.0	0	0	0	1	1	25	25	0	
12/30	@ New Orleans	W	S	16	11	5	0.0	0	0	0	1	-	-	-	0	
<b>TOTALS</b>				<b>16/16</b>	<b>205</b>	<b>135</b>	<b>70</b>	<b>1.0</b>	<b>0</b>	<b>3</b>	<b>0</b>	<b>5</b>	<b>2</b>	<b>22</b>	<b>25</b>	<b>0</b>

### 2013 DPOY AWARD PUTS KUECHLY IN SELECT GROUP

In 2013, linebacker Luke Kuechly became the first Panthers player to earn Associated Press NFL Defensive Player of the Year honors. He is the first player to earn AP Defensive Rookie of the Year and AP Defensive Player of the Year in consecutive years since Lawrence Taylor of the New York Giants in 1981 and 1982.

Kuechly is one of eight players in NFL history to win Defensive Rookie of the Year and Defensive Player of the Year in a career.

#### NFL PLAYERS TO WIN DEFENSIVE ROY & DPOY IN A CAREER

Player	DROY	DPOY
Joe Greene	1969	1972, 1974
Jack Lambert	1974	1976
Lawrence Taylor	1981	1981, 1982, 1986
Dana Stubblefield	1993	1997
Charles Woodson	1998	2009
Brian Urlacher	2000	2005
Terrell Suggs	2003	2011
<b>Luke Kuechly</b>	<b>2012</b>	<b>2013</b>





# TYLER LARSEN

CENTER • UTAH STATE

3RD NFL SEASON  
3RD PANTHERS SEASON



Ht: 6-4 Wt: 325 • Born: July 8, 1991 • NFL Games Played/Started: 23/15 (0/0) • Acquired: FA-16

## PRO CAREER

- Played in a career-high 14 games, making 10 starts at center for Carolina in 2017.
- Helped the Panthers rank fourth in the NFL in rushing, averaging 131.4 yards per game...The Panthers were one of two teams with three or more 200-yard rushing games, and the only team with three players to rush for over 400 yards.
- Played in nine games with five starts for Carolina in 2016.
- Made first career start at Seattle (12/4/16)...Part of an offensive line that allowed zero sacks.
- Made NFL debut at Los Angeles Rams (11/6/16).

**TRANSACTIONS:** Signed as an undrafted rookie free agent by Miami (5/13/14)...Waived by Miami (8/26/14)...Signed as a free agent by Washington (2/10/15)...Waived by Washington (9/5/15)...Signed as a free agent by Carolina (1/6/16)...Waived by Carolina (10/8/16)...Signed to practice squad by Carolina (10/11/16)...Signed as a free agent from practice squad by Carolina (11/4/16).

**GP/GS:** Career (23/15) [1/0]; 2017 (14/10) [1/0]; 2016 (9/5).

**2017:** Played in 14 games with 10 starts at center...Inactive for two games with a foot injury...Helped the Panthers rank fourth in the NFL in rushing, averaging 131.4 yards per game...**Vs. Buffalo (9/17):** Started in place of injured Ryan Kalil at center...Helped offense rush for 77 yards on 28 carries...**At Detroit (10/8):** Started at center and provided pass protection that produced a season-best 334 net passing yards and three touchdowns...**Vs. Philadelphia (10/12):** Started at center on a line that allowed just two sacks in 54 pass plays...**At Chicago (10/22):** Saw action as a reserve center and on special teams...Replaced Ryan Kalil at center after Kalil left the game with a neck injury in the first quarter...**At Tampa Bay (10/29):** Started at center...Part of an offensive line that did not allow a sack...**Vs. Atlanta (11/5):** Started at center...Blocking efforts helped the Panthers total 201 yards rushing...**Vs. Miami (11/13):** Started at center and helped the Carolina offense post 548 total net yards, a new franchise-record...Helped clear running lanes for

the Panthers to rush for 294 yards, the second-highest mark in team-history (299, vs. Tampa Bay 12/8/08)...First time in team history that Carolina posted back-to-back 200-yard rushing performances...**At New York Jets (11/26):** Started at center and helped the offense record 299 total net yards (145 rushing, 154 passing).

**POSTSEASON:** **At New Orleans (1/7):** Saw action as a reserve offensive lineman.

**COLLEGE:** Four-year letterman at Utah State...Played in 54 games with 52 starts, both school records...Set a school record with 52 consecutive starts, all at center...Three-time all-conference selection, earning first-team All-Mountain West Conference honors as a senior in 2013 and first-team All-Western Athletic Conference recognition as a junior in 2012 and sophomore in 2011...Played in two games as a true freshman in 2009 before suffering a season-ending knee injury and being granted a medical redshirt.

**PERSONAL:** Attended Jordan High School in Sandy, Utah...Graduated from Utah State with a degree in interdisciplinary studies emphasizing health and wellness.



Larsen set career highs with 14 games played and 10 starts in 2017, helping clear lanes for the Panthers' fourth-ranked rushing attack (131.4 yards per game).

ADMINISTRATION  
& COACHES

TYLER  
LARSEN

ROOKIES

2017 IN REVIEW

RECORDS

TEAM HISTORY

REFERENCE

# KYLE LOVE

DEFENSIVE TACKLE • MISSISSIPPI STATE

7TH NFL SEASON  
5TH PANTHERS SEASON



Ht: 6-1 Wt: 310 • Born: November 18, 1986 • NFL Games Played/Started: 84/28 [11/4] • Acquired: FA-14

## PRO CAREER

- Played in 16 games in 2017, including action in Carolina's one playoff game...Registered 16 tackles and a career-best 3.5 sacks on the season.

- In 2017, helped Carolina rank third in the NFL in sacks (50) and third in run defense (88.1 yards per game), the second-best average in franchise history.

- Played in 10 games with one start for Carolina in 2016...Posted 19 tackles, 1.5 sacks, one forced fumble and one fumble recovery.

- Contributed to a defensive unit in 2016 that finished second in the NFL with 47 sacks.

- Recorded first career forced fumble in lone start of the 2016 season at Washington (12/19/16).

- Played in 15 games with two starts and three post-season contests, including Super Bowl 50 vs. Denver (2/7/16), with Carolina in 2015...Recorded 19 tackles, career-high three sacks, four quarterback pressures and one fumble recovery...Contributed to unit that ranked sixth in the NFL in total defense and scoring defense.

- Recorded sack vs. Atlanta (12/13/15), contributing to defensive effort that helped Carolina record seventh shut-out victory in team history.

- Played in two games for Kansas City and Jacksonville in 2013.

- Started 11 of 16 games played for New England in 2012...Posted 40 tackles and 1.5 sacks.

- Played in 16 games with 13 starts for New England in 2011...Started all three postseason games, including Super Bowl XLVI against the New York Giants (2/5/12).

- Victimized Buffalo quarterback Ryan Fitzpatrick for first career sack, dropping him for a four-yard loss (12/26/10).

- Played in nine games with one start for New England in 2010 after signing as an undrafted rookie free agent.

**TRANSACTIONS:** Signed as an undrafted rookie free agent by New England (4/29/10)...Signed to contract extension by New England (8/22/12)...Waived/non-football illness by New England (5/15/13)...Claimed off waivers by Jacksonville (5/16/13)...Waived by Jacksonville (9/1/13)...Signed as a free agent by Kansas City (11/20/13)...Waived by Kansas City (12/3/13)...Signed as a free agent by Jacksonville (12/23/13)...Signed as a free agent by Kansas City (5/20/14)...Released by Kansas City (8/30/14)...Signed as a free agent by Carolina (12/15/14)...Re-signed as an unrestricted free agent by Carolina (4/4/16)...Released by Carolina (9/3/16)...Signed as a free agent by Carolina (9/27/16)...Re-signed as an unrestricted free agent by Carolina (3/15/17).

**GP/GS:** Career (84/28) [11/4]; 2017 (16/0) [1/0]; 2016 (10/1); 2015 (15/2) [3/0]; 2014 (0/0) [1/0]; 2013 (2/0); 2012 (16/11) [2/1]; 2011 (16/13) [3/3]; 2010 (9/1) [1/0].

**2017:** Played in all 16 games...Recorded 16 tackles with a career-best 3.5 sacks for 26.5 yards lost...**At Chicago (10/22):** Saw action as a reserve defensive tackle...Recorded one tackle and one sack...Brought down Bears quarterback Mitchell Trubisky for a six-yard loss in the third quarter...**At Tampa Bay (10/29):** Served as a reserve defensive tackle...Tallied two tackles, one half-sack and one quarterback pressure...Combined with defensive end Mario Addison to bring down Buccaneers quarterback Jameis Winston for a seven-yard loss in the third quarter...

**At New Orleans (12/3):** Recorded three tackles and one sack...Brought down Saints quarterback Drew Brees for a 10-yard loss in the fourth quarter...**Vs. Minnesota (12/10):** Saw action as a reserve defensive tackle...Tallied one tackle, one sack and one quarterback pressure...Brought down Vikings quarterback Case Keenum for a seven-yard loss in the third quarter...**Vs. Tampa Bay (12/24):** Saw action as a reserve defensive tackle...Recorded two tackles and two quarterback pressures.

**POSTSEASON:** **At New Orleans (1/7):** Saw action as a reserve defensive tackle...Did not record any statistics.

**COLLEGE:** Played in 44 games with 21 starts at Mississippi State...Totaled 72 tackles, 8.5 tackles for loss, 3.5 sacks, six quarterback pressures and one fumble recovery...As a senior in 2009, played in 12 games with 10 starts...Produced 35 tackles, two tackles for loss, 1.5 sacks and one quarterback pressure...Played in 12 games with two starts as a junior in 2008...Registered 13 tackles, 3.5 tackles for loss, two sacks and two quarterback pressures...Played in 13 games with nine starts in 2007 as a sophomore...Collected 17 tackles, three tackles for loss, three quarterback pressures and one fumble recovery in addition to blocking one kick...As a freshman in 2006, played in seven games...Had seven tackles.

**PERSONAL:** Attended North Clayton High School in College Park, Ga....Majored in fitness management at Mississippi State.

## KYLE LOVE CAREER STATISTICS

Year	Team	GP/GS	Tot	T	A	Sack	Yds	INT	Yds	Lg	TD	PD	FF	FR	Yds	TD
2010	N.E.	9/1	7	5	2	1.0	4.0	0	0	0	0	1	0	0	0	0
2011	N.E.	16/13	33	20	13	3.0	14.0	0	0	0	0	0	0	1	0	0
2012	N.E.	16/11	25	11	14	1.5	4.0	0	0	0	0	0	0	0	0	0
2013	K.C./Jac.	2/0	4	1	3	0.0	0.0	0	0	0	0	0	0	0	0	0
2014	Carolina	0/0	0	0	0	0.0	0.0	0	0	0	0	0	0	0	0	0
2015	Carolina	15/2	19	13	6	3.0	23.0	0	0	0	0	0	0	1	0	0
2016	Carolina	10/1	19	11	8	1.5	11.0	0	0	0	0	0	1	1	0	0
2017	Carolina	16/0	16	10	6	3.5	26.5	0	0	0	0	0	0	0	0	0
<b>Totals</b>		<b>84/28</b>	<b>123</b>	<b>71</b>	<b>52</b>	<b>13.5</b>	<b>82.5</b>	<b>0</b>	<b>0</b>	<b>0</b>	<b>0</b>	<b>1</b>	<b>1</b>	<b>3</b>	<b>0</b>	<b>0</b>

### POSTSEASON

Year	Team	GP/GS	Tot	T	A	Sack	Yds	INT	Yds	Lg	TD	PD	FF	FR	Yds	TD
2010	N.E.	1/0	1	0	1	0.0	0.0	0	0	0	0	0	0	0	0	0
2011	N.E.	3/3	7	3	4	0.0	0.0	0	0	0	0	0	0	0	0	0
2012	N.E.	2/1	1	0	1	0.0	0.0	0	0	0	0	0	0	0	0	0
2014	Carolina	1/0	2	0	2	0.0	0.0	0	0	0	0	0	0	0	0	0
2015	Carolina	3/0	2	2	0	1.0	7.0	0	0	0	0	0	0	0	0	0
2017	Carolina	1/0	0	0	0	0.0	0.0	0	0	0	0	0	0	0	0	0
<b>Totals</b>		<b>11/4</b>	<b>13</b>	<b>5</b>	<b>8</b>	<b>1.0</b>	<b>7.0</b>	<b>0</b>	<b>0</b>	<b>0</b>	<b>0</b>	<b>0</b>	<b>0</b>	<b>0</b>	<b>0</b>	<b>0</b>

### SINGLE-GAME CAREER HIGHS

<b>TACKLES</b>	4	8x, last at Tampa Bay (1/1/17)
<b>SACKS</b>	1.0	12x, last vs. Minnesota (12/10/17)
<b>FUMBLE RECOVERIES</b>	1	3x, last at Washington (12/19/16)
<b>FORCED FUMBLES</b>	1	at Washington (12/19/16)

## KYLE LOVE GAME-BY-GAME

### 2017 CAROLINA

Date	Opp	W/L	P/S	T	S	A	SACK	QBP	FR	FF	PD	INT	YDS	LG	TD
09/10	@ San Francisco	W	P	1	1	0	0.0	0	0	0	0	-	-	-	0
09/27	BUFFALO	W	P	1	0	1	0.0	2	0	0	0	-	-	-	0
09/24	NEW ORLEANS	L	P	0	0	0	0.0	0	0	0	0	-	-	-	0
10/01	@ New England	W	P	0	0	0	0.0	1	0	0	0	-	-	-	0
10/08	@ Detroit	W	P	0	0	0	0.0	1	0	0	0	-	-	-	0
10/12	PHILADELPHIA	L	P	0	0	0	0.0	0	0	0	0	-	-	-	0
10/22	@ Chicago	L	P	1	1	0	1.0	0	0	0	0	-	-	-	0
10/29	@ Tampa Bay	W	P	2	0	2	0.5	1	0	0	0	-	-	-	0
11/05	ATLANTA	W	P	1	1	0	0.0	1	0	0	0	-	-	-	0
11/13	MIAMI	W	P	1	0	1	0.0	0	0	0	0	-	-	-	0
11/26	@ New York Jets	W	P	1	0	1	0.0	0	0	0	0	-	-	-	0
12/03	@ New Orleans	L	P	3	2	1	1.0	0	0	0	0	-	-	-	0
12/10	MINNESOTA	W	P	1	1	0	1.0	1	0	0	0	-	-	-	0
12/17	GREEN BAY	W	P	0	0	0	0.0	1	0	0	0	-	-	-	0
12/24	TAMPA BAY	W	P	2	2	0	0.0	2	0	0	0	-	-	-	0
12/31	@ Atlanta	L	P	2	2	0	0.0	0	0	0	0	-	-	-	0
<b>TOTALS</b>				<b>16/0</b>	<b>16</b>	<b>10</b>	<b>6</b>	<b>3.5</b>	<b>10</b>	<b>0</b>	<b>0</b>	<b>0</b>	<b>0</b>	<b>0</b>	<b>0</b>

### POSTSEASON

01/07	@ New Orleans	L	P	0	0	0	0.0	0	0	0	0	-	-	-	0
<b>TOTALS</b>				<b>1/0</b>	<b>0</b>	<b>0</b>	<b>0</b>	<b>0.0</b>	<b>0</b>	<b>0</b>	<b>0</b>	<b>0</b>	<b>0</b>	<b>0</b>	<b>0</b>

## 2016 CAROLINA

Date	Opp	W/L	P/S	T	S	A	SACK	QBP	FR	FF	PD	INT	YDS	LG	TD
10/02	@ Atlanta	L	P	1	1	0	1.0	0	0	0	0	-	-	-	0
10/10	TAMPA BAY	L	P	3	1	2	0.5	0	0	0	0	-	-	-	0
10/16	@ New Orleans	L	P	2	2	0	0.0	1	0	0	0	-	-	-	0
10/30	ARIZONA	W	P	3	2	1	0.0	0	0	0	0	-	-	-	0
11/06	@ Los Angeles	W	P	0	0	0	0.0	0	0	0	0	-	-	-	0
11/13	KANSAS CITY	L					INACTIVE - KNEE								
11/17	NEW ORLEANS	W	P	1	1	0	0.0	0	0	0	0	-	-	-	0
11/27	@ Oakland	L	P	3	1	2	0.0	0	0	0	0	-	-	-	0
12/04	@ Seattle	L	P	1	0	1	0.0	0	0	0	0	-	-	-	0
12/11	SAN DIEGO	W					INACTIVE								
12/19	@ Washington	W	S	1	1	0	0.0	0	1	1	0	-	-	-	0
12/24	ATLANTA	L					INACTIVE								
01/01	@ Tampa Bay	L	P	4	2	2	0.0	1	0	0	0	-	-	-	0
<b>TOTALS</b>			<b>10/1</b>	<b>19</b>	<b>11</b>	<b>8</b>	<b>1.5</b>	<b>2</b>	<b>1</b>	<b>1</b>	<b>0</b>	<b>0</b>	<b>0</b>	<b>0</b>	<b>0</b>

## 2015 CAROLINA

Date	Opp	W/L	P/S	T	S	A	SACK	QBP	FR	FF	PD	INT	YDS	LG	TD
09/13	@ Jacksonville	W	S	0	0	0	0.0	0	0	0	0	-	-	-	0
09/20	HOUSTON	W	S	4	2	2	0.0	0	0	0	0	-	-	-	0
09/27	NEW ORLEANS	W	P	2	0	2	0.0	2	0	0	0	-	-	-	0
10/04	@ Tampa Bay	W	P	1	1	0	0.0	0	0	0	0	-	-	-	0
10/18	@ Seattle	W	P	0	0	0	0.0	0	0	0	0	-	-	-	0
10/25	PHILADELPHIA	W	P	0	0	0	0.0	1	0	0	0	-	-	-	0
11/02	INDIANAPOLIS	W	P	1	1	0	0.0	0	0	0	0	-	-	-	0
11/08	GREEN BAY	W	P	1	1	0	0.0	1	1	0	0	-	-	-	0
11/15	@ Tennessee	W	P	2	1	1	0.0	0	0	0	0	-	-	-	0
11/22	WASHINGTON	W	P	2	2	0	1.0	0	0	0	0	-	-	-	0
11/26	@ Dallas	W	P	1	1	0	0.0	0	0	0	0	-	-	-	0
12/06	@ New Orleans	W	P	2	2	0	0.0	0	0	0	0	-	-	-	0
12/13	ATLANTA	W	P	1	1	0	1.0	0	0	0	0	-	-	-	0
12/20	@ New York Giants	W	P	1	0	1	0.0	0	0	0	0	-	-	-	0
12/27	@ Atlanta	L					INACTIVE - CONCUSSION								
01/03	TAMPA BAY	W	P	1	1	0	1.0	0	0	0	0	-	-	-	0
<b>TOTALS</b>			<b>15/2</b>	<b>19</b>	<b>13</b>	<b>6</b>	<b>3.0</b>	<b>4</b>	<b>1</b>	<b>0</b>	<b>0</b>	<b>0</b>	<b>0</b>	<b>0</b>	<b>0</b>

## POSTSEASON

01/17	SEATTLE	W	P	0	0	0	0.0	0	0	0	0	-	-	-	0
01/24	ARIZONA	W	P	1	1	0	1.0	0	0	0	0	-	-	-	0
02/07	@ Denver	L	P	1	1	0	0.0	0	0	0	0	-	-	-	0
<b>TOTALS</b>			<b>3/0</b>	<b>2</b>	<b>2</b>	<b>0</b>	<b>1.0</b>	<b>0</b>	<b>0</b>	<b>0</b>	<b>0</b>	<b>0</b>	<b>0</b>	<b>0</b>	<b>0</b>

# COLE LUKE

CORNERBACK • NOTRE DAME  
2ND NFL SEASON  
2ND PANTHERS SEASON



# 32

Ht: 5-11 Wt: 200 • Born: June 30, 1995 • NFL Games Played/Started: 0/0 • Acquired: FA-17

## PRO CAREER

• Inactive for 2017 season opener before being placed on injured reserve with season-ending ankle injury.

**TRANSACTIONS:** Signed as an undrafted free agent by Carolina (5/5/17)...Placed on injured reserve with Carolina with ankle injury (9/14/17).

**GP/GS:** Career (0/0): 2017 (0/0).

**2017:** Inactive for season opener at San Francisco (9/10/17)...Placed on injured reserve with season-ending ankle injury (9/14/17).

**COLLEGE:** Played in 51 games with 38 starts at Notre Dame...Led or tied for the team lead in interceptions three times and passes defended three times...Tallied 152 tackles, 5.5 tackles for loss, one sack, eight interceptions, 24 passes defended and two forced fumbles... As a senior in 2016, started 12 games...Ranked first on the Fighting Irish with two interceptions and tied for first with six passes defended...Posted 48 tackles and two

tackles for loss...Returned a blocked extra point for two points against Syracuse...As a junior in 2015, started 13 games...Tied for first on the team with two interceptions and five passes defended...Recorded 41 tackles and one tackle for loss...Started 13 games as a sophomore...Tied for first on the team with four interceptions...Paced the team with 11 passes defended, which equaled the third most in school history...One of 11 players in the FBS with at least four interceptions and 11 passes defended...Compiled 48 tackles, two tackles for loss, one sack and two forced fumbles...As a freshman in 2013, played in 13 games...Logged 15 tackles, 0.5 tackles for loss and two passes defended.

**PERSONAL:** Attended Hamilton High School in Chandler, Ariz...Majored in information technologies management at Notre Dame.

ADMINISTRATION  
& COACHES

COLE  
LUKE

ROOKIES

2017 IN REVIEW

RECORDS

TEAM HISTORY

REFERENCE

# CHRIS MANHERTZ

TIGHT END • CANISIUS

3RD NFL SEASON  
3RD PANTHERS SEASON



# 82

Ht: 6-6 Wt: 255 • Born: April 10, 1992 • NFL Games Played/Started: 23/6 [0/0] • Acquired: WV-16 (NO)

## PRO CAREER

•Saw action in all 16 games in 2017 with four starts before landing on injured reserve prior to the playoffs.

•Made two receptions for 17 yards, including a career-long 11-yard grab at Chicago (10/22/17).

•Played in four games for Carolina and an additional three games with two starts for New Orleans in 2016.

•Recorded first career catch for a 10-yard gain vs. Atlanta (12/24/16).

•Started at tight end for New Orleans in NFL debut at New York Giants (9/18/16).

**TRANSACTIONS:** Signed as a free agent by Buffalo (12/30/14)...Waived by Buffalo (8/19/15)...Signed as a free agent by New Orleans (8/24/15)...Waived by New Orleans (9/5/15)...Signed to practice squad by New Orleans (9/7/15)...Signed as a free agent by New Orleans (1/5/16)...Waived by New Orleans (10/15/16)...Claimed off waivers by Carolina (10/17/16)...Placed on injured reserve with an ankle injury (1/2/18).

**GP/GS:** Career (23/6) [0/0]; 2017 (16/4) [0/0]; 2016 (7/2).

**2017:** Played in all 16 regular season games and totaled two receptions for 17 yards...Helped open holes for a running game that averaged 131.4 yards per game and ranked fourth in the NFL...**At Chicago (10/22)**...Played as a reserve tight end and on special teams...Notched an 11-yard reception...**Vs. Miami (11/13)**...Blocking efforts helped the Panthers total 294 yards rushing, just five yards short of the franchise record...**Vs. Minnesota (12/10)**...Caught one pass for six yards as a reserve tight end.

**COLLEGE:** Played basketball at Canisius...Appeared in 116 games with 94 starts...Averaged 6.5 points and 6.8 rebounds per game...Finished career ranked fourth in school history with 789 rebounds...Led the Golden Griffins in rebounding three consecutive seasons as sophomore (2011-12), junior (2012-13) and senior (2013-14).

**PERSONAL:** Attended Cardinal Spellman High School in the Bronx, N.Y....Majored in health and wellness at Canisius.

## CHRIS MANHERTZ CAREER STATISTICS

Year	Team	GP	GS	RECEIVING				
				No	Yds	Avg	Lg	TD
2016	N.O. / Car.	7	2	1	10	10.0	10	0
2017	Carolina	16	4	2	17	8.5	11	0
<b>Totals</b>		<b>23</b>	<b>6</b>	<b>3</b>	<b>27</b>	<b>9.0</b>	<b>11</b>	<b>0</b>

### SINGLE-GAME CAREER HIGHS

**RECEPTIONS** 1 3x, last vs. Minnesota (12/10/17)

**RECEIVING YARDS** 11 at Chicago (10/22/17)

**LONG RECEPTION** 11 at Chicago (10/22/17)

ADMINISTRATION  
& COACHES

CHRIS  
MANHERTZ

ROOKIES

2017 IN REVIEW

RECORDS

TEAM HISTORY

REFERENCE

# CHRIS MANHERTZ GAME-BY-GAME

## 2017 CAROLINA

Date	Opp	W/L	P/S	Rec	Yds	Avg	Long	TD
09/10	@ San Francisco	W	P	0	0	-	-	0
09/27	BUFFALO	W	P	0	0	-	-	0
09/24	NEW ORLEANS	L	P	0	0	-	-	0
10/01	@ New England	W	S	0	0	-	-	0
10/08	@ Detroit	W	P	0	0	-	-	0
10/12	PHILADELPHIA	L	P	0	0	-	-	0
10/22	@ Chicago	L	P	1	11	11.0	11	0
10/29	@ Tampa Bay	W	S	0	0	-	-	0
11/05	ATLANTA	W	P	0	0	-	-	0
11/13	MIAMI	W	P	0	0	-	-	0
11/26	@ New York Jets	W	S	0	0	-	-	0
12/03	@ New Orleans	L	S	0	0	-	-	0
12/10	MINNESOTA	W	P	1	6	6.0	6	0
12/17	GREEN BAY	W	P	0	0	-	-	0
12/24	TAMPA BAY	W	P	0	0	-	-	0
12/31	@ Atlanta	L	P	0	0	-	-	0
<b>TOTALS</b>			<b>16/4</b>	<b>2</b>	<b>17</b>	<b>8.5</b>	<b>11</b>	<b>0</b>

## POSTSEASON

01/07	@ New Orleans			INJURED RESERVE - ANKLE				
<b>TOTALS</b>			<b>0/0</b>	<b>0</b>	<b>0</b>	<b>0.0</b>	<b>0</b>	<b>0</b>

## 2016 NEW ORLEANS

Date	Opp	W/L	P/S	Rec	Yds	Avg	Long	TD
09/09	OAKLAND	L				INACTIVE		
09/18	@ New York Giants	W	S	0	0	-	-	0
09/26	ATLANTA	L	S	0	0	-	-	0
10/02	@ San Diego	W	P	0	0	-	-	0
<b>TOTALS</b>			<b>3/2</b>	<b>0</b>	<b>0</b>	<b>0.0</b>	<b>0</b>	<b>0</b>

## 2016 CAROLINA

Date	Opp	W/L	P/S	Rec	Yds	Avg	Long	TD
10/30	ARIZONA	W				INACTIVE		
11/06	@ Los Angeles	W				INACTIVE		
11/13	KANSAS CITY	L				INACTIVE		
11/17	NEW ORLEANS	W	P	0	0	-	-	0
11/27	@ Oakland	L	P	0	0	-	-	0
12/04	@ Seattle	L				INACTIVE		
12/11	SAN DIEGO	W				INACTIVE		
12/19	@ Washington	W				INACTIVE		
12/24	ATLANTA	L	P	1	10	10.0	10	0
01/01	@ Tampa Bay	L	P	0	0	-	-	0
<b>TOTALS</b>			<b>4/0</b>	<b>1</b>	<b>10</b>	<b>10.0</b>	<b>10</b>	<b>0</b>

# DAVID MAYO

LINEBACKER • TEXAS STATE

4TH NFL SEASON  
4TH PANTHERS SEASON



Ht: 6-2 Wt: 245 • Born: August 8, 1993 • NFL Games Played/Started: 43/1 [4/0] • Acquired: D5a-15

## PRO CAREER

- Played in 16 games with his first career start for Carolina in 2017...Played in Wild Card playoff game at New Orleans.
- Notched 16 tackles with one pass deflection on defense in 2017...Added team-high eight special teams tackles, moving into top 25 all-time with 30 career special teams tackles.
- Played in 15 games for Carolina in 2016, primarily on special teams...Posted nine tackles and a team-high 11 special teams tackles.
- Recorded career-high seven tackles on defense at Tampa Bay (1/1/17).
- Played in 12 games for Carolina in 2015 rookie season and saw action in all three postseason contests, including Super Bowl 50 vs. Denver (2/7/16)...Tied for third on the team with 11 special teams tackles in 2015.

**TRANSACTIONS:** Selected in the fifth round (169th overall) of the NFL Draft by Carolina (5/2/15).

**GP/GS:** Career (43/1) [4/0]; 2017 (16/1) [1/0]; 2016 (15/0); 2015 (12/0) [3/0].

**2017:** Played in all 16 games with one start at linebacker...Tallied 16 tackles on defense with one pass deflection...Added team-high eight special teams tackles...**vs. Philadelphia (10/12):** Served as a reserve linebacker, stepping in for an injured Luke Kuechly...Tallied three tackles and

one pass defense...**At Chicago (10/22):** Recorded first career NFL start, stepping in for an injured Luke Kuechly...Tallied season-high five tackles on defense...Recorded one special teams tackle.

**COLLEGE:** Spent final three seasons at Texas State following one year at Santa Monica College...Played in 29 games with 28 starts for the Bobcats...Totaled 284 tackles, 10 tackles for loss, 2.5 sacks, three forced fumbles, two fumble recoveries, four interceptions and seven passes defensed...Sun Belt Conference Defensive Player of the Year in 2014...First-team All-Sun Belt Conference selection...Ranked second in the nation and led the conference with 154 tackles, an average of 12.8 per game...Tied the conference record with 154 tackles, the third most in school history...Posted 4.5 tackles for loss, 1.5 sacks, a team-leading three forced fumbles, one fumble recovery and two passes defensed...Only FBS player in 2015 and first player in conference history to amass 20 or more tackles in two games during the same season after collecting 20 at Tulsa and career-high 22 at UL-Monroe...All-Sun Belt Conference honorable mention in 2013...All-Pacific Conference choice at Santa Monica College in 2011...Helped the Corsairs to the Pacific Conference championship and a berth in the America Bowl.

**PERSONAL:** Attended Scappoose (Ore.) High School...Majored in business management at Texas State.

## DAVID MAYO CAREER STATISTICS

Year	Team	GP/GS	Tot	T	A	Sack	Yds	INT	Yds	Lg	TD	PD	FF	FR	Yds	TD
2015	Carolina	12/0	0	0	0	0.0	0.0	0	0	0	0	0	0	0	0	0
2016	Carolina	15/0	9	7	2	0.0	0.0	0	0	0	0	0	0	0	0	0
2017	Carolina	16/1	16	10	6	0.0	0.0	0	0	0	0	1	0	0	0	0
<b>Totals</b>		<b>43/1</b>	<b>25</b>	<b>17</b>	<b>8</b>	<b>0.0</b>	<b>0.0</b>	<b>0</b>	<b>0</b>	<b>0</b>	<b>0</b>	<b>1</b>	<b>0</b>	<b>0</b>	<b>0</b>	<b>0</b>

### POSTSEASON

Year	Team	GP/GS	Tot	T	A	Sack	Yds	INT	Yds	Lg	TD	PD	FF	FR	Yds	TD
2015	Carolina	3/0	0	0	0	0.0	0.0	0	0	0	0	0	0	0	0	0
2017	Carolina	1/0	0	0	0	0.0	0.0	0	0	0	0	0	0	0	0	0
<b>Totals</b>		<b>4/0</b>	<b>0</b>	<b>0</b>	<b>0</b>	<b>0.0</b>	<b>0.0</b>	<b>0</b>	<b>0</b>	<b>0</b>	<b>0</b>	<b>0</b>	<b>0</b>	<b>0</b>	<b>0</b>	<b>0</b>

### ADDITIONAL STATISTICS

**SPECIAL TEAMS TACKLES:** 2015 (11); 2016 (11); 2017 (8).

### SINGLE-GAME CAREER HIGHS

**TACKLES** 7 at Tampa Bay (1/1/17)  
**PASSES DEFENSED** 1 vs. Philadelphia (10/12/17)



# DAVID MAYO GAME-BY-GAME

## 2017 CAROLINA

Date	Opp	W/L	P/S	T	S	A	SACK	QBP	FR	FF	PD	INT	YDS	LG	TD
09/10	@ San Francisco	W	P	0	0	0	0.0	0	0	0	0	-	-	-	0
09/27	BUFFALO	W	P	0	0	0	0.0	0	0	0	0	-	-	-	0
09/24	NEW ORLEANS	L	P	3	2	1	0.0	0	0	0	0	-	-	-	0
10/01	@ New England	W	P	0	0	0	0.0	0	0	0	0	-	-	-	0
10/08	@ Detroit	W	P	0	0	0	0.0	0	0	0	0	-	-	-	0
10/12	PHILADELPHIA	L	P	3	3	0	0.0	0	0	0	1	-	-	-	0
10/22	@ Chicago	L	S	5	3	2	0.0	0	0	0	0	-	-	-	0
10/29	@ Tampa Bay	W	P	0	0	0	0.0	0	0	0	0	-	-	-	0
11/05	ATLANTA	W	P	0	0	0	0.0	0	0	0	0	-	-	-	0
11/13	MIAMI	W	P	0	0	0	0.0	0	0	0	0	-	-	-	0
11/26	@ New York Jets	W	P	1	0	1	0.0	0	0	0	0	-	-	-	0
12/03	@ New Orleans	L	P	3	2	1	0.0	0	0	0	0	-	-	-	0
12/10	MINNESOTA	W	P	0	0	0	0.0	0	0	0	0	-	-	-	0
12/17	GREEN BAY	W	P	0	0	0	0.0	0	0	0	0	-	-	-	0
12/24	TAMPA BAY	W	P	1	0	1	0.0	0	0	0	0	-	-	-	0
12/31	@ Atlanta	L	P	0	0	0	0.0	0	0	0	0	-	-	-	0
<b>TOTALS</b>			<b>16/1</b>	<b>16</b>	<b>10</b>	<b>6</b>	<b>0.0</b>	<b>0</b>	<b>0</b>	<b>0</b>	<b>1</b>	<b>0</b>	<b>0</b>	<b>0</b>	<b>0</b>

## POSTSEASON

01/07	@ New Orleans	L	P	0	0	0	0.0	0	0	0	0	-	-	-	0
<b>TOTALS</b>			<b>1/0</b>	<b>0</b>	<b>0</b>	<b>0</b>	<b>0.0</b>	<b>0</b>	<b>0</b>	<b>0</b>	<b>0</b>	<b>0</b>	<b>0</b>	<b>0</b>	<b>0</b>

## 2016 CAROLINA

Date	Opp	W/L	P/S	T	S	A	SACK	QBP	FR	FF	PD	INT	YDS	LG	TD
09/08	@ Denver	L	P	0	0	0	0.0	0	0	0	0	-	-	-	0
09/18	SAN FRANCISCO	W	P	0	0	0	0.0	0	0	0	0	-	-	-	0
09/25	MINNESOTA	L	P	0	0	0	0.0	0	0	0	0	-	-	-	0
10/02	@ Atlanta	L	P	0	0	0	0.0	0	0	0	0	-	-	-	0
10/10	TAMPA BAY	L	P	0	0	0	0.0	0	0	0	0	-	-	-	0
10/16	@ New Orleans	L	P	0	0	0	0.0	0	0	0	0	-	-	-	0
10/30	ARIZONA	W	P	0	0	0	0.0	0	0	0	0	-	-	-	0
11/06	@ Los Angeles	W	P	0	0	0	0.0	0	0	0	0	-	-	-	0
11/13	KANSAS CITY	L	P	0	0	0	0.0	0	0	0	0	-	-	-	0
11/17	NEW ORLEANS	W	P	2	2	0	0.0	0	0	0	0	-	-	-	0
11/27	@ Oakland	L	P	0	0	0	0.0	0	0	0	0	-	-	-	0
12/04	@ Seattle	L	P	0	0	0	0.0	0	0	0	0	-	-	-	0
12/11	SAN DIEGO	W					INACTIVE - CONCUSSION								
12/19	@ Washington	W	P	0	0	0	0.0	0	0	0	0	-	-	-	0
12/24	ATLANTA	L	P	0	0	0	0.0	0	0	0	0	-	-	-	0
01/01	@ Tampa Bay	L	P	7	5	2	0.0	0	0	0	0	-	-	-	0
<b>TOTALS</b>			<b>15/0</b>	<b>9</b>	<b>7</b>	<b>2</b>	<b>0.0</b>	<b>0</b>	<b>0</b>	<b>0</b>	<b>0</b>	<b>0</b>	<b>0</b>	<b>0</b>	<b>0</b>

ADMINISTRATION  
& COACHES

DAVID  
MAYO

ROOKIES

2017 IN REVIEW

RECORDS

TEAM HISTORY

REFERENCE

## 2015 CAROLINA

Date	Opp	W/L	P/S	T	S	A	SACK	QBP	FR	FF	PD	INT	YDS	LG	TD
09/13	@ Jacksonville	W					INACTIVE								
09/20	HOUSTON	W	P	0	0	0	0.0	0	0	0	0	-	-	-	0
09/27	NEW ORLEANS	W	P	0	0	0	0.0	0	0	0	0	-	-	-	0
10/04	@ Tampa Bay	W	P	0	0	0	0.0	0	0	0	0	-	-	-	0
10/18	@ Seattle	W	P	0	0	0	0.0	0	0	0	0	-	-	-	0
10/25	PHILADELPHIA	W	P	0	0	0	0.0	0	0	0	0	-	-	-	0
11/02	INDIANAPOLIS	W	P	0	0	0	0.0	0	0	0	0	-	-	-	0
11/08	GREEN BAY	W	P	0	0	0	0.0	0	0	0	0	-	-	-	0
11/15	@ Tennessee	W	P	0	0	0	0.0	0	0	0	0	-	-	-	0
11/22	WASHINGTON	W	P	0	0	0	0.0	0	0	0	0	-	-	-	0
11/26	@ Dallas	W	P	0	0	0	0.0	0	0	0	0	-	-	-	0
12/06	@ New Orleans	W	P	0	0	0	0.0	0	0	0	0	-	-	-	0
12/13	ATLANTA	W	P	0	0	0	0.0	0	0	0	0	-	-	-	0
12/20	@ New York Giants	W					INACTIVE - HAMSTRING								
12/27	@ Atlanta	L					INACTIVE - HAMSTRING								
01/03	TAMPA BAY	W					INACTIVE								
<b>TOTALS</b>			<b>12/0</b>	<b>0</b>	<b>0</b>	<b>0</b>	<b>0.0</b>	<b>0</b>	<b>0</b>	<b>0</b>	<b>0</b>	<b>0</b>	<b>0</b>	<b>0</b>	<b>0</b>

### POSTSEASON

01/17	SEATTLE	W	P	0	0	0	0.0	0	0	0	0	-	-	-	0
01/24	ARIZONA	W	P	0	0	0	0.0	0	0	0	0	-	-	-	0
02/07	@ Denver	L	P	0	0	0	0.0	0	0	0	0	-	-	-	0
<b>TOTALS</b>			<b>3/0</b>	<b>0</b>	<b>0</b>	<b>0</b>	<b>0.0</b>	<b>0</b>	<b>0</b>	<b>0</b>	<b>0</b>	<b>0</b>	<b>0</b>	<b>0</b>	<b>0</b>

# CHRISTIAN McCAFFREY

RUNNING BACK • STANFORD

2ND NFL SEASON  
2ND PANTHERS SEASON



Ht: 5-11 Wt: 205 • Born: June 7, 1996 • NFL Games Played/Started: (16/10) [1/1] • Acquired: D1-17

## NFL RANKINGS

- Became first rookie running back in NFL history with at least 70 receptions and five receiving touchdowns.
- His 80 receptions in 2017 ranked fourth in NFL history among rookie running backs.
- Finished second in NFL in 2017 for receptions (80) and receiving yards (651) by a rookie running back, earning a nod as a finalist for the NFL Rookie of the Year award.

## FRANCHISE RANKINGS

- Set Panthers single-season records for most receptions (80), receiving yards (651) and receiving touchdowns (5) by a running back in a single season.
- Set Panthers rookie single-season records for most receptions (80), scrimmage yards (1,086), yards after catch (593) and first downs (57).
- His 101-yard receiving game against New Orleans (9/24/17) tied single-game franchise record for most receiving yards by a running back.
- His 10 receptions against Philadelphia (10/12/17) were most by a running back or rookie in single game in franchise history.
- Finished third in franchise history for all-purpose yards (1,306) in a rookie season and third in receiving yards (651) in a rookie season.
- Set franchise records for most scrimmage yards (117), receiving yards (101) and longest reception (56) by a rookie in a playoff game (at New Orleans 1/7/18), while receiving yards and TD reception were most by any franchise running back in a playoff game.

## PRO CAREER

- Played all 16 games with 10 starts in rookie campaign for Carolina in 2017...Tallied 1,306 all-purpose yards, third most among all rookies in franchise history...Finished 2017 with 435 rushing yards on 117 attempts (3.7 avg.), 651 receiving yards on 80 receptions and seven total touchdowns (two rushing, five receiving).
- Tallied first 100-yard receiving game against New Orleans (9/24/17), becoming first Panther running back with 100 receiving yards since Jonathan Stewart vs. Green Bay (9/18/11).
- Scored first career touchdown on a six-yard shovel pass at Detroit (10/8/17).
- Had career-best 136 yards from scrimmage against Green Bay (12/17), catching fifth touchdown.

**TRANSACTIONS:** Drafted by Carolina in the first round (8th overall) of the 2017 NFL Draft.

**GP/GS:** Career (16/10) [1/1]; 2017 (16/10) [1/1].

**2017:** Totaled 651 receiving yards and 432 rushing yards in 16 games played with 10 starts...Added 162 yards on 22 punt returns and 58 yards on three kickoff returns...Tallied five receiving touchdowns and two rushing touchdowns...**At San Francisco (9/10):** Started at running back and totaled 47 yards on the ground and 38 receiving yards in rookie debut...**Vs. New Orleans (9/24):** Led team with 101 yards receiving on nine receptions, including 37-yard reception...Became first Panthers running back since Jonathan Stewart in 2011 to amass 100 receiving yards in a game...**At Detroit (10/8):** Caught five passes for 31 yards, including a six-yard shovel pass for his first career touchdown...**At Philadelphia (10/12):** Recorded 56 receiving yards and one touchdown on a career-high 10 receptions...Returned three punts for 35 yards, including a career-long 25 yard return into Philadelphia territory to help set up a touchdown...**At Tampa Bay (10/29):** Tied the game high with five receptions for a team-leading 49 yards...Established a new franchise record for receptions by a running back with 49, surpassing the previous record of 47 by Jonathan Stewart in 2011...**Vs. Atlanta (11/5):** Rushed for a career-high 66 yards and a four-yard touchdown on 15 carries...**Vs. Miami (11/13):** Rushed for 23 yards on five attempts and added three receptions for 27 yards, scoring two touchdowns, one rushing and one receiving...Moved into first place all-time for receiving yards by a franchise running back in a single season in franchise history with 433 yards, passing Jonathan Stewart's 413 yards in 2013...Became the 12th player in franchise history with a rushing and receiving touchdown in one game and the first to do it since Mike Tolbert (10/25/15)...Part of a team rushing performance of 294 yards, second-most in franchise history...**At New York Jets (11/26):** Accounted for 119 all-purpose yards (62 rushing, 35 receiving, 22 punt return)...Ran the ball seven times for 62 yards, including a career-long 40-yard rush in the second quarter...**Vs. Green Bay (12/17):** Started at running back and rushed 12 times for team-high 63 yards...Caught six catches for 73 yards and a touchdown...Totaled season-best 136 scrimmage yards...Became first rookie running back in NFL history with at least 70 receptions and five receiving touchdowns.

**POSTSEASON:** **At New Orleans (1/7):** Started in his playoff debut...Finished with 101 receiving yards and a touchdown on six catches and 16 rushing yards on six carries...Scored on a 56-yard touchdown catch late in the fourth quarter, the longest reception by a running back in postseason franchise history and tied for 10th longest all-time in NFL postseason history...His 101 receiving yards were the most by a running back in franchise post-season history.

ADMINISTRATION  
& COACHES

CHRISTIAN  
McCAFFREY

ROOKIES

2017 IN REVIEW

RECORDS

TEAM HISTORY

REFERENCE

**COLLEGE:** Played in 38 games with 25 starts at Stanford...Entered NFL following junior season...Totaled 6,987 all-purpose yards finishing second in school history, and finished seventh in school history with 33 total touchdowns...Rushed for 3,922 yards, finishing third in school history, with 21 touchdowns on 632 attempts... Finished career second in school history with an average of 6.2 yards per carry and third with 19 100-yard rushing games...Posted 99 catches for 1,206 yards and 10 touchdowns...Averaged 26.4 yards on 56 kickoff returns for 1,479 yards and one touchdown...Generated an 11.2-yard punt return average on 34 returns for 380 yards and one touchdown...Heisman Finalist and AP Player of the Year after sophomore season...Two-time All-American... Two-time All-Pac-12 honoree...Led nation with 211.5

all-purpose yards per game in junior season...Set NCAA record with 3,864 all-purpose yards in sophomore campaign...Set then-school records for single-season rushing yards (2,019) single-game rushing yards (284) and consecutive 100-yard rushing games (9)...Became the first player in Rose Bowl history to have 100 rushing and 100 receiving yards while setting a Rose Bowl record with 368 all-purpose yards

**PERSONAL:** Attended Valor Christian High School in Highlands Ranch, Colo....Majored in communication at Stanford...Father, Ed, played wide receiver for the New York Giants from 1991-94, San Francisco 49ers in 1994 and Denver Broncos from 1994-2003.

## CHRISTIAN McCAFFREY CAREER STATISTICS

Year	Team	GP	GS	RUSHING					RECEIVING				
				Att	Yds	Avg	Lg	TD	No	Yds	Avg	Lg	TD
2017	Carolina	16	10	117	432	3.7	40	2	80	651	8.1	37	5
<b>Totals</b>		<b>16</b>	<b>10</b>	<b>117</b>	<b>432</b>	<b>3.7</b>	<b>40</b>	<b>2</b>	<b>80</b>	<b>651</b>	<b>8.1</b>	<b>37</b>	<b>5</b>

Year	Team	KICKOFF RETURNS					PUNT RETURNS					
		No	Yds	Avg	Lg	TD	No	Yds	Avg	FC	Lg	TD
2017	Carolina	3	58	19.3	21	0	22	162	7.4	9	21	0
<b>Totals</b>		<b>3</b>	<b>58</b>	<b>19.3</b>	<b>21</b>	<b>0</b>	<b>22</b>	<b>162</b>	<b>7.4</b>	<b>9</b>	<b>21</b>	<b>0</b>

### POSTSEASON

Year	Team	GP	GS	RUSHING					RECEIVING				
				Att	Yds	Avg	Lg	TD	No	Yds	Avg	Lg	TD
2017	Carolina	1	1	6	16	2.7	7	0	6	101	16.8	56t	1
<b>Totals</b>		<b>1</b>	<b>1</b>	<b>6</b>	<b>16</b>	<b>2.7</b>	<b>7</b>	<b>0</b>	<b>6</b>	<b>101</b>	<b>16.8</b>	<b>56t</b>	<b>1</b>

### SINGLE-GAME CAREER HIGHS

RUSH ATTEMPTS	15	vs. Atlanta (11/5/17)
RUSHING YARDS	66	vs. Atlanta (11/5/17)
LONG RUSH	40	at New York Jets (11/26/17)
RUSHING TDS	1	2x, last vs. Miami (11/13/17)
RECEPTIONS	10	vs. Philadelphia (10/12/17)
RECEIVING YARDS	101	vs. New Orleans (9/24/17)
LONG RECEPTION	37	vs. New Orleans (9/24/17)
RECEIVING TDS	1	5x, last vs. Green Bay (12/17/17)
PUNT RETURNS	5	vs. Buffalo (9/17/17)
PUNT RETURN YARDS	35	vs. Philadelphia (10/12/17)
PUNT RETURN LONG	25	vs. Philadelphia (10/12/17)
KICKOFF RETURNS	3	at New England (10/1/17)
KICKOFF RETURN YARDS	58	at New England (10/1/17)
KICKOFF RETURN LONG	21	at New England (10/1/17)

# CHRISTIAN McCAFFREY GAME-BY-GAME

## 2017 CAROLINA

Date	Opp	W/L	P/S	RUSHING					RECEIVING					PUNT RETURNS					KICKOFF RETURNS					
				Rsh	Yds	Avg	LG	TD	Rec	Yds	Avg	LG	TD	PR	Yds	Avg	LG	TD	KOR	Yds	Avg	LG	TD	
09/10	@ SF	W	S	13	47	3.6	11	0	5	38	7.6	16	0	3	7	2.3	4	0	0	0	-	-	0	
09/27	BUF	W	P	8	10	1.3	6	0	4	34	8.5	14	0	5	30	6.0	11	0	0	0	-	-	0	
09/24	NO	L	S	4	16	4.0	7	0	9	101	11.2	37	0	1	3	3.0	3	0	0	0	-	-	0	
10/01	@ NE	W	P	6	16	2.7	5	0	4	33	8.3	12	0	2	25	12.5	13	0	3	58	19.3	21	0	
10/08	@ DET	W	S	3	7	2.3	5	0	5	31	6.2	10	1	1	13	13.0	13	0	0	0	-	-	0	
10/12	PHI	L	P	4	8	2.0	4	0	10	56	5.6	15	1	3	35	11.7	25	0	0	0	-	-	0	
10/22	@ CHI	L	S	7	10	1.4	4	0	7	36	5.1	20	0	3	17	5.7	10	0	0	0	-	-	0	
10/29	@ TB	W	P	4	3	0.8	4	0	5	49	9.8	16	0	0	0	-	-	0	0	0	-	-	0	
11/05	ATL	W	S	15	66	4.4	17	1	5	28	5.6	9	0	0	0	-	-	0	0	0	-	-	0	
11/13	MIA	W	S	5	23	4.6	16	1	3	27	9.0	19	1	2	10	5.0	8	0	0	0	-	-	0	
11/26	@ NYJ	W	P	7	62	8.9	40	0	2	35	17.5	26	0	2	22	11.0	14	0	0	0	-	-	0	
12/03	@ NO	L	P	6	16	2.7	5	0	5	33	6.6	21	1	0	0	-	-	0	0	0	-	-	0	
12/10	MIN	W	S	8	35	4.4	8	0	3	18	6.0	15	0	0	0	-	-	0	0	0	-	-	0	
12/17	GB	W	S	12	63	5.3	15	0	6	73	12.2	21	1	0	0	-	-	0	0	0	-	-	0	
12/24	TB	W	S	9	39	4.3	10	0	2	19	9.5	12	0	0	0	-	-	0	0	0	-	-	0	
12/31	@ ATL	L	S	6	14	2.3	8	0	5	40	8.0	20	0	0	0	-	-	0	0	0	-	-	0	
<b>TOTALS</b>				<b>16/10</b>	<b>117</b>	<b>435</b>	<b>3.7</b>	<b>40</b>	<b>2</b>	<b>80</b>	<b>651</b>	<b>8.1</b>	<b>37</b>	<b>5</b>	<b>22</b>	<b>162</b>	<b>7.4</b>	<b>25</b>	<b>0</b>	<b>0</b>	<b>58</b>	<b>19.3</b>	<b>21</b>	<b>0</b>
<b>POSTSEASON</b>																								
01/07	@NO	L	1/1	6	16	2.7	7	0	6	101	16.8	56T	1	0	0	-	-	0	0	0	-	-	0	
<b>TOTALS</b>				<b>1/1</b>	<b>6</b>	<b>16</b>	<b>2.7</b>	<b>7</b>	<b>0</b>	<b>6</b>	<b>101</b>	<b>16.8</b>	<b>56T</b>	<b>1</b>	<b>0</b>	<b>0</b>	<b>-</b>	<b>-</b>	<b>0</b>	<b>0</b>	<b>0</b>	<b>-</b>	<b>-</b>	<b>0</b>

## McCAFFREY SETS FRANCHISE RECORDS

Christian McCaffrey finished as the franchise record-holder for most receptions (80), receiving yards (651) and receiving touchdowns (5) by a running back in a single season in 2017. He also set the franchise record for most receptions by a rookie (80), scrimmage yards by a rookie (1,086), yards after catch by a rookie (593) and first downs by a rookie (57).

His 101-yard receiving game in Week 3 against New Orleans (9/24/17) tied the single-game franchise mark for most receiving yards by a running back, while his 10 receptions against Philadelphia (10/12/17) were the most by a running back or rookie in franchise history.

Among all-time Carolina Panthers rookies, McCaffrey placed third in all-purpose yards, finishing 131 yards behind DeAngelo Williams.

### PANTHERS LEADERS // ALL-PURPOSE YARDS // ROOKIE SEASON

Player	Yards	Year
Steve Smith	1,994	2001
DeAngelo Williams	1,437	2006
<b>Christian McCaffrey</b>	<b>1,306</b>	<b>2017</b>
Jonathan Stewart	1,232	2008



ADMINISTRATION  
& COACHES

CHRISTIAN  
McCAFFREY

ROOKIES

2017 IN REVIEW

RECORDS

TEAM HISTORY

REFERENCE

# ZACH MOORE

DEFENSIVE END • CONCORDIA-ST. PAUL

2ND NFL SEASON  
2ND PANTHERS SEASON



Ht: 6-6 Wt: 275 • Born: September 5, 1990 • NFL Games Played/Started: 10/1 [0/0] • Acquired: WV-17 (SF)

## PRO CAREER

- Spent first 11 games of 2017 season on the Carolina practice squad before being signed to active roster...Inactive for five regular season games and one playoff game.
- Began 2016 season with Dallas, appearing in one game and finished the year with San Francisco but was not active any games.
- Played in one game for Minnesota in 2015.
- Played in eight games and started one for New England as a rookie in 2014...Recorded three tackles, one forced fumble, one fumble recovery and one half-sack.
- Recorded first start of career at Indianapolis (11/16/14).
- Recorded first forced fumble of career on a split-sack of Jay Cutler vs. Chicago (10/26/14).
- Made NFL debut at Miami (9/7/14).

**TRANSACTIONS:** Selected in the sixth round (198th overall) of the NFL Draft by New England (5/10/14)...Waived by New England (9/5/15)...Signed to practice squad by Minnesota (9/7/15)...Signed as a free agent from practice squad by Minnesota (12/19/15)...Waived by Minnesota (9/3/16)...Signed to practice squad by Dallas (9/6/16)...Signed as a free agent from practice squad by Dallas (12/17/16)...Waived by Dallas (12/26/16)...Claimed off waivers by San Francisco (12/27/16)...Waived by San Francisco (5/2/17)...Claimed off waivers by Carolina (5/3/17)...Waived by Carolina (9/2/17)...Signed to Carolina practice squad (9/3/17)...Signed to active roster from practice squad (12/2/17).

**GP/GS:** Career (10/1) [0/0]; 2017 (0/0) [0/0]; 2016 (1/0); 2015 (1/0) [0/0]; 2014 (8/1) [0/0].

**2017:** Attended training camp with Carolina and was waived in the final roster cutdown...Signed to Panthers practice squad where he practiced for first 11 games of season...Signed to Panthers active roster in Week 13...Inactive for final five regular season games and playoff game.

**COLLEGE:** Played in 39 games with 32 starts at Concordia-St. Paul...First player in school history to be invited to the NFL Scouting Combine and be drafted into the NFL...Finished career with a school record 33 sacks...Produced 130 tackles, 45 tackles for loss, six forced fumbles, two fumble recoveries, one interception and four passes defensed...As a senior in 2013, named First-team All-Northern Sun Conference choice...Started 11 games...Posted 33 tackles, 9.5 tackles for loss, seven sacks, three forced fumbles, two fumble recoveries and three passes defensed...First-team Division II All-American as a junior in 2012...First-team All-Northern Sun Conference selection...Started 11 games...Led the conference with 14 sacks...Registered 39 tackles, 21 tackles for loss, one forced fumble, one interception and one pass defensed...Redshirted in 2011...As a sophomore in 2010, First-team All-Northern Sun Conference choice...Started nine games...Ranked first in the conference with 10 sacks...Notched 42 tackles, 11.5 tackles for loss and one forced fumble...Played in eight games with one start as a freshman in 2009...Logged 16 tackles, three tackles for loss, two sacks and one forced fumble.

**PERSONAL:** Attended Simeon Career Academy in Chicago, Ill....Majored in criminal justice at Concordia-St. Paul.

## ZACH MOORE CAREER STATISTICS

Year	Team	GP/GS	Tot	T	A	Sack	Yds	INT	Yds	Lg	TD	PD	FF	FR	Yds	TD
2014	New England	8/1	3	0	3	0.5	2.5	0	0	0	0	0	1	1	0	0
2015	Minnesota	1/0	0	0	0	0.0	0.0	0	0	0	0	0	0	0	0	0
2016	Dallas/S.F.	1/0	0	0	0	0.0	0.0	0	0	0	0	0	0	0	0	0
2017	Carolina	0/0	0	0	0	0.0	0.0	0	0	0	0	0	0	0	0	0
<b>Totals</b>		<b>10/1</b>	<b>3</b>	<b>0</b>	<b>3</b>	<b>0.5</b>	<b>2.5</b>	<b>0</b>	<b>0</b>	<b>0</b>	<b>0</b>	<b>0</b>	<b>1</b>	<b>1</b>	<b>0</b>	<b>0</b>

ADMINISTRATION  
& COACHES

ZACH  
MOORE

ROOKIES

2017 IN REVIEW

RECORDS

TEAM HISTORY

REFERENCE

# ZACH MOORE GAME-BY-GAME

## 2017 CAROLINA

Date	Opp	W/L	P/S	T	S	A	SACK	QBP	FR	FF	PD	INT	YDS	LG	TD
09/10	@ San Francisco	W						practice squad							
09/27	BUFFALO	W						practice squad							
09/24	NEW ORLEANS	L						practice squad							
10/01	@ New England	W						practice squad							
10/08	@ Detroit	W						practice squad							
10/12	PHILADELPHIA	L						practice squad							
10/22	@ Chicago	L						practice squad							
10/29	@ Tampa Bay	W						practice squad							
11/05	ATLANTA	W						practice squad							
11/13	MIAMI	W						practice squad							
11/26	@ New York Jets	W						practice squad							
12/03	@ New Orleans	L						INACTIVE							
12/10	MINNESOTA	W						INACTIVE							
12/17	GREEN BAY	W						INACTIVE							
12/24	TAMPA BAY	W						INACTIVE							
12/31	@ Atlanta	L						INACTIVE							
<b>TOTALS</b>			0/0	0	0	0	0.0	0	0	0	0	0	0	0	0

## POSTSEASON

01/07	@ New Orleans	L						INACTIVE							
<b>TOTALS</b>			0/0	0	0	0	0.0	0	0	0	0	0	0	0	0

## 2016 SAN FRANCISCO

Date	Opp	W/L	P/S	T	S	A	SACK	QBP	FR	FF	PD	INT	YDS	LG	TD
01/01	SEATTLE	L						INACTIVE							
<b>TOTALS</b>			0/0	0	0	0	0.0	0	0	0	0	0	0	0	0

## 2016 DALLAS

Date	Opp	W/L	P/S	T	S	A	SACK	QBP	FR	FF	PD	INT	YDS	LG	TD
09/11	NEW YORK GIANTS	L						practice squad							
09/18	@ Washington	W						practice squad							
09/25	CHICAGO	W						practice squad							
10/02	@ San Francisco	W						practice squad							
10/09	CINCINNATI	W						practice squad							
10/16	@ Green Bay	W						practice squad							
10/30	PHILADELPHIA	W						practice squad							
11/06	@ Cleveland	W						practice squad							
11/13	@ Pittsburgh	W						practice squad							
11/20	BALTIMORE	W						practice squad							
11/24	WASHINGTON	W						practice squad							
12/01	@ Minnesota	W						practice squad							
12/11	@ New York Giants	L						practice squad							
12/18	TAMPA BAY	W	P	0	0	0	0.0	0	0	0	0	-	-	-	0
<b>TOTALS</b>			1/0	0	0	0	0.0	0	0	0	0	0	0	0	0

ADMINISTRATION  
& COACHES

ZACH  
MOORE

ROOKIES

2017 IN REVIEW

RECORDS

TEAM HISTORY

REFERENCE

## 2015 MINNESOTA

Date	Opp	W/L	P/S	T	S	A	SACK	QBP	FR	FF	PD	INT	YDS	LG	TD
09/14	@ San Francisco	L						practice squad							
09/20	DETROIT	W						practice squad							
09/27	SAN DIEGO	W						practice squad							
10/04	@ Denver	L						practice squad							
10/18	KANSAS CITY	W						practice squad							
10/25	@ Detroit	W						practice squad							
11/01	@ Chicago	W						practice squad							
11/08	ST. LOUIS	W						practice squad							
11/15	@ Dallas	W						practice squad							
11/22	GREEN BAY	L						practice squad							
11/29	@ Atlanta	W						practice squad							
12/06	SEATTLE	L						practice squad							
12/10	@ Arizona	L						practice squad							
12/20	CHICAGO	W	P	0	0	0	0.0	0	0	0	0	0	-	-	0
12/27	NEW YORK GIANTS	W						INACTIVE							
01/03	@ Green Bay	W						INACTIVE							
<b>TOTALS</b>			<b>1/0</b>	<b>0</b>	<b>0</b>	<b>0</b>	<b>0.0</b>	<b>0</b>	<b>0</b>	<b>0</b>	<b>0</b>	<b>0</b>	<b>0</b>	<b>0</b>	<b>0</b>

### POSTSEASON

01/17	SEATTLE	L						INACTIVE							
<b>TOTALS</b>			<b>0/0</b>	<b>0</b>	<b>0</b>	<b>0</b>	<b>0.0</b>	<b>0</b>	<b>0</b>	<b>0</b>	<b>0</b>	<b>0</b>	<b>0</b>	<b>0</b>	<b>0</b>

## 2014 NEW ENGLAND

Date	Opp	W/L	P/S	T	S	A	SACK	QBP	FR	FF	PD	INT	YDS	LG	TD
09/07	@ Miami	L	P	0	0	0	0.0	0	0	0	0	0	-	-	0
09/14	@ Minnesota	W						INACTIVE							
09/21	OAKLAND	W						INACTIVE							
09/29	@ Kansas City	L						INACTIVE							
10/05	CINCINNATI	W						INACTIVE							
10/12	@ Buffalo	W	P	0	0	0	0.0	0	1	0	0	0	-	-	0
10/16	NEW YORK JETS	W	P	0	0	0	0.0	0	0	0	0	0	-	-	0
10/26	CHICAGO	W	P	2	0	2	0.5	0	0	1	0	0	-	-	0
11/02	DENVER	W						INACTIVE							
11/16	@ Indianapolis	W	S	0	0	0	0.0	0	0	0	0	0	-	-	0
11/23	DETROIT	W	P	1	0	1	0.0	0	0	0	0	0	-	-	0
11/30	@ Green Bay	L	P	0	0	0	0.0	0	0	0	0	0	-	-	0
12/07	@ San Diego	W						INACTIVE							
12/14	MIAMI	W						INACTIVE							
12/21	@ New York Jets	W						INACTIVE							
12/28	BUFFALO	L	P	0	0	0	0.0	0	0	0	0	0	-	-	0
<b>TOTALS</b>			<b>8/1</b>	<b>3</b>	<b>0</b>	<b>3</b>	<b>0.5</b>	<b>0</b>	<b>1</b>	<b>1</b>	<b>0</b>	<b>0</b>	<b>0</b>	<b>0</b>	<b>0</b>

### POSTSEASON

01/10	BALTIMORE	W						INACTIVE							
01/18	INDIANAPOLIS	W						INACTIVE							
02/01	SEATTLE	W						INACTIVE							
<b>TOTALS</b>			<b>0/0</b>	<b>0</b>	<b>0</b>	<b>0</b>	<b>0.0</b>	<b>0</b>	<b>0</b>	<b>0</b>	<b>0</b>	<b>0</b>	<b>0</b>	<b>0</b>	<b>0</b>



# TAYLOR MOTON

TACKLE • WESTERN MICHIGAN

2ND NFL SEASON  
2ND PANTHERS SEASON



Ht: 6-5 Wt: 325 • Born: August 18, 1994 • NFL Games Played/Started: 16/0 [1/0] • Acquired: D2b-17

## PRO CAREER

- Played in all 16 regular season games and one playoff game in rookie campaign in 2017.
- Saw action as a reserve offensive lineman and on special teams.

**TRANSACTIONS:** Selected in the second round (64th overall) of the 2017 NFL Draft by Carolina (4/28/17).

**GP/GS:** Career (16/0) [1/0]; 2017 (16/0) [1/0].

**2017:** Helped on an offensive line that powered Carolina's rushing game to finish fourth in the NFL with 131.4 yards per game and record three 200-yard rushing games...

**At San Francisco (9/10):** Made NFL debut on special teams...**Atlanta (11/5):** Saw action on offense in jumbo package and on special teams...Blocking efforts helped the Panthers total 201 yards rushing...**Vs. Miami (11/13):** Saw action on the offense in jumbo package and on special teams...Blocking efforts helped the Carolina offense post 548 total net yards, a new franchise-record...Helped clear running lanes for the Panthers to rush for 294 yards, the second-highest mark in team-history (299, vs. Tampa Bay 12/8/08)...First time in team history that Carolina posted back-to-back 200-yard rushing performances...**Vs. Minnesota (12/10):** Saw action as a reserve offensive lineman...Served as an extra offensive lineman on Jonathan Stewart's 60-yard touchdown run in the first quarter...Part of an offensive line that helped Carolina rush for 216 yards as a team, the most allowed by Minnesota all season.

**POSTSEASON:** **At New Orleans (1/7):** Saw action on special teams and served as an extra lineman in jumbo formations.

**COLLEGE:** Four-year starter and two-time All-Mid-American Conference honoree at Western Michigan...Set a school record for the most starts in a career with 52...Started 39 games at right tackle and 13 at right guard...Cleared paths for a 1,000-yard rusher as a sophomore, junior and senior - the first time in school history the Broncos had a 1,000-yard rusher in three consecutive seasons...First-team All-Mid-American Conference selection as a senior in 2016...Helped Western Michigan to a school record 13 wins, first Mid-American Conference championship since 1988 and first-ever appearance in the Cotton Bowl...Opened holes for rushing attack that ranked second in the conference with an average of 228.9 yards per game...Provided protection for unit that allowed just 15 sacks...As a junior in 2015, named third-team All-Mid-American Conference choice...Key member of offense that finished second in the conference in rushing with an average of 204.6 yards per game...Started 13 games at right tackle as a sophomore in 2014...Made first career catch, snatching a deflected pass out of the air against Bowling Green...Started 12 games at right tackle as a redshirt freshman in 2013...Redshirted as a true freshman in 2012.

**PERSONAL:** Attended Okemos (Mich.) High School...Graduated from Western Michigan with a degree in business...Last name is pronounced MOAT-ton.

ADMINISTRATION  
& COACHES

TAYLOR  
MOTON

ROOKIES

2017 IN REVIEW

RECORDS


TEAM HISTORY

REFERENCE

# CAPTAIN MUNNERLYN

CORNERBACK • SOUTH CAROLINA

10TH NFL SEASON  
7TH PANTHERS SEASON



Ht: 5-9 Wt: 195 • Born: April 10, 1988 • NFL Games Played/Started: 138/80 [3/1] • Acquired: UFA-17 (MIN)

## FRANCHISE RANKINGS

- Ranks first all-time in franchise history with five career interception returns for touchdowns.
- Tied for first in franchise history with two interception returns for touchdowns in same season (2012, 2013).
- Ranks second in franchise history among defensive backs with 7.5 sacks.

## PRO CAREER

- Played in 14 regular season games and one playoff game for Carolina in 2017...Registered 30 tackles, two sacks and five passes defended.
- Led all Panthers secondary players with his two sacks in 2017.

- Played in 15 games with nine starts for Minnesota in 2016...Recorded 51 tackles, three passes defended and one forced fumble.

- Played all 16 games and one playoff game for Minnesota in 2015, starting five of the contests...Posted 56 tackles, two interceptions, seven passes defended, two fumble recoveries, one forced fumble and one sack...Returned one fumble 55 yards for a touchdown at Green Bay (1/3/16).

- Started all 16 games for Minnesota in 2014...Recorded 69 tackles, two interceptions, seven passes defended and one fumble recovery.

- Started all 16 regular season games and one playoff game for Carolina in 2013...Posted 86 tackles, 13 passes defended, 3.5 sacks, two interceptions, one forced fumble and one fumble recovery.

- Returned both interceptions for touchdowns in 2013, matching the franchise record for most in a single season...Scored touchdown on the first play of the game vs. St. Louis (10/20/13), matching club-record for the fastest score, :21 seconds into the game.

- Posted a career-high two sacks with one interception vs. the New York Jets (12/15/13).

- Started 11 games for Carolina in 2012...Tied for the team lead with two interceptions, both returned for touchdowns...Produced a career-high 66 tackles...Contributed to unit that ranked 10th in the NFL in total defense.

- Recorded a career-long 74-yard interception return for a touchdown vs. Tampa Bay (11/18/12).

- Started 14 games for Carolina in 2011, producing 55 tackles, two sacks and seven passes defended.

- Registered first career sack vs. New Orleans (10/9/11), dropping quarterback Drew Brees for a six-yard loss.

- Established career-high three interceptions in 2010, including one returned for a touchdown.

- Produced his first career interception vs. Cincinnati (9/26/10) off quarterback Carson Palmer.

- Tallied first career interception return for a touchdown with a 37-yard return at Cleveland (11/28/10) off quarterback Jake Delhomme.

- Club's primary nickel in 2009, appearing in 15 contests with four starts collecting 43 tackles, one forced fumble, one fumble recovery and two passes defended...Served as primary punt returner, averaging nine yards on 31 returns.

**TRANSACTIONS:** Selected by Carolina in the seventh round (216th overall) of the 2009 NFL Draft (4/26/09)...Placed on injured reserve with an injured left hamstring by Carolina (12/23/11)...Re-signed as an unrestricted free agent by Carolina (3/21/13)...Signed as an unrestricted free agent by Minnesota (3/14/14)...Signed as an unrestricted free agent by Carolina (3/11/17).

**GP/GS:** Career (138/80) [3/1]; 2017 (14/0) [1/0]; 2016 (15/9); 2015 (16/5) [1/0]; 2014 (16/16); 2013 (16/16) [1/1]; 2012 (16/11); 2011 (14/14); 2010 (16/5); 2009 (15/4).

**2017:** Played in 14 games in regular season and one playoff game for Carolina...Inactive for two games...Recorded 30 tackles, five passes defended and two sacks, the most among the team's secondary...**vs. New Orleans (9/24):** Served as the primary nickel back...Tallied season-high five tackles...**At Detroit (10/8):** Served as the primary nickel back...Recorded one tackle, one sack and one quarterback hurry...Sacked Lions' quarterback Matt Stafford for a nine-yard loss in the fourth quarter...**At Chicago (10/22):** Served as the primary nickel back and tallied one tackle and one sack...Notched a nine-yard sack on the final play of the first quarter...**At Tampa Bay (10/29):** Served as the primary nickel back...Recorded two tackles, three quarterback pressures and one pass defense...Hit the hand of Buccaneers Quarterback Jameis Winston on a blitz, tipping the ball into the air and resulting in an interception by safety Mike Adams...**vs. Minnesota (12/10):** Served as the primary nickel back and saw significant time with the absence of linebacker Shaq Thompson...Tallied three tackles and one pass defended...**At Atlanta (12/31):** Served as the team's primary nickel back and tied season high with five tackles and one pass defended.  
**POSTSEASON:** **At New Orleans (1/7):** Served as the primary nickel back and recorded one tackle.

**COLLEGE:** Played in 36 games with 28 starts at South Carolina...Entered NFL following junior season...Finished career with 127 tackles, two sacks, five interceptions, 19 passes defended, two forced fumbles and three fumble recoveries...Averaged 22.8 yards on 33 kickoff returns and 7.6 yards on 37 punt returns...Started 13 games as a junior in 2008...Recorded 44 tackles, two sacks, five passes defended, one forced fumble and two fumble recoveries...Returned nine kickoffs for 218 yards, including an 84-yarder against Kentucky, and 18 punts for 118 yards...Scored a touchdown on an 81-yard blocked field goal return against Kentucky...As a sophomore in 2007,

named first-team All-SEC choice...Played in 11 games with 10 starts for the Gamecocks' fourth-rated pass defense...Posted 47 tackles, three interceptions, seven passes defended, one forced fumble and one fumble recovery...As a freshman in 2006, played in 12 games with five starts...Collected 36 tackles, two interceptions and seven passes defended...Notched 12 kickoff returns for 278 yards and one punt return for no yards.

**PERSONAL:** Attended Murphy High School in Mobile, Ala....Majored in criminal justice at South Carolina.

## CAPTAIN MUNNERLYN CAREER STATISTICS

Year	Team	GP/GS	Tot	T	A	Sack	Yds	INT	Yds	Lg	TD	PD	FF	FR	Yds	TD
2009	Carolina	15/4	43	35	8	0.0	0.0	0	0	0	0	2	1	1	0	0
2010	Carolina	16/5	47	41	6	0.0	0.0	3	37	37t	1	10	1	0	0	0
2011	Carolina	14/14	55	36	19	2.0	7.0	0	0	0	0	7	1	1	0	0
2012	Carolina	16/11	66	51	15	0.0	0.0	2	107	74t	2	6	0	0	0	0
2013	Carolina	16/16	86	60	26	3.5	22.5	2	86	45t	2	13	1	1	0	0
2014	Minnesota	16/16	69	54	15	0.0	0.0	2	1	1	0	7	0	1	0	0
2015	Minnesota	16/5	56	48	8	1.0	9.0	2	30	32	0	7	1	2	55	1
2016	Minnesota	15/9	51	38	13	0.0	0.0	0	0	0	0	3	1	0	0	0
2017	Carolina	14/0	30	24	6	2.0	18.0	0	0	0	0	5	0	0	0	0
<b>Totals</b>		<b>138/80</b>	<b>503</b>	<b>387</b>	<b>116</b>	<b>8.5</b>	<b>36.5</b>	<b>11</b>	<b>261</b>	<b>74t</b>	<b>5</b>	<b>60</b>	<b>6</b>	<b>6</b>	<b>55</b>	<b>1</b>

Year	Team	KICKOFF RETURNS					PUNT RETURNS					
		No	Yds	Avg	Lg	TD	No	Yds	Avg	FC	Lg	TD
2009	Carolina	1	15	15.0	15	0	31	278	9.0	10	37	0
2010	Carolina	2	87	43.5	64	0	30	327	10.9	6	37	0
2012	Carolina	1	17	17.0	17	0	14	72	5.1	5	20	0
<b>Totals</b>		<b>4</b>	<b>119</b>	<b>29.8</b>	<b>64</b>	<b>0</b>	<b>75</b>	<b>677</b>	<b>9.0</b>	<b>21</b>	<b>37</b>	<b>0</b>

### POSTSEASON

Year	Team	GP/GS	Tot	T	A	Sack	Yds	INT	Yds	Lg	TD	PD	FF	FR	Yds	TD
2013	Carolina	1/1	4	0	4	0.0	0	0	0	0	0	0	0	0	0	0
2015	Minnesota	1/0	2	0	2	0.0	0	0	0	0	0	0	0	0	0	0
2017	Carolina	1/0	1	1	0	0.0	0	0	0	0	0	0	0	0	0	0
<b>Totals</b>		<b>3/1</b>	<b>7</b>	<b>1</b>	<b>6</b>	<b>0.0</b>	<b>0</b>	<b>0</b>	<b>0</b>	<b>0</b>	<b>0</b>	<b>0</b>	<b>0</b>	<b>0</b>	<b>0</b>	<b>0</b>

### ADDITIONAL STATISTICS

**SPECIAL TEAMS TACKLES:** 2009 (4); 2011 (6); 2012 (2); 2014 (1).

### SINGLE-GAME CAREER HIGHS

<b>TACKLES</b>	9	4x, last at Carolina (9/25/16)
<b>INTERCEPTIONS</b>	1	11x, last vs. New York Giants (12/27/15)
<b>PASSES DEFENSED</b>	3	at Seattle (12/5/10)
<b>FORCED FUMBLES</b>	1	6x, last vs. Arizona (11/6/16)
<b>FUMBLE RECOVERIES</b>	1	6x, last at Green Bay (1/3/16)
<b>SACKS</b>	2.0	vs. New York Jets (12/15/13)
<b>LONG INT RETURN</b>	74t	vs. Tampa Bay (11/18/12)
<b>KICKOFF RETURNS</b>	1	4x, last vs. Seattle (10/7/12)
<b>KICKOFF RETURN YARDS</b>	64	vs. Baltimore (11/21/10)
<b>LONG KICKOFF RETURN</b>	64	vs. Baltimore (11/21/10)
<b>PUNT RETURNS</b>	5	vs. Buffalo (10/25/09)
<b>PUNT RETURN YARDS</b>	52	vs. Arizona (12/19/10)
<b>LONG PUNT RETURN</b>	37	2x, last at Tampa Bay (11/14/10)

# CAPTAIN MUNNERLYN GAME-BY-GAME

## 2017 CAROLINA

Date	Opp	W/L	P/S	T	S	A	SACK	QBP	FR	FF	PD	INT	YDS	LG	TD
09/10	@ San Francisco	W	P	0	0	0	0.0	0	0	0	0	-	-	-	0
09/27	BUFFALO	W	P	1	1	0	0.0	0	0	0	0	-	-	-	0
09/24	NEW ORLEANS	L	P	5	3	2	0.0	0	0	0	0	-	-	-	0
10/01	@ New England	W	P	1	1	0	0.0	0	0	0	0	-	-	-	0
10/08	@ Detroit	W	P	1	1	0	1.0	1	0	0	0	-	-	-	0
10/12	PHILADELPHIA	L	P	1	1	0	0.0	1	0	0	1	-	-	-	0
10/22	@ Chicago	L	P	1	1	0	1.0	0	0	0	0	-	-	-	0
10/29	@ Tampa Bay	W	P	2	2	0	0.0	3	0	0	1	-	-	-	0
11/05	ATLANTA	W	P	1	1	0	0.0	0	0	0	0	-	-	-	0
11/13	MIAMI	W	P	3	3	0	0.0	1	0	0	1	-	-	-	0
11/26	@ New York Jets	W	P												
12/03	@ New Orleans	L	P	4	3	1	0.0	0	0	0	0	-	-	-	0
12/10	MINNESOTA	W	P	3	2	1	0.0	0	0	0	1	-	-	-	0
12/17	GREEN BAY	W	P												
12/24	TAMPA BAY	W	P	2	0	2	0.0	0	0	0	0	-	-	-	0
12/31	@ Atlanta	L	P	5	5	0	0.0	0	0	0	1	-	-	-	0
<b>TOTALS</b>			<b>14/0</b>	<b>30</b>	<b>24</b>	<b>6</b>	<b>2.0</b>	<b>6</b>	<b>0</b>	<b>0</b>	<b>5</b>	<b>0</b>	<b>0</b>	<b>0</b>	<b>0</b>

## POSTSEASON

01/07	@ New Orleans	L	P	1	1	0	0.0	0	0	0	0	-	-	-	0
<b>TOTALS</b>			<b>1/0</b>	<b>1</b>	<b>1</b>	<b>0</b>	<b>0.0</b>	<b>0</b>	<b>0</b>	<b>0</b>	<b>0</b>	<b>0</b>	<b>0</b>	<b>0</b>	<b>0</b>

## 2016 MINNESOTA

Date	Opp	W/L	P/S	T	S	A	SACK	QBP	FR	FF	PD	INT	YDS	LG	TD
09/11	@ Tennessee	W	P	2	1	1	0.0	0	0	0	0	-	-	-	0
09/18	GREEN BAY	W	S	5	2	3	0.0	0	0	0	1	-	-	-	0
09/25	@ Carolina	W	S	6	3	3	0.0	0	0	0	0	-	-	-	0
10/03	NEW YORK GIANTS	W	S	8	7	1	0.0	0	0	0	0	1	8	8	1
10/09	HOUSTON	W	P	6	5	1	0.0	0	0	0	1	-	-	-	0
10/23	@ Philadelphia	L	P	1	1	0	0.0	0	0	0	0	-	-	-	0
10/31	@ Chicago	L	P	2	2	0	0.0	0	0	0	0	-	-	-	0
11/06	DETROIT	L	P	1	1	0	0.0	0	0	0	0	-	-	-	0
11/13	@ Washington	L	P												
11/20	ARIZONA	W	P	4	3	1	0.0	0	0	1	0	1	12	12	0
11/24	@ Detroit	L	S	5	4	1	0.0	0	0	0	0	-	-	-	0
12/01	DALLAS	L	S	4	2	2	0.0	0	0	0	0	-	-	-	0
12/11	@ Jacksonville	W	S	3	3	0	0.0	0	0	0	0	1	0	0	0
12/18	INDIANAPOLIS	L	P	2	2	0	0.0	0	0	0	1	1	37	37	0
12/24	@ Green Bay	L	S	0	0	0	0.0	0	0	0	0	-	-	-	0
01/01	CHICAGO	W	S	2	2	0	0.0	0	0	0	0	-	-	-	0
<b>TOTALS</b>			<b>15/9</b>	<b>51</b>	<b>38</b>	<b>13</b>	<b>0.0</b>	<b>0</b>	<b>0</b>	<b>1</b>	<b>3</b>	<b>4</b>	<b>57</b>	<b>37</b>	<b>1</b>

## 2015 MINNESOTA

Date	Opp	W/L	P/S	T	S	A	SACK	QBP	FR	FF	PD	INT	YDS	LG	TD
09/14	@ San Francisco	L	P	1	1	0	0.0	0	0	0	0	-	-	-	0
09/20	DETROIT	W	P	6	5	1	0.0	0	0	1	2	-	-	-	0
09/27	SAN DIEGO	W	P	1	1	0	0.0	0	1	0	0	-	-	-	0
10/04	@ Denver	L	S	3	3	0	0.0	0	0	0	0	-	-	-	0
10/18	KANSAS CITY	W	P	3	3	0	0.0	0	0	0	2	-	-	-	0
10/25	@ Detroit	W	P	0	0	0	0.0	0	0	0	0	-	-	-	0
11/01	@ Chicago	W	P	5	5	0	0.0	1	0	0	0	-	-	-	0
11/08	ST. LOUIS	W	P	5	5	0	0.0	0	0	0	1	-	-	-	0
11/15	@ Dallas	W	S	7	5	2	0.0	0	0	0	0	-	-	-	0
11/22	GREEN BAY	L	S	1	1	0	1.0	0	0	0	0	-	-	-	0
11/29	@ Atlanta	W	P	4	4	0	0.0	1	0	0	1	-	-	-	0
12/06	SEATTLE	L	S	2	2	0	0.0	0	0	0	0	-	-	-	0
12/10	@ Arizona	L	P	7	4	3	0.0	0	0	0	0	-	-	-	0
12/20	CHICAGO	W	P	4	2	2	0.0	0	0	0	0	-	-	-	0
12/27	NEW YORK GIANTS	W	S	3	3	0	0.0	1	0	0	1	-	-	-	0
01/03	@ Green Bay	W	P	4	4	0	0.0	0	1	0	0	-	-	-	0
<b>TOTALS</b>			<b>16/5</b>	<b>56</b>	<b>48</b>	<b>8</b>	<b>1.0</b>	<b>3</b>	<b>2</b>	<b>1</b>	<b>7</b>	<b>0</b>	<b>0</b>	<b>0</b>	<b>0</b>

## POSTSEASON

01/17	SEATTLE	L	P	2	0	2	0.0	0	0	0	0	-	-	-	0
<b>TOTALS</b>			<b>1/0</b>	<b>2</b>	<b>0</b>	<b>2</b>	<b>0.0</b>	<b>0</b>	<b>0</b>	<b>0</b>	<b>0</b>	<b>0</b>	<b>0</b>	<b>0</b>	<b>0</b>

## 2014 MINNESOTA

Date	Opp	W/L	P/S	T	S	A	SACK	QBP	FR	FF	PD	INT	YDS	LG	TD
09/07	@ St. Louis	W	S	5	5	0	0.0	0	0	0	0	-	-	-	0
09/14	NEW ENGLAND	W	S	4	1	3	0.0	0	0	0	0	-	-	-	0
09/21	@ New Orleans	L	S	7	6	1	0.0	0	0	0	1	-	-	-	0
09/28	ATLANTA	L	S	6	5	1	0.0	0	0	0	0	-	-	-	0
10/02	@ Green Bay	W	S	2	2	0	0.0	0	0	0	0	-	-	-	0
10/12	DETROIT	T	S	5	4	1	0.0	0	0	0	1	-	-	-	0
10/19	@ Buffalo	L	S	4	4	0	0.0	0	0	0	0	-	-	-	0
10/26	@ Tampa Bay	L	S	4	4	0	0.0	0	0	0	1	-	-	-	0
11/02	WASHINGTON	L	S	3	2	1	0.0	0	0	0	1	-	-	-	0
11/16	@ Chicago	L	S	8	6	2	0.0	0	0	0	2	-	-	-	0
11/23	GREEN BAY	L	S	5	2	3	0.0	0	0	0	1	-	-	-	0
11/30	CAROLINA	L	S	6	6	0	0.0	0	0	0	0	-	-	-	0
12/07	NEW YORK JETS	W	S	1	0	1	0.0	0	0	0	0	-	-	-	0
12/14	@ Detroit	W	S	1	0	1	0.0	0	0	0	0	-	-	-	0
12/21	@ Miami	W	S	4	4	0	0.0	0	0	0	0	-	-	-	0
12/28	CHICAGO	W	S	4	3	1	0.0	0	0	0	0	-	-	-	0
<b>TOTALS</b>			<b>16/16</b>	<b>69</b>	<b>54</b>	<b>15</b>	<b>0.0</b>	<b>0</b>	<b>0</b>	<b>1</b>	<b>7</b>	<b>0</b>	<b>0</b>	<b>0</b>	<b>0</b>

ADMINISTRATION  
& COACHES

CAPTAIN  
MUMFERTON

ROOKIES

2017 IN REVIEW

RECORDS

TEAM HISTORY

REFERENCE

## 2013 CAROLINA

Date	Opp	W/L	P/S	T	S	A	SACK	QBP	FR	FF	PD	INT	YDS	LG	TD	
09/08	SEATTLE	L	S	4	3	1	0.0	0	0	0	0	-	-	-	0	
09/15	@ Buffalo	L	S	7	6	1	0.0	0	0	0	1	-	-	-	0	
09/22	NEW YORK GIANTS	W	S	4	3	1	0.0	0	0	0	0	-	-	-	0	
10/06	@ Arizona	L	S	4	4	0	0.0	0	0	0	0	-	-	-	0	
10/13	@ Minnesota	W	S	5	4	1	0.0	0	0	1	0	-	-	-	0	
10/20	ST. LOUIS	W	S	5	2	3	0.0	0	1	0	2	-	-	-	0	
10/24	@ Tampa Bay	W	S	8	7	1	0.0	0	0	0	4	-	-	-	0	
11/03	ATLANTA	W	S	2	2	0	0.0	0	0	0	0	-	-	-	0	
11/10	@ San Francisco	W	S	3	2	1	0.0	0	0	0	1	-	-	-	0	
11/18	NEW ENGLAND	W	S	3	0	3	0.0	0	0	0	1	-	-	-	0	
11/24	@ Miami	W	S	13	7	6	0.0	1	0	0	0	-	-	-	0	
12/01	TAMPA BAY	W	S	7	5	2	0.0	0	0	0	1	-	-	-	0	
12/08	@ New Orleans	L	S	1	1	0	0.0	1	0	0	2	-	-	-	0	
12/15	NEW YORK JETS	W	S	7	6	1	2.0	0	0	0	0	-	-	-	0	
12/22	NEW ORLEANS	W	S	8	3	5	1.5	1	0	0	1	-	-	-	0	
12/29	@ Atlanta	W	S	5	5	0	0.0	0	0	0	0	-	-	-	0	
<b>TOTALS</b>				<b>16/16</b>	<b>86</b>	<b>60</b>	<b>26</b>	<b>3.5</b>	<b>3</b>	<b>1</b>	<b>1</b>	<b>13</b>	<b>0</b>	<b>0</b>	<b>0</b>	<b>0</b>

### POSTSEASON

01/12	SAN FRANCISCO	L	S	4	4	0	0.0	0	0	0	0	-	-	-	0	
<b>TOTALS</b>				<b>1/1</b>	<b>4</b>	<b>4</b>	<b>0</b>	<b>0.0</b>	<b>0</b>	<b>0</b>	<b>0</b>	<b>0</b>	<b>0</b>	<b>0</b>	<b>0</b>	<b>0</b>

## 2012 CAROLINA

Date	Opp	W/L	P/S	T	S	A	SACK	QBP	FR	FF	PD	INT	YDS	LG	TD	
09/09	@ Tampa Bay	L	P	2	2	0	0.0	0	0	0	2	-	-	-	0	
09/16	NEW ORLEANS	W	P	4	3	1	0.0	0	0	0	0	-	-	-	0	
09/20	NEW YORK GIANTS	L	P	2	2	0	0.0	0	0	0	1	-	-	-	0	
09/30	@ Atlanta	L	P	4	4	0	0.0	0	0	0	0	-	-	-	0	
10/07	SEATTLE	L	S	4	3	1	0.0	0	0	0	0	1	33	33t	1	
10/21	DALLAS	L	S	4	1	3	0.0	0	0	0	0	-	-	-	0	
10/28	@ Chicago	L	S	4	3	1	0.0	0	0	0	1	-	-	-	0	
11/04	@ Washington	W	S	6	3	3	0.0	1	0	0	0	-	-	-	0	
11/11	DENVER	L	S	7	4	3	0.0	0	0	0	0	-	-	-	0	
11/18	TAMPA BAY	L	S	3	2	1	0.0	0	0	0	0	1	74	74t	1	
11/26	@ Philadelphia	W	S	3	3	0	0.0	0	0	0	0	-	-	-	0	
12/02	@ Kansas City	L	S	3	3	0	0.0	0	0	0	0	-	-	-	0	
12/09	ATLANTA	W	S	5	5	0	0.0	1	0	0	0	-	-	-	0	
12/16	@ San Diego	W	S	3	2	1	0.0	0	0	0	0	-	-	-	0	
12/23	OAKLAND	W	P	5	4	1	0.0	0	0	0	0	-	-	-	0	
12/30	@ New Orleans	W	S	7	7	0	0.0	0	0	0	2	-	-	-	0	
<b>TOTALS</b>				<b>16/11</b>	<b>66</b>	<b>51</b>	<b>15</b>	<b>0.0</b>	<b>2</b>	<b>0</b>	<b>0</b>	<b>6</b>	<b>2</b>	<b>107</b>	<b>74t</b>	<b>2</b>

## 2011 CAROLINA

Date	Opp	W/L	P/S	T	S	A	SACK	QBP	FR	FF	PD	INT	YDS	LG	TD	
09/11	@ Arizona	L	S	4	2	2	0.0	0	0	0	1	-	-	-	0	
09/18	GREEN BAY	L	S	2	2	0	0.0	0	0	0	2	-	-	-	0	
09/25	JACKSONVILLE	W	S	5	1	4	0.0	0	0	0	1	-	-	-	0	
10/02	@ Chicago	L	S	5	4	1	0.0	0	0	0	1	-	-	-	0	
10/09	NEW ORLEANS	L	S	4	4	0	1.0	0	0	0	1	-	-	-	0	
10/16	@ Atlanta	L	S	3	3	0	0.0	0	0	0	0	-	-	-	0	
10/23	WASHINGTON	W	S	5	4	1	0.0	0	0	0	1	-	-	-	0	
10/30	MINNESOTA	L	S	5	3	2	1.0	0	1	1	0	-	-	-	0	
11/13	TENNESSEE	L	S	2	1	1	0.0	0	0	0	0	-	-	-	0	
11/20	@ Detroit	L	S	5	2	3	0.0	1	0	0	0	-	-	-	0	
11/27	@ Indianapolis	W	S	3	2	1	0.0	0	0	0	0	-	-	-	0	
12/04	@ Tampa Bay	W	S	5	4	1	0.0	0	0	0	0	-	-	-	0	
12/11	ATLANTA	L	S	5	4	1	0.0	0	0	0	0	-	-	-	0	
12/18	@ Houston	W	S	2	0	2	0.0	0	0	0	0	-	-	-	0	
12/24	TAMPA BAY	W					INJURED RESERVE - HAMSTRING									
01/01	@ New Orleans	L					INJURED RESERVE - HAMSTRING									
<b>TOTALS</b>				<b>14/14</b>	<b>55</b>	<b>36</b>	<b>19</b>	<b>2</b>	<b>1</b>	<b>1</b>	<b>1</b>	<b>7</b>	<b>0</b>	<b>0</b>	<b>0</b>	<b>0</b>

## 2010 CAROLINA

Date	Opp	W/L	P/S	T	S	A	SACK	QBP	FR	FF	PD	INT	YDS	LG	TD	
09/12	@ New York Giants	L	P	2	2	0	0.0	0	0	0	1	-	-	-	0	
09/19	TAMPA BAY	L	P	2	2	0	0.0	0	0	0	0	-	-	-	0	
09/26	CINCINNATI	L	P	1	0	1	0.0	0	0	0	0	1	2	2	0	
10/03	@ New Orleans	L	P	3	2	1	0.0	0	0	0	1	-	-	-	0	
10/10	CHICAGO	L	P	0	0	0	0.0	0	0	0	1	-	-	-	0	
10/24	SAN FRANCISCO	W	P	1	0	1	0.0	0	0	0	1	-	-	-	0	
10/31	@ St. Louis	L	P	3	3	0	0.0	0	0	0	0	-	-	-	0	
11/07	NEW ORLEANS	L	P	1	1	0	0.0	0	0	0	1	-	-	-	0	
11/14	@ Tampa Bay	L	P	2	2	0	0.0	0	0	0	0	-	-	-	0	
11/21	BALTIMORE	L	P	1	0	1	0.0	0	0	0	0	-	-	-	0	
11/28	@ Cleveland	L	S	7	6	1	0.0	0	0	0	0	1	37	37t	1	
12/05	@ Seattle	L	S	4	4	0	0.0	0	0	0	2	1	-2	-2	0	
12/12	ATLANTA	L	S	7	6	1	0.0	0	0	0	1	-	-	-	0	
12/19	ARIZONA	W	S	7	7	0	0.0	0	0	0	1	-	-	-	0	
12/23	@ Pittsburgh	L	P	3	3	0	0.0	0	0	1	0	-	-	-	0	
01/02	@ Atlanta	L	S	3	3	0	0.0	0	0	0	1	-	-	-	0	
<b>TOTALS</b>				<b>16/5</b>	<b>47</b>	<b>41</b>	<b>6</b>	<b>0.0</b>	<b>0</b>	<b>0</b>	<b>1</b>	<b>10</b>	<b>3</b>	<b>37</b>	<b>37t</b>	<b>1</b>

## 2009 CAROLINA

Date	Opp	W/L	P/S	T	S	A	SACK	QBP	FR	FF	PD	INT	YDS	LG	TD	
09/13	PHILADELPHIA	L	P	4	3	1	0.0	0	0	0	0	-	-	-	0	
09/20	@ Atlanta	L	P	5	4	1	0.0	0	0	0	1	-	-	-	0	
09/28	@ Dallas	L	P	4	3	1	0.0	0	0	0	0	-	-	-	0	
10/11	WASHINGTON	W	P	2	2	0	0.0	0	0	0	0	-	-	-	0	
10/18	@ Tampa Bay	W	P	1	0	1	0.0	0	0	0	0	-	-	-	0	
10/25	BUFFALO	L	S	3	1	2	0.0	0	0	0	0	-	-	-	0	
11/01	@ Arizona	W	P	5	5	0	0.0	0	0	0	1	-	-	-	0	
11/08	@ New Orleans	L	S	3	2	1	0.0	0	0	0	0	-	-	-	0	
11/15	ATLANTA	W	P	3	3	0	0.0	0	0	0	0	-	-	-	0	
11/19	MIAMI	L	P	0	0	0	0.0	0	0	0	0	-	-	-	0	
11/29	@ New York Jets	L	P	0	0	0	0.0	0	0	0	0	-	-	-	0	
12/06	TAMPA BAY	W	P				INACTIVE - CONCUSSION									
12/13	@ New England	L	S	4	3	1	0.0	0	1	0	0	-	-	-	0	
12/20	MINNESOTA	W	S	4	4	0	0.0	0	0	0	0	-	-	-	0	
12/27	@ New York Giants	W	P	4	4	0	0.0	0	0	1	0	-	-	-	0	
01/03	NEW ORLEANS	W	P	1	1	0	0.0	0	0	0	0	-	-	-	0	
<b>TOTALS</b>				<b>15/4</b>	<b>43</b>	<b>35</b>	<b>8</b>	<b>0.0</b>	<b>0</b>	<b>1</b>	<b>1</b>	<b>2</b>	<b>0</b>	<b>0</b>	<b>0</b>	<b>0</b>

ADMINISTRATION  
& COACHES

CAPTAIN  
MUMFERTON

ROOKIES

2017 IN REVIEW

RECORDS

TEAM HISTORY

REFERENCE

# CAM NEWTON



QUARTERBACK • AUBURN

8TH NFL SEASON  
8TH PANTHERS SEASON



PRO BOWLS: 3  
2011, 2013, 2015

Ht: 6-5 Wt: 245 • Born: May 11, 1989 • NFL Games Played/Started: 109/108 (7/7) • Acquired: D1-11



## NFL RANKINGS

- 54 rushing touchdowns are the most by a quarterback since the 1970 NFL-AFL merger.
- Only active player to lead an NFL franchise in both career touchdown passes (158) and rushing touchdowns (54).
- Ranks third all-time in rushing yards by a quarterback in NFL history with 4,320 yards, trailing only Michael Vick (6,109) and Randall Cunningham (4,928).
- 54 rushing touchdowns are the third-most by any player in the NFL since entering the league in 2011.
- First player in NFL history to have at least 25,000 passing yards and 4,000 rushing yards in first seven seasons.
- Only active player in the NFL with five or more rushing touchdowns in each of the last seven seasons.
- Only player in NFL history to have at least six seasons with 3,000 or more passing yards and 500 or more rushing yards at any point in a career.
- Ranks second in NFL history for the most total yards through a quarterback's first seven seasons with 29,394 total yards (25,074 passing, 4,320 rushing).
- One of three players in NFL history, along with Peyton Manning (Indianapolis Colts, 1998-2004) and Andy Dalton (Cincinnati Bengals, 2011-17) to have at least 3,000 passing yards in each of their first seven seasons.
- In 2015, became the first player in NFL history with at least 30 passing touchdowns (35) and 10 rushing touchdowns (10) in a single season.
- Became the first player in NFL history with 300 or more passing yards, five or more passing touchdowns and 100 or more rushing yards in a single game at New York Giants (12/20/15).
- One of two quarterbacks (Michael Vick) in NFL history with three 700-yard rushing seasons in a career.
- Scored 28 total touchdowns in 2017 (22 passing, 6 rushing) to push career total to 212 total touchdowns, the third-most through any NFL quarterback's first seven seasons.
- Established a single-season NFL record for rushing touchdowns by a quarterback with 14 in 2011.
- Holds NFL record for most career games with at least one passing touchdown and one rushing touchdown with 37 games.
- Has recorded six games with at least three passing touchdowns and one rushing touchdown, tied for most in NFL history.
- Holds NFL-record with four career games with at least 200 passing yards, multiple touchdown passes, 80 rushing yards and a touchdown run.

- 35 combined touchdowns (21 passing, 14 rushing) in 2011 were the most by a rookie quarterback in NFL history.
- In 2011, became the first player in NFL history to pass for 4,000 yards and rush for at least 500 yards in a single season.

## FRANCHISE RANKINGS

- Panthers' all-time leader in passing yards (25,074), passing touchdowns (158), pass attempts (3,420), pass completions (2,001), 300-yard passing games (16) and wins by a quarterback (62).
  - 54 rushing touchdowns are the most in franchise history.
  - Became first player in Panthers history to be selected as AP NFL Most Valuable Player in 2015.
  - Holds franchise single-game records for passing yards with 432 (vs. Green Bay 9/18/11)...Passer rating with 153.3 (vs. Atlanta 12/13/15)...Longest completion with a 91-yard touchdown to wide receiver Brandon LaFell (vs. Tampa Bay 12/24/11).
  - 181 consecutive passes without an interception are the most in team history, breaking the previous record of 176 attempts, also set by Newton...Streak began in first quarter at New Orleans (12/6/15) and ended in the fourth quarter at Denver (9/8/16).
  - Set a team record with a 7.98-yard average passing gain in 2012, surpassing the previous mark of 7.94 yards by Jake Delhomme in 2008.
  - Set the team record for the lowest interception percentage of 2.02 percent in 2015.
  - Holds every franchise single-game, season and career rushing record for a quarterback, including yards, rushing average, touchdowns and longest rush.
  - His 61.73 completion percentage in 2013 ranks as the second-highest completion percentage in team history behind Steve Beuerlein's record 62.97 in 1998.
  - Ranks third in franchise history with 4,320 rushing yards.
- ## POSTSEASON FRANCHISE RANKINGS
- Set the franchise postseason record for most passing yards in a single-game with 349 yards at New Orleans (1/7/18)...Completed 24 passes in that same game, tying Jake Delhomme (at Chicago, 1/15/06) for the most completions in a single game.
  - Holds Panthers' record for most completions in post-season history with 134.



## HONORS:

- AP NFL MVP (2015)
- AP Offensive Player of the Year (2015)
- AP First-Team All-Pro (2015)
- 3x Pro Bowl (2015, 2013, 2011)
- 7x NFC Offensive Player of the Week (2017: 10; 2015: 9, 11, 13, 15, 17; 2011: 13)
- PFWA MVP (2015)
- PFWA Offensive Player of the Year (2015)
- PFWA All-NFL (2015)
- PFWA All-NFC (2015)
- Sporting News Offensive Player of the Year (2015)
- Sporting News All-Pro (2015)
- Sports Illustrated MVP (2015)
- Maxwell Club – Player of the Year (2015)
- AP Offensive Rookie of the Year (2011)
- Pepsi NFL Rookie of the Year (2011)
- NFL 101 NFC Offensive Player of the Year (2011)
- Pro Football Weekly/PFWA All-Rookie (2011)
- Pro Football Weekly/PFWA Rookie of the Year (2011)
- Sporting News Rookie of the Year (2011)
- Sports Illustrated Offensive Rookie of the Year (2011)
- NFC Offensive Rookie of the Month (2011 September)

## PRO CAREER

- Started every game for Carolina in 2017, finishing with 3,302 passing yards, 22 touchdowns and 16 interceptions, while completing 291-of-492 passes for a 80.7 passer rating...Led the Panthers in rushing yards with a career-high 754 yards on ground, including six touchdowns.
- Scored once on the ground at New England (10/1/17), becoming the first quarterback in NFL history to reach 50 rushing touchdowns...Tallied sixth career game with three passing touchdowns and one rushing touchdown, tied for most in NFL history...First career game with 300 or more passing yards while completing at least 75 percent of his passes.
- Earned NFC Offensive Player of the Week honors after completing 21-of-35 passes for 254 yards and four touchdowns...Led a Carolina offense that set a franchise record of 548 total net yards against Miami (11/13/17)... Surpassed the 4,000-yard rushing milestone after running for 95 yards and one touchdown vs. Miami (11/13/17) and became the only player to have at least five rushing touchdowns in every season since 2011.
- Became first quarterback in NFL history with two 60+ yard runs in the same season in Week 14 vs. Minnesota (12/10/17).
- Played in 15 games for Carolina in 2016, starting 14 of the contests and missing one due to a concussion... Compiled 3,509 passing yards, 19 touchdowns and 14 interceptions while completing 270-of-510 passes for a 75.8 passer rating...Rushed for 359 yards and five touchdowns.
- Scored his 44th career rushing touchdown at Denver (9/8/16), breaking tie with Steve Young (43 from 1985-99) for most rushing touchdowns in NFL history by a quarterback.
- Directed a Carolina offense that produced 529 total net yards vs. San Francisco (9/18/16)...Carolina scored 46 points, the third-highest total in club history...Finished with a season-high 111.8 passer rating...Part of a trio that gave Carolina its first game in history with a 100-yard rusher (Whittaker – 100), two 100-yard receivers (Olsen – 122, Benjamin 108) and a 300-yard passer (Newton – 353).
- Surpassed Jake Delhomme for the most passing yards in team history after throwing for 322 yards vs. New Orleans (10/10/16).
- Surpassed the 20,000-yard passing milestone after throwing for 261 passing yards vs. Kansas City (11/13/16)...Fifth youngest quarterback to reach 20,000 passing yards (27 years, 186 days).
- Scored three total touchdowns (two passing, one rushing) at Oakland (11/27/16), marking 35th career game with at least one rushing touchdown and one passing touchdown, the most in NFL history.
- Named AP NFL Most Valuable Player and AP NFL Offensive Player of the Year in 2015 after he completed 296-of-495 passes for 3,837 yards and a career-high 35 touchdowns with 10 interceptions to produce a career-high 99.4 quarterback rating...Became first player in NFL history with at least 30 passing touchdowns and 10 rushing touchdowns in a single season...Became first player in NFL history to produce five seasons with at least 3,000 passing yards and 500 rushing yards... Helped Carolina set team records with an NFL-leading 500 points and 59 touchdowns and gain a team-record 357 first downs.
- Named NFC Offensive Player of the Week five times in 2015 season...Tied with Tom Brady in 2007 for most in a season in NFL history...First player to win five Player of the Week Awards in a nine-week span within a season.
- Tied for NFL lead in 2015 with four game-winning drives.
- Became the first player in NFL history with at least 300 passing yards, five passing touchdowns and 100 rushing yards in a single game vs. New York Giants (12/20/15).
- Tied Panthers single game record with five touchdown passes vs. Washington (11/22/15)...Equaled record at New Orleans (12/16/15) and at New York Giants (12/20/15).
- Became the fourth quarterback in NFL history to have multiple rushing and passing touchdowns in the same postseason game in NFC Championship vs. Arizona (1/24/15)...Efforts helped Carolina score 49 points, the second most points in a conference championship since the AFL-NFL merger in 1970...Directed offense that gained 476 total net yards, the second-most in a post-season game in team history.

- Started 14 games in 2014, missing two to injury... Completed 262-of-448 passes for 3,127 yards and 18 touchdowns with 12 interceptions to produce an 82.1 quarterback rating.

- Led the NFL in 2014 with a 43.7 first-down rushing percentage as 45-of-103 rushes resulted in first downs.

- Earned NFC Offensive Player of the Week at New Orleans (12/7/14)...Accumulated 309 total net yards (226 passing, 83 rushing) and four touchdowns (three passing, one rushing) in Panthers' 41-10 win.

- Established a career high with 29 completions for 284 yards and two touchdowns at Cincinnati (10/12/14)... Rushed a career-high 17 times for a team-leading 107 yards and one touchdown...Marked second career 100-yard rushing effort...Only player in NFL history with at least 250 passing yards, two passing touchdowns, 100 rushing yards and one rushing touchdown in a single game.

- Led offense at New Orleans (12/7/14) that amassed 497 yards (271 rushing, 226 passing) - tied for the fourth most in team history...Accounted for four touchdowns - three passing and one rushing.

- Earned second career Pro Bowl selection in 2013... Started 16 regular season games for Carolina and first career postseason game...Completed 292-of-473 passes for 3,379 yards and 24 touchdowns with 13 interceptions...Produced career high 61.73 completion percentage.

- Led Carolina offense in 2013 that ranked fourth in the NFL in third-down efficiency, fifth in time of possession, second in drives lasting five-plus minutes and tied for seventh in drives of 10 plays or more.

- Led four game-winning drives (defined as a drive that puts the team ahead for good in the fourth quarter or overtime) in 2013...Only two quarterbacks had more game-winning drives in the regular season.

- Started all 16 games for Carolina in 2012...Completed 280-of-485 passes for 3,869 yards and 19 touchdowns with 12 interceptions to register a 86.2 quarterback rating...Steered offense that accumulated 5,771 total net yards and 328 first downs.

- Set a then-NFL record for the most passing yards in a player's first two seasons with 7,920, surpassing the previous mark of 7,874 by Peyton Manning from 1998-99...Accomplished record with 106 fewer pass attempts than Manning (1,002 compared to 1,108).

- Led the Panthers in rushing in 2012 with 741 yards and eight touchdowns...Became the first quarterback to lead a team in rushing since Donovan McNabb of the Philadelphia Eagles in 2000.

- Earned NFC Offensive Player of the Week honors at Philadelphia (11/26/12)...Accounted for 341 total net yards (306 passing, 52 rushing) and four touchdowns (two passing, two rushing) in Panthers' win on Monday Night Football.

- Became the first player in NFL history with at least 250 passing yards, 100 rushing yards, a touchdown pass and a touchdown run in a game at Atlanta (12/19/12)...

Rushed for a career-high 116 yards and one touchdown, the first time in team history that a quarterback posted 100 yards rushing in a game...Scored on a career-long 72-yard dash.

- Named Associated Press Offensive Rookie of the Year in 2011 after starting all 16 games for Carolina and completing 310-of-517 passes for 4,051 yards and 21 touchdowns...Rushed for 706 yards and a team-leading 14 touchdowns on 126 carries...Guided an offense that set a then-franchise record of 6,237 net yards.

- Set a then-NFL rookie record for passing yards with 4,051 in 2011, eclipsing the previous mark of 3,739 by Peyton Manning in 1998.

- In his first two career games, threw for 422 yards at Arizona (9/11/11) and 432 yards vs. Green Bay (9/18/11)... Became the first player in NFL history with back-to-back 400-yard passing games to begin a career and one of seven quarterbacks in NFL history to have consecutive 400-yard passing games.

- Became the first rookie in NFL history to throw for more than 400 yards in first career start with 422 yards and two touchdowns at Arizona (9/11/11).

- Named NFL Offensive Rookie of the Month for September 2011 after passing for 1,012 yards - the most ever by a player in his first three games.

- Threw first career touchdown pass at Arizona (9/11/11), connecting with wide receiver Steve Smith on a 77-yard throw and catch.

**TRANSACTIONS:** Selected by Carolina in the first round (first overall) of the 2011 NFL Draft (4/28/11)...Signed to contract extension by Carolina (6/3/15).

**GP/GS:** Career (109/108) [7/7]; 2017 (16/16) [1/1]; 2016 (15/14); 2015 (16/16) [3/3]; 2014 (14/14) [2/2]; 2013 (16/16) [1/1]; 2012 (16/16); 2011 (16/16).

**2017:** Started all 16 games and one postseason game... Completed 291-of-492 passes for 3,302 passing yards, 22 touchdowns and 16 interceptions to produce an 80.7 passer rating...Posted a career-high 754 rushing yards along with six rushing touchdowns on 139 attempts... Became the winningest quarterback in Carolina history, surpassing Jake Delhomme (53 wins from 2003-09)... Led the team in rushing and helped Carolina rank fourth in the league in rushing...Became first quarterback in NFL history with 50 rushing touchdowns...Became first quarterback in NFL history with two 60+ yard runs in the same season...Recorded two games with at least one passing touchdown and one rushing touchdown, bringing his career total to 37 games, an NFL record...**At New England (10/1):** Threw for 316 yards while completing 75.9 percent of his passes for three touchdowns and a QB rating of 130.8...Ran for a touchdown in the second consecutive game, tallying his 50th career rushing TD, the most by any QB in NFL history and the second-most among all NFL players since 2011...Produced his sixth career game with three passing touchdowns and one rushing touchdown, tied for the most among any player in NFL history...**At Detroit (10/8):** Led Carolina to a victory with 355 yards and three touchdowns through the air with no interceptions, tallying a passer rating

of 141.8, the fourth-highest of his career...Produced back-to-back 300-yard games for just the second time of his career...His three touchdowns passed Brett Favre for third all-time in total TDs by a QB in the first seven seasons of his career...**Vs. Philadelphia (10/12):** Notched 28 completions, tied for the second most of his career, on a career-high 52 attempts...Rushed for 71 yards and one touchdown on 11 carries...Touchdown was the 51st of Newton's career, breaking a tie with Muhsin Muhammad (50 from 1996-2004, 2008-09) for the fourth-most touchdowns in Panthers history...**Vs. Miami (11/13):** Named the NFC Offensive Player of the Week after completing 21-of-35 passes for 254 yards and four touchdowns for a passer rating of 120.4...Recorded 95 rushing yards on five attempts...Became the first quarterback with at least two passing touchdowns in each of his first six Monday Night Football games...Surpassed 4,000 career rushing yards...**Vs. Minnesota (12/10):** Started at quarterback and completed 13-of-25 passes for 137 yards, one touchdown and one interception...Tied a season-high of 11 rushing attempts for 70 yards, including a fourth quarter 62-yard run to set Carolina up for the game-winning touchdown...Recorded second game-winning drive of the season and first since Week 4 at New England (10/1/17)...**Vs. Green Bay (12/17):** Started at quarterback and passed for 242 yards and four touchdowns with no interceptions, while also rushing for 58 yards...Became first QB in NFL history with two games in same season with four passing TDs and over 50 yards rushing.

**POSTSEASON: At New Orleans (1/7):** Started at quarterback and completed 24-of-40 passes for 349 yards, two touchdowns and no interceptions to earn a passer rating of 105.1...Set a new franchise record for most passing yards in a postseason game, surpassing his previous record of 335 vs. Arizona (1/24/16), and also tied the franchise record for most completions in a postseason game...Passed Jake Delhomme to move into first place

all-time with 134 career postseason completions.

**COLLEGE:** Finished career at Auburn after playing one season at Blinn (Texas) Junior College and spending two years at Florida...Entered NFL following junior season...Directed two different schools to national championships, helping Auburn capture the 2010 BCS National Championship and Blinn Junior College claim the 2009 NJCAA National Championship...As a junior in 2010, won the Heisman Trophy and Davey O'Brien Award (given to the nation's top quarterback) and was named Associated Press first-team All-American and SEC Offensive Player of the Year...Passed for SEC-record 30 touchdowns with seven interceptions...Led the Tigers with 1,473 yards rushing and a school-record 20 touchdowns on 264 carries...Became the third player in NCAA FBS history to total 20 passing and 20 rushing touchdowns in a season and first player in SEC history to accumulate 2,000 yards passing and 1,000 yards rushing in a season...Set an SEC record with 4,327 yards of total offense...Named SEC Championship Game Offensive MVP, throwing for a career-high 335 yards and accounting for six touchdowns (four passing and two rushing) against South Carolina...As a sophomore in 2009, transferred to Blinn (Texas) Junior College from Florida...NJCAA honorable mention All-American...Redshirted by Florida in 2008 after seeing action in the season opener...Played in five games for Florida as a freshman in 2007.

**PERSONAL:** Attended Westlake High School in Atlanta, Ga...Majored in sociology at Auburn.

## DUAL-THREAT QUARTERBACK

Quarterback Cam Newton had 28 total touchdowns (22 passing, six rushing) in 2017, pushing his career total to 212. The 212 touchdowns finished as the third-most total touchdowns in NFL history through a quarterback's first seven seasons.

### MOST TOTAL TOUCHDOWNS / FIRST 7 SEASONS

Player	Total	Pass	Rush
	TD	TD	TD
Peyton Manning	225	216	9
Dan Marino	225	220	5
<b>Cam Newton</b>	<b>212</b>	<b>158</b>	<b>54</b>
Brett Favre	192	182	10

Newton also ranks second in NFL history in combined rushing and passing yards through a player's first seven seasons with 29,394 (25,074 passing; 4,320 rushing) behind only Peyton Manning's 30,062 yards (29,442 passing; 620 rushing).



# CAM NEWTON CAREER STATISTICS

## PASSING

Year	Team	GP	GS	Att	Cmp	Pct	Yds	Yds/Att	TD	Int	Lg	Sk	YdsLst	Rtg
2011	Carolina	16	16	517	310	60.0	4051	7.8	21	17	91t	35	260	84.5
2012	Carolina	16	16	485	280	57.7	3869	8.0	19	12	82	36	244	86.2
2013	Carolina	16	16	473	292	61.7	3379	7.1	24	13	79t	43	336	88.8
2014	Carolina	14	14	448	262	58.5	3127	7.0	18	12	51	38	300	82.1
2015	Carolina	16	16	495	296	59.8	3837	7.8	35	10	74t	33	284	99.4
2016	Carolina	15	14	510	270	52.9	3509	6.9	19	14	88t	36	277	75.8
2017	Carolina	16	16	492	291	59.1	3302	6.7	22	16	64	35	242	80.7
<b>Totals</b>		<b>109</b>	<b>108</b>	<b>3420</b>	<b>2001</b>	<b>58.5</b>	<b>25074</b>	<b>7.3</b>	<b>158</b>	<b>94</b>	<b>91t</b>	<b>256</b>	<b>1943</b>	<b>85.3</b>

## RUSHING

Year	Team	Att	Yds	Avg	Lg	TD
2011	Carolina	126	706	5.6	49t	14
2012	Carolina	127	741	5.8	72t	8
2013	Carolina	111	585	5.3	56	6
2014	Carolina	103	539	5.2	22	5
2015	Carolina	132	636	4.8	47	10
2016	Carolina	90	359	4.0	28	5
2017	Carolina	139	754	5.4	69	6
<b>Totals</b>		<b>828</b>	<b>4320</b>	<b>5.2</b>	<b>72t</b>	<b>54</b>

## POSTSEASON

### PASSING

Year	Team	GP	GS	Att	Cmp	Pct	Yds	Yds/Att	TD	Int	Lg	Sk	YdsLst	Rtg
2013	Carolina	1	1	25	16	64.0	267	10.7	1	2	59	5	35	79.9
2014	Carolina	2	2	68	41	60.3	444	6.5	4	3	39t	3	16	80.8
2015	Carolina	3	3	91	53	58.2	761	8.4	3	2	86t	8	85	87.3
2017	Carolina	1	1	40	24	60.0	349	8.7	2	0	56t	4	43	105.1
<b>Totals</b>		<b>7</b>	<b>7</b>	<b>224</b>	<b>134</b>	<b>59.8</b>	<b>1821</b>	<b>8.1</b>	<b>10</b>	<b>7</b>	<b>86t</b>	<b>20</b>	<b>179</b>	<b>87.7</b>

### RUSHING

Year	Team	Att	Yds	Avg	Lg	TD
2013	Carolina	10	54	5.4	11	0
2014	Carolina	18	72	4.0	13	0
2015	Carolina	27	95	3.5	14	2
2017	Carolina	8	37	4.6	29	0
<b>Totals</b>		<b>63</b>	<b>258</b>	<b>4.1</b>	<b>29</b>	<b>2</b>

## ADDITIONAL STATISTICS

**RECEIVING:** 2011 (1 rec-27 yds); 2012 (0 rec-6 yds).

## SINGLE-GAME CAREER HIGHS

<b>PASS ATTEMPTS</b>	52	vs. Philadelphia (10/12/17)
<b>PASS COMPLETIONS</b>	29	at Cincinnati (10/12/14)
<b>COMPLETION PCT (min 20)</b>	84.0	at Tennessee (11/15/15)
<b>PASSING YARDS</b>	432	vs. Green Bay (9/18/11)
<b>PASSING TDS</b>	5	3x, last at New York Giants (12/20/15)
<b>INTERCEPTIONS</b>	4	at Detroit (11/20/11)
<b>LONG PASS</b>	91t	vs. Tampa Bay (12/24/11)
<b>RUSH ATTEMPTS</b>	17	at Cincinnati (10/12/14)
<b>RUSHING YARDS</b>	116	vs. Atlanta (12/9/12)
<b>RUSHING TDS</b>	3	at Tampa Bay (12/4/11)
<b>LONG RUSH</b>	72t	vs. Atlanta (12/19/12)
<b>TOTAL RUSH/PASS YARDS</b>	440	2x, last at New York Giants (12/20/15)
<b>TOTAL RUSH/PASS TDS</b>	5	3x, last at New York Giants (12/20/15)

# CAM NEWTON GAME-BY-GAME STATISTICS

## 2017 CAROLINA

Date	Opp	W/L	P/S	Att	Cmp	Yds	Pct	TD	INT	LG	SK/YD	Rtg	Score
09/10	@ San Francisco	W	S	25	14	171	56.0	2	1	40t	0/0	87.3	23-3
09/17	BUFFALO	W	S	32	20	228	62.5	0	0	24	6/50	83.9	9-3
09/24	NEW ORLEANS	L	S	26	17	167	65.4	0	3	37	4/28	43.8	13-34
10/01	@ New England	W	S	29	22	316	75.9	3	1	43	2/12	130.8	33-30
10/08	@ Detroit	W	S	33	26	355	78.8	3	0	64	3/21	141.8	27-24
10/12	PHILADELPHIA	L	S	52	28	239	53.8	1	3	20	2/14	48.5	23-28
10/22	@ Chicago	L	S	34	21	211	61.8	0	2	37	5/26	54.9	3-17
10/29	@ Tampa Bay	W	S	32	18	154	56.3	1	1	25t	0/0	66.4	17-3
11/05	ATLANTA	W	S	24	13	137	54.2	0	0	33	1/8	71.0	20-17
11/13	MIAMI	W	S	35	21	254	60.0	4	0	32t	0/0	120.4	45-21
11/26	@ New York Jets	W	S	28	11	168	39.3	0	0	35	3/14	59.8	35-27
12/03	@ New Orleans	L	S	27	17	183	63.0	2	0	24t	2/16	107.5	21-31
12/10	MINNESOTA	W	S	25	13	137	52.0	1	1	22	2/8	64.9	31-24
12/17	GREEN BAY	W	S	31	20	242	64.5	4	0	30t	1/6	128.0	31-24
12/24	TAMPA BAY	W	S	25	16	160	64.0	0	1	31	2/20	65.4	22-19
12/31	@ Atlanta	L	S	34	14	180	41.2	1	3	44	2/19	31.5	10-22
<b>TOTALS</b>			<b>16/16</b>	<b>492</b>	<b>291</b>	<b>3302</b>	<b>59.7</b>	<b>22</b>	<b>16</b>	<b>64</b>	<b>35/242</b>	<b>80.7</b>	

## POSTSEASON

01/07	@ New Orleans	L	S	40	24	349	60.0	2	0	56t	4/43	105.1	26-31
<b>TOTALS</b>			<b>1/1</b>	<b>40</b>	<b>24</b>	<b>349</b>	<b>60.0</b>	<b>2</b>	<b>0</b>	<b>56t</b>	<b>4/43</b>	<b>105.1</b>	

## 2016 CAROLINA

Date	Opp	W/L	P/S	Att	Cmp	Yds	Pct	TD	INT	LG	SK/YD	Rtg	Score
09/08	@ Denver	L	S	33	18	194	54.5	1	1	18	3/18	69.5	20-21
09/18	SAN FRANCISCO	W	S	40	24	353	60.0	4	1	78t	1/0	111.8	46-27
09/25	MINNESOTA	L	S	35	21	262	60.0	0	3	31	8/64	47.6	10-22
10/02	@ Atlanta	L	S	25	14	165	56.0	1	0	24	1/8	89.6	33-48
10/10	TAMPA BAY	L		INACTIVE - CONCUSSION									14-17
10/16	@ New Orleans	L	S	47	27	322	57.4	2	1	20	2/19	83.8	41-38
10/30	ARIZONA	W	S	27	14	212	51.9	0	0	50	1/4	78.0	30-20
11/06	@ Los Angeles	W	S	32	20	225	62.5	1	0	28	5/40	93.9	13-10
11/13	KANSAS CITY	L	S	38	23	261	60.5	1	1	38t	2/19	78.9	17-20
11/17	NEW ORLEANS	W	S	33	14	192	42.4	1	0	40t	2/19	71.8	23-20
11/27	@ Oakland	L	S	29	14	246	48.3	2	1	88t	2/17	86.3	32-35
12/04	@ Seattle	L	P	32	14	182	43.8	1	0	55t	0/0	72.7	7-40
12/11	SAN DIEGO	W	S	27	10	160	37.0	1	1	36t	2/14	54.5	28-16
12/19	@ Washington	W	S	37	21	300	56.8	2	0	31	2/10	101.2	26-15
12/24	ATLANTA	L	S	43	18	198	41.9	1	2	26t	2/15	44.5	16-33
01/01	@ Tampa Bay	L	S	32	18	237	56.3	1	3	47	3/30	51.2	16-17
<b>TOTALS</b>			<b>15/14</b>	<b>510</b>	<b>270</b>	<b>3509</b>	<b>52.9</b>	<b>19</b>	<b>14</b>	<b>88t</b>	<b>36/277</b>	<b>75.8</b>	

ADMINISTRATION  
& COACHES

CAM  
NEWTON

ROOKIES

2017 IN REVIEW

RECORDS

TEAM HISTORY

REFERENCE

## 2015 CAROLINA

Date	Opp	W/L	P/S	Att	Cmp	Yds	Pct	TD	INT	LG	SK/YD	Rtg	Score
09/13	@ Jacksonville	W	S	31	18	175	58.1	1	1	37	2/17	71.3	20-9
09/20	HOUSTON	W	S	37	18	195	48.6	2	1	36t	2/17	71.3	24-17
09/27	NEW ORLEANS	W	S	31	20	315	64.5	2	0	55	1/3	119.7	27-22
10/04	@ Tampa Bay	W	S	22	11	124	50.0	2	0	30	2/13	97.5	37-23
10/18	@ Seattle	W	S	36	20	269	55.6	1	2	32	3/21	65.6	27-23
10/25	PHILADELPHIA	W	S	24	14	197	58.3	1	3	28	1/7	59.2	27-16
11/02	INDIANAPOLIS	W	S	35	16	248	45.7	2	1	48	2/9	76.8	29-26
11/08	GREEN BAY	W	S	30	15	297	50.0	3	1	59	0/0	104.4	37-29
11/15	@ Tennessee	W	S	25	21	217	84.0	1	0	27	5/33	116.2	27-10
11/22	WASHINGTON	W	S	34	21	246	61.8	5	0	35	2/20	123.3	44-16
11/26	@ Dallas	W	S	27	16	183	59.3	0	0	31	1/18	79.7	33-14
12/06	@ New Orleans	W	S	41	28	331	68.3	5	1	45t	1/9	122.0	41-38
12/13	ATLANTA	W	S	21	15	265	71.4	3	0	74t	2/19	153.3	38-0
12/20	@ New York Giants	W	S	45	25	340	55.6	5	0	37t	3/31	116.9	38-35
12/27	@ Atlanta	L	S	30	17	142	56.7	0	0	19	2/29	69.0	13-20
01/03	TAMPA BAY	W	S	26	21	293	80.8	2	0	41	4/38	139.3	38-10
<b>TOTALS</b>			<b>16/16</b>	<b>495</b>	<b>296</b>	<b>3837</b>	<b>59.8</b>	<b>35</b>	<b>10</b>	<b>74t</b>	<b>33/284</b>	<b>99.4</b>	

### POSTSEASON

01/17	SEATTLE	W	S	22	16	161	72.7	1	0	27	1/10	108.3	31-24
01/24	ARIZONA	W	S	28	19	335	67.9	2	1	86	1/11	117.4	49-15
02/07	@ Denver	L	S	41	18	265	43.9	0	1	45	6/64	55.4	10-24
<b>TOTALS</b>			<b>3/3</b>	<b>91</b>	<b>53</b>	<b>761</b>	<b>58.2</b>	<b>3</b>	<b>2</b>	<b>86</b>	<b>8/85</b>	<b>87.3</b>	

## 2014 CAROLINA

Date	Opp	W/L	P/S	Att	Cmp	Yds	Pct	TD	INT	LG	SK/YD	Rtg	Score
09/07	@ Tampa Bay	W											20-14
09/14	DETROIT	W	S	34	22	281	64.7	1	0	24	5/30	100.2	24-7
09/21	PITTSBURGH	L	S	35	24	250	68.6	1	0	37t	3/23	98.5	19-37
09/28	@ Baltimore	L	S	25	14	197	56.0	1	0	30t	2/20	94.9	10-38
10/05	CHICAGO	W	S	35	19	255	54.3	2	1	22	2/24	84.8	31-24
10/12	@ Cincinnati	T	S	46	29	284	63.0	2	1	26	0/0	85.8	37-37
10/19	@ Green Bay	L	S	31	17	205	54.8	1	1	32	3/25	72.6	17-38
10/26	SEATTLE	L	S	22	12	171	54.5	0	1	51	3/19	61.0	9-13
10/30	NEW ORLEANS	L	S	28	10	151	35.7	0	1	47	4/29	39.4	10-28
11/10	@ Philadelphia	L	S	40	25	306	62.5	2	3	40t	9/91	71.5	21-45
11/16	ATLANTA	L	S	37	23	292	62.2	2	2	47t	2/7	82.3	17-19
11/30	@ Minnesota	L	S	35	18	194	51.4	1	1	32t	4/24	65.7	13-31
12/07	@ New Orleans	W	S	33	21	226	63.6	3	0	26t	0/0	114.0	41-10
12/14	TAMPA BAY	W											19-17
12/21	CLEVELAND	W	S	31	18	201	58.1	1	1	34	1/6	74.8	17-13
12/28	@ Atlanta	W	S	16	10	114	62.5	1	0	28	1/2	104.7	34-3
<b>TOTALS</b>			<b>14/14</b>	<b>448</b>	<b>262</b>	<b>3127</b>	<b>58.5</b>	<b>18</b>	<b>12</b>	<b>51</b>	<b>38/300</b>	<b>82.1</b>	

### POSTSEASON

01/03	ARIZONA	W	S	32	18	198	56.3	2	1	39	1/0	82.6	27-16
01/10	@ Seattle	L	S	36	23	246	63.9	2	2	31	2/16	79.2	17-31
<b>TOTALS</b>			<b>2/2</b>	<b>68</b>	<b>41</b>	<b>444</b>	<b>60.3</b>	<b>4</b>	<b>3</b>	<b>39</b>	<b>3/16</b>	<b>80.8</b>	

## 2013 CAROLINA

Date	Opp	W/L	P/S	Att	Cmp	Yds	Pct	TD	INT	LG	SK/YD	Rtg	Score
09/08	SEATTLE	L	S	23	16	125	69.6	1	0	27	1/6	97.2	7-12
09/15	@ Buffalo	L	S	38	21	229	55.3	2	1	40	6/46	79.8	23-24
09/22	NEW YORK GIANTS	W	S	27	15	223	55.6	3	1	47	1/15	104.4	38-0
10/06	@ Arizona	L	S	39	21	308	53.8	0	3	32	7/50	47.8	6-22
10/13	@ Minnesota	W	S	26	20	242	76.9	3	0	79	1/6	143.4	35-10
10/20	ST. LOUIS	W	S	17	15	204	88.2	1	0	25	2/24	136.3	30-15
10/24	@ Tampa Bay	W	S	32	23	221	71.9	2	0	35	3/26	111.6	31-13
11/03	ATLANTA	W	S	37	23	249	62.2	1	2	30	1/7	68.4	34-10
11/10	@ San Francisco	W	S	32	16	169	50.0	0	1	19	3/28	52.7	10-9
11/18	NEW ENGLAND	W	S	28	19	209	67.9	3	0	42	3/12	125.4	24-20
11/24	@ Miami	W	S	38	19	174	50.0	1	1	29	3/15	60.6	20-16
12/01	TAMPA BAY	W	S	29	18	263	62.1	2	2	36	0/0	85.8	27-6
12/08	@ New Orleans	L	S	34	22	160	64.7	1	0	17	5/49	85.4	13-31
12/15	NEW YORK JETS	W	S	24	16	273	66.7	1	0	72	2/12	118.9	30-20
12/22	NEW ORLEANS	W	S	22	13	181	59.1	1	1	44	4/40	81.8	17-13
12/29	@ Atlanta	W	S	27	15	149	55.6	2	1	56	1/0	80.6	21-20
<b>TOTALS</b>			<b>16/16</b>	<b>473</b>	<b>292</b>	<b>3379</b>	<b>61.7</b>	<b>24</b>	<b>13</b>	<b>79</b>	<b>43/336</b>	<b>88.8</b>	

## POSTSEASON

01/12	SAN FRANCISCO	L	S	25	16	267	64.0	1	2	59	5/35	79.9	10-23
<b>TOTALS</b>			<b>1/1</b>	<b>25</b>	<b>16</b>	<b>267</b>	<b>64.0</b>	<b>1</b>	<b>2</b>	<b>59</b>	<b>5/35</b>	<b>79.9</b>	

## 2012 CAROLINA

Date	Opp	W/L	P/S	Att	Cmp	Yds	Pct	TD	INT	LG	SK/YD	Rtg	Score
09/09	@ Tampa Bay	L	S	33	23	303	69.7	1	2	51	3/12	83.3	10-16
09/16	NEW ORLEANS	W	S	20	14	253	70.0	1	0	66	1/9	129.2	35-27
09/20	NEW YORK GIANTS	L	S	30	16	242	53.3	0	3	33	2/21	40.6	7-36
09/30	@ Atlanta	L	S	24	15	215	62.5	2	0	36t	3/10	119.3	28-30
10/07	SEATTLE	L	S	29	12	141	41.4	0	0	24	4/33	56.8	12-16
10/21	DALLAS	L	S	37	21	233	56.8	1	1	32	2/17	73.4	14-19
10/28	@ Chicago	L	S	39	20	314	51.3	0	2	62	2/17	57.0	22-23
11/04	@ Washington	W	S	23	13	201	56.5	1	0	82	0/0	100.1	21-13
11/11	DENVER	L	S	36	21	241	58.3	2	2	26	7/43	74.0	14-36
11/18	TAMPA BAY	L	S	29	16	252	55.2	1	0	32	2/18	95.8	21-27
11/26	@ Philadelphia	W	S	28	18	306	64.3	2	0	55	2/17	125.0	30-22
12/02	@ Kansas City	L	S	27	15	232	55.6	3	0	53	2/12	121.2	21-27
12/09	ATLANTA	W	S	35	23	287	65.7	2	0	53t	1/7	110.1	30-20
12/16	@ San Diego	W	S	33	19	231	57.6	2	0	45t	2/14	99.4	31-7
12/23	OAKLAND	W	S	29	18	170	62.1	1	1	23t	2/11	75.4	17-6
12/30	@ New Orleans	W	S	33	16	248	48.5	0	1	34	1/3	61.2	44-38
<b>TOTALS</b>			<b>16/16</b>	<b>485</b>	<b>280</b>	<b>3869</b>	<b>57.7</b>	<b>19</b>	<b>12</b>	<b>82</b>	<b>36/244</b>	<b>86.2</b>	

## 2011 CAROLINA

Date	Opp	W/L	P/S	Att	Cmp	Yds	Pct	TD	INT	LG	SK/YD	Rtg	Score
09/11	@ Arizona	L	S	37	24	422	64.9	2	1	77t	4/19	110.4	21-28
09/18	GREEN BAY	L	S	46	28	432	60.9	1	3	62	4/28	72.0	23-30
09/25	JACKSONVILLE	W	S	34	18	158	52.9	1	0	18	0/0	75.4	16-10
10/02	@ Chicago	L	S	46	27	374	58.7	1	1	53	0/0	83.1	29-34
10/09	NEW ORLEANS	L	S	31	16	224	51.6	2	1	54t	1/5	83.3	27-30
10/16	@ Atlanta	L	S	35	21	237	60.0	0	3	29	1/8	44.6	17-31
10/23	WASHINGTON	W	S	23	18	256	78.3	1	0	37	4/24	127.5	33-20
10/30	MINNESOTA	L	S	35	22	290	62.9	3	0	44	3/25	117.6	21-24
11/13	TENNESSEE	L	S	40	23	212	57.5	0	1	19	5/46	61.7	3-30
11/20	@ Detroit	L	S	38	22	280	57.9	1	4	32	1/8	50.2	35-49
11/27	@ Indianapolis	W	S	27	20	208	74.1	0	0	30	3/32	95.9	27-19
12/04	@ Tampa Bay	W	S	21	12	204	57.1	1	0	31	2/9	106.1	38-19
12/11	ATLANTA	L	S	39	19	276	48.7	2	2	48	2/17t	67.9	23-31
12/18	@ Houston	W	S	23	13	149	56.5	2	0	26t	2/10	105.2	28-13
12/24	TAMPA BAY	W	S	17	12	171	70.6	3	0	91t	1/8	142.4	48-16
01/01	@ New Orleans	L	S	25	15	158	60.0	1	1	22	2/21	75.1	17-45
<b>TOTALS</b>			<b>16/16</b>	<b>517</b>	<b>310</b>	<b>4051</b>	<b>60.0</b>	<b>21</b>	<b>17</b>	<b>91t</b>	<b>35/260</b>	<b>84.5</b>	

# JARED NORRIS

LINEBACKER • UTAH

2ND NFL SEASON  
2ND PANTHERS SEASON



Ht: 6-1 Wt: 238 • Born: July 19, 1993 • NFL Games Played/Started: 25/0 [0/0] • Acquired: FA-16

## PRO CAREER

- Played in 11 games for Carolina in 2017 before finishing the season on injured reserve with a calf injury...Played primarily on special teams, logging three special teams tackles.
- Played in 14 games for Carolina in 2016 after signing as an undrafted rookie free agent...Saw action primarily on special teams...Tied for third on the team with six special teams tackles.
- Made NFL debut vs. Minnesota (9/25/16).

**TRANSACTIONS:** Signed as an undrafted rookie free agent by Carolina (5/13/16)...Placed on injured reserve with a calf injury (12/5/17).

**GP/GS:** Career (25/0) [0/0]; 2017 (11/0) [0/0]; 2016 (14/0).

**2017:** Played in 11 games, primarily on special teams, before finishing season on injured reserve with calf injury...Tallied three special teams tackles...**At New England (10/1):** Tallied one special teams tackle...**At Detroit (10/8):** Recorded one special teams tackle...**Vs. Miami (11/13):** Made one special teams tackle.

**COLLEGE:** Two-time All-Pac-12 Conference selection played in 42 games with 32 starts at Utah...Totaled 269 tackles, 24 tackles for loss, seven sacks, four forced fumbles, two fumble recoveries and eight passes defended... As a senior in 2015, named All-Pac-12 Second Team... Started 12 games...Ranked second on the Utes with 87 tackles...Posted 6.5 tackles for loss, one sack, two forced fumbles, one fumble recovery and five passes defended... As a junior in 2014, All-Pac-12 Conference Honorable Mention...Led the team with 116 tackles to go along with 13 tackles for loss, four sacks and one pass defended... Played in 10 games with seven starts as a sophomore in 2013...Compiled 64 tackles, 4.5 tackles for loss, two sacks, two forced fumbles and two passes defended...As a freshman in 2012, played in seven games...Logged two tackles and one fumble recovery...Redshirted as a true freshman in 2011.

**PERSONAL:** Attended Centennial High School in Corona, Calif....Graduated from Utah with a degree in economics.

## JARED NORRIS CAREER STATISTICS

Year	Team	GP/GS	Tot	T	A	Sack	Yds	INT	Yds	Lg	TD	PD	FF	FR	Yds	TD
2016	Carolina	14/0	0	0	0	0.0	0.0	0	0	0	0	0	0	0	0	0
2017	Carolina	11/0	0	0	0	0.0	0.0	0	0	0	0	0	0	0	0	0
<b>Totals</b>		<b>25/0</b>	<b>0</b>	<b>0</b>	<b>0</b>	<b>0.0</b>	<b>0.0</b>	<b>0</b>	<b>0</b>	<b>0</b>	<b>0</b>	<b>0</b>	<b>0</b>	<b>0</b>	<b>0</b>	<b>0</b>

## ADDITIONAL STATISTICS

**SPECIAL TEAMS TACKLES:** 2016 (6), 2017 (3).

ADMINISTRATION  
& COACHES

JARED  
NORRIS

ROOKIES

2017 IN REVIEW

RECORDS

TEAM HISTORY

REFERENCE



# JARED NORRIS GAME-BY-GAME

## 2017 CAROLINA

Date	Opp	W/L	P/S	T	S	A	SACK	QBP	FR	FF	PD	INT	YDS	LG	TD
09/10	@ San Francisco	W					INACTIVE - GROIN								
09/17	BUFFALO	W	P	0	0	0	0.0	0	0	0	0	0	-	-	0
09/24	NEW ORLEANS	L	P	0	0	0	0.0	0	0	0	0	0	-	-	0
10/01	@ New England	W	P	0	0	0	0.0	0	0	0	0	0	-	-	0
10/08	@ Detroit	W	P	0	0	0	0.0	0	0	0	0	0	-	-	0
10/12	PHILADELPHIA	L	P	0	0	0	0.0	0	0	0	0	0	-	-	0
10/22	@ Chicago	L	P	0	0	0	0.0	0	0	0	0	0	-	-	0
10/29	@ Tampa Bay	W	P	0	0	0	0.0	0	0	0	0	0	-	-	0
11/05	ATLANTA	W	P	0	0	0	0.0	0	0	0	0	0	-	-	0
11/13	MIAMI	W	P	0	0	0	0.0	0	0	0	0	0	-	-	0
11/26	@ New York Jets	W	P	0	0	0	0.0	0	0	0	0	0	-	-	0
12/03	@ New Orleans	L	P	0	0	0	0.0	0	0	0	0	0	-	-	0
12/10	MINNESOTA	W					INJURED RESERVE - CALF								
12/17	GREEN BAY	W					INJURED RESERVE - CALF								
12/24	TAMPA BAY	W					INJURED RESERVE - CALF								
12/31	@ Atlanta	L					INJURED RESERVE - CALF								
<b>TOTALS</b>			11/0	<b>0</b>	<b>0</b>	<b>0</b>	<b>0.0</b>	<b>0</b>	<b>0</b>	<b>0</b>	<b>0</b>	<b>0</b>	<b>0</b>	<b>0</b>	<b>0</b>

## 2016 CAROLINA

Date	Opp	W/L	P/S	T	S	A	SACK	QBP	FR	FF	PD	INT	YDS	LG	TD
09/08	@ Denver	L					INACTIVE								
09/18	SAN FRANCISCO	W					INACTIVE								
09/25	MINNESOTA	L	P	0	0	0	0.0	0	0	0	0	0	-	-	0
10/02	@ Atlanta	L	P	0	0	0	0.0	0	0	0	0	0	-	-	0
10/10	TAMPA BAY	L	P	0	0	0	0.0	0	0	0	0	0	-	-	0
10/16	@ New Orleans	L	P	0	0	0	0.0	0	0	0	0	0	-	-	0
10/30	ARIZONA	W	P	0	0	0	0.0	0	0	0	0	0	-	-	0
11/06	@ Los Angeles	W	P	0	0	0	0.0	0	0	0	0	0	-	-	0
11/13	KANSAS CITY	L	P	0	0	0	0.0	0	0	0	0	0	-	-	0
11/17	NEW ORLEANS	W	P	0	0	0	0.0	0	0	0	0	0	-	-	0
11/27	@ Oakland	L	P	0	0	0	0.0	0	0	0	0	0	-	-	0
12/04	@ Seattle	L	P	0	0	0	0.0	0	0	0	0	0	-	-	0
12/11	SAN DIEGO	W	P	0	0	0	0.0	0	0	0	0	0	-	-	0
12/19	@ Washington	W	P	0	0	0	0.0	0	0	0	0	0	-	-	0
12/24	ATLANTA	L	P	0	0	0	0.0	0	0	0	0	0	-	-	0
01/01	@ Tampa Bay	L	P	0	0	0	0.0	0	0	0	0	0	-	-	0
<b>TOTALS</b>			14/0	<b>0</b>	<b>0</b>	<b>0</b>	<b>0.0</b>	<b>0</b>	<b>0</b>	<b>0</b>	<b>0</b>	<b>0</b>	<b>0</b>	<b>0</b>	<b>0</b>

ADMINISTRATION  
& COACHES

JARED  
NORRIS

ROOKIES

2017 IN REVIEW

RECORDS

TEAM HISTORY

REFERENCE

# GREG OLSEN

TIGHT END • MIAMI (Fla.)


12TH NFL SEASON  
8TH PANTHERS SEASON



PRO BOWLS: 3  
2014, 2015, 2016

PRO BOWL

Ht: 6-5 Wt: 255 • Born: March 11, 1985 • NFL Games Played/Started: 165/139 [9/9] • Acquired: TR-11 (CH)



ADMINISTRATION  
& COACHES

GREG  
OLSEN

ROOKIES

2017 IN REVIEW

RECORDS

TEAM HISTORY

REFERENCE

## NFL RANKINGS

- Ranks seventh in NFL history for receiving yards among tight ends (7,556)...Currently ranks second in career receiving yards among active tight ends.
- Ranks sixth all-time in receptions (639) among tight ends in NFL history.
- Tied for 10th all-time in receiving touchdowns (53) among tight ends.
- In 2017, saw streak of 160 consecutive games played and 82 consecutive games started come to an end after Week 2 vs. Buffalo (9/17/17) due to foot injury...Both streaks were the second-longest among active NFL tight ends at the time.
- In 2016, became the first tight end in NFL history to record 1,000 receiving yards in three consecutive seasons.

## NFL POSTSEASON RANKINGS

- Ranks seventh in NFL history for receiving yards (631) and 10th (41) in receptions among tight ends in the post-season.

## FRANCHISE RANKINGS

- Stands as franchise all-time leading tight end in terms of receiving yards (5,575), receptions (33) and 100-yard receiving games (9)...Ranks second among franchise tight ends in receiving touchdowns (33), behind Wesley Walls (44).
- Holds franchise record for most receiving yards in a single season by a tight end (1,104), set in 2015.
- Holds franchise record for most receptions in a single season by a tight end (84), set in 2014.
- Holds franchise record for single-game receiving yards by a tight end with 181, set vs. Tampa Bay (10/10/16).
- Owns the top five single-season receptions totals and five of the top six single-season receiving yards totals by a tight end in team history.
- Ranks third in franchise history in receiving yards (5,575) and receptions (445), regardless of position.
- Ranks fourth in franchise history in receiving touchdowns (33), regardless of position.
- In 2017, saw streak of 160 consecutive games played and 82 consecutive games started come to an end after Week 2 vs. Buffalo (9/17/17) due to foot injury...82 consecutive starts was third-longest streak in franchise history.
- 20 catches over two-game span (Week 14-15 of 2014) are the second most by a Panthers player in a two-game span behind Muhammad's 21 in 2000.

## FRANCHISE POSTSEASON RANKINGS

- Ranks second in franchise history in receiving yards (488) and receptions (35) in the postseason, regardless of position.
- Has two 100-yard receiving games in the postseason, tied for second-most in franchise history.
- Holds franchise record for most receiving yards (113) and receptions (8) by a tight end in single postseason game.

## HONORS

- Walter Payton NFL Man of the Year Finalist (2017, 2016)
- Pro Bowl (2016, 2015, 2014)
- AP All-Pro Second Team (2016, 2015)
- PFWA All-NFC (2016, 2015, 2014)
- Pro Football Weekly All-Rookie Team (2007)

## PRO CAREER

- Played in seven games after spending eight games on IR with a broken foot in 2017...Tallied 17 catches for 191 yards and one touchdown.
- Recorded team-high 107 yards on eight receptions with one touchdown in lone 2017 postseason game at New Orleans (1/7/18)...Eight receptions broke his own franchise record for most receptions by a tight end in a postseason game.
- With nine catches for 116 yards and a touchdown against Green Bay (12/17/17), moved into seventh place all-time in receiving yards and 10th in receiving touchdowns.
- Started all 16 games for Carolina in 2016, leading the team with 80 catches for 1,073 yards and three touchdowns...Named to third consecutive Pro Bowl and named All-Pro Second Team with third-straight 1,000-yard receiving season...Ranked second among NFL tight ends in receiving yards and fourth in receptions.
- Caught 50th career touchdown vs. San Francisco (9/18/16)...78-yard touchdown reception is the longest of his career.
- Posted career-high and tight end team record 181 receiving yards vs. Tampa Bay (10/10/16), the most in a single-game by a tight end in club history.
- Recorded four receptions vs. New Orleans (11/17/16), passing Heath Miller (592, 2005-15) for sixth on the NFL's all-time receptions list among tight ends.
- Earned second career Pro Bowl selection and was named AP All-Pro Second Team in 2015...Led team with 77 receptions and career-high 1,104 receiving yards and finished second with seven receiving touchdowns...Receiving yards were tight end team record...Stood second among all NFL tight ends in receiving yards and receiving average and tied for fourth in receptions.

- Started 16 games in 2015 and all three postseason contests, including Super Bowl 50 vs. Denver (2/7/16)... Helped Carolina set team records with an NFL-leading 500 points and 59 touchdowns and gain a team-record 357 first downs.

- Became Panthers all-time receiving yards leader among tight ends vs. Washington (11/22/15).

- Became Panthers all-time receptions leader among tight ends with 129 receiving yards on nine catches at New Orleans (12/6/15).

- Tied postseason career high in NFC Championship vs. Arizona (1/24/15) with 113 receiving yards... Represented the most receiving yards by a tight end in a postseason game in team history.

- Earned first career Pro Bowl selection and was named PFWA All-NFC in 2014... Led the Panthers with a career-high 84 receptions, tied for first with 1,008 receiving yards and finished second with six receiving touchdowns... Receptions were tight end team record... Stood second among all NFL tight ends in receiving yards and third in receptions.

- Teamed with wide receiver Kelvin Benjamin (1,008 yards) in 2014 to become the second tandem in Panthers history to each register 1,000 receiving yards in the same season, previously achieved in 1999 by Muhsin Muhammad (1,253 yards) and Patrick Jeffers (1,082 yards).

- Established a career high and tied the team record for the most catches in a game by a tight end with 10 for 72 yards and one touchdown at New Orleans (12/7/14)... Equaled Carolina's single-game record for a tight end, previously achieved by Walls at San Francisco (10/7/01) and Jeff King vs. Indianapolis (10/28/07).

- Matched career high and team record for most receptions in a game by a tight end with 10 vs. Tampa Bay (12/14/14).

- Made 100th career start at Atlanta (12/28/14).

- Started 16 games for Carolina in 2013... Led the team with 73 receptions, 816 receiving yards and six receiving touchdowns... Named to *USA Today* All-Joe Team.

- Recorded nine receptions and 102 yards vs. Denver (11/11/12) to become the first Panthers tight end since Wesley Walls vs. Seattle (10/8/00) to have a 100-yard receiving game.

- Played in 16 games with 13 starts for Carolina in 2011, finishing third on the team with 45 catches for 540 yards and five touchdowns... Added one two-point conversion... Contributions helped the Panthers total 3,829 net passing yards, the second-most in team history.

- Part of a Carolina tight end corps in 2011 that combined to catch 85 passes for 1,008 yards and nine touchdowns, the then most productive season by a set of tight ends in team history in terms of receptions and yardage.

- Played in 16 games with 13 starts for Chicago in 2010, registering 41 receptions for 404 yards and five touchdowns.

- Started 15 games in 2009 for Chicago, leading the team in catches (60) and touchdown receptions (8).

- 60 catches in 2009 ranked second at the time on the Bears single-season all-time list for tight ends, behind Mike Ditka's 75 catches in 1964.

- Tallied a career-high three touchdown catches vs. Arizona (11/8/09).

- Posted 54 catches for 574 receiving yards and a team-leading five touchdowns in 2008.

- Totaled 39 receptions for 391 yards and two touchdowns as a rookie in 2007, earning a *Pro Football Weekly* All-Rookie team nod.

**TRANSACTIONS:** Selected in the first round (31st overall) of the NFL Draft by Chicago (4/28/07)... Traded by Chicago to Carolina in exchange for a 2012 third-round draft choice (7/29/11)... Signed to contract extension by Carolina (7/31/11)... Signed to contract extension by Carolina (3/6/15)... Placed on injured reserve (foot) by Carolina (9/19/17)... Activated from injured reserve to active roster (11/24/17)... Signed to contract extension by Carolina (4/26/18).

**GP/GS:** Career (165/139) [9/9]; 2017 (7/7) [1/1]; 2016 (16/16); 2015 (16/16) [3/3]; 2014 (16/16) [2/2]; 2013 (16/16) [1/1]; 2012 (16/16); 2011 (16/13); 2010 (16/13) [2/2]; 2009 (16/15); 2008 (16/7); 2007 (14/4).

**2017:** Played in seven games and inactive one game after spending eight games on injured reserve with a broken foot in 2017... Tallied 17 catches for 191 yards and one touchdown... Saw his streak of 160 consecutive games played and 82 consecutive games started come to an end after Week 2 vs. Buffalo (9/17/17) due to foot injury... Both streaks were the second-longest among active NFL tight ends at the time... 82 consecutive starts streak was the third-longest in Panthers history... **vs. Buffalo (9/17):** Made one catch for 10 yards... Exited game with foot injury in first half... Placed on injured reserve (9/19) with a broken foot... **At New York Jets (11/26):** Started at tight end in his first game since suffering a foot injury in Week 2... Recorded one catch for 10 yards before leaving the game early after aggravating the same foot... **vs. Green Bay (12/17):** Started at tight end... Recorded game-high nine receptions for 116 yards and one touchdown... Marked ninth 100-yard receiving game as a Panther, the franchise leader... Became fifth different player with 100-yard receiving game for Carolina, a franchise record.

**POSTSEASON:** At New Orleans (1/7): Started at tight end... Led the team with eight receptions and 107 yards with one touchdown... Passed Muhsin Muhammad (407) for second place on the team's all-time postseason receiving yards list with 488... Marked third career 100-yard receiving performance in the postseason.

**COLLEGE:** Three-year letter winner at the University of Miami (2004-06) starting 26 of 33 games played and totaling 87 receptions for 1,215 yards (14.0-yard average) with six touchdowns... Started 12 games in each of his final two seasons at Miami earning first-team and honorable mention All-Atlantic Coast Conference honors as a junior and sophomore respectively... Led team in receptions as a junior (40) and ranked second in catches as a sophomore (31)... Also saw time as team's long snapper.

**PERSONAL:** Attended Wayne (N.J.) Hills High School... Majored in criminology at Miami (Fla.).

## GREG OLSEN CAREER STATISTICS

### RECEIVING

Year	Team	GP	GS	No	Yds	Avg	Lg	TD
2007	Chicago	14	4	39	391	10.0	31	2
2008	Chicago	16	7	54	574	10.6	52	5
2009	Chicago	16	15	60	612	10.2	41	8
2010	Chicago	16	13	41	404	9.9	39t	5
2011	Carolina	16	13	45	540	12.0	44t	5
2012	Carolina	16	16	69	843	12.2	47t	5
2013	Carolina	16	16	73	816	11.2	31	6
2014	Carolina	16	16	84	1008	12.0	38	6
2015	Carolina	16	16	77	1104	14.3	52	7
2016	Carolina	16	16	80	1073	13.4	78t	3
2017	Carolina	7	7	17	191	11.2	30t	1
<b>Totals</b>		<b>165</b>	<b>139</b>	<b>639</b>	<b>7556</b>	<b>11.8</b>	<b>78t</b>	<b>53</b>

### POSTSEASON

Year	Team	GP	GS	No	Yds	Avg	Lg	TD
2010	Chicago	2	2	6	143	23.8	58t	1
2013	Carolina	1	1	4	55	13.8	35	0
2014	Carolina	2	2	7	95	13.6	31	0
2015	Carolina	3	3	16	231	14.4	54	1
2017	Carolina	1	1	8	107	13.4	24	1
<b>Totals</b>		<b>9</b>	<b>9</b>	<b>41</b>	<b>631</b>	<b>15.4</b>	<b>58t</b>	<b>3</b>

### SINGLE-GAME CAREER HIGHS

<b>RECEPTIONS</b>	10	2x, last vs. Tampa Bay (12/14/14)
<b>RECEIVING YARDS</b>	181	vs. Tampa Bay (10/10/16)
<b>LONG RECEPTION</b>	78	vs. San Francisco (09/18/16)
<b>RECEIVING TDS</b>	3	vs. Arizona (11/8/09)
<b>LONG TD RECEPTION</b>	78	vs. San Francisco (09/18/16)

### ALL-TIME TIGHT END

With 639 receptions, 7,556 receiving yards and 53 touchdown receptions in his career, tight end Greg Olsen ranks in the top 10 all-time among NFL tight ends in receptions and receiving yards and is tied for 10th in receiving touchdowns. He ranks seventh all-time among tight ends in receiving yards and sixth all-time among tight ends in receptions.

Olsen is the Panthers all-time receiving yards leader among tight ends and the Panthers all-time receptions leader among tight ends. He holds the team's tight end record with nine 100-yard receiving games. He is second among Panthers tight ends in career touchdowns (33) behind Wesley Walls (44).

### NFL ALL-TIME RECEIVING YARDS LEADERS, TIGHT ENDS

Player	Rec.	Yds.	TD
Tony Gonzalez, 1997-2013	1,325	15,127	111
Jason Witten, 2003-17	1,152	12,448	68
Antonio Gates, 2003-present	927	11,508	114
Shannon Sharpe, 1990-2003	815	10,060	62
Ozzie Newsome, 1978-90	662	7,980	47
Jackie Smith, 1963-78	480	7,918	40
<b>Greg Olsen, 2007-present</b>	<b>639</b>	<b>7,556</b>	<b>53</b>



# GREG OLSEN GAME-BY-GAME

## 2017 CAROLINA

Date	Opp	W/L	P/S	Rec	Yds	Avg	Long	TD
09/10	@ San Francisco	W	S	2	18	9.0	17	0
09/17	BUFFALO	W	S	1	10	10.0	10	0
09/24	NEW ORLEANS	L						INJURED RESERVE - FOOT
10/01	@ New England	W						INJURED RESERVE - FOOT
10/08	@ Detroit	W						INJURED RESERVE - FOOT
10/12	PHILADELPHIA	L						INJURED RESERVE - FOOT
10/22	@ Chicago	L						INJURED RESERVE - FOOT
10/29	@ Tampa Bay	W						INJURED RESERVE - FOOT
11/05	ATLANTA	W						INJURED RESERVE - FOOT
11/13	MIAMI	W						INJURED RESERVE - FOOT
11/26	@ New York Jets	W	S	1	10	10.0	10	0
12/03	@ New Orleans	L						INACTIVE - FOOT
12/10	MINNESOTA	W	S	0	0	-	-	0
12/17	GREEN BAY	W	S	9	116	12.9	30t	1
12/24	TAMPA BAY	W	S	3	27	9.0	11	0
12/31	@ Atlanta	L	S	1	10	10.0	10	0
<b>TOTALS</b>			<b>7/7</b>	<b>17</b>	<b>191</b>	<b>11.2</b>	<b>30t</b>	<b>1</b>

## POSTSEASON

01/07	@ New Orleans	L	S	8	107	13.4	24	1
<b>TOTALS</b>			<b>1/1</b>	<b>8</b>	<b>107</b>	<b>13.4</b>	<b>24</b>	<b>1</b>

## 2016 CAROLINA

Date	Opp	W/L	P/S	Rec	Yds	Avg	Long	TD
09/08	@ Denver	L	S	7	73	10.4	18	0
09/18	SAN FRANCISCO	W	S	5	122	24.4	78	1
09/25	MINNESOTA	L	S	6	64	10.7	18	0
10/02	@ Atlanta	L	S	6	76	12.7	24	1
10/10	TAMPA BAY	L	S	9	181	20.1	34	0
10/16	@ New Orleans	L	S	6	94	15.7	20	0
10/30	ARIZONA	W	S	1	11	11.0	11	0
11/06	@ Los Angeles	W	S	5	52	10.4	18	1
11/13	KANSAS CITY	L	S	5	39	7.8	14	0
11/17	NEW ORLEANS	W	S	4	33	8.3	12	0
11/27	@ Oakland	L	S	4	45	11.3	20	0
12/04	@ Seattle	L	S	3	30	10.0	16	0
12/11	SAN DIEGO	W	S	4	87	21.8	36	0
12/19	@ Washington	W	S	6	85	14.2	31	0
12/24	ATLANTA	L	S	6	59	9.8	17	0
01/01	@ Tampa Bay	L	S	3	22	7.3	13	0
<b>TOTALS</b>			<b>16/16</b>	<b>80</b>	<b>1073</b>	<b>13.4</b>	<b>78</b>	<b>3</b>

ADMINISTRATION  
& COACHES

GREG  
OLSEN

ROOKIES

2017 IN REVIEW

RECORDS

TEAM HISTORY

REFERENCE

## 2015 CAROLINA

Date	Opp	W/L	P/S	Rec	Yds	Avg	Long	TD	
09/13	@ Jacksonville	W	S	1	11	11.0	11	0	
09/20	HOUSTON	W	S	6	70	11.7	27	0	
09/27	NEW ORLEANS	W	S	8	134	16.8	52	2	
10/04	@ Tampa Bay	W	S	2	28	14.0	19	0	
10/18	@ Seattle	W	S	7	131	18.7	32	1	
10/25	PHILADELPHIA	W	S	3	65	21.7	28	0	
11/02	INDIANAPOLIS	W	S	6	79	13.2	27	1	
11/08	GREEN BAY	W	S	4	66	16.5	24	1	
11/15	@ Tennessee	W	S	8	80	10.0	20	0	
11/22	WASHINGTON	W	S	3	54	18.0	34	1	
11/26	@ Dallas	W	S	5	70	14.0	31	0	
12/06	@ New Orleans	W	S	9	129	14.3	32	0	
12/13	ATLANTA	W	S	3	52	17.3	24	0	
12/20	@ New York Giants	W	S	6	79	13.2	37	1	
12/27	@ Atlanta	L	S	4	40	10.0	15	0	
01/03	TAMPA BAY	W	S	2	16	8.0	10	0	
<b>TOTALS</b>				<b>16/16</b>	<b>77</b>	<b>1104</b>	<b>14.3</b>	<b>52</b>	<b>7</b>

### POSTSEASON

01/17	SEATTLE	W	S	6	77	12.8	27	1	
01/24	ARIZONA	W	S	6	113	18.8	54	0	
02/07	@ Denver	L	S	4	41	10.3	19	0	
<b>TOTALS</b>				<b>3/3</b>	<b>16</b>	<b>231</b>	<b>14.4</b>	<b>54</b>	<b>1</b>

## 2014 CAROLINA

Date	Opp	W/L	P/S	Rec	Yds	Avg	Long	TD	
09/07	@ Tampa Bay	W	S	8	83	10.4	22	1	
09/14	DETROIT	W	S	6	72	12.0	20	0	
09/21	PITTSBURGH	L	S	5	69	13.8	37t	1	
09/28	@ Baltimore	L	S	2	30	15.0	17	0	
10/05	CHICAGO	W	S	6	72	12.0	19	2	
10/12	@ Cincinnati	T	S	6	62	10.3	16	1	
10/19	@ Green Bay	L	S	8	105	13.1	23	0	
10/26	SEATTLE	L	S	1	16	16.0	16	0	
10/30	NEW ORLEANS	L	S	3	30	10.0	11	0	
11/10	@ Philadelphia	L	S	6	119	19.8	38	0	
11/16	ATLANTA	L	S	5	61	12.2	15	0	
11/30	@ Minnesota	L	S	5	59	11.8	19	0	
12/07	@ New Orleans	W	S	10	72	7.2	16t	1	
12/14	TAMPA BAY	W	S	10	110	11.0	16	0	
12/21	CLEVELAND	W	S	1	21	21.0	21	0	
12/28	@ Atlanta	W	S	2	27	13.5	18	0	
<b>TOTALS</b>				<b>16/16</b>	<b>84</b>	<b>1008</b>	<b>12.0</b>	<b>38</b>	<b>6</b>

### POSTSEASON

01/03	ARIZONA	W	S	3	37	12.3	16	0	
01/10	@ Seattle	L	S	4	58	14.5	31	0	
<b>TOTALS</b>				<b>2/2</b>	<b>7</b>	<b>95</b>	<b>13.6</b>	<b>31</b>	<b>0</b>

## 2013 CAROLINA

Date	Opp	W/L	P/S	Rec	Yds	Avg	Long	TD	
09/08	SEATTLE	L	S	5	56	11.2	27	0	
09/15	@ Buffalo	L	S	7	84	12.0	31	1	
09/22	NEW YORK GIANTS	W	S	4	54	13.5	24	0	
10/06	@ Arizona	L	S	5	79	15.8	25	0	
10/13	@ Minnesota	W	S	2	19	9.5	11	0	
10/20	ST. LOUIS	W	S	4	47	11.8	25	0	
10/24	@ Tampa Bay	W	S	3	21	7.0	16	1	
11/03	ATLANTA	W	S	4	66	16.5	23	1	
11/10	@ San Francisco	W	S	1	14	14.0	14	0	
11/18	NEW ENGLAND	W	S	5	52	10.4	15	1	
11/24	@ Miami	W	S	5	34	6.8	12	1	
12/01	TAMPA BAY	W	S	5	85	17.0	30	0	
12/08	@ New Orleans	L	S	8	40	5.0	13	0	
12/15	NEW YORK JETS	W	S	5	88	17.6	27	0	
12/22	NEW ORLEANS	W	S	4	35	8.8	14	0	
12/29	@ Atlanta	W	S	6	42	7.0	8	1	
<b>TOTALS</b>				<b>16/16</b>	<b>73</b>	<b>816</b>	<b>11.2</b>	<b>31</b>	<b>6</b>
<b>POSTSEASON</b>									
01/12	SAN FRANCISCO	L	S	4	55	13.8	35	0	
<b>TOTALS</b>				<b>1/1</b>	<b>4</b>	<b>55</b>	<b>13.8</b>	<b>35</b>	<b>0</b>

## 2012 CAROLINA

Date	Opp	W/L	P/S	Rec	Yds	Avg	Long	TD	
09/09	@ Tampa Bay	L	S	6	56	9.3	20	0	
09/16	NEW ORLEANS	W	S	1	13	13.0	13	0	
09/20	NEW YORK GIANTS	L	S	7	98	14.0	23	0	
09/30	@ Atlanta	L	S	6	89	14.8	34	1	
10/07	SEATTLE	L	S	2	37	18.5	24	0	
10/21	DALLAS	L	S	4	31	7.8	14	0	
10/28	@ Chicago	L	S	3	23	7.7	10	0	
11/04	@ Washington	W	S	5	48	9.6	17	0	
11/11	DENVER	L	S	9	102	11.3	26	2	
11/18	TAMPA BAY	L	S	2	42	21.0	32	0	
11/26	@ Philadelphia	W	S	4	50	12.5	23	0	
12/02	@ Kansas City	L	S	1	47	47.0	47t	1	
12/09	ATLANTA	W	S	4	55	13.8	25t	1	
12/16	@ San Diego	W	S	5	56	11.2	26	0	
12/23	OAKLAND	W	S	6	53	8.8	20	0	
12/30	@ New Orleans	W	S	4	43	10.8	16	0	
<b>TOTALS</b>				<b>16/16</b>	<b>69</b>	<b>843</b>	<b>12.2</b>	<b>47t</b>	<b>5</b>

## 2011 CAROLINA

Date	Opp	W/L	P/S	Rec	Yds	Avg	Long	TD
09/11	@ Arizona	L	S	4	78	19.5	43	0
09/18	GREEN BAY	L	S	1	34	34.0	34	0
09/25	JACKSONVILLE	W	S	7	57	8.1	16t	1
10/02	@ Chicago	L	S	5	50	10.0	23	1
10/09	NEW ORLEANS	L	S	3	21	7.0	9	1
10/16	@ Atlanta	L	S	5	42	8.4	10	0
10/23	WASHINGTON	W	S	1	4	4.0	4	0
10/30	MINNESOTA	L	S	4	73	18.3	39t	1
11/13	TENNESSEE	L	S	4	45	11.3	16	0
11/20	@ Detroit	L	S	3	23	7.7	8	0
11/27	@ Indianapolis	W	P	3	24	8.0	13	0
12/04	@ Tampa Bay	W	S	1	21	21.0	21	0
12/11	ATLANTA	L	S	2	53	26.5	44t	1
12/18	@ Houston	W	P	2	15	7.5	17	0
12/24	TAMPA BAY	W	S	0	0	0.0	0	0
01/01	@ New Orleans	L	P	0	0	0.0	0	0
<b>TOTALS</b>			<b>16/13</b>	<b>45</b>	<b>540</b>	<b>12.0</b>	<b>44t</b>	<b>5</b>

## 2010 CHICAGO

Date	Opp	W/L	P/S	Rec	Yds	Avg	Long	TD
09/12	DETROIT	W	S	4	37	9.3	13	0
09/19	@ Dallas	W	S	1	39	39.0	39t	1
09/27	GREEN BAY	W	P	5	64	12.8	21	1
10/03	@ New York Giants	L	S	5	39	7.8	19	0
10/10	@ Carolina	W	P	0	0	0.0	0	0
10/17	SEATTLE	L	S	0	0	0.0	0	0
10/24	WASHINGTON	L	S	3	43	14.3	23	0
11/07	@ Buffalo	W	S	3	29	9.7	18	0
11/14	MINNESOTA	W	S	3	31	10.3	17t	1
11/18	@ Miami	W	S	4	40	10.0	12	0
11/28	PHILADELPHIA	W	P	1	9	9.0	9t	1
12/05	@ Detroit	W	S	1	5	5.0	5	0
12/12	NEW ENGLAND	L	S	1	6	6.0	6	0
12/20	@ Minnesota	W	S	4	28	7.0	11	0
12/26	NEW YORK JETS	W	S	1	5	5.0	5	0
01/02	@ Green Bay	L	S	5	29	5.8	7	0
<b>TOTALS</b>			<b>16/13</b>	<b>41</b>	<b>404</b>	<b>9.9</b>	<b>39t</b>	<b>5</b>

## POSTSEASON

01/16	SEATTLE	W	S	3	113	37.7	58t	1
01/23	GREEN BAY	L	S	3	30	10.0	13	0
<b>TOTALS</b>			<b>2/2</b>	<b>6</b>	<b>143</b>	<b>23.8</b>	<b>58t</b>	<b>1</b>



## 2009 CHICAGO

Date	Opp	W/L	P/S	Rec	Yds	Avg	Long	TD
09/13	@ Green Bay	L	S	1	8	8.0	8	0
09/20	PITTSBURGH	W	S	3	41	13.7	29	0
09/27	@ Seattle	W	S	5	44	8.8	19	1
10/04	DETROIT	W	S	1	1	1.0	1t	1
10/18	@ Atlanta	L	S	5	57	11.4	41	1
10/25	@ Cincinnati	L	S	4	24	6.0	8	0
11/01	CLEVELAND	W	S	3	40	13.3	16	0
11/08	ARIZONA	L	S	5	71	14.2	33t	3
11/12	@ San Francisco	L	S	7	75	10.7	20	0
11/22	PHILADELPHIA	L	S	6	42	7.0	11	0
11/29	@ Minnesota	L	S	7	45	6.4	9	0
12/06	ST. LOUIS	W	S	2	1	0.5	1	0
12/13	GREEN BAY	L	S	2	14	7.0	12	0
12/20	@ Baltimore	L	S	1	8	8.0	8	0
12/28	MINNESOTA	W	S	3	47	15.7	24	1
01/03	@ Detroit	W	P	5	94	18.8	34	1
<b>TOTALS</b>			<b>16/15</b>	<b>60</b>	<b>612</b>	<b>10.2</b>	<b>41</b>	<b>8</b>

## 2008 CHICAGO

Date	Opp	W/L	P/S	Rec	Yds	Avg	Long	TD
09/07	@ Indianapolis	W	S	2	36	18.0	29	0
09/14	@ Carolina	L	P	2	7	3.5	9	0
09/21	TAMPA BAY	L	P	2	16	8.0	10	0
09/28	PHILADELPHIA	W	P	4	35	8.8	19t	1
10/05	@ Detroit	W	P	3	87	29.0	52	0
10/12	@ Atlanta	L	P	3	41	13.7	22	0
10/19	MINNESOTA	W	P	6	74	12.3	19	1
11/02	DETROIT	W	S	2	10	5.0	14	0
11/09	TENNESSEE	L	S	5	40	8.0	11	0
11/16	@ Green Bay	L	P	4	45	11.3	18	0
11/23	@ St. Louis	W	P	0	0	0.0	0	0
11/30	@ Minnesota	L	S	1	7	7.0	7	0
12/07	JACKSONVILLE	W	P	3	52	17.3	25	1
12/11	NEW ORLEANS	W	S	8	45	5.6	10	0
12/22	GREEN BAY	W	S	5	49	9.8	17	1
12/28	@ Houston	L	S	4	30	7.5	10	1
<b>TOTALS</b>			<b>16/7</b>	<b>54</b>	<b>574</b>	<b>10.6</b>	<b>52</b>	<b>5</b>

## 2007 CHICAGO

Date	Opp	W/L	P/S	Rec	Yds	Avg	Long	TD
09/09	@ San Diego	L						
09/16	KANSAS CITY	W						
09/23	DALLAS	L	P	2	28	14.0	21	0
09/30	@ Detroit	L	P	0	0	0.0	0	0
10/07	@ Green Bay	W	P	4	57	14.3	27	1
10/14	MINNESOTA	L	S	5	63	12.6	31	0
10/21	@ Philadelphia	W	P	4	48	12.0	20	0
10/28	DETROIT	L	S	6	59	9.8	20t	1
11/11	@ Oakland	W	P	0	0	0.0	0	0
11/18	@ Seattle	L	S	7	43	6.1	9	0
11/25	DENVER	W	P	1	10	10.0	10	0
12/02	NEW YORK GIANTS	L	P	2	7	3.5	4	0
12/06	@ Washington	L	P	3	31	10.3	20	0
12/17	@ Minnesota	L	P	2	18	9.0	13	0
12/23	GREEN BAY	W	P	1	10	10.0	10	0
12/30	NEW ORLEANS	W	S	2	17	8.5	12	0
<b>TOTALS</b>			<b>14/4</b>	<b>39</b>	<b>391</b>	<b>10.0</b>	<b>31</b>	<b>2</b>

# MICHAEL PALARDY

PUNTER • TENNESSEE

3RD NFL SEASON  
3RD PANTHERS SEASON



Ht: 5-11 Wt: 200 • Born: July 6, 1992 • NFL Games Played/Started: 23/0 [1/0] • Acquired: FA-16

## NFL RANKINGS

• Ranked fifth in the NFL in net punting average (42.4) in 2017.

## FRANCHISE RANKINGS

- Set franchise record for highest net punting average (42.4) in single season in 2017.
- Tied for third-fewest touchbacks (four) among qualifying punters in a single season in 2017.

## PRO CAREER

- Played in all 16 games for Carolina in 2017, delivering career-best season numbers with a net punting average of 42.4 and gross punting average of 46.0...Landed 25 punts inside the 20 and only allowed four touchbacks.
- Set franchise record for highest net punting average (42.4) in single season in 2017.
- Posted single-game career-best net average of 48.7 at San Francisco in season opener (9/10/17).
- Booted career-long 63-yard punt at New York Jets (11/26/17).
- Played in the final seven games of 2016 for Carolina, filling in for an injured Andy Lee...Notched a 42.5-yard gross average and recorded 13 punts inside the 20-yard line.

**TRANSACTIONS:** Signed as an undrafted rookie free agent by Oakland (6/5/14)...Waived by Oakland (8/7/14)...Signed to practice squad by Oakland (12/24/14)...Signed as a free agent by St. Louis (1/5/15)...Waived by St. Louis (9/1/15)...Signed as a free agent by Carolina (4/5/16)...Waived by Carolina (6/8/16)...Signed as a free agent by Baltimore (7/30/16)...Waived by Baltimore (8/3/16)...Signed as a free agent by Indianapolis (8/6/16)...Waived by Indianapolis (8/15/16)...Signed as a free agent by Cleveland (8/31/16)...Waived by Cleveland (9/4/16)...Signed to practice squad by Cleveland (9/6/16)...Terminated from practice squad by Cleveland (9/22/16)...Signed to practice squad by Atlanta (10/5/16)...Terminated from practice squad by Atlanta (10/10/16)...Signed as a free agent by Carolina (11/14/16).

**GP/GS:** Career (23/0) [1/0]; 2017 (16/0) [1/0]; 2016 (7/0).

**2017:** Played in all 16 games as Carolina's punter...Averaged a net distance of 42.4 yards on 71 punts with a gross average of 46.0, both career bests...Booted 25 balls inside the 20 with only four touchbacks...**At San Francisco (9/10):** Punted three times for a career-best net average of 48.7 yards per punt...Recorded a then-career-long 58-yard punt...**At Chicago (10/22):** Recorded a career-high 52.6-yard gross average, punting five times for 263 yards...**At Tampa Bay (10/29):** Punted a career-high seven times for a 50.4-yard gross average...Placed a career-high four punts inside the 20, including three inside the 10...Notched four punts of at least 50 yards...**At New York Jets (11/26):** Punted six times for a gross average of 47.3 yards and a net average of 46.2...Posted a career-long 63-yard punt on first attempt of the day...**At Atlanta (12/31):** Tied a career-high with seven punts...Recorded a gross average of 47.0 yards and a net average of 44.4 yards.

**POSTSEASON:** **At New Orleans (1/7):** Punted three times for an average of 48.3 yards per punt and a net average of 42.7 yards.

**COLLEGE:** Played in 46 games at Tennessee...Left-footed...Finished career second in school history with a 42.9-yard punting average on 117 punts with 50 inside the 20, seven touchbacks, one block and long of 69 yards...Converted 37-of-50 field goal attempts to rank third in school history with a 74.0 accuracy rate...Made 109-of-115 extra point tries...Totaled 220 points...Served as primary kickoff specialist all four seasons...As a senior in 2013, Second-team All-Southeastern Conference selection...Tied for first in the nation with 33 punts inside the 20...Averaged 44.5 yards on 63 punts, including 19 of more than 50 yards...Connected on 34-of-35 extra point tries and 14-of-17 field goal attempts for a team-leading 76 points.

**PERSONAL:** Attended St. Thomas Aquinas High School in Fort Lauderdale, Fla....Majored in communication studies at Tennessee.

ADMINISTRATION  
& COACHES

MICHAEL  
PALARDY

ROOKIES

2017 IN REVIEW

RECORDS

TEAM HISTORY

REFERENCE

## MICHAEL PALARDY CAREER STATISTICS

Year	Team	GP	No	Yds	Avg	Net	TB	In 20	Lg	Blk
2016	Carolina	7	36	1,531	42.5	37.9	2	13	56	0
2017	Carolina	16	71	3,269	46.0	42.4	4	25	63	0
<b>Totals</b>		<b>23</b>	<b>107</b>	<b>4,800</b>	<b>44.9</b>	<b>40.9</b>	<b>6</b>	<b>38</b>	<b>63</b>	<b>0</b>

### POSTSEASON

Year	Team	GP	No	Yds	Avg	Net	TB	In 20	Lg	Blk
2017	Carolina	1	3	145	48.3	42.7	0	1	53	0
<b>Totals</b>		<b>1</b>	<b>3</b>	<b>145</b>	<b>48.3</b>	<b>42.7</b>	<b>0</b>	<b>1</b>	<b>53</b>	<b>0</b>

### ADDITIONAL STATISTICS

SPECIAL TEAMS TACKLES: 2016 (1).

### SINGLE-GAME CAREER HIGHS

<b>PUNTS</b>	7	2x, last at Atlanta (12/31/17)
<b>PUNTING YARDS</b>	353	at Tampa Bay (10/29/17)
<b>GROSS PUNTING AVERAGE</b>	52.6	at Chicago (10/22/17)
<b>NET PUNTING AVERAGE</b>	48.7	at San Francisco (9/10/17)
<b>LONG PUNT</b>	63	at New York Jets (11/26/17)
<b>PUNTS INSIDE THE 20</b>	4	at Tampa Bay (10/29/17)

### PALARDY SETS PANTHERS RECORD

Carolina punter Michael Palardy set the franchise record for the single-season highest net punting average (42.4) in 2017. His 42.4-yard net average topped Brad Nortman's 41.6-yard average, set in 2013.

#### CAROLINA PANTHERS // NET PUNTING AVERAGE

PLAYER	NET AVERAGE
<i>Michael Palardy (2017)</i>	<b>42.4</b>
Brad Nortman (2013)	41.6
Brad Nortman (2015)	39.8
Jason Baker (2006)	39.0



# MICHAEL PALARDY GAME-BY-GAME

## 2017 CAROLINA

Date	Opp	W/L	P/S	No	Yds	Avg	TB	IN20	LG	Blk	Net
09/10	@ San Francisco	W	P	3	155	51.7	0	1	58	0	48.7
09/17	BUFFALO	W	P	6	249	41.5	0	2	55	0	41.2
09/24	NEW ORLEANS	L	P	3	129	43.0	1	0	56	0	32.3
10/01	@ New England	W	P	1	35	35.0	0	0	35	0	35.0
10/08	@ Detroit	W	P	5	234	46.8	1	0	60	0	41.6
10/12	PHILADELPHIA	L	P	3	136	45.3	0	3	50	0	45.3
10/22	@ Chicago	L	P	5	263	52.6	1	1	59	0	46.2
10/29	@ Tampa Bay	W	P	7	353	50.4	0	4	55	0	47.1
11/05	ATLANTA	W	P	5	249	49.8	0	3	57	0	47.2
11/13	MIAMI	W	P	2	85	42.5	1	1	43	0	32.5
11/26	@ New York Jets	W	P	6	284	47.3	0	2	63	0	46.2
12/03	@ New Orleans	L	P	5	215	43.0	0	2	51	0	42.0
12/10	MINNESOTA	W	P	6	260	43.3	0	2	56	0	34.3
12/17	GREEN BAY	W	P	4	174	43.5	0	2	55	0	39.8
12/24	TAMPA BAY	W	P	3	119	39.7	0	2	46	0	39.7
12/31	@ Atlanta	L	P	7	329	47.0	0	0	60	0	44.4
<b>TOTALS</b>			<b>16/0</b>	<b>71</b>	<b>3269</b>	<b>46.0</b>	<b>4</b>	<b>25</b>	<b>63</b>	<b>0</b>	<b>42.4</b>

## POSTSEASON

01/07	@ New Orleans	L	1/0	3	145	48.3	0	1	53	0	42.7
<b>TOTALS</b>			<b>1/0</b>	<b>3</b>	<b>145</b>	<b>48.3</b>	<b>0</b>	<b>1</b>	<b>53</b>	<b>0</b>	<b>42.7</b>

## 2016 CAROLINA

Date	Opp	W/L	P/S	No	Yds	Avg	TB	IN20	LG	Blk	Net
11/17	NEW ORLEANS	W	P	6	280	46.7	1	1	56	0	35.7
11/27	@ Oakland	L	P	6	280	46.7	0	1	55	0	41.0
12/04	@ Seattle	L	P	6	254	42.3	1	3	52	0	37.0
12/11	SAN DIEGO	W	P	5	215	43.0	0	2	49	0	42.6
12/19	@ Washington	W	P	6	208	34.7	0	3	46	0	32.3
12/24	ATLANTA	L	P	3	130	43.3	0	2	51	0	39.7
01/01	@ Tampa Bay	L	P	4	164	41.0	0	1	47	0	39.3
<b>TOTALS</b>			<b>7/0</b>	<b>36</b>	<b>1531</b>	<b>42.5</b>	<b>2</b>	<b>13</b>	<b>56</b>	<b>0</b>	<b>37.9</b>

# JULIUS PEPPERS

DEFENSIVE END • NORTH CAROLINA

17TH NFL SEASON  
10TH PANTHERS SEASON



PRO BOWLS: 9 - 2004, 2005, 2006,  
2008, 2009, 2010, 2011, 2012, 2015

PRO BOWL

Ht: 6-7 Wt: 295 • Born: January 18, 1980 • NFL Games Played/Started: 250/232 [18/18] • Acquired: UFA-17



## NFL RANKINGS

- Ranks fourth in NFL history with 154.5 career sacks, the most sacks by any active NFL player.
- Only player in NFL history with at least 150 sacks and 10 or more interceptions.
- Has 20 career opponent fumble recoveries, the most among active players and tied for second-most since 2000.
- Has 49 career forced fumbles, ranking second in the NFL in that category since 2000.
- 11 career interceptions ranks second all-time for defensive ends.
- Produced 10 seasons with double-digit sacks which ranks fourth all-time in NFL history.
- First in the NFL among active players with 13 blocked kicks (12 field goals, one extra point).
- Has six career defensive touchdowns (4 INT, 2 FR) which ties for first in the NFL among active defensive linemen and linebackers.
- Played in 250 career games, tied for seventh all-time among defensive players and sixth among all active NFL players.
- Has played in 160 consecutive regular season games, the fourth-longest active streak in the NFL.
- Named to nine Pro Bowls, tied for sixth-most among all active players.
- Has been named NFC Defensive Player of the Week seven times in his career, joining defensive end Chris Doleman as only players to win the weekly honor for three different teams.

## NFL POSTSEASON RANKINGS

- Has played in 18 career postseason games, tied for fifth-most among active NFL players.
- Has 6.5 career sacks in postseason, tying for seventh among active players.

## FRANCHISE RANKINGS

- All-time leader in sacks (92.0).
- All-time leader in forced fumbles (31).
- All-time leader in blocked field goals (8).
- Tied for second in franchise history in opponent fumble recoveries (9).
- Tied for third all-time in defensive touchdowns (3 total: 2 INT, 1 FR).
- Posted the second-most interception return yards for one season (143) in 2004.
- Holds record for longest interception return in a game in franchise history with a 97-yard return at Denver (10/10/04).

## FRANCHISE POSTSEASON RANKINGS

- Tied for most career postseason starts (nine) in franchise history, and tied for third in most career postseason games (nine) played.

## HONORS

- 9x Pro Bowl (2015, 2012, 2011, 2010, 2009, 2008, 2006, 2005, 2004)
- 3x AP First Team All-Pro (2010, 2006, 2004)
- 3x AP Second Team All-Pro (2012, 2009, 2008)
- NFL Defensive Rookie of the Year (2002)
- NFL All-Decade Team (2000s)
- 4x NFC Defensive Player of the Month
- 7x NFC Defensive Player of the Week

## PRO CAREER

- Has appeared in 250 games with 232 starts in his career, appearing in all 16 games in 14 of his 16 seasons in the league.
- Played in 16 games with five starts for Carolina in 2017, registering 33 tackles and 11.0 sacks with two forced fumbles, two fumble recoveries and 20 quarterback pressures.
- Talled one sack vs. Philadelphia (10/12/17), marking his 150th career sack, becoming the only player in NFL history with at least 150 sacks and 10 interceptions.
- Recorded his 151st career sack in Week 8 at Tampa Bay (10/29/17), surpassing Chris Doleman (150.5) for the fourth-most sacks in NFL history.
- In Week 15 vs. Green Bay (12/17/17), notched 10th sack of the season, joining Bruce Smith, Reggie White and Kevin Greene as the only players in NFL history with 10 10-sack seasons.
- Played in 16 games with 11 starts for Green Bay in 2016, tallying 30 tackles and finishing second on the team with 7.5 sacks and 14 quarterback pressures... Talled eight tackles and one sack in three postseason games.
- Started all 16 games in 2015 at linebacker for Green Bay, leading the team and NFC linebackers with 10.5 sacks.
- Started all 16 games for Green Bay in 2014 and posted 45 tackles, seven sacks, two interceptions (both returned for TDs), 17 quarterback hits, 17 pressures, a career-high 11 passes defended, a team-high four forced fumbles and a team-best three fumble recoveries... Ranked seventh in the NFL with five takeaways.
- Named to his third straight Pro Bowl with the Bears in 2012, when he led the team with 11.5 sacks, which was tied for ninth in the NFL.

ADMINISTRATION  
& COACHES

JULIUS  
PEPPERS

ROOKIES

2017 IN REVIEW

RECORDS

TEAM HISTORY

REFERENCE

- Selected to his seventh Pro Bowl in 2011 after leading Chicago in sacks (11) and quarterback pressures (55).
- Earned first-team All-Pro honors from AP and was named to his sixth Pro Bowl in 2010 after leading Chicago in quarterback pressures (23) and tying for the team lead in sacks (eight).
- Named to the Pro Bowl and earned second-team All-Pro honors from AP in 2009 after posting 10.5 sacks, two interceptions and five forced fumbles for Carolina.
- Posted a career-high 14.5 sacks in 2008 on his way to Pro Bowl honors and a second-team All-Pro selection by the AP.
- Blocked two field goals for Carolina for the second straight season in 2007 to match his own team single-season record.
- Registered 75 tackles (61 solo) and 13 sacks in 2006 on his way to Pro Bowl recognition and first-team All-Pro honors from AP.
- Named a Pro Bowl starter for the second-straight season in 2005 after recording 70 tackles (46 solo) and 10.5 sacks.
- Selected to his first career Pro Bowl in 2004 and was named first-team All-Pro by AP...Posted a career-high 85 tackles (63 solo), 11 sacks, and two interceptions for 143 yards and a TD.
- Started all 16 games in 2003 for a Carolina team that advanced to Super Bowl XXXVIII.
- Named the NFL Defensive Rookie of the Year by AP in 2002 after recording 12 sacks in his debut season.

**TRANSACTIONS:** Selected in the first round (second overall) of the 2002 NFL Draft by Carolina (4/20/02)...Placed on injured reserve with an injured right knee by Carolina (12/26/07)...Designated as franchise player by Carolina (2/19/09)...Signed as an unrestricted free agent by Chicago (3/6/10)...Released by Chicago (3/13/14)...Signed as a free agent by Green Bay (3/15/14)...Signed as an unrestricted free agent by Carolina (3/11/17)...Signed contract extension with Carolina (3/14/18).

**GP/GS:** Career (250/232) [18/18]; 2017 (16/5) [1/1]; 2016 (16/11) [3/3]; 2015 (16/16) [2/2]; 2014 (16/16) [2/2]; 2013 (16/16); 2012 (16/16); 2011 (16/16); 2010 (16/16) [2/2]; 2009 (16/14); 2008 (16/16) [1/1]; 2007 (14/14); 2006 (16/16); 2005 (16/16) [3/3]; 2004 (16/16); 2003 (16/16) [4/4]; 2002 (12/12).

**2017:** Played in 16 games with five starts for Carolina...Registered 33 tackles and 11.0 sacks (tied for team-high) with two forced fumbles, two fumble recoveries and 20 quarterback pressures...Reached double-digit sacks for the 10th time in his career...Teamed with Mario Addison to become fifth pair of Panthers teammates with double-digit sacks in same season...**Vs. Buffalo (9/17):** Recorded season-high six tackles and tied for season high with two sacks...**At New England (10/1):** Recorded two quarterback pressures and two sacks, Peppers' second multi-sack game of the season...Brought down Patriots quarterback Tom Brady for a six-yard loss in the second quarter and

added a second sack in the third quarter, tackling Brady for a five-yard loss...**Vs. Philadelphia (10/12):** Notched his 150th career sack on Philadelphia's opening drive of the game, forcing a strip-sack...Became the only player in NFL history with 150 sacks and 10 interceptions...**At Tampa Bay (10/29):** Recorded two tackles, one sack and one forced fumble...With a strip-sack in the second quarter, Peppers pushed his career sack total to 151.0, passing Chris Doleman (150.5) for fourth-most in NFL history...Strip-sack added to Peppers' franchise-leading forced fumbles total of 31...**Vs. Green Bay (12/17):** Talled two tackles and one half-sack...Brought season sack total to 10, joining Bruce Smith, Reggie White and Kevin Greene as the only players in NFL history with 10 10-sack seasons...**Vs. Tampa Bay (12/24):** Recorded four tackles, one sack, three quarterback pressures and a career-best two fumble recoveries.

**POSTSEASON: At New Orleans (1/7):** Started at defensive end...Tallied one tackle.

**COLLEGE:** Started 33 of the 34 games played in three seasons at North Carolina...Finished career ranked second all-time in Tar Heels history with 30.5 sacks...Accumulated 53 tackles for loss, 167 tackles, five interceptions, two fumble recoveries, five forced fumbles, 13 passes defended and 42 quarterback pressures...Returned two interceptions and one fumble recovery for touchdowns...Won the Lombardi Award, given to the nation's top lineman, and the Chuck Bednarik Award, given to the nation's best overall defensive player as a junior...Finalist for the Nagurski Award, awarded by the Football Writers Association to college football's best defensive player...Unanimous All-America and All-ACC first team choice...In 2010, three interceptions ranked first in the country among defensive lineman...As a sophomore in 2010, named second-team All-America by The Associated Press and Football News and first-team All-ACC selection...Led the nation with 15 sacks, one sack shy of Lawrence Taylor's school record set in 1980...Established a school mark and ranked third in the country with 24 tackles for a loss...In 1999, Freshman All-America choice by The Sporting News.

**PERSONAL:** Attended Southern Nash High School in Bailey, N.C....Majored in Afro-American studies at North Carolina...Played basketball for the Tar Heels in 1999 as a freshman and in 2000 as a sophomore...Appeared in 56 games and posted career averages of 5.7 points and 3.7 rebounds with 23 blocked shots...Totals included career-highs of 21 points vs. Penn State (3/18/01) during the NCAA Tournament and 13 rebounds vs. Clemson (1/6/00)...Played in 25 games as a sophomore, averaging 7.1 points and 4.0 rebounds, and led the team with a field goal percentage of 64.3...Averaged 4.5 points and 3.5 rebounds and blocked 17 shots as a freshman to help the Tar Heels reach the Final Four...Named the nation's top two-sport athlete by *The Sporting News* in 2001 in a vote of Division I basketball coaches.

## JULIUS PEPPERS CAREER STATISTICS

Year	Team	GP/GS	Tot	T	A	Sack	Yds	INT	Yds	Lg	TD	PD	FF	FR	Yds	TD
2002	Carolina	12/12	54	37	17	12.0	78	1	21	21	0	4	5	0	0	0
2003	Carolina	16/16	65	48	17	7.0	39	0	0	0	0	6	3	0	0	0
2004	Carolina	16/16	85	63	22	11.0	71	2	143	97	1	6	4	1	60	1
2005	Carolina	16/16	70	46	24	10.5	61.5	0	0	0	0	4	2	1	10	0
2006	Carolina	16/16	75	61	14	13.0	89	0	0	0	0	6	3	2	0	0
2007	Carolina	14/14	55	37	18	2.5	22.5	1	0	0	0	3	3	2	0	0
2008	Carolina	16/16	63	41	22	14.5	82.5	0	0	0	0	7	5	0	0	0
2009	Carolina	16/14	56	35	21	10.5	52.5	2	13	13t	1	4	5	1	11	0
2010	Chicago	16/16	64	47	17	8.0	54	2	1	1	0	7	3	0	0	0
2011	Chicago	16/16	43	31	12	11.0	60	0	0	0	0	1	3	2	0	0
2012	Chicago	16/16	43	33	10	11.5	73.5	0	0	0	0	1	4	6	0	0
2013	Chicago	16/16	47	35	12	7.0	44	1	14	14	0	4	2	1	42	1
2014	Green Bay	16/16	45	33	12	7.0	41.5	2	101	52t	2	11	4	3	2	0
2015	Green Bay	16/16	42	31	11	10.5	57	0	0	0	0	0	2	0	0	0
2016	Green Bay	16/11	30	22	8	7.5	47.5	0	0	0	0	3	2	1	0	0
2017	Carolina	16/5	33	27	6	11.0	61.0	0	0	0	0	0	2	2	0	0
<b>Totals</b>		<b>250/232</b>	<b>870</b>	<b>627</b>	<b>243</b>	<b>154.5</b>	<b>934.5</b>	<b>11</b>	<b>293</b>	<b>97</b>	<b>4</b>	<b>66</b>	<b>49</b>	<b>20</b>	<b>131</b>	<b>2</b>

### POSTSEASON

Year	Team	GP/GS	Tot	T	A	Sack	Yds	INT	Yds	Lg	TD	PD	FF	FR	Yds	TD
2003	Carolina	4/4	14	8	6	1.0	10	1	34	34	0	2	0	0	0	0
2005	Carolina	3/3	12	11	1	1.0	9	0	0	0	0	1	0	0	0	0
2008	Carolina	1/1	2	2	0	0.0	0	0	0	0	0	0	0	0	0	0
2010	Chicago	2/2	4	1	3	0.0	0	0	0	0	0	0	0	0	0	0
2014	Green Bay	2/2	12	6	6	2.5	8.5	0	0	0	0	0	2	0	0	0
2015	Green Bay	2/2	2	1	1	1.0	8	0	0	0	0	0	0	0	0	0
2016	Green Bay	3/3	8	5	3	1.0	4	0	0	0	0	2	0	0	0	0
2017	Carolina	1/1	1	0	1	0.0	0	0	0	0	0	0	0	0	0	0
<b>Totals</b>		<b>18/18</b>	<b>55</b>	<b>34</b>	<b>21</b>	<b>6.5</b>	<b>39.5</b>	<b>1</b>	<b>34</b>	<b>34</b>	<b>0</b>	<b>5</b>	<b>2</b>	<b>0</b>	<b>0</b>	<b>0</b>

### ADDITIONAL STATISTICS

**BLOCKED FIELD GOALS:** 2004 (1), 2005 (1), 2006 (2), 2007 (2), 2009 (1), 2010 (1), 2011 (2), 2012 (1), 2013 (1).

**BLOCKED PATS:** 2008 (1).

### SINGLE-GAME CAREER HIGHS

<b>TACKLES</b>	12	vs. Baltimore (11/17/13)
<b>SACKS</b>	3.0	9x, most recently at Arizona (12/23/12)
<b>INTERCEPTIONS</b>	1	11x, most recently vs. Philadelphia (11/16/14)
<b>FORCED FUMBLES</b>	2	2x, most recently at Oakland (11/9/08)
<b>FUMBLE RECOVERIES</b>	2	vs. Tampa Bay (12/24/17)

## PEPPERS MAKES HISTORY

Defensive end Julius Peppers currently ranks fourth all-time in league history with 154.5 sacks and owns Carolina's franchise record of 92.0 sacks. In his 16 NFL seasons, Peppers has finished with at seven sacks 15 times.

### NFL CAREER SACK LEADERS

PLAYER	SACKS
Bruce Smith (1985-2003)	200.0
Reggie White (1985-2000)	198.0
Kevin Greene (1986-99)	160.0
<b>Julius Peppers (2002-17)</b>	<b>154.5</b>

Peppers forced two fumbles in 2017, bringing his Panthers total to 31, a franchise record. In his career, Peppers has tallied 49 forced fumbles, the second-most in the NFL since 2000.

### PANTHERS CAREER LEADERS, FORCED FUMBLES

PLAYER	FF
<b>Julius Peppers (2002-09, 2017)</b>	<b>31</b>
Charles Johnson (2007-17)	20
Thomas Davis (2005-17)	16



## JULIUS PEPPERS GAME-BY-GAME

### 2017 CAROLINA

Date	Opp	W/L	P/S	T	S	A	SACK	QBP	FR	FF	PD	INT	YDS	LG	TD
09/10	@ San Francisco	W	P	1	0	1	0.5	1	0	0	0	-	-	-	0
09/17	BUFFALO	W	P	6	5	1	2.0	1	0	0	0	-	-	-	0
09/24	NEW ORLEANS	L	P	0	0	0	0.0	1	0	0	0	-	-	-	0
10/01	@ New England	W	P	2	2	0	2.0	2	0	0	0	-	-	-	0
10/08	@ Detroit	W	P	4	4	0	1.0	2	0	0	0	-	-	-	0
10/12	PHILADELPHIA	L	P	1	1	0	1.0	1	0	1	0	-	-	-	0
10/22	@ Chicago	L	P	2	2	0	0.0	1	0	0	0	-	-	-	0
10/29	@ Tampa Bay	W	P	2	2	0	1.0	0	0	1	0	-	-	-	0
11/05	ATLANTA	W	P	2	1	1	0.0	1	0	0	0	-	-	-	0
11/13	MIAMI	W	P	1	1	0	0.0	2	0	0	0	-	-	-	0
11/26	@ New York Jets	W	P	3	3	0	1.0	0	0	0	0	-	-	-	0
12/03	@ New Orleans	L	S	1	1	0	0.0	0	0	0	0	-	-	-	0
12/10	MINNESOTA	W	S	2	2	0	1.0	1	0	0	0	-	-	-	0
12/17	GREEN BAY	W	S	2	1	1	0.5	0	0	0	0	-	-	-	0
12/24	TAMPA BAY	W	S	4	2	2	1.0	3	2	0	0	-	-	-	0
12/31	@ Atlanta	L	S	0	0	0	0.0	4	0	0	0	-	-	-	0
<b>TOTALS</b>				<b>16/5</b>	<b>33</b>	<b>27</b>	<b>6</b>	<b>11.0</b>	<b>20</b>	<b>2</b>	<b>2</b>	<b>0</b>	<b>0</b>	<b>0</b>	<b>0</b>

### POSTSEASON

01/07	@ New Orleans	L	S	1	0	1	0.0	0	0	0	0	0	-	-	-	0
<b>TOTALS</b>				<b>1/1</b>	<b>1</b>	<b>0</b>	<b>1</b>	<b>0.0</b>	<b>0</b>	<b>0</b>	<b>0</b>	<b>0</b>	<b>-</b>	<b>-</b>	<b>-</b>	<b>0</b>



## 2016 GREEN BAY

Date	Opp	W/L	P/S	T	S	A	SACK	QBP	FR	FF	PD	INT	YDS	LG	TD
09/11	@ Jacksonville	W	P	1	0	1	0.0	-	0	0	0	-	-	-	0
09/18	@ Minnesota	L	P	2	2	0	1.5	-	0	0	0	-	-	-	0
09/25	DETROIT	W	S	2	1	1	0.0	-	0	0	0	-	-	-	0
10/09	NEW YORK GIANTS	W	P	1	1	0	0.0	-	0	0	0	-	-	-	0
10/16	DALLAS	L	S	2	1	1	1.0	-	0	0	0	-	-	-	0
10/20	CHICAGO	W	P	0	0	0	0.0	-	0	0	1	-	-	-	0
10/30	@ Atlanta	L	S	1	1	0	1.0	-	0	0	0	-	-	-	0
11/06	INDIANAPOLIS	L	S	2	2	0	0.0	-	0	0	0	-	-	-	0
11/13	@ Tennessee	L	S	0	0	0	0.0	-	0	0	0	-	-	-	0
11/20	@ Washington	L	P	2	2	0	1.0	-	0	0	1	-	-	-	0
11/28	@ Philadelphia	W	S	2	2	0	1.0	-	0	0	0	-	-	-	0
12/04	HOUSTON	W	S	7	5	2	1.0	-	0	0	0	-	-	-	0
12/11	SEATTLE	W	S	3	1	2	0.0	-	0	0	0	-	-	-	0
12/18	@ Chicago	W	S	4	3	1	1.0	-	1	1	0	-	-	-	0
12/24	MINNESOTA	W	S	1	1	0	0.0	-	0	0	0	-	-	-	0
01/01	@ Detroit	W	S	0	0	0	0.0	-	0	0	0	-	-	-	0
<b>TOTALS</b>			<b>16/11</b>	<b>30</b>	<b>22</b>	<b>8</b>	<b>7.5</b>	<b>-</b>	<b>1</b>	<b>1</b>	<b>2</b>	<b>0</b>	<b>0</b>	<b>0</b>	<b>0</b>

### POSTSEASON

01/08	NEW YORK GIANTS	W	S	3	3	0	1.0	-	0	0	2	-	-	-	0
01/15	@ Dallas	W	S	2	0	2	0.0	-	0	0	0	-	-	-	0
01/22	@ Atlanta	L	S	3	3	0	0.0	-	0	0	0	-	-	-	0
<b>TOTALS</b>			<b>3/3</b>	<b>8</b>	<b>6</b>	<b>2</b>	<b>1.0</b>	<b>-</b>	<b>0</b>	<b>0</b>	<b>2</b>	<b>-</b>	<b>-</b>	<b>-</b>	<b>0</b>

## 2015 GREEN BAY

Date	Opp	W/L	P/S	T	S	A	SACK	QBP	FR	FF	PD	INT	YDS	LG	TD
09/13	@ Chicago	W	S	5	5	0	1.5	-	0	0	0	-	-	-	0
09/20	SEATTLE	W	S	1	0	1	1.0	-	0	0	0	-	-	-	0
09/28	KANSAS CITY	W	S	2	1	1	0.0	-	0	0	0	-	-	-	0
10/04	@ San Francisco	W	S	2	2	0	1.0	-	0	0	0	-	-	-	0
10/11	ST. LOUIS	W	S	3	3	0	1.0	-	0	1	0	-	-	-	0
10/18	SAN DIEGO	W	S	2	1	1	1.0	-	0	0	0	-	-	-	0
11/01	@ Denver	L	S	2	1	1	0.0	-	0	0	0	-	-	-	0
11/08	@ Carolina	L	S	3	2	1	0.0	-	0	0	0	-	-	-	0
11/15	DETROIT	L	S	4	4	0	0.0	-	0	0	0	-	-	-	0
11/22	@ Minnesota	W	S	2	1	1	0.5	-	0	0	0	-	-	-	0
11/26	CHICAGO	L	S	4	1	3	0.0	-	0	0	0	-	-	-	0
12/03	@ Detroit	W	S	4	3	1	1.0	-	0	1	0	-	-	-	0
12/13	DALLAS	W	S	1	1	0	0.0	-	0	0	0	-	-	-	0
12/20	@ Oakland	W	S	4	3	1	2.5	-	0	0	0	-	-	-	0
12/27	@ Arizona	L	S	1	1	0	0.0	-	0	0	0	-	-	-	0
01/03	MINNESOTA	L	S	2	2	0	1.0	-	0	0	0	-	-	-	0
<b>TOTALS</b>			<b>16/16</b>	<b>42</b>	<b>31</b>	<b>11</b>	<b>10.5</b>	<b>-</b>	<b>0</b>	<b>2</b>	<b>0</b>	<b>0</b>	<b>0</b>	<b>0</b>	<b>0</b>

### POSTSEASON

01/10	@ Washington	W	S	1	0	1	0.0	-	0	0	0	-	-	-	0
01/16	@ Arizona	L	S	1	1	0	1.0	-	0	0	0	-	-	-	0
<b>TOTALS</b>			<b>2/2</b>	<b>2</b>	<b>1</b>	<b>1</b>	<b>1.0</b>	<b>-</b>	<b>0</b>	<b>0</b>	<b>0</b>	<b>-</b>	<b>-</b>	<b>-</b>	<b>0</b>

## 2014 GREEN BAY

Date	Opp	W/L	P/S	T	S	A	SACK	QBP	FR	FF	PD	INT	YDS	LG	TD
09/04	@ Seattle	L	S	4	4	0	0.0	-	0	0	0	-	-	-	0
09/14	NEW YORK JETS	W	S	3	2	1	0.0	-	0	0	2	-	-	-	0
09/21	@ Detroit	L	S	2	2	0	1.0	-	1	1	0	-	-	-	0
09/28	@ Chicago	W	S	2	2	0	0.0	-	0	0	0	-	-	-	0
10/02	MINNESOTA	W	S	2	1	1	0.5	-	0	0	1	1	49	49t	1
10/12	@ Miami	W	S	5	3	2	0.0	-	1	0	0	-	-	-	0
10/19	CAROLINA	W	S	5	1	4	1.5	-	0	0	0	-	-	-	0
10/26	@ New Orleans	L	S	1	1	0	1.0	-	0	0	0	-	-	-	0
11/09	CHICAGO	W	S	4	4	0	1.0	-	1	1	2	-	-	-	0
11/16	PHILADELPHIA	W	S	2	2	0	0.0	-	0	0	0	1	52	52t	1
11/23	@ Minnesota	W	S	4	2	2	0.0	-	0	0	0	-	-	-	0
11/30	NEW ENGLAND	W	S	2	1	1	0.0	-	0	0	2	-	-	-	0
12/08	ATLANTA	W	S	3	3	0	0.0	-	0	0	0	-	-	-	0
12/14	@ Buffalo	L	S	4	3	1	0.0	-	0	1	1	-	-	-	0
12/21	@ Tampa Bay	W	S	2	2	0	2.0	-	0	1	0	-	-	-	0
12/28	DETROIT	W	S	0	0	0	0.0	-	0	0	2	-	-	-	0
<b>TOTALS</b>			<b>16/16</b>	<b>45</b>	<b>33</b>	<b>12</b>	<b>7.0</b>	-	<b>3</b>	<b>4</b>	<b>8</b>	<b>2</b>	<b>101</b>	<b>52t</b>	<b>2</b>

### POSTSEASON

01/11	DALLAS	W	S	5	3	2	1.0	-	0	2	0	-	-	-	0
01/18	@ Seattle	L	S	7	3	4	1.5	-	0	0	0	-	-	-	0
<b>TOTALS</b>			<b>2/2</b>	<b>12</b>	<b>6</b>	<b>6</b>	<b>2.5</b>	-	<b>0</b>	<b>2</b>	<b>0</b>	-	-	-	<b>0</b>

## 2013 CHICAGO

Date	Opp	W/L	P/S	T	S	A	SACK	QBP	FR	FF	PD	INT	YDS	LG	TD
09/08	CINCINNATI	W	S	1	0	1	0.0	-	0	0	0	-	-	-	0
09/15	MINNESOTA	W	S	1	1	0	0.0	-	0	0	0	-	-	-	0
09/22	@ Pittsburgh	W	S	1	1	0	0.0	-	1	0	0	-	-	-	0
09/29	@ Detroit	L	S	5	5	0	1.0	-	0	1	0	-	-	-	0
10/06	NEW ORLEANS	L	S	1	0	1	0.0	-	0	0	0	-	-	-	0
10/10	NEW YORK GIANTS	W	S	0	0	0	0.0	-	0	0	0	-	-	-	0
10/20	@ Washington	L	S	4	3	1	0.0	-	0	0	0	-	-	-	0
11/04	@ Green Bay	W	S	2	1	1	1.0	-	0	0	2	1	14	14	0
11/10	DETROIT	L	S	1	1	0	0.0	-	0	0	0	-	-	-	0
11/17	BALTIMORE	W	S	12	9	3	2.0	-	0	0	0	-	-	-	0
11/24	@ St. Louis	L	S	1	1	0	0.0	-	0	0	1	-	-	-	0
12/01	@ Minnesota	L	S	7	6	1	2.0	-	0	0	1	-	-	-	0
12/09	DALLAS	W	S	1	0	1	0.0	-	0	0	0	-	-	-	0
12/15	@ Cleveland	W	S	2	1	1	0.0	-	0	0	0	-	-	-	0
12/22	@ Philadelphia	L	S	3	2	1	0.0	-	0	0	0	-	-	-	0
12/29	GREEN BAY	L	S	5	4	1	1.0	-	0	1	0	-	-	-	0
<b>TOTALS</b>			<b>16/16</b>	<b>47</b>	<b>35</b>	<b>12</b>	<b>7.0</b>	-	<b>1</b>	<b>2</b>	<b>4</b>	<b>1</b>	<b>14</b>	<b>14</b>	<b>0</b>

## 2012 CHICAGO

Date	Opp	W/L	P/S	T	S	A	SACK	QBP	FR	FF	PD	INT	YDS	LG	TD
09/09	INDIANAPOLIS	W	S	3	3	0	0.0	-	1	0	0	-	-	-	0
09/13	@ Green Bay	L	S	3	2	1	2.0	-	0	0	0	-	-	-	0
09/23	ST. LOUIS	W	S	3	2	1	0.5	-	0	0	0	-	-	-	0
10/01	@ Dallas	W	S	2	2	0	0.0	-	0	0	0	-	-	-	0
10/07	@ Jacksonville	W	S	1	0	1	0.0	-	1	0	0	-	-	-	0
10/22	DETROIT	W	S	1	1	0	1.0	-	1	0	0	-	-	-	0
10/28	CAROLINA	W	S	3	2	1	1.5	-	0	0	0	-	-	-	0
11/04	@ Tennessee	W	S	1	0	1	0.0	-	0	0	0	-	-	-	0
11/11	HOUSTON	L	S	4	4	0	1.0	-	0	0	0	-	-	-	0
11/19	@ San Francisco	L	S	2	2	0	0.0	-	0	0	0	-	-	-	0
11/25	MINNESOTA	W	S	1	1	0	0.0	-	0	0	0	-	-	-	0
12/02	SEATTLE	L	S	4	3	1	1.0	-	0	0	0	-	-	-	0
12/09	@ Minnesota	L	S	6	4	2	0.0	-	0	0	0	-	-	-	0
12/16	GREEN BAY	L	S	5	3	2	1.5	-	0	0	0	-	-	-	0
12/23	@ Arizona	W	S	3	3	0	3.0	-	0	1	0	-	-	-	0
12/30	@ Detroit	W	S	1	1	0	0.0	-	1	0	0	-	-	-	0
<b>TOTALS</b>			<b>16/16</b>	<b>43</b>	<b>33</b>	<b>10</b>	<b>11.5</b>	<b>-</b>	<b>4</b>	<b>1</b>	<b>0</b>	<b>0</b>	<b>0</b>	<b>0</b>	<b>0</b>

## 2011 CHICAGO

Date	Opp	W/L	P/S	T	S	A	SACK	QBP	FR	FF	PD	INT	YDS	LG	TD
09/11	ATLANTA	W	S	2	1	1	1.0	-	1	0	1	-	-	-	0
09/18	@ New Orleans	L	S	0	0	0	0.0	-	0	0	0	-	-	-	0
09/25	GREEN BAY	L	S	3	2	1	1.0	-	1	0	0	-	-	-	0
10/02	CAROLINA	W	S	4	2	2	0.0	-	0	0	0	-	-	-	0
10/10	@ Detroit	L	S	3	3	0	0.0	-	0	1	0	-	-	-	0
10/16	MINNESOTA	W	S	3	3	0	2.0	-	0	0	0	-	-	-	0
10/23	@ Tampa Bay	W	S	2	2	0	0.0	-	0	0	0	-	-	-	0
11/07	@ Philadelphia	W	S	3	2	1	1.0	-	0	0	0	-	-	-	0
11/13	DETROIT	W	S	3	2	1	1.0	-	0	0	0	-	-	-	0
11/20	SAN DIEGO	W	S	0	0	0	0.0	-	0	0	0	-	-	-	0
11/27	@ Oakland	L	S	5	4	1	2.0	-	0	0	0	-	-	-	0
12/04	KANSAS CITY	L	S	5	5	0	0.0	-	0	0	0	-	-	-	0
12/11	@ Denver	L	S	2	2	0	1.0	-	0	1	0	-	-	-	0
12/18	SEATTLE	L	S	4	2	2	1.0	-	0	1	0	-	-	-	0
12/25	@ Green Bay	L	S	1	0	1	0.0	-	0	0	0	-	-	-	0
01/01	@ Minnesota	W	S	3	1	2	1.0	-	0	0	0	-	-	-	0
<b>TOTALS</b>			<b>16/16</b>	<b>43</b>	<b>31</b>	<b>12</b>	<b>11.0</b>	<b>-</b>	<b>2</b>	<b>3</b>	<b>1</b>	<b>0</b>	<b>0</b>	<b>0</b>	<b>0</b>

ADMINISTRATION  
& COACHES

JULIUS  
PEPPERS

ROOKIES

2017 IN REVIEW

RECORDS

TEAM HISTORY

REFERENCE

## 2010 CHICAGO

Date	Opp	W/L	P/S	T	S	A	SACK	QBP	FR	FF	PD	INT	YDS	LG	TD	
09/12	DETROIT	W	S	3	1	2	1.0	-	0	1	0	-	-	-	0	
09/19	@ Dallas	W	S	2	1	1	0.0	-	0	0	1	-	-	-	0	
09/27	GREEN BAY	W	S	4	4	0	0.0	-	0	0	0	-	-	-	0	
10/03	@ New York Giants	L	S	6	3	3	1.0	-	0	1	0	-	-	-	0	
10/10	@ Carolina	W	S	6	4	2	0.0	-	0	0	1	1	0	0	0	
10/17	SEATTLE	L	S	3	2	1	0.0	-	0	0	1	-	-	-	0	
10/24	WASHINGTON	L	S	3	2	1	0.0	-	0	0	0	-	-	-	0	
11/07	@ Buffalo	W	S	6	3	3	0.0	-	0	0	0	-	-	-	0	
11/14	MINNESOTA	W	S	3	2	1	0.0	-	0	0	0	-	-	-	0	
11/18	@ Miami	W	S	6	6	0	3.0	-	0	0	1	-	-	-	0	
11/28	PHILADELPHIA	W	S	4	4	0	1.0	-	0	1	0	-	-	-	0	
12/05	@ Detroit	W	S	4	3	1	1.0	-	0	0	0	-	-	-	0	
12/12	NEW ENGLAND	L	S	6	6	0	1.0	-	0	0	2	-	-	-	0	
12/20	@ Minnesota	W	S	5	3	2	0.0	-	0	0	1	1	1	1	0	
12/26	NEW YORK JETS	W	S	1	1	0	0.0	-	0	0	0	-	-	-	0	
01/02	@ Green Bay	L	S	2	2	0	0.0	-	0	0	0	-	-	-	0	
<b>TOTALS</b>				<b>16/16</b>	<b>64</b>	<b>47</b>	<b>17</b>	<b>8.0</b>	<b>-</b>	<b>0</b>	<b>3</b>	<b>7</b>	<b>2</b>	<b>1</b>	<b>1</b>	<b>0</b>

### POSTSEASON

01/16	SEATTLE	W	S	2	1	1	0.0	-	0	0	0	-	-	-	0	
01/23	GREEN BAY	L	S	2	0	2	0.0	-	0	0	0	-	-	-	0	
<b>TOTALS</b>				<b>2/2</b>	<b>4</b>	<b>1</b>	<b>3</b>	<b>0.0</b>	<b>-</b>	<b>0</b>	<b>0</b>	<b>0</b>	<b>-</b>	<b>-</b>	<b>-</b>	<b>0</b>

## 2009 CAROLINA

Date	Opp	W/L	P/S	T	S	A	SACK	QBP	FR	FF	PD	INT	YDS	LG	TD	
09/13	PHILADELPHIA	L	S	5	4	1	1.0	2	0	1	2	-	-	-	0	
09/20	@ Atlanta	L	S	3	1	2	0.0	1	0	0	0	-	-	-	0	
09/28	@ Dallas	L	S	2	1	1	0.0	1	0	0	0	-	-	-	0	
10/11	WASHINGTON	W	S	7	5	2	2.0	2	0	0	0	-	-	-	0	
10/18	@ Tampa Bay	W	S	6	6	0	2.0	1	0	1	0	-	-	-	0	
10/25	BUFFALO	L	S	6	3	3	1.0	1	0	0	0	-	-	-	0	
11/01	@ Arizona	W	S	4	1	3	1.0	4	0	1	0	1	13	13t	1	
11/08	@ New Orleans	L	S	2	1	1	0.0	1	0	0	0	-	-	-	0	
11/15	ATLANTA	W	P	0	0	0	0.0	5	0	0	0	-	-	-	0	
11/19	MIAMI	L	P	2	1	1	0.0	0	0	1	0	-	-	-	0	
11/29	@ New York Jets	L	S	4	2	2	0.5	1	0	1	0	-	-	-	0	
12/06	TAMPA BAY	W	S	2	2	0	1.0	3	0	0	0	-	-	-	0	
12/13	@ New England	L	S	1	1	0	1.0	5	0	0	0	-	-	-	0	
12/20	MINNESOTA	W	S	2	1	1	1.0	5	0	0	1	-	-	-	0	
12/27	@ New York Giants	W	S	4	3	1	1.0	1	1	0	0	-	-	-	0	
01/03	NEW ORLEANS	W	S	6	3	3	0.0	2	0	0	1	1	0	0	0	
<b>TOTALS</b>				<b>16/14</b>	<b>56</b>	<b>35</b>	<b>21</b>	<b>10.5</b>	<b>35</b>	<b>1</b>	<b>5</b>	<b>4</b>	<b>2</b>	<b>13</b>	<b>13t</b>	<b>1</b>

## 2008 CAROLINA

Date	Opp	W/L	P/S	T	S	A	SACK	QBP	FR	FF	PD	INT	YDS	LG	TD
09/14	@ San Diego	W	S	1	0	1	0.0	2	0	0	0	-	-	-	0
09/28	CHICAGO	W	S	3	2	1	0.0	0	0	0	0	-	-	-	0
09/21	@ Minnesota	L	S	4	3	1	1.0	3	0	0	0	-	-	-	0
09/28	ATLANTA	W	S	4	2	2	1.0	3	0	0	2	-	-	-	0
10/05	KANSAS CITY	W	S	3	1	2	1.0	0	0	1	0	-	-	-	0
10/12	@ Tampa Bay	L	S	5	3	2	0.0	2	0	0	0	-	-	-	0
10/19	NEW ORLEANS	W	S	4	3	1	1.0	2	0	1	1	-	-	-	0
10/26	ARIZONA	W	S	3	3	0	0.0	2	0	0	1	-	-	-	0
11/09	@ Oakland	W	S	8	5	3	3.0	3	0	2	1	-	-	-	0
11/16	DETROIT	W	S	6	4	2	2.0	0	0	1	0	-	-	-	0
11/23	@ Atlanta	L	S	3	3	0	0.0	2	0	0	0	-	-	-	0
11/30	@ Green Bay	W	S	4	3	1	2.0	2	0	0	0	-	-	-	0
12/08	TAMPA BAY	W	S	6	3	3	1.5	1	0	0	0	-	-	-	0
12/14	DENVER	W	S	0	0	0	0.0	2	0	0	0	-	-	-	0
12/21	@ New York Giants	L	S	4	3	1	1.0	1	0	0	1	-	-	-	0
12/28	@ New Orleans	W	S	5	3	2	1.0	4	0	0	1	-	-	-	0
<b>TOTALS</b>			<b>16/16</b>	<b>63</b>	<b>41</b>	<b>22</b>	<b>14.5</b>	<b>29</b>	<b>0</b>	<b>5</b>	<b>7</b>	<b>0</b>	<b>0</b>	<b>0</b>	<b>0</b>

### POSTSEASON

01/10	ARIZONA	L	S	2	2	0	0.0	1	0	0	0	0	0	0	0
<b>TOTALS</b>			<b>1/1</b>	<b>2</b>	<b>2</b>	<b>0</b>	<b>0.0</b>	<b>1</b>	<b>0</b>	<b>0</b>	<b>0</b>	<b>0</b>	<b>0</b>	<b>0</b>	<b>0</b>

## 2007 CAROLINA

Date	Opp	W/L	P/S	T	S	A	SACK	QBP	FR	FF	PD	INT	YDS	LG	TD
09/09	@ St. Louis	W	S	5	4	1	0.0	0	1	0	0	-	-	-	0
09/16	HOUSTON	L	S	5	4	1	0.0	1	0	0	0	-	-	-	0
09/23	@ Atlanta	W	S	1	0	1	0.0	1	0	0	1	-	-	-	0
09/30	TAMPA BAY	L	S	4	3	1	0.0	0	0	0	0	-	-	-	0
10/07	@ New Orleans	W	S	8	6	2	0.0	0	0	0	2	-	-	-	0
10/14	@ Arizona	W	S	8	6	2	1.5	2	1	2	0	-	-	-	0
10/28	INDIANAPOLIS	L	S	1	0	1	0.0	2	0	0	0	-	-	-	0
11/04	@ Tennessee	L	S	4	3	1	0.0	2	0	0	0	-	-	-	0
11/11	ATLANTA	L	S	2	1	1	0.0	1	0	0	0	-	-	-	0
11/18	@ Green Bay	L	S	7	5	2	1.0	3	0	1	0	-	-	-	0
11/25	NEW ORLEANS	L	S	3	1	2	0.0	2	0	0	0	1	0	0	0
12/02	SAN FRANCISCO	W	S	3	2	1	0.0	3	0	0	0	-	-	-	0
12/09	@ Jacksonville	L	S	3	1	2	0.0	2	0	0	0	-	-	-	0
12/16	SEATTLE	W	S	1	1	0	0.0	0	0	0	0	-	-	-	0
12/22	DALLAS	L													
12/30	@ Tampa Bay	W													
<b>TOTALS</b>			<b>14/14</b>	<b>55</b>	<b>37</b>	<b>18</b>	<b>2.5</b>	<b>19</b>	<b>2</b>	<b>3</b>	<b>3</b>	<b>1</b>	<b>0</b>	<b>0</b>	<b>0</b>

## 2006 CAROLINA

Date	Opp	W/L	P/S	T	S	A	SACK	QBP	FR	FF	PD	INT	YDS	LG	TD
09/10	ATLANTA	L	S	4	3	1	0.0	2	0	0	1	-	-	-	0
09/17	@ Minnesota	L	S	9	8	1	3.0	5	0	0	1	-	-	-	0
09/24	@ Tampa Bay	W	S	6	5	1	1.0	0	0	0	0	-	-	-	0
10/01	NEW ORLEANS	W	S	5	4	1	1.0	0	0	1	0	-	-	-	0
10/08	CLEVELAND	W	S	7	5	2	1.0	7	1	1	1	-	-	-	0
10/15	@ Baltimore	W	S	9	8	1	2.0	2	0	1	0	-	-	-	0
10/22	@ Cincinnati	L	S	6	5	1	0.0	2	0	0	0	-	-	-	0
10/29	DALLAS	L	S	5	4	1	0.0	1	0	0	0	-	-	-	0
11/13	TAMPA BAY	W	S	4	4	-	3.0	4	1	0	2	-	-	-	0
11/19	ST. LOUIS	W	S	-	-	-	0.0	3	0	0	0	-	-	-	0
11/26	@ Washington	L	S	5	3	2	0.0	1	0	0	1	-	-	-	0
12/04	@ Philadelphia	L	S	4	4	-	0.0	2	0	0	0	-	-	-	0
12/10	NEW YORK GIANTS	L	S	4	3	1	0.0	2	0	0	0	-	-	-	0
12/17	PITTSBURGH	L	S	3	2	1	0.0	1	0	0	0	-	-	-	0
12/24	@ Atlanta	W	S	2	2	-	2.0	3	0	0	0	-	-	-	0
12/31	@ New Orleans	W	S	2	1	1	0.0	3	0	0	0	-	-	-	0
<b>TOTALS</b>			<b>16/16</b>	<b>75</b>	<b>61</b>	<b>14</b>	<b>13.0</b>	<b>38</b>	<b>2</b>	<b>3</b>	<b>6</b>	<b>0</b>	<b>0</b>	<b>0</b>	<b>0</b>

## 2005 CAROLINA

Date	Opp	W/L	P/S	T	S	A	SACK	QBP	FR	FF	PD	INT	YDS	LG	TD
09/11	NEW ORLEANS	L	S	7	4	3	0.0	1	0	0	0	-	-	-	0
09/18	NEW ENGLAND	W	S	3	1	2	0.0	1	1	0	0	-	-	-	0
09/25	@ Miami	L	S	5	3	2	0.0	4	0	0	1	-	-	-	0
10/03	GREEN BAY	W	S	5	3	2	0.0	4	0	0	0	-	-	-	0
10/09	@ Arizona	W	S	4	3	1	0.0	2	0	0	1	-	-	-	0
10/16	@ Detroit	W	S	4	4	0	1.0	2	0	1	0	-	-	-	0
10/30	MINNESOTA	W	S	2	2	0	0.0	2	0	0	0	-	-	-	0
11/06	@ Tampa Bay	W	S	6	4	2	3.0	2	0	0	0	-	-	-	0
11/13	NEW YORK JETS	W	S	4	3	1	1.5	2	0	0	0	-	-	-	0
11/20	@ Chicago	L	S	4	3	1	0.0	0	0	0	0	-	-	-	0
11/27	@ Buffalo	W	S	5	3	2	1.0	1	0	0	1	-	-	-	0
12/04	ATLANTA	W	S	5	3	2	1.0	2	0	0	0	-	-	-	0
12/11	TAMPA BAY	L	S	5	3	2	0.0	3	0	0	1	-	-	-	0
12/18	@ New Orleans	W	S	2	0	2	0.0	2	0	0	0	-	-	-	0
12/24	DALLAS	L	S	8	6	2	3.0	2	0	0	0	-	-	-	0
01/01	@ Atlanta	W	S	1	1	0	0.0	4	0	0	0	-	-	-	0
<b>TOTALS</b>			<b>16/16</b>	<b>70</b>	<b>46</b>	<b>24</b>	<b>10.5</b>	<b>34</b>	<b>1</b>	<b>1</b>	<b>4</b>	<b>0</b>	<b>0</b>	<b>0</b>	<b>0</b>

## POSTSEASON

01/08	@ New York Giants	W	S	2	2	0	1.0	2	0	0	1	-	-	-	0
01/15	@ Chicago	W	S	4	4	0	0.0	1	0	1	0	-	-	-	0
01/22	@ Seattle	L	S	6	5	1	0.0	0	0	0	0	-	-	-	0
<b>TOTALS</b>			<b>3/3</b>	<b>12</b>	<b>11</b>	<b>1</b>	<b>1.0</b>	<b>3</b>	<b>0</b>	<b>1</b>	<b>1</b>	<b>0</b>	<b>0</b>	<b>0</b>	<b>0</b>

## 2004 CAROLINA

Date	Opp	W/L	P/S	T	S	A	SACK	QBP	FR	FF	PD	INT	YDS	LG	TD
09/13	GREEN BAY	L	S	8	6	2	0.0	0	0	1	0	-	-	-	0
09/19	@ Kansas City	W	S	8	6	2	2.0	1	0	1	0	-	-	-	0
10/03	ATLANTA	L	S	4	3	1	0.0	1	0	0	0	-	-	-	0
10/10	@ Denver	L	S	7	6	1	0.0	2	0	0	1	1	97	97	0
10/17	@ Philadelphia	L	S	5	5	0	0.0	4	0	0	1	-	-	-	0
10/24	SAN DIEGO	L	S	5	4	1	0.0	1	0	0	0	-	-	-	0
10/31	@ Seattle	L	S	4	3	1	0.0	3	0	0	0	-	-	-	0
11/07	OAKLAND	L	S	6	4	2	2.0	2	0	0	0	-	-	-	0
11/14	@ San Francisco	W	S	6	4	2	2.0	1	0	0	1	-	-	-	0
11/21	ARIZONA	W	S	6	4	2	2.0	3	0	1	1	-	-	-	0
11/28	TAMPA BAY	W	S	5	3	2	1.0	2	0	0	0	1	46	46	1
12/05	@ New Orleans	W	S	2	2	0	0.0	3	0	0	0	-	-	-	0
12/12	ST. LOUIS	W	S	5	3	2	1.0	4	0	0	0	-	-	-	0
12/18	@ Atlanta	L	S	5	3	2	0.0	0	1	0	1	-	-	-	0
12/26	@ Tampa Bay	W	S	2	2	0	0.0	3	0	0	0	-	-	-	0
01/02	NEW ORLEANS	L	S	7	5	2	1.0	1	0	1	1	-	-	-	0
<b>TOTALS</b>			<b>16/16</b>	<b>85</b>	<b>63</b>	<b>22</b>	<b>11.0</b>	<b>31</b>	<b>1</b>	<b>4</b>	<b>6</b>	<b>2</b>	<b>143</b>	<b>97</b>	<b>1</b>

## 2003 CAROLINA

Date	Opp	W/L	P/S	T	S	A	SACK	QBP	FR	FF	PD	INT	YDS	LG	TD
09/07	JACKSONVILLE	W	S	4	4	0	1.0	0	0	0	0	-	-	-	0
09/14	@ Tampa Bay	W	S	0	0	0	0.0	1	0	0	0	-	-	-	0
09/28	ATLANTA	W	S	3	3	0	0.0	3	0	0	0	-	-	-	0
10/05	NEW ORLEANS	W	S	4	3	1	0.0	2	0	0	0	-	-	-	0
10/12	@ Indianapolis	W	S	1	0	1	0.0	2	0	0	1	-	-	-	0
10/19	TENNESSEE	L	S	5	5	0	1.0	0	0	1	0	-	-	-	0
10/26	@ New Orleans	W	S	5	4	1	0.0	1	0	1	0	-	-	-	0
11/02	@ Houston	L	S	7	4	3	0.0	3	0	0	0	-	-	-	0
11/09	TAMPA BAY	W	S	5	4	1	0.0	6	0	0	0	-	-	-	0
11/16	WASHINGTON	W	S	2	0	2	0.0	2	0	0	1	-	-	-	0
11/23	@ Dallas	L	S	6	5	1	1.0	1	0	0	0	-	-	-	0
11/30	PHILADELPHIA	L	S	4	2	2	0.0	1	0	0	0	-	-	-	0
12/07	@ Atlanta	L	S	7	5	2	1.0	2	0	0	2	-	-	-	0
12/14	@ Arizona	W	S	5	4	1	1.0	0	0	1	0	-	-	-	0
12/21	DETROIT	W	S	4	3	1	1.0	2	0	0	1	-	-	-	0
12/28	@ New York Giants	W	S	3	2	1	1.0	6	0	0	1	-	-	-	0
<b>TOTALS</b>			<b>16/16</b>	<b>65</b>	<b>48</b>	<b>17</b>	<b>7.0</b>	<b>32</b>	<b>0</b>	<b>3</b>	<b>6</b>	<b>0</b>	<b>0</b>	<b>0</b>	<b>0</b>

## POSTSEASON

01/03	DALLAS	W	S	2	1	1	0.0	6	0	0	0	1	34	34	0
01/10	@ St. Louis	W	S	6	4	2	1.0	2	0	0	2	-	-	-	0
01/18	@ Philadelphia	W	S	1	1	0	0.0	1	0	0	0	-	-	-	0
02/01	@ New England	L	S	5	2	3	0.0	5	0	0	0	-	-	-	0
<b>TOTALS</b>			<b>4/4</b>	<b>14</b>	<b>8</b>	<b>6</b>	<b>1.0</b>	<b>14</b>	<b>0</b>	<b>0</b>	<b>2</b>	<b>1</b>	<b>34</b>	<b>34</b>	<b>0</b>

## 2002 CAROLINA

Date	Opp	W/L	P/S	T	S	A	SACK	QBP	FR	FF	PD	INT	YDS	LG	TD
09/08	BALTIMORE	W	S	1	0	1	0	2	0	0	2	-	-	-	0
09/15	DETROIT	W	S	7	7	0	3.0	2	0	1	1	-	-	-	0
09/22	@ Minnesota	W	S	3	1	2	0	0	0	0	0	-	-	-	0
09/29	@ Green Bay	L	S	3	2	1	0	2	0	0	0	-	-	-	0
10/06	ARIZONA	L	S	6	3	3	0	3	0	1	0	-	-	-	0
10/13	@ Dallas	L	S	4	4	0	3.0	1	0	1	0	1	21	21	0
10/20	@ Atlanta	L	S	6	5	1	1.0	0	0	0	0	-	-	-	0
10/27	TAMPA BAY	L	S	9	4	5	2.0	2	0	1	0	-	-	-	0
11/10	NEW ORLEANS	L	S	4	2	2	1.0	2	0	0	0	-	-	-	0
11/17	@ Tampa Bay	L	S	4	3	1	1.0	1	0	1	0	-	-	-	0
11/24	ATLANTA	L	S	4	3	1	0	2	0	0	0	-	-	-	0
12/01	@ Cleveland	W	S	3	3	0	1.0	2	0	0	1	-	-	-	0
12/08	CINCINNATI	W						SUSPENDED							
12/15	@ Pittsburgh	L						SUSPENDED							
12/22	CHICAGO	W						SUSPENDED							
12/29	@ New Orleans	W						SUSPENDED							
<b>TOTALS</b>			<b>12/12</b>	<b>54</b>	<b>37</b>	<b>17</b>	<b>12.0</b>	<b>19</b>	<b>0</b>	<b>5</b>	<b>4</b>	<b>1</b>	<b>21</b>	<b>21</b>	<b>0</b>

ADMINISTRATION  
& COACHES

JULIUS  
PEPPERS

ROOKIES

2017 IN REVIEW

RECORDS

TEAM HISTORY

REFERENCE

# DONTARI POE


DEFENSIVE TACKLE • MEMPHIS

7TH NFL SEASON  
1ST PANTHERS SEASON



PRO BOWLS: 2 (2013, 2014)

Ht: 6-3 Wt: 346 • Born: August 18, 1990 • NFL Games Played/Started: 94/92 [6/6] • Acquired: UFA-18



ADMINISTRATION  
& COACHES

DONTARI  
POE

ROOKIES

2017 IN REVIEW

RECORDS

TEAM HISTORY

REFERENCE

## NFL RANKINGS:

- Ranks sixth in the NFL in pass deflections (14) among defensive tackles since entering the league in 2012.

## HONORS

- 2x Pro Bowl (2014, 2013)
- AP Second Team All-Pro (2013)

## PRO CAREER

- Two-time Pro Bowler who has played in 94 games with 92 starts in six seasons.
- Has recorded 239 total tackles, 15.5 sacks, 14 passes defended, two forced fumbles and one fumble recovery.
- Has accounted for three career touchdowns, two rushing and one passing...Only defensive lineman in modern NFL history to run for a touchdown and throw for a touchdown in his career.
- In 2017 for Atlanta, started 16 games at defensive tackle and posted 39 tackles (23 solo), 10 quarterback hits, 2.5 sacks, four tackles for loss and two passes defended.
- Played for Kansas City in 2016, starting all 16 games, while recording 27 total tackles (18 solo) with 1.5 sacks, three passes defended and one forced fumble.
- Threw a jump pass for a two-yard touchdown against Denver (12/25/16), becoming heaviest player to throw for a touchdown in NFL history.
- In 2015, played in 15 games with 13 starts, while recording 39 tackles with one sack, one forced fumble and one fumble recovery.
- Scored his first career rushing touchdown on a one-yard run against San Diego (11/22/15), making him the heaviest player in NFL history to find the end zone.
- Put together a Pro Bowl season in 2014, making a career-high 6.0 sacks to go with 45 total tackles and one pass defended.
- Earned first Pro Bowl nod in 2013 and was AP Second Team All-Pro, tallying 4.5 sacks and a career-best 51 tackles while deflecting four passes.
- Started all 16 games in rookie season in 2012 and earned Kansas City's Mack Lee Hill Award as the team's top rookie...Recorded 38 tackles, including three for loss, with three QB pressures and four passes defended.

**TRANSACTIONS:** Selected by the Kansas City Chiefs in the first round (11th overall) of the 2012 NFL Draft...Signed by the Atlanta Falcons as an unrestricted free agent (3/16/17)...Signed by the Panthers as an unrestricted free agent (3/16/18).

**GP/GS:** Career (94/92) [6/6]: 2017 (16/16) [2/2]; 2016 (16/16) [1/1]; 2015 (15/13) [2/2]; 2014 (16/16); 2013 (15/15) [1/1]; 2012 (16/16).

**2017:** Started 16 games at defensive tackle and posted 39 tackles (23 solo), 10 quarterback hits, 2.5 sacks, four tackles for loss, and two passes defended...Posted five tackles (four solo) and one tackle for loss in two post-season games...**Vs. Buffalo (10/1):** Tied a season high with five tackles, including three solo...**Vs. New Orleans (12/7):** Tied season high, registered five tackles including a sack for a loss of seven yards.

**POSTSEASON:** At Los Angeles Rams (1/6): Posted three tackles in a Falcons win...At Philadelphia (1/13): Started at defensive tackle and recorded two tackles.

**COLLEGE:** Became the third first-round draft selection in Memphis football history...Saw action in 35 games (30 starts) in three seasons with the Tigers...Started all 12 games as a junior in 2011...Named to the NFL Draft Report's All-America Dream Team as the scouting information service rated him as the best down lineman eligible for the 2012 NFL Draft...Named a second-team All-Conference USA choice and was named the Tigers' Most Valuable Player and Defensive Player of the Year...Started all 12 games at left defensive tackle as a sophomore in 2010...Earned All-Conference USA honorable mention accolades...Appeared in 11 games (six starts) as a true freshman in 2009...Named to the Conference USA All-Freshman team.

**PERSONAL:** Attended Wooddale High School in Memphis, Tenn...Majored in Child and Family Studies at Memphis.



## DONTARI POE CAREER STATISTICS

Year	Team	GP/GS	Tot	T	A	Sack	Yds	INT	Yds	Lg	TD	PD	FF	FR	Yds	TD
2012	Kansas City	16/16	38	28	10	0.0	0.0	0	0	0	0	4	0	0	0	0
2013	Kansas City	15/15	51	43	8	4.5	30.5	0	0	0	0	4	0	0	0	0
2014	Kansas City	16/16	45	37	8	6.0	30.5	0	0	0	0	1	0	0	0	0
2015	Kansas City	15/13	39	29	10	1.0	2.0	0	0	0	0	0	1	1	0	0
2016	Kansas City	16/16	27	18	9	1.5	2.5	0	0	0	0	3	1	0	0	0
2017	Atlanta	16/16	39	23	16	2.5	17.5	0	0	0	0	2	0	0	0	0
<b>Totals</b>		<b>94/92</b>	<b>239</b>	<b>178</b>	<b>61</b>	<b>15.5</b>	<b>83.0</b>	<b>0</b>	<b>0</b>	<b>0</b>	<b>0</b>	<b>14</b>	<b>2</b>	<b>1</b>	<b>0</b>	<b>0</b>

### POSTSEASON

Year	Team	GP/GS	Tot	T	A	Sack	Yds	INT	Yds	Lg	TD	PD	FF	FR	Yds	TD
2013	Kansas City	1/1	1	1	0	0.0	0.0	0	0	0	0	0	0	0	0	0
2015	Kansas City	2/2	5	1	4	0.0	0.0	0	0	0	0	0	0	1	0	0
2016	Kansas City	1/1	4	0	4	0.0	0.0	0	0	0	0	1	0	0	0	0
2017	Atlanta	2/2	5	4	1	0.0	0.0	0	0	0	0	0	0	0	0	0
<b>Totals</b>		<b>6/6</b>	<b>15</b>	<b>6</b>	<b>9</b>	<b>0.0</b>	<b>0.0</b>	<b>0</b>	<b>0</b>	<b>0</b>	<b>0</b>	<b>1</b>	<b>0</b>	<b>1</b>	<b>0</b>	<b>0</b>

### SINGLE-GAME CAREER HIGHS

<b>TACKLES</b>	9	at Buffalo (11/03/13)
<b>SACKS</b>	2.0	vs. Dallas (9/15/13)
<b>PASSES DEFENSED</b>	2	vs. Miami (15/15/17)
<b>FORCED FUMBLES</b>	1	2x, last vs. Tennessee (12/18/16)
<b>FUMBLE RECOVERIES</b>	1	2x, last at Houston (1/9/15)

## DONTARI POE GAME-BY-GAME

### 2017 ATLANTA

Date	Opp	W/L	P/S	T	S	A	SACK	QBP	FR	FF	PD	INT	YDS	LG	TD
09/10	@ Chicago	W	S	0	0	0	0.0	1	0	0	0	0	-	-	0
09/17	GREEN BAY	W	S	1	1	0	0.0	0	0	0	0	0	-	-	0
09/24	@ Detroit	W	S	0	0	0	0.0	0	0	0	0	0	-	-	0
10/01	BUFFALO	L	S	5	3	2	0.0	0	0	0	0	0	-	-	0
10/15	MIAMI	L	S	1	1	0	0.0	0	0	0	2	-	-	-	0
10/22	@ New England	L	S	4	2	2	0.0	0	0	0	0	-	-	-	0
10/29	@ New York Jets	W	S	4	2	2	0.5	2	0	0	0	0	-	-	0
11/05	@ Carolina	L	S	1	1	0	0.0	0	0	0	0	0	-	-	0
11/12	DALLAS	W	S	4	2	2	1.0	1	0	0	0	0	-	-	0
11/20	@ Seattle	W	S	2	1	1	0.0	1	0	0	0	0	-	-	0
11/26	TAMPA BAY	W	S	1	1	0	0.0	3	0	0	0	0	-	-	0
12/03	MINNESOTA	L	S	5	4	1	0.0	0	0	0	0	0	-	-	0
12/07	NEW ORLEANS	W	S	5	2	3	1.0	1	0	0	0	0	-	-	0
12/18	@ Tampa Bay	W	S	2	2	0	0.0	1	0	0	0	0	-	-	0
12/24	@ New Orleans	L	S	2	1	1	0.0	0	0	0	0	0	-	-	0
12/31	CAROLINA	W	S	2	0	2	0.0	0	0	0	0	0	-	-	0
<b>TOTALS</b>			<b>16/16</b>	<b>39</b>	<b>23</b>	<b>16</b>	<b>2.5</b>	<b>10</b>	<b>0</b>	<b>0</b>	<b>2</b>	<b>0</b>	<b>0</b>	<b>0</b>	<b>0</b>

### POSTSEASON

01/06	@ Los Angeles Rams	W	S	3	2	1	0.0	0	0	0	0	0	-	-	0
01/13	@ Philadelphia	L	S	2	2	0	0.0	0	0	0	0	0	-	-	0
<b>TOTALS</b>			<b>2/2</b>	<b>5</b>	<b>4</b>	<b>1</b>	<b>0.0</b>	<b>0</b>	<b>0</b>	<b>0</b>	<b>0</b>	<b>0</b>	<b>0</b>	<b>0</b>	<b>0</b>

## 2016 KANSAS CITY

Date	Opp	W/L	P/S	T	S	A	SACK	QBP	FR	FF	PD	INT	YDS	LG	TD
09/11	SAN DIEGO	W	S	1	1	0	0.0	1	0	0	0	-	-	-	0
09/18	@ Houston	L	S	5	2	3	0.0	2	0	0	0	-	-	-	0
09/25	NEW YORK JETS	W	S	0	0	0	0.0	1	0	0	0	-	-	-	0
10/02	@ Pittsburgh	L	S	1	0	1	0.5	1	0	0	0	-	-	-	0
10/16	@ Oakland	W	S	0	0	0	0.0	0	0	0	0	-	-	-	0
10/23	NEW ORLEANS	W	S	0	0	0	0.0	0	0	0	0	-	-	-	0
10/30	@ Indianapolis	W	S	2	1	1	0.0	1	0	0	0	-	-	-	0
11/06	JACKSONVILLE	W	S	2	2	0	0.0	0	0	0	0	-	-	-	0
11/13	@ Carolina	W	S	4	1	3	0.0	0	0	0	1	-	-	-	0
11/20	TAMPA BAY	L	S	2	2	0	0.0	1	0	0	1	-	-	-	0
11/27	@ Denver	W	S	1	1	0	0.0	0	0	0	0	-	-	-	0
12/04	@ Atlanta	W	S	3	3	0	0.0	2	0	0	0	-	-	-	0
12/08	OAKLAND	W	S	2	1	1	0.0	0	0	0	0	-	-	-	0
12/18	TENNESSEE	L	S	1	1	0	1.0	0	0	1	0	-	-	-	0
12/25	DENVER	W	S	1	1	0	0.0	0	0	0	1	-	-	-	0
01/01	@ San Diego	W	S	2	2	0	0.0	0	0	0	0	-	-	-	0
<b>TOTALS</b>				<b>16/16</b>	<b>27</b>	<b>18</b>	<b>9</b>	<b>1.5</b>	<b>9</b>	<b>0</b>	<b>1</b>	<b>3</b>	<b>0</b>	<b>0</b>	<b>0</b>

### POSTSEASON

01/15	PITTSBURGH	L	S	4	0	4	0.0	0	0	0	1	0	-	-	0
<b>TOTALS</b>				<b>1/1</b>	<b>4</b>	<b>0</b>	<b>4</b>	<b>0.0</b>	<b>0</b>	<b>0</b>	<b>0</b>	<b>1</b>	<b>0</b>	<b>0</b>	<b>0</b>

## 2015 KANSAS CITY

Date	Opp	W/L	P/S	T	S	A	SACK	QBP	FR	FF	PD	INT	YDS	LG	TD
09/13	@ Houston	W	P	2	1	1	0.0	0	0	0	0	-	-	-	0
09/17	DENVER	L	P	0	0	0	0.0	0	0	0	0	-	-	-	0
09/28	@ Green Bay	L	S	3	3	0	0.0	0	0	0	0	-	-	-	0
10/04	@ Cincinnati	L	S	4	2	2	0.0	0	0	0	0	-	-	-	0
10/11	CHICAGO	L	S	4	2	2	0.0	0	0	0	0	-	-	-	0
10/18	@ Minnesota	L													
10/25	PITTSBURGH	W	S	2	1	1	0.0	0	0	0	0	-	-	-	0
11/01	DETROIT	W	S	3	3	0	1.0	1	0	0	0	-	-	-	0
11/15	@ Denver	W	S	2	1	1	0.0	0	0	0	0	-	-	-	0
11/22	@ San Diego	W	S	4	3	1	0.0	0	0	0	0	-	-	-	0
11/29	BUFFALO	W	S	2	2	0	0.0	0	1	1	0	-	-	-	0
12/06	@ Oakland	W	S	2	2	0	0.0	0	0	0	0	-	-	-	0
12/13	SAN DIEGO	W	S	2	2	0	0.0	2	0	0	0	-	-	-	0
12/20	@ Baltimore	W	S	2	1	1	0.0	0	0	0	0	-	-	-	0
12/27	CLEVELAND	W	S	6	5	1	0.0	0	0	0	0	-	-	-	0
01/03	OAKLAND	W	S	1	1	0	0.0	0	0	0	0	-	-	-	0
<b>TOTALS</b>				<b>15/13</b>	<b>39</b>	<b>29</b>	<b>10</b>	<b>1.0</b>	<b>3</b>	<b>1</b>	<b>1</b>	<b>0</b>	<b>0</b>	<b>0</b>	<b>0</b>

### POSTSEASON

01/09	@ Houston	W	S	5	1	4	0.0	0	1	0	0	-	-	-	0
01/16	@ New England	L	S	0	0	0	0.0	0	0	0	0	-	-	-	0
<b>TOTALS</b>				<b>2/2</b>	<b>5</b>	<b>1</b>	<b>4</b>	<b>0.0</b>	<b>0</b>	<b>1</b>	<b>0</b>	<b>0</b>	<b>0</b>	<b>0</b>	<b>0</b>

## 2014 KANSAS CITY

Date	Opp	W/L	P/S	T	S	A	SACK	QBP	FR	FF	PD	INT	YDS	LG	TD
09/07	TENNESSEE	L	S	6	5	1	0.0	0	0	0	0	-	-	-	0
09/14	@ Denver	L	S	1	1	0	0.0	0	0	0	0	-	-	-	0
09/21	@ Miami	W	S	3	2	1	1.5	2	0	0	1	-	-	-	0
09/29	NEW ENGLAND	W	S	1	1	0	0.0	0	0	0	0	-	-	-	0
10/05	@ San Francisco	L	S	3	2	1	0.5	1	0	0	0	-	-	-	0
10/19	@ San Diego	W	S	1	1	0	0.0	0	0	0	0	-	-	-	0
10/26	ST. LOUIS RAMS	W	S	4	4	0	0.0	0	0	0	0	-	-	-	0
11/02	NEW YORK JETS	W	S	4	4	0	1.0	1	0	0	0	-	-	-	0
11/09	@ Buffalo	W	S	4	3	1	1.0	1	0	0	0	-	-	-	0
11/16	SEATTLE	W	S	3	2	1	1.0	2	0	0	0	-	-	-	0
11/20	@ Oakland	L	S	2	2	0	0.0	0	0	0	0	-	-	-	0
11/30	DENVER	L	S	3	3	0	0.0	0	0	0	0	-	-	-	0
12/07	@ Arizona	L	S	3	3	0	0.0	0	0	0	0	-	-	-	0
12/14	OAKLAND	W	S	1	1	0	0.0	0	0	0	0	-	-	-	0
12/21	@ Pittsburgh	L	S	3	1	2	0.0	0	0	0	0	-	-	-	0
12/28	SAN DIEGO	W	S	3	2	1	1.0	1	0	0	0	-	-	-	0
<b>TOTALS</b>				<b>16/16</b>	<b>45</b>	<b>37</b>	<b>8</b>	<b>6.0</b>	<b>8</b>	<b>0</b>	<b>0</b>	<b>1</b>	<b>0</b>	<b>0</b>	<b>0</b>

## 2013 KANSAS CITY

Date	Opp	W/L	P/S	T	S	A	SACK	QBP	FR	FF	PD	INT	YDS	LG	TD
09/08	@ Jacksonville	W	S	6	5	1	1.5	2	0	0	1	-	-	-	0
09/15	DALLAS	W	S	4	4	0	2.0	2	0	0	0	-	-	-	0
09/19	@ Philadelphia	W	S	0	0	0	0.0	0	0	0	1	-	-	-	0
09/29	NEW YORK GIANTS	W	S	2	2	0	0.0	0	0	0	0	-	-	-	0
10/06	@ Tennessee	W	S	7	6	1	1.0	1	0	0	0	-	-	-	0
10/13	OAKLAND	W	S	2	2	0	0.0	0	0	0	0	-	-	-	0
10/20	HOUSTON	W	S	4	3	1	0.0	0	0	0	1	-	-	-	0
10/27	CLEVELAND	W	S	2	2	0	0.0	0	0	0	0	-	-	-	0
11/03	@ Buffalo	W	S	9	5	4	0.0	0	0	0	0	-	-	-	0
11/17	@ Denver	L	S	3	3	0	0.0	0	0	0	1	-	-	-	0
11/24	SAN DIEGO	L	S	2	2	0	0.0	0	0	0	0	-	-	-	0
12/01	DENVER	L	S	3	3	0	0.0	0	0	0	0	-	-	-	0
12/08	@ Washington	W	S	3	3	0	0.0	0	0	0	0	-	-	-	0
12/15	@ Oakland	W	S	0	0	0	0.0	0	0	0	0	-	-	-	0
12/22	INDIANAPOLIS	L	S	4	3	1	0.0	2	0	0	0	-	-	-	0
12/29	@ San Diego	L					INACTIVE								
<b>TOTALS</b>				<b>15/15</b>	<b>51</b>	<b>43</b>	<b>8</b>	<b>4.5</b>	<b>7</b>	<b>0</b>	<b>0</b>	<b>4</b>	<b>0</b>	<b>0</b>	<b>0</b>

## POSTSEASON

01/04	@ Indianapolis	L	S	1	0	1	0.0	0	0	0	0	0	-	-	0
<b>TOTALS</b>				<b>1/1</b>	<b>1</b>	<b>0</b>	<b>1</b>	<b>0.0</b>	<b>0</b>	<b>0</b>	<b>0</b>	<b>0</b>	<b>0</b>	<b>0</b>	<b>0</b>

## 2012 KANSAS CITY

Date	Opp	W/L	P/S	T	S	A	SACK	QBP	FR	FF	PD	INT	YDS	LG	TD
09/09	ATLANTA	L	S	2	1	1	0.0	0	0	0	0	-	-	-	0
09/16	@ Buffalo	L	S	3	2	1	0.0	0	0	0	1	-	-	-	0
09/23	@ New Orleans	W	S	0	0	0	0.0	0	0	0	0	-	-	-	0
09/30	SAN DIEGO	L	S	1	1	0	0.0	0	0	0	0	-	-	-	0
10/07	BALTIMORE	L	S	1	1	0	0.0	1	0	0	0	-	-	-	0
10/14	@ Tampa Bay	L	S	2	2	0	0.0	0	0	0	0	-	-	-	0
10/28	OAKLAND	L	S	4	4	0	0.0	0	0	0	0	-	-	-	0
11/01	@ San Diego	L	S	2	0	2	0.0	0	0	0	0	-	-	-	0
11/12	@ Pittsburgh	L	S	1	0	1	0.0	0	0	0	0	-	-	-	0
11/18	CINCINNATI	L	S	2	1	1	0.0	1	0	0	1	-	-	-	0
11/25	DENVER	L	S	4	3	1	0.0	0	0	0	1	-	-	-	0
12/02	CAROLINA	W	S	1	1	0	0.0	1	0	0	0	-	-	-	0
12/09	@ Cleveland	L	S	4	3	1	0.0	0	0	0	0	-	-	-	0
12/16	@ Oakland	L	S	5	4	1	0.0	0	0	0	0	-	-	-	0
12/23	INDIANAPOLIS	L	S	3	3	0	0.0	0	0	0	1	-	-	-	0
12/30	@ Denver	L	S	3	2	1	0.0	0	0	0	0	-	-	-	0
<b>TOTALS</b>				<b>16/16</b>	<b>38</b>	<b>28</b>	<b>10</b>	<b>0.0</b>	<b>3</b>	<b>0</b>	<b>0</b>	<b>4</b>	<b>0</b>	<b>0</b>	<b>0</b>

# FRED ROSS

WIDE RECEIVER • MISSISSIPPI STATE

2ND NFL SEASON  
2ND PANTHERS SEASON



Ht: 6-2 Wt: 210 • Born: May 19, 1995 • NFL Games Played/Started: 0/0 [0/0] • Acquired: FA-17

## PRO CAREER

• Joined Carolina as an undrafted free agent in 2017... Spent rookie season on injured reserve after suffering an ankle injury in the preseason.

**TRANSACTIONS:** Signed as an undrafted rookie free agent by Carolina (5/5/17)...Placed on injured reserve (ankle) by Carolina (9/1/17).

**GP/GS:** Career (0/0) [0/0]: 2017 (0/0) [0/0].

**2017:** Joined Carolina as an undrafted free agent...Placed on season ending injured reserve with an ankle injury prior to the start of the regular season.

**COLLEGE:** Two-time all-conference choice played in 50 games with 27 starts at Mississippi State, lining up at all four receiver positions...Finished career first in school history with 199 receptions and 2,528 receiving yards and second with 22 receiving touchdowns...Ended career with a catch in a school record 35 consecutive games... Produced a school record 10 100-yard receiving games... Had 10 or more receptions in a game five times...Returned 37 punts for 317 yards and one touchdown...2016 First-team All-Southeastern Conference selection as a senior...

Led the conference with 12 receiving touchdowns while ranking second with 72 catches for 917 yards...Tallied a career-high 171 receiving yards against Arkansas...First-team All-Southeastern Conference choice as a junior... Marked the first time a Bulldogs wide receiver earned all-conference honors since 1995...Started 13 games...Set a school record with 88 receptions, which rated second in the conference, for 1,007 yards and five touchdowns... Became just the second 1,000-yard receiver in school history and first since 1978...Hauled in a career-high 12 catches, the third most in school history, against Mississippi...Returned a punt 77 yards for a touchdown against Troy...As a sophomore in 2014, played in 13 games with one start...Stood second on the team with 489 receiving yards and five receiving touchdowns on 30 catches... Played in 11 games as a freshman in 2013...Caught nine passes for 115 yards.

**PERSONAL:** Attended Tyler (Texas) High School...Graduated from Mississippi State with a degree in human sciences.

ADMINISTRATION  
& COACHES

FRED  
ROSS

ROOKIES

2017 IN REVIEW

RECORDS

TEAM HISTORY

REFERENCE

# CURTIS SAMUEL

WIDE RECEIVER • OHIO STATE

2ND NFL SEASON  
2ND PANTHERS SEASON



Ht: 5-11 Wt: 195 • Born: August 11, 1996 • NFL Games Played/Started: 9/4 [0/0] • Acquired: D2-17

## PRO CAREER

- Played in nine games with four starts in 2017 for Carolina before ending the season on injured reserve with an ankle injury.

- Tallied 15 receptions for 115 receiving yards, 64 rushing yards and 221 kickoff return yards in 2017.

**TRANSACTIONS:** Selected in the second round (40th overall) of the NFL Draft by Carolina (4/28/17)...Placed on injured reserve with broken ankle (11/24/17).

**GP/GS:** Career (9/4) [0/0]: 2017 (9/4) [0/0].

**2017:** Played in nine games with four starts, inactive for one game with a back injury before going on injured reserve with an ankle injury in Week 11...Made 15 receptions for 115 yards while rushing for 64 yards on four carries...

**Vs. Buffalo (9/17):** Made first career catch on a bubble screen and finished with two catches for seven yards...

**Vs. New Orleans (9/24):** Earned first career start and posted a career-long rush of 31 yards on a reverse...Made two catches for five yards...Returned a kickoff for 30 yards...

**At New England (10/1)**...Inactive with a back injury...

**Vs. Atlanta (11/5):** Started at receiver...Recorded three receptions for 23 yards...Added one rush for 14 yards...Part of an offense that totaled 201 yards rushing, the most since a 204-yard effort against Philadelphia (10/25/15)...

**Vs. Miami (11/13):** Recorded five receptions for 45 receiving yards, both career-highs...Tallied a career-long 23-yard catch in the second quarter...Exited the game in the third quarter with an ankle injury and was eventually placed on injured reserve.

**COLLEGE:** Played in 40 games with 13 starts at Ohio State...Entered NFL following junior season...Moved to H-back during spring practice after freshman season... Totaled 3,007 all-purpose yards...Only player in school history with 1,000 career rushing and receiving yards... Rushed for 1,286 yards and 15 touchdowns on 172 attempts...Posted 107 receptions for 1,249 yards and nine touchdowns...Averaged 21.6 yards on 21 kickoff returns for 453 yards...Returned six punts for 19 yards...2016 First-team All-American...2016 First-team All-Big Ten Conference selection at wide receiver...Only player in the nation with 700 rushing and 700 receiving yards... Accounted for 18 plays of 20 or more yards...Ranked second in the conference with team highs of 74 catches, 865 receiving yards and seven receiving touchdowns...Reception total marked the second most in school history... Produced 771 rushing yards and eight touchdowns on 97 carries...Scored a team-leading 15 total touchdowns, including the game-winner on a 15-yard run in the second overtime to help the Buckeyes defeat Michigan and earn a spot in the College Football Playoff.

**PERSONAL:** Attended Erasmus Hall High School in Brooklyn, N.Y.

ADMINISTRATION  
& COACHES

CURTIS  
SAMUEL

ROOKIES

2017 IN REVIEW

RECORDS

TEAM HISTORY

REFERENCE

## CURTIS SAMUEL CAREER STATISTICS

Year	Team	GP	GS	RECEIVING					RUSHING				
				No	Yds	Avg	Lg	TD	No	Yds	Avg	Lg	TD
2017	Carolina	9	4	15	115	7.7	23	0	4	64	16.0	31	0
<b>Totals</b>		<b>9</b>	<b>4</b>	<b>15</b>	<b>115</b>	<b>7.7</b>	<b>23</b>	<b>0</b>	<b>4</b>	<b>64</b>	<b>16.0</b>	<b>31</b>	<b>0</b>

Year	Team	No	Yds	Avg	Lg	TD
2017	Carolina	10	221	22.1	33	0
<b>Totals</b>		<b>10</b>	<b>221</b>	<b>22.1</b>	<b>33</b>	<b>0</b>

### SINGLE-GAME CAREER HIGHS

RECEPTIONS	5	vs. Miami (11/13/17)
RECEIVING YARDS	45	vs. Miami (11/13/17)
LONG RECEPTION	23	vs. Miami (11/13/17)
RUSH ATTEMPTS	1	4x, most recently vs. Atlanta (11/15/17)
RUSHING YARDS	31	vs. New Orleans (9/24/17)
RUSHING LONG	31	vs. New Orleans (9/24/17)
KICKOFF RETURNS	3	at Detroit (10/8/17)
KICKOFF RETURN YARDS	44	at Detroit (10/8/17)
LONG KICKOFF RETURN	33	vs. Philadelphia (10/12/17)

## CURTIS SAMUEL GAME-BY-GAME

### 2017 CAROLINA

Date	Opp	W/L	P/S	RECEIVING					RUSHING					KICKOFF RETURNS				
				Rec	Yds	Avg	LG	TD	Rsh	Yds	Avg	LG	TD	KOR	Yds	Avg	LG	TD
09/10	@ SF	W	P	0	0	-	-	0	0	0	-	-	0	0	0	-	-	0
09/27	BUF	W	P	2	7	3.5	8	0	0	0	-	-	0	0	0	-	-	0
09/24	NO	L	S	2	5	2.5	7	0	1	31	31.0	31	0	1	30	30.0	30	0
10/01	@ NE	W	P	INACTIVE - BACK														
10/08	@ DET	W	P	0	0	-	-	0	0	0	-	-	0	3	44	14.7	24	0
10/12	PHI	L	P	0	0	-	-	0	1	8	8.0	8	0	1	33	33.0	33	0
10/22	@ CHI	L	S	1	20	20.0	20	0	0	0	-	-	0	2	43	21.5	25	0
10/29	@ TB	W	P	2	15	7.5	9	0	1	11	11.0	11	0	1	23	23.0	23	0
11/05	ATL	W	S	3	23	7.7	12	0	1	14	14.0	14	0	0	0	-	-	0
11/13	MIA	W	S	5	45	9.0	23	0	0	0	-	-	0	2	48	24.0	26	0
11/26	@ NYJ	W		INJURED RESERVE - ANKLE														
12/03	@ NO	L		INJURED RESERVE - ANKLE														
12/10	MIN	W		INJURED RESERVE - ANKLE														
12/17	GB	W		INJURED RESERVE - ANKLE														
12/24	TB	W		INJURED RESERVE - ANKLE														
12/31	@ ATL	L		INJURED RESERVE - ANKLE														
<b>TOTALS</b>			9/4	15	115	7.7	23	0	4	64	16.0	31	0	10	221	22.1	33	0
<b>POSTSEASON</b>																		
01/07	@ NO	L		INJURED RESERVE - ANKLE														
<b>TOTALS</b>				0	0	0.0	0	0	0	0	0.0	0	0	0	0	0.0	0	0

# DA'NORRIS SEARCY

SAFETY • NORTH CAROLINA

8TH NFL SEASON  
1ST PANTHERS SEASON



Ht: 5-11 Wt: 205 • Born: November 16, 1988 • NFL Games Played/Started: 107/56 [2/0] • Acquired: FA-18

## PRO CAREER

- In 2017, played in all 16 regular season games with six starts for Tennessee...Also saw action in two postseason games...Totals on the year include 27 tackles, one interception and two passes defended...Added two tackles in two postseason games played.
- Started all 14 games played for the Titans in 2016...Recorded 51 tackles, one interception, one fumble recovery and a career-high eight passes defended.
- In 2015, played in 15 games with seven starts in his first season with Tennessee...Tallied 54 tackles, one interception, four passes defended and one half-sack.
- Saw action in 15 games with 13 starts in his final season with Buffalo in 2014...Recorded a career-high three interceptions along with 58 tackles and five passes defended...Added one forced fumble and one fumble recovery.
- Appeared in every regular season game in 2013, starting seven of the contests...Posted 69 tackles, 3.5 sacks and five tackles for loss, all career-bests...Scored two touchdowns on the year, notching a 74-yard fumble return for a touchdown and a 32-yard interception return for a score.
- In 2012, saw action in 15 games and recorded 35 tackles, one pass defense and two forced fumbles, a career-high.
- Played in all 16 games with three starts as a rookie with Buffalo in 2011...Tallied 29 tackles, one interception and one pass defense.

**TRANSACTIONS:** Selected in the fourth round (100th overall) of the 2011 Draft by Buffalo (4/30/11)...Signed as an unrestricted free agent by Tennessee (3/12/15)...Signed as a free agent by Carolina (3/23/18).

**GP/GS:** Career (107/56) [2/0]: 2017 (16/6) [2/0]; 2016 (14/14); 2015 (15/13); 2014 (15/13); 2013 (16/7); 2012 (15/0); 2011 (16/3).

**2017:** Played in all 16 regular season games with six starts for Tennessee and saw action in two postseason games...Finished with 27 tackles, one interception and two passes defended...Added two tackles in two postseason games played.

**COLLEGE:** Played four years (2007-10) at North Carolina... Appeared in 48 total games, starting 23 of the contests... Tallied 106 tackles, two sacks, 10 passes defended and five interceptions for the Tar Heels...Served as a returner on special teams, recording 440 punt return yards on 35 attempts and 484 kickoff return yards on 20 attempts... Earned first-team All-ACC honors as a punt returner as a junior.

**PERSONAL:** Played at Towers High School (Dacatur, Ga.)... Majored in communications at North Carolina.

## DA'NORRIS SEARCY CAREER STATISTICS

Year	Team	GP/GS	Tot	T	A	Sack	Yds	INT	Yds	Lg	TD	PD	FF	FR	Yds	TD
2011	Buffalo	16/3	29	22	7	0.0	0.0	1	0	0	0	1	0	0	0	0
2012	Buffalo	15/0	35	22	13	0.0	0.0	0	0	0	0	1	2	0	0	0
2013	Buffalo	16/7	69	45	24	3.5	24.5	1	32	32t	1	7	0	1	74t	1
2014	Buffalo	15/13	58	39	19	0.5	5.5	3	70	70	0	5	1	1	0	0
2015	Tennessee	15/13	54	41	13	0.5	5.5	1	5	5	0	4	0	0	0	0
2016	Tennessee	14/14	51	39	12	0.0	0.0	1	0	0	0	8	0	1	0	0
2017	Tennessee	16/6	23	12	11	0.0	0.0	1	8	8	0	2	0	0	0	0
<b>Totals</b>		<b>107/56</b>	<b>319</b>	<b>220</b>	<b>94</b>	<b>4.5</b>	<b>35.5</b>	<b>8</b>	<b>115</b>	<b>70</b>	<b>1</b>	<b>28</b>	<b>3</b>	<b>3</b>	<b>74t</b>	<b>1</b>

## POSTSEASON

Year	Team	GP/GS	Tot	T	A	Sack	Yds	INT	Yds	Lg	TD	PD	FF	FR	Yds	TD
2017	Tennessee	2/0	2	2	0	0.0	0.0	0	0	0	0	1	0	0	0	0
<b>Totals</b>		<b>2/0</b>	<b>2</b>	<b>2</b>	<b>0</b>	<b>0.0</b>	<b>0.0</b>	<b>0</b>	<b>0</b>	<b>0</b>	<b>0</b>	<b>1</b>	<b>0</b>	<b>0</b>	<b>0</b>	<b>0</b>

ADMINISTRATION  
& COACHES

DA'NORRIS  
SEARCY

ROOKIES

2017 IN REVIEW

RECORDS

TEAM HISTORY

REFERENCE

## ADDITIONAL STATISTICS

Special Teams Tackles: 2011 (5), 2012 (4), 2013 (2), 2014 (7), 2016 (2), 2017 (3) 2017 Post Season (3).

## SINGLE-GAME CAREER HIGHS

<b>TACKLES</b>	16	vs. Cincinnati (10/13/13)
<b>SACKS</b>	1.0	3x, last vs. Miami (12/22/13)
<b>FORCED FUMBLES</b>	1	3x, last at Miami (11/13/14)
<b>FUMBLE RECOVERIES</b>	1	3x, last at Jacksonville (12/24/16)
<b>INTERCEPTIONS</b>	2	vs. Cleveland (11/30/14)
<b>PASSES DEFENSED</b>	4	vs. Baltimore (9/29/13)

## DA'NORRIS SEARCY GAME-BY-GAME

### 2017 TENNESSEE

Date	Opp	W/L	P/S	T	S	A	SACK	QBP	FR	FF	PD	INT	YDS	LG	TD	
09/10	OAKLAND	L	P	3	2	1	0.0	0	0	0	0	0	-	-	0	
09/17	@ Jacksonville	W	S	3	1	2	0.0	0	0	0	1	1	8	8	0	
09/24	SEATTLE	W	S	1	0	1	0.0	0	0	0	0	0	-	-	0	
10/01	@ Houston	L	S	2	0	2	0.0	0	0	0	0	0	-	-	0	
10/08	MIAMI	L	S	5	2	3	0.0	0	0	0	1	0	-	-	0	
10/16	INDIANAPOLIS	W	S	2	1	1	0.0	0	0	0	0	0	-	-	0	
10/22	@ Cleveland	W	S	3	2	1	0.0	0	0	0	0	0	-	-	0	
11/05	BALTIMORE	W	P	1	1	0	0.0	0	0	0	0	0	-	-	0	
11/12	CINCINNATI	W	P	0	0	0	0.0	0	0	0	0	0	-	-	0	
11/16	@ Pittsburgh	L	P	0	0	0	0.0	0	0	0	0	0	-	-	0	
11/26	@ Indianapolis	W	P	2	2	0	0.0	0	0	0	0	0	-	-	0	
12/03	HOUSTON	W	P	0	0	0	0.0	0	0	0	0	0	-	-	0	
12/10	@ Arizona	L	P	0	0	0	0.0	0	0	0	0	0	-	-	0	
12/17	@ San Francisco	L	P	1	1	0	0.0	1	0	0	0	0	-	-	0	
12/24	LOS ANGELES RAMS	L	P	0	0	0	0.0	0	0	0	0	0	-	-	0	
12/31	JACKSONVILLE	W	P	0	0	0	0.0	0	0	0	0	0	-	-	0	
<b>TOTALS</b>				<b>16/6</b>	<b>23</b>	<b>12</b>	<b>11</b>	<b>0.0</b>	<b>1</b>	<b>0</b>	<b>0</b>	<b>2</b>	<b>1</b>	<b>8</b>	<b>8</b>	<b>0</b>

### POSTSEASON

01/06	@ Kansas City	W	P	2	2	0	0.0	0	0	0	0	0	-	-	0	
01/13	@ New England	L	P	0	0	0	0.0	0	0	0	1	0	-	-	0	
<b>TOTALS</b>				<b>2/0</b>	<b>2</b>	<b>2</b>	<b>0</b>	<b>0.0</b>	<b>0</b>	<b>0</b>	<b>0</b>	<b>1</b>	<b>0</b>	<b>0</b>	<b>0</b>	<b>0</b>

### 2016 TENNESSEE

Date	Opp	W/L	P/S	T	S	A	SACK	QBP	FR	FF	PD	INT	YDS	LG	TD	
09/11	MINNESOTA	L	S	6	6	0	0.0	0	0	0	1	0	-	-	0	
09/18	@ Detroit	W	S	5	5	0	0.0	0	0	0	1	0	-	-	0	
09/25	OAKLAND	L	S	5	5	0	0.0	0	0	0	0	0	-	-	0	
10/02	@ Houston	L														
10/09	@ Miami	W														
10/16	CLEVELAND	W	S	1	1	0	0.0	0	0	0	1	0	-	-	0	
10/23	INDIANAPOLIS	L	S	2	2	0	0.0	0	0	0	0	0	-	-	0	
10/27	JACKSONVILLE	W	S	2	2	0	0.0	0	0	0	0	0	-	-	0	
11/06	@ San Diego	L	S	8	4	4	0.0	0	0	0	0	0	-	-	0	
11/13	GREEN BAY	W	S	4	4	0	0.0	0	0	0	0	0	-	-	0	
11/20	@ Indianapolis	L	S	2	2	0	0.0	0	0	0	0	0	-	-	0	
11/27	@ Chicago	W	S	6	3	3	0.0	0	0	0	2	1	0	0	0	
12/11	DENVER	W	S	2	0	2	0.0	0	0	0	1	0	-	-	0	
12/18	@ Kansas City	W	S	1	0	1	0.0	0	0	0	0	0	-	-	0	
12/24	@ Jacksonville	L	S	2	1	1	0.0	0	1	0	0	0	-	-	0	
01/01	HOUSTON	W	S	5	4	1	0.0	0	0	0	2	0	-	-	0	
<b>TOTALS</b>				<b>14/14</b>	<b>51</b>	<b>39</b>	<b>12</b>	<b>0.0</b>	<b>0</b>	<b>1</b>	<b>0</b>	<b>8</b>	<b>1</b>	<b>0</b>	<b>0</b>	<b>0</b>



## 2015 TENNESSEE

Date	Opp	W/L	P/S	T	S	A	SACK	QBP	FR	FF	PD	INT	YDS	LG	TD
09/13	@ Tampa Bay	W	S	4	3	1	0.0	0	0	0	0	0	-	-	0
09/20	@ Cleveland	L	S	3	2	1	0.0	0	0	0	0	0	-	-	0
09/27	INDIANAPOLIS	L	S	4	3	1	0.0	0	0	0	0	0	-	-	0
10/11	BUFFALO	L	S	1	1	0	0.0	0	0	0	0	0	-	-	0
10/18	MIAMI	L	S	8	8	0	0.0	0	0	0	3	0	-	-	0
10/25	ATLANTA	L	S	5	4	1	0.0	0	0	0	0	0	-	-	0
11/01	@ Houston	L	S	3	1	2	0.0	0	0	0	0	0	-	-	0
11/08	@ New Orleans	W	S	2	1	1	0.0	0	0	0	0	0	-	-	0
11/15	CAROLINA	L	S	4	4	0	0.0	0	0	0	0	0	-	-	0
11/19	@ Jacksonville	L	S	3	3	0	0.0	0	0	0	0	0	-	-	0
11/29	OAKLAND	L	P	5	3	2	0.0	0	0	0	0	0	-	-	0
12/06	JACKSONVILLE	W	S	4	3	1	0.5	1	0	0	0	0	-	-	0
12/13	@ New York Jets	L	P	1	1	0	0.0	0	0	0	0	0	-	-	0
12/20	@ New England	L					INACTIVE								
12/27	HOUSTON	L	S	4	3	1	0.0	0	0	0	0	0	-	-	0
01/03	@ Indianapolis	L	S	3	1	2	0.0	0	0	0	1	1	5	5	0
<b>TOTALS</b>			<b>15/13</b>	<b>54</b>	<b>41</b>	<b>13</b>	<b>0.5</b>	<b>1</b>	<b>0</b>	<b>0</b>	<b>4</b>	<b>1</b>	<b>5</b>	<b>5</b>	<b>0</b>

## 2014 BUFFALO

Date	Opp	W/L	P/S	T	S	A	SACK	QBP	FR	FF	PD	INT	YDS	LG	TD
09/07	@ Chicago	W	S	4	3	1	0.0	0	0	0	0	0	-	-	0
09/14	MIAMI	W	S	5	4	1	0.0	0	0	0	1	0	-	-	0
09/21	SAN DIEGO	L	S	1	1	0	0.0	0	0	0	0	0	-	-	0
09/28	@ Houston	L	P	3	1	2	0.0	1	1	0	0	0	-	-	0
10/05	@ Detroit	W	S	1	0	1	0.0	0	0	0	0	0	-	-	0
10/12	NEW ENGLAND	L	P	2	1	1	0.0	0	0	0	0	0	-	-	0
10/19	MINNESOTA	W	S	6	3	3	0.5	1	0	0	0	0	-	-	0
10/26	@ New York Jets	W	S	3	1	2	0.0	0	0	0	1	1	32	32	0
11/09	KANSAS CITY	L	S	3	3	0	0.0	0	0	0	0	0	-	-	0
11/13	@ Miami	L	S	5	4	1	0.0	0	0	1	0	0	-	-	0
11/24	NEW YOR JETS	W	S	3	2	1	0.0	0	0	0	0	0	-	-	0
11/30	CLEVELAND	W	S	4	3	1	0.0	0	0	0	3	2	38	38	0
12/07	@ Denver	L	S	1	1	0	0.0	0	0	0	0	0	-	-	0
12/14	GREEN BAY	W					INACTIVE								
12/21	@ Oakland	L	S	11	9	2	0.0	0	0	0	0	0	-	-	0
12/28	@ New England	W	S	6	3	3	0.0	0	0	0	0	0	-	-	0
<b>TOTALS</b>			<b>15/13</b>	<b>58</b>	<b>39</b>	<b>19</b>	<b>0.5</b>	<b>2</b>	<b>1</b>	<b>1</b>	<b>5</b>	<b>3</b>	<b>70</b>	<b>38</b>	<b>0</b>

## 2013 BUFFALO

Date	Opp	W/L	P/S	T	S	A	SACK	QBP	FR	FF	PD	INT	YDS	LG	TD
09/08	NEW ENGLAND	L	S	8	4	4	1.0	1	1	0	0	0	-	-	0
09/15	CAROLINA	W	S	7	4	3	0.0	0	0	0	0	0	-	-	0
09/22	@ N.Y. Jets	L	S	5	4	1	0.0	0	0	0	0	0	-	-	0
09/29	BALTIMORE	W	S	6	6	0	0.0	0	0	0	4	0	0	0	0
10/03	@ Cleveland	L	S	6	3	3	0.0	0	0	0	0	0	-	-	0
10/13	CINCINNATI	L	S	16	13	3	1.0	1	0	0	0	0	-	-	0
10/20	@ Miami	W	S	2	2	0	0.0	0	0	0	0	0	-	-	0
10/27	@ New Orleans	L	P	2	1	1	0.5	1	0	0	0	0	-	-	0
11/03	KANSAS CITY	L	P	1	1	0	0.0	0	0	0	0	0	-	-	0
11/10	@ Pittsburgh	L	P	2	0	2	0.0	0	0	0	0	0	-	-	0
11/17	N.Y. JETS	W	P	0	0	0	0.0	0	0	0	1	1	32	32	1
12/01	ATLANTA	L	P	2	1	1	0.0	0	0	0	0	0	-	-	0
12/08	@ Tampa Bay	L	P	0	0	0	0.0	0	0	0	0	0	-	-	0
12/15	@ Jacksonville	W	P	4	4	0	0.0	0	0	0	1	0	0	0	0
12/22	MIAMI	W	P	1	1	0	1.0	0	0	0	1	0	0	0	0
12/29	@ New England	L	P	7	1	6	0.0	0	0	0	0	0	-	-	0
<b>TOTALS</b>			<b>16/7</b>	<b>69</b>	<b>45</b>	<b>24</b>	<b>3.5</b>	<b>3</b>	<b>1</b>	<b>0</b>	<b>7</b>	<b>1</b>	<b>32</b>	<b>32</b>	<b>1</b>

ADMINISTRATION  
& COACHES

D.A. MORRIS  
SEARCH

ROOKIES

2017 IN REVIEW

RECORDS

TEAM HISTORY

REFERENCE

## 2012 BUFFALO

Date	Opp	W/L	P/S	T	S	A	SACK	QBP	FR	FF	PD	INT	YDS	LG	TD	
09/09	@ New York Jets	L	P	2	1	1	0.0	0	0	0	0	0	0	-	-	0
09/16	KANSAS CITY	W	P	3	2	1	0.0	0	0	0	0	0	0	-	-	0
09/23	@ Cleveland	W	P	0	0	0	0.0	0	0	0	0	0	0	-	-	0
09/30	NEW ENGLAND	L	P	2	1	1	0.0	0	0	1	0	0	0	-	-	0
10/07	@ San Francisco	L	P	3	3	0	0.0	0	0	0	0	0	0	-	-	0
10/14	@ Arizona	W	P	0	0	0	0.0	0	0	0	0	0	0	-	-	0
10/21	TENNESSEE	L	P	0	0	0	0.0	0	0	0	0	0	0	-	-	0
11/04	@ Houston	L	P	3	3	0	0.0	0	0	0	0	0	0	-	-	0
11/11	@ New England	L	P	3	3	0	0.0	0	0	0	0	0	0	-	-	0
11/15	MIAMI	W	P	4	3	1	0.0	0	0	0	0	0	0	-	-	0
11/25	@ Indianapolis	L	P	4	1	3	0.0	0	0	0	0	0	0	-	-	0
12/02	JACKSONVILLE	W	P	3	2	1	0.0	0	0	1	0	0	0	-	-	0
12/09	St. LOUIS RAMS	L	P	5	2	3	0.0	0	0	0	0	0	0	-	-	0
12/16	SEATTLE	L	P	3	1	2	0.0	0	0	0	0	0	0	-	-	0
12/23	@ Miami	L	P	0	0	0	0.0	0	0	0	1	0	0	-	-	0
12/30	NEW YORK JETS	W					INACTIVE									
<b>TOTALS</b>				<b>15/0</b>	<b>35</b>	<b>22</b>	<b>13</b>	<b>0.0</b>	<b>0</b>	<b>0</b>	<b>2</b>	<b>1</b>	<b>0</b>	<b>0</b>	<b>0</b>	<b>0</b>

## 2011 BUFFALO

Date	Opp	W/L	P/S	T	S	A	SACK	QBP	FR	FF	PD	INT	YDS	LG	TD	
09/11	@ Kansas City	W	P	0	0	0	0.0	0	0	0	0	0	0	-	-	0
09/18	OAKLAND	W	P	0	0	0	0.0	0	0	0	1	1	0	0	0	
09/25	NEW ENGLAND	W	P	0	0	0	0.0	0	0	0	0	0	0	-	-	0
10/02	@ Cincinnati	L	P	0	0	0	0.0	0	0	0	0	0	0	-	-	0
10/09	PHILADELPHIA	W	P	0	0	0	0.0	0	0	0	0	0	0	-	-	0
10/16	@ New York Giants	L	P	0	0	0	0.0	0	0	0	0	0	0	-	-	0
10/30	WASHINGTON	W	P	1	1	0	0.0	0	0	0	0	0	0	-	-	0
11/06	NEW YORK JETS	L	P	0	0	0	0.0	0	0	0	0	0	0	-	-	0
11/13	@ Dallas	L	P	5	3	2	0.0	0	0	0	0	0	0	-	-	0
11/20	@ Miami	L	S	11	9	2	0.0	0	0	0	0	0	0	-	-	0
11/27	@ New York Jets	L	S	3	3	0	0.0	0	0	0	0	0	0	-	-	0
12/04	TENNESSEE	L	S	8	5	3	0.0	0	0	0	0	0	0	-	-	0
12/11	@ San Diego	L	P	1	1	0	0.0	0	0	0	0	0	0	-	-	0
12/18	MIAMI	L	P	0	0	0	0.0	0	0	0	0	0	0	-	-	0
12/24	DENVER	W	P	0	0	0	0.0	0	0	0	0	0	0	-	-	0
01/01	@ New England	L	P	0	0	0	0.0	0	0	0	0	0	0	-	-	0
<b>TOTALS</b>				<b>16/3</b>	<b>29</b>	<b>22</b>	<b>7</b>	<b>0.0</b>	<b>0</b>	<b>0</b>	<b>0</b>	<b>1</b>	<b>1</b>	<b>0</b>	<b>0</b>	<b>0</b>

# KEVON SEYMOUR

CORNERBACK • SOUTHERN CALIFORNIA

3RD NFL SEASON  
2ND PANTHERS SEASON



Ht: 6-0 Wt: 185 • Born: November 30, 1993 • NFL Games Played/Started: 31/5 (0/0) • Acquired: TR-17 (BUF)

## PRO CAREER

• Played in 16 games with two starts for Carolina in 2017...Registered 18 tackles and five pass deflections... Added four special teams tackles.

• Played in 15 games with three starts for Buffalo in 2016...Tallied 14 defensive tackles with three pass deflections for the Bills in rookie season...Added eight special teams tackles.

**TRANSACTIONS:** Drafted by Buffalo in sixth round (218th overall) of 2016 Draft...Acquired by Carolina in trade with Buffalo (9/3/17) in exchange for Kaelin Clay and 2019 seventh-round draft pick.

**GP/GS:** Career (31/5) [0/0]; 2017 (16/2) [0/0]; 2016 (15/3).

**2017:** Played in 16 games, registering two starts for Carolina...Finished with 18 defensive tackles and four tackles on special teams...Made five pass deflections... Inactive with an illness for playoff game at New Orleans...

**At New England (10/1):** Started at cornerback in place of an injured Daryl Worley...Did not record any statistics...At

**Tampa Bay (10/29):** Saw action as a reserve cornerback... Tallied three tackles and one pass defense...Also tallied two special teams tackles...**Vs. Atlanta (11/5):** Saw action as a reserve cornerback...Tallied one pass defense and a season-high four tackles...**At New Orleans (12/3):** Notched second start of the season...Recorded two tackles...Added one special teams tackle...**Vs. Green Bay (12/17):** Saw action as a reserve defensive back and on special teams...Tallied two tackles and season-high two passes defended.

**POSTSEASON:** At New Orleans (1/7): Inactive with an illness.

**COLLEGE:** Recorded 127 tackles in four seasons at Southern Cal...Totalled three interceptions and one fumble recovery in his career...Notched five tackles for loss and one career sack...Returned seven kicks in his sophomore season, averaging 13.1 yards per return.

**PERSONAL:** Played at Muir High School in Pasadena, Calif....Graduated with degree in communications and minor in sociology at Southern California.

## KEVON SEYMOUR CAREER STATISTICS

Year	Team	GP/GS	Tot	T	A	Sack	Yds	INT	Yds	Lg	TD	PD	FF	FR	Yds	TD
2016	Buffalo	15/3	14	12	2	0.0	0.0	0	0	0	0	3	0	0	0	0
2017	Carolina	16/2	18	18	0	0.0	0.0	0	0	0	0	5	0	0	0	0
<b>Totals</b>		<b>31/5</b>	<b>32</b>	<b>30</b>	<b>2</b>	<b>0.0</b>	<b>0.0</b>	<b>0</b>	<b>0</b>	<b>0</b>	<b>0</b>	<b>8</b>	<b>0</b>	<b>0</b>	<b>0</b>	<b>0</b>

## ADDITIONAL STATISTICS

**SPECIAL TEAMS TACKLES:** 2016 (8); 2017 (4).

## SINGLE-GAME CAREER HIGHS

**TACKLES** 4 vs. Atlanta (11/5/17)  
**PASSES DEFENSED** 2 vs. Green Bay (12/17/17)

ADMINISTRATION  
& COACHES

KEVON  
SEYMOUR

ROOKIES

2017 IN REVIEW

RECORDS

TEAM HISTORY

REFERENCE

# KEVON SEYMOUR GAME-BY-GAME

## 2017 CAROLINA

Date	Opp	W/L	P/S	T	S	A	SACK	QBP	FR	FF	PD	INT	YDS	LG	TD
09/10	@ San Francisco	W	P	0	0	0	0.0	0	0	0	0	0	-	-	0
09/17	BUFFALO	W	P	0	0	0	0.0	0	0	0	0	0	-	-	0
09/24	NEW ORLEANS	L	P	0	0	0	0.0	0	0	0	0	0	-	-	0
10/01	@ New England	W	S	0	0	0	0.0	0	0	0	0	0	-	-	0
10/08	@ Detroit	W	P	1	1	0	0.0	0	0	0	0	0	-	-	0
10/12	PHILADELPHIA	L	P	2	2	0	0.0	0	0	0	0	0	-	-	0
10/22	@ Chicago	L	P	1	1	0	0.0	0	0	0	0	0	-	-	0
10/29	@ Tampa Bay	W	P	3	3	0	0.0	0	0	0	1	-	-	-	0
11/05	ATLANTA	W	P	4	4	0	0.0	0	0	0	1	-	-	-	0
11/13	MIAMI	W	P	1	1	0	0.0	0	0	0	1	-	-	-	0
11/26	@ New York Jets	W	P	0	0	0	0.0	0	0	0	0	-	-	-	0
12/03	@ New Orleans	L	S	2	2	0	0.0	0	0	0	0	-	-	-	0
12/10	MINNESOTA	W	P	1	1	0	0.0	0	0	0	0	-	-	-	0
12/17	GREEN BAY	W	P	2	2	0	0.0	0	0	0	2	-	-	-	0
12/24	TAMPA BAY	W	P	1	1	0	0.0	0	0	0	0	-	-	-	0
12/31	@ Atlanta	L	P	0	0	0	0.0	0	0	0	0	-	-	-	0
<b>TOTALS</b>			<b>16/2</b>	<b>18</b>	<b>18</b>	<b>0</b>	<b>0.0</b>	<b>0</b>	<b>0</b>	<b>0</b>	<b>5</b>	<b>0</b>	<b>0</b>	<b>0</b>	<b>0</b>

## POSTSEASON

01/07	@ New Orleans	L					INACTIVE - ILLNESS								
<b>TOTALS</b>			<b>0/0</b>	<b>0</b>	<b>0</b>	<b>0</b>	<b>0.0</b>	<b>0</b>	<b>0</b>	<b>0</b>	<b>0</b>	<b>0</b>	<b>0</b>	<b>0</b>	<b>0</b>

# KAWANN SHORT

DEFENSIVE TACKLE • PURDUE

6TH NFL SEASON  
6TH PANTHERS SEASON



PRO BOWLS: 1  
2015

Ht: 6-3 Wt: 315 • Born: February 2, 1989 • NFL Games Played/Started: 80/77 (7/6) • Acquired: D2-13



## NFL RANKINGS

- Tallied 24.5 sacks over last three seasons, ranking third among all defensive tackles.
- Recorded 11.0 sacks in 2015, tied for the NFL lead among defensive tackles...Had four games with two or more sacks in 2015, second-most in the NFL.

## FRANCHISE RANKINGS

- Led the Panthers with a career-high 11.0 sacks in 2015, most by a defensive tackle in team history.
- Named NFC Defensive Player of the Month for October and December in 2015, becoming the first player in franchise history to win multiple Player of the Month Awards in a single season.
- Became first defensive tackle in team history to be named Defensive Player of the Month (October, December)...Became first defensive tackle in team history to be named Player of the Week (Week 6).

## HONORS

- Pro Bowl (2015)
- AP All-Pro Second Team (2015)
- PFWA All-NFC (2015)
- NFC Defensive Player of the Month (2015 - October, December)
- NFC Defensive Player of the Week (2015 - Week 6)
- PFWA All-Rookie (2013)

## PRO CAREER

- Started all 16 games and one postseason game for Carolina in 2017...Career-high 80 consecutive games played and 57 consecutive games started.
- Ranked third on the team in 2017 with 7.5 sacks and helped Carolina rank third in the NFL with 50 sacks...Ranked second on the team with 29 quarterback pressures.
- Recorded seventh multi-sack career game vs. Minnesota (12/10/17).
- Started all 16 games for Carolina in 2016, including 14 at defensive tackle and two at defensive end...Recorded career-high 54 tackles.
- Ranked second on the team with six sacks and 23 quarterback hurries...Key contributor on a defensive unit that ranked second in the NFL with 47 sacks.
- Sacked quarterback Carson Palmer as part of an eight-sack performance by the team vs. Arizona (10/30/16)...Eight sacks tied for the second most in a single game in team history.

- Recorded fifth career multi-sack game vs. San Diego (12/11/16).
- Named to first career Pro Bowl in 2015...Selected to AP All-Pro Second Team and named PFWA All-NFC.
- Started career-high 16 games for Carolina in 2015...Started all three postseason contests, including Super Bowl 50 vs. Denver (2/7/16)...Ranked first on the team with 32 quarterback pressures and 11 sacks...Tied for the team lead with two fumble recoveries and tied for second with a career-high three forced fumbles...Posted career-highs with 51 tackles and six passes defended...Contributed to a defensive unit that ranked sixth in the NFL in total defense and scoring defense.
- Recorded first career multi-sack game, dropping Russell Wilson for two sacks at Seattle (10/18/15).
- Recorded career-high three sacks vs. Philadelphia (10/25/15)...Marked the most sacks by a Panthers player since Greg Hardy recorded four at Atlanta (12/29/13)...Added career-high seven tackles.
- Became the first player to win multiple NFC Defensive Player of the Month Awards in a season since Green Bay's Charles Woodson in 2009 (September, November, December).
- Played in 16 games, starting the last nine, for Carolina in 2014...Posted 38 tackles and 3.5 sacks...Registered 12 quarterback pressures, one forced fumble, two fumble recoveries and three passes defended.
- Contributed to unit that ranked 10th in the NFL in total defense in 2014...Part of defense that set an NFL record for fewest yards allowed in a postseason game with 78 vs. Arizona (1/3/15).
- PFWA All-Rookie selection in 2013...Posted 33 tackles, 1.5 sacks, one forced fumble and one fumble recovery...Tied for second on the team with 21 quarterback pressures.
- Contributed to Carolina unit in 2013 that ranked second in the NFL in total defense and points allowed and led the league in sacks while finishing second in rushing defense and sixth in passing defense.
- Recorded first career sack vs. New York Giants (9/22/13), dropping Eli Manning for a five-yard loss...Part of defensive effort in which the Panthers became the first NFL team since 2002 to post a shutout victory of 38 points or more, register at least seven sacks and three turnovers and hold an opponent to 150 total net yards or less.

ADMINISTRATION  
& COACHES

KAWANN  
SHORT

ROOKIES

2017 IN REVIEW

RECORDS

TEAM HISTORY

REFERENCE

**TRANSACTIONS:** Selected in the second round (44th overall) of the NFL Draft by Carolina (4/26/13)...Designated as franchise player by Carolina (2/27/17)...Signed to contract extension by Carolina (4/17/17).

**GP/GS:** Career (80/77) [7/6]; 2017 (16/16) [1/1]; 2016 (16/16) [0/0]; 2015 (16/16) [3/3]; 2014 (16/9) [2/2]; 2013 (16/0) [1/0].

**2017:** Started all 16 games and one post season game... Finished the regular-season with 7.5 sacks and a total of 53 tackles...Recorded three postseason tackles and one sack...**At San Francisco (9/10):** Started at defensive tackle...Recorded two tackles and four quarterback pressures...**Vs. Buffalo (9/17):** Started at defensive tackle...Tallied three tackles and two quarterback pressures...**At New England (10/1):** Started at defensive tackle...Recorded two tackles and one sack...Notched first sack of the season, bringing down Patriots quarterback Tom Brady...**At Detroit (10/8):** Started at defensive tackle and recorded five tackles, two sacks, two quarterback hurries and one forced fumble...Notched a strip-sack on the Lions' first play of the second half, forcing a fumble by quarterback Matt Stafford which was recovered by linebacker Thomas Davis...Added a second sack in the fourth quarter, dropping Stafford for a two-yard loss...**Vs. Philadelphia (10/12):** Started at defensive tackle...Recorded four tackles, one quarterback pressure and one fumble recovery...Recovered a fumble by quarterback Carson Wentz, that was caused by defensive end Julius Peppers, and returned the ball 11 yards...**At Chicago (10/22):** Started at defensive tackle...Recorded five tackles, one sack and one quarterback pressure...Notched fourth sack of the season, bringing Bears quarterback Mitchell Trubisky down...**At Tampa Bay (10/29):** Started at defensive tackle...Recorded four tackles and one quarterback pressure...**Vs. Atlanta (11/5):** Started at defensive tackle...Recorded three tackles and three quarterback pressures...**Vs. Miami (11/3):** Started at defensive end and tallied six tackles and one quarterback pressure...**At New York Jets (11/26):** Started at defensive tackle and recorded three tackles and two sacks, his second multi-sack of the season...Brought down Vikings quarterback Case Keenum twice in the fourth quarter...**Vs. Tampa Bay (12/24):** Started at defensive tackle...Recorded 1.5 sacks, five tackles and one forced fumble...Credited with a strip-sack on Tampa Bay's final offensive play of the game, knocking the ball out of quarterback Jameis Winston's hands...**At Atlanta (12/31):** Started at defensive tackle...Tallied four tackles, one pass defense and a season-best seven quarterback pressures.

**POSTSEASON:** **At New Orleans (1/7):** Started at defensive tackle...Recorded three tackles, one sack and one quarterback pressure.

**COLLEGE:** Started all 50 games played at Purdue...Powerful three-down defensive tackle strong against the run and possesses variety of pass-rush moves...Gathered 186 tackles, 49 tackles for loss, 19.5 sacks, two forced fumbles, four fumble recoveries, two interceptions and 15 passes defended...Ranks third in school history for the most tackles for loss and sacks by a defensive tackle...Blocked a school-record eight kicks, including six field goals...Named Second-team All-American as a senior in 2012...First-team All-Big Ten Conference selection...Led the Boilermakers for the second consecutive season with seven sacks and 15.5 tackles for loss...Posted 43 tackles, one forced fumble, two fumble recoveries and four passes defended...As a junior in 2011, named second-team All-Big Ten Conference choice...Named the team's defensive most valuable player...Started 13 games...Paced the Boilermakers with 6.5 sacks and 17 tackles for loss, the most by a Purdue defensive tackle since 1992...Registered 54 tackles, one forced fumble, one fumble recovery and two passes defended...As a sophomore, finished second on the team with six sacks and 12.5 tackles for loss to go along with 41 tackles...Became the first defensive tackle in school history to lead the team in passes defended with eight...In 2009, earned Freshman All-American honors by College Football News...Big Ten Conference All-Freshman by The Sporting News...Earned the team's newcomer award...Started 12 games...Notched 48 tackles, four tackles for loss, one fumble recovery, two interceptions and one pass defended...Redshirted as a true freshman in 2008.

**PERSONAL:** Attended Central High School in East Chicago, Ind....Majored in organizational leadership and supervision at Purdue...First name is pronounced KAY-won.

## KAWANN SHORT CAREER STATISTICS

Year	Team	GP/GS	Tot	T	A	Sack	Yds	INT	Yds	Lg	TD	PD	FF	FR	Yds	TD
2013	Carolina	16/0	33	21	12	1.5	9.0	0	0	0	0	0	1	1	0	0
2014	Carolina	16/9	38	28	10	3.5	19.5	0	0	0	0	3	1	2	0	0
2015	Carolina	16/16	51	40	11	11.0	91.0	0	0	0	0	6	3	2	0	0
2016	Carolina	16/16	54	41	13	6.0	31.0	0	0	0	0	4	1	0	0	0
2017	Carolina	16/16	53	40	13	7.5	35.5	0	0	0	0	1	2	1	0	0
<b>Totals</b>		<b>80/77</b>	<b>229</b>	<b>170</b>	<b>59</b>	<b>29.5</b>	<b>186.0</b>	<b>0</b>	<b>0</b>	<b>0</b>	<b>0</b>	<b>14</b>	<b>8</b>	<b>6</b>	<b>0</b>	<b>0</b>

### POSTSEASON

Year	Team	GP/GS	Tot	T	A	Sack	Yds	INT	Yds	Lg	TD	PD	FF	FR	Yds	TD
2013	Carolina	1/0	6	4	2	0.0	0.0	0	0	0	0	0	0	0	0	0
2014	Carolina	2/2	4	2	2	1.0	6.0	0	0	0	0	0	0	0	0	0
2015	Carolina	3/3	6	5	1	2.0	11.0	0	0	0	0	1	1	0	0	0
2017	Carolina	1/1	3	3	0	1.0	0.0	0	0	0	0	0	0	0	0	0
<b>Totals</b>		<b>7/6</b>	<b>19</b>	<b>14</b>	<b>5</b>	<b>4.0</b>	<b>17.0</b>	<b>0</b>	<b>0</b>	<b>0</b>	<b>0</b>	<b>1</b>	<b>1</b>	<b>0</b>	<b>0</b>	<b>0</b>

### SINGLE-GAME CAREER HIGHS

<b>TACKLES</b>	7	2x, last at Atlanta (12/27/15)
<b>SACKS</b>	3.0	vs. Philadelphia (10/25/15)
<b>FORCED FUMBLES</b>	2	vs. Atlanta (12/13/15)
<b>FUMBLE RECOVERIES</b>	1	6x, last vs. Philadelphia (10/12/17)

### SHORT AMONG SACK LEADERS

Since the start of 2015, defensive tackle Kawann Short has 24.5 sacks, the third-most in the NFL by a defensive tackle over the past three seasons.

#### NFL DEFENSIVE TACKLE SACK LEADERS, 2015-17

Player	Sacks
Aaron Donald, LA-R	30.0
Geno Atkins, Cin.	29.0
<b>Kawann Short, Car.</b>	<b>24.5</b>
Gerald McCoy, T.B.	21.5



# KAWANN SHORT GAME-BY-GAME

## 2017 CAROLINA

Date	Opp	W/L	P/S	T	S	A	SACK	QBP	FR	FF	PD	INT	YDS	LG	TD
09/10	@ San Francisco	W	S	2	1	1	0.0	4	0	0	0	-	-	-	0
09/17	BUFFALO	W	S	3	2	1	0.0	2	0	0	0	-	-	-	0
09/24	NEW ORLEANS	L	S	2	2	0	0.0	1	0	0	0	-	-	-	0
10/01	@ New England	W	S	2	1	1	1.0	0	0	0	0	-	-	-	0
10/08	@ Detroit	W	S	5	5	0	2.0	2	0	1	0	-	-	-	0
10/12	PHILADELPHIA	L	S	4	2	2	0.0	1	1	0	0	-	-	-	0
10/22	@ Chicago	L	S	5	3	2	1.0	1	0	0	0	-	-	-	0
10/29	@ Tampa Bay	W	S	4	4	0	0.0	1	0	0	0	-	-	-	0
11/05	ATLANTA	W	S	3	2	1	0.0	3	0	0	0	-	-	-	0
11/13	MIAMI	W	S	6	5	1	0.0	1	0	0	0	-	-	-	0
11/26	@ New York Jets	W	S	3	2	1	0.0	2	0	0	0	-	-	-	0
12/03	@ New Orleans	L	S	2	2	0	0.0	0	0	0	0	-	-	-	0
12/10	MINNESOTA	W	S	3	3	0	2.0	0	0	0	0	-	-	-	0
12/17	GREEN BAY	W	S	0	0	0	0.0	3	0	0	0	-	-	-	0
12/24	TAMPA BAY	W	S	5	3	2	1.5	1	0	1	0	-	-	-	0
12/31	@ Atlanta	L	S	4	3	1	0.0	7	0	0	1	-	-	-	0
<b>TOTALS</b>			<b>16/16</b>	<b>53</b>	<b>40</b>	<b>13</b>	<b>7.5</b>	<b>29</b>	<b>1</b>	<b>2</b>	<b>1</b>	<b>0</b>	<b>0</b>	<b>0</b>	<b>0</b>

## POSTSEASON

01/07	@ New Orleans	L	S	3	3	0	1.0	1	0	0	0	-	-	-	0
<b>TOTALS</b>			<b>1/1</b>	<b>3</b>	<b>3</b>	<b>0</b>	<b>1.0</b>	<b>1</b>	<b>0</b>	<b>0</b>	<b>0</b>	<b>0</b>	<b>0</b>	<b>0</b>	<b>0</b>

## 2016 CAROLINA

Date	Opp	W/L	P/S	T	S	A	SACK	QBP	FR	FF	PD	INT	YDS	LG	TD
09/08	@ Denver	L	S	2	2	0	0.0	0	0	0	0	-	-	-	0
09/18	SAN FRANCISCO	W	S	4	4	0	0.0	2	0	0	0	-	-	-	0
09/25	MINNESOTA	L	S	5	1	4	0.0	0	0	0	0	-	-	-	0
10/02	@ Atlanta	L	S	6	6	0	1.0	0	0	0	0	-	-	-	0
10/10	TAMPA BAY	L	S	3	1	2	0.0	1	0	0	0	-	-	-	0
10/16	@ New Orleans	L	S	3	3	0	0.0	2	0	0	0	-	-	-	0
10/30	ARIZONA	W	S	3	3	0	1.0	2	0	0	0	-	-	-	0
11/06	@ Los Angeles	W	S	2	2	0	0.0	1	0	0	1	-	-	-	0
11/13	KANSAS CITY	L	S	2	1	1	1.0	2	0	0	1	-	-	-	0
11/17	NEW ORLEANS	W	S	0	0	0	0.0	1	0	0	0	-	-	-	0
11/27	@ Oakland	L	S	5	3	2	0.0	0	0	0	0	-	-	-	0
12/04	@ Seattle	L	S	5	3	2	0.0	2	0	0	0	-	-	-	0
12/11	SAN DIEGO	W	S	3	3	0	2.0	4	0	1	0	-	-	-	0
12/19	@ Washington	W	S	4	3	1	0.0	1	0	0	1	-	-	-	0
12/24	ATLANTA	L	S	5	4	1	1.0	4	0	0	0	-	-	-	0
01/01	@ Tampa Bay	L	S	2	2	0	0.0	1	0	0	1	-	-	-	0
<b>TOTALS</b>			<b>16/16</b>	<b>54</b>	<b>41</b>	<b>13</b>	<b>6.0</b>	<b>23</b>	<b>0</b>	<b>1</b>	<b>4</b>	<b>0</b>	<b>0</b>	<b>0</b>	<b>0</b>



## 2015 CAROLINA

Date	Opp	W/L	P/S	T	S	A	SACK	QBP	FR	FF	PD	INT	YDS	LG	TD
09/13	@ Jacksonville	W	S	2	2	0	0.0	1	0	0	0	-	-	-	0
09/20	HOUSTON	W	S	3	1	2	0.0	7	0	0	0	-	-	-	0
09/27	NEW ORLEANS	W	S	2	1	1	0.0	0	0	0	0	-	-	-	0
10/04	@ Tampa Bay	W	S	4	3	1	0.0	3	0	0	2	-	-	-	0
10/18	@ Seattle	W	S	6	5	1	2.0	2	0	0	1	-	-	-	0
10/25	PHILADELPHIA	W	S	7	6	1	3.0	3	0	1	1	-	-	-	0
11/02	INDIANAPOLIS	W	S	2	2	0	0.0	1	0	0	2	-	-	-	0
11/08	GREEN BAY	W	S	4	3	1	1.0	2	0	0	0	-	-	-	0
11/15	@ Tennessee	W	S	3	2	1	0.0	2	1	0	0	-	-	-	0
11/22	WASHINGTON	W	S	1	1	0	0.0	1	0	0	0	-	-	-	0
11/26	@ Dallas	W	S	3	1	2	0.0	3	0	0	0	-	-	-	0
12/06	@ New Orleans	W	S	1	1	0	1.0	3	0	0	0	-	-	-	0
12/13	ATLANTA	W	S	3	3	0	2.0	3	1	2	0	-	-	-	0
12/20	@ New York Giants	W	S	2	2	0	0.0	1	0	0	0	-	-	-	0
12/27	@ Atlanta	L	S	7	7	0	2.0	0	0	0	0	-	-	-	0
01/03	TAMPA BAY	W	S	1	0	1	0.0	0	0	0	0	-	-	-	0
<b>TOTALS</b>				<b>16/16</b>	<b>51</b>	<b>40</b>	<b>11</b>	<b>11.0</b>	<b>32</b>	<b>2</b>	<b>3</b>	<b>6</b>	<b>0</b>	<b>0</b>	<b>0</b>

### POSTSEASON

01/17	SEATTLE	W	S	3	2	1	1.0	4	0	0	1	-	-	-	0
01/24	ARIZONA	W	S	2	2	0	1.0	1	0	1	0	-	-	-	0
02/07	@ Denver	L	S	1	1	0	0.0	1	0	0	0	-	-	-	0
<b>TOTALS</b>				<b>3/3</b>	<b>6</b>	<b>5</b>	<b>1</b>	<b>2.0</b>	<b>6</b>	<b>0</b>	<b>1</b>	<b>1</b>	<b>0</b>	<b>0</b>	<b>0</b>

## 2014 CAROLINA

Date	Opp	W/L	P/S	T	S	A	SACK	QBP	FR	FF	PD	INT	YDS	LG	TD
09/07	@ Tampa Bay	W	P	3	3	0	0.0	1	0	0	0	-	-	-	0
09/14	DETROIT	W	P	1	0	1	0.0	3	0	0	1	-	-	-	0
09/21	PITTSBURGH	L	P	1	0	1	0.0	0	0	0	1	-	-	-	0
09/28	@ Baltimore	L	P	4	4	0	0.0	0	0	0	0	-	-	-	0
10/05	CHICAGO	W	P	2	1	1	1.0	0	1	1	0	-	-	-	0
10/12	@ Cincinnati	T	P	6	3	3	0.0	1	0	0	0	-	-	-	0
10/19	@ Green Bay	L	P	1	1	0	0.0	0	0	0	0	-	-	-	0
10/26	SEATTLE	L	S	3	1	2	0.0	0	0	0	0	-	-	-	0
10/30	NEW ORLEANS	L	S	2	2	0	0.0	0	0	0	0	-	-	-	0
11/10	@ Philadelphia	L	S	0	0	0	0.0	2	0	0	0	-	-	-	0
11/16	ATLANTA	L	S	4	4	0	0.0	3	0	0	0	-	-	-	0
11/30	@ Minnesota	L	S	0	0	0	0.0	0	0	0	0	-	-	-	0
12/07	@ New Orleans	W	S	5	5	0	1.0	2	0	0	0	-	-	-	0
12/14	TAMPA BAY	W	S	2	1	1	0.0	0	1	0	0	-	-	-	0
12/21	CLEVELAND	W	S	3	3	0	1.0	0	0	0	0	-	-	-	0
12/28	@ Atlanta	W	S	1	0	1	0.5	0	0	0	1	-	-	-	0
<b>TOTALS</b>				<b>16/9</b>	<b>38</b>	<b>28</b>	<b>10</b>	<b>3.5</b>	<b>12</b>	<b>2</b>	<b>1</b>	<b>3</b>	<b>0</b>	<b>0</b>	<b>0</b>

### POSTSEASON

01/03	ARIZONA	W	S	1	1	0	1.0	1	0	0	0	-	-	-	0
01/10	@ Seattle	L	S	3	1	2	0.0	0	0	0	0	-	-	-	0
<b>TOTALS</b>				<b>2/2</b>	<b>4</b>	<b>2</b>	<b>2</b>	<b>1.0</b>	<b>1</b>	<b>0</b>	<b>0</b>	<b>0</b>	<b>0</b>	<b>0</b>	<b>0</b>

## 2013 CAROLINA

Date	Opp	W/L	P/S	T	S	A	SACK	QBP	FR	FF	PD	INT	YDS	LG	TD
09/08	SEATTLE	L	P	1	0	1	0.0	0	0	0	0	-	-	-	0
09/15	@ Buffalo	L	P	2	1	1	0.0	2	0	0	0	-	-	-	0
09/22	NEW YORK GIANTS	W	P	4	3	1	1.0	1	0	0	0	-	-	-	0
10/06	@ Arizona	L	P	6	3	3	0.5	4	0	0	0	-	-	-	0
10/13	@ Minnesota	W	P	0	0	0	0.0	2	0	0	0	-	-	-	0
10/20	ST. LOUIS	W	P	3	3	0	0.0	0	1	0	0	-	-	-	0
10/24	@ Tampa Bay	W	P	1	1	0	0.0	1	0	0	0	-	-	-	0
11/03	ATLANTA	W	P	0	0	0	0.0	1	0	0	0	-	-	-	0
11/10	@ San Francisco	W	P	0	0	0	0.0	0	0	0	0	-	-	-	0
11/18	NEW ENGLAND	W	P	3	2	1	0.0	1	0	1	0	-	-	-	0
11/24	@ Miami	W	P	1	1	0	0.0	0	0	0	0	-	-	-	0
12/01	TAMPA BAY	W	P	2	0	2	0.0	1	0	0	0	-	-	-	0
12/08	@ New Orleans	L	P	1	1	0	0.0	2	0	0	0	-	-	-	0
12/15	NEW YORK JETS	W	P	3	3	0	0.0	1	0	0	0	-	-	-	0
12/22	NEW ORLEANS	W	P	4	2	2	0.0	1	0	0	0	-	-	-	0
12/29	@ Atlanta	W	P	2	1	1	0.0	4	0	0	0	-	-	-	0
<b>TOTALS</b>			<b>16/0</b>	<b>33</b>	<b>21</b>	<b>12</b>	<b>1.5</b>	<b>21</b>	<b>1</b>	<b>1</b>	<b>0</b>	<b>0</b>	<b>0</b>	<b>0</b>	<b>0</b>

### POSTSEASON

01/12	SAN FRANCISCO	L	P	6	4	2	0.0	1	0	0	0	-	-	-	0
<b>TOTALS</b>			<b>1/0</b>	<b>6</b>	<b>4</b>	<b>2</b>	<b>0.0</b>	<b>1</b>	<b>0</b>	<b>0</b>	<b>0</b>	<b>0</b>	<b>0</b>	<b>0</b>	<b>0</b>

# AMINI SILATOLU

GUARD • MIDWESTERN STATE

6TH NFL SEASON  
6TH PANTHERS SEASON



Ht: 6-4 • Wt: 305 • Born: September 16, 1988 • NFL Games Played/Started: 48/31 [0/0] • Acquired: FA-17

## HONORS

- Pro Football Weekly All-Rookie Team (2012)
- PFWA All-Rookie Team (2012)

## PRO CAREER

- Played in 14 games with three starts for Carolina in 2017...Helped Carolina's offense rank fourth in the NFL with an average of 131.4 rushing yards per game.
- Did not play in 2016 season after being released by Chicago prior to the regular season.
- Played in nine games with three starts for Carolina in 2015 before being placed on injured reserve with right anterior cruciate ligament injury in November.
- Started seven games at left guard for Carolina in 2014 despite being limited by injuries.
- Started three games at left guard for Carolina in 2013...Suffered torn right anterior cruciate ligament that ended his season.
- Pro Football Weekly/PFWA All-Rookie Selection in 2012 after starting 15 games at left guard for Carolina.
- Contributed to Carolina offense in 2012 that produced 5,771 total net yards and 328 first downs, the second-highest totals in team history.
- Opened holes and provided protection for the Panthers to set a team record with 29 first downs (13 rushing, 12 passing and four via penalty) at San Diego (12/16/12).

**TRANSACTIONS:** Selected in the second round (40th overall) of the 2012 NFL Draft by Carolina (4/27/12)...Placed on injured reserve with an injured left wrist by Carolina (12/26/12)...Placed on injured reserve with an injured right knee by Carolina (10/16/13)...Placed on injured reserve with an injured left knee by Carolina (11/25/15)...Signed as a free agent by Chicago (7/20/16)...Released by Chicago (9/5/16)...Signed as a free agent by Carolina (2/17/17).

**GP/GS:** Career (48/31) [0/0]; 2017 (14/3) [0/0]; 2015 (9/3) [0/0]; 2014 (7/7) [0/0]; 2013 (3/3) [0/0]; 2012 (15/15) [0/0].

**2017:** Played in 14 games with three starts for Carolina...Inactive for two games...Helped Carolina rank fourth in the NFL with an average of 131.4 rushing yards per game...**Vs. Buffalo (9/17):** Saw action on the line as an eligible receiver and blocked on run plays...Saw action on special teams...**At New England (10/1):** Saw one snap on offense in place of Trai Turner at right guard...**At Detroit (10/8):** Saw action as a reserve lineman on offense...Played on special teams...**Vs. Philadelphia (10/12):** Saw action in reserve on offense as an extra blocker...Played on special teams...**At Chicago (10/22):** Saw action as a reserve offensive lineman and on special teams...Saw action at left tackle in place of an injured Matt Kalil and later saw action at right guard in place of an injured Trai Turner...**At Tampa Bay (10/29):** Saw action on offense as part of jumbo package and in place of right guard Trai Turner...Part of an offensive line that did not allow a sack...**At New York Jets (11/26):** Saw action as a reserve tackle and on special teams...**Vs. Minnesota (12/10):** Inactive...**Vs. Green Bay (12/17):** Started at right guard and was part of an offensive line that helped Carolina rush for 151 yards, the eighth-straight 100-yard rushing game...**Vs. Tampa Bay (12/24):** Started at right guard in place of an injured Trai Turner...Helped the Carolina offense rush for 115 yards, its ninth-straight game with at least 100 rushing yards...**At Atlanta (12/31):** Started at right guard on an offensive line that allowed just two sacks on 36 pass plays.

**POSTSEASON:** At New Orleans (1/7): Inactive.

**PERSONAL:** Attended West High School in Tracy, Calif....Majored in criminal justice at Midwestern State...Last name is pronounced sill-uh-TOE-lou.

ADMINISTRATION  
& COACHES

AMINI  
SILATOLU

ROOKIES

2017 IN REVIEW

RECORDS

TEAM HISTORY

REFERENCE

# JEREMIAH SIRLES

TACKLE • NEBRASKA

5TH NFL SEASON  
1ST PANTHERS SEASON



Ht: 6-6 Wt: 315 • Born: August 8, 1991 • NFL Games Played/Started: 30/15 [2/0] • Acquired: FA-18

## PRO CAREER

- Played in 15 games with four starts in 2017 for Minnesota, all coming at left guard...When starting in 2017, the Vikings averaged 132.0 rushing yards per game, higher than the team average of 122.3 rushing yards per game.
- Started a career-high 10 games in 2016 for Minnesota; nine at right tackle and one at left guard.
- Traded to Minnesota from San Diego prior to the start of the 2015 regular season...Did not appear in any games in 2015.
- Played in two games with one start for San Diego in 2014 rookie campaign.
- Started first career game for San Diego at Kansas City (12/28/14) at right guard.

**TRANSACTIONS:** Signed with San Diego as an undrafted rookie free agent (5/13/14)...Waived by San Diego (8/30/14)...Signed to San Diego practice squad (9/1/14)...Signed to active roster by San Diego (11/29/14)...Acquired by Vikings via trade with San Diego (9/6/15)...Signed as a free agent with Carolina (3/23/18).

**GP/GS:** Career (30/15) [2/0]; 2017 (14/4) [2/0]; 2016 (14/10) [0/0]; 2015 (0/0) [0/0]; 2014 (2/1) [0/0].

**2017:** Started 4-of-15 games played...Helped the Minnesota Vikings rank seventh overall in rushing yards with 122.3...When in the starting lineup, the Vikings averaged 132.0 rushing yards per game, higher than the team average of 122.3 rushing yards per game...Ranked eighth as a team in lowest number of sacks allowed...Helped the Vikings rank ninth in total passing yards...**Vs. Green Bay (10/15):** No sacks allowed...**Vs. Baltimore (10/22):** No sacks allowed in second-consecutive game started.

**POSTSEASON:** **Vs. New Orleans (1/14):** Saw action as a reserve offensive lineman and on special teams...**At Philadelphia (1/21):** Saw action as a reserve offensive lineman and on special teams.

**COLLEGE:** Started 41 of his 53 career games played...Huskers moved to Big Ten in 2011, his sophomore season...All-Big Ten Honorable Mention as senior and 2nd-Team as a junior...Academic All-Big Ten as a senior...2013 Recipient of Nebraska's Guy Chamberlain Award, honoring the player who contributes to betterment of the University on and off the field...Started opening eight games of senior year at left tackle and final five at right tackle...Started every game as a junior for Big Ten's top total offense...Did not start as sophomore after coming off spring shoulder injury...Started every game as redshirt freshman in 2010 at left tackle for Big 12 North champs...Redshirted in 2009.

**PERSONAL:** Earned degree in management from Nebraska and played his senior year as a grad student.

ADMINISTRATION  
& COACHES

JEREMIAH  
SIRLES

ROOKIES

2017 IN REVIEW

RECORDS

TEAM HISTORY

REFERENCE

# TORREY SMITH

WIDE RECEIVER • MARYLAND

8TH NFL SEASON  
1ST PANTHERS SEASON



Ht: 6-0 Wt: 205 • Born: January 26, 1989 • NFL Games Played/Started: 108/100 [11/10] • Acquired: TR-18 (PHI)

## NFL RANKINGS

- Ranks third in the NFL in yards per reception (min. 200 receptions) since 2011, averaging 16.6 yards per catch.
- Ranks third in the NFL in third-down receiving average (min. 50 receptions) since 2011, averaging 17.7 yards per catch on third down.

## HONORS

- 3x Walter Payton NFL Man of the Year nominee (2013, 2014, 2016)
- 2x NFLPA Byron "Whizzer" White Award team nominee (2016, 2014)

## PRO CAREER

- Won two Super Bowls in career (Super LII with Philadelphia, Super Bowl XLVII with Baltimore)
- Totaled 266 catches for 4,521 yards (17.0 ypc) and 37 touchdowns in 92 career games, while posting 414 yards and four touchdowns on 20 catches in eight postseason contests.
- Totaled eight career 100-yard receiving games in regular season.
- Played in all 16 regular season games with 14 starts for Philadelphia in 2017...Recorded 36 catches for 430 yards and two touchdowns...Also started all three postseason games for the Eagles, reeling in 13 receptions for 157 yards and one touchdown.
- Started all 12 games played for San Francisco in 2016...Posted 20 receptions for 267 yards and three touchdowns.
- Played in all 16 games, starting 12 of the contests, in his first season with San Francisco in 2015...Tallied 33 receptions for 663 yards and four touchdowns...Led all NFL receivers with a 20.1-yard average per catch.
- Started every regular season game along with two postseason games for Baltimore in 2014...Recorded 49 catches for 767 yards and a career-best 11 receiving touchdowns...His 11 touchdown catches stand as the second best single-season total in Ravens franchise history.
- Started all 16 games for Baltimore in 2013...Had a career-year with 65 receptions for 1,128 receiving yards, both career-highs...Added four receiving touchdowns.
- Started every regular season game and all four post-season games for the Super Bowl Champion Baltimore Ravens in 2012...Recorded 49 catches for 855 yards and eight touchdowns...In the postseason, caught 11 passes for 233 yards and two touchdowns.

• Played in all 16 regular season games for Baltimore in 2011, starting 14 of the contests...Recorded 50 receptions for 841 yards and seven touchdowns...Played in two post-season games and caught four passes for 91 yards and one touchdown.

**TRANSACTIONS:** Selected by Baltimore in the second round (58th overall) of 2011 NFL Draft...Signed as a free agent by San Francisco (3/11/15)...Placed on injured reserve with a concussion (12/23/16)...Released by San Francisco (3/7/17)...Signed as a free agent by Philadelphia (3/10/17)...Traded by Philadelphia to Carolina in exchange for cornerback Daryl Worley (3/14/18).

**GP/GS:** Career (108/100) [11/10]: 2017 (16/14) [3/3]; 2016 (12/12) [0/0]; 2015 (16/12) [0/0]; 2014 (16/16) [2/2]; 2013 (16/16) [0/0]; 2012 (16/16) [4/4]; 2011 (16/14) [2/1].

**2017:** In first season with Philadelphia, played in 16 games with 14 starts, along with starts in all three post-season games...Tallied 36 receptions for 430 receiving yards and two touchdowns...Added 13 catches in the postseason for 157 yards and one touchdown...**At Los Angeles Rams (12/10/17):** Caught six passes for a season-high 100 yards...First game with at least 100 receiving yards since tallying 120 yards as a member of the 49ers at Pittsburgh (9/20/15)...**NFC Championship vs. Minnesota (1/21/18):** Reeled in five receptions for 69 yards and one touchdown...Scored on a 41-yard catch from quarterback Nick Foles in the third quarter, second longest postseason catch

**COLLEGE:** Played three seasons at the University of Maryland...Finished his collegiate career ranked third in school history with 152 receptions and second with 2,215 receiving yards...Scored 19 total touchdowns for the Terrapins...Earned First-Team All-ACC honors as a junior in 2010...Named First-Team All-ACC in 2009 at wide receiver and kickoff returner as a sophomore.

**PERSONAL:** Majored in criminology and criminal justice at Maryland...Earned MBA from the University of Miami (Fla.) in 2017...Attended Stafford High School in Falmouth, Va.

ADMINISTRATION  
& COACHES

TORREY  
SMITH

ROOKIES

2017 IN REVIEW

RECORDS

TEAM HISTORY

REFERENCE

# TORREY SMITH CAREER STATISTICS

## RECEIVING

Year	Team	GP	GS	No	Yds	Avg	Lg	TD
2011	Baltimore	16	14	50	841	16.8	74t	7
2012	Baltimore	16	16	49	855	17.4	54	8
2013	Baltimore	16	16	65	1,128	17.4	74	4
2014	Baltimore	16	16	49	767	15.7	53	11
2015	San Francisco	16	12	33	663	11.9	76t	4
2016	San Francisco	12	12	20	267	13.4	53t	3
2017	Philadelphia	16	14	36	430	11.9	59t	2
<b>Totals</b>		<b>108</b>	<b>100</b>	<b>302</b>	<b>4,951</b>	<b>16.4</b>	<b>76t</b>	<b>39</b>

## RUSHING

Year	Team	Att	Yds	Avg	Lg	TD
2011	Baltimore	4	39	9.8	16	0
2012	Baltimore	3	9	3.0	13	0
2017	Philadelphia	1	-3	-3.0	0	0
<b>Totals</b>		<b>8</b>	<b>45</b>	<b>5.6</b>	<b>16</b>	<b>0</b>

## PUNT RETURNS

Year	Team	No	Yds	Avg	Lg	TD
2017	Philadelphia	1	9	9.0	9	0
<b>Totals</b>		<b>1</b>	<b>9</b>	<b>9.0</b>	<b>9</b>	<b>0</b>

## KICKOFF RETURNS

Year	Team	No	Yds	Avg	Lg	TD
2011	Baltimore	1	24	24.0	24	0
2016	San Francisco	1	13	13.0	13	0
<b>Totals</b>		<b>2</b>	<b>37</b>	<b>18.5</b>	<b>24</b>	<b>0</b>

## POSTSEASON

### RECEIVING

Year	Team	GP	GS	No	Yds	Avg	Lg	TD
2011	Baltimore	2	1	4	91	22.8	42	1
2012	Baltimore	4	4	11	233	21.2	59t	2
2014	Baltimore	2	2	5	90	18.0	35	1
2017	Philadelphia	3	3	13	157	12.1	41t	1
<b>Totals</b>		<b>11</b>	<b>10</b>	<b>33</b>	<b>571</b>	<b>17.3</b>	<b>59t</b>	<b>5</b>

### RUSHING

Year	Team	Att	Yds	Avg	Lg	TD
2012	Baltimore	1	0	0.0	-	0
<b>Totals</b>		<b>1</b>	<b>0</b>	<b>0.0</b>	<b>0</b>	<b>0</b>

## SINGLE-GAME CAREER HIGHS

<b>RECEPTIONS</b>	7	2x, last vs. Cleveland (9/15/13)
<b>RECEIVING YARDS</b>	166	at Buffalo (9/29/13)
<b>LONG RECEPTION</b>	76	vs. Baltimore (10/18/15)
<b>RECEIVING TDS</b>	3	at St. Louis Rams (9/25/11)
<b>LONG TD RECEPTION</b>	76	vs. Baltimore (10/18/15)

# TORREY SMITH GAME-BY-GAME

## 2017 PHILADELPHIA

Date	Opp	W/L	P/S	Rec	Yds	Avg	LG	TD
09/10	@ Washington	W	S	1	30	30.0	30	0
09/17	@ Kansas City	L	S	4	66	16.5	24	0
09/24	NEW YORK GIANTS	W	S	4	29	7.3	14	0
10/01	@ Los Angeles Chargers	W	P	1	9	9.0	9	0
10/08	ARIZONA	W	S	3	70	23.3	59t	1
10/12	@ Carolina	W	S	1	6	6.0	6	0
10/23	WASHINGTON	W	S	0	0	-	-	-
10/29	SAN FRANCISCO	W	S	0	0	-	-	-
11/05	DENVER	W	S	1	11	11.0	11	0
11/19	@ Dallas	W	S	3	28	9.3	11t	1
11/26	CHICAGO	W	P	4	30	7.5	11	0
12/03	@ Seattle	L	S	5	29	5.8	11	0
12/10	@ Los Angeles Rams	W	S	6	100	16.7	46	0
12/17	@ New York Giants	W	S	2	17	8.5	10	0
12/25	OAKLAND	W	S	1	5	5.0	5	0
12/31	DALLAS	L	S	0	0	-	-	-

<b>TOTALS</b>			<b>16/14</b>	<b>36</b>	<b>430</b>	<b>11.9</b>	<b>59t</b>	<b>2</b>
---------------	--	--	--------------	-----------	------------	-------------	------------	----------

## POSTSEASON

01/13	ATLANTA	W	S	3	39	13.0	20	0
01/21	MINNESOTA	W	S	5	69	13.8	41t	1
02/04	@ New England	W	S	5	49	9.8	17	0

<b>TOTALS</b>			<b>3/3</b>	<b>13</b>	<b>157</b>	<b>12.1</b>	<b>41</b>	<b>1</b>
---------------	--	--	------------	-----------	------------	-------------	-----------	----------

## 2016 SAN FRANCISCO

Date	Opp	W/L	P/S	Rec	Yds	Avg	Long	TD
09/12	LOS ANGELES RAMS	W	S	2	13	6.5	15	0
09/18	@ Carolina	L	S	3	55	18.3	28t	1
09/25	@ Seattle	L	S	3	35	11.7	13	0
10/02	DALLAS	L	S	1	3	3.0	3	0
10/06	ARIZONA	L	S	0	0	-	-	0
10/16	@ Buffalo	L	S	3	76	25.3	53t	1
10/23	TAMPA BAY	L	S	1	17	17.0	17	0
11/06	NEW ORLEANS	L	S	2	18	9.0	13	0
11/13	@ Arizona	L	S	2	26	13.0	21	0
11/20	NEW ENGLAND	L		INACTIVE - SHOULDER				
11/27	@ Miami	L	S	3	24	8.0	17	1
12/04	@ Chicago	L	S	0	0	-	-	0
12/11	N.Y. JETS	L	S	0	0	-	-	0
12/18	@ Atlanta	L		INACTIVE - CONCUSSION				
12/24	@ Los Angeles Rams	W		INJURED RESERVE - CONCUSSION				
01/01	SEATTLE	L		INJURED RESERVE - CONCUSSION				

<b>TOTALS</b>			<b>12/12</b>	<b>20</b>	<b>267</b>	<b>13.4</b>	<b>53</b>	<b>3</b>
---------------	--	--	--------------	-----------	------------	-------------	-----------	----------

## 2015 SAN FRANCISCO

Date	Opp	W/L	P/S	Rec	Yds	Avg	Long	TD
09/14	MINNESOTA	W	P	1	11	11.0	11	0
09/20	@ Pittsburgh	L	P	6	120	20.0	75t	1
09/27	@ Arizona	L	S	0	0	-	-	0
10/04	GREEN BAY	L	S	2	54	27.0	47	0
10/11	@ New York Giants	L	P	2	42	21.0	25	0
10/18	BALTIMORE	W	S	3	96	32.0	76t	1
10/22	SEATTLE	L	S	0	0	-	-	0
11/01	@ St. Louis Rams	L	S	2	19	9.5	11	0
11/08	ATLANTA	W	S	2	44	22.0	26	0
11/22	@ Seattle	L	P	1	16	16.0	16	0
11/29	ARIZONA	L	S	2	51	25.5	41	0
12/06	@ Chicago	W	S	2	76	38.0	71t	1
12/13	@ Cleveland	L	S	1	17	17.0	17	0
12/20	CINCINNATI	L	S	2	33	16.5	17	0
12/27	@ Detroit	L	S	2	23	11.5	16t	1
01/03	ST. LOUIS RAMS	W	S	5	61	12.2	31	0
<b>TOTALS</b>			<b>16/12</b>	<b>33</b>	<b>663</b>	<b>11.9</b>	<b>76t</b>	<b>4</b>

## 2014 BALTIMORE

Date	Opp	W/L	P/S	Rec	Yds	Avg	Long	TD
09/07	CINCINNATI	L	S	3	53	16.7	25	0
09/11	PITTSBURGH	W	S	1	10	10.0	10	0
09/21	@ Cleveland	W	S	2	25	12.5	18	0
09/28	CAROLINA	W	S	2	53	26.5	29	1
10/05	@ Indianapolis	L	S	3	38	12.7	20	0
10/12	@ Tampa Bay	W	S	4	51	12.8	18	2
10/19	ATLANTA	W	S	3	81	27.0	39t	1
10/26	@ Cincinnati	L	S	0	0	-	-	0
11/02	@ Pittsburgh	L	S	4	63	15.8	35t	1
11/09	TENNESSEE	W	S	5	75	15.0	32t	1
11/24	@ New Orleans	W	S	5	98	19.6	40	0
11/30	SAN DIEGO	L	S	6	65	10.8	17	2
12/07	@ Miami	W	S	-	-	-	-	-
12/14	JACKSONVILLE	W	S	2	16	8.0	12	0
12/21	@ Houston	L	S	5	59	11.8	20t	2
12/28	CLEVELAND	W	S	4	83	20.8	53	1
<b>TOTALS</b>			<b>16/16</b>	<b>49</b>	<b>767</b>	<b>15.7</b>	<b>53</b>	<b>11</b>

## POSTSEASON

01/03	@ Pittsburgh	W	S	2	28	14.0	17	1
01/10	@ New England	L	S	3	62	20.7	35	0
<b>TOTALS</b>			<b>2/2</b>	<b>5</b>	<b>90</b>	<b>18.0</b>	<b>35</b>	<b>1</b>

## 2013 BALTIMORE

Date	Opp	W/L	P/S	Rec	Yds	Avg	Long	TD
09/05	@ Denver	L	S	4	92	23.0	34	0
09/15	CLEVELAND	W	S	7	85	12.1	27	0
09/22	HOUSTON	W	S	5	92	18.4	48	0
09/29	@ Buffalo	L	S	5	166	33.2	74	1
10/06	@ Miami	W	S	6	121	20.2	41	0
10/13	GREEN BAY	L	S	1	12	12.0	12	0
10/20	@ Pittsburgh	L	S	3	61	20.3	41	0
11/03	@ Cleveland	L	S	5	78	15.6	46	0
11/10	CINCINNATI	W	S	5	46	9.2	18	1
11/17	@ Chicago	L	S	5	32	6.4	13	1
11/24	NEW YORK JETS	W	S	2	74	37.0	60	0
11/28	PITTSBURGH	W	S	6	93	15.5	54	1
12/08	MINNESOTA	W	S	1	11	11.0	11	0
12/16	@ Detroit	W	S	4	69	17.3	25	0
12/22	NEW ENGLAND	L	S	3	69	23.0	42	0
12/29	@ Cincinnati	L	S	3	27	9.0	14	0
<b>TOTALS</b>			<b>16/16</b>	<b>65</b>	<b>1,128</b>	<b>17.4</b>	<b>74</b>	<b>4</b>



## 2012 BALTIMORE

Date	Opp	W/L	P/S	Rec	Yds	Avg	Long	TD
09/10	CINCINNATI	W	S	2	57	28.5	52	0
09/16	@ Philadelphia	L	S	2	51	25.5	40	0
09/23	NEW ENGLAND	W	S	6	127	21.2	38	2
09/27	CLEVELAND	W	S	6	97	16.2	34	1
10/07	@ Kansas City	W	S	3	38	12.7	26	0
10/14	DALLAS	W	S	2	24	12.0	19t	1
10/21	@ Houston	L	S	4	41	10.3	15	0
11/04	@ Cleveland	W	S	4	46	11.5	26	1
11/11	OAKLAND	W	S	2	67	33.5	47t	2
11/18	@ Pittsburgh	W	S	1	7	7.0	7	0
11/25	@ San Diego	W	S	7	144	20.6	54	0
12/02	PITTSBURGH	L	S	3	33	11.0	13	0
12/09	@ Washington	L	S	1	21	21.0	21	0
12/23	DENVER	L	S	1	14	14.0	14	0
12/23	NEW YORK GIANTS	W	S	5	88	17.6	43	1
12/30	@ Cincinnati	L	S	0	0	-	-	0
<b>TOTALS</b>			<b>16/16</b>	<b>49</b>	<b>855</b>	<b>17.4</b>	<b>54</b>	<b>8</b>

### POSTSEASON

01/16	INDIANAPOLIS	W	S	2	31	15.5	22	0
01/12	@ Denver	W	S	3	98	32.7	59t	2
01/20	@ New England	W	S	4	69	17.3	25	0
02/03	@ San Francisco	W	S	2	35	17.5	20	0
<b>TOTALS</b>			<b>4/4</b>	<b>11</b>	<b>233</b>	<b>21.2</b>	<b>59t</b>	<b>2</b>

## 2011 BALTIMORE

Date	Opp	W/L	P/S	Rec	Yds	Avg	Long	TD
09/11	PITTSBURGH	W	P	0	0	-	-	0
09/18	@ Tennessee	L	P	0	0	-	-	0
09/25	@ St. Louis Rams	W	S	5	152	30.4	74t	3
10/02	NEW YORK JETS	W	S	1	1	1.0	1	0
10/16	HOUSTON	W	S	3	84	28.0	51	0
10/24	@ Jacksonville	L	S	3	32	10.7	20	0
10/30	ARIZONA	W	S	3	57	19.0	36	0
11/06	@ Pittsburgh	W	S	5	71	14.2	29	1
11/13	@ Seattle	L	S	3	28	9.3	14	0
11/20	CINCINNATI	W	S	6	165	27.5	49	1
11/24	SAN FRANCISCO	W	S	2	23	11.5	12	0
12/04	@ Cleveland	W	S	1	32	32.0	32	0
12/11	INDIANAPOLIS	W	S	5	48	9.6	17	1
12/18	@ San Diego	L	S	6	77	12.8	36t	1
12/24	CLEVELAND	W	S	2	38	19.0	29	0
01/01	@ Cincinnati	W	S	5	33	6.6	13	0
<b>TOTALS</b>			<b>16/14</b>	<b>50</b>	<b>841</b>	<b>16.8</b>	<b>74t</b>	<b>7</b>

### POSTSEASON

01/15	HOUSTON	W	S	1	9	9.0	9	0
01/22	@ New England	L	P	3	82	27.3	42	1
<b>TOTALS</b>			<b>2/1</b>	<b>4</b>	<b>91</b>	<b>22.8</b>	<b>42</b>	<b>1</b>

# DEZMEN SOUTHWARD

SAFETY • WISCONSIN

3RD NFL SEASON  
3RD PANTHERS SEASON



Ht: 6-2 Wt: 208 • Born: October 1, 1991 • NFL Games Played/Started: 20/0 [0/0] • Acquired: FA-16

## PRO CAREER

- Played in first game as a Panther at Detroit (10/8/17).
- Suffered bicep injury in 2016 preseason with Indianapolis...Reached injury settlement and then signed to Carolina's practice squad in final week of season.
- Played in three games, recording one tackle, for Atlanta in 2015...Also spent time on the Indianapolis practice squad.
- Played in 16 games, posting 20 tackles, one sack, one interception and two passes defended for Atlanta in 2014.
- Recorded first career sack at Carolina (11/16/14).
- Picked first career interception against Cleveland (11/23/14).

**TRANSACTIONS:** Selected in the third round (68th overall) of the 2014 NFL Draft by Atlanta (5/9/14)...Waived by Atlanta (11/6/15)...Signed to practice squad by Indianapolis (11/10/15)...Signed as a free agent by Indianapolis (1/5/16)...Placed on injured reserve with an injured left bicep by Indianapolis (8/30/16)...Waived/injury settlement by Indianapolis (9/7/16)...Signed to practice squad by Carolina (12/28/16)...Signed as a free agent by Carolina (1/12/17)...Waived by Carolina (9/2/17)...Signed to Carolina practice squad (9/3/17)...Signed to active roster from practice squad (10/6/17)...Waived by Carolina (10/16/17)...Signed to Carolina practice squad (10/17/17)...Signed reserve future contract with Carolina (1/8/18).

**GP/GS:** Career (20/0) [0/0]; 2017 (1/0) [0/0]; 2016 (0/0) [0/0]; 2015 (3/0) [0/0]; 2014 (16/0) [0/0].

**2017:** Saw action in one game for Carolina and was inactive for one game...Spent 14 games on practice squad...**At Detroit (10/8):** Saw Action...Did not record any statistics.

**COLLEGE:** Set a school record by playing in 54 consecutive games with 30 starts at Wisconsin...Totaled 152 tackles, two interceptions, 11 passes defended, four forced fumbles and one fumble recovery...All-Big 10 Conference honorable mention as a senior in 2013...Started 13 games...Produced 40 tackles, one interception, five passes defended, one forced fumble and one fumble recovery...All-Big 10 Conference honorable mention as a junior in 2012...Started 14 games...Compiled 69 tackles, one interception, four passes defended and one forced fumble...As a sophomore in 2011, played in 14 games with three starts...Registered 35 tackles, two passes defended and two forced fumbles...Saw action in 13 games in 2010 freshman season...Notched eight tackles...Red-shirted as a true freshman in 2009.

**PERSONAL:** Attended St. Thomas Aquinas High School in Fort Lauderdale, Fla...Majored in agricultural business with a focus in communication at Wisconsin.

## DEZMEN SOUTHWARD CAREER STATISTICS

Year	Team	GP/GS	Tot	T	A	Sack	Yds	INT	Yds	Lg	TD	PD	FF	FR	Yds	TD
2014	Atlanta	16/0	20	13	7	1.0	6.0	1	-5	0	0	2	0	0	0	0
2015	Atlanta	3/0	1	1	0	0.0	0.0	0	0	0	0	0	0	0	0	0
2017	Carolina	1/0	0	0	0	0.0	0.0	0	0	0	0	0	0	0	0	0
<b>Totals</b>		<b>20/0</b>	<b>21</b>	<b>14</b>	<b>7</b>	<b>1.0</b>	<b>6.0</b>	<b>1</b>	<b>-5</b>	<b>0</b>	<b>0</b>	<b>2</b>	<b>0</b>	<b>0</b>	<b>0</b>	<b>0</b>

## ADDITIONAL STATISTICS

**SPECIAL TEAMS TACKLES:** 2014 (6)

## SINGLE-GAME CAREER HIGHS

<b>TACKLES</b>	4	at Minnesota (9/28/14)
<b>SACKS</b>	1.0	at Carolina (11/16/14)
<b>INTERCEPTIONS</b>	1	vs. Cleveland (11/23/14)
<b>PASSES DEFENSED</b>	1	2x, last vs. Cleveland (11/23/14)

ADMINISTRATION  
& COACHES

DEZMEN  
SOUTHWARD

ROOKIES

2017 IN REVIEW

RECORDS

TEAM HISTORY

REFERENCE

# DEZMEN SOUTHWARD GAME-BY-GAME

## 2017 CAROLINA

Date	Opp	W/L	P/S	T	S	A	SACK	QBP	FR	FF	PD	INT	YDS	LG	TD
09/10	@ San Francisco	W						practice squad							
09/17	BUFFALO	W						practice squad							
09/24	NEW ORLEANS	L						practice squad							
10/01	@ New England	W						practice squad							
10/08	@ Detroit	W	P	0	0	0	0.0	0	0	0	0	-	-	-	0
10/12	PHILADELPHIA	L						INACTIVE							
10/22	@ Chicago	L						practice squad							
10/29	@ Tampa Bay	W						practice squad							
11/05	ATLANTA	W						practice squad							
11/13	MIAMI	W						practice squad							
11/26	@ New York Jets	W						practice squad							
12/03	@ New Orleans	L						practice squad							
12/10	MINNESOTA	W						practice squad							
12/17	GREEN BAY	W						practice squad							
12/24	TAMPA BAY	W						practice squad							
12/31	@ Atlanta	L						practice squad							
<b>TOTALS</b>			<b>1/0</b>	<b>0</b>	<b>0</b>	<b>0</b>	<b>0.0</b>	<b>0</b>	<b>0</b>	<b>0</b>	<b>0</b>	<b>0</b>	<b>0</b>	<b>0</b>	<b>0</b>

## POSTSEASON

01/07	@ New Orleans	L						practice squad							
<b>TOTALS</b>			<b>0/0</b>	<b>0</b>	<b>0</b>	<b>0</b>	<b>0.0</b>	<b>0</b>	<b>0</b>	<b>0</b>	<b>0</b>	<b>0</b>	<b>0</b>	<b>0</b>	<b>0</b>

## 2015 ATLANTA

Date	Opp	W/L	P/S	T	S	A	SACK	QBP	FR	FF	PD	INT	YDS	LG	TD
09/14	PHILADELPHIA	W						INACTIVE							
09/20	@ New York Giants	W	P	0	0	0	0.0	-	0	0	0	-	-	-	0
09/27	@ Dallas	W	P	0	0	0	0.0	-	0	0	0	-	-	-	0
10/04	HOUSTON	W	P	1	1	0	0.0	-	0	0	0	-	-	-	0
10/11	WASHINGTON	W						INACTIVE							
10/15	@ New Orleans	L						INACTIVE							
10/25	@ Tennessee	W						INACTIVE							
11/01	TAMPA BAY	L						INACTIVE							
<b>TOTALS</b>			<b>3/0</b>	<b>1</b>	<b>1</b>	<b>0</b>	<b>0.0</b>	<b>-</b>	<b>0</b>	<b>0</b>	<b>0</b>	<b>0</b>	<b>0</b>	<b>0</b>	<b>0</b>

## 2014 ATLANTA

Date	Opp	W/L	P/S	T	S	A	SACK	QBP	FR	FF	PD	INT	YDS	LG	TD
09/07	NEW ORLEANS	W	P	0	0	0	0.0	-	0	0	0	-	-	-	0
09/15	@ Cincinnati	L	P	0	0	0	0.0	-	0	0	0	-	-	-	0
09/18	TAMPA BAY	W	P	0	0	0	0.0	-	0	0	0	-	-	-	0
09/28	@ Minnesota	L	P	4	2	2	0.0	-	0	0	0	-	-	-	0
10/05	@ New York Giants	L	P	3	2	1	0.0	-	0	0	0	-	-	-	0
10/12	CHICAGO	L	P	0	0	0	0.0	-	0	0	1	-	-	-	0
10/19	@ Baltimore	L	P	0	0	0	0.0	-	0	0	0	-	-	-	0
10/26	DETROIT	L	P	2	1	1	0.0	-	0	0	0	-	-	-	0
11/09	@ Tampa Bay	W	P	3	3	0	0.0	-	0	0	0	-	-	-	0
11/16	@ Carolina	W	P	2	2	0	1.0	-	0	0	0	-	-	-	0
11/23	CLEVELAND	L	P	2	1	1	0.0	-	0	0	1	1	-5	-5	0
11/30	ARIZONA	W	P	0	0	0	0.0	-	0	0	0	-	-	-	0
12/08	@ Green Bay	L	P	0	0	0	0.0	-	0	0	0	-	-	-	0
12/14	PITTSBURGH	L	P	0	0	0	0.0	-	0	0	0	-	-	-	0
12/21	@ New Orleans	W	P	2	1	1	0.0	-	0	0	0	-	-	-	0
12/28	CAROLINA	L	P	2	1	1	0.0	-	0	0	0	-	-	-	0
<b>TOTALS</b>			<b>16/0</b>	<b>20</b>	<b>13</b>	<b>7</b>	<b>1.0</b>	<b>-</b>	<b>0</b>	<b>0</b>	<b>2</b>	<b>1</b>	<b>-5</b>	<b>-5</b>	<b>0</b>

# SHAQ THOMPSON

LINEBACKER • WASHINGTON

4TH NFL SEASON  
4TH PANTHERS SEASON



Ht: 6-0 Wt: 230 • Born: April 21, 1994 • NFL Games Played/Started: 42/36 [4/4] • Acquired: D1-15

## PRO CAREER

• Played in 14 games with a career-high 14 starts for Carolina in 2017...Set career high with 75 total tackles, six quarterback pressures and two sacks.

• Recorded a season-best nine tackles at New England (10/1/17).

• In 2017, helped mark the first time in franchise history that Carolina had not allowed a touchdown through the first two games of the season and the Panthers became the first team in the NFL to accomplish the feat since the 2010 Baltimore Ravens...Helped Carolina become the first NFL team since 1981 to allow three points or fewer in each of the first two games of a season.

• Played in 14 games with 12 starts in 2016...Set career-highs with 70 tackles, four quarterback pressures, one interception and two fumble recoveries, including one returned for a touchdown.

• Scored first-career touchdown vs. San Francisco (9/18/16), returning a Carlos Hyde fumble nine yards to the end zone.

• Established a career high with 11 tackles at New Orleans (10/16/16)...Matched career high vs. Atlanta (12/24/16).

• Recorded first career interception vs. San Diego (12/11/16), picking off quarterback Philip Rivers.

• Played in 14 games with 10 starts for Carolina as a rookie in 2015...Started all three postseason contests, including Super Bowl 50 vs. Denver (2/7/16)...Posted 61 tackles, one sack, two quarterback pressures and four passes defended in rookie season.

• Contributed to unit that ranked sixth in the NFL in total defense and scoring defense in 2015.

• Made NFL Debut and recorded first career start at Jacksonville (9/13/15).

**TRANSACTIONS:** Selected in the first round (25th overall) of the 2015 NFL Draft by Carolina (4/30/15).

**GP/GS:** Career (42/36) [4/4]; 2017 (14/14) [1/1]; 2016 (14/12) [0/0]; 2015 (14/10) [3/3].

**2017:** Played in 14 games with a career-high 14 starts... Set career high with 75 total tackles, six quarterback pressures and two sacks...Inactive for two games with foot injury...**At San Francisco (9/10):** Started at linebacker...Recorded three tackles and one sack...Brought down 49ers quarterback Brian Hoyer for a seven-yard loss in the first quarter...**At New England (10/1):** Started at linebacker...Recorded a season-best nine tackles...**At Detroit (10/8):** Started at linebacker and recorded eight tackles,

one sack and one quarterback pressure...Recorded second sack of the season in the fourth quarter, dropping quarterback Matt Stafford for an eight-yard loss in the fourth quarter...**At Chicago (10/22):** Started at linebacker...Led the team with seven tackles...**Vs. Atlanta (11/5):** Started at linebacker and recorded one tackle...Forced a fumble on Carolina's first punt of the game...**Vs. Minnesota (12/10):** Inactive with a foot injury...**Vs. Green Bay (12/17):** Inactive with a foot injury...**Vs. Tampa Bay (12/24):** Returned to play after missing the previous two games with a foot injury...Started at linebacker and tallied five tackles...**At Atlanta (12/31):** Started at linebacker and tallied seven tackles...Added one special teams tackle.

**POSTSEASON: At New Orleans (1/7):** Started at linebacker...Tallied seven tackles.

**COLLEGE:** Three-year starter and three-time All-Pac 12 honoree at Washington...Entered NFL following junior season...Played in 40 games with 38 starts...Produced 233 tackles, 15 tackles for loss, 3.5 sacks, three forced fumbles, five fumble recoveries, five interceptions and 16 passes defended...Earned the Paul Hornung Award in 2014, given to the nation's most versatile player...First-team All-Pac 12 selection at both linebacker and all-purpose/special teams...Made 10 starts at linebacker and three at running back...Scored six touchdowns – four on defense and two on offense...Became the first player in school history to have two defensive touchdowns in the same game when he scored on a 36-yard interception return and 52-yard fumble return versus Illinois.

**PERSONAL:** Attended Grant Union High School in Sacramento, Calif...Majored in American Ethics at Washington...Drafted by the Boston Red Sox in the 18th round of the 2012 MLB Draft and played one season of rookie-level ball in the Gulf Coast League.

## SHAQ THOMPSON CAREER STATISTICS

Year	Team	GP/GS	Tot	T	A	Sack	Yds	INT	Yds	Lg	TD	PD	FF	FR	Yds	TD
2015	Carolina	14/10	61	42	19	1.0	0.0	0	0	0	0	4	0	0	0	0
2016	Carolina	14/12	70	56	14	0.0	0.0	1	12	12	0	3	0	2	9	1
2017	Carolina	14/14	75	56	19	2.0	15.0	0	0	0	0	1	0	0	0	0
<b>Totals</b>		<b>42/36</b>	<b>206</b>	<b>154</b>	<b>52</b>	<b>3.0</b>	<b>15.0</b>	<b>1</b>	<b>12</b>	<b>12</b>	<b>0</b>	<b>8</b>	<b>0</b>	<b>2</b>	<b>9</b>	<b>1</b>

### POSTSEASON

Year	Team	GP/GS	Tot	T	A	Sack	Yds	INT	Yds	Lg	TD	PD	FF	FR	Yds	TD
2015	Carolina	3/3	9	8	1	0.0	0.0	0	0	0	0	0	0	0	0	0
2017	Carolina	1/1	7	6	1	0.0	0.0	0	0	0	0	0	0	0	0	0
<b>Totals</b>		<b>4/4</b>	<b>16</b>	<b>14</b>	<b>2</b>	<b>0.0</b>	<b>0.0</b>	<b>0</b>	<b>0</b>	<b>0</b>	<b>0</b>	<b>0</b>	<b>0</b>	<b>0</b>	<b>0</b>	<b>0</b>

### ADDITIONAL STATISTICS

**SPECIAL TEAMS TACKLES:** 2015 (5); 2015 Postseason (1); 2016 (2); 2017 (3).

**SPECIAL TEAMS FORCED FUMBLES:** 2017 (1).

### SINGLE-GAME CAREER HIGHS

<b>TACKLES</b>	11	2x, last vs. Atlanta (12/24/16)
<b>SACKS</b>	1	3x, last at Detroit (10/8/17)
<b>INTERCEPTIONS</b>	1	vs. San Diego (12/11/16)
<b>FUMBLE RECOVERIES</b>	1	2x, last vs. San Francisco (9/18/16)

## SHAQ THOMPSON GAME-BY-GAME

### 2017 CAROLINA

Date	Opp	W/L	P/S	T	S	A	SACK	QBP	FR	FF	PD	INT	YDS	LG	TD
09/10	@ San Francisco	W	S	3	2	1	1.0	0	0	0	0	-	-	-	0
09/17	BUFFALO	W	S	3	2	1	0.0	0	0	0	0	-	-	-	0
09/24	NEW ORLEANS	L	S	7	6	1	0.0	0	0	0	0	-	-	-	0
10/01	@ New England	W	S	9	9	0	0.0	0	0	0	0	-	-	-	0
10/08	@ Detroit	W	S	8	5	3	1.0	1	0	0	0	-	-	-	0
10/12	PHILADELPHIA	L	S	8	6	2	0.0	3	0	0	1	-	-	-	0
10/22	@ Chicago	L	S	7	6	1	0.0	0	0	0	0	-	-	-	0
10/29	@ Tampa Bay	W	S	5	2	3	0.0	0	0	0	0	-	-	-	0
11/05	ATLANTA	W	S	1	1	0	0.0	0	0	0	0	-	-	-	0
11/13	MIAMI	W	S	4	3	1	0.0	0	0	0	0	-	-	-	0
11/26	@ New York Jets	W	S	4	1	3	0.0	0	0	0	0	-	-	-	0
12/03	@ New Orleans	L	S	4	4	0	0.0	0	0	0	0	-	-	-	0
12/10	MINNESOTA	W					INACTIVE- FOOT								
12/17	GREEN BAY	W					INACTIVE- FOOT								
12/24	TAMPA BAY	W	S	5	5	0	0.0	1	0	0	0	-	-	-	0
12/31	@ Atlanta	L	S	7	4	3	0.0	1	0	0	0	-	-	-	0
<b>TOTALS</b>			<b>14/14</b>	<b>75</b>	<b>56</b>	<b>19</b>	<b>2.0</b>	<b>6</b>	<b>0</b>	<b>0</b>	<b>1</b>	<b>0</b>	<b>0</b>	<b>0</b>	<b>0</b>

### POSTSEASON

01/07	@ New Orleans	L	S	7	6	1	0.0	0	0	0	0	-	-	-	0
<b>TOTALS</b>			<b>1/1</b>	<b>7</b>	<b>6</b>	<b>1</b>	<b>0.0</b>	<b>0</b>	<b>0</b>	<b>0</b>	<b>0</b>	<b>0</b>	<b>0</b>	<b>0</b>	<b>0</b>

## 2016 CAROLINA

Date	Opp	W/L	P/S	T	S	A	SACK	QBP	FR	FF	PD	INT	YDS	LG	TD
09/08	@ Denver	L	P	4	3	1	0.0	0	1	0	0	-	-	-	0
09/18	SAN FRANCISCO	W	S	4	3	1	0.0	0	1	0	0	-	-	-	1
09/25	MINNESOTA	L	S	2	0	2	0.0	0	0	0	0	-	-	-	0
10/02	@ Atlanta	L	S	8	6	2	0.0	0	0	0	1	-	-	-	0
10/10	TAMPA BAY	L	S	7	6	1	0.0	0	0	0	0	-	-	-	0
10/16	@ New Orleans	L	S	11	10	1	0.0	0	0	0	1	-	-	-	0
10/30	ARIZONA	W	S	2	2	0	0.0	0	0	0	0	-	-	-	0
11/06	@ Los Angeles	W					INACTIVE - KNEE								
11/13	KANSAS CITY	L					INACTIVE - KNEE								
11/17	NEW ORLEANS	W	S	3	2	1	0.0	0	0	0	0	-	-	-	0
11/27	@ Oakland	L	P	0	0	0	0.0	0	0	0	0	-	-	-	0
12/04	@ Seattle	L	S	3	3	0	0.0	0	0	0	0	-	-	-	0
12/11	SAN DIEGO	W	S	7	5	2	0.0	1	0	0	0	-	-	-	0
12/19	@ Washington	W	S	2	1	1	0.0	1	0	0	0	-	-	-	0
12/24	ATLANTA	L	S	11	11	0	0.0	1	0	0	0	-	-	-	0
01/01	@ Tampa Bay	L	S	6	4	2	0.0	1	0	0	1	-	-	-	0
<b>TOTALS</b>			<b>14/12</b>	<b>70</b>	<b>56</b>	<b>14</b>	<b>0.0</b>	<b>4</b>	<b>2</b>	<b>0</b>	<b>3</b>	<b>0</b>	<b>0</b>	<b>0</b>	<b>1</b>

## 2015 CAROLINA

Date	Opp	W/L	P/S	T	S	A	SACK	QBP	FR	FF	PD	INT	YDS	LG	TD
09/13	@ Jacksonville	W	S	1	0	1	0.0	0	0	0	0	-	-	-	0
09/20	HOUSTON	W	S	5	5	0	0.0	0	0	0	0	-	-	-	0
09/27	NEW ORLEANS	W	S	8	6	2	1.0	0	0	0	0	-	-	-	0
10/04	@ Tampa Bay	W	S	5	3	2	0.0	1	0	0	0	-	-	-	0
10/18	@ Seattle	W	S	5	2	3	0.0	1	0	0	0	-	-	-	0
10/25	PHILADELPHIA	W					INACTIVE - KNEE								
11/02	INDIANAPOLIS	W					INACTIVE - KNEE								
11/08	GREEN BAY	W	S	1	0	1	0.0	0	0	0	0	-	-	-	0
11/15	@ Tennessee	W	P	2	1	1	0.0	0	0	0	0	-	-	-	0
11/22	WASHINGTON	W	P	5	3	2	0.0	0	0	0	1	-	-	-	0
11/26	@ Dallas	W	P	3	2	1	0.0	0	0	0	1	-	-	-	0
12/06	@ New Orleans	W	P	3	2	1	0.0	0	0	0	1	-	-	-	0
12/13	ATLANTA	W	S	4	2	2	0.0	0	0	0	0	-	-	-	0
12/20	@ New York Giants	W	S	5	5	0	0.0	0	0	0	0	-	-	-	0
12/27	@ Atlanta	L	S	6	5	1	0.0	0	0	0	0	-	-	-	0
01/03	TAMPA BAY	W	S	8	6	2	0.0	0	0	0	1	-	-	-	0
<b>TOTALS</b>			<b>14/10</b>	<b>61</b>	<b>42</b>	<b>19</b>	<b>1.0</b>	<b>2</b>	<b>0</b>	<b>0</b>	<b>4</b>	<b>0</b>	<b>0</b>	<b>0</b>	<b>0</b>

## POSTSEASON

01/17	SEATTLE	W	S	1	0	1	0.0	0	0	0	0	-	-	-	0
01/24	ARIZONA	W	S	3	3	0	0.0	0	0	0	0	-	-	-	0
02/07	@ Denver	L	S	5	5	0	0.0	0	0	0	0	-	-	-	0
<b>TOTALS</b>			<b>3/3</b>	<b>9</b>	<b>8</b>	<b>1</b>	<b>1.0</b>	<b>0</b>	<b>0</b>	<b>0</b>	<b>0</b>	<b>0</b>	<b>0</b>	<b>0</b>	<b>0</b>

# TRAI TURNER

GUARD • LSU

5TH NFL SEASON  
5TH PANTHERS SEASON



PRO BOWLS: 3  
2015, 2016, 2017

Ht: 6-3 Wt: 315 • Born: June 14, 1993 • NFL Games Played/Started: 58/54 [6/6] • Acquired: D3-14



## HONORS

- 3x Pro Bowl (2017, 2016, 2015)

## PRO CAREER

- Earned third consecutive Pro Bowl appearance in 2017...Started 13 games and one postseason game at right guard for Carolina in 2017.
- In 2017, helped the Panthers finish fourth in the NFL in rushing (131.4) and keyed the best rushing season for Cam Newton who finished with 754 yards.
- Helped the Carolina offense post 548 total net yards, a new franchise-record, vs. Miami (11/13/17).
- Started all 16 games, 13 at right guard and three at right tackle, for Carolina in 2016.
- Earned second-straight Pro Bowl appearance in 2016 after opening holes for Carolina to rank 10th in the NFL in rushing with an average of 113.4 yards per game.
- Started all 16 regular season games for Carolina in 2015...Started all three postseason contests, including Super Bowl 50 vs. Denver (2/7/16).
- Named to first career Pro Bowl in 2015...Helped Carolina set team records with an NFL-leading 500 points scored and 59 touchdowns and gain a team-record 357 first downs...Opened holes for Carolina to rank second in the NFL with 142.6 rushing yards per game.
- Helped offense set a franchise record at New Orleans (12/6/15) with 33 first downs, amass 497 total net yards, tied for the third-highest total in team history, and score six touchdowns, tied for the second-most in team history.
- Efforts in NFC Championship vs. Arizona (1/24/16) helped Carolina score 49 points, the second-most points in a conference championship game since the AFL-NFL merger in 1970...Contributed to offense that gained 476 total net yards, the second-most in a postseason game in team history.
- Played in 13 games with nine starts at right guard as a rookie for Carolina in 2014...Started final six games and both postseason games...Opened holes for the Panthers to rank seventh in the NFL in rushing in 2014, including a league-leading 975 yards over the last five games.
- Contributed to offense that tied a team record with 29 first downs and provided protection for an offensive unit that allowed no sacks on 46 pass plays at Cincinnati (10/12/14).

**TRANSACTIONS:** Selected in the third round (92nd overall) of the 2014 NFL Draft by Carolina (5/9/14)...Signed to contract extension by Carolina (7/21/17).

**GP/GS:** Career (58/54) [6/6]; 2017 (13/13) [1/1]; 2016

(16/16) [0/0]; 2015 (16/16) [3/3]; 2014 (13/9) [2/2].

**2017:** Started 13 games and one postseason game at right guard for Carolina...Inactive for three games under concussion protocol...Earned third consecutive Pro Bowl appearance...Helped the Panthers put together back-to-back 200-yard rushing games for the first time in franchise history...Helped the Panthers finish fourth in the NFL in rushing (131.4) and keyed the best rushing season for Cam Newton who finished with 754 yards...**At San Francisco (9/10):** Started at right guard and helped the team rush for 116 yards on 38 carries...Protected quarterback Cam Newton and did not allow a sack...**At Detroit (10/8):** Started at right guard and provided pass protection that produced a season-best 334 net passing yards and three touchdowns...**Vs. Atlanta (11/5):** Started at right guard...Blocking efforts helped the Panthers total 201 yards rushing...**Vs. Miami (11/13):** Started at right guard and helped the Carolina offense post 548 total net yards, a new franchise-record...Cleared running lanes for the Panthers to rush for 294 yards, the second-highest mark in team-history (299, vs. Tampa Bay 12/8/08)...First time in team history that Carolina posted back-to-back 200-yard rushing performances...**At New York Jets (11/26):** Started at right guard and helped the offense record 299 total net yards (145 rushing, 154 passing)...**Vs. Minnesota (12/10):** Started at right guard and was part of an offensive line that helped Carolina rush for 216 yards as a team, the most allowed by Minnesota all season.

**POSTSEASON:** **At New Orleans (1/7):** Started at right guard...Key member of a unit that provided protection for Cam Newton to set a franchise record for passing yards in a postseason game.

**COLLEGE:** Played in 25 games with 20 starts at right guard at LSU...Entered NFL following sophomore season...Delivered 115 knockdowns and 29 touchdown-resulting blocks...Surrendered just three sacks...Second-team All-SEC selection as a sophomore in 2013...Started 13 games...Opened holes for the Tigers to rush for 2,630 yards and a school-record 37 touchdowns...Provided protection for offense that passed for 3,263 yards - the third most in school history...As a freshman in 2012, played in 12 games with seven starts...Began season with the second team before being inserted in the starting lineup for the final seven games...Produced 51 knockdowns and eight touchdown-resulting blocks...Redshirted as a true freshman in 2011.

**PERSONAL:** Attended St. Augustine High School in New Orleans, La...Majored in sport administration at LSU.

ADMINISTRATION  
& COACHES

TRAI  
TURNER

ROOKIES

2017 IN REVIEW

RECORDS

TEAM HISTORY

REFERENCE

# GREG VAN ROTEN

CENTER • PENNSYLVANIA

4TH NFL SEASON  
2ND PANTHERS SEASON



Ht: 6-3 Wt: 305 • Born: February 26, 1990 • NFL Games Played/Started: 20/0 [0/0] • Acquired: FA-17

## PRO CAREER

- Played in 10 games for Carolina in 2017...Played primarily on special teams and saw action on offense in two games.
- Played in 32 games for the Toronto Argonauts of the CFL in the 2015 and 2016 seasons.
- Played in three games for Green Bay in 2013 before being placed on injured reserve.
- Saw action in seven games for Green Bay in 2012 after getting activated from the practice squad.

**TRANSACTIONS:** Signed as an undrafted free agent by Green Bay (7/25/12)...Waived by Green Bay (9/1/12)...Placed on Green Bay practice squad (9/2/12)...Activated from the Green Bay practice squad (10/13/12)...Designated injured reserve by Green Bay (10/15/13)...Waived by Green Bay (2/12/14)...Signed by Seattle (2/14/14)...Waived by Seattle (8/27/14)...Signed as a free agent by Jacksonville (2/27/17)...Waived by Jacksonville (5/1/17)...Signed as a free agent by Carolina (7/25/17)...Signed contract extension with Carolina (1/29/17).

**GP/GS:** Career (20/0) [0/0]; 2017 (10/0) [0/0]; 2013 (3/0) [0/0]; 2012 (7/0) [0/0].

**2017:** Played in 10 games for Carolina and was inactive for four games and did not play in two games...Inactive for lone postseason game...Key contributor on special teams and as a reserve lineman...**At Detroit (10/8)**...Made first appearance for Carolina on special teams...**At Tampa Bay (10/29)**...Made first appearance on offense, playing one snap...**vs. Miami (11/13)**...Played a season-high nine snaps on offense, helping Carolina set a franchise record with 548 net yards.

**COLLEGE:** Played from 2008-12 at Penn...Received First Team All-Ivy League honors in both his junior and senior seasons...Honorable Mention All-Ivy in his sophomore campaign.

**PERSONAL:** Majored in economics at Penn...Played at Chaminade High School in Mineola, N.Y.

ADMINISTRATION  
& COACHES

GREG  
VAN ROTEN

ROOKIES

2017 IN REVIEW

RECORDS

TEAM HISTORY

REFERENCE



# FOZZY WHITTAKER

RUNNING BACK • TEXAS

6TH NFL SEASON  
5TH PANTHERS SEASON



Ht: 5-10 Wt: 205 • Born: February 2, 1989 • NFL Games Played/Started: 67/4 [5/0] • Acquired: FA-14

## PRO CAREER

- Suffered torn ACL during non-contact drill in May and will miss 2018 season.
- Played in 12 games in 2017, rushing for 18 yards on seven attempts...Inactive for four games...Helped Carolina average 131.4 rushing yards per game, ranking fourth in the NFL.
- Recorded 47 receiving yards on five receptions and one touchdown...Scored touchdown on a 28-yard screen play, his longest reception as a Panther, at New England (10/1/17).
- Played in all 16 games in 2016, rushing for 265 yards on 57 attempts...Led Carolina running backs with an average of 4.6 yards per rushing attempt.
- Rushed for a career-high 100 yards on 16 carries vs. San Francisco (9/18/16)...Contributed to an offense that for the first time in franchise history, finished a game with 100 receiving yards by two players (Greg Olsen - 122 and Kelvin Benjamin - 108), 100 rushing yards by a player (Whittaker - 100) and 300 passing yards by a player (Cam Newton - 353).
- Posted career highs in receptions (nine) and receiving yards (86) at Atlanta (10/2/16).
- Played in 15 games with one start for Carolina in 2015...Rushed for 108 yards and one touchdown on 25 attempts, helping the Panthers finish second in the NFL in rushing.
- Played in 10 games with one start for Carolina in 2014...Rushed for 145 yards and one touchdown on 32 attempts, helping the Panthers finish seventh in the NFL in rushing.
- Recorded rushing touchdown vs. Atlanta (12/13/15), helping the Panthers to a 38-0 win, and equalling the largest margin of victory in team history.
- Scored first career rushing touchdown on a four-yard run with Carolina at Cincinnati (10/12/14).
- Made first NFL start, lining up at wide receiver for Cleveland in 2013 (11/3/13)...Made first start at running back for Cleveland at Pittsburgh (11/24/13).
- Scored first career touchdown with Cleveland in 2013 on a 17-yard reception from quarterback Jason Campbell at Kansas City (10/27/13).
- Played in 14 games with two starts for San Diego and Cleveland in 2013...Played in 11 games for Cleveland and totaled 79 yards on 28 carries and 21 receptions for 155 yards and two touchdowns...Played in San Diego's first three games and returned six kickoffs for 156 yards.

- Spent the last two games of the 2012 season on Arizona's practice squad.

**TRANSACTIONS:** Signed to practice squad by Arizona (12/18/12)...Signed as a free agent by Arizona (1/3/13)...Waived by Arizona (3/11/13)...Claimed off waivers by San Diego (3/12/13)...Waived by San Diego (9/28/13)...Claimed off waivers by Cleveland (9/30/13)...Waived by Cleveland (5/12/14)...Signed as a free agent by Carolina (7/27/14)...Signed to contract extension by Carolina (3/8/17)...Placed on injured reserve (knee) (5/10/18).

**GP/GS:** Career (67/4) [5/0]; 2017 (12/0) [1/0]; 2016 (16/0) [0/0]; 2015 (15/1) [2/0]; 2014 (10/1) [2/0]; 2013 (14/2) [0/0].

**2017:** Played in 12 games for Carolina...Inactive for four games with an injury...Rushed for 18 yards on seven attempts...Recorded 47 receiving yards on five receptions and one touchdown...Totaled 110 kickoff return yards on six attempts...Helped Carolina average 131.4 rushing yards per game, ranking fourth in the NFL...**At New England (10/1):** Caught three passes for 34 yards and a touchdown...Scored touchdown on a 28-yard screen play, his longest reception as a Panther...**At New York Jets (11/26):** Saw action on special teams...Returned two kickoffs for 49 yards...**At New Orleans (12/3):** Saw action on special teams...Returned two kicks for 42 yards.

**POSTSEASON:** **At New Orleans (1/7):** Saw action on offense and special teams...Recorded three rushing yards on one carry...Added one special teams tackle.

**COLLEGE:** Played in 38 games at Texas...Produced 1,233 yards and 12 touchdowns on 263 attempts...Recorded 73 catches for 464 yards and one touchdown...Averaged 42.4 yards on 10 kickoff returns for 424 yards and two touchdowns, which tied for the most in school history...First-team All-Big 12 Conference choice as a return specialist as a senior in 2011.

**PERSONAL:** Attended Pearland (Texas) High School...Graduated from Texas with a degree in corporate communication.

ADMINISTRATION  
& COACHES

FOZZY  
WHITTAKER

ROOKIES

2017 IN REVIEW

RECORDS

TEAM HISTORY

REFERENCE

# FOZZY WHITTAKER CAREER STATISTICS

ADMINISTRATION  
& COACHES

FOZZY  
WHITTAKER

ROOKIES

2017 IN REVIEW

RECORDS

TEAM HISTORY

REFERENCE

Year	Team	GP	GS	RUSHING					RECEIVING				
				Att	Yds	Avg	Lg	TD	No	Yds	Avg	Lg	TD
2013	Cle./S.D.	14	2	28	79	2.8	11	0	21	155	7.4	35t	2
2014	Carolina	10	1	32	145	4.5	17	1	5	60	12.0	26t	1
2015	Carolina	15	1	25	108	4.3	16t	1	12	64	5.3	15	0
2016	Carolina	16	0	57	265	4.6	25	0	25	226	9.0	25	0
2017	Carolina	12	0	7	18	2.6	8	0	5	47	9.4	28t	1
<b>Totals</b>		<b>67</b>	<b>4</b>	<b>149</b>	<b>615</b>	<b>4.1</b>	<b>25</b>	<b>2</b>	<b>68</b>	<b>552</b>	<b>8.1</b>	<b>35t</b>	<b>4</b>

Year	Team	No	Yds	Avg	Lg	TD
2013	Cle./S.D.	29	638	22.0	56	0
2014	Carolina	11	262	23.8	46	0
2015	Carolina	9	209	23.2	33	0
2016	Carolina	12	275	22.9	47	0
2017	Carolina	6	110	18.3	31	0
<b>Totals</b>		<b>67</b>	<b>1494</b>	<b>22.3</b>	<b>56</b>	<b>0</b>

## POSTSEASON

Year	Team	GP	GS	RUSHING					RECEIVING				
				Att	Yds	Avg	Lg	TD	No	Yds	Avg	Lg	TD
2014	Carolina	2	0	2	5	2.5	4	0	1	39	39.0	39t	1
2015	Carolina	2	0	6	24	4.0	15	0	1	14	14.0	14	0
2017	Carolina	1	0	1	3	3.0	0	0	0	0	-	0	0
<b>Totals</b>		<b>5</b>	<b>0</b>	<b>9</b>	<b>32</b>	<b>3.6</b>	<b>15</b>	<b>0</b>	<b>2</b>	<b>53</b>	<b>26.5</b>	<b>39t</b>	<b>1</b>

Year	Team	No	Yds	Avg	Lg	TD
2014	Carolina	3	62	20.7	23	0
2015	Carolina	2	37	18.5	19	0
2017	Carolina	0	0	-	-	0
<b>Totals</b>		<b>5</b>	<b>99</b>	<b>19.8</b>	<b>23</b>	<b>0</b>

## ADDITIONAL STATISTICS

**SPECIAL TEAMS TACKLES:** 2014 (2); 2015 (3); 2015 Postseason (3); 2016 (3); 2017 (2) Postseason (1).

## SINGLE-GAME CAREER HIGHS

<b>RUSH ATTEMPTS</b>	16	vs. San Francisco (9/18/16)
<b>RUSHING YARDS</b>	100	vs. San Francisco (9/18/16)
<b>LONG RUSH</b>	25	vs. San Francisco (9/18/16)
<b>RUSHING TDS</b>	1	2x, last vs. Atlanta (12/13/15)
<b>RECEPTIONS</b>	9	at Atlanta (10/2/16)
<b>RECEIVING YARDS</b>	86	at Atlanta (10/2/16)
<b>LONG RECEPTION</b>	35t	at Pittsburgh (12/29/13)
<b>RECEIVING TDS</b>	1	4x, last at New England (10/1/17)
<b>KICKOFF RETURNS</b>	5	vs. Pittsburgh (11/24/13)
<b>KICKOFF RETURN YARDS</b>	103	at Green Bay (10/20/13)
<b>LONG KICKOFF RETURN</b>	56	at Green Bay (10/20/13)

# FOZZY WHITTAKER GAME-BY-GAME

## 2017 CAROLINA

Date	Opp	W/L	P/S	Rsh	Yds	Avg	LG	TD	Rec	Yds	Avg	LG	TD
09/10	@ San Francisco	W	P	1	1	1.0	1	0	0	0	-	-	0
09/17	BUFFALO	W	P	0	0	-	-	0	0	0	-	-	0
09/24	NEW ORLEANS	L	P	2	12	6.0	8	0	0	0	-	-	0
10/01	@ New England	W	P	0	0	-	-	0	3	34	11.3	28	1
10/08	@ Detroit	W	P	0	0	-	-	0	0	0	-	-	0
10/12	PHILADELPHIA	L	P	1	-3	-3.0	-3	0	0	0	-	-	0
10/22	@ Chicago	L											
10/29	@ Tampa Bay	W											
11/05	ATLANTA	W											
11/13	MIAMI	W											
11/26	@ New York Jets	W	P	0	0	-	-	0	0	0	-	-	0
12/03	@ New Orleans	L	P	0	0	-	-	0	0	0	-	-	0
12/10	MINNESOTA	W	P	0	0	-	-	0	0	0	-	-	0
12/17	GREEN BAY	W	P	1	3	3.0	3	0	0	0	-	-	0
12/24	TAMPA BAY	W	P	1	5	5.0	5	0	1	4	4.0	4	0
12/31	@ Atlanta	L	P	1	0	0.0	0	0	1	9	9.0	9	0
<b>TOTALS</b>			<b>12/0</b>	<b>7</b>	<b>18</b>	<b>2.6</b>	<b>8</b>	<b>0</b>	<b>5</b>	<b>47</b>	<b>9.4</b>	<b>28</b>	<b>1</b>

## POSTSEASON

01/07	@ New Orleans	L	P	1	3	3.0	3	0	0	0	-	0	0
<b>TOTALS</b>			<b>1/0</b>	<b>1</b>	<b>3</b>	<b>3.0</b>	<b>0</b>	<b>0</b>	<b>0</b>	<b>0</b>	<b>-</b>	<b>0</b>	<b>0</b>

## 2016 CAROLINA

Date	Opp	W/L	P/S	Rsh	Yds	Avg	LG	TD	Rec	Yds	Avg	LG	TD
09/08	@ Denver	L	P	3	13	4.3	6	0	1	4	4.0	4	0
09/18	SAN FRANCISCO	W	P	16	100	6.2	25	0	3	31	10.3	24	0
09/25	MINNESOTA	L	P	5	22	4.4	9	0	5	34	6.8	14	0
10/02	@ Atlanta	L	P	3	6	2.0	3	0	9	86	9.6	22	0
10/10	TAMPA BAY	L	P	5	45	9.0	16	0	1	9	9.0	9	0
10/16	@ New Orleans	L	P	1	-1	-1.0	-1	0	1	4	4.0	4	0
10/30	ARIZONA	W	P	2	1	0.5	1	0	1	9	9.0	9	0
11/06	@ Los Angeles	W	P	1	0	0.0	0	0	1	1	1.0	1	0
11/13	KANSAS CITY	L	P	2	5	2.5	7	0	1	9	9.0	9	0
11/17	NEW ORLEANS	W	P	1	0	0.0	0	0	0	0	-	-	0
11/27	@ Oakland	L	P	4	14	3.5	5	0	0	0	-	-	0
12/04	@ Seattle	L	P	1	3	3.0	3	0	0	0	-	-	0
12/11	SAN DIEGO	W	P	3	15	5.0	10	0	0	0	-	-	0
12/19	@ Washington	W	P	3	3	1.0	2	0	1	25	25.0	25	0
12/24	ATLANTA	L	P	3	30	10.0	19	0	1	14	14.0	14	0
01/01	@ Tampa Bay	L	P	4	9	2.2	8	0	0	0	-	-	0
<b>TOTALS</b>			<b>16/0</b>	<b>57</b>	<b>265</b>	<b>4.6</b>	<b>25</b>	<b>0</b>	<b>25</b>	<b>226</b>	<b>9.0</b>	<b>25</b>	<b>0</b>

ADMINISTRATION  
& COACHES

FOZZY  
WHITTAKER

ROOKIES

2017 IN REVIEW

RECORDS

TEAM HISTORY

REFERENCE

## 2015 CAROLINA

Date	Opp	W/L	P/S	Rsh	Yds	Avg	LG	TD	Rec	Yds	Avg	LG	TD
09/13	@ Jacksonville	W	P	2	2	1.0	2	0	2	3	1.5	5	0
09/20	HOUSTON	W	P	1	3	3.0	3	0	0	0	-	-	0
09/27	NEW ORLEANS	W	P	0	0	-	-	0	1	14	14.0	14	0
10/04	@ Tampa Bay	W	P	0	0	-	-	0	1	10	10.0	10	0
10/18	@ Seattle	W	P	1	2	2.0	2	0	2	21	10.5	15	0
10/25	PHILADELPHIA	W	P	0	0	-	-	0	0	0	-	-	0
11/02	INDIANAPOLIS	W	P	1	3	3.0	3	0	0	0	-	-	0
11/08	GREEN BAY	W	P	2	13	6.5	10	0	0	0	-	-	0
11/15	@ Tennessee	W	P	0	0	-	-	0	0	0	-	-	0
11/22	WASHINGTON	W	P	2	6	3.0	4	0	1	2	2.0	2	0
11/26	@ Dallas	W	P	0	0	-	-	0	0	0	-	-	0
12/06	@ New Orleans	W	P	1	11	11.0	11	0	0	0	-	-	0
12/13	ATLANTA	W	P	8	34	4.3	16t	1	1	-6	-6.0	-6	0
12/20	@ New York Giants	W	P	2	2	1.0	2	0	2	14	7.0	9	0
12/27	@ Atlanta	L	S	5	32	6.4	16	0	2	6	3.0	4	0
01/03	TAMPA BAY	W		INACTIVE - ANKLE									
<b>TOTALS</b>			<b>15/1</b>	<b>25</b>	<b>108</b>	<b>4.3</b>	<b>16t</b>	<b>1</b>	<b>12</b>	<b>64</b>	<b>5.3</b>	<b>15</b>	<b>0</b>

### POSTSEASON

01/17	SEATTLE	W		INACTIVE - ANKLE									
01/24	ARIZONA	W	P	2	-2	-1.0	0	0	0	0	-	-	0
02/07	@ Denver	L	P	4	26	6.5	15	0	1	14	14.0	14	0
<b>TOTALS</b>			<b>2/0</b>	<b>6</b>	<b>24</b>	<b>4.0</b>	<b>15</b>	<b>0</b>	<b>1</b>	<b>14</b>	<b>14.0</b>	<b>14</b>	<b>0</b>

## 2014 CAROLINA

Date	Opp	W/L	P/S	Rsh	Yds	Avg	LG	TD	Rec	Yds	Avg	LG	TD
09/07	@ Tampa Bay	W	P	0	0	-	-	0	0	0	-	-	0
09/14	DETROIT	W	P	0	0	-	-	0	0	0	-	-	0
09/21	PITTSBURGH	L		INACTIVE - THIGH									
09/28	@ Baltimore	L		INACTIVE - THIGH									
10/05	CHICAGO	W		DID NOT PLAY									
10/12	@ Cincinnati	T	S	9	25	2.8	6	1	2	27	13.5	23	0
10/19	@ Green Bay	L		INACTIVE - THIGH									
10/26	SEATTLE	L		INACTIVE - THIGH									
10/30	NEW ORLEANS	L		INACTIVE - THIGH									
11/10	@ Philadelphia	L	P	6	29	4.8	17	0	2	7	3.5	6	0
11/16	ATLANTA	L	P	3	11	3.7	5	0	0	0	-	-	0
11/30	@ Minnesota	L	P	1	16	16.0	16	0	0	0	-	-	0
12/07	@ New Orleans	W	P	3	5	1.7	3	0	1	26	26.0	26t	1
12/14	TAMPA BAY	W	P	2	13	6.5	11	0	0	0	-	-	0
12/21	CLEVELAND	W	P	1	5	5.0	5	0	0	0	-	-	0
12/28	@ Atlanta	W	P	7	41	5.9	13	0	0	0	-	-	0
<b>TOTALS</b>			<b>10/1</b>	<b>32</b>	<b>145</b>	<b>4.5</b>	<b>17</b>	<b>1</b>	<b>5</b>	<b>60</b>	<b>12.0</b>	<b>26t</b>	<b>1</b>

### POSTSEASON

01/03	ARIZONA	W	P	1	4	4.0	4	0	1	39	39.0	39t	1
01/10	@ Seattle	L	P	1	1	1.0	1	0	0	0	-	-	0
<b>TOTALS</b>			<b>2/0</b>	<b>2</b>	<b>5</b>	<b>2.5</b>	<b>4</b>	<b>0</b>	<b>1</b>	<b>39</b>	<b>39.0</b>	<b>39t</b>	<b>1</b>

# DARYL WILLIAMS

TACKLE • OKLAHOMA

4TH NFL SEASON  
4TH PANTHERS SEASON



Ht: 6-6 Wt: 330 • Born: August 31, 1992 • NFL Games Played/Started: 39/28 [4/2] • Acquired: D4-15

## HONORS

- AP All-Pro Second Team (2017)

## PRO CAREER

- Started in all 16 games, all at right tackle, for the first time in career for Carolina in 2017...Earned AP All-Pro Second Team honors.
- Played 100 percent of the team's offensive snaps and was ranked third among offensive tackles by Pro Football Focus in 2017.
- Helped the Panthers run game as it finished fourth in the NFL with an average rushing yards per game of 131.4.
- Played in 10 regular season games with two starts for Carolina in 2015...Played in all three postseason contests, including a start as an extra offensive lineman in Super Bowl 50 vs. Denver (2/7/16).
- Made first career start as an extra offensive lineman at New Orleans (12/6/15).

**TRANSACTIONS:** Selected in the fourth round (102nd overall) of the 2015 NFL Draft by Carolina (5/2/15).

**GP/GS:** Career (39/28) [4/2]; 2017 (16/16) [1/1]; 2016 (13/10); 2015 (10/2) [3/1].

**2017:** Started in all 16 games for the first time in career at right tackle for Carolina...Played 100 percent of the team's offensive snaps and helped to open holes for Carolina to rank fourth in the NFL with 131.4 average rushing yards per game...Earned AP All-Pro Second team...**At San Francisco (9/10):** Started at right tackle and helped the team rush for 116 yards on 38 carries...Protected quarterback Cam Newton and did not allow a sack...**Vs. New Orleans (9/24):** Started at right tackle and helped offense rush for 132 yards on 22 carries...**At New England (10/1):** Started at right tackle and helped offense rush for 140 yards on 29 carries...**At Detroit (10/8):** Started at right tackle and provided pass protection that produced a season-best 334 net passing yards and three touchdowns...**At Tampa Bay (10/29):** Started at right tackle...Part of an offensive line that did not allow a sack...**Vs. Atlanta (11/5):** Started at right tackle...Part of an offensive line that did not allow a sack...Blocking efforts helped the Panthers total 201 yards rushing...**Vs. Miami (11/13):** Started at right tackle and helped the Carolina offense post 548 total net yards, a new franchise-record...Helped clear running lanes for the Panthers to rush for 294 yards, the second-highest mark in team-history (299, vs. Tampa Bay 12/8/08)...First time in team history that Carolina posted back-to-back 200-yard rushing performances...**At New York Jets**

**(11/26):** Started at right tackle and helped the offense record 299 total net yards (145 rushing, 154 passing)...**At New Orleans (12/3):** Started at right tackle...Helped the offense rush for 112 yards on 23 carries...**Vs. Minnesota (12/10):** Started at right tackle and was part of an offensive line that helped Carolina rush for 216 yards as a team, the most allowed by Minnesota all season...**Vs. Green Bay (12/17):** Started at right tackle and was part of an offensive line that helped Carolina rush for 151 yards, the eighth-straight 100-yard rushing game...**Vs. Tampa Bay (12/24):** Started at right tackle...Helped the Carolina offense rush for 115 yards, its ninth-straight game with at least 100 rushing yards.

**POSTSEASON:** **At New Orleans (1/7):** Started at right tackle...Key member of an offensive unit that provided protection for Cam Newton to set a franchise record for passing yards in a postseason game.

**COLLEGE:** Three-year starter and three-time All-Big 12 Conference honoree at Oklahoma...Played in 45 games with 37 starts, making all but one start at right tackle...First-team All-Big 12 Conference selection as a senior in 2014...Won the team's Bob Kalsu Award, given to the player who exemplifies leadership and serves as a motivator and role model for his teammates...Started 13 games...Provided protection for unit that allowed the fewest sacks in the nation with eight...Cleared paths for the offense to lead the conference and rate 10th in the nation in rushing with an average of 261.2 yards per game...Second-team All-Big 12 Conference choice in 2013...Started 13 games...Opened the first 12 games at right tackle before starting at left tackle in the Sugar Bowl against Alabama...Helped the Sooners finish second in the conference in rushing with an average of 223.9 yards per game and surrender the second fewest sacks in the conference with 15...All-Big 12 Conference honorable mention in 2012...Started the first 10 games...Contributed to offense that ranked third in the nation in passing with an average of 336.5 yards per game while only yielding 15 sacks...Played in nine games with one start as a freshman, appearing primarily as a backup offensive lineman...Made first career start at right tackle in the season opener versus Tulsa...Redshirted as a true freshman in 2010.

**PERSONAL:** Attended Lake Dallas High School in Corinth, Texas...Majored in human relations at Oklahoma.

ADMINISTRATION  
& COACHES

DARYL  
WILLIAMS

ROOKIES

2017 IN REVIEW

RECORDS

TEAM HISTORY

REFERENCE

# JARIUS WRIGHT

WIDE RECEIVER • ARKANSAS

7TH NFL SEASON  
1ST PANTHERS SEASON



Ht: 5-10 Wt: 191 • Born: November 25, 1989 • NFL Games Played/Started: 79/15 [4/0] • Acquired: FA-18

## PRO CAREER

- Played in 79 games with 15 starts through six seasons with Minnesota.
- Has recorded 2,039 receiving yards on 153 receptions with 10 receiving touchdowns...Averaged 13.3 yards per catch.
- Over 40 percent of all receptions and 45 percent of all receiving yards came on third down.
- Played in all 16 games and two postseason games for Minnesota in 2017...Made 18 catches for 198 yards and two touchdowns.
- Played in eight games with one start for the Vikings in 2016...Posted 11 catches for 67 yards and one touchdown.
- Played in all 16 games with three starts for Minnesota in 2015...Caught 34 passes for 442 yards, including a long of 52.
- Set career highs in receptions (42), receiving yards (588) and longest reception (87t) in 2014 with Minnesota...His 87-yard touchdown was a game-winner in overtime against the Jets (12/7/14), the then-longest game-winning touchdown in Vikings history.
- Played in all 16 games with three starts for Minnesota in 2013...Caught 26 passes for 434 yards and a career-best three touchdowns.
- Played in seven games and made 22 receptions for 310 yards and two touchdowns in rookie season with Minnesota in 2012.

**TRANSACTIONS:** Selected by the Minnesota Vikings in the fourth round (134th overall) of 2012 Draft...Signed contract extension with Minnesota (9/10/15)...Renegotiated contract with Minnesota (9/2/17)...Terminated as a vested veteran with Minnesota (3/17/18)...Signed as a free agent by the Carolina Panthers (3/20/18).

**GP/GS:** Career (79/15) [4/0]; 2017 (16/0) [2/0]; 2016 (8/1) [0/0]; 2015 (16/3) [1/0]; 2014 (16/7); 2013 (16/3) [0/0]; 2012 (7/1) [1/0].

**2017:** Saw action in all 16 games, making 18 catches for 198 yards and two touchdowns...Hauled in six receptions for 107 yards in two playoff games...**Vs. Baltimore (10/22):** Posted season-high 54 yards receiving on three receptions.

**POSTSEASON: Vs. New Orleans (1/14):** Made three catches for 56 yards in Vikings win over Saints.

**COLLEGE:** Appeared in 50 games during his Arkansas career, making 44 starts...Missed only one game during his career, in 2011 vs. Troy...Left Arkansas ranked first in program history in receptions (168) and receiving yards (2,934)...Ranked 5th all-time in SEC history in receiving yards...His 24 career receiving touchdowns ranked second in school history and tied for 15th in SEC history...Wright had nine 100-yard games, which was tied for second in program history...Set single-season records for Arkansas in 2011 with 66 receptions, 1,117 yards and 12 touchdowns despite missing one game...SEC Co-Offensive Player of the Week after torching Texas A&M in 2011 with 13 receptions for 281 yards and two TDs, setting an Arkansas single-game record.

**PERSONAL:** Studied sociology at Arkansas...Attended to Warren High School in Warren, Arkansas.

ADMINISTRATION  
& COACHES

JARIUS  
WRIGHT

ROOKIES

2017 IN REVIEW

RECORDS

TEAM HISTORY

REFERENCE

## JARIUS WRIGHT CAREER STATISTICS

### RECEIVING

Year	Team	GP/GS	No	Yds	Avg	Lg	TD
2012	Minnesota	7/1	22	310	14.1	65	2
2013	Minnesota	16/3	26	434	16.7	42	3
2014	Minnesota	16/7	42	588	14.0	87	2
2015	Minnesota	16/3	34	442	13.0	52	0
2016	Minnesota	8/1	11	67	6.1	11	1
2017	Minnesota	16/0	18	198	11.0	30	2
<b>Totals</b>		<b>79/15</b>	<b>153</b>	<b>2,039</b>	<b>13.3</b>	<b>87</b>	<b>10</b>

### RUSHING

Year	Team	Att	Yds	Avg	Lg	TD
2012	Minnesota	2	11	5.5	8	0
2014	Minnesota	5	71	14.2	27	0
2015	Minnesota	1	29	29.0	29	0
<b>Totals</b>		<b>8</b>	<b>111</b>	<b>13.9</b>	<b>29</b>	<b>0</b>

### KICKOFF RETURNS

Year	Team	Att	Yds	Avg	Lg	TD
2013	Minnesota	1	9	9.0	9	0
<b>Totals</b>		<b>1</b>	<b>9</b>	<b>9.0</b>	<b>9</b>	<b>0</b>

### POSTSEASON

#### RECEIVING

Year	Team	GP/GS	No	Yds	Avg	Lg	TD
2012	Minnesota	1/0	2	13	6.5	8	0
2015	Minnesota	1/0	1	9	9.0	9	0
2017	Minnesota	2/0	6	107	17.8	33	0
<b>Totals</b>		<b>4/0</b>	<b>9</b>	<b>129</b>	<b>14.3</b>	<b>33</b>	<b>0</b>

#### RUSHING

Year	Team	Att	Yds	Avg	Lg	TD
2017	Minnesota	1	4	4.0	4	0
<b>Totals</b>		<b>1</b>	<b>4</b>	<b>4.0</b>	<b>4</b>	<b>0</b>

### SINGLE-GAME CAREER HIGHS

<b>RECEPTIONS</b>	8	vs. Atlanta (9/28/14)
<b>RECEIVING YARDS</b>	132	vs. Atlanta (9/28/14)
<b>LONG RECEPTION</b>	87	vs. N.Y. Jets (12/7/14)
<b>RECEIVING TDS</b>	2	at Seattle (11/17/13)
<b>LONG TD RECEPTION</b>	87	vs. N.Y. Jets (12/7/14)

# JARIUS WRIGHT GAME-BY-GAME

## 2017 MINNESOTA

Date	Opp	W/L	P/S	Rec	Yds	Avg	Long	TD	
09/11	NEW ORLEANS	W	P	1	21	21.0	21	0	
09/17	@ Pittsburgh	L	P	1	9	9.0	9	0	
09/24	TAMPA BAY	W	P	2	9	4.5	7	1	
10/01	DETROIT	L	P	0	0	-	-	-	
10/09	@ Chicago	W	P	0	0	-	-	-	
10/15	GREEN BAY	W	P	0	0	-	-	-	
10/22	BALTIMORE	W	P	3	54	18.0	30	0	
10/29	@ Cleveland	W	P	0	0	-	-	0	
11/12	@ Washington	W	P	1	7	7.0	7t	1	
11/19	LOS ANGELES RAMS	W	P	1	23	23.0	23	0	
11/23	@ Detroit	W	P	2	25	12.5	14	0	
12/03	@ Atlanta	W	P	3	18	6.0	13	0	
12/10	@ Carolina	L	P	2	13	6.5	8	0	
12/17	CINCINNATI	W	P	1	11	11.0	11	0	
12/23	@ Green Bay	W	P	1	8	8.0	8	0	
12/31	CHICAGO	W	P	0	0	-	-	-	
<b>TOTALS</b>				<b>16/0</b>	<b>18</b>	<b>198</b>	<b>11.0</b>	<b>30</b>	<b>2</b>

## POSTSEASON

01/14	NEW ORLEANS	W	P	3	56	18.7	27	0	
01/21	@ Philadelphia	L	P	3	51	17.0	33	0	
<b>TOTALS</b>				<b>2/0</b>	<b>6</b>	<b>107</b>	<b>17.8</b>	<b>33</b>	<b>0</b>

## 2016 MINNESOTA

Date	Opp	W/L	P/S	Rec	Yds	Avg	Long	TD	
09/11	@ Tennessee	W				INACTIVE			
09/18	GREEN BAY	W				INACTIVE			
09/25	@ Carolina	W	P	0	0	-	-	-	
10/03	NEW YORK GIANTS	W				INACTIVE			
10/09	HOUSTON	W	S	4	32	8.0	11	0	
10/23	@ Philadelphia	L				INACTIVE			
10/31	@ Chicago	L				INACTIVE			
11/06	DETROIT	L				INACTIVE			
11/13	@ Washington	L	P	1	9	9.0	9	0	
11/20	ARIZONA	W				INACTIVE			
11/24	@ Detroit	L	P	0	0	-	-	-	
12/01	DALLAS	L				DID NOT PLAY			
12/11	@ Jacksonville	W	P	0	0	-	-	-	
12/18	INDIANAPOLIS	L	P	1	2	2.0	2	0	
12/24	@ Green Bay	L	P	0	0	-	-	-	
01/01	CHICAGO	W	P	5	24	4.8	9	1	
<b>TOTALS</b>				<b>8/1</b>	<b>11</b>	<b>67</b>	<b>6.1</b>	<b>11</b>	<b>1</b>



## 2015 MINNESOTA

Date	Opp	W/L	P/S	Rec	Yds	Avg	Long	TD
09/14	@ San Francisco	L	S	1	27	27.0	27	0
09/20	DETROIT	W	P	1	17	17.0	17	0
09/27	SAN DIEGO	W	P	3	28	9.3	17	0
10/04	@ Denver	L	P	0	0	-	-	-
10/18	KANSAS CITY	W	S	2	69	34.5	52	0
10/25	@ Detroit	W	S	3	31	10.3	16	0
11/01	@ Chicago	W	P	1	8	8.0	8	0
11/08	ST. LOUIS RAMS	W	P	1	12	12.0	12	0
11/15	@ Oakland	W	P	1	2	2.0	2	0
11/22	GREEN BAY	L	P	4	50	12.5	18	0
11/29	@ Atlanta	W	P	2	13	6.5	8	0
12/06	SEATTLE	L	P	2	24	12.0	17	0
12/10	@ Arizona	L	P	5	51	10.2	22	0
12/20	CHICAGO	W	P	3	32	10.7	15	0
12/27	NEW YORK GIANTS	W	P	3	57	19.0	21	0
01/03	@ Green Bay	W	P	2	21	10.5	11	0
<b>TOTALS</b>			<b>16/3</b>	<b>34</b>	<b>442</b>	<b>13.0</b>	<b>52</b>	<b>0</b>

### POSTSEASON

01/10	SEATTLE	L	P	1	9	9.0	9	0
<b>TOTALS</b>			<b>1/0</b>	<b>1</b>	<b>9</b>	<b>9.0</b>	<b>9</b>	<b>0</b>

## 2014 MINNESOTA

Date	Opp	W/L	P/S	Rec	Yds	Avg	Long	TD
09/07	@ St. Louis Rams	W	P	2	25	12.5	15	0
09/14	NEW ENGLAND	L	P	1	12	12.0	12	0
09/21	@ New Orleans	L	P	0	0	-	-	-
09/28	ATLANTA	W	P	8	132	16.5	52	0
10/02	@ Green Bay	L	S	3	27	9.0	18	0
10/12	DETROIT	L	P	4	17	4.3	6	0
10/19	@ Buffalo	L	P	4	60	15.0	28	0
10/26	@ Tampa Bay	W	S	2	13	6.5	17	0
11/02	WASHINGTON	W	S	2	29	14.5	21	0
11/16	@ Chicago	L	S	0	0	-	-	-
11/23	GREEN BAY	L	P	0	0	-	-	-
11/30	CAROLINA	W	P	2	40	20.0	35	0
12/07	NEW YORK JETS	W	S	4	123	30.8	87t	1
12/14	@ Detroit	L	S	4	49	12.3	16	0
12/21	@ Miami	L	S	3	38	12.7	20	1
12/28	CHICAGO	W	P	3	23	7.7	11	0
<b>TOTALS</b>			<b>16/7</b>	<b>42</b>	<b>588</b>	<b>14.0</b>	<b>87t</b>	<b>2</b>

## 2013 MINNESOTA

Date	Opp	W/L	P/S	Rec	Yds	Avg	Long	TD
09/08	@ Detroit	L	P	0	0	-	-	0
09/15	@ Chicago	L	S	1	21	21.0	21	0
09/22	CLEVELAND	L	P	3	35	11.7	20	0
09/29	PITTSBURGH	W	P	1	6	6.0	6	0
10/13	CAROLINA	L	P	2	10	5.0	8	0
10/21	@ N.Y. Giants	L	P	1	13	13.0	13	0
10/27	GREEN BAY	L	P	0	0	-	-	-
11/03	@ Dallas	L	P	3	31	10.3	13	0
11/07	WASHINGTON	W	P	2	34	17.0	28	0
11/17	@ Seattle	L	S	3	69	23.0	38t	2
11/24	@ Green Bay	T	P	0	0	-	-	0
12/01	CHICAGO	W	P	3	53	17.7	24	0
12/08	@ Baltimore	L	P	0	0	-	-	0
12/15	PHILADELPHIA	W	P	4	95	23.8	42	0
12/22	@ Cincinnati	L	P	1	36	36.0	36t	1
12/29	DETROIT	W	S	2	31	15.5	19	0
<b>TOTALS</b>			<b>16/3</b>	<b>26</b>	<b>434</b>	<b>16.7</b>	<b>42</b>	<b>3</b>

## 2012 MINNESOTA

Date	Opp	W/L	P/S	Rec	Yds	Avg	Long	TD
09/09	JACKSONVILLE	W				INACTIVE		
09/16	@ Indianapolis	L				INACTIVE		
09/23	SAN FRANCISCO	W				INACTIVE		
09/30	@ Detroit	W				INACTIVE		
10/07	TENNESSEE	W				INACTIVE		
10/14	@ Washington	L				INACTIVE		
10/21	ARIZONA	W				INACTIVE		
10/25	TAMPA BAY	L				INACTIVE		
11/04	@ Seattle	L				INACTIVE		
11/11	DETROIT	W	P	3	65	21.7	54	1
11/25	@ Chicago	L	P	7	49	7.0	12	0
12/02	@ Green Bay	L	P	1	13	13.0	13	0
12/09	CHICAGO	W	S	2	29	14.5	16	0
12/16	@ St. Louis Rams	W	P	1	11	11.0	11	0
12/23	@ Houston	W	P	5	53	10.6	21	0
12/30	GREEN BAY	W	P	3	90	30.0	65	1
<b>TOTALS</b>			<b>7/1</b>	<b>22</b>	<b>310</b>	<b>14.1</b>	<b>65</b>	<b>2</b>

## POSTSEASON

01/05	@ Green Bay	L	P	2	13	6.5	8	0
<b>TOTALS</b>			<b>1/0</b>	<b>2</b>	<b>13</b>	<b>6.5</b>	<b>8</b>	<b>0</b>



## RASHEED BAILEY

WIDE RECEIVER • DELAWARE VALLEY • Ht: 6-1 Wt: 210 • Born: July 29, 1993

### PRO CAREER

- In 2017, spent time on Philadelphia's and Cleveland's practice squad before being signed to Carolina's practice squad.
- Had stints with Jacksonville and San Diego in the 2016 preseason but was waived with an injury settlement after injuring ankle.
- Spent time on the Philadelphia and Jacksonville practice squads during the 2015 season.

**TRANSACTIONS:** Signed as an undrafted free agent by Philadelphia (5/8/15)...Waived by Philadelphia (9/6/15)...Signed to Jacksonville practice squad (10/21/15)...Signed a reserve future contract with Jacksonville (2/8/16)...Waived by Jacksonville (8/17/16)...Claimed off waivers by San Diego from Jacksonville (8/18/16)...Waived by San Diego Chargers with injury settlement (9/12/16)...Signed a reserve future contract with Philadelphia (1/5/17)...Waived by Philadelphia (5/11/17)...Signed as a free agent by Cleveland (8/6/17)...Waived by Cleveland (9/3/17)...Signed to Carolina practice squad (12/12/17)...Signed reserve future contract with Carolina (1/8/18).

**COLLEGE:** Set a school record at Delaware Valley with 3,138 receiving yards over four seasons...He is also tied for the second most receiving TDs (29) and ranks third in receptions (165)...Named the Middle Atlantic Conference Offensive Player of the Year as a senior in 2014, and led all of Division III with 1,707 receiving yards, 19 touchdown catches and 155.2 receiving yards per game...He set single-season school records in total receiving yards, TDs and receptions (80).

**PERSONAL:** As a senior at Delaware Valley, Bailey led all of Division III with 1,707 yards receiving and 19 touchdowns.

ADMINISTRATION  
& COACHES

FIRST-YEAR  
PLAYERS

ROOKIES

2017 IN REVIEW

RECORDS

TEAM HISTORY

REFERENCE

241



## EVAN BAYLIS

TIGHT END • OREGON • Ht: 6-6 Wt: 245 • Born: November 18, 1993

### PRO CAREER

- Finished 2017 season on Carolina's practice squad after spending time on the Indianapolis practice squad.
- Started 2017 season on Houston's practice squad before being promoted to the active roster...Made NFL debut against Cincinnati (9/17/17).

**TRANSACTIONS:** Signed as an undrafted free agent by Houston (5/12/17)...Waived by Houston (9/2/17)...Signed to Houston practice squad (9/3/17)...Activated from Houston practice squad (9/13/17)...Waived by Houston (9/20/17)...Signed to Indianapolis practice squad (10/3/17)...Terminated from Indianapolis practice squad (10/7/17)...Signed to Carolina practice squad (10/31/17)...Signed reserve future contract with Carolina (1/8/18).

**GP/GS:** Career (1/0); 2017 (1/0).

**2017: At Cincinnati (9/17):** Saw action in one game for Houston.

**COLLEGE:** Played in 48 games in four seasons at Oregon...Totaled 44 catches, including career-best 16 in junior season...Tallied 511 total receiving yards with 229 in 2015...Finished with three touchdown catches, one in each of his final three seasons.

**PERSONAL:** Majored in Applied Econ, Business & Society at Oregon.



## RICHIE BROWN

LINEBACKER • MISSISSIPPI STATE • Ht: 6-2 Wt: 235 • Born: April 15, 1994

### PRO CAREER

• Started the 2017 season with Tampa Bay...Finished the season on Carolina's practice squad.

**TRANSACTIONS:** Signed as an undrafted free agent by Tampa Bay (5/5/17)...Waived by Tampa Bay (9/3/17)...Signed to Carolina's practice squad (12/5/17)...Signed reserve future contract with Carolina (1/8/18).

**COLLEGE:** Played the 2016 season as a college graduate after earning his degree in industrial technology...Played in 52 games with 26 starts...Collected the most tackles by a player in the Dan Mullen era with 299, including 142 of the solo variety... Added 21 tackles for loss, 10 sacks, seven pass breakups and five interceptions... Forced six turnovers during his career...Tallied 10 double-digit tackle games...Became the first MSU player to register back-to-back seasons of 100 or more tackles since Cam Lawrence did so in 2011 and 2012...Finished in the top five in the SEC in tackles two straight seasons...One-time Walter Camp National Defensive Player of the Week and two-time SEC Defensive Player of the Week...A three-time member of the SEC Academic Honor Roll.

**PERSONAL:** Earned his undergraduate degree in industrial technology.



## BLAINE CLAUSELL

TACKLE • MISSISSIPPI STATE • Ht: 6-6 Wt: 330 • Born: January 31, 1992

### PRO CAREER

• Spent the 2017 regular season on Carolina's practice squad...Signed to active roster prior to playoffs...Inactive for Wild Card playoff game at New Orleans.

• Spent the first nine weeks of 2016 on Baltimore's practice squad, before being signed to Washington's active roster where he was inactive for three games... Joined Carolina practice squad for final three games.

• In 2015, had stints on practice squad for New England and Baltimore.

**TRANSACTIONS:** Signed as an undrafted rookie free agent by Baltimore (5/8/15)... Waived by Baltimore (9/4/15)...Signed to practice squad by New England (9/7/15)...Terminated from practice squad by New England (11/19/15)...Signed to practice squad by Baltimore (11/20/15)...Signed as a free agent by Baltimore (1/4/16)...Waived by Baltimore (9/3/16)...Signed to practice squad by Baltimore (9/4/16)...Signed as a free agent from Baltimore's practice squad by Washington (11/7/16)...Waived by Washington (12/2/16)...Signed to practice squad by Carolina (12/13/16)...Signed as a free agent by Carolina (1/2/17)...Waived by Carolina (9/2/17)...Signed to Carolina practice squad (9/3/17)...Signed as a free agent from practice squad by Carolina (1/2/18).

**COLLEGE:** Played in 49 games with 42 starts at Mississippi State...As a senior in 2014, started 13 games at left tackle...Key member of offense that set 13 school records, including total yards with 6,679 and points scored with 480...Provided protection and opened holes for quarterback Dak Prescott to establish school records for passing yards with 3,449 and rushing yards by a quarterback with 986... As a junior in 2013, started 12 games at left tackle...Helped the team set school records with an average of 434.4 total yards per game and 244.5 passing yards per game, both of which stood for just one season...Paved the way for the Bulldogs to rush for 29 touchdowns, the second most in school history...In 2012 as a sophomore, started 13 games at left tackle...Part of offensive line that allowed the second-fewest sacks in the Southeastern Conference...As a freshman in 2011, played in 11 games with four starts at left tackle...Redshirted as a true freshman in 2010.

**PERSONAL:** Attended Baker High School in Mobile, Ala...Graduated from Mississippi State with a degree in criminology...Last name is pronounced claw-ZELL.



## AUSTIN DUKE

WIDE RECEIVER • CHARLOTTE • Ht: 5-9 Wt: 170 • Born: August 3, 1993

### PRO CAREER

• Spent two stints on Carolina practice squad during the 2017 season.

**TRANSACTIONS:** Signed as an undrafted rookie free agent by Carolina (5/5/17)... Waived by Carolina (9/2/17)... Signed to Carolina practice squad (9/21/17)... Released from practice squad (10/25/17)... Signed to Carolina practice squad (12/27/17)... Signed reserve future contract with Carolina (1/8/18).

**COLLEGE:** Played in 46 games with 41 starts at Charlotte... Led the 49ers in receiving in each of the program's first four years... Finished career first in school history with 253 receptions, 3,437 receiving yards and 24 receiving touchdowns... Produced 13 career 100-yard receiving games, including the top nine single-game outings... In 2016 as a senior, was All-Conference USA honorable mention... Played in 12 games with 11 starts... Paced the team with 59 catches and 803 receiving yards with four touchdowns... In 2015 as a junior, played in 12 games with nine starts... Ranked first on the team with 53 receptions, 534 receiving yards and five receiving touchdowns... Equaled school record with three receiving touchdowns against Florida International... In 2014 as a sophomore, started 11 games... Posted team highs of 79 catches, 1,373 receiving yards and nine receiving touchdowns... Became the first 1,000-yard receiver in school history... Set a school record with 12 receptions against Charleston Southern... Set school records with 254 receiving yards and four touchdowns (three receiving, one rushing) against The Citadel... Accounted for the longest play from scrimmage and longest touchdown in school history on a 98-yard catch against James Madison... In 2013 as a freshman, played in 11 games with 10 starts... Recorded a team-leading 62 receptions and 727 receiving yards and tied for the team lead with six receiving touchdowns... Caught the first pass in school history on an 11-yard catch against Campbell... Redshirted as a true freshman in 2012 in preparation for the team's inaugural season.

**PERSONAL:** Attended Independence High School in Charlotte, N.C.... Graduated from Charlotte with a degree in business administration.



## QUINTERRIUS EATMON

GUARD • USF • Ht: 6-6 Wt: 315 • Born: December 4, 1991

### PRO CAREER

• Played in two games for the Hamilton Tiger-Cats of the CFL in 2017.

**TRANSACTIONS:** Signed as an undrafted free agent with Oakland (5/8/15)... Waived by Oakland (8/28/15)... Signed as a free agent by Carolina (5/14/18).

**COLLEGE:** Played in 47 games, starting 46, in four seasons at USF from 2011-14... His 46 career starts ranked second all-time in USF history... In 2014, named All-AAC Second Team by Phil Steele... Helped running back Marlon Mack to just the fourth 1,000-yard rushing season in school history.

**PERSONAL:** Went to C.F. Vigor High School in Prichard, Ala... Graduated from USF with a degree in economics.

ADMINISTRATION  
& COACHES

FIRST YEAR  
PLAYERS

ROOKIES

2017 IN REVIEW

RECORDS

TEAM HISTORY

REFERENCE



## MOSE FRAZIER

WIDE RECEIVER • MEMPHIS • Ht: 5-11 Wt: 190 • Born: August 30, 1993

### PRO CAREER


- Spent majority of the 2017 season on Carolina's practice squad...Signed to active roster but was inactive for Week 17 game at Atlanta...Made NFL debut in post-season Wild Card game at New Orleans (1/7/18).

- Had stints on the practice squad for Denver, Buffalo and San Francisco in 2016.

**TRANSACTIONS:** Signed as an undrafted rookie free agent by Denver (5/6/16)...Waived by Denver (9/3/16)...Signed to practice squad by Denver (9/4/16)...Terminated from practice squad by Denver (10/18/16)...Signed to practice squad by Buffalo (10/25/16)...Terminated from practice squad by Buffalo (11/4/16)...Signed to practice squad by San Francisco (11/8/16)...Signed as a free agent by Carolina (1/18/17)...Waived by Carolina (9/2/17)...Signed to Carolina practice squad (9/3/17)...Signed as a free agent from practice squad (12/22/17).

**COLLEGE:** Played three seasons at Memphis after spending one year at Arkansas-Pine Bluff...Totaled 135 receptions for 1,599 yards and eight touchdowns in 38 games with 23 starts for Memphis...In 2015 as a senior, earned the Tigers' Isaac Bruce Offensive Player of the Year Award...Started 13 games...Top target of quarterback Paxton Lynch produced team highs of 70 catches and 797 receiving yards with four touchdowns...Added two rushing touchdowns on 17 carries for 119 yards...As a junior in 2014, played in 13 games with seven starts...Led the team with 47 receptions for 506 yards and three touchdowns...As a sophomore in 2013, played in 12 games with three starts...Ranked first on the team with an average of 16.4 yards per catch on 18 receptions for 296 yards and one touchdown...2012: Transferred to Memphis from Arkansas-Pine Bluff and was redshirted...As a freshman in 2011, played in five games...Notched two catches for 11 yards.

**PERSONAL:** Attended Whitehaven High School in Memphis, Tenn....Graduated from Memphis with a degree in management.



## KYLE FRIEND

CENTER • TEMPLE • Ht: 6-0 Wt: 295 • Born: April 3, 1994

### PRO CAREER

- Spent the entire 2017 season on the Pittsburgh practice squad.

- Had two stints on the New York Jets practice squad in 2016.

**TRANSACTIONS:** Signed as an undrafted free agent by the New York Jets (5/6/16)...Waived by the New York Jets (8/29/16)...Signed to New York Jets practice squad (10/26/16)...Terminated from New York Jets practice squad (11/1/16)...Signed to New York Jets practice squad (12/21/16)...Signed as a free agent by Pittsburgh (2/14/17)...Waived by Pittsburgh (9/2/17)...Signed to Pittsburgh practice squad (9/3/17)...Signed as a free agent by Carolina (5/14/18).

**COLLEGE:** Played in 45 games through four seasons at Temple...All-AAC First Team in 2015...Named to Rimington and Lombardi Award Watch List...Two-time AAC All-Academic team...In 2015, became first three-time captain in program history...Started 41 games in a row before a knee injury in ninth game of senior season...Part of a unit that was named to Joe Moore Award Honor Roll as top offensive line in the country.

**PERSONAL:** Attended Cumberland Valley High School in Carlisle, Pa...Majored in Business Management at Temple.



## ELIJAH HOOD

RUNNING BACK • NORTH CAROLINA • Ht: 5-11 Wt: 230 • Born: April 22, 1996

### PRO CAREER

• Started the 2017 season on Oakland's practice squad before being signed to the active roster...Played in one game in 2017, making his NFL debut at Buffalo (10/29/17).

**TRANSACTIONS:** Drafted in seventh round (242nd overall) by Oakland in the 2017 Draft (4/29/17)...Waived by Oakland (9/2/17)...Signed to Oakland practice squad (9/3/17)...Signed to active roster by Oakland (10/25/17)...Waived by Oakland (10/31/17)...Signed to Oakland practice squad (11/1/17)...Signed a reserve future contract with Oakland (1/2/18)...Waived by Oakland (5/7/18)...Signed off waivers by Carolina (5/8/18).

**COLLEGE:** Played in 34 career games at North Carolina through three seasons...Entered NFL Draft after junior season...Totaled 2,580 rushing yards and 29 rushing touchdowns...Two-time All-ACC Academic Team...Rushed for 858 yards and eight touchdowns in 2016...Ran for 1,463 yards and 17 touchdowns in 2015...Ranked third in the ACC in rushing yards and marked the second-highest single-season total in UNC history...Earned ACC Offensive Back of the Week after going for a career-high 220 yards and two touchdowns at N.C. State...Ran for 259 yards and four touchdowns in 2014.

**PERSONAL:** Attended Charlotte Catholic High School in Charlotte, N.C.



## BUG HOWARD

WIDE RECEIVER • NORTH CAROLINA • Ht: 6-4 Wt: 220 • Born: November 28, 1994


### PRO CAREER

• Spent 13 weeks on Cleveland's practice squad in 2017.

**TRANSACTIONS:** Signed as undrafted free agent by Indianapolis (5/4/17)...Waived by Indianapolis (9/2/17)...Signed to Cleveland practice squad (9/26/17)...Signed to reserve future contract with Cleveland (1/1/18)...Waived by Cleveland (4/12/18)...Signed as a free agent by Carolina (5/14/18).

**College:** Played in 46 games through four seasons with North Carolina...Totaled 2,048 receiving yards and 18 receiving touchdowns on 146 receptions...Had breakout senior season, leading the Tar Heels with eight receiving touchdowns and ranking second on the team with 827 receiving yards.

**PERSONAL:** Attended Wilcox County High School in Rochelle, Ga...Majored in communications at North Carolina...Full first name is Johnathan.



## DORIAN JOHNSON

GUARD • PITTSBURGH • Ht: 6-5 • Wt: 305 • Born: October 21, 1994


### PRO CAREER

- Drafted by Arizona in 2017 in the fourth round...Inactive for two games with Arizona...Spent time on both the Arizona and Houston practice squads.

**TRANSACTIONS:** Drafted in fourth round of 2017 NFL Draft by Arizona (4/29/17)...Waived by Arizona (9/2/17)...Signed to Arizona practice squad (9/3/17)...Terminated from Arizona practice squad (10/11/17)...Signed as a free agent by Houston (10/11/17)...Waived by Houston (11/3/17)...Signed to Houston practice squad (11/8/17)...Terminated from Houston practice squad (12/27/17)...Signed to Carolina practice squad (1/2/18)...Signed reserve future contract with Carolina (1/8/18).

**COLLEGE:** Played in 51 career games with 42 starts in four seasons at Pitt...First team All-America selection by the American Football Coaches Association (AFCA), ESPN.com, SI.com and Sporting News...First-team All-ACC selection by the media and coaches...Finished third in the coaches' voting for the ACC's Jacobs Blocking Trophy with 13 points...Finished his career with a streak of 40 consecutive starts dating back to the 2013 Little Caesars Pizza Bowl (vs. Bowling Green) his freshman season...Male recipient of the prestigious Panther Award, presented to the senior student-athletes who have best promoted Pitt through their outstanding athletic achievements.

**PERSONAL:** Attended Belle Vernon Area High School (Pa.)...Majored in administration of justice at Pittsburgh.



## JAMAAL JONES

WIDE RECEIVER • MONTANA • Ht: 6-1 Wt: 190 • Born: January 31, 1993

### PRO CAREER

- Spent the 2017 season on Carolina's practice squad.
- Signed as an undrafted free agent by San Diego in 2016...Waived with injury settlement during preseason.

**TRANSACTIONS:** Signed as an undrafted free agent by San Diego (5/13/16)...Waived with injury settlement by San Diego (8/9/16)...Signed reserve future contract with San Diego Chargers (1/19/17)...Waived by the Los Angeles Chargers (9/2/17)...Signed to Carolina practice squad (9/26/17)...Signed reserve future contract with Carolina (1/8/18).

**COLLEGE:** Second-team All-America, first-team All-Big Sky, team captain and Steve Carlson Offensive Team MVP in 2015...Set school record with 3,021 career receiving yards...Third in school annals with 184 catches and eighth with 22 touchdowns...Second-team All-Big Sky after 1,044-yard season in 2014...Played at Montana from 2013-15...Played in three games for Washington in 2012 and was team captain for season finale vs. Arizona...Redshirted in 2011.

**PERSONAL:** Born in Heidelberg, Germany...Played at Graham-Kapowsin High School in Graham, Wash...Majored in communications at Montana.





## ASHAAD MABRY

DEFENSIVE TACKLE • UTSA • Ht: 6-4 Wt: 265 • Born: November 4, 1992

### PRO CAREER

• Spent time on New Orleans's practice squad in 2015 and 2016...Did not play in 2017 after being waived by New Orleans at the end of the preseason.

**TRANSACTIONS:** Signed as an undrafted free agent with New Orleans (5/11/15)... Waived by New Orleans (9/6/15)...Signed to New Orleans practice squad (9/8/15)... Signed reserve future contract with New Orleans (1/6/16)...Waived by New Orleans (9/5/16)...Signed to New Orleans practice squad (9/7/16)...Signed a reserve future contract with New Orleans (1/2/17)...Waived by New Orleans (9/1/17)...Signed by Carolina as a free agent (5/21/18).

**COLLEGE:** Played in 44 games in four seasons at Texas-San Antonio...Tallied 134 career tackles with 12.0 tackles for loss...Finished with 2.5 sacks and one fumble recovery...Had career-best 49 tackles and 6.0 tackles for loss in senior season in 2014.

**PERSONAL:** Went to MacArthur High School in San Antonio, Texas...Majored in multidisciplinary studies at UTSA.



## EFE OBADA

DEFENSIVE END • NO COLLEGE • Ht: 6-6 Wt: 265 • Born: April 13, 1992

### PRO CAREER

• Joined the Carolina practice squad as a part of the International Player Pathway Program by NFL in May 2017...Spent entire season on practice squad.


• Spent time during training camp with Atlanta in 2016 but was waived prior to the start of the regular season.

• Spent seven weeks on the practice squad for Dallas in 2015.

• Appeared in five games at both tight end and defensive end for the London Warriors of the British American Football League in 2014.

**TRANSACTIONS:** Signed as a free agent by Dallas (4/1/15)...Waived by Dallas (9/5/15)...Signed to practice squad by Dallas (9/23/15)...Terminated from practice squad by Dallas (10/7/15)...Signed to practice squad by Dallas (12/2/15)...Signed as a free agent by Dallas (1/4/16)...Waived by Dallas (3/2/16)...Signed as a free agent by Kansas City (3/9/16)...Waived by Kansas City (6/7/16)...Signed as a free agent by Atlanta (7/28/16)...Waived by Atlanta (8/27/16)...Assigned to Carolina practice squad as part of International Player Pathway Program by NFL (5/30/17)... Waived by Carolina (9/1/17)...Signed to Carolina practice squad (9/3/17)...Signed reserve future contract with Carolina (1/8/18).

**PERSONAL:** Born in Nigeria...Moved to England from the Netherlands at age 10.



## DAMIAN PARMIS

SAFETY • FLORIDA ATLANTIC • Ht: 6-2 • Wt: 210 • Born: October 28, 1992


### PRO CAREER

- Spent the entire 2017 season on Carolina's practice squad.
- Had stint on Buffalo's practice squad in 2016.
- Signed as an undrafted free agent by Atlanta in 2015.

**TRANSACTIONS:** Signed as undrafted free agent by Atlanta (5/8/15)...Waived by Atlanta (8/14/15)...Signed as a free agent with Atlanta (3/15/16)...Waived by Atlanta (9/4/16)...Signed to Buffalo practice squad (9/6/16)...Placed on practice squad/injured by Buffalo (9/29/16)...Released by Buffalo (1/9/17)...Signed as a free agent by Carolina (7/29/17)...Waived by Carolina (9/2/17)...Signed to Carolina practice squad (9/3/17)...Signed reserve future contract with Carolina (1/8/18).

**COLLEGE:** Totaled 182 tackles in three seasons at FAU...Finished career with one interception, eight pass deflections and three forced fumbles...Also made 12 tackles for loss and one sack in three seasons.

**PERSONAL:** Attended Monsignor Pace High School in Miami Gardens, Fla...Public Safety Administration major at FAU.



## KARTER SCHULT

DEFENSIVE END • NORTHERN IOWA • Ht: 6-3 • Wt: 260 • Born: December 21, 1993

### PRO CAREER

- Signed as an undrafted free agent with Cleveland in 2017...Waived by Cleveland at the end of the 2017 preseason.

**TRANSACTIONS:** Signed as an undrafted free agent with Cleveland (5/12/17)...Waived by Cleveland (9/1/17)...Signed as a free agent with Carolina (5/14/18).

**COLLEGE:** Played in 50 games in four seasons with UNI...Two-time FCS All-American, including first team selection in senior season...Named Buck Buchanan Award Winner for best defensive player in FCS football in 2016...Finished with school-record 56.0 career tackles for loss...Ranked second in school history with 35.5 career sacks...Led all FCS with 17.0 sacks in 2016 and ranked second in FCS with 24.0 tackles for loss in 2016, resetting his own single-season school record for tackles for loss.

**PERSONAL:** Went to Tripoli High School in Tripoli, Iowa...Majored in family services and movement and exercise science at Northern Iowa.



# JASON VANDER LAAN

TIGHT END • FERRIS STATE • Ht: 6-3 • Wt: 245 • Born: September 22, 1992

## PRO CAREER

- Made NFL Debut vs. Tennessee (11/26/17)...Played in four games for Indianapolis in 2017
- Spent time on the New York Jets practice squad in 2016.

**TRANSACTIONS:** Signed as an undrafted free agent with the New York Jets (5/6/16)...Waived by the New York Jets (8/29/16)...Signed to New York Jets practice squad (12/21/16)...Signed reserve future contract with the New York Jets (1/2/17)...Waived by the New York Jets (9/3/17)...Signed to Indianapolis practice squad (11/3/17)...Signed to Indianapolis active roster (11/25/17)...Waived by Indianapolis (5/8/18)...Signed as a free agent by Carolina (5/21/18).

**2017:** Played in four games for Indianapolis in 2017 primarily on special teams...Compiled two special teams tackles.

**COLLEGE:** Started in all 46 games he played in as a quarterback at Division II Ferris State, completing 666-of-1,050 passes (63.4 percent) for 8,240 yards, 85 touchdowns and 29 interceptions...Also ran for 5,953 yards (NCAA record for most rushing yards by a quarterback in a career) and 81 touchdowns (NCAA Division II record) on 1,010 carries...Became the first quarterback in NCAA history to compile over 1,000 rushing and passing yards for four straight seasons...Finished career as Ferris State's all-time rushing and scoring leader...In 2015, was the top rushing quarterback in the nation (at all levels) with 1,542 yards and 24 touchdowns while finishing first in the nation in points responsible (306)...As a junior in 2014, was named an All-America selection and won the Harlon Hill Trophy, awarded to the most valuable player in NCAA Division II.

**PERSONAL:** Attended Chicago Christian High School in Palos Heights, Ill...Earned degree in Applied Math and Actuarial Science at Ferris State.

ADMINISTRATION  
& COACHES

FIRST YEAR  
PLAYERS

ROOKIES

2017 IN REVIEW

RECORDS

TEAM HISTORY

REFERENCE



**ROOKIES**



**ROOKIES**

# DJ MOORE

WIDE RECEIVER • MARYLAND

ROOKIE NFL SEASON  
1ST PANTHERS SEASON



Ht: 6-0 Wt: 210 • Born: April 14, 1997 • Acquired: D1-18



ADMINISTRATION  
& COACHES

VETERANS

2018  
DRAFT CHOICES

2017 IN REVIEW

RECORDS

TEAM HISTORY

**TRANSACTIONS:** Drafted by the Carolina Panthers in the first round of the 2018 Draft (24th overall).

**COLLEGE:** Played in 37 games in three seasons at Maryland...Finished fifth in school history in receptions (146), sixth in receiving yards (2,027) and fourth in touchdown receptions (17)...In 2017, earned Phil Steele All-America Second Team honors and was the Big Ten Receiver of the Year and All-Big Ten First Team selection...Set a Maryland record with 80 receptions on the season while accumulating 1,033 receiving yards, good for third in Maryland history...Totaled eight touchdown receptions, tying for fourth all-time in Maryland history for a single season...In 2016, Moore started all

13 games and led the team in receiving yards with 637 and receiving touchdowns with six...He averaged 15.5 yards per catch...Helped Maryland advance to the 2016 Quick Lane Bowl...In 2015, appeared in all 12 games, closing the season with 10 consecutive starts...Tied for team lead with three TD receptions and ranked second in catches (25) and yards (357)...His three TD catches were the most for a Maryland true freshman since Stefon Diggs in 2012.

**PERSONAL:** Went to Imhotep Charter High School in Philadelphia, Pa...Ranked as a four-star recruit and the best wide receiver in the state of Pennsylvania by Scout.com.

## DJ MOORE COLLEGE STATISTICS

Year	Team	GP	GS	RECEIVING					RUSHING				
				No	Yds	Avg	Lg	TD	Att	Yds	Avg	Lg	TD
2015	Maryland	12	10	25	357	14.3	52	3	1	9	9.0	9	0
2016	Maryland	13	13	41	637	15.5	92	6	11	55	5.0	52	0
2017	Maryland	12	12	80	1033	12.9	52	8	5	61	12.2	61	1
<b>Totals</b>		<b>37</b>	<b>35</b>	<b>146</b>	<b>2027</b>	<b>13.9</b>	<b>92</b>	<b>17</b>	<b>17</b>	<b>125</b>	<b>7.4</b>	<b>61</b>	<b>1</b>

Year	Team	No	Yds	Avg	TD	KICKOFF RETURNS				PUNT RETURNS			
						No	Yds	Avg	TD	No	Yds	Avg	TD
2015	Maryland	0	0	-	0	0	0	-	0	0	0	-	0
2016	Maryland	15	334	22.3	0	0	0	-	0	0	0	-	0
2017	Maryland	0	0	-	0	15	153	10.2	0	0	0	-	0
<b>Totals</b>		<b>15</b>	<b>334</b>	<b>22.3</b>	<b>0</b>	<b>15</b>	<b>153</b>	<b>10.2</b>	<b>0</b>	<b>0</b>	<b>0</b>	<b>-</b>	<b>0</b>

# DONTE JACKSON

CORNERBACK • LSU

ROOKIE NFL SEASON  
1ST PANTHERS SEASON



Ht: 5-10 Wt: 180 • Born: November 8, 1995 • Acquired: D2-18



**TRANSACTIONS:** Drafted by the Carolina Panthers in the second round of the 2018 Draft (55th overall).

**COLLEGE:** Played in 37 games with 24 starts in the secondary for the Tigers...For career, compiled 114 tackles, 4.0 tackles for loss, and four interceptions...Added 20 pass breakups and a sack...Named All-America Second Team by Sporting News in 2017...All-SEC Second Team in 2017...In 2017, finished with 49 tackles, 3.5 tackles for loss, a sack and an interception...Ranked second on team in pass breakups with 10...Recorded a career-best nine tackles in road win over Florida...In his sophomore season of 2016, he played in 12 games with 11 starts...

Recorded the second-most pass breakups with eight on the season...Also had 39 tackles...Returned seven kick-offs during the season, including a long of 40 against Jacksonville State...Also totaled two interceptions and a forced fumble.

**PERSONAL:** Competed on LSU's track teams as one of the NCAA's top sprinters during the 2017 track season... An SEC finalist in the 60 meters indoors and 100 meters outdoors at the SEC Championships...Attended Riverdale High School in Metairie, La.

## DONTE JACKSON COLLEGE STATISTICS

Year	Team	GP/GS	Tot	T	A	Sack	Yds	INT	Yds	Lg	TD	PD	FF	FR
2015	LSU	12/1	26	21	5	0.0	0	1	0	-	0	2	0	1
2016	LSU	12/11	39	32	7	0.0	0	2	40	40	0	8	1	0
2017	LSU	13/12	49	32	17	1.0	8	1	0	-	0	10	0	0
<b>Totals</b>		<b>37/24</b>	<b>114</b>	<b>85</b>	<b>29</b>	<b>1.0</b>	<b>8</b>	<b>4</b>	<b>40</b>	<b>40</b>	<b>0</b>	<b>20</b>	<b>1</b>	<b>1</b>

### KICKOFF RETURNS

Year	Team	No	Yds	Avg	TD
2015	LSU	8	164	20.5	0
2016	LSU	7	164	23.4	0
<b>Totals</b>		<b>15</b>	<b>328</b>	<b>21.9</b>	<b>0</b>

### PUNT RETURNS

No	Yds	Avg	TD
4	6	1.5	0
0	0	0.0	0
<b>4</b>	<b>6</b>	<b>1.5</b>	<b>0</b>

ADMINISTRATION  
& COACHES

VETERANS

2018  
DRAFT CHOICES

2017 IN REVIEW

RECORDS

TEAM HISTORY

REFERENCE

# RASHAAN GAULDEN

SAFETY • TENNESSEE

ROOKIE NFL SEASON  
1ST PANTHERS SEASON



Ht: 6-1 Wt: 200 • Born: January 23, 1995 • Acquired: D3-18



**TRANSACTIONS:** Drafted by the Carolina Panthers in the third round of the 2018 Draft (85th overall).

**COLLEGE:** Played in 36 games with 19 starts at defensive back for Tennessee...Did not play in 2015 after suffering season-ending foot injury...In his career, tallied 140 total tackles, including 9.5 tackles for loss, four forced fumbles, recovered three fumbles and made one interception...Recorded 65 tackles and tied for fourth in the SEC with three forced fumbles in 2017...Set career highs with

10 tackles in a single game, doing it twice against Florida and South Carolina...In 2016, ranked third on the team with 68 tackles, including 6.0 for loss...Posted five tackles, one forced fumble and two pass breakups in win over Nebraska in Music City Bowl.

**PERSONAL:** Attended Independence High School in Spring Hill, Tenn.

## RASHAAN GAULDEN COLLEGE STATISTICS

Year	Team	GP/GS	Tot	T	A	Sack	Yds	INT	Yds	Lg	TD	PD	FF	FR	TD
2014	Tennessee	11/0	7	6	1	0.0	0	0	0	-	0	0	0	0	0
2015	Tennessee	DID NOT PLAY													
2016	Tennessee	13/9	68	52	16	0.0	0	0	0	-	0	4	1	0	0
2017	Tennessee	12/10	65	38	27	0.0	0	1	0	0	0	6	3	3	0
<b>Totals</b>		<b>36/19</b>	<b>140</b>	<b>96</b>	<b>44</b>	<b>0.0</b>	<b>0</b>	<b>1</b>	<b>0</b>	<b>0</b>	<b>0</b>	<b>10</b>	<b>4</b>	<b>3</b>	<b>0</b>

ADMINISTRATION  
& COACHES

VETERANS

2018  
DRAFT CHOICES

2017 IN REVIEW

RECORDS

TEAM HISTORY



# IAN THOMAS

TIGHT END • INDIANA

ROOKIE NFL SEASON  
1ST PANTHERS SEASON



Ht: 6-4 Wt: 260 • Born: June 6, 1996 • Acquired: D4a-18



**TRANSACTIONS:** Drafted by the Carolina Panthers in the fourth round of the 2018 Draft (101st overall).

**COLLEGE:** Played two seasons for Indiana after transferring from Nassau Community College (Garden City, N.Y.)...In 2017, was All-Big Ten Honorable Mention...Finished second among Big Ten tight ends with 15.0 yards per reception (4th nationally)...Tied for third among tight

ends in the conference with five receiving touchdowns (T-12th nationally)...Averaged 37.6 receiving yards per game...His touchdowns and yardage rank seventh all-time on Indiana's single-season tight ends list.

**PERSONAL:** Attended Digital Harbor High School in Baltimore, Md.

## IAN THOMAS COLLEGE STATISTICS

### RECEIVING

Year	Team	GP	GS	No	Yds	Avg	Lg	TD
2016	Indiana	13	1	3	28	9.3	22	0
2017	Indiana	10	10	25	376	15.0	71	5
Totals		23	11	28	404	14.4	71	5

ADMINISTRATION  
& COACHES

VETERANS

2018  
DRAFT CHOICES

2017 IN REVIEW

RECORDS

TEAM HISTORY

REFERENCE


# MARQUIS HAYNES

DEFENSIVE END • MISSISSIPPI

ROOKIE NFL SEASON  
1ST PANTHERS SEASON



Ht: 6-2 Wt: 235 • Born: December 16, 1993 • Acquired: D4b-18



ADMINISTRATION  
& COACHES

VETERANS

2018  
DRAFT CHOICES

2017 IN REVIEW

RECORDS

TEAM HISTORY

**TRANSACTIONS:** Drafted by the Carolina Panthers in the fourth round of the 2018 Draft (136th overall).

**COLLEGE:** Played four seasons at Ole Miss becoming modern-era career sacks leader with 32 career sacks... Also holds modern-era career tackles for loss record with 47.5... In 2017, earned All-SEC Second Team accolades and participated in the Senior Bowl... Tallied 45 tackles on the season, including 7.5 sacks which ranked fifth in the SEC... Notched team-best 11.5 tackles for loss with three forced fumbles... In 2016, earned All-SEC Third Team honors... Led team in TFLs (11.0), sacks (7.0) forced fumbles (3) and QB hurries (8)... Finished

third on team with 53 tackles... Tied for second in SEC and 15th nationally with three forced fumbles... Earned All-SEC Second Team honors in 2015, winning SEC Defensive Lineman of the Week honors three times... Tied for fourth in the SEC and 19th in the country with 10.0 sacks... In 2014, named to the Freshman All-America First Team by numerous publications... Tied for fourth among all freshman in the nation in sacks (7.5), setting an Ole Miss freshman record.

**PERSONAL:** Attended University Christian High School in Jacksonville, Fla.

## MARQUIS HAYNES COLLEGE STATISTICS

Year	Team	GP/GS	Tot	T	A	Sack	Yds	INT	Yds	Lg	TD	PD	FF	FR	TD
2014	Mississippi	13/4	31	17	14	7.5	72	0	0	-	0	2	3	1	0
2015	Mississippi	13/12	43	29	14	10.0	76	0	0	-	0	2	3	1	0
2016	Mississippi	12/12	53	29	24	7.0	53	1	17	17	0	3	3	1	0
2017	Mississippi	12/12	45	27	18	7.5	59	0	0	-	0	-	3	0	0
<b>Totals</b>		<b>50/40</b>	<b>172</b>	<b>102</b>	<b>70</b>	<b>32.0</b>	<b>260</b>	<b>1</b>	<b>17</b>	<b>17</b>	<b>0</b>	<b>7</b>	<b>12</b>	<b>3</b>	<b>0</b>

# JERMAINE CARTER

LINEBACKER • MARYLAND

ROOKIE NFL SEASON  
1ST PANTHERS SEASON



Ht: 6-0 Wt: 230 • Born: January 14, 1995 • Acquired: D5-18



**TRANSACTIONS:** Drafted by the Carolina Panthers in the fifth round of the 2018 Draft (161st overall).

**COLLEGE:** Played in 50 games at middle linebacker for Maryland from 2014-2017...Compiled 330 career tackles with 9.5 sacks and one interception which he returned for a touchdown...Led team in tackles in three consecutive seasons, becoming fifth Maryland player since 1969 to achieve the feat...He was a three-time All-Big Ten honorable mention selection...Named to Bednarik and Butkus Award Watch List in 2017...In 2017, led team with 90 tackles and 3.5 sacks...Tied for Big Ten lead with four

forced fumbles...Notched career-high 110 tackles in 2016 and ranked seventh in the Big Ten in tackles per game...Finished second on team with 6.0 sacks and third with 9.0 tackles for loss...Compiled 103 tackles in 2015 and ranked second on team with 14.0 tackles for loss, most by a Maryland linebacker since 2002...Led team with two forced fumbles in redshirt-freshman season in 2014...Served a redshirt season in 2013.

**PERSONAL:** Attended Friendship Collegiate Academy in Washington, D.C.

## JERMAINE CARTER COLLEGE STATISTICS

Year	Team	GP/GS	Tot	T	A	Sack	Yds	INT	Yds	Lg	TD	PD	FF	FR	TD
2014	Maryland	13/0	27	19	8	0.0	0	0	0	-	0	0	2	0	0
2015	Maryland	12/7	103	66	37	0.0	0	0	0	-	0	3	0	0	0
2016	Maryland	13/13	110	67	43	6.0	42	1	14	14	1	4	2	1	0
2017	Maryland	12/12	90	51	39	3.5	29	0	0	-	0	3	4	0	0
<b>Totals</b>		<b>50/32</b>	<b>330</b>	<b>203</b>	<b>127</b>	<b>9.5</b>	<b>71</b>	<b>1</b>	<b>14</b>	<b>14</b>	<b>1</b>	<b>10</b>	<b>8</b>	<b>1</b>	<b>0</b>

ADMINISTRATION  
& COACHES

VETERANS

2018  
DRAFT CHOICES

2017 IN REVIEW

RECORDS

TEAM HISTORY

REFERENCE

# ANDRE SMITH

LINEBACKER • NORTH CAROLINA

ROOKIE NFL SEASON  
1ST PANTHERS SEASON



Ht: 6-0 Wt: 240 • Born: April 20, 1997 • Acquired: D7a-18



**TRANSACTIONS:** Drafted by the Carolina Panthers in the seventh round of the 2018 Draft (234th overall).

**COLLEGE:** Tallied 187 tackles in three seasons at North Carolina...Notched two sacks and two interceptions with seven pass breakups and two forced fumbles in his career...In 2017, tallied 21 tackles and had a 73-yard interception return in the opening week against Cal... Tallied 11 tackles before suffering a season-ending injury in Week 2 against Louisville...In 2016, tallied 113 tackles which ranked second on the team and ranked

seventh in the ACC in tackles per game...Added six tackles for loss, one sack and three pass breakups...Had a career-high 15 tackles against Virginia Tech...In 2015, played in 14 games and tallied 53 tackles, 2.0 tackles for loss, one sack, one forced fumble, one interception and two pass breakups in his freshman season.

**PERSONAL:** Attended Trinity Christian Academy in Jacksonville, Fla.

## ANDRE SMITH COLLEGE STATISTICS

Year	Team	GP/GS	Tot	T	A	Sack	Yds	INT	Yds	Lg	TD	PD	FF	FR	TD
2015	North Carolina	14/3	53	24	29	1.0	11	1	28	28	0	2	1	0	0
2016	North Carolina	13/12	113	56	57	1.0	9	0	0	-	0	3	1	0	0
2017	North Carolina	2/2	21	10	11	0.0	0	1	73	73	1	2	0	0	0
<b>Totals</b>		<b>29/17</b>	<b>187</b>	<b>90</b>	<b>97</b>	<b>2.0</b>	<b>20</b>	<b>2</b>	<b>101</b>	<b>73</b>	<b>1</b>	<b>7</b>	<b>2</b>	<b>0</b>	<b>0</b>

ADMINISTRATION  
& COACHES

VETERANS

2018  
DRAFT CHOICES

2017 IN REVIEW

RECORDS

TEAM HISTORY

# KENDRICK NORTON

DEFENSIVE TACKLE • MIAMI (Fla.)

ROOKIE NFL SEASON  
1ST PANTHERS SEASON



Ht: 6-2 Wt: 315 • Born: June 7, 1997 • Acquired: D7b-18



**TRANSACTIONS:** Drafted by the Carolina Panthers in the seventh round of the 2018 Draft (242nd overall).

**COLLEGE:** Compiled 84 tackles, 18.0 tackles for loss and 5.0 sacks in three seasons at Miami (Fla.)...In 2017, earned All-ACC Honorable Mention accolades while finishing with 26 tackles and 6.5 tackles for loss with two sacks...In 2016, named All-ACC Third Team as he ranked

seventh on the team and second among defensive linemen with 39 tackles...Tied for third on the team with 10.0 tackles for loss with 2.0 sacks...Produced first fumble recovery of career in Russell Athletic Bowl win over West Virginia...Compiled 19 tackles in freshman season in 2015.

**PERSONAL:** Attended Trinity Christian Academy in Jacksonville, Fla.

## KENDRICK NORTON COLLEGE STATISTICS

Year	Team	GP/GS	Tot	T	A	Sack	Yds	INT	Yds	Lg	TD	PD	FF	FR	TD
2015	Miami	12/0	19	10	9	1.0	7	0	0	-	0	0	0	0	0
2016	Miami	13/13	39	21	18	2.0	7	0	0	-	0	0	1	1	0
2017	Miami	13/12	26	14	12	2.0	8	0	0	-	0	1	0	0	0
<b>Totals</b>		<b>38/25</b>	<b>84</b>	<b>45</b>	<b>39</b>	<b>5.0</b>	<b>22</b>	<b>0</b>	<b>0</b>	<b>0</b>	<b>0</b>	<b>1</b>	<b>1</b>	<b>1</b>	<b>0</b>

ADMINISTRATION  
& COACHES

VETERANS

2018  
DRAFT CHOICES

2017 IN REVIEW

RECORDS

TEAM HISTORY

REFERENCE




## KYLE ALLEN

QUARTERBACK • HOUSTON • Ht: 6-3 Wt: 210 • Born: March 8, 1996

**TRANSACTIONS:** Signed as an undrafted rookie free agent by Carolina (5/10/18).

**COLLEGE:** Played in five games with three starts for Houston in 2017...Threw for 751 yards with four touchdowns in only season with Houston in 2017...2017 Unitas Award Watch List...Made first career start at QB for Houston at Arizona (9/9/17)...Completed 25 passes on 32 attempts with two interceptions...Broke the Houston single-game completion percentage record at 93.9 on 31-33 passing in win over Rice (9/16/17)...Redshirted the 2016 season after transferring from Texas A&M...Spent the 2014 and 2015 seasons at Texas A&M...Led Texas A&M in sophomore season in passing and total offense, completing 160-of-283 passes for 2,210 yards and 17 touchdowns against seven interceptions...Also added 102 yards on the ground to become the eighth quarterback in Texas A&M history to pass for 2,000 yards and 15 touchdowns in a season...Threw for 1,322 yards and 16 touchdowns as a freshman against seven interceptions on 118-of-192 passing...Closed the year with MVP honors in an Autozone Liberty Bowl win over West Virginia, throwing for 294 yards and four touchdowns while adding 33 yards rushing against the Mountaineers.

**PERSONAL:** Attended Desert Mountain High School in Scottsdale, Ariz.



## REGGIE BONNAFON

RUNNING BACK • LOUISVILLE • Ht: 6-0 Wt: 215 • Born: January 4, 1996

**TRANSACTIONS:** Signed as an undrafted rookie free agent by Carolina (5/10/18).

**COLLEGE:** Played in 47 games with 24 starts at Louisville playing quarterback, wide receiver and running back...Completed 75-of-144 passes for 1,056 yards and seven touchdowns against five interceptions...Finished college career with 215 rushing attempts for 805 yards and 12 touchdowns...Recorded 44 receptions for 446 yards and 6 touchdowns...Made the switch to running back in 2017...Concluded the season with 459 yards rushing and seven scores...Caught 21 passes for 182 yards and one score...Tied a season high with three receptions vs. NC State...Notched first 100-yard game with 107 yards on 12 carries, including a touchdown against Boston College...Rushed a career-best 16 times for 74 yards and a score in a win at Florida State...In 2016, lined up at wide receiver and in the backfield...Moved to the wide receiver position full-time this season...Caught 12 passes for 141 yards and four touchdowns...Caught one pass for a season-long 24-yard reception vs. Florida State...In 2015, played in 11 games, including two starts...Played quarterback, wide receiver, and running back...Made transition to running back role...Recorded 472 total yards...Rushed 45 times for 175 yards...Caught ten passes for 105 yards...Led the team in rushing vs. Boston College, rushing 10 times for 56 yards...Recorded a season-long 29-yard run...Caught a career-high three passes for 31 yards vs. Florida State...In 2014, started five games at quarterback...Fifth on the team in rushing with 164 yards and five touchdowns...Passed for 864 yards and five touchdowns.

**PERSONAL:** Attended Trinity High School in Louisville, Ky.



## KYLE BOSCH

GUARD • WEST VIRGINIA • Ht: 6-4 Wt: 300 • Born: November 11, 1994

**TRANSACTIONS:** Signed as an undrafted rookie free agent by Carolina (5/10/18).

**COLLEGE:** Played in 43 career games and started a team-high 40 games at West Virginia...In 2017, started 11 games at guard...Missed final two games after sustaining a leg injury vs. Texas...Helped the offense to average 309.3 passing yards, No. 13 nationally, 459.6 yards of total offense, ranking No. 20 and 34.5 points per game, No. 22...Held opponents to 1.5 sacks per game, which ranked No. 25 in the nation, No. 2 in the Big 12...In 2016, was member of top five nationally ranked offensive line (Pro Football Focus)...All-Big 12 Conference First Team (AP, ESPN)...Member of offensive line that was No. 2 in the Big 12 in fewest sacks allowed...Helped the offense to average 485.5 yards per game of total offense (No. 17 nationally), 228.4 yards rushing (No. 25 nationally) and 257.2 yards passing (No. 42)...In 2015, was part of an offense that ranked No. 17 nationally in rushing offense, No. 18 in first down offense, No. 23 in total offense and No. 35 in scoring offense...Transferred from Michigan in spring...As a sophomore in 2014, saw action in one game before redshirting...Redshirted...Appeared in five games at left guard, making three starts as a freshman in 2013.

**PERSONAL:** Attended St. Francis High School in St. Charles, Ill.



## CHRIS FREY

LINEBACKER • MICHIGAN STATE • Ht: 6-0 Wt: 225 • Born: June 23, 1995

**TRANSACTIONS:** Signed as an undrafted rookie free agent by Carolina (5/10/18).

**COLLEGE:** Four-year letterwinner at Michigan State...Finished career with 193 tackles in 52 games, including 25 straight starts...Voted 2017 team captain...Named 2017 Holiday Bowl Defensive MVP...All-Big Ten honorable mention in 2017 and 2016...Two-time All-Big Ten All-Academic team...Recorded 13.5 tackles for loss, 7.0 sacks and five fumble recoveries in career...Two year starter at Sam linebacker...In 2017, named honorable mention All-Big Ten and recipient of the MSU Downtown Coaches Club Award (most outstanding player: defense)...Tallied 55 tackles, including 4.5 tackles for loss (25 yards) and career-high 4.0 sacks (24 yards) in 13 games, ranking tied for second on team in sacks and sixth in TFLs...Led team with three fumble recoveries to rank tied for first in BIG and tied for fourth in FBS in fumbles recovered...In 2016, led the team with a career-high 96 tackles...Defensive recipient of MSU's Up Front Award (most outstanding lineman)...Posted double-digit stops in two games (career-high 13 vs. BYU, 10 vs. Maryland)...Shared the team lead with seven QB hurries...In 2015, recorded 23 tackles, including five for losses (24 yards) and 2.5 sacks (14 yards), in 14 games.

**PERSONAL:** Attended Upper Arlington High School in Upper Arlington, Ohio.

ADMINISTRATION  
& COACHES

VETERANS

UNDRAFTED ROOKIE  
FREE AGENTS

2017 IN REVIEW

RECORDS

TEAM HISTORY

REFERENCE




## TAYLOR HEARN

GUARD • CLEMSON • Ht: 6-4 Wt: 315 • Born: January 11, 1996

**TRANSACTIONS:** Signed as an undrafted rookie free agent by Carolina (5/10/18).

**COLLEGE:** Finished with career 69.5 knockdowns in 1,979 snaps over 43 games (29 starts) for Clemson...Third Team All-ACC selection in 2017...Helped Clemson win the National Championship in 2016 behind the seventh-ranked passing offense and 12th-ranked overall offense in the country...In 2017, recorded 29 knockdowns in 777 snaps over 14 games (14 starts)...In 2016, tied for second on the team with 32.5 knockdown blocks in 1,022 snaps over 15 games (15 starts)...Recorded eight knockdowns in 180 snaps over 14 games in 2015.

**PERSONAL:** Attended Williston-Elko High School in Williston, S.C.



## BRENDAN MAHON

GUARD • PENN STATE • Ht: 6-4 Wt: 320 • Born: January 17, 1995

**TRANSACTIONS:** Signed as an undrafted rookie free agent by Carolina (5/10/18).

**COLLEGE:** Played in 46 games with 41 starts for Penn State...In 2017, earned Pro Football Focus Big Ten Team of the Week honors after helping the offense pile up 569 yards of total offense vs. Akron (9/2/17)...Selected to the Pro Football Focus National Team of the Week and Big Ten Team of the Week following performance vs. Nebraska (11/18/17) where he helped the offense record 609 total yards...Earned the Dick Maginnis Memorial Award, honoring the program's outstanding offensive lineman...In 2016, was selected Pro Football Focus All-Big Ten first team...Helped Penn State to 471 yards of total offense against Minnesota (10/1/16)...Paved the way for 372 total rushing yards, third-highest total for a Penn State team, against Maryland (10/8/16)...In 2015, started games at both left guard and right tackle...2014 (r-Fr.): Appeared in 12 games and made first nine career starts at left guard...Helped quarterback Christian Hackenberg amass 2,977 yards and 12 touchdowns, including six 200-yard passing games...Made first career start in the Croke Park Classic in Dublin Ireland against UCF (8/30/15)...Redshirted as a true freshman in 2013.

**PERSONAL:** Attended Randolph High School in Randolph, N.J.



## TRACY SPRINKLE

DEFENSIVE TACKLE • OHIO STATE • Ht: 6-2 Wt: 295 • Born: April 18, 1995

**TRANSACTIONS:** Signed as an undrafted rookie free agent by Carolina (5/10/18).

**COLLEGE:** Played in 31 games with 12 starts for Ohio State...Led all linemen in starts...Finished career with 20 total tackles, one fumble recovery, and one pass defense...Contributed 16 tackles from the defensive position in 2017 with three tackles-for-losses, totaling seven yards...Named co-captain as a fifth year senior in 2017...Honored by OSU coaches as a "champion" three times...Notched a career-high five total tackles against Army (9/16/17)...Played in three games as a true freshman in 2014 when Ohio State won the inaugural College Football Playoff Championship...Contributed to bowl game victories in the Sugar Bowl, Fiesta Bowl, and Cotton Bowl and played on Big Ten title-winning teams in 2014 and 2017...Earned a start in the 2016 season only to injure knee and miss remainder of the season after surgery and rehabilitation.

**PERSONAL:** Attended Elyria High School in Elyria, Ohio.



# 2018 TRAINING CAMP ROSTER (as of July 23, 2018)

NO	NAME	POS	HT	WT	AGE	EXP	COLLEGE	HOMETOWN	HOW ACQ
1	Cam Newton	QB	6-5	245	29	8	Auburn	College Park, Ga.	D1 '11
2	Fred Ross	WR	6-2	210	23	2	Mississippi State	Tyler, Texas	FA '17
4	Garrett Gilbert	QB	6-4	230	26	2	Southern Methodist	Austin, Texas	FA '16
5	Michael Palardy	P	5-11	200	25	3	Tennessee	Fort Lauderdale, Fla.	FA '16
6	Taylor Heinicke	QB	6-1	210	25	3	Old Dominion	Lawrenceville, Ga.	FA '18
7	Kyle Allen	QB	6-3	210	22	R	Houston	Scottsdale, Ariz.	FA '18
8	Austin Duke	WR	5-9	170	24	1	Charlotte	Charlotte, N.C.	FA '17
9	Graham Gano	K	6-2	202	31	9	Florida State	Cantonment, Fla.	FA '12
10	Curtis Samuel	WR	5-11	195	21	2	Ohio State	Brooklyn, N.Y.	D2a '17
11	Torrey Smith	WR	6-0	205	29	8	Maryland	Falmouth, Va.	TR '18 (PHI)
12	DJ Moore	WR	6-0	210	21	R	Maryland	Philadelphia, Pa.	D1 '18
13	Jarius Wright	WR	5-10	191	28	7	Arkansas	Warren, Ark.	FA '18
14	Mose Frazier	WR	5-11	190	24	1	Memphis	Memphis, Tenn.	FA '17
15	Jamaal Jones	WR	6-1	190	24	1	Montana	Graham, Wash.	FA '17
16	Rasheed Bailey	WR	6-1	210	24	1	Delaware Valley	Philadelphia, Pa.	FA '17
17	Devin Funchess	WR	6-4	225	24	4	Michigan	Farming, Mich.	D2 '15
18	Damiere Byrd	WR	5-9	180	25	3	South Carolina	Sicklerville, N.J.	FA '15
20	CJ Anderson	RB	5-8	225	27	6	California	Vallejo, Calif.	FA '18
21	Da'Norris Searcy	S	5-11	205	29	8	North Carolina	Decatur, Ga.	FA '17
22	Christian McCaffrey	RB	5-11	205	22	2	Stanford	Highlands Ranch, Colo.	D1 '17
23	LaDarius Gunter	CB	6-2	200	26	4	Miami (Fla.)	Montgomery, Ala.	WW '17 (GB)
24	James Bradberry	CB	6-1	212	24	3	Samford	Pleasant Grove, Ala.	D2 '16
25	Damian Parns	S	6-2	210	25	1	Florida Atlantic	Miami, Fla.	FA '17
26	Donte Jackson	CB	5-10	180	22	1	Louisiana State	Metairie, La.	D1 '18
27	Kevon Seymour	CB	6-0	185	24	3	Southern California	Pasadena, Calif.	TR '17 (BUF)
28	Rashaan Gaulden	S	6-1	200	23	R	Tennessee	Spring Hill, Tenn.	D3 '18
29	Mike Adams	S	5-11	205	37	15	Delaware	Wayne, N.J.	UF '17 (IND)
30	Elijah Hood	RB	5-11	230	22	1	North Carolina	Charlotte, N.C.	WW '18 (OAK)
31	Lorenzo Doss	CB	5-11	185	24	3	Tulane	New Orleans, La.	FA '18
32	Cole Luke	CB	5-11	200	23	2	Notre Dame	Chandler, Ariz.	FA '17
34	Cameron Artis-Payne	RB	5-10	215	28	4	Auburn	Harrisburg, Pa.	D5b '15
35	Corn Elder	CB	5-10	185	22	2	Miami	Nashville, Tenn.	D5 '17
36	Demetrius Cox	S	6-0	200	24	2	Michigan State	Jeannette, Pa.	WW '17 (CIN)
37	Dezmen Southward	S	6-2	208	26	3	Wisconsin	Fort Lauderdale, Fla.	FA '16
38	Kenjon Barner	RB	5-9	195	29	5	Oregon	Riverside, Calif.	FA '18
39	Reggie Bonafon	RB	6-0	215	22	R	Louisville	Louisville, Ky.	FA '18
40	Alex Armah	FB	6-2	255	22	2	West Georgia	Lawrenceville, Ga.	D6 '17
41	Captain Munnerlyn	CB	5-9	195	30	10	South Carolina	Mobile, Ala.	UF '17 (MIN)
42	Colin Jones	S	6-0	205	30	8	TCU	Bridgeport, Texas	TR '12 (SF)
44	JJ Jansen	LS	6-2	235	32	11	Notre Dame	Phoenix, Ariz.	TR '09 (GB)
47	Ross Cockrell	CB	6-0	190	26	5	Duke	Charlotte, N.C.	UF '18 (NYG)
49	Richie Brown	LB	6-1	235	24	1	Mississippi State	Long Beach, Miss.	FA '17
50	Chris Frey	LB	6-0	225	23	R	Michigan State	Upper Arlington, Ohio	FA '18
52	Jared Norris	LB	6-1	238	24	3	Utah	Bakersfield, Calif.	FA '16
53	Ben Jacobs	LB	6-4	240	30	5	Fresno State	Las Vegas, Nev.	FA '16
54	Shaq Thompson	LB	6-0	230	24	4	Washington	Sacramento, Calif.	D1 '15
55	David Mayo	LB	6-2	245	24	4	Texas State	Scappoose, Ore.	D5a '15
56	Jermaine Carter	LB	6-1	225	23	R	Maryland	Rockville, Md.	D5 '18
57	Andre Smith	LB	6-0	240	21	R	North Carolina	Jacksonville, Fla.	D7a '18
58	Thomas Davis	LB	6-1	235	35	14	Georgia	Shellman, Ga.	D1 '05
59	Luke Kuechly	LB	6-3	238	27	7	Boston College	Cincinnati, Ohio	D1 '12
60	Daryl Williams	T	6-6	330	25	4	Oklahoma	Lake Dallas, Texas	D4 '15
61	Kyle Bosch	G	6-4	300	23	R	West Virginia	St. Charles, Ill.	FA '18
62	Taylor Hearn	G	6-4	315	22	R	Clemson	Williston, S.C.	FA '18
63	Brendan Mahon	G	6-4	320	23	R	Penn State	Randolph, N.J.	FA '18
64	Dorian Johnson	G	6-5	305	23	1	Pittsburgh	Belle Vernon, Pa.	FA '17
65	Amini Sitatolu	T	6-4	305	29	6	Midwestern State	Tracy, Calif.	FA '17
66	Norman Price	G	6-4	310	23	1	Southern Miss	Vicksburg, Miss	FA '18
67	Ryan Kilil	C	6-2	300	33	12	Southern California	Corona, Calif.	D2b '07
68	Tyric Sprinkle	DT	6-2	295	23	R	Ohio	Elmont, N.Y.	FA '18
69	Tyler Larsen	C	6-4	325	26	3	Utah State	Sandy, Utah	FA '16
70	Trai Turner	G	6-3	315	25	5	Louisiana State	New Orleans, La.	D3 '14
71-D	Efe Obada	DE	6-6	265	26	1	none	London, England	FA '17
71-O	Jeremiah Sirles	T	6-6	315	26	5	Nebraska	Lakewood, Colo.	FA '18
72-D	Ashaad Mabry	DT	6-4	265	25	1	Texas-San Antonio	San Antonio, Texas	FA '18
72-O	Taylor Moton	T	6-5	325	24	2	Western Michigan	Okemos, Mich.	D2b '17
73	Greg Van Roten	G	6-3	305	28	4	Pennsylvania	Mineola, N.Y.	FA '17
74-O	Kyle Friend	C	6-0	295	24	1	Temple	Carlisle, Pa.	FA '18
74-D	Kendrick Norton	DT	6-3	315	21	R	Miami (Fla.)	Jacksonville, Fla.	D7b '18 (MIN)
75	Matt Kalil	T	6-7	315	28	7	Southern California	Corona, Calif.	FA '16
76-O	Blaine Clausell	T	6-6	330	26	1	Mississippi State	Mobile, Ala.	FA '16
76-D	Karter Schult	DE	6-3	260	24	1	Northern Iowa	Tripoli, Iowa	FA '18
77	Zach Moore	DE	6-6	275	27	2	Concordia-St. Paul	Chicago, Ill.	WW '17 (SF)
78	Zach Banner	T	6-8	360	24	2	Southern California	Seattle, Wash.	FA '18
79-O	Quinterius Eatmon	G	6-6	315	26	1	USF	Pritchard, Ala.	FA '17
79-D	Drew Iddings	DT	6-6	265	25	2	South Dakota	Rapid City, S.D.	FA '18
80	Ian Thomas	TE	6-4	260	22	R	Indiana	Baltimore, Md.	D4a '18
82	Chris Manhertz	TE	6-6	255	26	3	Canisius	New York, N.Y.	WW '16 (NO)
84	Jason Vander Laan	TE	6-4	245	25	1	Ferris State	Frankfort, Ill.	FA '18
85	Evan Baylis	TE	6-6	245	24	1	Oregon	Centennial, Colo.	FA '17
87	Bug Howard	WR	6-4	220	23	1	North Carolina	Rochelle, Ga.	FA '18
88	Greg Olsen	TE	6-5	255	33	12	Miami (Fla.)	Wayne, N.J.	TR '11 (GB)
90	Julius Peppers	DE	6-7	295	38	17	North Carolina	Wayne, N.C.	UF '17 (CHI)
91	Bryan Cox Jr.	DE	6-3	270	23	2	Florida	Ft. Lauderdale, Fla.	FA '17
92	Vernon Butler	DT	6-4	330	24	3	Louisiana Tech	Summit, Miss.	D1 '16
93	Kyle Love	DT	6-1	310	31	7	Mississippi State	College Park, Ga.	FA '16
94	Daeshon Hall	DE	6-5	265	23	2	Texas A&M	Lancaster, Texas	D3 '17
95	Dontari Poe	DT	6-3	346	27	7	Memphis	Memphis, Tenn.	UF '18 (ATL)
96	Wes Horton	DE	6-5	265	28	6	Southern California	Sherman Oaks, Calif.	FA '16
97	Mario Addison	DE	6-3	260	30	8	Troy	Tarrant, Ala.	FA '12
98	Marquis Haynes	DE	6-2	235	24	R	Mississippi	Jacksonville, Fla.	D4b '18
99	Kawann Short	DT	6-3	315	29	6	Purdue	East Chicago, Ind.	D2 '13

Reserve / Injured (1)  
43 Fozzy Whittaker RB 5-10 205 29 6 Texas

Pearland, Texas

FA '14

ADMINISTRATION & COACHES

VETERANS

2018 TRAINING CAMP ROSTER

2017 IN REVIEW

RECORDS

TEAM HISTORY

REFERENCE



2017 IN REVIEW



2017 IN REVIEW

# 2017 FINAL STANDINGS

## AMERICAN FOOTBALL CONFERENCE

### EAST DIVISION

	W	L	T	PCT	PF	PA
*New England	13	3	0	.813	458	296
#Buffalo	9	7	0	.563	302	359
Miami	6	10	0	.375	281	393
New York Jets	5	11	0	.313	298	382

### NORTH DIVISION

	W	L	T	PCT	PF	PA
*Pittsburgh	13	3	0	.813	406	308
Baltimore	9	7	0	.563	395	303
Cincinnati	7	9	0	.438	290	349
Cleveland	0	16	0	.000	234	410

### SOUTH DIVISION

	W	L	T	PCT	PF	PA
*Jacksonville	10	6	0	.625	417	268
#Tennessee	9	7	0	.563	334	356
Indianapolis	4	12	0	.250	263	404
Houston	4	12	0	.250	338	436

### WEST DIVISION

	W	L	T	PCT	PF	PA
*Kansas City	10	6	0	.625	415	339
Los Angeles Chargers	9	7	0	.563	355	272
Oakland	6	10	0	.375	301	373
Denver	5	11	0	.313	289	382

## NATIONAL FOOTBALL CONFERENCE

### EAST DIVISION

	W	L	T	PCT	PF	PA
*Philadelphia	13	3	0	.813	457	295
Dallas	9	7	0	.563	354	332
Washington	7	9	0	.438	342	388
New York Giants	3	13	0	.188	246	388

### NORTH DIVISION

	W	L	T	PCT	PF	PA
*Minnesota	13	3	0	.813	382	252
Detroit	9	7	0	.563	410	376
Green Bay	7	9	0	.438	320	384
Chicago	5	11	0	.313	264	320

### SOUTH DIVISION

	W	L	T	PCT	PF	PA
*New Orleans	11	5	0	.688	448	326
#Carolina	11	5	0	.688	363	327
#Atlanta	10	6	0	.625	353	315
Tampa Bay	5	11	0	.313	335	382

### WEST DIVISION

	W	L	T	PCT	PF	PA
*Los Angeles Rams	11	5	0	.688	478	329
Seattle	9	7	0	.563	366	332
Arizona	8	8	0	.500	295	361
San Francisco	6	10	0	.375	331	383

\* Division Champion

# Wild Card Team

## 2017 POSTSEASON AT A GLANCE

Home team in CAPS

### AFC Wild Card Playoff Games

Tennessee 22, KANSAS CITY 21  
JACKSONVILLE 10, Buffalo 3

### AFC Divisional Playoff Games

NEW ENGLAND 35, Tennessee 14  
Jacksonville 45, PITTSBURGH 42

### AFC Championship Game

NEW ENGLAND 24, Jacksonville 20

### NFC Wild Card Playoff Games

Atlanta 26, LOS ANGELES RAMS 13  
NEW ORLEANS 31, Carolina 26

### NFC Divisional Playoff Games

PHILADELPHIA 15, Atlanta 10  
MINNESOTA 29, New Orleans 24

### NFC Championship Game

PHILADELPHIA 38, Minnesota 7

Super Bowl LII at U.S. Bank Stadium (Minneapolis, Minn.)

Philadelphia (NFC) 41, New England (AFC) 33

Pro Bowl at Camping World Stadium (Orlando, FL)

AFC 24, NFC 23

# 2017 REGULAR SEASON STATISTICS

## WON 11, LOST 5

09/10	W	23-3	at San Francisco	70,178
09/17	W	9-3	vs. Buffalo	74,122
09/24	L	13-34	vs. New Orleans	73,775
10/01	W	33-30	at New England	65,878
10/08	W	27-24	at Detroit	64,288
10/12 (Thur.)	L	23-28	vs. Philadelphia	74,373
10/22	L	3-17	at Chicago	61,256
10/29	W	17-3	at Tampa Bay	58,545
11/05	W	20-17	vs. Atlanta	74,244
11/13 (Mon.)	W	45-21	vs. Miami	72,790
11/26	W	35-27	at N.Y. Jets	77,562
12/03	L	21-31	at New Orleans	73,171
12/10	W	31-24	vs. Minnesota	73,728
12/17	W	31-24	vs. Green Bay	74,447
12/24	W	22-19	vs. Tampa Bay	71,463
12/31	L	10-22	at Atlanta	74,141

## 2ND NFC SOUTH

## STATISTICS

		CAR	OPP
<b>TOTAL FIRST DOWNS</b> .....		320	282
Rushing .....		121	69
Passing .....		167	187
Penalty .....		32	26
3rd Down: Made/Att .....	93/222		78/206
3rd Down Pct. ....	41.9		37.9
4th Down: Made/Att .....	5/11		7/20
4th Down Pct. ....	45.5		35.0
<b>POSSESSION AVG.</b> .....	32:17		27:43
<b>TOTAL NET YARDS</b> .....	5179		5074
Avg. Per Game .....	323.7		317.1
Total Plays .....	1026		953
Avg. Per Play .....	5.0		5.3
<b>NET YARDS RUSHING</b> .....	2102		1409
Avg. Per Game .....	131.4		88.1
Total Rushes .....	490		353
<b>NET YARDS PASSING</b> .....	3077		3665
Avg. Per Game .....	192.3		229.1
Sacked/Yards Lost .....	35/242		50/304
Gross Yards .....	3319		3969
Att./Completions .....	501/293		550/351
Completion Pct. ....	58.5		63.8
Had Intercepted .....	16		10
<b>PUNTS/AVERAGE</b> .....	71/46.0		69/46.2
<b>NET PUNTING AVG.</b> .....	71/42.4		69/41.6
<b>PENALTIES/YARDS</b> .....	83/682		101/867
<b>FUMBLE/BALL LOST</b> .....	19/6		19/11
<b>TOUCHDOWNS</b> .....	40		34
Rushing .....	15		7
Passing .....	22		25
Returns .....	3		2

## SCORE BY PERIODS

	1	2	3	4	OT	TOT
<b>CAROLINA</b>	59	123	99	82	0	363
<b>OPPONENTS</b>	67	94	61	105	0	327

## PASSING

	Att	Cmp	Yds	Cmp%	Yds/Att	TD	TD%	Int	Int%	Long	Sacked (Lost)	Rating
Newton	492	291	3302	59.1	6.71	22	4.5	16	3.3	64	35 (242)	80.7
Anderson	8	2	17	25.0	2.13	0	0.0	0	0.0	9	0 (0)	39.6
Palardy	1	0	0	0.0	0.00	0	0.0	0	0.0	-	0 (0)	39.6
<b>CAROLINA</b>	<b>501</b>	<b>293</b>	<b>3319</b>	<b>58.5</b>	<b>6.62</b>	<b>22</b>	<b>4.4</b>	<b>16</b>	<b>3.2</b>	<b>64</b>	<b>35 (242)</b>	<b>79.8</b>
<b>OPPONENTS</b>	<b>550</b>	<b>351</b>	<b>3969</b>	<b>63.8</b>	<b>7.22</b>	<b>25</b>	<b>4.5</b>	<b>10</b>	<b>1.8</b>	<b>70</b>	<b>50 (304)</b>	<b>92.9</b>

## RUSHING

	No	Yds	Avg	Long	TD
Newton	139	754	5.4	69	6
Stewart	198	680	3.4	60t	6
McCaffrey	117	435	3.7	40	2
Artis-Payne	18	95	5.3	43	1
Samuel	4	64	16.0	31	0
Clay	2	27	13.5	29	0
Shepard	2	19	9.5	11	0
Whittaker	7	18	2.6	8	0
D. Byrd	1	12	12.0	12	0
Anderson	2	-2	-1.0	-1	0
<b>CAROLINA</b>	<b>490</b>	<b>2102</b>	<b>4.3</b>	<b>69</b>	<b>15</b>
<b>OPPONENTS</b>	<b>353</b>	<b>1409</b>	<b>4.0</b>	<b>72</b>	<b>7</b>

## RECEIVING

	No	Yds	Avg	Long	TD
McCaffrey	80	651	8.1	37	5
Funchess	63	840	13.3	44	8
Benjamin	32	475	14.8	43	2
Dickson	30	437	14.6	64	1
Shepard	17	202	11.9	40t	1
Olsen	17	191	11.2	30t	1
Samuel	15	115	7.7	23	0
D. Byrd	10	105	10.5	31	2
Bersin	8	128	16.0	27	0
Stewart	8	52	6.5	21	1
Clay	5	57	11.4	15	0
Whittaker	5	47	9.4	28t	1
Manhertz	2	17	8.5	11	0
Artis-Payne	1	2	2.0	2	0
<b>CAROLINA</b>	<b>293</b>	<b>3319</b>	<b>11.3</b>	<b>64</b>	<b>22</b>
<b>OPPONENTS</b>	<b>351</b>	<b>3969</b>	<b>11.3</b>	<b>70</b>	<b>25</b>

## PUNTING

	No	Yds	Avg	Net	TB	In20	Long	B
Palardy	71	3269	46.0	42.4	4	25	63	0
<b>CAROLINA</b>	<b>71</b>	<b>3269</b>	<b>46.0</b>	<b>42.4</b>	<b>4</b>	<b>25</b>	<b>63</b>	<b>0</b>
<b>OPPONENTS</b>	<b>69</b>	<b>3187</b>	<b>46.2</b>	<b>41.6</b>	<b>0</b>	<b>24</b>	<b>66</b>	<b>0</b>

## PUNT RETURN

	No	Yds	Avg	Long	TD
McCaffrey	22	162	7.4	25	0
Clay	17	147	8.6	60t	1
D. Byrd	1	9	9.0	9	0
<b>CAROLINA</b>	<b>40</b>	<b>318</b>	<b>8.0</b>	<b>60t</b>	<b>1</b>
<b>OPPONENTS</b>	<b>30</b>	<b>176</b>	<b>5.9</b>	<b>29</b>	<b>0</b>

## KICKOFF RETURN

	Ret	Yds	Avg	Long	TD
Samuel	10	221	22.1	33	0
D. Byrd	7	229	32.7	103t	1
Whittaker	6	110	18.3	31	0
Clay	3	52	17.3	19	0
McCaffrey	3	58	19.3	21	0
Shepard	3	65	21.7	33	0
B. Cox	1	13	13.0	13	0
Mayo	1	12	12.0	12	0
<b>CAROLINA</b>	<b>34</b>	<b>760</b>	<b>22.4</b>	<b>103t</b>	<b>1</b>
<b>OPPONENTS</b>	<b>12</b>	<b>254</b>	<b>21.2</b>	<b>32</b>	<b>0</b>

## SCORING

	TD	Ru	Pa	Rt	PAT	FG	S	PTS
Gano	0	0	0	0	34/37	29/30	0	121
Funchess	8	0	8	0	-	-	0	48
McCaffrey	7	2	5	0	-	-	0	42
Stewart	7	6	1	0	-	-	0	42
Newton	6	6	0	0	-	-	0	38
D. Byrd	3	0	2	1	-	-	0	18
Benjamin	2	0	2	0	-	-	0	12
Artis-Payne	1	1	0	0	-	-	0	6
Clay	1	0	0	1	-	-	0	6
Dickson	1	0	1	0	-	-	0	6
Kuechly	1	0	0	1	-	-	0	6
Olsen	1	0	1	0	-	-	0	6
Shepard	1	0	1	0	-	-	0	6
Whittaker	1	0	1	0	-	-	0	6
<b>CAROLINA</b>	<b>40</b>	<b>15</b>	<b>22</b>	<b>3</b>	<b>34/37</b>	<b>29/30</b>	<b>0</b>	<b>363</b>
<b>OPPONENTS</b>	<b>34</b>	<b>7</b>	<b>25</b>	<b>2</b>	<b>32/32</b>	<b>29/34</b>	<b>0</b>	<b>327</b>

ADMINISTRATION  
& COACHES

VETERANS

ROOKIES

2017 IN REVIEW

RECORDS

TEAM HISTORY

REFERENCE

# 2017 REGULAR SEASON STATISTICS

## FIELD GOALS

	1-19	20-29	30-39	40-49	50+	Totals	Yds/Att	Yds/Made	Yds/Miss	Long
Gano	0/0	8/8	11/11	10/10	0/1	29/30	35.3	34.6	55.0	48
<b>TEAM</b>	<b>0/0</b>	<b>8/8</b>	<b>11/11</b>	<b>10/10</b>	<b>0/1</b>	<b>29/30</b>	<b>35.3</b>	<b>34.6</b>	<b>55.0</b>	<b>48</b>
<b>OPPONENTS</b>	<b>2/2</b>	<b>5/5</b>	<b>10/11</b>	<b>7/7</b>	<b>5/9</b>	<b>29/34</b>	<b>38.1</b>	<b>37.3</b>	<b>50.2</b>	<b>58</b>

**Gano:** (39G,36G,20G)(34G,28G,20G)(32G,48G)(32G,48G)(21G,44G,55N)(39G,20G,46G)(36G)(28G)(31G,45G)(40G)(40G,33G,45G)(41G)(33G)(25G,28G,30G)(42G)

**OPP:** (44G)(45G)(33G,50G,56N)(41G,35G,58G)(30G)(50G,48G)(52B,19G)(41G)(53G)(31G,19G)(38N,31G)(30G,22G,54N,27G)(28G)(31G,41G,21G,26G,51N)(30G,42G,30G,56G,33G)

## INTERCEPTIONS

	No	Yds	Avg	Long	TD
Kuechly	3	23	7.7	23	0
Adams	2	42	21.0	40	0
Bradberry	2	3	1.5	3	0
Worley	2	0	0.0	0	0
C. Jones	1	10	10.0	10	0
<b>CAROLINA</b>	<b>10</b>	<b>78</b>	<b>7.8</b>	<b>40</b>	<b>0</b>
<b>OPPONENTS</b>	<b>16</b>	<b>249</b>	<b>15.6</b>	<b>76t</b>	<b>1</b>

## SACKS

Player	TOTAL
Addison	11
Peppers	11
Short	7.5
Horton	5.5
Love	3.5
Davis	2.5
Munnerlyn	2
Thompson	2
Kuechly	1.5
Lotulelei	1.5
Bradberry	1
Worley	1
<b>CAROLINA</b>	<b>50</b>
<b>OPPONENTS</b>	<b>35</b>

## BLOCKED FIELD GOALS

Player	TOTAL	Player	TOTAL
Short	1	<b>TEAM</b>	<b>0</b>
<b>TEAM</b>	<b>1</b>	<b>OPP</b>	<b>0</b>
<b>OPP</b>	<b>0</b>		

## BLOCKED PUNTS

Player	TOTAL
<b>TEAM</b>	<b>0</b>
<b>OPP</b>	<b>0</b>

## DEFENSE

	TOTAL	SOLO	ASST	QBP	FF	FR	PD	TD
Luke Kuechly	134	108	26	6	1	3	4	1
Thomas Davis	88	66	23	8	-	1	-	-
Kurt Coleman	77	69	8	-	-	1	3	-
Mike Adams	75	68	7	-	1	2	10	-
Shaq Thompson	75	56	19	6	-	-	1	-
James Bradberry	74	66	8	-	2	-	12	-
Daryl Worley	72	63	9	-	-	-	7	-
Kawann Short	53	40	13	29	2	1	1	-
Mario Addison	50	35	15	44	2	-	-	-
Julius Peppers	33	27	6	20	2	2	-	-
Captain Munnerlyn	30	24	6	6	-	-	5	-
Star Lotulelei	26	15	11	11	-	1	-	-
Colin Jones	21	14	7	-	-	-	2	-
Kevon Seymour	18	18	0	-	-	-	5	-
Wes Horton	17	13	4	10	3	-	-	-
Charles Johnson	17	9	8	13	-	-	1	-
Kyle Love	16	10	6	10	-	-	-	-
David Mayo	16	10	6	-	-	-	1	-
Vernon Butler	14	10	4	11	-	-	1	-
Jairus Byrd	13	12	1	-	-	-	-	-
Bryan Cox, Jr.	5	4	1	6	-	1	-	-
Demetrius Cox	3	3	0	-	-	-	-	-

## SPECIAL TEAMS

	TOTAL	FF	FR	BLK
David Mayo	8	-	-	-
Russell Shepard	7	1	-	-
Cameron Artis-Payne	5	-	-	-
Andrew Gachkar	5	-	-	-
Ben Jacobs	5	-	-	-
Colin Jones	4	-	-	-
Kevon Seymour	4	-	-	-
Jared Norris	3	-	-	-
Shaq Thompson	3	1	-	-
Fozzy Whittaker	3	-	-	-
Alex Armah	1	-	-	-
Brenton Bersin	1	-	-	-
Damiere Byrd	1	-	-	-
Jairus Byrd	1	-	-	-
Kaelin Clay	1	-	-	-
J.J. Jansen	1	-	-	-
Daryl Worley	1	-	-	-
Kawann Short	-	-	-	1

ADMINISTRATION  
& COACHES

VETERANS

ROOKIES

2017 IN REVIEW

RECORDS

TEAM HISTORY

REFERENCE



# 2017 GAME-BY-GAME STATISTICS

ADMINISTRATION  
& COACHES

VETERANS

ROOKIES

2017 IN REVIEW

RECORDS

TEAM HISTORY

REFERENCE

## PANTHERS GAME-BY-GAME OFFENSE

Date	Opp	First Downs					30%	Total Off		Rushing		Passing					Punts		Fumble	
		T	R	Pa	Pe	Yds		Ply	Yds	Att	Pass	Att	Cp	Int	S(Yd)	Att-Avg	Pen(Yd)	No(Lt)		
09-10	@SF	20	9	8	3	53.8	287	63	116	38	171	25	14	1	0 (0)	3-51.7	5 (40)	2 (1)		
09-17	BUF	19	6	12	1	43.8	255	66	77	28	178	32	20	0	6 (50)	6-41.5	6 (40)	0 (0)		
09-24	NO	18	11	7	0	50.0	288	59	132	22	156	33	19	3	4 (28)	3-43.0	1 (5)	2 (0)		
10-01	@NE	28	7	18	3	66.7	444	60	140	29	304	29	22	1	2 (12)	1-35.0	1 (33)	1 (1)		
10-08	@Det	16	3	13	0	43.8	362	64	28	28	334	33	26	0	3 (21)	5-46.8	11 (100)	1 (0)		
10-12	PHI	23	7	12	4	25.0	305	79	80	25	225	52	28	3	2 (14)	3-45.3	1 (1)	1 (0)		
10-22	@Chi	20	7	12	1	40.0	293	69	108	30	185	34	21	2	5 (26)	5-52.6	4 (35)	1 (1)		
10-29	@TB	14	8	6	0	47.1	254	63	100	31	154	32	18	1	0 (0)	7-50.4	5 (51)	1 (0)		
11-05	ATL	20	12	6	2	30.8	201	38	201	38	129	24	13	0	1 (8)	5-49.8	5 (29)	3 (2)		
11-13	MIA	30	12	16	2	78.6	548	71	294	36	254	35	21	0	0 (0)	2-42.5	6 (37)	0 (0)		
11-26	@NYJ	17	5	9	3	21.4	299	64	145	33	154	28	11	0	3 (14)	6-47.3	10 (84)	1 (0)		
12-03	@NO	16	4	8	4	30.0	279	53	112	23	167	28	17	0	2 (16)	5-43.0	6 (54)	3 (1)		
12-10	MIN	15	6	7	2	33.3	345	63	216	36	129	25	13	1	2 (8)	6-43.3	6 (48)	0 (0)		
12-17	GB	29	11	15	3	50.0	387	70	151	38	236	31	20	0	1 (6)	4-43.5	5 (40)	0 (0)		
12-24	TB	20	8	9	3	30.8	255	59	115	31	160	26	16	1	2 (20)	3-39.7	6 (50)	1 (0)		
12-31	@Atl	15	5	9	1	33.3	248	60	87	24	161	34	14	3	2 (19)	7-47.0	5 (35)	2 (0)		
<b>TOTALS</b>		<b>320</b>	<b>121</b>	<b>167</b>	<b>32</b>	<b>41.9</b>	<b>5179</b>	<b>1026</b>	<b>2102</b>	<b>490</b>	<b>3097</b>	<b>501</b>	<b>293</b>	<b>16</b>	<b>35 (242)</b>	<b>71-46.0</b>	<b>83 (682)</b>	<b>19 (6)</b>		

## OPPONENTS GAME-BY-GAME OFFENSE

Date	Opp	First Downs					30%	Total Off		Rushing		Passing					Punts		Fumble	
		T	R	Pa	Pe	Yds		Ply	Yds	Att	Pass	Att	Cp	Int	S(Yd)	Att-Avg	Pen(Yd)	No(Lt)		
09-10	@SF	13	2	10	1	18.2	217	54	51	15	166	35	24	1	4 (27)	4-40.8	10 (74)	1 (1)		
09-17	BUF	10	2	8	0	30.8	176	51	69	23	107	25	17	0	3 (18)	6-49.5	5 (44)	2 (0)		
09-24	NO	21	9	12	0	50.0	362	57	149	27	213	29	22	0	1 (7)	3-50.0	1 (10)	0 (0)		
10-01	@NE	24	5	18	1	50.0	373	67	80	19	293	45	32	0	3 (14)	3-45.0	7 (55)	0 (0)		
10-08	@Det	19	4	11	4	38.5	242	56	50	15	192	35	23	0	6 (37)	5-41.2	1 (10)	2 (1)		
10-12	PHI	15	4	11	0	35.7	310	60	101	27	209	30	16	0	3 (13)	6-50.8	10 (126)	2 (1)		
10-22	@Chi	5	3	2	0	18.2	153	37	68	26	85	7	4	0	4 (22)	6-49.3	5 (40)	0 (0)		
10-29	@TB	16	6	9	1	16.7	279	63	85	22	194	38	21	2	3 (16)	6-45.7	6 (55)	1 (1)		
11-05	ATL	17	3	13	1	33.3	355	58	53	18	302	38	24	1	2 (11)	4-49.0	8 (70)	1 (0)		
11-13	MIA	17	3	12	2	58.3	313	54	100	17	213	37	22	1	0 (0)	7-41.8	7 (57)	0 (0)		
11-26	@NYJ	21	3	14	4	35.7	391	65	109	26	282	36	19	0	3 (25)	7-45.4	7 (68)	2 (1)		
12-03	@NO	19	5	12	2	40.0	400	64	148	28	252	34	25	0	2 (17)	4-46.0	7 (68)	1 (1)		
12-10	MIN	21	5	14	2	46.7	356	71	100	21	256	44	27	2	6 (24)	3-43.7	2 (30)	2 (1)		
12-17	GB	24	9	13	2	36.4	384	67	120	19	264	45	26	3	3 (26)	2-41.0	6 (28)	1 (1)		
12-24	TB	20	3	12	5	54.5	392	57	66	24	326	27	21	0	6 (41)	1-50.0	12 (72)	3 (3)		
12-31	@Atl	20	3	16	1	37.5	371	72	60	26	311	45	28	0	1 (6)	5-46.6	7 (60)	1 (0)		
<b>TOTALS</b>		<b>282</b>	<b>69</b>	<b>187</b>	<b>26</b>	<b>37.9</b>	<b>5074</b>	<b>953</b>	<b>1409</b>	<b>353</b>	<b>3665</b>	<b>550</b>	<b>351</b>	<b>10</b>	<b>50 (304)</b>	<b>69-46.2</b>	<b>101 (867)</b>	<b>19 (11)</b>		

## PANTHERS POSTSEASON GAME-BY-GAME OFFENSE

Date	Opp	First Downs					30%	Total Off		Rushing		Passing					Punts		Fumble	
		T	R	Pa	Pe	Yds		Ply	Yds	Att	Pass	Att	Cp	Int	S(Yd)	Att-Avg	Pen(Yd)	No(Lt)		
01-07	@ NO	24	5	16	3	47.1	413	71	107	26	306	41	24	0	4 (43)	3-48.3	2 (18)	1 (0)		
<b>TOTALS</b>		<b>24</b>	<b>5</b>	<b>16</b>	<b>3</b>	<b>47.1</b>	<b>413</b>	<b>71</b>	<b>107</b>	<b>26</b>	<b>306</b>	<b>41</b>	<b>24</b>	<b>0</b>	<b>4 (43)</b>	<b>3-48.3</b>	<b>2 (18)</b>	<b>1 (0)</b>		

## OPPONENTS POSTSEASON GAME-BY-GAME OFFENSE

Date	Opp	First Downs					30%	Total Off		Rushing		Passing					Punts		Fumble	
		T	R	Pa	Pe	Yds		Ply	Yds	Att	Pass	Att	Cp	Int	S(Yd)	Att-Avg	Pen(Yd)	No(Lt)		
01-07	@ NO	21	3	17	1	25.0	410	56	41	22	369	33	23	1	1 (7)	4-45.8	7 (96)	1 (0)		
<b>TOTALS</b>		<b>21</b>	<b>3</b>	<b>17</b>	<b>1</b>	<b>25.0</b>	<b>410</b>	<b>56</b>	<b>41</b>	<b>22</b>	<b>369</b>	<b>33</b>	<b>23</b>	<b>1</b>	<b>1 (7)</b>	<b>4-45.8</b>	<b>7 (96)</b>	<b>1 (0)</b>		



# 2017 GAME-BY-GAME STATISTICS

## PANTHERS REGULAR SEASON GAME-BY-GAME PARTICIPATION

Player	@SF	BUF	NO	@NE	@DET	PHI	@CHI	@TB	ATL	MIA	@NYJ	@NO	MIN	GB	TB	@ATL	GP/GS
Adams	SS	SS	SS	SS	SS	SS	SS	SS	SS	SS	SS	SS	SS	SS	SS	SS	16/16
Addison	DE	DE	DE	DE	DE	DE	DE	DE	DE	DE	DE	DE	DE	DE	DE	DE	16/16
Aguayo							ps	ps		ps	ps	ps	ps				0/0
Anderson	DNP	DNP	P	DNP	DNP	DNP	DNP	DNP	DNP	P	DNP	DNP	DNP	DNP	P	DNP	3/0
Armah	ps	ps	P	P	P	P	P	INA	P	P	INA	P	INA	INA	INA	P	9/0
Artis-Payne	INA	INA	INA	P	P	P	P	P	P	P	P	P	P	P	P	P	13/0
Baylis									ps	ps	ps	ps	ps	ps	ps	ps	0/0
Benjamin	WR	WR	WR	WR	WR	WR	WR	WR									8/8
Bersin	IR								P	P	P	P	P	P	WR	P	8/1
Bigger							ps										0/0
Bradberry	CB	CB	CB	CB	CB	CB	CB	CB	CB	CB	CB	CB	CB	CB	CB	CB	16/16
Brown													ps	ps	ps	ps	0/0
Butker	INA	ps	ps														0/0
Butler	INA	P	P	P	INA	P	P	P	P	P	P	P	P	P	P	P	14/0
Byrd, D.	P	P	P	P	IR	IR	IR	IR	IR	IR	IR	IR	WR	WR	WR	IR	8/3
Byrd, J.					P	P	P	P	P	P	P	P	P	P	P	P	12/0
Cash	P	INA	INA	IR													1/0
Clausell	ps	ps	ps	ps	ps	ps	ps	ps	ps	ps	ps	ps	ps	ps	ps	ps	0/0
Clay								P	P	P	WR	P	P	P	WR		9/2
Coleman	FS	FS	FS	FS	INA	INA	INA	FS	FS	FS	FS	FS	FS	FS	FS	INA	12/12
Cox Jr.	ps	ps	ps	INA	P	INA	P	INA	INA	INA	INA	P	P	P	P	P	7/0
Cox	P	P	P	P	INA	INA	INA	IR	IR	IR	IR	IR	IR	IR	IR	IR	4/0
Crume	ps																0/0
Davis	WLB	WLB	WLB	WLB	WLB	WLB	WLB	WLB	WLB	WLB	WLB	WLB	WLB	WLB	SUS	WLB	15/15
Dickson	P	TE	TE	TE	TE	TE	TE	TE	TE	TE	TE	TE	P	P	P	TE	16/12
Duke			ps	ps	ps	ps	ps	ps	ps	ps	ps	ps	ps	ps	ps	ps	0/0
Elder	IR	IR	IR	IR	IR	IR	IR	IR	IR	IR	IR	IR	IR	IR	IR	IR	0/0
France	IR	IR	IR	IR	IR	IR	IR	IR	IR	IR	IR	IR	IR	IR	IR	IR	0/0
Frazier	ps	ps	ps	ps	ps	ps	ps	ps	ps	ps	ps	ps	ps	ps	P	INA	1/0
Funchess	WR	WR	WR	WR	WR	WR	WR	WR	WR	WR	WR	WR	WR	WR	WR	WR	16/16
Gachkar							P	P	INA	INA	INA	P	P	P	P	P	6/0
Gano	P	P	P	P	P	P	P	P	P	P	P	P	P	P	P	P	16/0
Garrett	ps	psi															0/0
Gilbert	ps	ps	ps	ps	ps	ps	INA	INA	INA	INA	INA	INA	INA	INA	INA	INA	0/0
Gunter		INA	INA	P	INA	P	P	INA	INA	INA	INA	INA	INA	P	INA	INA	4/0
Hall	P	INA	INA	INA	IR	IR	IR	IR	IR	IR	IR	IR	IR	IR	IR	IR	1/0
Hodges		ps	ps	ps	ps	ps	ps	ps	ps	ps	ps	ps	ps	ps	ps	ps	0/0
Horton	P	P	P	P	P	P	P	P	P	P	P	P	P	P	P	P	16/0
Iddings	IR	IR	IR	IR	IR	IR	IR	IR	IR	IR	IR	IR	IR	IR	IR	IR	0/0
Jacobs	P	P	P	P	P	P	P	P	P	P	P	P	P	P	P	P	16/0
Jansen	P	P	P	P	P	P	P	P	P	P	P	P	P	P	P	P	16/0
Johnson, C.L.	DE	DE	DE	DE	DE	DE	DE	DE	DE	DE	DE	SUS	SUS	SUS	SUS	P	12/11
Johnson, C.D.	IR	IR	IR	IR	IR	IR	IR	IR	IR	IR	IR	IR	IR	IR	IR	IR	0/0
Jones, C.	P	P	P	P	FS	FS	FS	P	P	P	P	P	DB	DB	DB	FS	16/7
Jones, J.				ps	pa	ps	ps	ps	ps	ps	ps	ps	ps	ps	ps	ps	0/0
Kaaya	INA	INA	INA	INA	INA	INA	INA										0/0
M. Kalil	LT	LT	LT	LT	LT	LT	LT	LT	LT	LT	LT	LT	LT	LT	LT	LT	16/16
R. Kalil	C	DNP	INA	INA	INA	INA	C	INA	INA	INA	DNP	INA	C	C	C	C	6/6
Kuechly	MLB	MLB	MLB	MLB	MLB	MLB	INA	MLB	MLB	MLB	MLB	MLB	MLB	MLB	MLB	MLB	15/15
Larsen	P	C	C	C	C	C	C	C	C	C	C	C	INA	INA	P	P	14/10
Lotulelei	DT	DT	DT	DT	DT	DT	DT	DT	DT	DT	DT	DT	DT	DT	DT	DT	16/16
Love	P	P	P	P	P	P	P	P	P	P	P	P	P	P	P	P	16/0
Luke	INA	IR	IR	IR	IR	IR	IR	IR	IR	IR	IR	IR	IR	IR	IR	IR	0/0
Manhertz	P	P	P	TE	P	P	P	TE	P	P	TE	TE	P	P	P	P	16/4
Mayo	P	P	P	P	P	P	MLB	P	P	P	P	P	P	P	P	P	16/1
McCaffrey	RB	P	RB	P	RB	P	RB	P	RB	RB	P	P	RB	RB	RB	RB	16/10
McCray	IR																0/0
Moore	ps	ps	ps	ps	ps	ps	ps	ps	ps	ps	ps	INA	INA	INA	INA	INA	0/0
Moton	P	P	P	P	P	P	P	P	P	P	P	P	P	P	P	P	16/0
Munnerlyn	P	P	P	P	P	P	P	P	P	P	INA	P	P	INA	P	P	14/0
Newton	QB	QB	QB	QB	QB	QB	QB	QB	QB	QB	QB	QB	QB	QB	QB	QB	16/16
Norris	INA	P	P	P	P	P	P	P	P	P	P	P	IR	IR	IR	IR	11/0
Norwell	LG	LG	LG	LG	LG	LG	LG	LG	LG	LG	LG	LG	LG	LG	LG	LG	16/16
Obada	ps	ps	ps	ps	ps	ps	ps	ps	ps	ps	ps	ps	ps	ps	ps	ps	0/0

ADMINISTRATION  
& COACHES

VETERANS

ROOKIES

2017 IN REVIEW

RECORDS

TEAM HISTORY

REFERENCE

# 2017 GAME-BY-GAME STATISTICS

ADMINISTRATION  
& COACHES

VETERANS

ROOKIES

2017 IN REVIEW

RECORDS

TEAM HISTORY

REFERENCE

Olsen	TE	TE	IR	IR	IR	IR	IR	IR	IR	IR	TE	INA	TE	TE	TE	7/7
Palardy	P	P	P	P	P	P	P	P	P	P	P	P	P	P	P	16/0
Parms	ps	ps	ps	ps	ps	ps	ps	ps	ps	ps	ps	ps	ps	ps	ps	0/0
Paysinger													P	P	P	3/0
Peppers	P	P	P	P	P	P	P	P	P	P	P	DE	DE	DE	DE	16/5
Purcell						ps										0/0
Ross	IR	IR	IR	IR	IR	IR	IR	IR	IR	IR	IR	IR	IR	IR	IR	0/0
Samuel	P	P	WR	INA	P	P	WR	P	WR	WR	IR	IR	IR	IR	IR	9/4
Sanchez						ps	ps	ps	ps	ps	ps	ps	ps	ps	ps	0/0
Scott	IR															0/0
Seymour	P	P	P	CB	P	P	P	P	P	P	P	CB	P	P	P	16/2
Shepard	P	P	P	P	P	WR	P	P	WR	P	P	P	P	WR	INA	15/3
Short	DT	DT	DT	DT	DT	DT	DT	DT	DT	DT	DT	DT	DT	DT	DT	16/16
Silatolu	P	P	P	P	P	P	P	P	P	P	P	INA	INA	RG	RG	14/3
Simmons						ps	ps	ps	ps	ps	ps	ps	ps	ps	ps	0/0
Simonson	IR	IR	IR	IR	IR	IR	IR	IR	IR	IR	IR	IR	IR	IR	IR	0/0
Southward	ps	ps	ps	ps	P	INA	ps	ps	ps	ps	ps	ps	ps	ps	ps	1/0
Stewart	RB	RB	P	RB	RB	RB	P	RB	RB	P	RB	RB	RB	P	P	15/10
Theus	INA	INA	INA	INA	INA	INA	INA	INA	INA	INA	INA	IR	IR	IR	IR	0/0
Thompson	SLB	SLB	SLB	SLB	SLB	SLB	SLB	SLB	SLB	SLB	SLB	SLB	INA	INA	SLB	14/14
Turner	RG	RG	RG	RG	RG	RG	RG	RG	RG	RG	RG	RG	INA	INA	INA	13/13
Van Roten	INA	INA	DNP	DNP	P	P	INA	P	P	P	P	P	P	P	INA	10/0
Whittaker	P	P	P	P	P	P	INA	INA	INA	INA	P	P	P	P	P	12/0
Williams, D.	RT	RT	RT	RT	RT	RT	RT	RT	RT	RT	RT	RT	RT	RT	RT	16/16
Williams, T.	IR	IR	IR	IR	IR	IR	IR	IR	IR	IR	IR	IR	IR	IR	IR	0/0
Worley	CB	CB	CB	INA	CB	CB	CB	CB	CB	CB	CB	P	CB	CB	CB	15/14
Yankey	IR	IR	IR	IR	IR	IR	IR	IR	IR	IR	IR	IR	IR	IR	IR	0/0

## PANTHERS POSTSEASON GAME-BY-GAME PARTICIPATION

Player	@NO	GP/GS							
Adams	SS	1/1	Gilbert	INA	0/0	Norris	P	1/0	
Addison	DE	1/1	Gunter	P	1/0	Norwell	LG	1/1	
Anderson	P	1/0	Hall	IR	0/0	Obada	ps	0/0	
Armah	P	1/0	Horton	P	1/0	Olsen	TE	1/1	
Artis-Payne	P	1/0	Iddings	IR	0/0	Palardy	P	1/0	
Baylis	ps	0/0	Jacobs	P	1/0	Parms	ps	0/0	
Bersin	P	1/0	Jansen	P	1/0	Peppers	DE	1/1	
Bradberry	CB	1/1	Johnson, C.L.	INA	0/0	Ross	IR	0/0	
Brown	ps	0/0	Johnson, C.D.	IR	0/0	Samuel	IR	0/0	
Butler	P	1/0	Johnson, D.	G	0/0	Sanchez	ps	0/0	
D. Byrd	IR	0/0	C. Jones	P	1/0	Seymour	INA	0/0	
J. Byrd	P	1/0	J. Jones	ps	0/0	Shepard	P	1/0	
Clausell	INA	0/0	M. Kalil	LT	1/1	Short	DT	1/1	
Clay	P	1/0	R. Kalil	C	1/1	Silatolu	INA	0/0	
Coleman	FS	1/1	Kuechly	MLB	1/1	Simonson	IR	0/0	
Cox Jr.	P	1/0	Larsen	P	1/0	Southward	ps	0/0	
Cox	IR	0/0	Lotulelei	DT	1/1	Stewart	RB	1/1	
Davis	WLB	1/1	Love	P	1/0	Theus	IR	0/0	
Dickson	TE	1/1	Luke	IR	0/0	Thompson	SLB	1/1	
Duke	ps	0/0	Manhertz	IR	0/0	Turner	RG	1/1	
Elder	IR	0/0	Mayo	P	1/0	Van Roten	INA	0/0	
France	IR	0/0	McCaffrey	RB	1/1	Whittaker	P	1/0	
Frazier	P	1/0	Moore	ps	0/0	D. Williams	RT	1/1	
Funchess	WR	1/1	Moton	P	1/0	T. Williams	IR	0/0	
Gachkar	P	1/0	Munnerlyn	P	1/0	Worley	CB	1/1	
Gano	P	1/0	Newton	QB	1/1	Yankey	IR	0/0	

# 2017 GAME-BY-GAME STATISTICS

## PANTHERS GAME-BY-GAME OFFENSIVE STARTERS

	WR	LT	LG	C	RG	RT	TE	WR	QB	TE	RB
@SF	13 Benjamin	75 M. Kalil	68 Norwell	67 R. Kalil	70 Turner	60 Williams	88 Olsen	17 Funchess	1 Newton	22 McCaffrey (2RB)	28 Stewart
BUF	13 Benjamin	75 M. Kalil	68 Norwell	69 Larsen	70 Turner	60 Williams	88 Olsen	17 Funchess	1 Newton	84 Dickson	28 Stewart
N.O.	13 Benjamin	75 M. Kalil	68 Norwell	69 Larsen	70 Turner	60 Williams	84 Dickson	17 Funchess	1 Newton	10 Samuel (3WR)	22 McCaffrey
@NE	13 Benjamin	75 M. Kalil	68 Norwell	69 Larsen	70 Turner	60 Williams	84 Dickson	17 Funchess	1 Newton	82 Manhertz	28 Stewart
@DET	13 Benjamin	75 M. Kalil	68 Norwell	69 Larsen	70 Turner	60 Williams	84 Dickson	17 Funchess	1 Newton	22 McCaffrey (2RB)	28 Stewart
PHI	13 Benjamin	75 M. Kalil	68 Norwell	69 Larsen	70 Turner	60 Williams	84 Dickson	17 Funchess	1 Newton	19 Shepard (3WR)	28 Stewart
@CHI	13 Benjamin	75 M. Kalil	68 Norwell	67 R. Kalil	70 Turner	60 Williams	84 Dickson	17 Funchess	1 Newton	10 Samuel (3WR)	22 McCaffrey
@TB	13 Benjamin	75 M. Kalil	68 Norwell	69 Larsen	70 Turner	60 Williams	84 Dickson	17 Funchess	1 Newton	82 Manhertz	28 Stewart
ATL	17 Funchess	75 M. Kalil	68 Norwell	69 Larsen	70 Turner	60 Williams	84 Dickson	10 Samuel	1 Newton	22 McCaffrey (2RB)	28 Stewart
MIA	17 Funchess	75 M. Kalil	68 Norwell	69 Larsen	70 Turner	60 Williams	84 Dickson	19 Shepard	1 Newton	10 Samuel (3WR)	22 McCaffrey
@NYJ	17 Funchess	75 M. Kalil	68 Norwell	69 Larsen	70 Turner	60 Williams	88 Olsen	82 Manhertz (3TE)	1 Newton	84 Dickson	28 Stewart
@NO	17 Funchess	75 M. Kalil	68 Norwell	69 Larsen	70 Turner	60 Williams	84 Dickson	12 Clay	1 Newton	82 Manhertz	28 Stewart
MIN	17 Funchess	75 M. Kalil	68 Norwell	67 R. Kalil	70 Turner	60 Williams	88 Olsen	18 D. Byrd	1 Newton	22 McCaffrey (2RB)	28 Stewart
GB	17 Funchess	75 M. Kalil	68 Norwell	67 R. Kalil	65 Silatolu	60 Williams	88 Olsen	18 D. Byrd	1 Newton	19 Shepard (3WR)	22 McCaffrey
TB	17 Funchess	75 M. Kalil	68 Norwell	67 R. Kalil	65 Silatolu	60 Williams	88 Olsen	18 D. Byrd	1 Newton	11 Bersin (3WR)	22 McCaffrey
@ATL	17 Funchess	75 M. Kalil	68 Norwell	67 R. Kalil	65 Silatolu	60 Williams	88 Olsen	12 Clay	1 Newton	84 Dickson	22 McCaffrey
<b>POSTSEASON</b>											
@NO	17 Funchess	75 M. Kalil	68 Norwell	67 R. Kalil	70 Turner	60 Williams	88 Olsen	84 Dickson (2TE)	1 Newton	22 McCaffrey (2RB)	28 Stewart

## PANTHERS GAME-BY-GAME DEFENSIVE STARTERS

	LDE	LDT	RDT	RDE	SLB	MLB	WLB	LCB	RCB	SS	FS
@SF	95 Johnson	98 Lotulelei	99 Short	97 Addison	54 Thompson	59 Kuechly	58 Davis	24 Bradberry	26 Worley	29 Adams	20 Coleman
BUF	95 Johnson	98 Lotulelei	99 Short	97 Addison	54 Thompson	59 Kuechly	58 Davis	24 Bradberry	26 Worley	29 Adams	20 Coleman
NO	95 Johnson	98 Lotulelei	99 Short	97 Addison	54 Thompson	59 Kuechly	58 Davis	24 Bradberry	26 Worley	29 Adams	20 Coleman
@NE	95 Johnson	98 Lotulelei	99 Short	97 Addison	54 Thompson	59 Kuechly	58 Davis	24 Bradberry	27 Seymour	29 Adams	20 Coleman
@DET	95 Johnson	98 Lotulelei	99 Short	97 Addison	54 Thompson	59 Kuechly	58 Davis	24 Bradberry	26 Worley	29 Adams	42 Jones
PHI	95 Johnson	98 Lotulelei	99 Short	97 Addison	54 Thompson	59 Kuechly	58 Davis	24 Bradberry	26 Worley	29 Adams	42 Jones
@CHI	95 Johnson	98 Lotulelei	99 Short	97 Addison	54 Thompson	55 Mayo	58 Davis	24 Bradberry	26 Worley	29 Adams	42 Jones
@TB	95 Johnson	98 Lotulelei	99 Short	97 Addison	54 Thompson	59 Kuechly	58 Davis	24 Bradberry	26 Worley	29 Adams	20 Coleman
ATL	95 Johnson	98 Lotulelei	99 Short	97 Addison	54 Thompson	59 Kuechly	58 Davis	24 Bradberry	26 Worley	29 Adams	20 Coleman
MIA	95 Johnson	98 Lotulelei	99 Short	97 Addison	54 Thompson	59 Kuechly	58 Davis	24 Bradberry	26 Worley	29 Adams	20 Coleman
@NYJ	95 Johnson	98 Lotulelei	99 Short	97 Addison	54 Thompson	59 Kuechly	58 Davis	24 Bradberry	26 Worley	29 Adams	20 Coleman
@NO	90 Peppers	98 Lotulelei	99 Short	97 Addison	54 Thompson	59 Kuechly	58 Davis	24 Bradberry	27 Seymour	29 Adams	20 Coleman
MIN	90 Peppers	98 Lotulelei	99 Short	97 Addison	42 Jones (5DB)	59 Kuechly	58 Davis	24 Bradberry	26 Worley	29 Adams	20 Coleman
GB	90 Peppers	98 Lotulelei	99 Short	97 Addison	42 Jones (5DB)	59 Kuechly	58 Davis	24 Bradberry	26 Worley	29 Adams	20 Coleman
TB	90 Peppers	98 Lotulelei	99 Short	97 Addison	54 Thompson	59 Kuechly	42 Jones (5DB)	24 Bradberry	26 Worley	29 Adams	20 Coleman
@ATL	90 Peppers	98 Lotulelei	99 Short	97 Addison	54 Thompson	59 Kuechly	58 Davis	24 Bradberry	26 Worley	29 Adams	42 Jones
<b>POSTSEASON</b>											
@NO	90 Peppers	98 Lotulelei	99 Short	97 Addison	54 Thompson	59 Kuechly	58 Davis	24 Bradberry	26 Worley	29 Adams	20 Coleman

ADMINISTRATION  
& COACHES

VETERANS

ROOKIES

2017 IN REVIEW

RECORDS

TEAM HISTORY

REFERENCE

# 2017 GAME-BY-GAME STATISTICS

## PANTHERS INDIVIDUAL GAME-BY-GAME PASSING

### CAM NEWTON

		Att	Cmp	Yds	Pct	TD	Int	Long	Rate
9-10	@SF	25	14	171	56.0	2	1	40t	87.3
9-17	BUF	32	20	228	62.5	0	0	24	83.9
9-24	NO	26	17	167	65.4	0	3	37	43.8
10-1	@NE	29	22	316	75.9	3	1	43	130.8
10-8	@DET	33	26	355	78.8	3	0	64	141.8
10-12	PHI	52	28	239	53.8	1	3	20	48.5
10-22	@CHI	34	21	211	61.8	0	2	37	54.9
10-29	@TB	32	18	154	56.3	1	1	25t	66.4
11-5	ATL	24	13	137	54.2	0	0	33	71.0
11-13	MIA	35	21	254	60.0	4	0	32t	120.4
11-26	@NYJ	28	11	168	39.3	0	0	35	59.8
12-3	@NO	27	17	183	63.0	2	0	24t	107.5
12-10	MIN	25	13	137	52.0	1	1	22	64.9
12-17	GB	31	20	242	64.5	4	0	30t	128.0
12-24	TB	25	16	160	64.0	0	1	31	65.4
12-31	@ATL	34	14	180	41.2	1	3	44	31.5
<b>TOTALS</b>		<b>492</b>	<b>291</b>	<b>3302</b>	<b>59.1</b>	<b>22</b>	<b>16</b>	<b>64</b>	<b>80.7</b>

### POSTSEASON

1-7	@NO	40	24	349	60.0	2	0	56	105.1
<b>TOTALS</b>		<b>40</b>	<b>24</b>	<b>349</b>	<b>60.0</b>	<b>2</b>	<b>0</b>	<b>56</b>	<b>105.1</b>

### GARRETT GILBERT

		Att	Cmp	Yds	Pct	TD	Int	Long	Rate
9-10	@SF				practice squad				
9-17	BUF				practice squad				
9-24	NO				practice squad				
10-1	@NE				practice squad				
10-8	@DET				practice squad				
10-12	PHI				practice squad				
10-22	@CHI				INACTIVE				
10-29	@TB				INACTIVE				
11-5	ATL				INACTIVE				
11-13	MIA				INACTIVE				
11-26	@NYJ				INACTIVE				
12-3	@NO				INACTIVE				
12-10	MIN				INACTIVE				
12-17	GB				INACTIVE				
12-24	TB				INACTIVE				
12-31	@ATL				INACTIVE				
<b>TOTALS</b>		<b>0</b>	<b>0</b>	<b>0</b>	<b>-</b>	<b>0</b>	<b>0</b>	<b>-</b>	<b>-</b>

### POSTSEASON

1-7	@NO	0	0	0	-	0	0	-	-
<b>TOTALS</b>		<b>0</b>	<b>0</b>	<b>0</b>	<b>-</b>	<b>0</b>	<b>0</b>	<b>-</b>	<b>-</b>

### DEREK ANDERSON

		Att	Cmp	Yds	Pct	TD	Int	Long	Rate
					DID NOT PLAY				
					DID NOT PLAY				
7	2	17	28.6	0	0	9	39.6		
					DID NOT PLAY				
					DID NOT PLAY				
					DID NOT PLAY				
					DID NOT PLAY				
					DID NOT PLAY				
0	0	0	-	0	0	-	-		
					DID NOT PLAY				
					DID NOT PLAY				
					DID NOT PLAY				
1	0	0	0.0	0	0	-	39.6		
					DID NOT PLAY				
<b>8</b>	<b>2</b>	<b>17</b>	<b>25.0</b>	<b>0</b>	<b>0</b>	<b>9</b>	<b>39.6</b>		
1	0	0	0.0	0	0	0	39.6		
<b>1</b>	<b>0</b>	<b>0</b>	<b>0.0</b>	<b>0</b>	<b>0</b>	<b>0</b>	<b>39.6</b>		

ADMINISTRATION  
& COACHES

VETERANS

ROOKIES

2017 IN REVIEW

RECORDS

TEAM HISTORY

REFERENCE

# 2017 GAME-BY-GAME STATISTICS

## PANTHERS INDIVIDUAL GAME-BY-GAME RECEIVING

		DEVIN FUNCHESS					CHRISTIAN McGAFFREY					KELVIN BENJAMIN				
		No	Yds	Avg	Long	TD	No	Yds	Avg	Long	TD	No	Yds	Avg	Long	TD
9-10	@SF	2	20	10.0	16	0	5	38	7.6	16	0	1	25	25.0	25	0
9-17	BUF	4	68	17.0	24	0	4	34	8.5	14	0	6	77	12.8	18	0
9-24	NO	4	58	14.5	21	0	9	101	11.2	37	0	2	8	4.0	4	0
10-1	@NE	7	70	10.0	16t	2	4	33	8.3	12	0	4	104	26.0	43	0
10-8	@DET	7	53	7.6	15	1	5	31	6.2	10	1	4	58	14.5	31t	1
10-12	PHI	3	36	12.0	20	0	10	56	5.6	15	1	9	99	11.0	19	0
10-22	@CHI	4	41	10.3	20	0	7	36	5.1	20	0	3	65	21.7	37	0
10-29	@TB	2	11	5.5	9	0	5	49	9.8	16	0	3	39	13.0	25t	1
11-5	ATL	5	86	17.2	33	0	5	28	5.6	9	0					
11-13	MIA	5	92	18.4	32t	2	3	27	9.0	19	1					
11-26	@NYJ	7	108	15.4	35	0	2	35	17.5	26	0					
12-3	@NO	4	60	15.0	24t	1	5	33	6.6	21t	1					
12-10	MIN	3	59	19.7	22	1	3	18	6.0	15	0					
12-17	GB	1	19	19.0	19	0	6	73	12.2	21	1					
12-24	TB	3	11	3.7	5	0	2	19	9.5	12	0					
12-31	@ATL	2	48	24.0	44	1	5	40	8.0	20	0					
<b>TOTALS</b>		<b>63</b>	<b>840</b>	<b>13.3</b>	<b>44</b>	<b>8</b>	<b>80</b>	<b>651</b>	<b>8.1</b>	<b>37</b>	<b>5</b>	<b>32</b>	<b>475</b>	<b>14.8</b>	<b>43</b>	<b>2</b>
		ED DICKSON					RUSSELL SHEPARD					GREG OLSEN				
		No	Yds	Avg	Long	TD	No	Yds	Avg	Long	TD	No	Yds	Avg	Long	TD
9-10	@SF	0	0	-	-	0	2	53	26.5	40t	1	2	18	9.0	17	0
9-17	BUF	2	26	13.0	20	0	1	6	6.0	6	0	1	10	10.0	10	0
9-24	NO	1	8	8.0	8	0	0	0	-	-	0					
10-1	@NE	3	62	20.7	25	0	1	13	13.0	13	0					
10-8	@DET	5	175	35.0	64	0	2	15	7.5	10	0					
10-12	PHI	4	36	9.0	13	0	2	12	6.0	9	0					
10-22	@CHI	3	18	6.0	11	0	2	20	10.0	18	0					
10-29	@TB	4	24	6.0	14	0	1	14	14.0	14	0					
11-5	ATL	0	0	-	-	0	0	0	-	-	0					
11-13	MIA	3	33	11.0	20	1	3	40	13.3	15	0					
11-26	@NYJ	1	15	15.0	15	0	0	0	-	-	0	1	10	10.0	10	0
12-3	@NO	2	18	9.0	12	0	3	29	9.7	19	0					
12-10	MIN	0	0	-	-	0	0	0	-	-	0	0	0	-	-	0
12-17	GB	0	0	-	-	0	0	0	-	-	0	9	116	12.9	30t	1
12-24	TB	0	0	-	-	0					0	0	-	-	0	
12-31	@ATL	2	22	11.0	11	0					3	27	9.0	11	0	
<b>TOTALS</b>		<b>30</b>	<b>437</b>	<b>14.6</b>	<b>64</b>	<b>1</b>	<b>17</b>	<b>202</b>	<b>11.9</b>	<b>40t</b>	<b>1</b>	<b>17</b>	<b>191</b>	<b>11.2</b>	<b>30t</b>	<b>1</b>
		BRENTON BERSIN					CURTIS SAMUEL					DAMIERE BYRD				
		No	Yds	Avg	Long	TD	No	Yds	Avg	Long	TD	No	Yds	Avg	Long	TD
9-10	@SF						0	0	-	-	0	0	0	-	-	0
9-17	BUF						2	7	3.5	8	0	0	0	-	-	0
9-24	NO						2	5	2.5	7	0	0	0	-	-	0
10-1	@NE											0	0	-	-	0
10-8	@DET															
10-12	PHI						0	0	-	-	0					
10-22	@CHI						1	20	20.0	20	0					
10-29	@TB						2	15	7.5	9	0					
11-5	ATL	0	0	-	-	0	3	23	7.7	12	0					
11-13	MIA	1	12	12.0	12	0	5	45	9.0	23	0					
11-26	@NYJ	0	0	-	-	0										
12-3	@NO	1	18	18.0	18	0						1	12	12.0	12	0
12-10	MIN	1	17	17.0	17	0						5	37	7.4	21	0
12-17	GB	0	0	-	-	0						3	25	8.3	13	2
12-24	TB	3	45	15.0	23	0						1	31	31.0	31	0
12-31	@ATL	2	36	18.0	27	0										
<b>TOTALS</b>		<b>8</b>	<b>128</b>	<b>16.0</b>	<b>27</b>	<b>0</b>	<b>15</b>	<b>115</b>	<b>7.7</b>	<b>23</b>	<b>0</b>	<b>10</b>	<b>105</b>	<b>10.5</b>	<b>31</b>	<b>2</b>
		POSTSEASON					POSTSEASON					POSTSEASON				
		No	Yds	Avg	Long	TD	No	Yds	Avg	Long	TD	No	Yds	Avg	Long	TD
1-7	@NO	4	79	19.8	24	0	6	101	16.8	56t	1					
<b>TOTALS</b>		<b>4</b>	<b>79</b>	<b>19.8</b>	<b>24</b>	<b>0</b>	<b>6</b>	<b>101</b>	<b>16.8</b>	<b>56t</b>	<b>1</b>	-	-	-	-	-

ADMINISTRATION  
& COACHES

VETERANS

ROOKIES

2017 IN REVIEW

RECORDS

TEAM HISTORY

REFERENCE

# 2017 GAME-BY-GAME STATISTICS

## PANTHERS INDIVIDUAL GAME-BY-GAME RECEIVING

ADMINISTRATION  
& COACHES

VETERANS

ROOKIES

2017 IN REVIEW

RECORDS

TEAM HISTORY

REFERENCE

		JONATHAN STEWART				
		No	Yds	Avg	Long	TD
9-10	@SF	2	17	8.5	9	1
9-17	BUF	0	0	-	-	0
9-24	NO	1	4	4.0	4	0
10-1	@NE	0	0	-	-	0
10-8	@DET	3	23	7.7	21	0
10-12	PHI	0	0	-	-	0
10-22	@CHI	0	0	-	-	0
10-29	@TB	0	0	-	-	0
11-5	ATL	0	0	-	-	0
11-13	MIA	0	0	-	-	0
11-26	@NYJ	0	0	-	-	0
12-3	@NO	0	0	-	-	0
12-10	MIN	0	0	-	-	0
12-17	GB	1	9	9.0	9	0
12-24	TB	1	-1	-1.0	-1	0
12-31	@ATL	INACTIVE - BACK				
<b>TOTALS</b>		<b>8</b>	<b>52</b>	<b>6.5</b>	<b>21</b>	<b>1</b>
<b>POSTSEASON</b>						
1-7	@NO	0	0	-	-	0
<b>TOTALS</b>		<b>0</b>	<b>0</b>	<b>-</b>	<b>-</b>	<b>0</b>

		KAEVIN CLAY				
		No	Yds	Avg	Long	TD
		0	0	-	-	0
		0	0	-	-	0
		1	5	5.0	5	0
		0	0	-	-	0
		1	13	13.0	13	0
		0	0	-	-	0
		0	0	-	-	0
		2	24	12.0	13	0
		1	15	15.0	15	0
		<b>5</b>	<b>57</b>	<b>11.4</b>	<b>15</b>	<b>0</b>
		3	32	10.7	21	0
		<b>3</b>	<b>32</b>	<b>10.7</b>	<b>21</b>	<b>0</b>

		FOZZY WHITTAKER				
		No	Yds	Avg	Long	TD
		0	0	-	-	0
		0	0	-	-	0
		0	0	-	-	0
		3	34	11.3	28t	1
		0	0	-	-	0
		0	0	-	-	0
		INACTIVE - ANKLE				
		INACTIVE - ANKLE				
		INACTIVE - ANKLE				
		INACTIVE				
		0	0	-	-	0
		0	0	-	-	0
		0	0	-	-	0
		1	4	4.0	4	0
		1	9	9.0	9	0
		<b>5</b>	<b>47</b>	<b>9.4</b>	<b>28t</b>	<b>1</b>
		0	0	-	-	0
		<b>0</b>	<b>0</b>	<b>-</b>	<b>-</b>	<b>0</b>

		CHRIS MANHERTZ				
		No	Yds	Avg	Long	TD
9-10	@SF	0	0	-	-	0
9-17	BUF	0	0	-	-	0
9-24	NO	0	0	-	-	0
10-1	@NE	0	0	-	-	0
10-8	@DET	0	0	-	-	0
10-12	PHI	0	0	-	-	0
10-22	@CHI	1	11	11.0	11	0
10-29	@TB	0	0	-	-	0
11-5	ATL	0	0	-	-	0
11-13	MIA	0	0	-	-	0
11-26	@NYJ	0	0	-	-	0
12-3	@NO	0	0	-	-	0
12-10	MIN	1	6	6.0	6	0
12-17	GB	0	0	-	-	0
12-24	TB	0	0	-	-	0
12-31	@ATL	0	0	-	-	0
<b>TOTALS</b>		<b>2</b>	<b>17</b>	<b>8.5</b>	<b>11</b>	<b>0</b>
<b>POSTSEASON</b>						
1-7	@NO	INJURED/RESERVE - ANKLE				
<b>TOTALS</b>		<b>-</b>	<b>-</b>	<b>-</b>	<b>-</b>	<b>-</b>

		CAMERON ARTIS-PAYNE				
		No	Yds	Avg	Long	TD
		INACTIVE				
		INACTIVE				
		INACTIVE				
		0	0	-	-	0
		0	0	-	-	0
		0	0	-	-	0
		0	0	-	-	0
		1	2	2.0	2	0
		0	0	-	-	0
		0	0	-	-	0
		0	0	-	-	0
		0	0	-	-	0
		0	0	-	-	0
		0	0	-	-	0
		0	0	-	-	0
		0	0	-	-	0
		<b>1</b>	<b>2</b>	<b>2.0</b>	<b>2</b>	<b>0</b>
		0	0	-	-	0
		<b>0</b>	<b>0</b>	<b>-</b>	<b>-</b>	<b>0</b>



# 2017 GAME-BY-GAME STATISTICS

## PANTHERS INDIVIDUAL GAME-BY-GAME RUSHING

		DEREK ANDERSON				
		No	Yds	Avg	Long	TD
9-10	@SF					
9-17	BUF					
9-24	NO	0	0	-	-	0
10-1	@NE					
10-8	@DET					
10-12	PHI					
10-22	@CHI					
10-29	@TB					
11-5	ATL					
11-13	MIA	2	-2	-1.0	-1	0
11-26	@NYJ					
12-3	@NO					
12-10	MIN					
12-17	GB					
12-24	TB	0	0	-	-	0
12-31	@ATL					
<b>TOTALS</b>		<b>2</b>	<b>-2</b>	<b>-1.0</b>	<b>-1</b>	<b>0</b>
<b>POSTSEASON</b>						
1-7	@NO	0	0	-	-	0
<b>TOTALS</b>		<b>0</b>	<b>0</b>	<b>-</b>	<b>-</b>	<b>0</b>

## PANTHERS INDIVIDUAL GAME-BY-GAME KICKOFF RETURNS

		DAMIERE BYRD				
		No	Yds	Avg	Long	TD
9-10	@SF	0	0	-	-	0
9-17	BUF	0	0	-	-	0
9-24	NO	0	0	-	-	0
10-1	@NE	0	0	-	-	0
10-8	@DET					
10-12	PHI					
10-22	@CHI					
10-29	@TB					
11-5	ATL					
11-13	MIA					
11-26	@NYJ					
12-3	@NO	0	0	-	-	0
12-10	MIN	2	38	19.0	22	0
12-17	GB	2	45	22.5	25	0
12-24	TB	3	146	48.7	103t	1
12-31	@ATL					
<b>TOTALS</b>		<b>7</b>	<b>229</b>	<b>32.7</b>	<b>103t</b>	<b>1</b>
<b>POSTSEASON</b>						
1-7	@NO					
<b>TOTALS</b>		<b>-</b>	<b>-</b>	<b>-</b>	<b>-</b>	<b>-</b>

		CURTIS SAMUEL				
		No	Yds	Avg	Long	TD
9-10	@SF	0	0	-	-	0
9-17	BUF	0	0	-	-	0
9-24	NO	1	30	30.0	30	0
10-1	@NE					
10-8	@DET					
10-12	PHI	3	44	14.7	24	0
10-22	@CHI	1	33	33.0	33	0
10-29	@TB	2	43	21.5	25	0
11-5	ATL	1	23	23.0	23	0
11-13	MIA	0	0	-	-	0
11-26	@NYJ	2	48	24.0	26	0
12-3	@NO					
12-10	MIN					
12-17	GB					
12-24	TB					
12-31	@ATL					
<b>TOTALS</b>		<b>10</b>	<b>221</b>	<b>22.1</b>	<b>33</b>	<b>0</b>
<b>POSTSEASON</b>						
1-7	@NO					
<b>TOTALS</b>		<b>-</b>	<b>-</b>	<b>-</b>	<b>-</b>	<b>-</b>

		FOZZY WHITTAKER				
		No	Yds	Avg	Long	TD
9-10	@SF	0	0	-	-	0
9-17	BUF	0	0	-	-	0
9-24	NO	0	0	-	-	0
10-1	@NE	0	0	-	-	0
10-8	@DET					
10-12	PHI					
10-22	@CHI					
10-29	@TB					
11-5	ATL					
11-13	MIA					
11-26	@NYJ					
12-3	@NO	2	49	24.5	31	0
12-10	MIN	2	42	21.0	23	0
12-17	GB	0	0	-	-	0
12-24	TB	2	19	9.5	19	0
12-31	@ATL	0	0	-	-	0
<b>TOTALS</b>		<b>6</b>	<b>110</b>	<b>18.3</b>	<b>31</b>	<b>0</b>
<b>POSTSEASON</b>						
1-7	@NO	0	0	-	-	0
<b>TOTALS</b>		<b>0</b>	<b>0</b>	<b>-</b>	<b>-</b>	<b>0</b>

		RUSSELL SHEPARD				
		No	Yds	Avg	Long	TD
9-10	@SF	0	0	-	-	0
9-17	BUF	0	0	-	-	0
9-24	NO	0	0	-	-	0
10-1	@NE	0	0	-	-	0
10-8	@DET	0	0	-	-	0
10-12	PHI	2	32	16.0	16	0
10-22	@CHI	0	0	-	-	0
10-29	@TB	1	33	33.0	33	0
11-5	ATL	0	0	-	-	0
11-13	MIA	0	0	-	-	0
11-26	@NYJ	0	0	-	-	0
12-3	@NO	0	0	-	-	0
12-10	MIN	0	0	-	-	0
12-17	GB	0	0	-	-	0
12-24	TB					
12-31	@ATL	0	0	-	-	0
<b>TOTALS</b>		<b>3</b>	<b>65</b>	<b>21.7</b>	<b>33</b>	<b>0</b>
<b>POSTSEASON</b>						
1-7	@NO	0	0	-	-	0
<b>TOTALS</b>		<b>0</b>	<b>0</b>	<b>-</b>	<b>-</b>	<b>0</b>

		CHRISTIAN McCAFFREY				
		No	Yds	Avg	Long	TD
9-10	@SF	0	0	-	-	0
9-17	BUF	0	0	-	-	0
9-24	NO	0	0	-	-	0
10-1	@NE	3	58	19.3	21	0
10-8	@DET	0	0	-	-	0
10-12	PHI	0	0	-	-	0
10-22	@CHI	0	0	-	-	0
10-29	@TB	0	0	-	-	0
11-5	ATL	0	0	-	-	0
11-13	MIA	0	0	-	-	0
11-26	@NYJ	0	0	-	-	0
12-3	@NO	0	0	-	-	0
12-10	MIN	0	0	-	-	0
12-17	GB	0	0	-	-	0
12-24	TB					
12-31	@ATL	0	0	-	-	0
<b>TOTALS</b>		<b>3</b>	<b>58</b>	<b>19.3</b>	<b>21</b>	<b>0</b>
<b>POSTSEASON</b>						
1-7	@NO	0	0	-	-	0
<b>TOTALS</b>		<b>0</b>	<b>0</b>	<b>-</b>	<b>-</b>	<b>0</b>

		KAEVIN CLAY				
		No	Yds	Avg	Long	TD
9-10	@SF					
9-17	BUF					
9-24	NO					
10-1	@NE					
10-8	@DET					
10-12	PHI					
10-22	@CHI					
10-29	@TB	0	0	-	-	0
11-5	ATL	0	0	-	-	0
11-13	MIA	2	33	16.5	18	0
11-26	@NYJ	0	0	-	-	0
12-3	@NO	0	0	-	-	0
12-10	MIN	0	0	-	-	0
12-17	GB	0	0	-	-	0
12-24	TB	0	0	-	-	0
12-31	@ATL	1	19	19.0	19	0
<b>TOTALS</b>		<b>3</b>	<b>52</b>	<b>17.3</b>	<b>19</b>	<b>0</b>
<b>POSTSEASON</b>						
1-7	@NO	0	0	-	-	0
<b>TOTALS</b>		<b>0</b>	<b>0</b>	<b>-</b>	<b>-</b>	<b>0</b>

OTHERS: BRYAN COX JR. (12/24 vs TB: 1ret-13yds); DAVID MAYO (12/10 vs MIN: 1ret-12yds).

ADMINISTRATION  
& COACHES

VETERANS

ROOKIES

2017 IN REVIEW

RECORDS

TEAM HISTORY

REFERENCE



# 2017 GAME-BY-GAME STATISTICS

## PANTHERS INDIVIDUAL GAME-BY-GAME PUNT RETURNS

		CHRISTIAN McCAFFREY					KAELIN CLAY					DAMIERE BYRD				
		No	Yds	Avg	Long	TD	No	Yds	Avg	Long	TD	No	Yds	Avg	Long	TD
9-10	@SF	3	7	2.3	4	0						0	0	-	-	0
9-17	BUF	5	30	6.0	11	0						0	0	-	-	0
9-24	NO	1	3	3.0	3	0						1	9	9.0	9	0
10-1	@NE	2	25	12.5	13	0						0	0	-	-	0
10-8	@DET	1	13	13.0	13	0						INJURED/RESERVE - ARM				
10-12	PHI	3	35	11.7	25	0						INJURED/RESERVE - ARM				
10-22	@CHI	3	17	5.7	10	0						INJURED/RESERVE - ARM				
10-29	@TB	0	0	-	-	0	3	22	7.3	11	0	INJURED/RESERVE - ARM				
11-5	ATL	0	0	-	-	0	3	2	0.7	2	0	INJURED/RESERVE - ARM				
11-13	MIA	2	10	5.0	8	0	0	0	0.0	0	0	INJURED/RESERVE - ARM				
11-26	@NYJ	2	22	11.0	14	0	3	73	24.3	60	1	INJURED/RESERVE - ARM				
12-3	@NO	0	0	-	-	0	3	20	6.7	9	0	0	0	-	-	0
12-10	MIN	0	0	-	-	0	1	7	7.0	7	0	0	0	-	-	0
12-17	GB	0	0	-	-	0	1	5	5.0	5	0	0	0	-	-	0
12-24	TB	0	0	-	-	0	1	3	3.0	3	0	0	0	-	-	0
12-31	@ATL	0	0	-	-	0	2	15	7.5	8	0	INJURED/RESERVE - LEG				
<b>TOTALS</b>		<b>22</b>	<b>162</b>	<b>7.4</b>	<b>25</b>	<b>0</b>	<b>17</b>	<b>147</b>	<b>8.6</b>	<b>60</b>	<b>1</b>	<b>1</b>	<b>9</b>	<b>9.0</b>	<b>9</b>	<b>0</b>
<b>POSTSEASON</b>																
1-7	@NO	0	0	-	-	0	2	11	5.5	12	0	INJURED/RESERVE - LEG				
<b>TOTALS</b>		<b>0</b>	<b>0</b>	<b>-</b>	<b>-</b>	<b>0</b>	<b>2</b>	<b>11</b>	<b>5.5</b>	<b>12</b>	<b>0</b>	<b>0</b>	<b>0</b>	<b>-</b>	<b>-</b>	<b>0</b>

## PANTHERS INDIVIDUAL GAME-BY-GAME PUNTING

		MICHAEL PALARDY								
		No	Yds	Avg	TB	In20	Lg	Blk	Net	
9-10	@SF	3	155	51.7	0	1	58	0	48.7	
9-17	BUF	6	249	41.5	0	2	55	0	41.2	
9-24	NO	3	129	43.0	1	0	56	0	32.3	
10-1	@NE	1	35	35.0	0	0	35	0	35.0	
10-8	@DET	5	234	46.8	1	0	60	0	41.6	
10-12	PHI	3	136	45.3	0	3	50	0	45.3	
10-22	@CHI	5	263	52.6	1	1	59	0	46.2	
10-29	@TB	7	353	50.4	0	4	55	0	47.1	
11-5	ATL	5	249	49.8	0	3	57	0	47.2	
11-13	MIA	2	85	42.5	1	1	43	0	32.5	
11-26	@NYJ	6	284	47.3	0	2	63	0	46.2	
12-3	@NO	5	215	43.0	0	2	51	0	42.0	
12-10	MIN	6	260	43.3	0	2	56	0	34.3	
12-17	GB	4	174	43.5	0	2	55	0	39.8	
12-24	TB	3	119	39.7	0	2	46	0	39.7	
12-31	@ATL	7	329	47.0	0	0	60	0	44.4	
<b>TOTALS</b>		<b>71</b>	<b>3269</b>	<b>46.0</b>	<b>4</b>	<b>25</b>	<b>63</b>	<b>0</b>	<b>42.4</b>	
<b>POSTSEASON</b>										
1-7	@NO	3	145	48.3	0	1	53	0	42.7	
<b>TOTALS</b>		<b>3</b>	<b>145</b>	<b>48.3</b>	<b>0</b>	<b>1</b>	<b>53</b>	<b>0</b>	<b>42.7</b>	

ADMINISTRATION  
& COACHES

VETERANS

ROOKIES

2017 IN REVIEW

RECORDS

TEAM HISTORY

REFERENCE



# 2017 GAME SUMMARIES

## GAME 2 CAROLINA 9 – BUFFALO 3

September 17, 2017  
Bank of America Stadium • Charlotte, NC

The Carolina Panthers' disruptive defensive front fueled a 9-3 home-opening victory over the Bills. Buffalo trailed for the entire game, but gave the Panthers a scare in the final moments, nearly executing the two-minute drill to perfection. Bills' quarterback Tyrod Taylor worked the sidelines on a drive that began from Buffalo's 25-yard line with just two minutes remaining. A string of completed passes and a couple scrambles gave Buffalo a shot at the end zone from 38 yards out with 14 seconds remaining. Rookie wide receiver Zay Jones broke free near the right pylon, but couldn't haul in Taylor's slightly overthrown pass to steal the victory. The Bills fought to move the ball with little success for the majority of the game and held possession for just 21:07. Carolina's defense limited the Bills to 176 total yards and 3-of-11 on third down. Taylor struggled to find open receivers and often relied on his mobility to make plays. While Taylor averaged nearly seven yards per rush, the Panthers held all-pro running back LeSean McCoy in check. McCoy finished the game with nine yards rushing on 12 carries - the fourth lowest rushing total of his career. For the second straight game, Carolina held the opposition under 70 yards rushing. While the defense supplied the Panthers' offense with great field position on multiple occasions, Carolina only managed nine points. Three Graham Gano field goals - 34, 28 and 20 yards - proved to be enough. Cam Newton completed 20-of-32 passes and threw for 228 yards while wide receiver Kelvin Benjamin led the team with 77 yards receiving on six receptions. Running backs Jonathan Stewart and Christian McCaffrey combined for 50 yards rushing. While securing the win and improving to 2-0, Carolina suffered a loss when tight end Greg Olsen went out with an injury. Early in the second quarter, Olsen pulled up on a route over the middle and limped off the field, only to disappear to the locker room. Following the game, Olsen confirmed he had broken his foot. While the injury likely won't sideline the tight end for the season, the Panthers will miss a key piece of their team going forward.

### FINAL INDIVIDUAL and TEAM STATISTICS

Carolina Panthers											Buffalo Bills												
RUSHING											RUSHING												
ATT	YDS	AVG	LG	TD							ATT	YDS	AVG	LG	TD								
J. Stewart	15	40	2.7	10	0							T. Taylor	8	55	6.9	13	0						
C. Newton	5	27	5.4	15	0							L. McCoy	12	9	0.8	6	0						
C. McCaffrey	8	10	1.3	6	0							M. Tolbert	3	5	1.7	3	0						
<b>Total</b>	<b>28</b>	<b>77</b>	<b>2.8</b>	<b>15</b>	<b>0</b>							<b>Total</b>	<b>23</b>	<b>69</b>	<b>3.0</b>	<b>13</b>	<b>0</b>						
PASSING											PASSING												
ATT	CMP	YDS	SK/YD	TD	LG	IN	Rtg.				ATT	CMP	YDS	SK/YD	TD	LG	IN	Rtg.					
C. Newton	32	20	228	6/50	0	24	0	83.9				T. Taylor	25	17	125	3/18	0	15	0	79.6			
<b>Total</b>	<b>32</b>	<b>20</b>	<b>228</b>	<b>6/50</b>	<b>0</b>	<b>24</b>	<b>0</b>	<b>83.9</b>				<b>Total</b>	<b>25</b>	<b>17</b>	<b>125</b>	<b>3/18</b>	<b>0</b>	<b>15</b>	<b>0</b>	<b>79.6</b>			
PASS RECEIVING											PASS RECEIVING												
NO	YDS	AVG	LG	TD							NO	YDS	AVG	LG	TD								
K. Benjamin	6	77	12.8	18	0							L. McCoy	6	34	5.7	11	0						
D. Funchess	4	68	17.0	24	0							J. Matthews	3	30	10.0	15	0						
C. McCaffrey	4	34	8.5	14	0							C. Clay	3	23	7.7	12	0						
E. Dickson	3	26	13.0	20	0							Z. Jones	2	18	9.0	12	0						
C. Samuel	2	7	3.5	8	0							A. Holmes	2	18	9.0	9	0						
G. Olsen	1	10	10.0	10	0							M. Tolbert	1	2	2.0	2	0						
R. Shepard	1	6	6.0	0	0							<b>Total</b>	<b>17</b>	<b>125</b>	<b>7.4</b>	<b>15</b>	<b>0</b>						
<b>Total</b>	<b>20</b>	<b>228</b>	<b>11.4</b>	<b>24</b>	<b>0</b>							<b>Total</b>	<b>17</b>	<b>125</b>	<b>7.4</b>	<b>15</b>	<b>0</b>						
INTERCEPTIONS											INTERCEPTIONS												
NO	YDS	AVG	LG	TD							NO	YDS	AVG	LG	TD								
<b>Total</b>	<b>0</b>	<b>0</b>	<b>0</b>	<b>0</b>							<b>Total</b>	<b>0</b>	<b>0</b>	<b>0</b>	<b>0</b>								
PUNTING											PUNTING												
NO	YDS	AVG.	NET	TB	IN20	LG					NO	YDS	AVG.	NET	TB	IN20	LG						
M. Palardy	6	249	41.5	41.2	0	2	55					C. Schmidt	6	297	49.5	44.5	0	2	57				
<b>Total</b>	<b>6</b>	<b>249</b>	<b>41.5</b>	<b>41.2</b>	<b>0</b>	<b>2</b>	<b>55</b>					<b>Total</b>	<b>6</b>	<b>297</b>	<b>49.5</b>	<b>44.5</b>	<b>0</b>	<b>2</b>	<b>57</b>				
PUNT RETURNS											PUNT RETURNS												
NO	YDS	AVG	FC	LG	TD						NO	YDS	AVG	FC	LG	TD							
C. McCaffrey	5	30	6.0	1	11	0						K. Clay	2	2	1.0	1	2	0					
<b>Total</b>	<b>5</b>	<b>30</b>	<b>6.0</b>	<b>1</b>	<b>11</b>	<b>0</b>						(DOWNED)	1	0	0.0	0	0	0					
											(OUT OF BOUNDS)	2	0	0.0	0	0	0						
											<b>Total</b>	<b>2</b>	<b>2</b>	<b>1.0</b>	<b>1</b>	<b>2</b>	<b>0</b>						
KICKOFF RETURNS											KICKOFF RETURNS												
NO	YDS	AVG	FC	LG	TD						NO	YDS	AVG	FC	LG	TD							
(TOUCHBACK)	2	0	0.0	0	0	0						(TOUCHBACK)	4	0	0.0	0	0	0					
<b>Total</b>	<b>0</b>	<b>0</b>	<b>0.0</b>	<b>0</b>	<b>0</b>	<b>0</b>						<b>Total</b>	<b>0</b>	<b>0</b>	<b>0.0</b>	<b>0</b>	<b>0</b>	<b>0</b>					
FUMBLES											FUMBLES												
Fum	Own Rec.	Yds	TD	FF	Opp. Rec.	Yds	TD	Out Bnds			Fum	Own Rec.	Yds	TD	FF	Opp. Rec.	Yds	TD	Out Bnds				
L. Kuechly	0	0	0	0	1	0	0	0	0	0	K. Clay	1	0	0	0	0	0	0	0	0	0	0	
<b>Total</b>	<b>0</b>	<b>0</b>	<b>0</b>	<b>0</b>	<b>1</b>	<b>0</b>	<b>0</b>	<b>0</b>	<b>0</b>	<b>0</b>	<b>Total</b>	<b>2</b>	<b>1</b>	<b>0</b>	<b>0</b>	<b>0</b>	<b>1</b>	<b>2</b>	<b>0</b>	<b>0</b>	<b>1</b>		

	PANTHERS	BILLS		PANTHERS	BILLS
TOTAL FIRST DOWNS	19	10	TOTAL RETURN YARDAGE (Not Including Kickoffs)	30	2
--By Rushing	6	2	--No. and Yards Punt Returns	5-30	2-2
--By Passing	12	6	--No. and Yards Kickoff Returns	0-0	0-0
--By Penalty	1	0	--No. and Yards Interception Returns	0-0	0-0
THIRD DOWN EFFICIENCY	7-16-44%	4-13-31%	PENALTIES Number and Yards	6-40	5-44
FOURTH DOWN EFFICIENCY	0-0-0%	0-2-0%	FUMBLES Number and Lost	0-0	2-0
TOTAL NET YARDS	255	176	TOUCHDOWNS	0	0
--Total Offensive Plays (inc. times thrown passing)	66	51	--Rushing	0	0
--Average gain per offensive play	3.9	3.5	--Passing	0	0
NET YARDS RUSHING	77	69	EXTRA POINTS Made-Attempts	0-0	0-0
--Total Rushing Plays	28	23	--Kicking Made-Attempts	0-0	0-0
--Average gain per rushing play	2.8	3.0	FIELD GOALS Made-Attempts	3-3	1-1
--Tackles for a loss-number and yards	8-13	4-12	RED ZONE EFFICIENCY	0-3-0%	0-0-0%
NET YARDS PASSING	178	107	GOAL TO GO EFFICIENCY	0-2-0%	0-1-0%
--Times Thrown - yards lost attempting to pass	6-50	3-18	SAFETIES	0	0
--Gross yards passing	228	125	FINAL SCORE	9	3
PASS ATTEMPTS-COMPLETIONS-HAD INTERCEPTED	32-20-0	25-17-0	TIME OF POSSESSION	38:53	21:07
--Avg gain per pass play (inc.# thrown passing)	4.7	3.8			
KICKOFFS Number-In End Zone-Touchbacks	4-4-4	2-2-2			
PUNTS Number and Average	6-41.5	6-49.5			
--Had Blocked	0	0			
--Net Punting Average	44.5	41.2			
FGs - PATs Had Blocked	0-0	0-0			

ADMINISTRATION  
& COACHES

VETERANS

ROOKIES

2017 IN REVIEW

RECORDS

TEAM HISTORY

REFERENCE

# 2017 GAME SUMMARIES

## GAME 3 NEW ORLEANS 34 – CAROLINA 13

September 24, 2017  
Bank of America Stadium • Charlotte, NC

The Carolina Panthers' defense couldn't contain Drew Brees and the New Orleans Saints in the first NFC South matchup of the season, falling 34-13. Carolina started well. The Panthers offense appeared to click on the opening drive. Running backs Jonathan Stewart and Christian McCaffrey carried the load, totaling 57 of the Panthers' 61 yards. However, despite averaging over four yards per play, the drive ended in a field goal after Newton suffered a sack on third down in the red zone. The Saints took over from there. New Orleans marched 75 yards down the field in their first possession, immediately topping Carolina's opening field goal. Running backs Adrian Peterson and Mark Ingram and wide receiver Tommylee Lewis shared six carries for 25 yards, setting up the passing game for Brees. The quarterback and wide receiver Michael Thomas connected five times for 50 yards, including a 5-yard slant for a touchdown. The score marked the first deficit of the season for the Panthers and the first touchdown allowed by a defense that limited its opponents to six points combined in Weeks 1 and 2. After the Panthers drew within 7-6 following a 48-yard Graham Gano field goal, linebacker P.J. Williams intercepted Cam Newton over the middle. New Orleans took over inside the red zone and only needed four plays to punch it in. Brees found Thomas to move the chains on third-and-8 before tossing an 11-yard score to wide receiver Brandon Coleman. New Orleans increased its lead at the start of the second half. Brees unloaded deep balls twice on the eight play, 75-yard drive - first to tight end Coby Fleener for 21 yards and second to former Panthers wideout Ted Ginn for a 40-yard touchdown pass. The score put the Saints up 24-6. Carolina responded near the end of the third quarter. The Panthers were backed up against the goal line to begin the drive, but Newton linked together the best passing drive of the game. A 19-yard strike to wide receiver Devin Funchess gave Carolina some breathing room. After McCaffrey picked up two yards on the ground, Newton unloaded a 37-yard dart down the left sideline to the running back. Funchess corralled another 21-yard pass before McCaffrey hauled in an 11-yard toss over the middle, setting up Newton for a three-yard touchdown sneak. The late score sparked a potential comeback, but two turnovers in the fourth quarter ended Carolina's hopes.

### FINAL INDIVIDUAL and TEAM STATISTICS

Carolina Panthers										New Orleans Saints													
RUSHING		ATT	YDS	AVG	LG	TD	PASSING		ATT	YDS	AVG	LG	TD	RUSHING		ATT	YDS	AVG	LG	TD			
J. Stewart		12	57	4.8	17	0	M. Ingram		14	56	4.0	15	0	A. Kamara		2	37	18.5	25	1			
C. Samuel		1	31	31.0	31	0	A. Peterson		9	33	3.7	11	0	T. Ginn		1	15	15.0	15	0			
C. McCaffrey		4	16	4.0	7	0	T. Lewis		1	8	8.0	8	0	T. Lewis		1	15	15.0	15	0			
C. Newton		3	16	5.3	10	1	Total		27	149	5.5	25	1	Total		27	149	5.5	25	1			
F. Whittaker		2	132	6.0	31	1	Total		29	222	7.7	40	0	Total		29	222	7.7	40	0			
Total		22	132	6.0	31	1	Total		29	222	7.7	40	0	Total		29	222	7.7	40	0			
PASSING		ATT	CMP	YDS	SK/YD	TD	LG	INT	Rtg.	PASSING		ATT	CMP	YDS	SK/YD	TD	LG	INT	Rtg.				
C. Newton		26	17	167	4/28	0	37	3	43.8	D. Brees		29	22	220	1/7	3	40	0	131.4				
D. Anderson		7	2	17	0/0	0	9	0	39.6	Total		29	22	220	1/7	3	40	0	131.4				
Total		33	19	184	4/28	0	37	3	35.4	Total		29	22	220	1/7	3	40	0	131.4				
PASS RECEIVING		NO	YDS	AVG	LG	TD	PASS RECEIVING		NO	YDS	AVG	LG	TD										
C. McCaffrey		9	101	11.2	37	0	M. Thomas		7	87	12.4	26	1										
D. Funchess		4	58	14.5	21	0	T. Lewis		3	15	5.0	13	0										
K. Benjamin		2	8	4.0	4	0	A. Kamara		3	5	1.7	7	0										
C. Samuel		2	5	2.5	7	0	T. Ginn		2	44	22.0	40	1										
E. Dickson		1	8	8.0	8	0	M. Ingram		2	30	15.0	25	0										
J. Stewart		1	4	4.0	4	0	A. Fleener		2	4	2.0	3	0										
Total		19	184	9.7	37	0	C. Fleener		1	21	21.0	21	0										
Total		19	184	9.7	37	0	B. Coleman		1	11	11.0	11	1										
Total		19	184	9.7	37	0	J. Hill		1	3	3.0	3	0										
Total		19	184	9.7	37	0	Total		22	220	10.0	40	3										
INTERCEPTIONS		NO	YDS	AVG	LG	TD	INTERCEPTIONS		NO	YDS	AVG	LG	TD										
Total		0	0	0	0	0	K. Vaccaro		1	30	30.0	30	0										
Total		0	0	0	0	0	P. Williams		1	7	7.0	7	0										
Total		0	0	0	0	0	M. Williams		1	0	0.0	0	0										
Total		0	0	0	0	0	Total		3	37	12.3	30	0										
PUNTING		NO	YDS	AVG.	NET	TB	IN20	LG	PUNTING		NO	YDS	AVG.	NET	TB	IN20	LG						
M. Palardy		3	129	32.3	32.3	1	0	56	T. Morstead		3	150	50.0	46.0	0	2	59						
Total		3	129	32.3	32.2	1	0	56	Total		3	150	50.0	46.0	0	2	59						
PUNT RETURNS		NO	YDS	AVG	FC	LG	TD	PUNT RETURNS		NO	YDS	AVG	FC	LG	TD								
D. Byrd		1	9	9.0	0	9	0	T. Ginn		1	12	12.0	1	12	0								
C. McCaffrey		1	3	3.0	1	3	0	[OUT OF BOUNDS]		1	0	0.0	0	0	0								
Total		2	12	6.0	1	9	0	Total		1	12	1.0	1	12	0								
KICKOFF RETURNS		NO	YDS	AVG	FC	LG	TD	KICKOFF RETURNS		NO	YDS	AVG	FC	LG	TD								
C. Samuel		1	30	30	0	30	0	[TOUCHBACK]		4	0	0	0	0	0								
[TOUCHBACK]		5	0	0	0	0	0	Total		0	0	0	0	0	0								
Total		1	30	30	0	30	0	Total		0	0	0	0	0	0								
FUMBLES		Fum	Own	Rec.	Yds	TD	FF	Rec.	Yds	TD	Bnds	FUMBLES		Fum	Own	Rec.	Yds	TD	FF	Rec.	Yds	TD	Bnds
C. Newton		2	1	0	0	0	0	0	0	0	0	T. Hendrickson		0	0	0	0	0	0	0	0	0	0
M. Kalil		0	1	0	0	0	0	0	0	0	0	A. Okafor		0	0	0	0	0	0	0	0	0	0
Total		2	2	0	0	0	0	0	0	0	0	Total		0	0	0	0	0	0	0	0	0	0

	PANTHERS	SAINTS		PANTHERS	SAINTS
TOTAL FIRST DOWNS	18	21	TOTAL RETURN YARDAGE (Not Including Kickoffs)	12	49
-By Rushing	11	9	--No. and Yards Punt Returns	2-12	1-12
-By Passing	7	12	--No. and Yards Kickoff Returns	1-30	0-0
-By Penalty	0	0	--No. and Yards Interception Returns	0-0	3-37
THIRD DOWN EFFICIENCY	7-14-50%	6-12-50%	PENALTIES Number and Yards	1-5	1-10
FOURTH DOWN EFFICIENCY	0-0-0%	0-2-0%	FUMBLES Number and Lost	0-0	2-0
TOTAL NET YARDS	288	362	TOUCHDOWNS	1	4
--Total Offensive Plays (inc. times thrown passing)	59	57	--Rushing	1	1
--Average gain per offensive play	4.9	6.4	--Passing	0	3
NET YARDS RUSHING	132	149	EXTRA POINTS Made-Attempts	1-1	4-4
--Total Rushing Plays	22	27	--Kicking Made-Attempts	1-1	4-4
--Average gain per rushing play	6.0	5.5	FIELD GOALS Made-Attempts	2-2	2-3
--Tackles for a loss-number and yards	0-0	4-9	RED ZONE EFFICIENCY	1-2-50%	2-3-67%
NET YARDS PASSING	156	213	GOAL TO GO EFFICIENCY	1-1-100%	1-2-50%
--Times thrown - yards lost attempting to pass	4-28	1-7	SAFETIES	0	0
--Gross yards passing	184	220	FINAL SCORE	13	34
PASS ATTEMPTS-COMPLETIONS-HAD INTERCEPTED	33-19-3	29-22-0	TIME OF POSSESSION	28:48	31:09
--Avg gain per pass play (inc. # thrown passing)	4.2	7.1			
KICKOFFS Number-In End Zone-Touchbacks	4-4-4	6-5-5			
PUNTS Number and Average	3-43.0	3-50.0			
--Had Blocked	0	0			
--Net Punting Average	46.0	32.3			
FGs - PATs Had Blocked	0-0	0-0			

ADMINISTRATION & COACHES

WETTERANS

ROOKIES

2017 IN REVIEW

RECORDS

TEAM HISTORY

REFERENCE

# 2017 GAME SUMMARIES

## GAME 4 CAROLINA 33 – NEW ENGLAND 30

October 1, 2017  
Gillette Stadium • Foxborough, MA

Graham Gano's 48-yard field goal as time expired gave the Panthers a 33-30 victory over the New England Patriots. The Panthers held a 30-16 lead early in the fourth quarter, but Tom Brady and the Patriots battled back with back-to-back touchdowns – an 8-yard rush by Dion Lewis and a 1-yard touchdown pass to Danny Amendola. New England erased Carolina's lead but put Cam Newton in position for a game-winning drive with three minutes remaining. The offense clicked, not only on the final 10-play, 46-yard drive to put Gano in range, but throughout the entire game. Newton threw for 316 yards and three touchdowns against the Patriots, all while completing nearly 76 percent of his passes. He even added a rushing touchdown to the mix, becoming the first NFL quarterback with 50 rushing touchdowns. Newton and the Panthers matched the Patriots stride for stride early on. After New England opened the game with a 41-yard field goal courtesy Stephen Gostkowski, Carolina answered on the ensuing drive with 32-yarder from Gano. The trend continued as Newton matched Brady's 2-yard touchdown pass to wide receiver Chris Hogan with a 28-yard touchdown pass to running back Fozzy Whitaker. However, instead of matching the Patriots' field goal on the ensuing drive, Newton tossed a 10-yard touchdown strike to wide receiver Devin Funchess to give Carolina all the momentum and the lead entering the second half, which ultimately carried into the final kick of the game. Funchess finished the game with 70 yards receiving, the most since Week 17 of the 2015 season, and two touchdown catches. Kelvin Benjamin hauled in his first 100-yard receiving game of the season while Jonathan Stewart added 68 yards on the ground, becoming the Panthers' all-time leading rusher.

### FINAL INDIVIDUAL and TEAM STATISTICS

Carolina Panthers											New England Patriots												
RUSHING											RUSHING												
	ATT	YDS	AVG	LG	TD		ATT	YDS	AVG	LG	TD												
J. Stewart	14	68	4.9	15	0	M. Gillislee	12	49	4.1	13	0												
C. Newton	8	44	5.5	13	1	D. Lewis	4	18	4.5	8	1												
C. McCaffrey	6	16	2.7	5	0	J. White	1	7	7.0	7	0												
D. Byrd	1	12	12.0	12	0	B. Cooks	1	4	4.0	4	0												
						T. Brady	1	2	2.0	2	0												
<b>Total</b>	<b>29</b>	<b>140</b>	<b>4.8</b>	<b>15</b>	<b>1</b>	<b>Total</b>	<b>19</b>	<b>80</b>	<b>4.2</b>	<b>13</b>	<b>1</b>												
PASSING											PASSING												
	ATT	CMP	YDS	SK/YD	TD	LG	IN	Rtg.		ATT	CMP	YDS	SK/YD	TD	LG	IN	Rtg.						
C. Newton	29	22	136	2/12	3	43	1	130.8	T. Brady	45	32	307	3/14	2	43	0	104.6						
<b>Total</b>	<b>29</b>	<b>22</b>	<b>136</b>	<b>2/12</b>	<b>3</b>	<b>43</b>	<b>1</b>	<b>130.8</b>	<b>Total</b>	<b>45</b>	<b>32</b>	<b>307</b>	<b>3/14</b>	<b>2</b>	<b>43</b>	<b>0</b>	<b>104.6</b>						
PASS RECEIVING											PASS RECEIVING												
	NO	YDS	AVG	LG	TD		NO	YDS	AVG	LG	TD												
D. Funchess	7	70	10.0	16	2	J. White	10	47	4.7	9	0												
K. Benjamin	4	104	26.0	43	0	D. Amendola	6	42	7.0	16	1												
C. McCaffrey	4	33	8.3	12	0	C. Hogan	5	60	12.0	26	1												
E. Dickson	3	62	20.7	25	0	R. Gronkowski	4	80	20.0	43	0												
F. Whitaker	3	34	11.3	28	1	B. Cooks	3	38	12.7	17	0												
R. Shepard	1	13	13.0	13	0	J. Develin	2	14	7.0	8	0												
						P. Dorsett	1	17	17.0	17	0												
<b>Total</b>	<b>22</b>	<b>316</b>	<b>14.4</b>	<b>43</b>	<b>3</b>	<b>Total</b>	<b>32</b>	<b>307</b>	<b>9.6</b>	<b>43</b>	<b>2</b>												
INTERCEPTIONS											INTERCEPTIONS												
	NO	YDS	AVG	LG	TD		NO	YDS	AVG	LG	TD												
<b>Total</b>	<b>0</b>	<b>0</b>	<b>0</b>	<b>0</b>	<b>0</b>	M. Butler	1	-2	-2.0	-2	0												
						<b>Total</b>	<b>1</b>	<b>-2</b>	<b>-2.0</b>	<b>-2</b>	<b>0</b>												
PUNTING											PUNTING												
	NO	YDS	AVG.	NET	TB	IN20	LG		NO	YDS	AVG.	NET	TB	IN20	LG								
M. Palardy	1	35	35.0	35.0	0	0	35	R. Allen	3	135	45.0	36.7	0	0	49								
<b>Total</b>	<b>1</b>	<b>35</b>	<b>35.0</b>	<b>35.0</b>	<b>0</b>	<b>0</b>	<b>35</b>	<b>Total</b>	<b>3</b>	<b>135</b>	<b>45.0</b>	<b>36.7</b>	<b>0</b>	<b>0</b>	<b>49</b>								
PUNT RETURNS											PUNT RETURNS												
	NO	YDS	AVG	FC	LG	TD		NO	YDS	AVG	FC	LG	TD										
C. McCaffrey	2	25	12.5	0	13	0	D. Amendola	0	0	0.0	0	0	0										
[DOWNED]	1	0	0.0	0	0	0	<b>Total</b>	<b>0</b>	<b>0</b>	<b>0.0</b>	<b>0</b>	<b>0</b>	<b>0</b>										
<b>Total</b>	<b>2</b>	<b>25</b>	<b>12.5</b>	<b>0</b>	<b>13</b>	<b>0</b>																	
KICKOFF RETURNS											KICKOFF RETURNS												
	NO	YDS	AVG	FC	LG	TD		NO	YDS	AVG	FC	LG	TD										
C. McCaffrey	3	58	19.3	0	21	0	D. Lewis	1	23	23.0	0	23	0										
[TOUCHBACK]	3	0	0.0	0	0	0	[TOUCHBACK]	5	0	0.0	0	0	0										
<b>Total</b>	<b>3</b>	<b>58</b>	<b>19.3</b>	<b>0</b>	<b>21</b>	<b>0</b>	<b>Total</b>	<b>1</b>	<b>23</b>	<b>23.0</b>	<b>0</b>	<b>23</b>	<b>0</b>										
FUMBLES											FUMBLES												
	Fum	Own	Rec.	Yds	TD	FF	Rec.	Yds	TD	Out	Bnds		Fum	Own	Rec.	Yds	TD	FF	Rec.	Yds	TD	Out	Bnds
J. Stewart	1	0	0	0	0	0	0	0	0	0	0	T. Flowers	0	0	0	0	1	0	0	0	0	0	0
<b>Total</b>	<b>1</b>	<b>0</b>	<b>0</b>	<b>0</b>	<b>0</b>	<b>0</b>	<b>0</b>	<b>0</b>	<b>0</b>	<b>0</b>	<b>0</b>	E. Roberts	0	0	0	0	0	1	0	0	0	0	0
												<b>Total</b>	<b>0</b>	<b>0</b>	<b>0</b>	<b>0</b>	<b>1</b>	<b>1</b>	<b>0</b>	<b>0</b>	<b>0</b>	<b>0</b>	<b>0</b>

	PANTHERS					PATRIOTS				
TOTAL FIRST DOWNS	28					24				
--By Rushing	7					5				
--By Passing	18					18				
--By Penalty	3					1				
THIRD DOWN EFFICIENCY	6-9-67%					7-14-50%				
FOURTH DOWN EFFICIENCY	0-0-0%					2-2-100%				
TOTAL NET YARDS	444					373				
--Total Offensive Plays (inc. times thrown passing)	60					67				
--Average gain per offensive play	7.4					5.6				
NET YARDS RUSHING	140					80				
--Total Rushing Plays	29					19				
--Average gain per rushing play	4.8					4.2				
--Tackles for a loss-number and yards	0-0					2-5				
NET YARDS PASSING	304					293				
--Times thrown - yards lost attempting to pass	2-12					3-14				
--Gross yards passing	316					307				
PASS ATTEMPTS-COMPLETIONS-HAD INTERCEPTED	29-22-1					45-32-0				
--Avg gain per pass play (inc.# thrown passing)	9.8					6.1				
KICKOFFS Number-In End Zone-Touchbacks	6-5-5					6-4-3				
PUNTS Number and Average	1-35.0					3-45.0				
--Had Blocked	0					0				
--Net Punting Average	35.0					36.7				
FGs - PATs Had Blocked	0-0					0-0				

	PANTHERS					PATRIOTS				
TOTAL RETURN YARDAGE (Net Including Kickoffs)	25					-2				
--No. and Yards Punt Returns	2-25					0-0				
--No. and Yards Kickoff Returns	3-58					1-23				
--No. and Yards Interception Returns	0-0					1-2				
PENALTIES Number and Yards	1-5					1-10				
FUMBLES Number and Lost	1-33					7-55				
TOUCHDOWNS	4					3				
--Rushing	1					1				
--Passing	3					2				
EXTRA POINTS Made-Attempts	3-4					3-3				
--Kicking Made-Attempts	3-4					3-3				
FIELD GOALS Made-Attempts	2-2					3-3				
RED ZONE EFFICIENCY	3-5-60%					3-4-75%				
GOAL TO GO EFFICIENCY	1-1-100%					3-3-100%				
SAFETIES	0					0				
FINAL SCORE	33					30				
TIME OF POSSESSION	28:53					31:07				

ADMINISTRATION  
& COACHES

VETERANS

ROOKIES

2017 IN REVIEW

RECORDS

TEAM HISTORY

REFERENCE



# 2017 GAME SUMMARIES

## GAME 6 PHILADELPHIA 28 – CAROLINA 23

October 12, 2017  
Bank of America Stadium • Charlotte, NC

Despite giving the ball away three times and totaling one rushing yard between running backs Jonathan Stewart, Christian McCaffrey and Fozzy Whitaker, the Carolina Panthers had a shot at a game-winning drive late. Down by five points with two minutes remaining and zero timeouts, Carolina began its final drive at its own 31-yard line. A 12-yard dart to wide receiver Kelvin Benjamin and a 9-yard completion to wide receiver Russell Shepard put the Panthers in Eagles territory, but two incomplete passes on third and fourth down sealed Carolina's fate. The Panthers' offense was completing drives earlier. McCaffrey's 25-yard punt return, the longest of his NFL career, sparked the offense in the second quarter to a 57-yard scoring drive in just four plays. Newton found a wide-open Ed Dickson for 13 yards and a diving Benjamin for 14 yards before scampering 16 yards into the end zone. The score put Carolina up 10-3, but nearing the end of the second quarter cornerback Rasul Douglas intercepted Newton inside Carolina's 20. The pocket collapsed on the quarterback, who was hit while throwing. It took the Eagles seven plays to move 12 yards, but quarterback Carson Wentz ultimately capped off the drive with a 1-yard touchdown pass to tight end Zach Ertz. Misfortune struck once more for the Panthers at the start of the third quarter. Newton tossed a routine screen pass to Stewart, but the ball slipped from his fingertips and into the hands of cornerback Patrick Robinson. Wentz once more topped off the short drive with a 17-yard touchdown pass to Ertz. Carolina clamped back within five in the fourth quarter following a 1-yard touchdown pass to McCaffrey, but failed to capitalize on the late momentum shift. The loss drops the Panthers to 4-2 on the season and into second place in the NFC South behind the Atlanta Falcons.

### FINAL INDIVIDUAL and TEAM STATISTICS

Carolina Panthers													Philadelphia Eagles																		
RUSHING			ATT	YDS	AVG	LG	TD	PASSING			ATT	YDS	AVG	LG	TD	RUSHING			ATT	YDS	AVG	LG	TD	PASSING			ATT	YDS	AVG	LG	TD
C. Newton			11	71	6.5	16	1	C. Wentz			14	67	4.8	18	0	L. Blount			6	57	9.5	18	0	C. Wentz			16	25	1.6	21	0
C. McCaffrey			4	8	2.0	4	0	C. Wentz			5	7	1.4	6	0	K. Barner			2	2	1.0	3	0	C. Clement			5	7	1.4	6	0
C. Samuel			1	8	8.0	8	0	Total			27	101	3.7	21	0	Total			30	16	0.5	3	0	Total			30	16	0.5	3	0
F. Whitaker			1	-3	-3.0	-3	0	Total			52	28	0.5	3	0	Total			30	16	0.5	3	0	Total			30	16	0.5	3	0
J. Stewart			8	-4	-0.5	3	0	Total			52	28	0.5	3	0	Total			30	16	0.5	3	0	Total			30	16	0.5	3	0
Total			25	80	3.2	16	1	Total			52	28	0.5	3	0	Total			30	16	0.5	3	0	Total			30	16	0.5	3	0

Carolina Panthers													Philadelphia Eagles																						
PASS RECEIVING			NO	YDS	AVG	LG	TD	INTERCEPTIONS			NO	YDS	AVG	LG	TD	PUNTING			NO	YDS	AVG	NET	TB	INTD	LG	PUNTING			NO	YDS	AVG	NET	TB	INTD	LG
C. McCaffrey			10	56	5.6	15	1	R. Douglas			1	7	7.0	7	0	M. Palardy			3	136	45.3	45.3	0	3	50	D. Jones			6	305	50.8	45.0	0	1	59
K. Benjamin			9	99	11.0	19	0	J. Mills			1	1	1.0	1	0	Total			3	136	45.3	45.3	0	3	50	Total			6	305	50.8	45.0	0	1	59
E. Dickson			4	36	9.0	13	0	P. Robinson			1	0	0.0	0	0	Total			3	136	45.3	45.3	0	3	50	Total			6	305	50.8	45.0	0	1	59
R. Shepard			2	12	6.0	9	0	Total			3	8	2.7	7	0	Total			3	136	45.3	45.3	0	3	50	Total			6	305	50.8	45.0	0	1	59
D. Funchess			3	36	12.0	20	0	Total			3	8	2.7	7	0	Total			3	136	45.3	45.3	0	3	50	Total			6	305	50.8	45.0	0	1	59
Total			26	355	13.7	64	1	Total			3	8	2.7	7	0	Total			3	136	45.3	45.3	0	3	50	Total			6	305	50.8	45.0	0	1	59

Carolina Panthers													Philadelphia Eagles																												
PUNT RETURNS			NO	YDS	AVG	FC	LG	TD	KICKOFF RETURNS			NO	YDS	AVG	FC	LG	TD	FUMBLES			Fum	Own Rec.	Yds	TD	FF	Opp. Rec.	Yds	TD	Bnds	FUMBLES			Fum	Own Rec.	Yds	TD	FF	Opp. Rec.	Yds	TD	Bnds
C. McCaffrey			3	35	11.7	1	25	0	R. Shepard			2	32	16.0	0	16	0	C. McCaffrey			1	1	0	0	0	0	0	0	0	K. Barner			1	0	0	0	0	0	0	0	
[DOWNED]			1	0	0.0	0	0	0	C. Samuel			1	33	33.0	0	33	0	J. Peppers			0	0	0	0	1	0	0	0	0	C. Wentz			1	0	0	0	0	0	0	0	
[OUT OF BOUNDS]			1	0	0.0	0	0	0	Total			3	35	11.7	1	25	0	K. Short			0	0	0	0	1	11	0	0	0	P. Robinson			0	1	0	0	0	0	0	0	
Total			3	35	11.7	1	25	0	Total			3	35	11.7	1	25	0	Total			1	1	0	0	1	11	0	0	Total			2	1	0	0	0	0	0	0		

PANTHERS													EAGLES																																																																																																			
TOTAL FIRST DOWNS			By Rushing			23	15	By Passing			7	4	By Penalty			12	11	THIRD DOWN EFFICIENCY			4-16-25%	5-14-36%	FOURTH DOWN EFFICIENCY			1-3-33%	1-1-100%	TOTAL NET YARDS			305	310	--Total Offensive Plays (inc. times thrown passing)			79	60	--Average gain per offensive play			3.9	5.2	NET YARDS RUSHING			80	101	--Total Rushing Plays			25	27	--Average gain per rushing play			3.2	3.7	--Tackles for a loss-number and yards			6-16	5-13	NET YARDS PASSING			225	209	--Times thrown -- yards lost attempting to pass			2-14	3-13	--Cross yards passing			239	222	PASS ATTEMPTS-COMPLETIONS-HAD INTERCEPTED			52-28-3	30-16-0	--Avg gain per pass play (inc. # thrown passing)			4.2	6.3	KICKOFFS Number-In End Zone-Touchbacks			6-6-6	6-3-3	PUNTS Number and Average			3-45.3	6-50.8	--Had Blocked			0	0	--Net Punting Average			45.3	45.0	FGs - PATS Had Blocked			0-0	0-0

PANTHERS													EAGLES																																																																	
TOTAL RETURN YARDAGE (Not Including Kickoffs)			--No. and Yards Punt Returns			35	8	--No. and Yards Kickoff Returns			4	3-35	1-0	PENALTIES Number and Yards			0-0	3-8	FUMBLES Number and Lost			10-126	1-1	TOUCHDOWNS			1-0	2-1	--Rushing			2	3	--Passing			1	0	EXTRA POINTS Made-Attempts			3-3	2-2	--Kicking Made-Attempts			2-2	2-2	FIELD GOALS Made-Attempts			2-2	3-3	RED ZONE EFFICIENCY			2-3-67%	2-2-100%	GOAL TO GO EFFICIENCY			1-2-50%	0-1-100%	SAFETIES			0	0	FINAL SCORE			23	28	TIME OF POSSESSION			31:26	28:34

ADMINISTRATION & COACHES

VETERANS

ROOKIES

2017 IN REVIEW

RECORDS

TEAM HISTORY

REFERENCE

# 2017 GAME SUMMARIES

## GAME 7 CHICAGO 17 – CAROLINA 3

October 22, 2017  
Soldier Field • Chicago, IL

The Panthers appeared poised for success early, but two costly turnovers proved to be too much to overcome in a 17-3 loss to the Chicago Bears. Quarterback Cam Newton completed three passes for 39 yards and scrambled for 14 more on the game's opening drive, but at the Bears' 24-yard line, Newton ran an option and wide receiver Curtis Samuel fumbled the pitch. Rookie safety Eddie Jackson scooped up and returned it 75 yards for a touchdown. Jackson, who was starting just his sixth career game, doubled his touchdown total in the second quarter. Newton dropped back just outside the red zone and threw a bullet to wide receiver Kelvin Benjamin. Cornerback Prince Amukamara tipped the pass, which Jackson hauled in and returned 76 yards for a touchdown. On the Bears' ensuing drive, rookie quarterback Mitch Trubisky opened up Carolina's defense with a 70-yard toss to rookie running back Tarik Cohen to set up Chicago's lone offensive points, courtesy of a 19-yard field goal. The Panthers defense did the job otherwise, holding Chicago to just three first downs before Chicago picked up a couple more in the closing minutes to run out the clock. The two early turnovers deflated Carolina's offense, which only managed three points on the day, the Panthers' lowest point since a 30-3 loss to the Titans in Week 10 of Newton's rookie season in 2011. Carolina did total 108 rushing yards, which had been a concern in the previous two weeks. Newton led the way with 55 white running back Jonathan Stewart rushed for 48 yards. Despite two interceptions, Newton threw for 211 yards and completed nearly 62 percent of his passes.

### FINAL INDIVIDUAL AND TEAM STATISTICS

Carolina Panthers										Chicago Bears											
RUSHING		ATT	YDS	AVG	LG	TD	PASSING		ATT	YDS	AVG	LG	TD	RUSHING		ATT	YDS	AVG	LG	TD	
C. Newton		9	50	5.6	14	0	M. Trubisky		21	65	3.1	11	0	J. Howard		5	3	0.6	7	0	
J. Stewart		14	48	3.4	13	0	Total		26	68	2.6	11	0	M. Trubisky		5	3	0.6	7	0	
C. McCaffrey		7	10	1.0	4	0	Total		26	68	2.6	11	0	Total		26	68	2.6	11	0	
Total		30	108	3.6	14	0	Total		26	68	2.6	11	0	Total		26	68	2.6	11	0	
PASSING		ATT	CMP	YDS	SK/YD	TD	LG	IN	Rtg.	PASSING		ATT	CMP	YDS	SK/YD	TD	LG	IN	Rtg.		
C. Newton		34	21	211	5/26	0	37	2	54.9	M. Trubisky		7	4	107	4/22	0	70	0	101.8		
Total		34	21	211	5/26	0	37	2	54.9	Total		7	4	107	4/22	0	70	0	101.8		
PASS RECEIVING		NO	YDS	AVG	LG	TD	PASS RECEIVING		NO	YDS	AVG	LG	TD								
C. McCaffrey		7	36	5.1	20	0	Z. Miller		2	29	14.5	24	0								
D. Funchess		4	41	10.3	20	0	T. Cohen		1	70	70.0	70	0								
K. Benjamin		3	65	21.7	37	0	T. Gentry		1	8	8.0	8	0								
E. Dickson		3	18	6.0	11	0	Total		4	107	26.8	70	0								
R. Shepard		2	20	10.0	18	0	Total		4	107	26.8	70	0								
C. Samuel		1	20	20.0	20	0	Total		4	107	26.8	70	0								
C. Manherz		1	11	11.0	11	0	Total		4	107	26.8	70	0								
Total		21	211	10.0	37	0	Total		4	107	26.8	70	0								
INTERCEPTIONS		NO	YDS	AVG	LG	TD	INTERCEPTIONS		NO	YDS	AVG	LG	TD								
Total		0	0	0	0	0	E. Jackson		1	76	76.0	76	1								
Total		0	0	0	0	0	D. Trevathan		1	8	8.0	8	0								
Total		0	0	0	0	0	Total		2	84	42.0	76	1								
PUNTING		NO	YDS	AVG.	NET	TB	IN20	LG	PUNTING		NO	YDS	AVG.	NET	TB	IN20	LG				
M. Palardy		5	263	52.6	46.2	1	1	59	P. O'Donnell		6	296	49.3	46.2	0	1	66				
Total		5	263	52.6	46.2	1	1	59	Total		6	296	49.3	46.2	0	1	66				
PUNT RETURNS		NO	YDS	AVG	FC	LG	TD	PUNT RETURNS		NO	YDS	AVG	FC	LG	TD						
C. McCaffrey		3	17	5.7	2	10	0	T. Cohen		2	12	6.0	1	6	0						
(DOWNED)		1	0	0.0	0	0	0	(OUT OF BOUNDS)		1	0	0.0	0	0	0						
Total		3	17	5.7	2	10	0	(TOUCHBACK)		1	0	0.0	0	0	0						
Total		3	17	5.7	2	10	0	Total		2	12	6.0	1	6	0						
KICKOFF RETURNS		NO	YDS	AVG	FC	LG	TD	KICKOFF RETURNS		NO	YDS	AVG	FC	LG	TD						
C. Samuel		2	43	21.5	0	25	0	(TOUCHBACK)		2	0	0.0	0	0	0						
(TOUCHBACK)		2	0	0.0	0	0	0	Total		2	0	0.0	0	0	0						
Total		2	43	21.5	0	25	0	Total		2	0	0.0	0	0	0						
FUMBLES		Fum	Own	Yds	TD	FF	Opp. Rec.	Yds	TD	Out Bnds	FUMBLES		Fum	Own	Yds	TD	FF	Opp. Rec.	Yds	TD	Out Bnds
C. Newton		1	0	-1	0	0	0	0	0	0	E. Jackson		0	0	0	0	0	1	75	1	0
Total		1	0	-1	0	0	0	0	0	0	Total		0	0	0	0	0	1	75	1	0

	PANTHERS					BEARS				
	TOTAL FIRST DOWNS	20	5	17	96					
--By Rushing	7	3	3-17	2-12						
--By Passing	12	2	2-43	0-0						
--By Penalty	1	0	0-0	2-84						
THIRD DOWN EFFICIENCY	6-15-40%	2-11-18%	4-35	5-40						
FOURTH DOWN EFFICIENCY	0-1-0%	0-0-0%	1-1	0-0						
TOTAL NET YARDS	293	153	0	2						
--Total Offensive Plays (inc. times thrown passing)	69	37	0	0						
--Average gain per offensive play	4.2	4.1	0	0						
NET YARDS RUSHING	108	68	0-0	2-2						
--Total Rushing Plays	30	26	2-2	2-2						
--Average gain per rushing play	3.6	2.6	1-1	1-2						
--Tackles for a loss-number and yards	2-3	3-11	0-0-0%	0-1-0%						
NET YARDS PASSING	185	85	0-0-0%	0-1-0%						
--Times thrown - yards lost attempting to pass	5-26	4-22	0	0						
--Gross yards passing	211	107	3	17						
PASS ATTEMPTS-COMPLETIONS-HAD INTERCEPTED	34-21-2	7-4-0	38:35	21:25						
--Avg gain per pass play (inc.# thrown passing)	4.7	7.7								
KICKOFFS Number-In End Zone-Touchbacks	2-2-2	4-3-2								
PUNTS Number and Average	5-52.6	6-49.3								
--Had Blocked	0	0								
--Net Punting Average	46.2	46.5								
FGs - PATS Had Blocked	0-0	1-0								
TOTAL RETURN YARDAGE (Not Including Kickoffs)	17	96								
--No. and Yards Punt Returns	3-17	2-12								
--No. and Yards Kickoff Returns	2-43	0-0								
--No. and Yards Interception Returns	0-0	2-84								
PENALTIES Number and Yards	4-35	5-40								
FUMBLES Number and Lost	1-1	0-0								
TOUCHDOWNS	0	2								
--Rushing	0	2								
--Passing	0	0								
EXTRA POINTS Made-Attempts	0-0	2-2								
--Kicking Made-Attempts	2-2	2-2								
FIELD GOALS Made-Attempts	1-1	1-2								
RED ZONE EFFICIENCY	0-2-0%	0-1-0%								
GOAL TO GO EFFICIENCY	0-0-0%	0-1-0%								
SAFETIES	0	0								
FINAL SCORE	3	17								
TIME OF POSSESSION	38:35	21:25								

ADMINISTRATION  
& COACHES

VETERANS

ROOKIES

2017 IN REVIEW

RECORDS

TEAM HISTORY

REFERENCE



# 2017 GAME SUMMARIES

## GAME 8 CAROLINA 17 – TAMPA BAY 3

October 29, 2017

Raymond James Stadium • Tampa, FL

Points were at a premium as the Carolina Panthers defense kept the Tampa Bay Buccaneers out of the end zone and came up with three takeaways to spearhead a 17-3 victory. All season long, head coach Ron Rivera has stressed the importance of starting fast. After not scoring a touchdown in the first quarter since the opener at San Francisco, Carolina ended the drought. The Panthers had to convert on third down five times, but ultimately running back Jonathan Stewart took flight over the offensive line to cap off the 17 play, 82-yard drive with a 1-yard touchdown rush – the first rushing touchdown of the season. The Panthers added a second touchdown in the fourth quarter. Quarterback Cam Newton followed his 20-yard scamper – the longest rush of the day – with a 25-yard touchdown pass to wide receiver Kelvin Benjamin on third down. The 6-foot-5 receiver boxed out rookie cornerback Justin Evans to reel in the jump ball for his second touchdown of the season. The defense took over from there. The unit received criticism entering the game for the lack of takeaways this year, but nearly matched their season total Sunday. The defense forced three turnovers – two interceptions and one fumble. Defensive end Julius Peppers started the day tallying sack No. 151 while forcing a fumble that safety Kurt Coleman recovered in the second quarter. In the fourth quarter, safety Mike Adams and linebacker Luke Kuechly – who returned after missing one game – each intercepted quarterback Jameis Winston.

### FINAL INDIVIDUAL and TEAM STATISTICS

Carolina Panthers							Tampa Bay Buccaneers						
RUSHING	ATT	YDS	AVG	LG	TD		RUSHING	ATT	YDS	AVG	LG	TD	
C. Newton	11	44	4.0	20	0		D. Martin	18	71	3.9	17	0	
J. Stewart	11	34	3.1	11	1		J. Winston	3	13	4.3	9	0	
C. Samuel	1	11	11.0	11	0		J. Rogers	1	1	1.0	1	0	
C. Artis-Payne	4	8	2.0	11	0								
C. McCaffrey	4	3	0.8	4	0								
<b>Total</b>	<b>31</b>	<b>100</b>	<b>3.2</b>	<b>20</b>	<b>1</b>		<b>Total</b>	<b>22</b>	<b>85</b>	<b>3.9</b>	<b>17</b>	<b>0</b>	
PASSING	ATT	CMP	YDS	SK/YD	TD	LG	IN	Rtg.					
C. Newton	32	18	154	0/0	1	25	1	66.4					
<b>Total</b>	<b>32</b>	<b>18</b>	<b>154</b>	<b>0/0</b>	<b>1</b>	<b>25</b>	<b>1</b>	<b>66.4</b>					
PASS RECEIVING	NO	YDS	AVG	LG	TD								
C. McCaffrey	5	49	9.8	16	0								
E. Dickson	4	24	6.0	14	0								
K. Benjamin	3	39	13.0	25	1								
C. Samuel	2	15	7.5	9	0								
D. Funchess	2	11	5.5	9	0								
R. Shepard	1	14	14.0	14	0								
C. Artis-Payne	1	2	2.0	2	0								
<b>Total</b>	<b>18</b>	<b>154</b>	<b>8.6</b>	<b>25</b>	<b>1</b>								
INTERCEPTIONS	NO	YDS	AVG	LG	TD								
M. Adams	1	2	2.0	2	0								
L. Kuechly	1	0	0.0	0	0								
<b>Total</b>	<b>2</b>	<b>2</b>	<b>1.0</b>	<b>2</b>	<b>0</b>								
PUNTING	NO	YDS	AVG.	NET	TB	IN20	LG						
M. Palardy	7	353	50.4	47.1	0	4	55						
<b>Total</b>	<b>7</b>	<b>353</b>	<b>50.4</b>	<b>47.1</b>	<b>0</b>	<b>4</b>	<b>55</b>						
PUNT RETURNS	NO	YDS	AVG	FC	LG	TD							
K. Clay	3	22	7.3	1	11	0							
[DOWNED]	1	0	0.0	0	0	0							
[TOUCHBACK]	1	0	0.0	0	0	0							
<b>Total</b>	<b>3</b>	<b>22</b>	<b>7.3</b>	<b>1</b>	<b>11</b>	<b>0</b>							
KICKOFF RETURNS	NO	YDS	AVG	FC	LG	TD							
R. Shepard	1	33	33.0	0	33	0							
C. Samuel	1	23	23.0	0	23	0							
<b>Total</b>	<b>2</b>	<b>56</b>	<b>28.0</b>	<b>0</b>	<b>33</b>	<b>0</b>							
FUMBLES	Fum	Own Rec.	Yds	TD	FF	Opp. Rec.	Yds	TD	Out Bnds				
M. Adams	1	0	0	0	0	0	0	0	0				
L. Kuechly	0	1	0	0	0	0	0	0	0				
J. Peppers	0	0	0	0	1	0	0	0	0				
K. Coleman	0	0	0	0	1	0	0	0	0				
<b>Total</b>	<b>1</b>	<b>1</b>	<b>0</b>	<b>0</b>	<b>1</b>	<b>1</b>	<b>0</b>	<b>0</b>	<b>0</b>				
FUMBLES	Fum	Own Rec.	Yds	TD	FF	Opp. Rec.	Yds	TD	Out Bnds				
J. Winston	1	0	0	0	0	0	0	0	0				
A. Humphries	0	0	0	0	1	0	0	0	0				
<b>Total</b>	<b>1</b>	<b>0</b>	<b>0</b>	<b>0</b>	<b>1</b>	<b>0</b>	<b>0</b>	<b>0</b>	<b>0</b>				

ADMINISTRATION  
& COACHES

VETERANS

ROOKIES

2017 IN REVIEW

RECORDS

TEAM HISTORY

REFERENCE

# 2017 GAME SUMMARIES

## GAME 9 CAROLINA 20 – ATLANTA 17

November 5, 2017  
Bank of America Stadium • Charlotte, NC

The Falcons controlled things well into the second quarter, but two late first-half touchdowns spurred the Panthers to a 20-17 victory. With the Falcons leading 10-0 with 4:35 remaining in the second quarter, they tested the Panthers' defense on fourth down. Linebacker Thomas Davis stuffed running back Devonta Freeman for no gain, forcing a turnover on downs. Two 15-yard penalties and a 24-yard pitch-and-catch to wide receiver Devin Funchess led to running back Christian McCaffrey's first rushing touchdown of the season. The first-round pick corralled a pitch from quarterback Cam Newton and strolled into the end zone untouched from four yards out. On the first play of the Falcons' ensuing drive, the Panthers defense stepped up once more. Safety Mike Adams picked off quarterback Matt Ryan and returned the interception 40 yards into Falcons territory. It only took the Panthers four plays to turn the turnover into six points. Newton scrambled to his right and acrobatically dove across the pylon for his team-leading fourth rushing touchdown of the season. That gave the Panthers a 14-10 advantage. Carolina added to its lead in the third quarter. Graham Gano tacked on two field goals – 31-yards and 45-yards – to give the Panthers a 20-10 lead. Despite falling behind two scores, Atlanta didn't go away. On fourth down with 8:20 remaining in the game, Julio Jones broke away from the defense. Ryan threw a 61-yard strike to the wide receiver, who was wide open in the end zone, but the should-have-been touchdown pass slipped through his grasp and fell incomplete. Atlanta came back on the next possession and cut the deficit to one score. Ryan orchestrated a seven-play, 92-yard drive that was capped off with a 19-yard screen pass to running back Tevin Coleman. Now down by just a field goal, the Falcons had an opportunity inside the final two minutes to force overtime or steal a victory, but Carolina's defense rose to the occasion. The front seven pressured Ryan into throwing three consecutive incomplete passes, forcing another turnover on downs and securing the win.

### FINAL INDIVIDUAL and TEAM STATISTICS

Carolina Panthers											Atlanta Falcons													
RUSHING	ATT	YDS	AVG	LG	TD						RUSHING	ATT	YDS	AVG	LG	TD								
C. Newton	9	86	9.6	34	1						D. Freeman	11	46	4.2	20	0								
C. McCaffrey	15	66	4.4	17	1						T. Coleman	5	5	1	2	0								
J. Stewart	11	21	1.9	9	0						T. Gabriel	1	3	3	0	0								
C. Samuel	1	14	14	14	0						M. Ryan	1	-1	-1	-1	0								
R. Shepard	1	11	11	11	0																			
C. Artis-Payne	1	3	3	3	0																			
<b>Total</b>	<b>38</b>	<b>201</b>	<b>5.3</b>	<b>34</b>	<b>2</b>						<b>Total</b>	<b>18</b>	<b>53</b>	<b>2.9</b>	<b>20</b>	<b>0</b>								
PASSING	ATT	CMP	YDS	SK/YD	TD	LG	IN	Rtg.			PASSING	ATT	CMP	YDS	SK/YD	TD	LG	IN	Rtg.					
C. Newton	24	13	137	1/8	0	33	0	71			M. Ryan	38	24	313	2/11	2	40	1	95.6					
<b>Total</b>	<b>24</b>	<b>13</b>	<b>137</b>	<b>1/8</b>	<b>0</b>	<b>33</b>	<b>0</b>	<b>71</b>			<b>Total</b>	<b>38</b>	<b>24</b>	<b>313</b>	<b>2/11</b>	<b>2</b>	<b>40</b>	<b>1</b>	<b>95.6</b>					
PASS RECEIVING	NO	YDS	AVG	LG	TD						PASS RECEIVING	NO	YDS	AVG	LG	TD								
D. Funchess	5	86	17.2	33	0						Ju. Jones	6	118	19.7	34	0								
C. McCaffrey	5	28	5.6	9	0						D. Freeman	4	18	4.5	14	0								
C. Samuel	3	23	7.7	12	0						T. Gabriel	3	56	18.7	40	0								
											A. Hooper	3	36	12	16	0								
											M. Sanu	3	23	7.7	10	1								
											J. Hardy	2	26	13	19	0								
											T. Coleman	1	19	19	19	1								
											D. Coleman	1	9	9	9	0								
											L. Tolio	1	8	8	8	0								
<b>Total</b>	<b>13</b>	<b>137</b>	<b>10.5</b>	<b>33</b>	<b>0</b>						<b>Total</b>	<b>24</b>	<b>313</b>	<b>13</b>	<b>40</b>	<b>2</b>								
INTERCEPTIONS	NO	YDS	AVG	LG	TD						INTERCEPTIONS	NO	YDS	AVG	LG	TD								
M. Adams	1	40	40	40	0																			
<b>Total</b>	<b>1</b>	<b>40</b>	<b>40</b>	<b>40</b>	<b>0</b>						<b>Total</b>	<b>0</b>	<b>0</b>	<b>0</b>	<b>0</b>	<b>0</b>								
PUNTING	NO	YDS	AVG.	NET	TB	IN20	LG				PUNTING	NO	YDS	AVG.	NET	TB	IN20	LG						
M. Palardy	5	249	49.8	47.2	0	3	57				M. Boshier	4	196	49	48.5	0	2	59						
<b>Total</b>	<b>5</b>	<b>249</b>	<b>49.8</b>	<b>47.2</b>	<b>0</b>	<b>3</b>	<b>57</b>				<b>Total</b>	<b>4</b>	<b>196</b>	<b>49</b>	<b>48.5</b>	<b>0</b>	<b>2</b>	<b>59</b>						
PUNT RETURNS	NO	YDS	AVG	FC	LG	TD						PUNT RETURNS	NO	YDS	AVG	FC	LG	TD						
K. Clay	3	2	0.7	1	2	0						A. Roberts	2	13	6.5	2	8	0						
<b>Total</b>	<b>3</b>	<b>2</b>	<b>0.7</b>	<b>1</b>	<b>2</b>	<b>0</b>						[DOWNED]	1	0	0.0	0	0	0						
											<b>Total</b>	<b>2</b>	<b>13</b>	<b>6.5</b>	<b>2</b>	<b>8</b>	<b>0</b>							
KICKOFF RETURNS (TOUCHBACK)	NO	YDS	AVG	FC	LG	TD						KICKOFF RETURNS (TOUCHBACK)	NO	YDS	AVG	FC	LG	TD						
<b>Total</b>	<b>5</b>	<b>0</b>	<b>0</b>	<b>0</b>	<b>0</b>	<b>0</b>						<b>Total</b>	<b>4</b>	<b>0</b>	<b>0</b>	<b>0</b>	<b>0</b>	<b>0</b>						
FUMBLES	Fum	Own Rec.	Yds	TD	FF	Opp. Rec.	Yds	TD	Out Bnds			FUMBLES	Fum	Own Rec.	Yds	TD	FF	Opp. Rec.	Yds	TD	Out Bnds			
J. Stewart	2	0	0	0	0	0	0	0	0			A. Roberts	1	0	0	0	0	0	0	0	0	0		
K. Clay	1	1	0	0	0	0	0	0	0			K. Neal	0	0	1	0	2	1	0	0	0	0		
S. Thompson	0	0	0	0	1	0	0	0	0			D. Trufant	0	0	0	0	0	1	0	0	0	0		
<b>Total</b>	<b>3</b>	<b>1</b>	<b>0</b>	<b>0</b>	<b>1</b>	<b>0</b>	<b>0</b>	<b>0</b>	<b>0</b>			<b>Total</b>	<b>1</b>	<b>0</b>	<b>0</b>	<b>0</b>	<b>2</b>	<b>2</b>	<b>0</b>	<b>0</b>	<b>0</b>			

	PANTHERS	FALCONS		PANTHERS	FALCONS
TOTAL FIRST DOWNS	20	17	TOTAL RETURN YARDAGE (Not Including Kickoffs)	42	13
--By Rushing	12	3	--No. and Yards Punt Returns	3-2	2-13
--By Passing	13	6	--No. and Yards Kickoff Returns	1-0	0-0
--By Penalty	1	2	--No. and Yards Interception Returns	1-40	0-0
THIRD DOWN EFFICIENCY	4-13-31%	4-12-33%	FIELD GOALS Made-Attempts	5-29	8-70
FOURTH DOWN EFFICIENCY	0-3-0%	1-2-50%	FUMBLES Number and Lost	3-2	1-0
TOTAL NET YARDS	330	355	TOUCHDOWNS	2	2
--Total Offensive Plays (inc. times thrown passing)	63	58	--Rushing	2	0
--Average gain per offensive play	5.2	6.1	--Passing	0	2
NET YARDS RUSHING	201	53	EXTRA POINTS Made-Attempts	2-2	2-2
--Total Rushing Plays	38	18	--Kicking Made-Attempts	2-2	2-2
--Average gain per rushing play	5.3	2.9	FIELD GOALS Made-Attempts	2-2	8-70
--Tackles for a loss-number and yards	3-14	0-0	RED ZONE EFFICIENCY	2-4-50%	2-2-100%
NET YARDS PASSING	129	302	GOAL TO GO EFFICIENCY	1-1-100%	1-1-100%
--Times thrown - yards lost attempting to pass	1-8	2-11	SAFETIES	0	0
--Gross yards passing	137	313	FINAL SCORE	20	17
PASS ATTEMPTS-COMPLETIONS-HAD INTERCEPTED	24-13-0	38-24-1	TIME OF POSSESSION	32:52	27:08
--Avg gain per pass play (inc.# thrown passing)	5.2	7.6			
KICKOFFS Number-In End Zone-Touchbacks	5-5-5	4-4-4			
PUNTS Number and Average	5-49.8	4-49.0			
--Had Blocked	0	0			
--Net Punting Average	47.2	48.5			
FGs - PATs Had Blocked	0-0	0-0			

ADMINISTRATION  
& COACHES

VETERANS

ROOKIES

2017 IN REVIEW

RECORDS

TEAM HISTORY

REFERENCE

# 2017 GAME SUMMARIES

## GAME 10 CAROLINA 45 – MIAMI 21

November 13, 2017  
Bank of America Stadium • Charlotte, NC

Behind a record-breaking offensive night, the Panthers look primed for primetime, scoring touchdowns on five consecutive possessions to defeat the Dolphins 45-21 on Monday Night Football. While the defense set the tone early, the offense capitalized on opportunities, to the tune of six touchdowns and 548 total yards, a franchise record. Luke Kuechly's late second-quarter interception spurred the Panthers before halftime. With under a minute remaining, the linebacker jumped in front of a pass intended for Dolphins tight end Julius Thomas and picked off quarterback Jay Cutler. The turnover set the Panthers up with excellent field position and it only took quarterback Cam Newton four plays to cap off the 20-yard drive with a touchdown pass to tight end Ed Dickson. The score gave Carolina a 17-7 lead entering halftime. The offense opened the floodgates in the second half. Carolina initially increased its lead to 24-7 on a screen pass turned 28-yard touchdown to wide receiver Devin Funchess. With the help of a key block from running back Christian McCaffrey, Funchess weaved through the Dolphins' defense untended showcasing his 4.5 speed. On the ensuing drive, running back Jonathan Stewart took two handoffs for a combined 23 yards before his counterpart Cameron Artis-Payne scampered 12 yards for his first touchdown of the season. Midway through the third quarter, the Dolphins showed off some explosiveness of their own on a 66-yard touchdown run from running back Kenyan Drake, but Newton matched it on the following possession. The quarterback exhibited his dual threat ability on a 69-yard rush up the middle, the second longest of his career. The carry ultimately set up a 2-yard touchdown pass to running back Christian McCaffrey, his second touchdown of the game and first two-touchdown game of his career. Newton connected with Funchess once more in the fourth quarter on a 32-yard touchdown pass. The score marked the first four-touchdown passing game for Newton on Monday Night Football in his career. He's now 5-1 on Monday Night Football, throwing for multiple touchdowns in all six appearances. With the win, the Panthers improve to 7-3 on the season, trailing the New Orleans Saints by a half-game in the NFC South before heading into a bye week.

### FINAL INDIVIDUAL AND TEAM STATISTICS

Carolina Panthers											Miami Dolphins										
<b>RUSHING</b>											<b>RUSHING</b>										
	ATT	YDS	AVG	LG	TD		ATT	YDS	AVG	LG	TD										
J. Stewart	17	110	6.5	18	0	K. Drake	7	82	11.7	66	1										
C. Newton	5	95	19.0	69	0	D. Williams	9	19	2.1	11	0										
C. Artis-Payne	7	68	9.7	43	1	J. Cutler	1	-1	-1.0	-1	0										
C. McCaffrey	5	23	4.6	16	1																
D. Anderson	2	-2	-1.0	-1	0																
<b>Total</b>	<b>36</b>	<b>294</b>	<b>8.2</b>	<b>69</b>	<b>2</b>	<b>Total</b>	<b>17</b>	<b>100</b>	<b>5.9</b>	<b>66</b>	<b>1</b>										
<b>PASSING</b>											<b>PASSING</b>										
	ATT	CMP	YDS	SK/YD	TD	LG	IN	Rtg.		ATT	CMP	YDS	SK/YD	TD	LG	IN	Rtg.				
C. Newton	35	21	254	0/0	4	32	0	120.4	J. Cutler	37	22	213	0/0	2	24	1	82.4				
<b>Total</b>	<b>35</b>	<b>21</b>	<b>254</b>	<b>0/0</b>	<b>4</b>	<b>32</b>	<b>0</b>	<b>120.4</b>	<b>Total</b>	<b>37</b>	<b>22</b>	<b>213</b>	<b>0/0</b>	<b>2</b>	<b>24</b>	<b>1</b>	<b>82.4</b>				
<b>PASS RECEIVING</b>											<b>PASS RECEIVING</b>										
	NO	YDS	AVG	LG	TD		NO	YDS	AVG	LG	TD										
D. Funchess	5	92	18.4	32	2	D. Parker	6	66	11.0	24	0										
C. Samuel	5	45	9.0	23	0	K. Stills	5	67	13.4	21	0										
R. Shepard	3	40	13.3	15	0	J. Landry	5	42	8.4	19	1										
E. Dickson	3	33	11.0	20	1	D. Williams	2	20	10.0	15	0										
C. McCaffrey	3	27	9.0	19	1	K. Drake	2	10	5.0	5	0										
B. Berson	1	12	12.0	12	0	J. Thomas	2	8	4.0	6	1										
K. Clay	1	5	5.0	5	0																
<b>Total</b>	<b>21</b>	<b>254</b>	<b>12.1</b>	<b>32</b>	<b>4</b>	<b>Total</b>	<b>22</b>	<b>213</b>	<b>9.7</b>	<b>24</b>	<b>2</b>										
<b>INTERCEPTIONS</b>											<b>INTERCEPTIONS</b>										
	NO	YDS	AVG	LG	TD		NO	YDS	AVG	LG	TD										
L. Kuechly	1	0	0.0	0	0																
<b>Total</b>	<b>1</b>	<b>0</b>	<b>0.0</b>	<b>0</b>	<b>0</b>	<b>Total</b>	<b>0</b>	<b>0</b>	<b>0.0</b>	<b>0</b>	<b>0</b>										
<b>PUNTING</b>											<b>PUNTING</b>										
	NO	YDS	AVG.	NET	TB	IN20	LG		NO	YDS	AVG.	NET	TB	IN20	LG						
M. Palardy	2	85	42.5	32.5	1	1	43	M. Haack	4	167	41.8	39.3	0	3	48						
<b>Total</b>	<b>2</b>	<b>85</b>	<b>42.5</b>	<b>32.5</b>	<b>1</b>	<b>1</b>	<b>43</b>	<b>Total</b>	<b>4</b>	<b>167</b>	<b>41.8</b>	<b>39.3</b>	<b>0</b>	<b>3</b>	<b>48</b>						
<b>PUNT RETURNS</b>											<b>PUNT RETURNS</b>										
	NO	YDS	AVG	FC	LG	TD		NO	YDS	AVG	FC	LG	TD								
C. McCaffrey	2	10	5.0	0	8	0	J. Landry	0	0	0.0	1	0	0								
K. Clay	0	0	0.0	1	0	0	[TOUCHBACK]	1	0	0.0	0	0	0								
[DOWNED]	1	0	0.0	0	0	0															
<b>Total</b>	<b>2</b>	<b>10</b>	<b>5.0</b>	<b>1</b>	<b>8</b>	<b>0</b>	<b>Total</b>	<b>1</b>	<b>0</b>	<b>0.0</b>	<b>1</b>	<b>0</b>	<b>0</b>								
<b>KICKOFF RETURNS</b>											<b>KICKOFF RETURNS</b>										
	NO	YDS	AVG	FC	LG	TD		NO	YDS	AVG	FC	LG	TD								
C. Samuel	2	48	24.0	0	26	0	S. Perry	4	87	21.8	0	29	0								
K. Clay	2	33	16.5	0	18	0	[TOUCHBACK]	4	0	0.0	0	0	0								
<b>Total</b>	<b>4</b>	<b>81</b>	<b>20.3</b>	<b>0</b>	<b>26</b>	<b>0</b>	<b>Total</b>	<b>4</b>	<b>87</b>	<b>21.8</b>	<b>0</b>	<b>29</b>	<b>0</b>								
<b>FUMBLES</b>											<b>FUMBLES</b>										
	Fum	Own	Rec.	Yds	TD	FF	Opp. Rec.	Yds	TD	Out Ends		Fum	Own	Rec.	Yds	TD	FF	Opp. Rec.	Yds	TD	Out Ends
<b>Total</b>	<b>0</b>	<b>0</b>	<b>0</b>	<b>0</b>	<b>0</b>	<b>0</b>	<b>0</b>	<b>0</b>	<b>0</b>	<b>0</b>	<b>Total</b>	<b>0</b>	<b>0</b>	<b>0</b>	<b>0</b>	<b>0</b>	<b>0</b>	<b>0</b>	<b>0</b>	<b>0</b>	<b>0</b>

	PANTHERS					DOLPHINS				
TOTAL FIRST DOWNS	30	12	3			10	2-10	0-0		
--By Rushing	12	3				2-10	0-0			
--By Passing	16	12				4-81	4-87			
--By Penalty	2	2				1-0	0-0			
THIRD DOWN EFFICIENCY	11-14-79%			7-12-58%		PENALTIES Number and Yards	6-37	7-57		
FOURTH DOWN EFFICIENCY	0-1-0%			0-0-0%		FUMBLES Number and Lost	0-0	0-0		
TOTAL NET YARDS	548	313				TOUCHDOWNS	6	3		
--Total Offensive Plays (inc. times thrown passing)	71	54				--Rushing	2	1		
--Average gain per offensive play	7.7	5.8				--Passing	4	2		
NET YARDS RUSHING	294	100				EXTRA POINTS Made-Attempts	6-6	3-3		
--Total Rushing Plays	36	17				--Kicking Made-Attempts	6-6	3-3		
--Average gain per rushing play	8.2	5.9				FIELD GOALS Made-Attempts	1-1	0-0		
--Tackles for a loss-number and yards	1-2	3-10				RED ZONE EFFICIENCY	4-4-100%	2-2-100%		
NET YARDS PASSING	254	213				GOAL TO GO EFFICIENCY	3-3-100%	1-1-100%		
--Times thrown - yards lost attempting to pass	0-0	0-0				SAFETIES	0	0		
--Cross yards passing	254	213				FINAL SCORE	45	21		
PASS ATTEMPTS-COMPLETIONS-HAD INTERCEPTED	35-21-0	37-22-1				TIME OF POSSESSION	35:39	24:21		
--Avg gain per pass play (inc.# thrown passing)	7.3	5.8								
KICKOFFS Number-In End Zone-Touchbacks	8-6-4	4-3-0								
PUNTS Number and Average	2-42.5	4-41.8								
--Had Blocked	0	0								
--Net Punting Average	32.5	39.3								
FGs - PATs Had Blocked	0-0	0-0								

ADMINISTRATION & COACHES

VETERANS

ROOKIES

2017 IN REVIEW

RECORDS

TEAM HISTORY

REFERENCE

# 2017 GAME SUMMARIES

## GAME 11 CAROLINA 35 – NEW YORK JETS 27

November 26, 2017  
MetLife Stadium • East Rutherford, NJ

It wasn't easy, but the Carolina Panthers won their fourth straight game Sunday, outlasting the New York Jets 35-27. Carolina's offense showed some zeal early, but it was the Panthers' stout defense and special teams that took over late. The Jets had momentum - and the lead - after they scored for the third time in five possessions early in the fourth quarter, a short field goal that gave them a 20-18 lead. They had the ball back but not for long. Defensive end Wes Horton stripped quarterback Josh McCown, allowing linebacker Luke Kuechly to scoop the ball at the Jets' 34-yard line and score the team's first defensive touchdown of the season. The touchdown gave the Panthers a six-point lead after Cam Newton scored on a two-point run, and wide receiver Kelvin Clay doubled it minutes later. After the Panthers' defense forced the Jets into punting on the ensuing possession, Clay returned the punt 60 yards for the Panthers' first special teams touchdown of the season. McCown and the Jets closed back within one score with a touchdown at the 5:32 mark, but the Panthers earned two first downs and then got a third one on a jets penalty, allowing them to virtually run out the clock. Graham Gano came on and kicked a 45-yard field goal with 2:13 seconds left to provide the final margin. Newton and the Panthers' offense looked dynamic early on. Two of the first three drives ended in points - a 40-yard Gano field goal and a 1-yard Newton run. However, following Carolina's second-quarter touchdown, the offense looked stagnant and uninspired. On the day, Newton completed less than 40 percent of his passes and failed through a single touchdown pass. That's not to say there wasn't a positive on the offensive end. Wide receiver Devin Funchess led the team with 108 receiving yards on seven receptions, including a 35-yard grab. Since taking over as Newton's No. 1 option three weeks ago, Funchess has totalled 286 yards and two touchdowns on 17 receptions.

### FINAL INDIVIDUAL and TEAM STATISTICS

Carolina Panthers											New York Jets																																																						
RUSHING	ATT	YDS	AVG	LG	TD	RUSHING	ATT	YDS	AVG	LG	TD	RUSHING	ATT	YDS	AVG	LG	TD	RUSHING	ATT	YDS	AVG	LG	TD																																										
C. McCaffrey	7	62	8.9	40	0	B. Powell	9	34	3.8	14	0	K. Clay	1	29	29.0	29	0	J. McCown	2	28	14.0	22	0	C. Newton	9	28	3.1	7	1	M. Forte	10	26	2.6	6	0	C. Stewart	15	26	1.7	4	1	E. McGuire	5	21	4.2	9	0	C. Artis-Payne	1	0	0.0	0	0	Total	26	109	4.2	22	0	Total	33	145	4.4	40	2
PASSING	ATT	CMP	YDS	SK/YD	TD	LG	IN	Rtg.	PASSING	ATT	CMP	YDS	SK/YD	TD	LG	IN	Rtg.	PASSING	ATT	CMP	YDS	SK/YD	TD	LG	IN	Rtg.																																							
C. Newton	28	11	168	3/14	0	35	0	59.8	J. McCown	36	19	307	3/25	3	54	0	109.4	C. Newton	28	11	168	3/14	0	35	0	59.8	J. McCown	36	19	307	3/25	3	54	0	109.4	Total	28	11	168	3/14	0	35	0	59.8	Total	36	19	307	3/25	3	54	0	109.4												
PASS RECEIVING	NO	YDS	AVG	LG	TD	PASS RECEIVING	NO	YDS	AVG	LG	TD	PASS RECEIVING	NO	YDS	AVG	LG	TD	PASS RECEIVING	NO	YDS	AVG	LG	TD																																										
D. Funchess	7	108	15.4	35	0	J. Kearse	7	105	15.0	42	1	R. Anderson	6	146	24.3	54	2	A. Seferian-Jenkins	2	27	13.5	19	0	E. McGuire	1	13	13.0	13	0	B. Powell	1	12	12.0	12	0	L. Thomas	1	5	5.0	5	0	J. Natson	1	-1	-1.0	-1	0	Total	11	168	15.3	35	0	Total	19	307	16.2	54	3						
INTERCEPTIONS	NO	YDS	AVG	LG	TD	INTERCEPTIONS	NO	YDS	AVG	LG	TD	INTERCEPTIONS	NO	YDS	AVG	LG	TD	INTERCEPTIONS	NO	YDS	AVG	LG	TD																																										
Total	0	0	0.0	0	0	Total	0	0	0.0	0	0	Total	0	0	0.0	0	0	Total	0	0	0.0	0	0																																										
PUNTING	NO	YDS	AVG.	NET	TB	IN20	LG	PUNTING	NO	YDS	AVG.	NET	TB	IN20	LG																																																		
M. Palardy	6	284	47.3	46.2	0	2	63	L. Edwards	7	318	45.4	31.9	0	2	60																																																		
Total	6	284	47.3	46.2	0	2	63	Total	7	318	45.4	31.9	0	2	60																																																		
PUNT RETURNS	NO	YDS	AVG	FC	LG	TD	PUNT RETURNS	NO	YDS	AVG	FC	LG	TD																																																				
K. Clay	3	73	24.3	1	60t	1	J. Natson	4	7	1.8	0	17	0																																																				
C. McCaffrey	2	22	11.0	1	14	0	[TOUCHBACK]	1	0	0.0	0	0	0																																																				
Total	5	95	19.0	2	60t	1	[DOWNED]	1	0	0.0	0	0	0																																																				
Total	5	95	19.0	2	60t	1	Total	4	7	1.8	0	17	0																																																				
KICKOFF RETURNS	NO	YDS	AVG	FC	LG	TD	KICKOFF RETURNS	NO	YDS	AVG	FC	LG	TD																																																				
F. Whittaker	2	49	24.5	0	31	0	J. Natson	2	52	26.0	0	32	0																																																				
[TOUCHBACK]	4	0	0.0	0	0	0	[TOUCHBACK]	6	0	0.0	0	0	0																																																				
Total	2	49	24.5	0	31	0	Total	2	52	26.0	0	32	0																																																				
FUMBLES	Fum	Own Rec.	Yds	TD	FF	Opp. Rec.	Yds	TD	Out Bnds	FUMBLES	Fum	Own Rec.	Yds	TD	FF	Opp. Rec.	Yds	TD	Out Bnds																																														
C. Newton	1	0	-8	0	0	0	0	0	0	J. Natson	1	0	0	0	0	0	0	0	0																																														
J. Stewart	0	1	0	0	0	0	0	0	0	J. McCown	1	0	0	0	0	0	0	0	0																																														
W. Horton	0	0	0	0	1	0	0	0	0	Total	2	1	0	0	0	0	0	0	0																																														
L. Kuechly	0	0	0	0	1	34	1	0	0	Total	2	1	0	0	0	0	0	0	0																																														
Total	1	1	-8	0	1	34	1	0	0																																																								
PANTHERS										JETS																																																							
TOTAL FIRST DOWNS	17					21					TOTAL RETURN YARDAGE (Not Including Kickoffs)	95					7																																																
-By Rushing	5					3					-No. and Yards Punt Returns	5-95					4-7																																																
-By Passing	9					14					-No. and Yards Kickoff Returns	2-49					2-52																																																
-By Penalty	3					4					PENALTIES Number and Yards	10-84					7-68																																																
THIRD DOWN EFFICIENCY	3-14-21%					5-14-36%					FUMBLES Number and Lost	1-0					2-1																																																
FOURTH DOWN EFFICIENCY	1-1-100%					0-0-0%					TOUCHDOWNS	4					3																																																
TOTAL NET YARDS	299					391					-Rushing	2					0																																																
-Total Offensive Plays (inc. times thrown passing)	64					65					-Passing	2					3																																																
-Average gain per offensive play	4.7					6.0					EXTRA POINTS Made-Attempts	1-4					3-3																																																
NET YARDS RUSHING	145					109					-Kicking Made-Attempts	0-1					3-3																																																
-Total Rushing Plays	33					26					FIELD GOALS Made-Attempts	3-3					2-2																																																
-Average gain per rushing play	4.4					4.2					RED ZONE EFFICIENCY	2-3-67%					1-3-33%																																																
-Tackles for a loss-number and yards	1-1					5-5					GOAL TO GO EFFICIENCY	2-3-67%					1-2-50%																																																
NET YARDS PASSING	154					282					SAFETIES	35					27																																																
-Times thrown - yards lost attempting to pass	3-14					3-25					FINAL SCORE	35					27																																																
-Gross yards passing	168					307					TIME OF POSSESSION	31:50					28:10																																																
PASS ATTEMPTS-COMPLETIONS-HAD INTERCEPTED	28-11-0					36-19-0																																																											
-Avg gain per pass play (inc.# thrown passing)	5.0					7.2																																																											
KICKOFFS Number-In End Zone-Touchbacks	8-7-6					6-5-4																																																											
PUNTS Number and Average	6-47.3					7-45.4																																																											
-Had Blocked	0					0																																																											
-Net Punting Average	46.2					31.9																																																											
FGs - PATs Had Blocked	0-0					0-0																																																											

ADMINISTRATION & COACHES

VETERANS

ROOKIES

2017 IN REVIEW

RECORDS

TEAM HISTORY

REFERENCE

# 2017 GAME SUMMARIES

## GAME 12 NEW ORLEANS 31 – CAROLINA 21

December 3, 2017  
Mercedes-Benz Superdome • New Orleans, LA

Carolina couldn't reclaim the top spot in the NFC South, falling 31-21 to division rival New Orleans in the Mercedes-Benz Superdome. With the Panthers already down a touchdown early in the second quarter, punter Michael Palardy fumbled J.J. Jansen's snap at Carolina's 31 and was called for targeting an ineligible receiver in desperation. New Orleans took over just outside the red zone. With the help of an unsportsmanlike conduct penalty on defensive end Julius Peppers, the Saints moved the chains on an important third-and-5, and quarterback Drew Brees eventually connected with wide receiver Michael Thomas for a 10-yard score and a 21-7 lead. The Panthers did claw back within a touchdown before halftime on the back of a Saints fumble forced by safety Mike Adams. The veteran punched the ball loose from Saints tight end Josh Hill's grasp, allowing lurking linebacker Luke Kuechly to recover to the fumble. The Panthers' offense took the field at New Orleans' 45, and Newton immediately hit wide receiver Brenton Bersin for 18 yards. Three plays later, Newton found running back Christian McCaffrey for 21-yard catch and run into the end zone. The Saints, however, struck first on the other side of the break. Brees linked up with wide receiver Willie Snead for 26 yards to move the chains on third-and-5 at New Orleans' 46, and two plays later running back Alvin Kamara scored his second touchdown of the day. The third-round pick broke free around the outside for 20 yards to cap off the eight-play, 67-yard drive. The Saints led 28-14 at the end of the third quarter. New Orleans added to its advantage in the fourth quarter and sealed the victory with a 31-yard field goal. Newton's second touchdown pass of the day, this one to Devin Funchess for 24 yards, closed the gap, but Funchess' all-out effort on the ensuing onside kick didn't pay off as he was ruled out of bounds.

### FINAL INDIVIDUAL and TEAM STATISTICS

Carolina Panthers										New Orleans Saints									
<b>RUSHING</b>										<b>RUSHING</b>									
C. Newton	6	51	8.5	32	0					M. Ingram	14	85	6.1	72	1				
J. Stewart	11	45	4.1	10	1					A. Kamara	9	60	6.7	20	2				
C. McCaffrey	6	16	2.7	5	0					T. Ginn	1	6	6.0	6	0				
<b>Total</b>	<b>23</b>	<b>112</b>	<b>4.9</b>	<b>32</b>	<b>1</b>					<b>Total</b>	<b>28</b>	<b>148</b>	<b>5.3</b>	<b>72</b>	<b>3</b>				
<b>PASSING</b>										<b>PASSING</b>									
C. Newton	27	17	183	2/16	2	24	0	107.5	D. Brees	34	25	269	2/17	1	32	0	106.1		
M. Palardy	1	0	0	0/0	0	0	0	39.6	<b>Total</b>	<b>34</b>	<b>25</b>	<b>269</b>	<b>2/17</b>	<b>1</b>	<b>32</b>	<b>0</b>	<b>106.1</b>		
<b>Total</b>	<b>28</b>	<b>17</b>	<b>183</b>	<b>2/16</b>	<b>2</b>	<b>24</b>	<b>0</b>	<b>103.7</b>											
<b>PASS RECEIVING</b>										<b>PASS RECEIVING</b>									
C. McCaffrey	5	YDS	AVG	LG	TD	M. Ingram	6	37	6.2	11	0								
D. Funchess	4	60	15.0	24	1	M. Thomas	5	70	14.0	32	1								
R. Shepard	3	29	9.7	19	0	A. Kamara	5	66	13.2	22	0								
E. Dickson	2	18	9.0	12	0	W. Snead	2	31	15.5	26	0								
B. Bersin	1	18	18.0	18	0	B. Coleman	2	28	14.0	15	0								
K. Clay	1	13	13.0	13	0	T. Ginn	2	27	13.5	21	0								
D. Byrd	1	12	12.0	12	0	J. Hill	1	8	8.0	8	0								
<b>Total</b>	<b>17</b>	<b>183</b>	<b>10.8</b>	<b>24</b>	<b>2</b>	T. Lewis	1	2	2.0	2	0								
						M. Hoomanawanui	1	0	0.0	0	0								
						<b>Total</b>	<b>25</b>	<b>269</b>	<b>10.8</b>	<b>32</b>	<b>1</b>								
<b>INTERCEPTIONS</b>										<b>INTERCEPTIONS</b>									
<b>Total</b>	<b>0</b>	<b>YDS</b>	<b>AVG</b>	<b>LG</b>	<b>TD</b>	<b>Total</b>	<b>0</b>	<b>YDS</b>	<b>AVG</b>	<b>LG</b>	<b>TD</b>								
	0	0	0.0	0	0		0	0	0.0	0	0								
<b>PUNTING</b>										<b>PUNTING</b>									
M. Palardy	5	215	43.0	42.0	0	2	51	T. Morstead	4	184	46.0	41.0	0	1	53				
<b>Total</b>	<b>5</b>	<b>215</b>	<b>43.0</b>	<b>42.0</b>	<b>0</b>	<b>2</b>	<b>51</b>	<b>Total</b>	<b>4</b>	<b>184</b>	<b>46.0</b>	<b>41.0</b>	<b>0</b>	<b>1</b>	<b>53</b>				
<b>PUNT RETURNS</b>										<b>PUNT RETURNS</b>									
K. Clay	3	20	6.7	0	9	0	T. Lewis	2	5	2.5	2	3	0						
[DOWNED]	1	0	0.0	0	0	0	[DOWNED]	1	0	0.0	0	0	0						
<b>Total</b>	<b>3</b>	<b>20</b>	<b>6.7</b>	<b>0</b>	<b>9</b>	<b>0</b>	<b>Total</b>	<b>2</b>	<b>5</b>	<b>2.5</b>	<b>2</b>	<b>3</b>	<b>0</b>						
<b>KICKOFF RETURNS</b>										<b>KICKOFF RETURNS</b>									
F. Whitaker	2	42	21.0	0	23	0	[OUT OF BOUNDS]	1	0	0.0	0	0	0						
[TOUCHBACK]	4	0	0.0	0	0	0	[TOUCHBACK]	3	0	0.0	0	0	0						
<b>Total</b>	<b>2</b>	<b>42</b>	<b>21.0</b>	<b>0</b>	<b>23</b>	<b>0</b>	<b>Total</b>	<b>0</b>	<b>0</b>	<b>0.0</b>	<b>0</b>	<b>0</b>	<b>0</b>						
<b>FUMBLES</b>										<b>FUMBLES</b>									
M. Palardy	1	0	0	0	0	0	0	J. Hill	1	0	0	0	0	0	0				
K. Clay	1	0	0	0	0	0	0	C. Banjo	0	0	0	0	1	0	0	0			
R. Shepard	1	0	0	0	1	0	0	S. Moore	0	0	0	0	1	0	0	0			
D. Byrd	0	1	0	0	0	0	0	C. Robertson	0	0	0	0	0	1	0	0			
M. Adams	0	0	0	0	1	0	0	<b>Total</b>	<b>1</b>	<b>0</b>	<b>0</b>	<b>0</b>	<b>2</b>	<b>1</b>	<b>0</b>	<b>0</b>			
L. Kuechly	0	0	0	0	1	0	0												
<b>Total</b>	<b>3</b>	<b>2</b>	<b>0</b>	<b>0</b>	<b>2</b>	<b>1</b>	<b>0</b>												

	PANTHERS	SAINTS		PANTHERS	SAINTS
TOTAL FIRST DOWNS	16	19	TOTAL RETURN YARDAGE (Not Including Kickoffs)	20	5
--By Rushing	4	5	--No. and Yards Punt Returns	3-20	2-5
--By Passing	8	12	--No. and Yards Kickoff Returns	2-42	0-0
--By Penalty	4	2	--No. and Yards Interception Returns	0-0	0-0
THIRD DOWN EFFICIENCY	3-10-30%	6-15-40%	PENALTIES Number and Yards	6-54	7-68
FOURTH DOWN EFFICIENCY	0-2-0%	1-1-100%	FUMBLES Number and Lost	3-1	1-1
TOTAL NET YARDS	279	400	TOUCHDOWNS	3	4
--Total Offensive Plays (inc. times thrown passing)	53	64	--Rushing	1	3
--Average gain per offensive play	5.3	6.3	--Passing	2	1
NET YARDS RUSHING	112	148	EXTRA POINTS Made-Attempts	3-3	4-4
--Total Rushing Plays	23	28	--Kicking Made-Attempts	3-3	4-4
--Average gain per rushing play	4.9	5.3	FIELD GOALS Made-Attempts	0-0	1-2
--Tackles for a loss-number and yards	0-0	4-9	RED ZONE EFFICIENCY	1-2-50%	3-5-60%
NET YARDS PASSING	167	252	GOAL TO GO EFFICIENCY	1-1-100%	1-1-100%
--Times thrown - yards lost attempting to pass	2-16	2-17	SAFETIES	0	0
--Gross yards passing	183	269	FINAL SCORE	21	31
PASS ATTEMPTS-COMPLETIONS-HAD INTERCEPTED	28-17-0	34-25-0	TIME OF POSSESSION	26:39	33:21
--Avg gain per pass play (inc. # thrown passing)	6.6	7.0			
KICKOFFS Number-In End Zone-Touchbacks	4-3-3	6-6-4			
PUNTS Number and Average	5-43.0	4-46.0			
--Had Blocked	0	0			
--Net Punting Average	42.0	41.0			
FGs - PATs Had Blocked	0-0	0-0			

ADMINISTRATION  
& COACHES

VETERANS

ROOKIES

2017 IN REVIEW

RECORDS

TEAM HISTORY

REFERENCE

# 2017 GAME SUMMARIES

## GAME 13 CAROLINA 31 – MINNESOTA 24

December 10, 2017  
Bank of America Stadium • Charlotte, NC

It took quarterback Cam Newton's late-game heroics for the Carolina Panthers to pull out a pivotal 31-24 victory over the Minnesota Vikings at Bank of America Stadium. Although the Panthers led for the majority of the game, Minnesota's Kai Forbath kicked a game-tying 27-yard field goal to level the score at 24 with 3:07 remaining. However, with all eyes on Newton, he orchestrated his first game-winning fourth quarter drive since 2015. On the second play of the drive, the quarterback broke free for a 62-yard run up the middle and barreled into the red zone. Three plays later, running back Jonathan Stewart capped off the game-winning drive with a 1-yard touchdown run, his third rushing touchdown of the day. All season long, head coach Ron Rivera has stressed the importance of starting strong. Until now, that hasn't included a first-quarter interception, let alone an interception from a cornerback. Dary Worley set the tone early when he picked off Vikings quarterback Case Keenum on a deep pass intended for wide receiver Adam Thielen. The Panthers' offense took over at their own 31 and within three plays, Carolina was leading by a touchdown. On his first handoff of the game, Stewart broke off a 60-yard touchdown run, his longest of the season. Keenum and the Vikings responded on the ensuing possession, putting together a 10-play, 75-yard drive ending in an 18-yard touchdown reception for tight end Kyle Rudolph. However, Carolina's offense continued to roll behind the legs of Stewart. After the Panthers strung together 13 plays totaling 88 yards, Stewart bulldozed into the end for his second touchdown of the day. Despite conceding two field goals before halftime, the Panthers offense began clicking again out of the break. Leading 14-13, Newton connected with Funchess for an 18-yard touchdown completion. On third-and-7, Newton dropped 15 yards behind the line of scrimmage to evade pressure before finding Funchess all alone at the goal line. The third quarter score paired with a 41-yard Graham Gano field goal gave Carolina a 24-13 lead, its largest of the game. The Vikings didn't go away in the fourth quarter. Even after throwing a second interception, Keenum linked up with Thielen once more for a 52-yard pitch and catch turned touchdown. The score preceded a third Kai Forbath field goal, this time from 27 yards, that leveled the game, 24-24.

### FINAL INDIVIDUAL and TEAM STATISTICS

Carolina Panthers													Minnesota Vikings																								
RUSHING	ATT	YDS	AVG	LG	TD								RUSHING	ATT	YDS	AVG	LG	TD																			
J. Stewart	16	103	6.4	60	3								J. McKinnon	7	46	6.6	17	0																			
C. Newton	11	70	6.4	62	0								C. Keenum	5	40	8.0	15	0																			
C. McCaffrey	8	35	4.4	8	0								L. Murray	9	14	1.6	11	0																			
R. Shepard	1	8	8.0	8	0								<b>Total</b>																								
<b>Total</b>	<b>36</b>	<b>216</b>	<b>6.0</b>	<b>62</b>	<b>3</b>								<b>21</b>	<b>100</b>	<b>4.8</b>	<b>17</b>	<b>0</b>																				
PASSING	ATT	CMP	YDS	SK/YD	TD	LG	IN	Rtg.					PASSING	ATT	CMP	YDS	SK/YD	TD	LG	IN	Rtg.																
C. Newton	25	13	137	2/8	1	22	1	64.9					C. Keenum	44	27	280	6/24	2	52	2	52	2	75.9														
<b>Total</b>	<b>25</b>	<b>13</b>	<b>137</b>	<b>2/8</b>	<b>1</b>	<b>22</b>	<b>1</b>	<b>64.9</b>					<b>Total</b>	<b>44</b>	<b>27</b>	<b>280</b>	<b>6/24</b>	<b>2</b>	<b>52</b>	<b>2</b>	<b>52</b>	<b>2</b>	<b>75.9</b>														
PASS RECEIVING	NO	YDS	AVG	LG	TD								PASS RECEIVING	NO	YDS	AVG	LG	TD																			
D. Byrd	5	37	7.4	21	0								A. Thielen	6	105	17.5	52	1																			
D. Funchess	3	59	19.7	22	1								S. Diggs	6	64	10.7	22	0																			
C. McCaffrey	3	18	6.0	15	0								K. Rudolph	3	41	13.7	18	1																			
B. Bersin	1	17	17.0	17	0								L. Treadwell	2	23	11.5	15	0																			
C. Manhertz	1	6	6.0	6	0								J. Wright	2	13	6.5	8	0																			
<b>Total</b>													<b>Total</b>																								
<b>13</b>													<b>27</b>																								
<b>137</b>													<b>280</b>																								
<b>10.5</b>													<b>10.4</b>																								
<b>22</b>													<b>52</b>																								
<b>1</b>													<b>2</b>																								
INTERCEPTIONS	NO	YDS	AVG	LG	TD								INTERCEPTIONS	NO	YDS	AVG	LG	TD																			
J. Bradberry	1	3	3.0	3	0								A. Sendejo	1	34	34.0	34	0																			
D. Worley	1	0	0.0	0	0								<b>Total</b>																								
<b>Total</b>	<b>2</b>	<b>3</b>	<b>1.5</b>	<b>3</b>	<b>0</b>								<b>1</b>	<b>34</b>	<b>34.0</b>	<b>34</b>	<b>0</b>																				
PUNTING	NO	YDS	AVG.	NET	TB	IN20	LG						PUNTING	NO	YDS	AVG.	NET	TB	IN20	LG																	
M. Palardy	6	260	43.3	34.3	0	2	56						R. Quiñley	3	131	43.7	41.3	0	1	48																	
<b>Total</b>	<b>6</b>	<b>260</b>	<b>43.3</b>	<b>34.3</b>	<b>0</b>	<b>2</b>	<b>56</b>						<b>Total</b>	<b>3</b>	<b>131</b>	<b>43.7</b>	<b>41.3</b>	<b>0</b>	<b>1</b>	<b>48</b>																	
PUNT RETURNS	NO	YDS	AVG	FC	LG	TD							PUNT RETURNS	NO	YDS	AVG	FC	LG	TD																		
K. Clay	1	7	7.0	0	7	0							M. Sherels	5	54	10.8	1	29	0																		
[DOWNED]	1	0	0.0	0	0	0							<b>Total</b>																								
<b>Total</b>	<b>1</b>	<b>7</b>	<b>7.0</b>	<b>0</b>	<b>7</b>	<b>0</b>							<b>5</b>	<b>54</b>	<b>10.8</b>	<b>1</b>	<b>29</b>	<b>0</b>																			
KICKOFF RETURNS	NO	YDS	AVG	FC	LG	TD							KICKOFF RETURNS	NO	YDS	AVG	FC	LG	TD																		
D. Byrd	2	38	19.0	0	22	0							M. Sherels	1	27	27.0	0	27	0																		
D. Mayo	1	10	10.0	0	10	0							M. Brown	1	17	17.0	0	17	0																		
[TOUCHBACK]	3	0	0.0	0	0	0							M. Floyd	1	3	3.0	3	0																			
<b>Total</b>	<b>3</b>	<b>48</b>	<b>16.0</b>	<b>0</b>	<b>22</b>	<b>0</b>							<b>Total</b>	<b>2</b>	<b>44</b>	<b>22.0</b>	<b>0</b>	<b>27</b>	<b>0</b>																		
FUMBLES	Fum	Own Rec.	Yds	TD	FF	Opp. Rec.	Yds	TD	Out Bnds												FUMBLES	Fum	Own Rec.	Yds	TD	FF	Opp. Rec.	Yds	TD	Out Bnds							
M. Addison	0	0	0	0	1	0	0	0	0												M. Sherels	1	1	0	0	0	0	0	0	0	0						
R. Shepard	0	0	0	0	1	0	0	0	0												C. Keenum	1	0	0	0	0	0	0	0	0	0						
M. Adams	0	0	0	0	1	4	0	0	0												<b>Total</b>																
<b>Total</b>	<b>0</b>	<b>0</b>	<b>0</b>	<b>0</b>	<b>2</b>	<b>1</b>	<b>4</b>	<b>0</b>	<b>0</b>												<b>2</b>	<b>1</b>	<b>0</b>	<b>0</b>	<b>0</b>	<b>0</b>	<b>0</b>	<b>0</b>	<b>0</b>	<b>0</b>							

	PANTHERS	VIKINGS		PANTHERS	VIKINGS
TOTAL FIRST DOWNS	15	21	TOTAL RETURN YARDAGE (Not Including Kickoffs)	10	88
--By Rushing	6	5	--No. and Yards Punt Returns	1-7	5-54
--By Passing	7	14	--No. and Yards Kickoff Returns	3-48	2-44
--By Penalty	2	2	--No. and Yards Interception Returns	2-3	1-34
THIRD DOWN EFFICIENCY	5-15-33%	7-15-47%	PENALTIES Number and Yards	6-48	2-30
FOURTH DOWN EFFICIENCY	0-0-0%	0-1-0%	FUMBLES Number and Lost	0-0	2-1
TOTAL NET YARDS	345	356	TOUCHDOWNS	4	2
--Total Offensive Plays (inc. times thrown passing)	63	71	--Rushing	3	0
--Average gain per offensive play	5.5	5.0	--Passing	1	2
NET YARDS RUSHING	216	100	EXTRA POINTS Made-Attempts	4-4	2-2
--Total Rushing Plays	36	21	--Kicking Made-Attempts	4-4	1-1
--Average gain per rushing play	6.0	4.8	FIELD GOALS Made-Attempts	1-1	3-4
--Tackles for a loss-number and yards	12.0	4.13	RED ZONE EFFICIENCY	3-4-75%	1-4-25%
NET YARDS PASSING	260	256	GOAL TO GO EFFICIENCY	2-2-100%	0-2-0%
--Times thrown --yards lost attempting to pass	2-8	6-24	SAFETIES	0	0
--Gross yards passing	137	280	FINAL SCORE	31	24
PASS ATTEMPTS-COMPLETIONS-HAD INTERCEPTED	25-13-1	44-27-2	TIME OF POSSESSION	31:18	28:42
--Avg gain per pass play (inc.# thrown passing)	4.8	5.1			
KICKOFFS Number-In End Zone-Touchbacks	6-5-4	6-3-3			
PUNTS Number and Average	6-43.3	3-43.7			
--Had Blocked	0	0			
--Net Punting Average	34.3	41.3			
FGs - PATs Had Blocked	0-0	0-0			

ADMINISTRATION  
& COACHES

VETERANS

ROOKIES

2017 IN REVIEW

RECORDS

TEAM HISTORY

REFERENCE



# 2017 GAME SUMMARIES

## GAME 15 CAROLINA 22 – TAMPA BAY 19

December 24, 2017  
Bank of America Stadium • Charlotte, NC

The Carolina Panthers clinched a berth in the NFC playoffs for the fourth time in five years, defeating NFC South rival Tampa Bay 22-19 in their home finale at Bank of America Stadium. Despite struggling to move the ball for the majority of the game, with three minutes remaining, quarterback Cam Newton led the Panthers to its first victory when trailing after three quarters since 2015. Carolina took over at its own 41-yard line after the Buccaneers kicker Patrick Murray missed a 51-yard field goal attempt. Newton jumpstarted the drive by connecting with wide receiver Brenton Bersin for 23 yards and wide receiver Kaelin Clay for another 13 – his first reception of the day. Later, a 5-yard conversion to tight end Greg Olsen moved the Panthers to the 5-yard line, but the tight end fell short of the first down marker, forcing fourth down. After Tampa's fourth offsides of the day moved Carolina closer, running back Jonathan Stewart barely picked up inches need, setting up a first-and-goal at the 2 with 38 seconds left. Newton fumbled the ensuing snap, but he picked up his mistake and barreled into the end zone for the game-winning score – Carolina's only offensive touchdown of the game. The Buccaneers possessed a final chance to answer with 35 seconds remaining, but defensive tackle Kawann Short sacked Buccaneers quarterback Jameis Winston, forcing a fumble. Defensive end Julius Peppers recovered the loose ball, initiating victory formation. With the win, the Panthers improved to 10-4 on the season and are currently tied atop the NFC South with the Saints.

### FINAL INDIVIDUAL and TEAM STATISTICS

Carolina Panthers												Tampa Bay Buccaneers											
RUSHING			ATT	YDS	AVG	LG	TD	RUSHING			ATT	YDS	AVG	LG	TD								
C. Newton			14	52	3.7	17	1	P. Barber			13	51	3.9	34	0								
C. McCaffrey			9	39	4.3	10	0	D. Martin			6	7	1.2	4	0								
J. Stewart			7	19	2.7	6	0	J. Winston			3	6	2.0	3	0								
F. Whittaker			1	5	5.0	5	0	J. Rodgers			1	2	2.0	2	0								
Total			31	115	3.7	17	1	C. Sims III			1	0	0.0	0	0								
Total			31	115	3.7	17	1	Total			24	66	2.8	34	0								
PASSING												PASSING											
ATT	CMP	YDS	SK/YD	TD	LG	IN	Rtg.	ATT	CMP	YDS	SK/YD	TD	LG	IN	Rtg.								
C. Newton		25	16	160	2/20	0	31	1	65.4	J. Winston		27	21	367	6/41	1	70	0	131.1				
D. Anderson		1	0	0	0/0	0	0	39.6	Total		27	21	367	6/41	1	70	0	131.1					
Total		26	16	160	2/20	0	31	1	63.0	Total		27	21	367	6/41	1	70	0	131.1				
PASS RECEIVING												PASS RECEIVING											
NO	YDS	AVG	LG	TD																			
B. Bersin		3	45	15.0	23	0																	
G. Olsen		3	27	9.0	11	0																	
D. Funchess		3	11	3.7	5	0																	
K. Clay		2	24	12.0	13	0																	
C. McCaffrey		2	19	9.5	12	0																	
D. Byrd		1	31	31.0	31	0																	
F. Whittaker		1	4	4.0	4	0																	
J. Stewart		1	-1	-1.0	-1	0																	
Total		16	160	10.0	31	0																	
Total		16	160	10.0	31	0																	
INTERCEPTIONS												INTERCEPTIONS											
NO	YDS	AVG	LG	TD																			
Total		0	0	0.0	0	0																	
Total		0	0	0.0	0	0																	
PUNTING												PUNTING											
NO	YDS	AVG.	NET	TB	IN20	LG																	
M. Palardy		3	119	39.7	39.7	0	2	46															
Total		3	119	39.7	39.7	0	2	46															
Total		3	119	39.7	39.7	0	2	46															
PUNT RETURNS												PUNT RETURNS											
NO	YDS	AVG	FC	LG	TD																		
K. Clay		1	3	3.0	0	3	0																
Total		1	3	3.0	0	3	0																
Total		1	3	3.0	0	3	0																
KICKOFF RETURNS												KICKOFF RETURNS											
NO	YDS	AVG	FC	LG	TD																		
D. Byrd		3	146	48.7	0	103	1																
F. Whittaker		2	19	9.5	0	19	0																
B. Cox		1	13	13.0	0	13	0																
Total		6	178	29.7	0	103	1																
Total		6	178	29.7	0	103	1																
FUMBLES												FUMBLES											
Fum	Own Rec.	Yds	TD	FF	Opp. Rec.	Yds	TD	Out Bnds	Fum	Own Rec.	Yds	TD	FF	Opp. Rec.	Yds	TD	Out Bnds						
C. Newton		1	1	0	0	0	0	0	J. Winston		3	0	-1	0	0	0	0						
W. Horton		0	0	0	0	1	0	0	Total		3	0	-1	0	0	0	0						
K. Short		0	0	0	0	1	0	0	Total		3	0	-1	0	0	0	0						
J. Peppers		0	0	0	0	2	0	0	Total		3	0	-1	0	0	0	0						
B. Cox		0	0	0	0	1	15	0	Total		3	0	-1	0	0	0	0						
Total		1	1	0	0	2	3	15	0	Total		3	0	-1	0	0	0						
Total		1	1	0	0	2	3	15	0	Total		3	0	-1	0	0	0						

### PANTHERS BUCCANEERS

TOTAL FIRST DOWNS	20	20
--By Rushing	8	3
--By Passing	9	12
--By Penalty	3	5
THIRD DOWN EFFICIENCY	4-13-31%	6-11-55%
FOURTH DOWN EFFICIENCY	1-1-100%	0-0-0%
TOTAL NET YARDS	255	392
--Total Offensive Plays (inc. times thrown passing)	59	57
--Average gain per offensive play	4.3	6.9
NET YARDS RUSHING	115	66
--Total Rushing Plays	31	24
--Average gain per rushing play	3.7	2.8
--Tackles for a loss-number and yards	0-0	3-10
NET YARDS PASSING	140	326
--Times thrown - yards lost attempting to pass	2-20	6-41
--Gross yards passing	160	367
PASS ATTEMPTS-COMPLETIONS-HAD INTERCEPTED	26-16-1	27-21-0
--Avg gain per pass play (inc.# thrown passing)	5.0	9.9
KICKOFFS Number-In End Zone-Touchbacks	6-5-5	6-3-0
PUNTS Number and Average	3-39.7	1-50.0
--Had Blocked	0	0
--Net Punting Average	39.7	47.0
FGs - PATs Had Blocked	0-1	0-0

### PANTHERS BUCCANEERS

TOTAL RETURN YARDAGE (Not Including Kickoffs)	28	3
--No. and Yards Punt Returns	1-3	0-0
--No. and Yards Kickoff Returns	6-178	1-13
--No. and Yards Interception Returns	0-0	1-28
PENALTIES Number and Yards	12-72	6-50
FUMBLES Number and Lost	1-0	3-3
TOUCHDOWNS	1	2
--Rushing	1	0
--Passing	0	1
--Kickoff Returns	1	0
EXTRA POINTS Made-Attempts	1-2	1-1
--Kicking Made-Attempts	1-2	1-1
FIELD GOALS Made-Attempts	3-3	4-5
RED ZONE EFFICIENCY	1-5-20%	1-6-17%
GOAL TO GO EFFICIENCY	1-2-50%	0-2-0%
SAFETIES	0	0
FINAL SCORE	22	19
TIME OF POSSESSION	30:30	29:30

ADMINISTRATION  
& COACHES

VETERANS

ROOKIES

2017 IN REVIEW

RECORDS

TEAM HISTORY

REFERENCE



# 2017 GAME SUMMARIES

## GAME 16 ATLANTA 22 – CAROLINA 10

December 31, 2017  
Mercedes-Benz Stadium • Atlanta, GA

It's not the way the Carolina Panthers would've liked to end 2017, but even after a 22-10 loss to the Falcons, Carolina will begin the new year with postseason play for the fourth time in five seasons. Quarterback Cam Newton and the Panthers offense never shifted out of first gear in the first half. After falling behind a touchdown on the Falcons' opening drive, Newton began the game 0-for-9 passing, the poorest start not only in his career but also in franchise history. The trend continued into the second quarter, but when Newton did finally complete his 10th attempted pass to running back Christian McCaffrey for minus-3 yards, it spurred Carolina's game-tying scoring drive. The Panthers moved the chains on fourth down and converted on third down three times during the drive, including a including a 27-yard completion to wide receiver Brenton Bersin on third-and-23. Ironically, Newton finished the drive completing all seven of his passes after finding wide receiver Devin Funchess in the end zone for a 4-yard score. That sent the teams to halftime tied at 7-7. The Panthers suffered a three-and-out on the opening possession of second half while the Falcons converted field goals on each of their first three second-half drives to build a working margin. Down 16-7 at the start of the fourth quarter, Newton found Funchess for a 44-yard pickup through air, the largest gain of the game for either team. However, Carolina failed to capitalize on the big play and was forced to settle for 42-yard Graham Gano field goal. The score made it 16-10. The Falcons drove back down into Panthers' territory on the ensuing drive and rolled the dice on a 56-yard field goal attempt. To Carolina's dismay, Bryant's kick sailed through the uprights with distance to spare and all but ended the Panthers' hopes of topping the Falcons in the season finale. Atlanta added another field goal for insurance and intercepted Newton twice more to end Carolina's final two drives.

### FINAL INDIVIDUAL and TEAM STATISTICS

Carolina Panthers										Atlanta Falcons																			
RUSHING	ATT	YDS	AVG	LG	TD					RUSHING	ATT	YDS	AVG	LG	TD														
C. Newton	11	59	5.4	17	0					D. Freeman	11	23	2.1	5	0														
C. Artis-Payne	5	16	3.2	12	0					T. Coleman	11	23	2.1	6	0														
C. McCaffrey	6	14	2.3	8	0					M. Ryan	3	14	4.7	13	0														
F. Whittaker	1	0	0.0	0	0					M. Sanu	1	0	0.0	0	0														
K. Clay	1	-2	-2.0	-2	0																								
<b>Total</b>	<b>24</b>	<b>87</b>	<b>3.6</b>	<b>17</b>	<b>0</b>					<b>Total</b>	<b>26</b>	<b>60</b>	<b>2.3</b>	<b>13</b>	<b>0</b>														
PASSING	ATT	CMP	YDS	SK/YD	TD	LG	IN	Rtg.					PASSING	ATT	CMP	YDS	SK/YD	TD	LG	IN	Rtg.								
C. Newton	34	14	180	2/19	1	44	3	31.5					M. Ryan	45	28	317	1/6	1	27	0	90.7								
<b>Total</b>	<b>34</b>	<b>14</b>	<b>180</b>	<b>2/19</b>	<b>1</b>	<b>44</b>	<b>3</b>	<b>31.5</b>					<b>Total</b>	<b>45</b>	<b>28</b>	<b>317</b>	<b>1/6</b>	<b>1</b>	<b>27</b>	<b>0</b>	<b>90.7</b>								
PASS RECEIVING	NO	YDS	AVG	LG	TD					PASS RECEIVING	NO	YDS	AVG	LG	TD														
C. McCaffrey	5	40	8.0	20	0					D. Freeman	9	85	9.4	26	1														
D. Funchess	2	48	24.0	44	1					M. Sanu	7	71	10.1	18	0														
B. Bersin	2	36	18.0	27	0					Ju. Jones	5	80	16.0	27	0														
E. Dickson	2	22	11.0	11	0					A. Hooper	3	35	11.7	24	0														
K. Clay	1	15	15.0	15	0					J. Hardy	2	32	16.0	17	0														
G. Olsen	1	10	10.0	10	0					T. Coleman	2	14	7.0	12	0														
F. Whittaker	1	9	9.0	9	0																								
<b>Total</b>	<b>14</b>	<b>180</b>	<b>12.9</b>	<b>136</b>	<b>1</b>					<b>Total</b>	<b>28</b>	<b>317</b>	<b>11.3</b>	<b>27</b>	<b>1</b>														
INTERCEPTIONS	NO	YDS	AVG	LG	TD					INTERCEPTIONS	NO	YDS	AVG	LG	TD														
										K. Neal	1	19	19.0	19	0														
										R. Allen	1	4	4.0	4	0														
										R. Alford	1	0	0.0	0	0														
<b>Total</b>	<b>0</b>	<b>0</b>	<b>0.0</b>	<b>0</b>	<b>0</b>					<b>Total</b>	<b>3</b>	<b>23</b>	<b>7.7</b>	<b>19</b>	<b>0</b>														
PUNTING	NO	YDS	AVG.	NET	TB	IN20	LG					PUNTING	NO	YDS	AVG.	NET	TB	IN20	LG										
M. Palardy	7	329	47.0	44.4	0	0	60					M. Boshier	5	233	46.6	43.6	0	2	54										
<b>Total</b>	<b>7</b>	<b>329</b>	<b>47.0</b>	<b>44.4</b>	<b>0</b>	<b>0</b>	<b>60</b>					<b>Total</b>	<b>5</b>	<b>233</b>	<b>46.6</b>	<b>43.6</b>	<b>0</b>	<b>2</b>	<b>54</b>										
PUNT RETURNS	NO	YDS	AVG	FC	LG	TD					PUNT RETURNS	NO	YDS	AVG	FC	LG	TD												
K. Clay	2	15	7.5	3	8	0					A. Roberts	4	18	4.5	3	9	0												
<b>Total</b>	<b>2</b>	<b>15</b>	<b>7.5</b>	<b>3</b>	<b>8</b>	<b>0</b>					<b>Total</b>	<b>4</b>	<b>18</b>	<b>4.5</b>	<b>3</b>	<b>9</b>	<b>0</b>												
KICKOFF RETURNS	NO	YDS	AVG	FC	LG	TD					KICKOFF RETURNS	NO	YDS	AVG	FC	LG	TD												
K. Clay	1	19	19.0	0	19	0					[TOUCHDOWN]	3	0	0.0	0	0	0												
[TOUCHDOWN]	6	0	0.0	0	0	0					<b>Total</b>	<b>3</b>	<b>0</b>	<b>0.0</b>	<b>0</b>	<b>0</b>	<b>0</b>												
<b>Total</b>	<b>1</b>	<b>19</b>	<b>19.0</b>	<b>0</b>	<b>19</b>	<b>0</b>					<b>Total</b>	<b>3</b>	<b>0</b>	<b>0.0</b>	<b>0</b>	<b>0</b>	<b>0</b>												
FUMBLES	Fum	Own Rec.	Yds	TD	FF	Opp. Rec.	Yds	TD	Out Bnds					FUMBLES	Fum	Own Rec.	Yds	TD	FF	Opp. Rec.	Yds	TD	Out Bnds						
C. Newton	2	0	-6	0	0	0	0	0	0					J. Hardy	1	1	0	0	0	0	0	0	0	0					
C. Artis-Payne	0	2	0	0	0	0	0	0	0					<b>Total</b>	<b>1</b>	<b>1</b>	<b>0</b>	<b>0</b>	<b>0</b>	<b>0</b>	<b>0</b>	<b>0</b>	<b>0</b>	<b>0</b>	<b>0</b>				
M. Adams	0	0	0	0	0	0	0	0	0																				
<b>Total</b>	<b>2</b>	<b>2</b>	<b>-6</b>	<b>0</b>	<b>1</b>	<b>0</b>	<b>0</b>	<b>0</b>	<b>0</b>																				

		PANTHERS	FALCONS
TOTAL FIRST DOWNS		15	20
--By Rushing		5	3
--By Passing		9	16
--By Penalty		1	1
THIRD DOWN EFFICIENCY		5-15-33%	6-16-38%
FOURTH DOWN EFFICIENCY		1-1-100%	0-0-0%
TOTAL NET YARDS		248	371
--Total Offensive Plays (inc. times thrown passing)		60	72
--Average gain per offensive play		4.1	5.2
NET YARDS RUSHING		87	60
--Total Rushing Plays		24	26
--Average gain per rushing play		3.6	2.3
--Tackles for a loss-number and yards		4-10	2-6
NET YARDS PASSING		161	311
--Times thrown - yards lost attempting to pass		2-19	1-6
--Gross yards passing		180	317
PASS ATTEMPTS-COMPLETIONS-HAD INTERCEPTED		34-14-3	45-28-0
--Avg gain per pass play (inc.# thrown passing)		4.5	6.8
KICKOFFS-Number-In End Zone-Touchbacks		3-3-3	7-6-6
PUNTS Number and Average		7-47.0	5-46.6
--Had Blocked		0	0
--Net Punting Average		44.4	43.6
FGs - PATs Had Blocked		0-0	0-0

		PANTHERS	FALCONS
TOTAL RETURN YARDAGE (Not Including Kickoffs)		15	41
--No. and Yards Punt Returns		2-15	4-18
--No. and Yards Kickoff Returns		1-19	0-0
--No. and Yards Interception Returns		0-0	3-23
PENALTIES Number and Yards		5-35	7-60
FUMBLES Number and Lost		2-0	1-0
TOUCHDOWNS		1	1
--Rushing		0	0
--Passing		1	1
--Kickoff Returns		0	0
EXTRA POINTS Made-Attempts		1-1	1-1
--Kicking Made-Attempts		1-1	1-1
FIELD GOALS Made-Attempts		1-1	5-5
RED ZONE EFFICIENCY		1-2-50%	1-5-20%
GOAL TO GO EFFICIENCY		1-2-50%	0-0-0%
SAFETIES		0	0
FINAL SCORE		10	22
TIME OF POSSESSION		25:18	34:42

ADMINISTRATION  
& COACHES

VETERANS

ROOKIES

2017 IN REVIEW

RECORDS

TEAM HISTORY

REFERENCE

# 2017 GAME SUMMARIES

## WILD CARD ROUND NEW ORLEANS 31 – CAROLINA 26

January 7, 2018  
Mercedes-Benz Superdome • New Orleans, LA

NEW ORLEANS - Carolina had its chances, but the Panthers couldn't keep up with New Orleans' high-powered passing game and suffered a 31-26 loss to the Saints in the NFC Wild Card Round. Even after settling for field goals four times over the first three quarters, the Panthers had the ball just under the red zone with less than a minute remaining with a chance to pull it out. The Panthers had battled back from a 24-12 deficit in the fourth quarter courtesy of two Cam Newton passing touchdowns - 14 yards to tight end Greg Olsen and 56 yards to running back Christian McCaffrey. Newton's offense set up first-and-10 at New Orleans' 21 with 46 seconds remaining in regulation. After an incomplete pass intended for wide receiver Devin Funchess, the Saints forced Newton into an intentional grounding penalty that cost Carolina 13 yards. Newton's second attempt to Funchess on third-and-23 fell incomplete once more, and on fourth down, he was pressured and ultimately sacked, ending Carolina's season. The Panthers produced 413 total yards, 24 first downs and converted on 47 percent of third downs. The Panthers kicked four field goals through the first three quarters while the Saints punched in three touchdowns. After the Panthers' defense forced two punts from the Saints on their first two possessions, wide receiver Kaelin Clay dropped a touchdown pass that would've gave the Panthers a 7-0 advantage in the first quarter. Kicker Graham Gano missed the subsequent 25-yard field goal attempt wide right, and within one play of getting the ball back, New Orleans took the lead 7-0. Saints quarterback Drew Brees connected with former Panthers receiver Ted Ginn Jr. for an 80-yard touchdown pass and like Ginn, who ran past the Panthers' secondary, New Orleans didn't look back. While Brees tossed two touchdown passes and fallback Zach Line rushed for another in the first half, Gano booted three field goals -- 27, 39 and 53 yards -- as Carolina finished 0-for-2 from the red zone in the opening half. The Panthers set a number of franchise playoff records as Newton finished the game with 349 passing yards and two touchdowns with no interceptions for a passer rating of 105.1, setting the record for most passing yards in a Panthers postseason game. Gano's 58-yard field goal before halftime was the longest in franchise history and tied for the longest in NFL postseason history.

### FINAL INDIVIDUAL and TEAM STATISTICS

Carolina Panthers						New Orleans Saints													
RUSHING	ATT	YDS	AVG	LG	TD	RUSHING	ATT	YDS	AVG	LG	TD								
J. Stewart	11	51	4.6	29	0	A. Kamara	10	23	2.3	5	0								
C. Newton	8	37	4.6	10	0	M. Ingram	9	22	2.4	7	0								
C. McCaffrey	6	16	2.7	7	0	Z. Line	1	1	1.0	1	1								
F. Whitaker	1	3	3.0	3	0	D. Brees	1	-1	-1.0	-1	0								
<b>Total</b>	<b>26</b>	<b>107</b>	<b>4.1</b>	<b>29</b>	<b>0</b>	<b>Total</b>	<b>22</b>	<b>41</b>	<b>1.9</b>	<b>7</b>	<b>2</b>								
PASSING	ATT	CMP	YDS	SK/YD	TD	LG	IN	Rtg.	PASSING	ATT	CMP	YDS	SK/YD	TD	LG	IN	Rtg.		
C. Newton	40	24	349	4/43	2	56	0	105.1	D. Brees	33	23	376	1/7	2	80	1	115.2		
D. Anderson	1	0	0	0/0	0	0	0	39.6	<b>Total</b>	<b>33</b>	<b>23</b>	<b>376</b>	<b>1/7</b>	<b>2</b>	<b>80</b>	<b>1</b>	<b>115.2</b>		
<b>Total</b>	<b>41</b>	<b>24</b>	<b>349</b>	<b>4/43</b>	<b>2</b>	<b>56</b>	<b>0</b>	<b>102.6</b>	<b>Total</b>	<b>33</b>	<b>23</b>	<b>376</b>	<b>1/7</b>	<b>2</b>	<b>80</b>	<b>1</b>	<b>115.2</b>		
PASS RECEIVING	NO	YDS	AVG	LG	TD	PASS RECEIVING	NO	YDS	AVG	LG	TD								
J. Kearse	11	110	10.0	17	2	G. Olsen	6	77	12.8	27	1								
G. Olsen	8	107	13.4	24	1	M. Thomas	8	131	16.4	46	0								
C. McCaffrey	6	101	16.8	56	1	T. Ginn	4	115	28.8	80	1								
D. Funchess	4	79	19.8	24	0	B. Coleman	4	44	11.0	18	0								
K. Clay	3	32	10.7	21	0	J. Hill	3	49	16.3	25	1								
B. Bersin	2	27	13.5	19	0	M. Ingram	1	13	13.0	13	0								
E. Dickson	1	3	3.0	3	0	A. Kamara	1	10	10.0	10	0								
<b>Total</b>	<b>24</b>	<b>349</b>	<b>14.5</b>	<b>56</b>	<b>2</b>	W. Sneed	1	7	7.0	7	0								
<b>Total</b>	<b>24</b>	<b>349</b>	<b>14.5</b>	<b>56</b>	<b>2</b>	<b>Total</b>	<b>23</b>	<b>376</b>	<b>16.3</b>	<b>80</b>	<b>2</b>								
INTERCEPTIONS	NO	YDS	AVG	LG	TD	INTERCEPTIONS	NO	YDS	AVG	LG	TD								
M. Adams	1	0	0.0	0	0	<b>Total</b>	<b>0</b>	<b>0</b>	<b>0.0</b>	<b>0</b>	<b>0</b>								
<b>Total</b>	<b>0</b>	<b>0</b>	<b>0.0</b>	<b>0</b>	<b>0</b>	<b>Total</b>	<b>0</b>	<b>0</b>	<b>0.0</b>	<b>0</b>	<b>0</b>								
PUNTING	NO	YDS	AVG.	NET	TB	IN20	LG	PUNTING	NO	YDS	AVG.	NET	TB	IN20	LG				
M. Palardy	3	145	42.7	0	1	53T	Moirstead	4	183	45.8	0	1	57	0					
<b>Total</b>	<b>3</b>	<b>145</b>	<b>42.7</b>	<b>0</b>	<b>1</b>	<b>53</b>	<b>Total</b>	<b>4</b>	<b>183</b>	<b>45.8</b>	<b>0</b>	<b>1</b>	<b>57</b>	<b>0</b>					
PUNT RETURNS	NO	YDS	AVG	FC	LG	TD	PUNT RETURNS	NO	YDS	AVG	FC	LG	TD						
K. Clay	2	11	5.5	1	12	0	T. Lewis	2	17	8.5	1	11	0						
C. McCaffrey	0	0	0.0	1	0	0	<b>Total</b>	<b>2</b>	<b>17</b>	<b>8.5</b>	<b>1</b>	<b>11</b>	<b>0</b>						
<b>Total</b>	<b>2</b>	<b>11</b>	<b>5.5</b>	<b>1</b>	<b>12</b>	<b>0</b>	<b>Total</b>	<b>2</b>	<b>17</b>	<b>8.5</b>	<b>1</b>	<b>11</b>	<b>0</b>						
KICKOFF RETURNS (TOUCHDOWN)	NO	YDS	AVG	FC	LG	TD	KICKOFF RETURNS (TOUCHDOWN)	NO	YDS	AVG	FC	LG	TD						
<b>Total</b>	<b>6</b>	<b>0</b>	<b>0.0</b>	<b>0</b>	<b>0</b>	<b>0</b>	<b>Total</b>	<b>6</b>	<b>0</b>	<b>0.0</b>	<b>0</b>	<b>0</b>	<b>0</b>						
FUMBLES	Fum	Own Rec.	Yds	TD	FF	Opp. Rec.	Yds	TD	Out Bnds	FUMBLES	Fum	Own Rec.	Yds	TD	FF	Opp. Rec.	Yds	TD	Out Bnds
M. Adams	1	0	0	0	0	0	0	0	0	B. Coleman	1	0	0	0	0	0	0	0	0
K. Coleman	0	0	0	0	1	0	0	0	0	M. Ingram	0	1	0	0	0	0	0	0	0
<b>Total</b>	<b>1</b>	<b>0</b>	<b>0</b>	<b>0</b>	<b>1</b>	<b>0</b>	<b>0</b>	<b>0</b>	<b>0</b>	<b>Total</b>	<b>1</b>	<b>1</b>	<b>0</b>	<b>0</b>	<b>1</b>	<b>0</b>	<b>0</b>	<b>0</b>	<b>0</b>

	PANTHERS	SAINTS		PANTHERS	SAINTS
TOTAL FIRST DOWNS	24	21	TOTAL RETURN YARDAGE (Not Including Kickoffs)	12	17
--By Rushing	5	3	--No. and Yards Punt Returns	2-11	2-17
--By Passing	16	17	--No. and Yards Kickoff Returns	0-0	0-0
--By Penalty	3	1	--No. and Yards Interception Returns	1-1	0-0
THIRD DOWN EFFICIENCY	8-17-47%	2-8-25%	PENALTIES Number and Yards	2-18	7-96
FOURTH DOWN EFFICIENCY	1-2-50%	0-1-0%	FUMBLES Number and Lost	1-0	1-0
TOTAL NET YARDS	413	410	TOUCHDOWNS	2	4
--Total Offensive Plays (inc. times thrown passing)	71	56	--Rushing	0	2
--Average gain per offensive play	5.8	7.3	--Passing	2	2
NET YARDS RUSHING	107	41	--Kickoff Returns	0	0
--Total Rushing Plays	26	22	EXTRA POINTS Made-Attempts	2-2	4-4
--Average gain per rushing play	4.1	1.9	--Kicking Made-Attempts	2-2	4-4
--Tackles for a loss-number and yards	2-2	4-10	FIELD GOALS Made-Attempts	4-5	1-1
NET YARDS PASSING	306	369	RED ZONE EFFICIENCY	1-4-25%	3-3-100%
--Times thrown - yards lost attempting to pass	4-43	1-7	GOAL TO GO EFFICIENCY	0-1-0%	3-3-100%
--Gross yards passing	349	376	SAFETIES	0	0
PASS ATTEMPTS-COMPLETIONS-HAD INTERCEPTED	41-24-0	33-23-1	FINAL SCORE	26	31
--Avg gain per pass play (inc.# thrown passing)	6.8	10.9	TIME OF POSSESSION	33:49	26:11
KICKOFFS Number-In End Zone-Touchbacks	6-6-6	6-6-6			
PUNTS Number and Average	3-48.3	4-45.8			
--Had Blocked	0	0			
--Net Punting Average	42.7	43.0			
FGs - PATS Had Blocked	0-0	0-0			

ADMINISTRATION & COACHES

VETERANS

ROOKIES

2017 IN REVIEW

RECORDS

TEAM HISTORY

REFERENCE

# 2017 PRESEASON STATISTICS

## WON 2, LOST 2

8/9	W	27-17	HOUSTON	72,100
8/19	L	27-34	at Tennessee	61,159
8/24	W	24-23	at Jacksonville	57,606
8/31	L	14-17	PITTSBURGH	72,891

## STATISTICS CAR. OPP.

<b>TOTAL FIRST DOWNS</b>	76	79
Rushing	29	27
Passing	40	47
Penalty	7	5
3rd Down: Made/Att	21/49	20/57
3rd Down Pct.	42.9%	35.1%
4th Down: Made/Att	0/2	5/8
4th Down Pct.	0.0%	62.5%
<b>POSSESSION AVG.</b>	29:14	30:46
<b>TOTAL NET YARDS</b>	1380	1451
Avg. Per Game	345.0	362.8
Total Plays	241	268
Avg. Per Play	5.7	5.4
<b>NET YARDS RUSHING</b>	556	534
Avg. Per Game	139.0	133.5
Total Rushes	112	116
<b>NET YARDS PASSING</b>	824	917
Avg. Per Game	206.0	229.3
Sack/Yards Lost	5/37	10/63
Gross Yards	861	980
Att/Comp	124/74	142/90
Completion Pct.	59.7%	63.4%
Had Intercepted	6	2
<b>PUNTS/AVERAGE</b>	17/46.8	22/45.6
<b>NET PUNTING AVG.</b>	41.2	40.1
<b>PENALTIES/YARDS</b>	21/155	39/317
<b>FUMBLES/BALL LOST</b>	4/3	3/2
<b>TOUCHDOWNS</b>	11	11
Rushing	5	3
Passing	6	8
Returns	0	0

## SCORE BY PERIODS

	1	2	3	4	OT	TOT
TEAM	21	30	27	14	0	92
OPPONENTS	24	30	10	27	0	91

## FIELD GOALS

	1-19	20-29	30-39	40-49	50+	Totals	Yds/Att	Yds/Made	Yds/Miss	Long
Gano	0/0	0/0	2/2	1/1	0/2	3/5	42.8	37.7	50.5	45
Butker	0/0	0/0	0/0	1/1	1/1	2/2	48.5	48.5	-	51
Team	0/0	0/0	2/2	2/2	1/3	5/7	44.4	42.0	50.5	51
Opponents	0/0	1/1	2/3	1/1	1/2	5/7	39.6	37.6	44.5	50

Gano: (50N, 45G) (37G) (31G) (51N)

Butker: (51G) (46G)

Team: (51G, 50N, 45G) (46G, 37G) (31G) (51N)

Opponents: (25G, 55N) (34G, 34N, 50G) (44G) (35G)

## PASSING

	Att	Cmp	Yds	Cmp%	Yd/Att	TD	TD%	Int	Int%	Lg	Sacks/Lost	Rate
Gilbert	50	29	317	58	6.3	0	0.0	1	2.0	35	3/19	68.5
Webb	32	20	283	62.5	8.8	4	12.5	3	9.4	50	2/18	91.5
Anderson	40	23	240	57.5	6	1	2.5	2	5.0	38	0/0	62.5
Newton	2	2	21	100	10.5	1	50.0	0	0.0	12	0/0	150.0
<b>TOTALS</b>	<b>124</b>	<b>74</b>	<b>861</b>	<b>59.7</b>	<b>6.9</b>	<b>6</b>	<b>4.8</b>	<b>6</b>	<b>4.8</b>	<b>50</b>	<b>5/37</b>	<b>76.7</b>
<b>OPPONENTS</b>	<b>142</b>	<b>90</b>	<b>980</b>	<b>63.4</b>	<b>6.9</b>	<b>3</b>	<b>2.1</b>	<b>2</b>	<b>1.4</b>	<b>58T</b>	<b>10/63</b>	<b>84.8</b>

## RUSHING

	No	Yds	Avg	Long	TD
Artis-Payne	28	180	6.4	43	3
Simmons	29	97	3.3	19	0
McCaffrey	17	87	5.1	17t	1
Whittaker	10	59	5.9	13	1
Stewart	11	51	4.6	31	0
Webb	5	38	7.6	11	0
Young	7	26	3.7	13	0
Clay	1	18	18	18	0
Gilbert	2	0	0	1	0
Anderson	2	0	0	1	0
<b>TEAM</b>	<b>112</b>	<b>556</b>	<b>5</b>	<b>43</b>	<b>5</b>
<b>OPPONENTS</b>	<b>116</b>	<b>534</b>	<b>4.6</b>	<b>53</b>	<b>8</b>

## RECEIVING

	No	Yds	Avg	Long	TD
Benjamin	8	107	13.4	23t	2
Frazier	7	80	11.4	35	0
Manhertz	7	51	7.3	17	0
Simmons	7	22	3.1	7	0
Clay	6	127	21.2	47	0
Byrd	6	119	19.8	50t	3
Samuel	6	20	3.3	7	0
Duke	5	75	15	21	0
Funchess	4	33	8.3	14	0
McCaffrey	3	51	17	38	0
Olsen	3	46	15.3	32	0
Armah	2	33	16.5	20t	1
Garrett	2	30	15	23	0
Bersin	2	28	14	22	0
Dickson	2	18	9	13	0
Wallace	1	7	7	7	0
Whittaker	1	6	6	6	0
Shepard	1	5	5	5	0
Stewart	1	3	3	3	0
Graham	0	0	0	0	0
Simonson	0	0	0	0	0
Artis-Payne	0	0	0	0	0
<b>TEAM</b>	<b>74</b>	<b>861</b>	<b>11.6</b>	<b>50t</b>	<b>6</b>
<b>OPPONENTS</b>	<b>90</b>	<b>980</b>	<b>10.9</b>	<b>58t</b>	<b>3</b>

## SCORING

	TD	Ru	Pa	Rt	PAT	FG	2	S	PT
Artis-Payne	3	3	0	0	0/0	0/0	0	0	18
Byrd	3	0	0	0/0	0/0	0	0	0	18
Gano	0	0	0	5/5	3/5	0	0	14	0
Benjamin	2	0	2	0/0	0/0	0	0	12	0
Butker	0	0	0	4/4	2/2	0	0	10	0
McCaffrey	1	1	0	0/0	0/0	0	0	6	0
Armah	1	0	1	0/0	0/0	0	0	6	0
Whittaker	1	1	0	0/0	0/0	0	0	6	0
Clay	0	0	0	0/0	0/0	1	0	2	0
<b>TEAM</b>	<b>11</b>	<b>5</b>	<b>6</b>	<b>0</b>	<b>9/9</b>	<b>5/7</b>	<b>1</b>	<b>0</b>	<b>92</b>
<b>OPPONENTS</b>	<b>11</b>	<b>8</b>	<b>3</b>	<b>0</b>	<b>10/10</b>	<b>5/7</b>	<b>0</b>	<b>0</b>	<b>91</b>

## PUNTING

	No	Yds	Avg	Net	TB	I20	Lg	B
Palardy	10	475	47.5	41	3	5	56	0
Lee	7	321	45.9	41.6	0	2	58	0
<b>TEAM</b>	<b>17</b>	<b>796</b>	<b>46.8</b>	<b>41.2</b>	<b>3</b>	<b>7</b>	<b>58</b>	<b>0</b>
<b>OPPONENTS</b>	<b>22</b>	<b>1004</b>	<b>45.6</b>	<b>40.1</b>	<b>1</b>	<b>8</b>	<b>64</b>	<b>0</b>

## PUNTING RET.

	Ret	FC	Yds	Avg	Long	TD
Duke	5	0	20	4	15	0
Byrd	4	0	41	10.3	16	0
Clay	3	4	35	11.7	20	0
McCaffrey	2	0	5	2.5	5	0
<b>TEAM</b>	<b>14</b>	<b>4</b>	<b>101</b>	<b>7.2</b>	<b>20</b>	<b>0</b>
<b>OPPONENTS</b>	<b>10</b>	<b>5</b>	<b>35</b>	<b>3.5</b>	<b>20</b>	<b>0</b>

## KICKOFF RET.

	No	Yds	Avg	Long	TD
Clay	4	70	17.5	18	0
Byrd	3	55	18.3	22	0
Samuel	2	51	25.5	34	0
Whittaker	2	29	14.5	19	0
Simmons	1	24	24	24	0
Webster	1	20	20	20	0
Shepard	1	9	9	9	0
<b>TEAM</b>	<b>14</b>	<b>258</b>	<b>18.4</b>	<b>34</b>	<b>0</b>
<b>OPPONENTS</b>	<b>11</b>	<b>166</b>	<b>15.1</b>	<b>48</b>	<b>0</b>

## FUMBLES

Player	TOTAL (Lost)
Simmons	2 (1)
Funchess	1 (1)
Gilbert	1 (1)
<b>CAROLINA</b>	<b>4 (3)</b>
<b>OPPONENTS</b>	<b>2 (2)</b>

## SACKS

Player	TOTAL
Cash	1.5
Obada	1.0
Bigger	1.0
Webster	1.0
Addison	1.0
Cox	1.0
Short	1.0
Davis	1.0
Parms	1.0
McCray	0.5
<b>TEAM</b>	<b>10.0</b>
<b>OPPONENTS</b>	<b>5.0</b>

## INTERCEPTIONS

	No	Yds	Avg	Long	TD
Sanchez	1	48	48	48	0
Mayo	1	27	27	27	0
<b>TEAM</b>	<b>2</b>	<b>75</b>	<b>37.5</b>	<b>48</b>	<b>0</b>
<b>OPPONENTS</b>	<b>6</b>	<b>37</b>	<b>6.2</b>	<b>19</b>	<b>0</b>

ADMINISTRATION  
& COACHES

VETERANS

ROOKIES

2017 IN REVIEW

RECORDS

TEAM HISTORY

REFERENCE

# 2017 TRANSACTIONS

ADMINISTRATION  
& COACHES

VETERANS

ROOKIES

2017  
TRANSACTIONS

RECORDS

TEAM HISTORY

REFERENCE

DATE	PLAYER	TRANSACTION
2-Jan	TE Eric Wallace	Reserve/Future signing
2-Jan	T Tyrus Thompson	Reserve/Future signing
2-Jan	T Pearce Slater	Reserve/Future signing
2-Jan	TE Scott Simonson	Reserve/Future signing
2-Jan	RB Jalen Simmons	Reserve/Future signing
2-Jan	CB Tyler Patmon	Reserve/Future signing
2-Jan	WR Keyarris Garrett	Reserve/Future signing
2-Jan	DT Eric Crume	Reserve/Future signing
2-Jan	T Blaine Clausell	Reserve/Future signing
3-Jan	FB Darrel Young	Reserve/Future signing
3-Jan	T Jake Rodgers	Reserve/Future signing
3-Jan	S Brian Blechen	Reserve/Future signing
4-Jan	CB Jeff Richardson	Reserve/Future signing
5-Jan	S L.J. McCray	Reserve/Future signing
12-Jan	S Dezmen Southward	Reserve/Future signing
18-Jan	WR Mose Frazier	Reserve/Future signing
8-Feb	LB Ben Jacobs	Extension signing
17-Feb	G Amini Silatolu	Free agent signing
21-Feb	FB Mike Tolbert	Released
21-Feb	DT Paul Soliai	Released
27-Feb	DT Kawann Short	Designated franchise player
27-Feb	DE Mario Addison	Extension signing
27-Feb	DE Wes Horton	Extension signing
7-Mar	WR Brenton Bersin	Extension signing
7-Mar	S Colin Jones	Extension signing
8-Mar	DE Charles Johnson	Extension signing
8-Mar	RB Fozzy Whittaker	Extension signing
10-Mar	S Mike Adams	Unrestricted free agent signing (IND)
11-Mar	WR Charles Johnson	Unrestricted free agent signing (MIN)
11-Mar	T Matt Kalil	Unrestricted free agent signing (MIN)
11-Mar	CB Captain Munnerlyn	Unrestricted free agent signing (MIN)
11-Mar	DE Julius Peppers	Unrestricted free agent signing (GB)
11-Mar	WR Russell Shepard	Unrestricted free agent signing (TB)
11-Mar	DE Kony Ealy	Traded along with a 2017 third-round draft choice (No. 72) to New England in exchange for a 2017 second-round draft choice (No. 64)
13-Mar	G Chris Scott	Unrestricted free agent re-signing
15-Mar	DT Kyle Love	Unrestricted free agent re-signing
20-Mar	CB Teddy Williams	Unrestricted free agent re-signing
24-Mar	RB Jonathan Stewart	Extension signing
24-Mar	QB Garrett Gilbert	Free agent signing
10-Apr	WR Kaelin Clay	Free agent signing
17-Apr	DT Kawann Short	Extension signing
27-Apr	RB Christian McCaffrey	Drafted (1)
28-Apr	WR Curtis Samuel	Drafted (2a)
28-Apr	T Taylor Moton	Drafted (2b)
28-Apr	DE Daeshon Hall	Drafted (3)
29-Apr	CB Corn Elder	Drafted (5)
29-Apr	FB Alex Armah	Drafted (6)
29-Apr	K Harrison Butker	Drafted (7)
1-May	CB Tyler Patmon	Waived
2-May	CB Lou Young	Waived
2-May	T Jake Rodgers	Waived
2-May	T Jordan Riggsbee	Waived
2-May	FB Devon Johnson	Waived
2-May	S Tre Boston	Waived
3-May	DE Zach Moore	Claimed off waivers (SF)
5-May	LB Ben Boulware	Undrafted rookie free agent signing
5-May	DE Bryan Cox Jr.	Undrafted rookie free agent signing
5-May	WR Austin Duke	Undrafted rookie free agent signing
5-May	CB Cole Luke	Undrafted rookie free agent signing

DATE	PLAYER	TRANSACTION
5-May	WR Fred Ross	Undrafted rookie free agent signing
8-May	LB Alex Bazzie	Free agent signing
8-May	LB Kyle Kragen	Free agent signing
8-May	DT Gabriel Mass	Free agent signing
16-May	T Pearce Slater	Waived
16-May	TE Desean Smith	Free agent signing
18-May	DT Toby Johnson	Claimed off waivers (MIN)
30-May	DE Efe Obada	Free agent signing
30-May	LB Alex Bazzie	Waived
30-May	LB Zeek Bigger	Free agent signing
31-May	TE Desean Smith	Waived/injury settlement
31-May	TE Wyatt Houston	Free agent signing
13-Jun	S Brian Blechen	Waived
13-Jun	WR Cameron Posey	Free agent signing
20-Jul	T Michael Oher	Released/failed physical
21-Jul	G Trai Turner	Extension signing
24-Jul	WR Trevor Graham	Free agent signing
25-Jul	WR Charles Johnson	Waived/injured (knee)
25-Jul	DE Ryan Delaire	Waived/failed physical
25-Jul	C Greg Van Roten	Free agent signing
26-Jul	WR Charles Johnson	Placed on injured/reserve (knee)
28-Jul	DT Drew Iddings	Free agent signing
29-Jul	TE Wyatt Houston	Waived
30-Jul	S Damian Parms	Free agent signing
2-Aug	WR Cameron Posey	Waived
2-Aug	CB Devonte Johnson	Free agent signing
3-Aug	S Travell Dixon	Waived/injured (ankle)
3-Aug	TE Bryce Williams	Free agent signing
4-Aug	S Travell Dixon	Placed on injured/reserve (ankle)
8-Aug	S Dean Marlowe	Waived/injured (hamstring)
8-Aug	DE Arthur Miley	Claimed off waivers (MIA)
9-Aug	S Dean Marlowe	Placed on injured/reserve (hamstring)
10-Aug	S Travell Dixon	Waived/injury settlement
12-Aug	T Tyrus Thompson	Waived
12-Aug	C Brian Folkerts	Free agent signing
13-Aug	DT Drew Iddings	Waived/injured (shoulder)
13-Aug	DT Connor Wujciak	Free agent signing
14-Aug	DT Drew Iddings	Placed on injured/reserve (shoulder)
15-Aug	S Dean Marlowe	Waived/injury settlement
1-Sep	T Dan France	Placed on injured/reserve
1-Sep	WR Fred Ross	Placed on injured/reserve
1-Sep	TE Scott Simonson	Placed on injured/reserve
1-Sep	CB Teddy Williams	Placed on injured/reserve
1-Sep	G David Yankey	Placed on injured/reserve
1-Sep	CB Zack Sanchez	Waived/injured (groin)
1-Sep	C Brian Folkerts	Waived
1-Sep	CB Devonte Johnson	Waived
1-Sep	DT Gabriel Mass	Waived
1-Sep	DE Arthur Miley	Waived
1-Sep	DE Efe Obada	Waived
1-Sep	DT Connor Wujciak	Waived
1-Sep	TE Bryce Williams	Waived
1-Sep	WR Trevor Graham	Released
2-Sep	WR Brenton Bersin	Placed on injured/reserve
2-Sep	C Gino Gradkowski	Placed on injured/reserve
2-Sep	S L.J. McCray	Placed on injured/reserve
2-Sep	G Chris Scott	Placed on injured/reserve
2-Sep	LB Zeek Bigger	Waived
2-Sep	LB Ben Boulware	Waived
2-Sep	T Blaine Clausell	Waived
2-Sep	DE Bryan Cox Jr.	Waived

# 2017 TRANSACTIONS

DATE	PLAYER	TRANSACTION	DATE	PLAYER	TRANSACTION
2-Sep	DT Eric Crume	Waived	3-Oct	WR Damiere Byrd	Placed on injured reserve (arm)
2-Sep	WR Austin Duke	Waived	3-Oct	S Jairus Byrd	Free agent signing
2-Sep	WR Mose Frazier	Waived	3-Oct	LB Jeremy Cash	Waived/injury settlement
2-Sep	WR Keyarris Garrett	Waived	3-Oct	LB Zeek Bigger	Practice squad signing
2-Sep	QB Garrett Gilbert	Waived	6-Oct	DE Daeshon Hall	Placed on injured reserve (knee)
2-Sep	DT Toby Johnson	Waived	6-Oct	S Dezmen Southward	Signed to active roster from practice squad
2-Sep	DE Zach Moore	Waived	10-Oct	DT Mike Purcell	Practice squad signing
2-Sep	S Damian Parms	Waived	14-Oct	DT Mike Purcell	Terminated from practice squad
2-Sep	CB Jeff Richards	Waived	16-Oct	S Dezmen Southward	Waived
2-Sep	RB Jalen Simmons	Waived	16-Oct	QB Garrett Gilbert	Signed to active roster from practice squad
2-Sep	S Dezmen Southward	Waived	17-Oct	QB Brad Kaaya	Waived
2-Sep	TE Eric Wallace	Waived	17-Oct	LB Andrew Gachkar	Free agent signing
2-Sep	DE Larry Webster	Waived	18-Oct	S Dezmen Southward	Practice squad signing
2-Sep	P Andy Lee	Released	18-Oct	LB Zeek Bigger	Terminated from practice squad
2-Sep	QB Joe Webb	Released	24-Oct	WR Kaelin Clay	Claimed off waivers (BUF)
2-Sep	FB Darrel Young	Released	24-Oct	S Demetrius Cox	Placed on injured reserve (ankle)
3-Sep	WR Kaelin Clay	Traded along with a 2019 seventh-round draft choice to Buffalo in exchange for CB Kevon Seymour	25-Oct	K Roberto Aguayo	Practice squad signing
3-Sep	CB Kevon Seymour	Acquired in a trade with Buffalo in exchange for WR Kaelin Clay and a 2019 seventh-round draft choice	25-Oct	WR Austin Duke	Terminated from practice squad
3-Sep	CB Zack Sanchez	Placed on injured reserve (groin)	31-Oct	TE Evan Baylis	Practice squad signing
3-Sep	CB Corn Elder	Placed on injured reserve (knee)	31-Oct	TE Bucky Hodges	Terminated from practice squad
3-Sep	FB Alex Armah	Waived	31-Oct	WR Kelvin Benjamin	Traded to Buffalo in exchange for a 2018 third-round draft choice and a 2018 seventh-round draft choice
3-Sep	S Demetrius Cox	Claimed off waivers (CIN)	1-Nov	WR Brenton Bersin	Free agent signing
3-Sep	QB Brad Kaaya	Claimed off waivers (DET)	20-Nov	WR Damiere Byrd	Returned to practice/Designated to return
3-Sep	T Blaine Clausell	Practice squad signing	20-Nov	TE Greg Olsen	Returned to practice/Designated to return
3-Sep	DE Bryan Cox Jr.	Practice squad signing	24-Nov	TE Greg Olsen	Activated from injured reserve
3-Sep	DT Eric Crume	Practice squad signing	24-Nov	WR Curtis Samuel	Placed on injured reserve (ankle)
3-Sep	WR Mose Frazier	Practice squad signing	1-Dec	DE Charles Johnson	Suspended
3-Sep	WR Keyarris Garrett	Practice squad signing	1-Dec	WR Damiere Byrd	Activated from injured reserve
3-Sep	QB Garrett Gilbert	Practice squad signing	2-Dec	T John Theus	Placed on injured reserve
3-Sep	DE Zach Moore	Practice squad signing	2-Dec	DE Zach Moore	Signed to active roster from practice squad
3-Sep	DE Efe Obada	Practice squad signing	6-Dec	LB Jared Norris	Placed on injured reserve (calf)
3-Sep	S Damian Parms	Practice squad signing	6-Dec	LB Spencer Paysinger	Free agent signing
3-Sep	S Dezmen Southward	Practice squad signing	6-Dec	LB Richie Brown	Practice squad signing
5-Sep	FB Alex Armah	Practice squad signing	12-Dec	WR Rasheed Bailey	Practice squad signing
7-Sep	CB Zack Sanchez	Waived/injury settlement	12-Dec	TE Kent Taylor	Practice squad signing
8-Sep	C Gino Gradkowski	Released/injury settlement	12-Dec	K Roberto Aguayo	Terminated from practice squad
11-Sep	WR Brenton Bersin	Released/injury settlement	12-Dec	RB Jalen Simmons	Terminated from practice squad
11-Sep	G Chris Scott	Released/injury settlement	18-Dec	LB Thomas Davis	Suspended for violation of safety-related playing rules
11-Sep	S L.J. McCray	Waived/injury settlement	22-Dec	WR Mose Frazier	Signed to active roster from practice squad
13-Sep	CB LaDarius Gunter	Claimed off waivers (GB)	26-Dec	WR Damiere Byrd	Placed on injured reserve (leg)
13-Sep	K Harrison Butker	Waived	26-Dec	LB Thomas Davis	Returned to active roster from suspension
14-Sep	CB Cole Luke	Placed on injured/reserve (ankle)	27-Dec	WR Austin Duke	Practice squad signing
14-Sep	T John Theus	Claimed off waivers (SF)	29-Dec	LB Spencer Paysinger	Waived
14-Sep	K Harrison Butker	Practice squad signing	29-Dec	DE Charles Johnson	Returned to active roster from suspension
14-Sep	DT Eric Crume	Terminated from practice squad	3-Jan	TE Chris Manhertz	Placed on injured reserve (ankle)
15-Sep	WR Keyarris Garrett	Terminated from practice squad	3-Jan	T Blaine Clausell	Signed to active roster from practice squad
15-Sep	TE Bucky Hodges	Practice squad signing			
19-Sep	TE Greg Olsen	Placed on injured/reserve (foot)			
19-Sep	FB Alex Armah	Signed to active roster from practice squad			
19-Sep	WR Keyarris Garrett	Practice squad signing			
21-Sep	WR Keyarris Garrett	Placed on practice squad/injured			
21-Sep	WR Austin Duke	Practice squad signing			
26-Sep	WR Jamaal Jones	Practice squad signing			
27-Sep	WR Keyarris Garrett	Released from practice squad/injured with injury settlement			
30-Sep	LB Jeremy Cash	Placed on injured reserve (calf)			
30-Sep	DE Bryan Cox Jr.	Signed to active roster from practice squad			

ADMINISTRATION  
& COACHES

VETERANS

ROOKIES

2017  
TRANSACTIONS

RECORDS

TEAM HISTORY

REFERENCE



NEWTON

1



# INDIVIDUAL RECORDS

## SERVICE

### Most Games Played

- 221 John Kasay, 1995-2010
- 182 Steve Smith, 2001-2013
- 167 Jordan Gross, 2003-2013

### Most Games Started

- 167 Jordan Gross, 2003-2013
- 161 Steve Smith, 2001-2013
- 146 Thomas Davis, 2005-2017

## SCORING

### POINTS

#### Most Points, Career

- 1,482 John Kasay, 1995-2010 [351 FG, 429 PAT]
- 670 Graham Gano, 2012-2017 [151 FG, 217 PAT]
- 454 Steve Smith, 2001-2013 [75 TD: 67-P, 2-R, 6-RET, 2PT: 2-P]

#### Most Points, Season

- 146 Graham Gano, 2015 [30 FG, 56 PAT]
- 145 John Kasay, 1996 [37 FG, 34 PAT]
- 130 John Kasay, 2008 [28 FG, 46 PAT]

#### Most Points, Game

- 24 DeAngelo Williams at New York Giants 12/21/08 [4-R]
- 24 DeAngelo Williams at Green Bay 11/30/08 [4-R]
- 20 John Kasay, vs New Orleans 12/5/04 [6 FG, 2 PAT]

#### Most Consecutive Games, Scoring

- 100 John Kasay, 2004-2010
- 86 Graham Gano, 2012-[current]
- 29 John Kasay, 1998-1999

### TOUCHDOWNS

#### Most Touchdowns, Career

- 75 Steve Smith, 2001-2013 [67-P, 6-RET, 2-R]
- 58 Jonathan Stewart, 2008-2017 [51-R, 7-P]
- 54 Cam Newton, 2011-2017 [54-R]

#### Most Touchdowns, Season

- 20 DeAngelo Williams, 2008 [18-R, 2-P]
- 16 Muhsin Muhammad, 2004 [16-P]
- 14 Cam Newton, 2011 [14-R]

#### Most Touchdowns, Game

- 4 DeAngelo Williams, at New York Giants 12/21/08 [4-R]
- DeAngelo Williams, at Green Bay 11/30/08 [4-R]
- 3 13 times, most recently, Jonathan Stewart vs Minnesota 12/10/17 [3-R]

#### Most Consecutive Games, Scoring Touchdown

- 8 DeAngelo Williams, 2008
- 6 Patrick Jeffers, 1999
- 5 3 times, most recently, Steve Smith, 2006

### POINTS AFTER TOUCHDOWN (PATs)

#### Most PATs Attempted, Career

- 438 John Kasay, 1995-2010
- 217 Graham Gano, 2012-2017
- 45 Olindo Mare, 2011

#### Most PATs Attempted, Season

- 59 Graham Gano, 2015
- 46 John Kasay, 2008
- 45 Olindo Mare, 2011

#### Most PATs Attempted, Game

- 6 Graham Gano, vs Miami 11/13/17
- Graham Gano, at New Orleans 12/6/15

Olindo Mare, vs Tampa Bay 12/24/11

Shayne Graham, vs Cincinnati 12/8/02

Richie Cunningham, vs New Orleans 1/2/00

John Kasay, vs St. Louis 10/13/96

#### Most PATs, Career

- 429 John Kasay, 1995-2010
- 217 Graham Gano, 2012-2017
- 44 Olindo Mare, 2011

#### Most PATs, Season

- 56 Graham Gano, 2015
- 46 John Kasay, 2008
- 44 Olindo Mare, 2011

#### Most PATs, Game

- 6 Graham Gano, vs Miami 11/13/17
- Olindo Mare, vs Tampa Bay 12/24/11
- Shayne Graham, vs Cincinnati 12/8/02
- Richie Cunningham, vs New Orleans 1/2/00
- John Kasay, vs St. Louis 10/13/96

#### Most Consecutive PATs

- 157 John Kasay, 2005-2009
- 75 Graham Gano, 2014-2015
- 69 John Kasay, 1998-1999, 2001

#### Most PATs, Season (no misses)

- 46 John Kasay, 2008
- 42 Graham Gano, 2013
- 33 John Kasay, 1999

#### Most PATs, Game (no misses)

- 6 Graham Gano, vs Miami 11/13/17
- Olindo Mare, vs Tampa Bay 12/24/11
- Shayne Graham, vs Cincinnati 12/8/02
- Richie Cunningham, vs New Orleans 1/2/00
- John Kasay, vs St. Louis 10/13/96

### TWO-POINT CONVERSIONS

#### Most Two-Point Conversions, Career

- 2 Cam Newton, 2011-2017
- Greg Olsen, 2011-2016
- Steve Smith, 2001-2013
- DeAngelo Williams, 2006-2014
- Muhsin Muhammad, 1996-2004; 2008-2009
- Kerry Collins, 1995-1998

#### Most Two-Point Conversions, Season

- 1 21 times, most recently, Cam Newton, 2017

#### Most Two-Point Conversions, Game

- 1 21 times, most recently, Cam Newton, at New York Jets, 11/26/17

### FIELD GOALS

#### Most Field Goals Attempted, Career

- 424 John Kasay, 1995-2010
- 177 Graham Gano, 2012-2017
- 28 Olindo Mare, 2011
- Joe Nedney, 2000

#### Most Field Goals Attempted, Season

- 45 John Kasay, 1996
- 38 Graham Gano, 2016
- John Kasay, 2003

#### Most Field Goals Attempted, Game

- 6 John Kasay, at New Orleans 12/5/04
- John Kasay, at San Francisco 11/8/98
- 5 15 times, most recently, Graham Gano, at Washington 12/19/16



# INDIVIDUAL RECORDS

## Most Field Goals, Career

- 351 John Kasay, 1995-2010
- 151 Graham Gano, 2012-2017
- 26 Joe Nedney, 2000

## Most Field Goals, Season

- 37 John Kasay, 1996
- 32 John Kasay, 2003
- 30 Graham Gano, 2016, 2015

## Most Field Goals, Game

- 6 John Kasay, at New Orleans 12/5/04
- 5 3 times, most recently, Justin Medlock, at Chicago 10/28/12

## Most Field Goals, One Quarter

- 3 Graham Gano, vs San Francisco 9/18/16 [4th]
- Graham Gano, at Buffalo 9/15/13 [4th]
- Graham Gano, vs Atlanta 12/9/12 [2nd]
- John Kasay, at San Diego 9/7/08 [2nd]
- Joe Nedney, vs St. Louis 12/3/00 [4th]
- John Kasay, at Atlanta 9/7/97 [4th]

## Most Consecutive Games, Scoring Field Goals

- 19 John Kasay, 2007-2008
- 15 John Kasay, 1996-1997
- 13 John Kasay, 2005-2006

## Most Consecutive Field Goals

- 21 John Kasay, 2008, 2003
- 20 Graham Gano, 2014-2015
- 18 Joe Nedney, 2000

## Longest Field Goal

- 56 John Kasay, vs Green Bay 9/27/98
- 55 Graham Gano, vs Atlanta 11/3/13
- John Kasay, vs San Francisco 10/24/10
- 54 6 times, most recently, Graham Gano, vs Tampa Bay 1/1/17

## Longest Field Goal, Attempted

- 65 John Kasay, vs Dallas 10/28/06 [S]
- 63 Graham Gano, vs Atlanta 11/16/14 [Blk]
- 62 John Kasay, at Arizona 10/9/05 [WL]

## Highest Field Goal Percentage, Career (Min 25 att)

- 92.85 Joe Nedney, 2000 [28-26]
- 85.31 Graham Gano, 2012-2017 [177-151]
- 82.78 John Kasay, 1995-2010 [424-351]

## Highest Field Goal Percentage, Season (Min 1 att per game)

- 96.67 Graham Gano, 2017 [29-30]
- 92.85 Joe Nedney, 2000 [28-26]
- 90.32 John Kasay, 2008 [31-28]

## Most Field Goals, No Misses, Game

- 6 John Kasay, at New Orleans 12/5/04
- 5 3 times, most recently, Justin Medlock, at Chicago 10/28/12

## Most Field Goal Attempts, 50 or More Yards, Career

- 68 John Kasay, 1995-2010
- 22 Graham Gano, 2012-2017
- 2 Olindo Mare, 2011
- Shayne Graham, 2002
- Joe Nedney, 2000

## Most Field Goals, 50 or More Yards, Career

- 34 John Kasay, 1995-2010
- 13 Graham Gano, 2012-2017
- 2 Olindo Mare, 2011
- Shayne Graham, 2002
- Joe Nedney, 2000

## Most Field Goals, 50 or More Yards, Season

- 6 Graham Gano, 2013
- 4 John Kasay, 2006, 1998
- 3 6 times, most recently, Graham Gano, 2016

## Most Field Goals, 50 or More Yards, Game

- 2 John Kasay, at Tampa Bay 9/24/06 [51, 50]
- John Kasay, vs New England 9/18/05 [51, 52]
- John Kasay, at New Orleans 9/8/96 [51, 51]

## RUSHING

### RUSHING ATTEMPTS

#### Most Rushing Attempts, Career

- 1,699 Jonathan Stewart, 2008-2017
- 1,432 DeAngelo Williams, 2006-2014
- 851 DeShaun Foster, 2002-2007

#### Most Rushing Attempts, Season

- 318 Stephen Davis, 2003
- 300 Anthony Johnson, 1996
- 273 DeAngelo Williams, 2008

#### Most Rushing Attempts, Rookie, Season

- 184 Jonathan Stewart, 2008
- 182 Fred Lane, 1997
- 126 Cam Newton, 2011

#### Most Rushing Attempts, Game

- 36 Nick Goings, at New Orleans 12/5/04
- 35 Fred Lane, vs New Orleans 11/1/98
- 34 Fred Lane, vs Dallas 12/8/97

### RUSHING YARDS

#### Most Rushing Yards, Career

- 7,318 Jonathan Stewart, 2008-2017
- 6,846 DeAngelo Williams, 2006-2014
- 4,320 Cam Newton, 2011-2017

#### Most Rushing Yards, Season

- 1,515 DeAngelo Williams, 2008
- 1,444 Stephen Davis, 2003
- 1,133 Jonathan Stewart, 2009

#### Most Rushing Yards, Rookie, Season

- 836 Jonathan Stewart, 2008
- 809 Fred Lane, 1997
- 706 Cam Newton, 2011

#### Most Rushing Yards, Game

- 210 DeAngelo Williams, at New Orleans 12/30/12
- 206 Jonathan Stewart, at New York Giants 12/27/09
- 186 DeAngelo Williams, vs. Tampa Bay 12/8/08

#### Most Games, 100 or More Rushing Yards, Career

- 18 DeAngelo Williams, 2006-2014
- 16 Jonathan Stewart, 2008-2017
- 7 DeShaun Foster, 2002-2007
- Stephen Davis, 2003-2005
- Tshimanga Biakabutuka, 1996-2001

#### Most Games, 100 or More Rushing Yards, Season

- 8 DeAngelo Williams, 2008
- 7 Stephen Davis, 2003
- 5 Jonathan Stewart, 2009
- Nick Goings, 2004
- Anthony Johnson, 1996

# INDIVIDUAL RECORDS

ADMINISTRATION  
& COACHES

VETERANS

ROOKIES

2017 IN REVIEW

RECORDS

TEAM HISTORY

REFERENCE

Most Consecutive Games, 100 or More Rushing Yards	
4 DeAngelo Williams, 2008	
Nick Goings, 2004	
Stephen Davis, 2003	
3 3 times, most recently, Jonathan Stewart, 2009	
Longest Run From Scrimmage	
77 DeAngelo Williams, at Arizona 11/1/09	
75 DeAngelo Williams, at Arizona 10/14/07	
74 DeAngelo Williams, vs Atlanta 12/11/11 [TD]	

## AVERAGE RUSHING GAIN

Highest Average Rushing Gain, Career (min 100 att)	
5.22 Cam Newton, 2011-2017 [828-4,320]	
4.78 DeAngelo Williams, 2006-2014 [1,432-6,846]	
4.43 Fozzy Whittaker, 2013-2017 [121-536]	
Highest Average Rushing Gain, Season (min 100 att)	
5.83 Cam Newton, 2012 [127-741]	
5.60 Cam Newton, 2011 [126-706]	
5.55 DeAngelo Williams, 2008 [273-1,515]	
Highest Average Rushing Gain, Game (min 10 att)	
12.10 DeAngelo Williams, at Arizona 10/14/07 [10-121]	
11.83 Tshimanga Biakabutuka, at Washington 10/3/99 [12-142]	
10.00 DeAngelo Williams, at New Orleans 12/30/12 [21-210]	

## RUSHING TOUCHDOWNS

Most Rushing Touchdowns, Career	
54 Cam Newton, 2011-2017	
51 Jonathan Stewart, 2008-2017	
46 DeAngelo Williams, 2006-2014	
Most Rushing Touchdowns, Season	
18 DeAngelo Williams, 2008	
14 Cam Newton, 2011	
12 Stephen Davis, 2005	
Most Rushing Touchdowns, Rookie, Season	
14 Cam Newton, 2011	
10 Jonathan Stewart, 2008	
7 Fred Lane, 1997	
Most Rushing Touchdowns, Game	
4 DeAngelo Williams, at New York Giants 12/21/08	
DeAngelo Williams, at Green Bay 11/30/08	
3 7 times, most recently, Jonathan Stewart, vs Minnesota 12/10/17	
Most Consecutive Games Rushing For Touchdown	
8 DeAngelo Williams, 2008	
4 Cam Newton, 2011	
3 12 times, most recently, Jonathan Stewart 2017	

## PASSING

### PASS ATTEMPTS

Most Pass Attempts, Career	
3,420 Cam Newton, 2011-2017	
2,669 Jake Delhomme, 2003-2009	
1,723 Steve Beuerlein, 1996-2000	
Most Pass Attempts, Season	
571 Steve Beuerlein, 1999	
540 Chris Weinke, 2001	
533 2 times, most recently, Jake Delhomme, 2004	

Most Pass Attempts, Rookie, Season	
540 Chris Weinke, 2001	
517 Cam Newton, 2011	
433 Kerry Collins, 1995	
Most Pass Attempts, Game	
63 Chris Weinke, vs Arizona 12/30/01	
61 Chris Weinke, vs New York Giants 12/10/06	
53 Kerry Collins, vs Green Bay 9/27/98	

### COMPLETIONS

Most Completions, Career	
2,001 Cam Newton, 2011-2017	
1,580 Jake Delhomme, 2003-2009	
1,041 Steve Beuerlein, 1996-2000	
Most Completions, Season	
343 Steve Beuerlein, 1999	
324 Steve Beuerlein, 2000	
310 2 times, most recently, Cam Newton, 2011	
Most Completions, Rookie, Season	
310 Cam Newton, 2011	
293 Chris Weinke, 2001	
214 Kerry Collins, 1995	
Most Completions, Game	
36 Chris Weinke, vs Arizona 12/30/01	
34 Chris Weinke, vs New York Giants 12/10/06	
31 Jake Delhomme, vs Tennessee 10/19/03	
Most Consecutive Passes Completed	
15 Steve Beuerlein, at St. Louis 11/14/99 [9] and vs Philadelphia 11/7/99 [6]	
14 Steve Beuerlein, at Dallas 10/11/98 [12] and vs St. Louis 12/20/97 [2]	
13 2 times, most recently, Jake Delhomme, vs Detroit 12/21/03	

### COMPLETION PERCENTAGE

Highest Completion Percentage, Career (min 100 att)	
60.41 Steve Beuerlein, 1996-2000 [1,723-1,041]	
59.19 Jake Delhomme, 2003-2009 [2,669-1,580]	
58.50 Cam Newton, 2011-2017 [3,420-2,001]	
Highest Completion Percentage, Season (Qualifiers)	
62.97 Steve Beuerlein, 1998 [343-216]	
61.73 Cam Newton, 2013 [473-292]	
61.02 Jake Delhomme, 2006 [431-263]	
Highest Completion Percentage, Rookie, Season	
59.96 Cam Newton, 2011 [517-310]	
56.75 Matt Moore, 2007 [111-63]	
54.26 Chris Weinke, 2001 [540-293]	
Highest Completion Percentage, Game (min 20 att)	
85.19 Jake Delhomme, at New Orleans 12/31/06 [27-23]	
84.00 Cam Newton, at Tennessee 11/15/15 [25-21]	
82.86 Jake Delhomme, vs Detroit 12/21/03 [35-29]	

### PASSING YARDS

Most Passing Yards, Career	
25,074 Cam Newton, 2011-2017	
19,258 Jake Delhomme, 2003-2009	
12,690 Steve Beuerlein, 1996-2000	
Most Passing Yards, Season	
4,436 Steve Beuerlein, 1999	
4,051 Cam Newton, 2011	
3,886 Jake Delhomme, 2004	

# INDIVIDUAL RECORDS

## Most Passing Yards, Rookie, Season

- 4,051 Cam Newton, 2011
- 2,931 Chris Weinke, 2001
- 2,717 Kerry Collins, 1995

## Most Passing Yards, Game

- 432 Cam Newton, vs Green Bay 9/18/11
- 423 Chris Weinke, vs New York Giants 12/10/06
- 422 Cam Newton, at Arizona 9/11/11

## Most Games, 300 or More Passing Yards, Career

- 16 Cam Newton, 2011-2017
- 11 Jake Delhomme, 2003-2009
- 8 Steve Beuerlein, 1996-2000

## Longest Pass Completion

- 91 Cam Newton [to Brandon LaFell], vs Tampa Bay 12/24/11 [TD]
  - 89 Kerry Collins [to Willie Green], vs Atlanta 12/17/95 [TD]
  - 88 Cam Newton [to Ted Ginn, Jr.], vs Oakland 11/27/16 [TD]
- Brian St. Pierre [to David Gettis], vs Baltimore 11/21/10 [TD]
- Steve Beuerlein [to Patrick Jeffers], at Pittsburgh 12/26/99 [TD]

## AVERAGE PASSING GAIN

### Highest Average Passing Gain, Career (min 1,500 att)

- 7.37 Steve Beuerlein, 1996-2000 [1,723-12,690]
- 7.33 Cam Newton, 2011-2017 [3,420-25,074]
- 7.22 Jake Delhomme, 2003-2009 [2,669-19,258]

### Highest Average Passing Gain, Season (Qualifiers)

- 7.98 Cam Newton, 2012 [485-3,869]
- 7.94 Jake Delhomme, 2008 [414-3,288]
- 7.86 Jake Delhomme, 2005 [435-3,421]

### Highest Average Passing Gain, Rookie, Season (Qualifiers)

- 7.84 Cam Newton, 2011 [517-4,051]
- 6.58 Matt Moore, 2007 [63-730]
- 6.27 Kerry Collins, 1995 [214-2,717]

### Highest Average Passing Gain, Game (min 20 att)

- 12.65 Cam Newton, vs New Orleans 9/16/12 [20-253]
- 12.62 Cam Newton, vs Atlanta 12/13/15 [21-265]
- 12.50 Jake Delhomme, at New Orleans 12/28/08 [20-250]

## TOUCHDOWN PASSES

### Most Touchdown Passes, Career

- 158 Cam Newton, 2011-2017
- 120 Jake Delhomme, 2003-2009
- 86 Steve Beuerlein, 1996-2000

### Most Touchdown Passes, Season

- 36 Steve Beuerlein, 1999
- 35 Cam Newton, 2015
- 29 Jake Delhomme, 2004

### Most Touchdown Passes, Game

- 5 4 times, most recently, Cam Newton, at New York Giants 12/20/15
- 4 6 times, most recently, Cam Newton, vs Green Bay 12/17/17

### Most Consecutive Games, Touchdown Passes

- 10 Cam Newton, 2015
- Jake Delhomme, 2004
- 9 Cam Newton, 2016
- Steve Beuerlein, 1999
- 8 Cam Newton, 2012

## HIGHEST PERCENTAGE, TOUCHDOWN PASSES

### Highest %, Touchdown Passes, Career (min 1,500 att)

- 4.99 Steve Beuerlein, 1996-2000 [1,723-86]
- 4.62 Cam Newton, 2011-2017 [3,420-158]
- 4.50 Jake Delhomme, 2003-2009 [2,669-120]

### Highest %, Touchdown Passes, Season (Qualifiers)

- 7.10 Cam Newton, 2015 [495-35]
- 6.30 Steve Beuerlein, 1999 [571-36]
- 5.52 Jake Delhomme, 2005 [435-24]

### Highest %, Touchdown Passes, Rookie, Season (Qualifiers)

- 4.06 Cam Newton, 2011 [517-21]
- 3.23 Kerry Collins, 1995 [433-14]
- 2.70 Matt Moore, 2007 [111-3]

## PASSES HAD INTERCEPTED

### Most Passes Had Intercepted, Career

- 94 Cam Newton, 2011-2017
- 89 Jake Delhomme, 2003-2009
- 54 Kerry Collins, 1995-1998

### Most Passes Had Intercepted, Season

- 21 Kerry Collins, 1997
- 19 Chris Weinke, 2001
- Kerry Collins, 1995

### Most Consecutive Pass Attempts, None Intercepted

- 176 Cam Newton, 2012
- 150 Jake Delhomme, 2006
- 148 Cam Newton, 2017

### Most Passes Had Intercepted, Game

- 4 10 times, most recently, Cam Newton, at Detroit 11/20/11

### Most Attempts, No Interceptions, Game

- 51 Chris Weinke, vs St. Louis 12/23/01
- 50 Jake Delhomme, vs New Orleans 1/2/05
- 49 Jake Delhomme, vs Tennessee 10/19/03

## LOWEST PERCENTAGE, PASSES HAD INTERCEPTED

### Lowest %, Passes Had Intercepted, Career (min 1,500 att)

- 2.75 Cam Newton, 2011-2017 [3,420-94]
- 2.90 Steve Beuerlein, 1996-2000 [1,723-50]
- 3.33 Jake Delhomme, 2003-2009 [2,669-89]

### Lowest %, Passes Had Intercepted, Season (Qualifiers)

- 2.02 Cam Newton, 2015 [495-10]
- 2.47 Cam Newton, 2012 [485-12]
- Kerry Collins, 1996 [364-9]
- 2.55 Jake Delhomme, 2006 [431-11]

### Lowest %, Passes Had Intercepted, Rookie, Season (Qualifiers)

- 2.70 Matt Moore, 2007 [111-3]
- 3.01 Jimmy Clausen, 2010 [299-9]
- 3.29 Cam Newton, 2011 [517-17]

## RECEIVING

### Most Receptions, Career

- 836 Steve Smith, 2001-2013
- 696 Muhsin Muhammad, 1996-2004, 2008-2009
- 445 Greg Olsen, 2011-2017

### Most Receptions, Season

- 103 Steve Smith, 2005
- 102 Muhsin Muhammad, 2000
- 96 Muhsin Muhammad, 1999

# INDIVIDUAL RECORDS

ADMINISTRATION  
& COACHES

VETERANS

ROOKIES

2017 IN REVIEW

RECORDS

TEAM HISTORY

REFERENCE

## Most Receptions, Rookie, Season

- 80 Christian McCaffrey, 2017
- 73 Kelvin Benjamin, 2014
- 47 Keary Colbert, 2004

## Most Receptions, Game

- 14 Steve Smith, at Chicago 11/20/05
- 11 4 times, most recently,  
Steve Smith, vs Minnesota 10/30/05

## Most Consecutive Games, Pass Reception

- 106 Steve Smith, 2006-2013
- 83 Greg Olsen, 2012-2017
- 70 Wesley Walls, 1996-2001

## RECEIVING YARDS

### Most Receiving Yards, Career

- 12,197 Steve Smith, 2001-2013
- 9,255 Muhsin Muhammad, 1996-2004, 2008-2009
- 5,575 Greg Olsen, 2011-2017

### Most Receiving Yards, Season

- 1,563 Steve Smith, 2005
- 1,421 Steve Smith, 2008
- 1,405 Muhsin Muhammad, 2004

### Most Receiving Yards, Rookie, Season

- 1,008 Kelvin Benjamin, 2014
- 754 Keary Colbert, 2004
- 651 Christian McCaffrey, 2017

### Most Receiving Yards, Game

- 201 Steve Smith, vs Minnesota 10/30/05
- 192 Muhsin Muhammad, at New Orleans 9/13/98
- 189 2 times, most recently, Steve Smith, at Baltimore 10/15/06

### Most Games, 100 or More Yards Receiving, Career

- 43 Steve Smith, 2001-2013
- 27 Muhsin Muhammad, 1996-2004, 2008-2009
- 10 Greg Olsen, 2011-2017

### Most Games, 100 or More Yards Receiving, Season

- 9 Steve Smith, 2005
- 8 Steve Smith, 2008
- 7 Muhsin Muhammad, 2004

### Most Consecutive Games, 100 or More Yards Receiving

- 5 Patrick Jeffers, 1999
- 4 Steve Smith, 2008
- Steve Smith, 2005

### Longest Pass Reception

- 91 Brandon LaFell, vs Tampa Bay 12/24/11 [TD]
- 89 Willie Green, vs Atlanta 12/17/95 [TD]
- 88 Ted Ginn, Jr., at Oakland 11/27/16 [TD]
- David Gettis, vs Baltimore 11/21/10 [TD]
- Patrick Jeffers, at Pittsburgh 12/26/99 [TD]

## AVERAGE PER RECEPTION

### Highest Average Per Reception, Career (min 100 rec)

- 15.28 Ted Ginn, Jr., 2013, 2015-2016 [134-2,047]
- 14.59 Steve Smith, 2001-2013 [836-12,197]
- 14.47 Mark Carrier, 1995-1998 [176-2,547]

### Highest Average Per Reception, Season (min 50 rec)

- 18.22 Steve Smith, 2008 [78-1,421]
- 17.65 Steve Smith, 2011 [79-1,394]
- 17.17 Patrick Jeffers, 1999 [63-1,082]

### Highest Average Per Reception, Game (min 3 rec)

- 44.33 Ricky Proehl, vs Tampa Bay 11/9/03 [3-133]
- 36.75 Willie Green, vs Atlanta 12/17/95 [4-147]
- 35.00 Ed Dickson, at Atlanta 10/8/17 [5-175]

## TOUCHDOWN RECEPTIONS

### Most Touchdown Receptions, Career

- 67 Steve Smith, 2001-2013
- 50 Muhsin Muhammad, 1996-2004, 2008-2009
- 44 Wesley Walls, 1996-2002

### Most Touchdown Receptions, Season

- 16 Muhsin Muhammad, 2004
- 12 Steve Smith, 2005
- Patrick Jeffers, 1999
- Wesley Walls, 1999

### 10 Ted Ginn, Jr., 2015

Wesley Walls, 1996

### Most Touchdown Receptions, Rookie, Season

- 9 Kelvin Benjamin, 2014
- 5 Christian McCaffrey, 2017
- Devin Funchess, 2015
- Keary Colbert, 2004

### 4 Rae Carruth, 1997

### Most Touchdown Receptions, Game

- 3 Steve Smith, vs Houston 9/16/07
- Steve Smith, at Miami 9/25/05
- Muhsin Muhammad, at San Francisco 11/14/04
- Mushin Muhammad, vs San Francisco 12/18/99

### Most Consecutive Games, Touchdown Reception

- 6 Patrick Jeffers, 1999
- 5 Muhsin Muhammad, 2004
- Wesley Walls, 1999

## INTERCEPTIONS

### Most Interceptions, Career

- 27 Chris Gamble, 2004-2012
- 25 Eric Davis, 1996-2000
- 17 Mike Minter, 1997-2006

### Most Interceptions, Season

- 8 Doug Evans, 2001
- 7 Kurt Coleman, 2015
- Chris Gamble, 2005
- 6 3 times, most recently, Ken Lucas, 2005

### Most Interceptions, Rookie, Season

- 6 Chris Gamble, 2004
- 3 Robert Lester, 2013
- Richard Marshall, 2006
- Ricky Manning, Jr., 2003

### Most Interceptions, Game

- 3 Deon Grant, at Minnesota 9/22/02
- 2 22 times, most recently,  
Luke Kuechly, at Dallas 11/26/15

### Most Consecutive Games, Interception

- 6 Doug Evans, 2001
- 5 Kurt Coleman, 2015
- 3 3 times, most recently, Eric Davis, 1999

## INTERCEPTION RETURN YARDS

### Most Interception Return Yards, Career

- 421 Mike Minter, 1997-2006
- 326 Chris Gamble, 2004-2012
- 315 Richard Marshall, 2006-2010

# INDIVIDUAL RECORDS

## Most Interception Return Yards, Season

- 157 Chris Gamble, 2005
- 143 Julius Peppers, 2004
- 126 Doug Evans, 2001

## Most Interception Return Yards, Game

- 101 Chris Gamble, at Tampa Bay 11/6/05
- 97 Julius Peppers, at Denver 10/10/04
- 96 Tim McKyer, at San Francisco 11/5/95

## Longest Interception Return

- 97 Julius Peppers, at Denver 10/10/04
- 96 Tim McKyer, at San Francisco 11/5/95 [TD]
- 88 Jimmy Hitchcock, vs St. Louis 12/3/00 [TD]

## TOUCHDOWNS

### Most Interception Returns for Touchdown, Career

- 5 Captain Munneryn, 2009-2013, 2017
- 4 Mike Minter, 1997-2006
- 2 Kurt Coleman, 2015-2016
- Josh Norman, 2012-2015
- Chris Gamble, 2004-2012
- Richard Marshall, 2006-2010
- Julius Peppers, 2002-2009, 2017
- Eric Davis, 1996-2000

### Most Interception Returns for Touchdown, Season

- 2 Josh Norman, 2015
- Captain Munneryn, 2013, 2012
- Mike Minter, 2003
- Eric Davis, 1998

### Most Interception Returns for Touchdown, Game

- 1 34 times, most recently,
- Kurt Coleman, at Atlanta 10/2/16

## PUNTING

### Most Punts, Career

- 570 Jason Baker, 2005-2011
- 350 Todd Sauerbrun, 2001-2004
- 291 Ken Walter, 1997-2000

### Most Punts, Season

- 104 Todd Sauerbrun, 2002
- 98 Jason Baker, 2006
- 95 2 times, most recently, Jason Baker, 2010

### Most Punts, Rookie, Season

- 85 Ken Walter, 1997
- 76 Brad Nortman, 2012

### Most Punts, Game

- 11 Todd Sauerbrun, vs Chicago 12/22/02
- 10 3 times, most recently,
- Todd Sauerbrun, vs New York Jets 10/28/01

### Longest Punt

- 76 Andy Lee, at Denver 9/8/16
- 73 Todd Sauerbrun, at Miami 11/4/01
- 72 3 times, most recently,
- Brad Nortman, at Atlanta 12/28/14

### Most Gross Punting Yards, Career

- 25,064 Jason Baker, 2005-2011
- 15,938 Todd Sauerbrun, 2001-2004
- 13,022 Brad Nortman, 2012-2015

### Most Gross Punting Yards, Season

- 4,735 Todd Sauerbrun, 2002
- 4,483 Jason Baker, 2006
- 4,419 Todd Sauerbrun, 2001

### Most Gross Punting Yards, Game

- 451 Brad Nortman, vs Denver 11/11/12
- 446 Tommy Barnhardt, vs New Orleans 10/22/95
- 445 Todd Sauerbrun, vs New York Jets 10/28/01

## PUNTING AVERAGE

### Highest Gross Punting Average, Career (min 100 punts)

- 45.54 Todd Sauerbrun, 2001-2004 [350-15,938]
- 45.21 Brad Nortman, 2012-2015 [288-13,020]
- 44.85 Michael Palardy, 2016-2017 [107-4,800]

### Highest Gross Punting Average, Season (Qualifiers)

- 47.77 Brad Nortman, 2013 [70-3,344]
- 47.52 Todd Sauerbrun, 2001 [93-4,419]
- 46.04 Michael Palardy, 2017 [71-3,269]

### Highest Gross Punting Average, Rookie, Season (Qualifiers)

- 42.98 Brad Nortman, 2012 [76-3,267]
- 42.40 Ken Walter, 1997 [85-3,604]

### Highest Gross Punting Average, Game (min 4 att)

- 63.00 Andy Lee, at Denver 9/8/16 [4-252]
- 56.71 Brad Nortman, at Miami 11/24/13 [7-397]
- 55.83 Todd Sauerbrun, at Washington 10/21/01 [6-335]

### Highest Net Punting Average, Season

- 42.43 Michael Palardy, 2017
- 41.56 Brad Nortman, 2013
- 39.81 Brad Nortman, 2015
- 39.00 Jason Baker, 2006

## INSIDE THE 20

### Most Punts Inside 20, Career

- 169 Jason Baker, 2005-2011
- 113 Todd Sauerbrun, 2001-2004
- 91 Brad Nortman, 2012-2015

### Most Punts Inside 20, Season

- 35 Todd Sauerbrun, 2001
- 31 Jason Baker, 2006
- Todd Sauerbrun, 2002
- 30 Jason Baker, 2008

### Most Punts Inside 20, Game

- 6 Todd Sauerbrun, vs Chicago 12/22/02
- 5 3 times, most recently,
- Ken Walter, at New Orleans 10/19/97

## TOUCHBACKS

### Most Touchbacks, Career

- 46 Todd Sauerbrun, 2001-2004
- 42 Jason Baker, 2005-2011
- 22 Brad Nortman, 2012-2015

### Most Touchbacks, Season

- 17 Todd Sauerbrun, 2001
- 12 Jason Baker, 2006
- Todd Sauerbrun, 2002

### Most Touchbacks, Game

- 3 5 times, most recently,
- Jason Baker, vs Jacksonville 9/25/11
- 2 24 times, most recently,
- Graham Gano, vs Kansas City 11/13/16

## PUNTS HAD BLOCKED

### Most Punts Had Blocked, Game

- 2 Brad Nortman, at Minnesota 11/30/14
- Todd Sauerbrun, at New York Giants 12/28/03

# INDIVIDUAL RECORDS

- 12 times, most recently,  
Brad Nortman, vs Tampa Bay 9/9/12

## PUNT RETURNS

### Most Punt Returns, Career

- 178 Steve Smith, 2001-2013
- 110 Winslow Oliver, 1996-1998
- 82 Ted Ginn, Jr., 2013, 2015-2016

### Most Punt Returns, Season

- 55 Steve Smith, 2002
- 52 Winslow Oliver, 1996
- 44 2 times, most recently, Steve Smith, 2003

### Most Punt Returns, Rookie, Season

- 52 Winslow Oliver, 1996
- 34 Steve Smith, 2001
- 31 Captain Munnerlyn, 2009

### Most Punt Returns, Game

- 9 Steve Smith, vs Detroit 9/15/02
- 7 Mark Jones, at Oakland 11/9/08
- Eric Guliford, vs Indianapolis 12/3/95

## FAIR CATCHES

### Most Fair Catches, Career

- 72 Ted Ginn, Jr., 2013, 2015-2016
- 47 Steve Smith, 2001-2013
- 33 Winslow Oliver, 1996-1998

### Most Fair Catches, Season

- 26 Ted Ginn, Jr., 2013
- 24 Ted Ginn, Jr., 2016
- 22 Ted Ginn, Jr., 2015
- Eric Guliford, 1995

### Most Fair Catches, Game

- 5 Tyrone Poole, at Atlanta 9/7/97
- Eric Guliford, at Atlanta 9/3/95 [OT]
- 4 7 times, most recently, Ted Ginn, Jr., vs Tampa Bay 1/1/17

## PUNT RETURN YARDS

### Most Punt Return Yards, Career

- 1,652 Steve Smith, 2001-2013
- 1,173 Winslow Oliver, 1996-1998
- 795 Ted Ginn, Jr., 2013, 2015-2016

### Most Punt Return Yards, Season

- 598 Winslow Oliver, 1996
- 475 Eric Guliford, 1995
- 470 Steve Smith, 2002

### Most Punt Return Yards, Rookie, Season

- 598 Winslow Oliver, 1996
- 364 Steve Smith, 2001
- 278 Captain Munnerlyn, 2009

### Most Punt Return Yards, Game

- 153 Steve Smith, vs Cincinnati 12/8/02
- 123 Mark Jones, at Oakland 11/9/08
- 107 Eric Guliford, vs Indianapolis 12/3/95

### Longest Punt Return

- 87 Steve Smith, vs Cincinnati 12/8/02 [TD]
- 84 Winslow Oliver, at New Orleans 9/8/96 [TD]
- 79 Corey Brown, vs Chicago 10/5/14 [TD]

## PUNT RETURN AVERAGE

### Highest Punt Return Average, Career (min 50 att)

- 10.66 Winslow Oliver, 1996-1998 [110-1,173]
- 9.70 Ted Ginn, Jr., 2013, 2015-2016 [82-795]
- 9.28 Steve Smith, 2001-2013 [178-1,652]

### Highest Punt Return Average, Season (Qualifiers)

- 12.15 Ted Ginn, Jr., 2013 [26-316]
- 11.50 Winslow Oliver, 1996 [52-598]
- 11.40 Mark Jones, 2008 [39-443]

### Highest Punt Return Average, Rookie, Season (Qualifiers)

- 11.50 Winslow Oliver, 1996 [52-598]
- 10.70 Steve Smith, 2001 [34-364]
- 9.00 Captain Munnerlyn, 2009 [31-278]

### Highest Punt Return Average, Game (min 3 att)

- 51.00 Steve Smith, vs Cincinnati 12/8/02 [3-153]
- 34.33 Winslow Oliver, at New Orleans 9/8/96 [3-103]
- 31.00 Iheanyi Uwaezuoke, vs San Diego 12/17/00 [3-93]

## TOUCHDOWNS

### Most Punt Returns for Touchdown, Career

- 4 Steve Smith, 2001-2013
- 1 7 times, most recently,  
Kaelin Clay, 2017

### Most Punt Returns for Touchdown, Season

- 2 Steve Smith, 2002
- 1 7 times, most recently, Kaelin Clay, 2017

### Most Punt Returns for Touchdown, Rookie, Season

- 1 Corey Brown, 2014
- Steve Smith, 2001
- Winslow Oliver, 1996

### Most Punt Returns for Touchdown, Game

- 2 Steve Smith, vs Cincinnati 12/8/02 [61, 87]
- 1 7 times, most recently,  
Kaelin Clay, at New York Jets 11/26/17 [60]

## KICKOFF RETURNS

### Most Kickoff Returns, Career

- 233 Michael Bates, 1996-2000
- 98 Steve Smith, 2001-2013
- 78 Rod Smart, 2002-05

### Most Kickoff Returns, Season

- 59 Michael Bates, 1998
- 56 Steve Smith, 2001
- 52 Michael Bates, 1999

### Most Kickoff Returns, Game

- 9 Michael Bates, at Atlanta 10/4/98
- 7 Steve Smith, at St. Louis 11/11/01
- Butler By'not'e, at New Orleans 11/26/95

## KICKOFF RETURN YARDS

### Most Kickoff Return Yards, Career

- 5,987 Michael Bates, 1996-2000
- 2,371 Steve Smith, 2001-2013
- 1,731 Rod Smart, 2002-2005

### Most Kickoff Return Yards, Season

- 1,480 Michael Bates, 1998
- 1,431 Steve Smith, 2001
- 1,287 Michael Bates, 1999

### Most Kickoff Return Yards, Rookie, Season

- 1,431 Steve Smith, 2001
- 623 DeAngelo Williams, 2006
- 598 Ryne Robinson, 2007

### Most Kickoff Return Yards, Game

- 252 Steve Smith, at St. Louis 11/11/01
- 200 Michael Bates, at Atlanta 10/4/98
- 180 Michael Bates, at Atlanta 10/31/99

# INDIVIDUAL RECORDS

## Longest Kickoff Return

- 103 Damiere Byrd, vs Tampa Bay, 12/24/17 [TD]
- 101 Kealoha Pilares, at Detroit 11/20/11 [TD]
- 100 Rod Smart, vs New Orleans 10/5/03 [TD]  
Michael Bates, at Atlanta 10/31/99 [TD]

## KICKOFF RETURN AVERAGE

### Highest Kickoff Return Average, Career (min 50 ret)

- 25.70 Michael Bates, 1996-2000 [233-5,987]
- 24.19 Steve Smith, 2001-2013 [98-2,371]
- 22.19 Rod Smart, 2002-2005 [78-1,731]

### Highest Kickoff Return Average, Season (Qualifiers)

- 30.24 Michael Bates, 1996 [33-998]
- 27.26 Michael Bates, 1997 [47-1,281]
- 25.65 Kealoha Pilares, 2011 [23-590]

### Highest Kickoff Return Average, Game (min 3 ret)

- 48.67 Damiere Byrd, vs Tampa Bay 12/24/17 [3-146]
- 46.67 Kealoha Pilares, at Detroit 11/20/11 [3-140]  
Rod Smart, at New Orleans 10/5/03 [3-140]
- 44.67 Steve Smith, at Minnesota 9/9/01 [3-134]

## TOUCHDOWNS

### Most Kickoff Returns for Touchdowns, Career

- 5 Michael Bates, 1996-2000
- 2 Steve Smith, 2001-2013
- 1 Kealoha Pilares, 2011-2013  
Rod Smart, 2002-2005  
Damiere Byrd, 2016-2017

### Most Kickoff Returns for Touchdowns, Season

- 2 Steve Smith, 2001  
Michael Bates, 1999
- 1 6 times, most recently, Damiere Byrd, 2017

### Most Kickoff Returns for Touchdowns, Game

- 1 10 times, most recently,  
Damiere Byrd, vs Tampa Bay 12/24/17

## COMBINED KICK RETURNS

### Most Combined Kick Returns, Career

- 276 Steve Smith, 2001-2013 [178-P, 98-K]
- 241 Michael Bates, 1996-2000 [8-P, 233-K]
- 126 Ted Ginn, Jr., 2013, 2015-2016 [82-P, 44-K]

### Most Combined Kick Returns, Season

- 90 Steve Smith, 2001 [34-P, 56-K]
- 81 Steve Smith, 2002 [55-P, 26-K]
- 79 Mark Jones, 2008 [39-P, 40-K]

### Most Combined Kick Returns, Game

- 10 Steve Smith, vs Detroit 9/15/02 [9-P, 1-K]
- 9 6 times, most recently,  
Ryne Robinson, vs Atlanta 11/11/07 [6-P, 3 K]

## YARDS GAINED

### Most Combined Kick Return Yards, Career

- 6,026 Michael Bates, 1996-2000 [39-P, 5,987-K]
- 4,023 Steve Smith, 2001-2013 [1,652-P, 2,371-K]
- 1,789 Ted Ginn, Jr., 2013, 2015-2016 [795-P, 994-K]

### Most Combined Kick Return Yards, Season

- 1,795 Steve Smith, 2001 [364-P, 1,431-K]
- 1,480 Michael Bates, 1998 [1,480-K]
- 1,401 Mark Jones, 2008 [443-P, 958-K]

### Most Combined Kick Return Yards, Game

- 267 Steve Smith, at St. Louis 11/11/01 [15-P, 252-K]
- 206 Steve Smith, vs New Orleans 10/14/01 [102-P, 104-K]
- 201 Mark Jones, at Green Bay 11/30/08 [46-P, 155-K]

## TOUCHDOWNS

### Most Combined Kick Returns for Touchdowns, Career

- 6 Steve Smith, 2001-2013 [4-P, 2-K]
- 5 Michael Bates, 1996-2000 [5-K]
- 1 8 times, most recently,  
Damiere Byrd, 2017 [1-K]

### Most Combined Kick Returns for Touchdowns, Season

- 3 Steve Smith, 2001 [1-P, 2-K]
- 2 Steve Smith, 2002 [2-P]  
Michael Bates, [2-K]

### Most Combined Kick Returns for Touchdowns, Game

- 2 Steve Smith, vs Cincinnati 12/8/02 [2-P]
- 1 17 times, most recently,  
Damiere Byrd, vs Tampa Bay 12/24/17 [1-K]

## FUMBLES

### Most Fumbles, Career

- 57 Jake Delhomme, 2003-2009
- 44 Cam Newton, 2011-2017  
Steve Beuerlein, 1996-2000

### Most Fumbles, Season

- 15 Jake Delhomme, 2003
- 13 2 times, most recently, Steve Beuerlein, 1998

### Most Fumbles, Game

- 5 Steve Beuerlein, at San Francisco 11/8/98
- 4 Jake Delhomme, at Atlanta 12/18/04  
Steve Beuerlein, at Jacksonville 9/29/96

## OPPONENTS' FUMBLES RECOVERED

### Most Opponents' Fumbles Recovered, Career

- 11 Mike Minter, 1997-2006
- 9 Thomas Davis, 2005-2017  
Julius Peppers, 2002-2009, 2017
- 7 Luke Kuechly, 2012-2017  
James Anderson, 2006-2012  
Kevin Greene, 1996, 1998-99  
Richard Marshall, 2006-2010  
Mike Rucker, 1999-2007

### Most Opponents' Fumbles Recovered, Season

- 5 Doug Evans, 2000
- 4 Sam Mills, 1995
- 3 9 times, most recently, Luke Kuechly, 2012

### Most Opponents' Fumbles Recovered, Game

- 2 7 times, most recently,  
Julius Peppers, vs Tampa Bay 12/24/17

## FORCED FUMBLES

### Most Forced Fumbles, Career

- 32 Julius Peppers, 2002-2009, 2017
- 20 Charles Johnson, 2007-2017
- 18 Thomas Davis, 2005-2017

### Most Forced Fumbles, Season

- 8 Chris Harris, 2007
- 7 Charles Johnson, 2012  
Mark Fields, 2002
- 6 Sam Mills, 1995

# INDIVIDUAL RECORDS

## Most Forced Fumbles, Game

- 2 13 times, most recently,  
Kawann Short, vs Atlanta 12/13/15

## FUMBLE RETURN YARDS

### Longest Fumble Return

- 94 Rashard Anderson, vs New York Jets 10/28/01 [TD]
- 66 Kevin Greene, vs St. Louis 10/13/96 [TD]
- 60 Julius Peppers, at Atlanta 12/18/04 [TD]

## TOUCHDOWNS

### Most Fumble Returns for Touchdown, Career

- 1 By 17 Players most recently, Luke Kuechly, 2012-2017

### Most Fumble Returns for Touchdown, Season

- 1 By 17 Players most recently, Luke Kuechly, 2017

### Most Fumble Returns for Touchdown, Game

- 1 By 17 Players most recently, Luke Kuechly,  
at New York Jets, 11/26/17

## COMBINED NET YARDS

(Via Rushing, Receiving, Interception Return,  
Punt Return, Kickoff Return, Fumble Return)

## COMBINED ATTEMPTS

### Most Combined Attempts, Career

- 1,861 Jonathan Stewart, 2008-2017
- 1,655 DeAngelo Williams, 2006-2014
- 1,168 Steve Smith, 2001-2013

### Most Combined Attempts, Season

- 332 Stephen Davis, 2003
- 326 Anthony Johnson, 1996
- 295 DeAngelo Williams, 2008

### Most Combined Attempts, Game

- 42 Nick Goings, at New Orleans 12/5/04
- 37 Nick Goings, at Tampa Bay 12/26/04
- 35 2 times, most recently,  
Fred Lane, vs New Orleans 11/1/98

## YARDS GAINED

### Most Combined Net Yards, Career

- 16,598 Steve Smith, 2001-2013
- 9,321 DeAngelo Williams, 2006-2014
- 8,979 Jonathan Stewart, 2008-2017

### Most Combined Net Yards, Season

- 1,992 Steve Smith, 2001
- 1,935 Steve Smith, 2005
- 1,909 Steve Smith, 2002

### Most Combined Net Yards, Rookie, Season

- 1,992 Steve Smith, 2001
- 1,437 DeAngelo Williams, 2006
- 1,306 Christian McCaffrey, 2017

### Most Combined Net Yards, Game

- 313 Steve Smith, vs Cincinnati 12/8/02
- 269 Steve Smith, at St. Louis 11/11/01
- 232 Steve Smith, vs Tennessee 10/19/03

## TACKLES

### Most Tackles, Career

- 1,174 Thomas Davis, 2005-2017
- 953 Mike Minter, 1997-2006
- 930 Luke Kuechly, 2012-2017

### Most Tackles, Season

- 205 Luke Kuechly, 2012
- 176 Luke Kuechly, 2013
- 174 James Anderson, 2011

### Most Tackles, Rookie Season

- 205 Luke Kuechly, 2012
- 160 Jon Beason, 2007
- 106 Lester Towns, 2000

### Most Tackles, Game

- 26 Luke Kuechly, vs New Orleans 12/22/13
- 20 James Anderson, vs New York Giants 9/20/12
- 19 Luke Kuechly, vs Atlanta 12/9/12

## SACKS

### Most Sacks, Career

- 92.0 Julius Peppers, 2002-2009, 2017
- 67.5 Charles Johnson, 2007-2017
- 55.5 Mike Rucker, 1999-2007

### Most Sacks, Season

- 15.0 Greg Hardy, 2013  
Kevin Greene, 1998
- 14.5 Kevin Greene, 1996  
Julius Peppers, 2008

### Most Sacks, Game

- 4.0 Greg Hardy, at Atlanta 12/29/13
- 3.5 Charles Johnson, at Atlanta 9/30/12
- 3.0 18 times, most recently,  
Star Lotulelei, vs Arizona 10/30/16

## BLOCKED KICKS

### Most Blocked Punts, Career

- 3 Michael Bates, 1996-2000
- 1 Jason Williams, 2011-2012, 2013-2014  
Greg Hardy, 2010-2014  
Karl Hankton, 2000-2006  
Rod Smart, 2002-2005  
Rae Carruth, 1997-1999  
Bubba McDowell, 1995

### Most Blocked Punts, Season

- 1 Jason Williams, 2013  
Greg Hardy, 2010  
Karl Hankton, 2004  
Rod Smart, 2003  
Michael Bates, 1999, 1998, 1996  
Rae Carruth, 1997  
Bubba McDowell, 1995

### Most Blocked Punts, Game

- 1 9 times, most recently,  
Jason Williams, vs New York Jets 12/15/13

### Most Blocked Field Goals, Career

- 8 Julius Peppers, 2002-2009, 2017
- 3 Kris Jenkins, 2001-2007
- 2 Kawann Short, 2013-2017  
Vernon Butler, 2016-2017

### Most Blocked Field Goals, Season

- 2 Vernon Butler, 2016  
Julius Peppers, 2007, 2006
- 1 14 times, most recently, Kawann Short, 2017

### Most Blocked Field Goals, Game

- 1 20 times, most recently,  
Kawann Short, at Chicago 10/22/17



# INDIVIDUAL RECORDS

## Most Blocked Extra Points, Career

- 1 Julius Peppers, 2002-2009, 2017  
Kris Jenkins, 2001-2007  
Sean Gilbert, 1998-2001

## Most Blocked Extra Points, Season

- 1 Julius Peppers, 2008  
Kris Jenkins, 2003  
Sean Gilbert, 2001

## Most Blocked Extra Points, Game

- 1 Julius Peppers, vs Tampa Bay 12/8/08  
Kris Jenkins, at Tampa Bay 9/14/03  
Sean Gilbert, at Minnesota 9/9/01

ADMINISTRATION  
& COACHES

VETERANS

ROOKIES

2017 IN REVIEW

RECORDS

TEAM HISTORY

REFERENCE

# TEAM RECORDS

## ATTENDANCE

Largest Home Attendance, Regular Season  
592,454 2015 [74,057]  
590,343 2016 [73,393]  
588,861 2014 [73,607]  
Largest Home Attendance, Regular Season Game  
76,136 vs San Francisco 12/10/95 (Clemson)  
74,461 vs Green Bay 11/8/15  
74,420 vs Atlanta 12/13/15  
Largest Road Attendance, Regular Season Game  
90,909 at Dallas 11/26/15  
90,588 at Dallas 9/28/09  
86,109 at Los Angeles Rams 11/6/16

## GAMES WON

Most Consecutive Wins, Regular Season  
18 2014-2015  
8 2013  
7 1996  
Consecutive Games Without Defeat, Regular Season  
18 2014-2015  
8 2013  
7 1996  
Most Wins, Regular Season  
15 2015  
12 2013, 2008, 1996  
11 2005, 2003, 2017  
Most Consecutive Wins, One Season  
14 2015  
8 2013, 1996  
6 2005  
Most Consecutive Wins, Start of Season  
14 2015  
5 2003  
3 2002, 1996  
Most Consecutive Wins, End of Season  
8 1996  
4 2014, 2012  
3 2013, 2009, 2003  
Most Consecutive Home Wins, Regular Season  
10 2014-2015  
9 1995-1996  
8 2008  
Most Consecutive Road Wins, Regular Season  
9 2014-2015  
5 1996  
4 2013, 2007  
Most Shutout Wins, Regular Season  
1 2015, 2013, 2008, 2006, 1997, 1996  
Most Consecutive Shutout Wins, Regular Season  
None  
Most Consecutive Overtime Wins, Regular Season  
3 2003

## GAMES LOST

Most Consecutive Losses, Regular Season  
15 2001  
8 2002  
7 1998, 2010

Most Losses, Regular Season  
15 2001  
14 2010  
12 1998  
Most Consecutive Losses, Start of Season  
7 1998  
5 2010, 1995  
3 2009  
Most Consecutive Losses, End of Season  
15 2001  
2 2016, 2010, 1997  
Most Consecutive Home Losses, Regular Season  
8 2001  
5 2012, 2007  
4 2004, 2002  
Most Consecutive Road Losses, Regular Season  
8 2010  
7 2001  
5 1998  
Most Shutout Losses, Regular Season  
2 2002  
1 1997  
Most Consecutive Shutout Losses, Regular Season  
None  
Most Consecutive Overtime Losses, Regular Season  
2 2001

## SCORING

**POINTS**  
Most Points, Season  
500 2015  
421 1999  
414 2008  
Fewest Points, Season  
196 2010  
253 2001  
258 2002  
Most Points, Game  
52 vs Cincinnati 12/8/02  
48 vs Tampa Bay 12/24/11  
46 vs San Francisco 9/18/16  
Fewest Points, Game  
0 vs Atlanta 11/24/02  
at Atlanta 10/20/02  
at Denver 11/9/97  
Most Points, Both Teams, Game  
84 Carolina [35] at Detroit [49] 11/20/11  
83 Carolina [52] vs Cincinnati [31] 12/8/02  
82 Carolina [44] at New Orleans [38] 12/30/12  
Fewest Points, Both Teams, Game  
12 Carolina [9] vs. Buffalo [3] 9/17/17  
13 Carolina [10] at Atlanta [3] 12/24/06  
Carolina [13] at New Orleans [0] 10/19/97  
15 2 times, most recently,  
Carolina [15] vs St. Louis [0] 11/19/06  
Most Points Overcome to Win Game  
17 at San Francisco 11/14/04 [0-17, won 37-27]  
vs Jacksonville 9/7/03 [0-17, won 24-23]  
15 vs Washington 10/11/09 [2-17, won 20-17]  
Most Points, First Half  
31 vs Washington 11/22/15  
30 at New York Giants 12/28/03  
28 5 times, most recently, vs Atlanta 12/13/15

# TEAM RECORDS

## Most Points, Second Half

- 36 vs Cincinnati 12/8/02
- 34 at San Francisco 11/14/04
- 31 at New Orleans 12/30/12

## Most Points, One Quarter

- 24 3 times, most recently, vs Tampa Bay 1/3/16 [2nd]
- 23 at Atlanta 10/2/16
- 21 12 times, most recently, at New Orleans 10/16/16

## Most Points, First Quarter

- 21 3 times, most recently, vs Atlanta 12/13/15
- 17 3 times, most recently, at New Orleans 12/7/14

## Most Points, Second Quarter

- 24 3 times, most recently, vs Tampa Bay 1/3/16
- 21 5 times, most recently, vs New York Giants 12/27/09

## Most Points, Third Quarter

- 21 4 times, most recently, vs Miami 11/13/17
- 18 at Oakland 11/27/16

## Most Points, Fourth Quarter

- 23 at Atlanta 10/2/16
- 21 at New Orleans 10/16/16
- vs Tampa Bay 12/8/08
- at Atlanta 12/18/04

## Most Points, Overtime

- 6 vs Indianapolis 11/2/15
- 3 4 times, most recently, at Cincinnati 10/12/14

## GAMES

### Most Consecutive Games Scoring

- 245 2002- [Current]
- 76 1997-2002
- 41 1995-1997

## TOUCHDOWNS

### Most Touchdowns, Season

- 59 2015
- 50 1999
- 48 2011

### Fewest Touchdowns, Season

- 17 2010
- 27 2001
- 28 2007, 2006, 1997

### Most Touchdowns, Game

- 7 vs Cincinnati 12/8/02
- 6 vs Miami 11/13/17
- vs New Orleans 12/6/15
- vs Tampa Bay 12/24/11
- vs New Orleans 1/2/00
- vs St. Louis 10/13/96

### Most Touchdowns, Both Teams, Game

- 11 Carolina [4] at Detroit [7] 11/20/11
- Carolina [7] vs Cincinnati [4] 12/8/02
- Carolina [6] at New Orleans [5] 12/6/15
- 10 Carolina [5] at New Orleans [5] 10/16/16
- Carolina [4] at Atlanta [6] 10/2/16
- Carolina [5] at New Orleans [5] 12/30/12
- 9 Carolina [6] vs. Miami [3] 11/13/17
- Carolina [5] at Oakland [4] 11/27/16
- Carolina [4] at Washington [5] 10/3/99

## POINTS AFTER TOUCHDOWN

### Most Points After Touchdown, Season

- 56 2015
- 46 2008, 1999
- 44 2011

### Fewest Points After Touchdown, Season

- 17 2010
- 22 2001
- 25 1997

### Most Points After Touchdown, Game

- 6 vs Miami 11/13/17
- vs Tampa Bay 12/24/11
- vs Cincinnati 12/8/02
- vs New Orleans 1/2/00
- vs St. Louis 10/13/96

### Most Points After Touchdown, Both Teams, Game

- 10 Carolina [5] at New Orleans [5] 12/30/12
- Carolina [6] vs Cincinnati [4] 12/8/02
- 9 Carolina [6] vs Miami [3] 11/13/17
- Carolina [3] at Philadelphia [6] 11/10/14
- Carolina [5] at New Orleans [4] 12/6/15
- 8 8 times, most recently,
- Carolina [3] at New Orleans [5] 10/16/16

## TWO-POINT CONVERSIONS

### Most Two-Point Conversion Attempts, Season

- 6 2016
- 4 2001
- 3 2017, 2011, 2003, 1999, 1998, 1997

### Most Two-Point Conversion Attempts, Game

- 2 6 times, most recently, at Oakland 11/27/16

### Most Two-Point Conversions, Season

- 3 2016
- 2 2011, 2009, 2004, 1998, 1997, 1995
- 1 2017, 2014, 2008, 2002, 2000, 1996

### Most Two-Point Conversions, Game

- 2 at Atlanta 10/2/16
- vs St. Louis 12/20/97
- at New Orleans 11/26/95
- 1 12 times, most recently, at New York Jets 11/26/17

## FIELD GOALS

### Most Field Goal Attempts, Season

- 45 1996
- 38 2016, 2003
- 36 2015

### Fewest Field Goal Attempts, Season

- 21 2012
- 25 2004, 2002
- 26 1998, 1997

### Most Field Goal Attempts, Game

- 6 at New Orleans 12/5/04
- at San Francisco 11/8/98
- 5 15 times, most recently, at Washington 12/19/16

### Most Field Goal Attempts, Both Teams, Game

- 8 7 times, most recently,
- Carolina [3] vs Atlanta [5] 12/24/16

### Most Field Goals, Season

- 37 1996
- 32 2003
- 31 2000

# TEAM RECORDS

ADMINISTRATION  
& COACHES

VETERANS

ROOKIES

2017 IN REVIEW

RECORDS

TEAM HISTORY

REFERENCE

## Fewest Field Goals, Season

15 2002  
16 2012  
19 1998

## Most Field Goals, Game

6 at New Orleans 12/5/04  
5 3 times, most recently, at Chicago 10/28/12

## Most Field Goals, Both Teams, Game

7 5 times, most recently, Carolina [3] vs Atlanta [4] 12/24/16

## Most Consecutive Games Scoring Field Goals

19 2007-2008  
16 1996-1997  
15 2016-2017

## SAFETIES

### Most Safeties, Season

2 2011, 2009, 1996  
1 2016, 2012, 2006, 2003, 2002, 2000, 1997

### Most Safeties, Game

1 13 times, most recently, vs San Diego 12/11/16

### Most Safeties, Both Teams, Game

1 19 times, most recently, vs San Diego 12/11/16

## FIRST DOWNS

### Most First Downs, Season

357 2015  
347 2014  
345 2011

### Fewest First Downs, Season

225 2010  
236 2001  
238 2002

### Most First Downs, Game

33 at New Orleans 12/6/15  
32 at New Orleans 10/16/16  
30 vs Miami 11/13/17

### Fewest First Downs, Game

6 at Buffalo 9/10/95  
7 at Pittsburgh 12/23/10  
vs New York Jets 10/28/01  
at Denver 11/9/97

### Most First Downs, Rushing, Season

139 2011  
136 2015  
123 2012, 2009

### Fewest First Downs, Rushing, Season

63 2000  
68 2001, 1998

### Most First Downs, Rushing, Game

16 at Tampa Bay 10/18/09  
15 vs New York Giants 9/22/13  
14 vs Tampa Bay 12/8/08

### Fewest First Downs, Rushing, Game

0 4 times, most recently, at Detroit 10/16/05  
1 12 times, most recently, at Tampa Bay 9/9/12

### Most First Downs, Passing, Season

208 1999  
201 2000  
199 2014

## Fewest First Downs, Passing, Season

125 2010  
133 2002  
142 2007

## Most First Downs, Passing, Game

20 at New Orleans 10/16/16  
at New York Giants 12/20/15  
19 3 times, most recently, at Atlanta 12/18/04

## Fewest First Downs, Passing, Game

1 at Atlanta 12/14/06  
2 at Buffalo 9/10/95  
3 8 times, most recently, at Pittsburgh 12/23/10

## Most First Downs, Penalty, Season

40 2000  
39 2005, 1996  
34 2012

## Fewest First Downs, Penalty, Season

14 2009  
17 2008  
19 1995

## Most First Downs, Penalty, Game

6 at New Orleans 12/6/15  
at Tennessee 11/4/07  
at Miami 9/25/05  
vs Atlanta 11/28/99  
at Jacksonville 9/29/96

## PLAYS

### Most Plays, Season

1,060 2014, 2015  
1,052 2016  
1,029 1995

### Fewest Plays, Season

938 2008  
960 2002  
962 2010

### Most Plays, Game

88 at New England 10/29/95 [OT]  
83 vs Arizona 12/30/01  
81 at Philadelphia 11/10/14

### Fewest Plays, Game

42 vs Cincinnati 9/26/99  
44 vs New Orleans 12/22/13  
45 at St. Louis 11/11/01

### Most Plays, Drive

20 vs Kansas City 11/13/16 [Punt]  
19 at New Orleans 11/8/09 [FG]  
18 vs Denver 9/8/16 [TD]  
vs Tampa Bay 9/26/10 [Downs]  
vs Indianapolis 10/28/07 [TD]  
vs Atlanta 12/17/95 [TD]

## NET YARDS

### Most Net Yards, Season

6,237 2011  
5,871 2015  
5,771 2012

### Fewest Net Yards, Season

4,135 2010  
4,254 2001  
4,280 2002

# TEAM RECORDS

## Most Net Yards, Game

- 548 vs Miami 11/13/17
- 543 at Chicago 10/2/11
- 530 at New Orleans 12/30/12

## Fewest Net Yards, Game

- 113 at Buffalo 9/10/95
- 119 at Pittsburgh 12/23/10
- 122 vs Atlanta 11/24/02

## Most Net Yards, Drive

- 99 at San Francisco 10/7/01 [TD]
- 98 at Washington 11/4/12 [TD]
- vs St. Louis 12/20/97 [Downs]
- vs Atlanta 12/17/95 [TD]

## Most Consecutive Games, 300 or More Net Yards

- 10 2004
- 9 1999
- 8 2003

## Highest Average Gain, Season

- 6.24 2011 [999-6,237]
- 5.96 2008 [938-5,595]
- 5.84 2012 [988-5,771]

## Lowest Average Gain, Season

- 4.30 2010 [962-4,135]
- 4.41 2001 [965-4,254]
- 4.46 2002 [960-4,280]

## RUSHING

### RUSHING ATTEMPTS

#### Most Rushing Attempts, Season

- 526 2015
- 525 2009
- 522 2003

#### Fewest Rushing Attempts, Season

- 355 2001
- 356 1999
- 363 2000

#### Most Rushing Attempts, Game

- 52 at Atlanta 12/24/06
- 48 at Tampa Bay 10/18/09
- vs Kansas City 10/5/08
- 46 2 times, most recently, vs New York Giants 9/22/13

#### Fewest Rushing Attempts, Game

- 10 vs Pittsburgh 9/21/14
- 11 vs Pittsburgh 12/17/06
- 12 at Oakland 12/24/00
- at New Orleans 10/15/00

#### Most Rushing Attempts, Both Teams, Game

- 76 Carolina [35] at New York Giants [41] 12/21/08 [OT]
- 75 Carolina [32] at Buffalo [43] 9/10/95
- 73 Carolina [48] at Tampa Bay [25] 10/18/09

#### Fewest Rushing Attempts, Both Teams, Game

- 37 Carolina [13] at Green Bay [24] 12/12/99
- 39 Carolina [14] vs New Orleans [25] 1/2/00
- 40 2 times, most recently, Carolina [23] vs New Orleans [17] 12/8/13

### RUSHING YARDS

#### Most Rushing Yards, Season

- 2,498 2009
- 2,437 2008
- 2,408 2011

## Fewest Rushing Yards, Season

- 1,186 2000
- 1,372 2001
- 1,458 1998

## Most Rushing Yards, Game

- 299 vs Tampa Bay 12/8/08
- 294 vs Miami 11/13/17
- 273 at New Orleans 12/30/12

## Fewest Rushing Yards, Game

- 10 at Tampa Bay 9/9/12
- at New Orleans 10/15/00
- 11 vs San Diego 12/17/00
- 13 at Green Bay 12/12/99

## Most Rushing Yards, Both Teams, Game

- 459 Carolina [158] at New York Giants [301] 12/21/08 [OT]
- 439 Carolina [203] vs San Francisco [236] 12/6/98 [OT]
- 394 Carolina [294] vs Miami [100] 11/13/17

## Fewest Rushing Yards, Both Teams, Game

- 78 Carolina [28] at Detroit [50] 10/8/17
- 91 Carolina [61] at Philadelphia [30] 10/27/96
- 92 Carolina [13] at Green Bay [79] 12/12/99

### AVERAGE RUSHING GAIN

#### Highest Average Gain, Rushing, Season

- 5.41 2011 [445-2,408]
- 4.84 2008 [504-2,437]
- 4.76 2009 [525-2,498]

#### Lowest Average Gain, Rushing, Season

- 3.27 2000 [363-1,186]
- 3.44 1996 [502-1,729]
- 3.45 2005 [487-1,679]

#### Highest Average Gain, Rushing, Game (min 15 att)

- 8.71 vs Tampa Bay 12/24/11 [31-270]
- 8.25 vs Detroit 11/16/08 [32-264]
- 8.17 vs Miami 11/13/17 [36-294]

#### Lowest Average Gain, Rushing, Game (min 15 att)

- 0.73 vs San Diego 12/17/00 [15-11]
- 1.00 at Detroit 10/8/17 [28-28]
- 1.44 at Kansas City 12/10/00 [16-23]

### RUSHING TOUCHDOWNS

#### Most Rushing Touchdowns, Season

- 30 2008
- 26 2011
- 21 2012

#### Fewest Rushing Touchdowns, Season

- 7 2010, 2007, 2006, 2000
- 9 2003, 2001, 1996

#### Most Rushing Touchdowns, Game

- 5 at New Orleans 12/30/12
- at Green Bay 11/30/08
- vs Oakland 11/2/97
- 4 3 times, most recently, at Tampa Bay 12/4/11

## PASSING

### PASSING ATTEMPTS

#### Most Pass Attempts, Season

- 579 2001
- 575 1999
- 566 2000

# TEAM RECORDS

ADMINISTRATION  
& COACHES

VETERANS

ROOKIES

2017 IN REVIEW

RECORDS

TEAM HISTORY

REFERENCE

## Fewest Pass Attempts, Season

414 2008  
449 2005  
460 2003

## Most Pass Attempts, Game

63 vs Arizona 12/30/01  
61 vs New York Giants 12/10/06  
53 vs Green Bay 9/27/98

## Fewest Pass Attempts, Game

7 at Atlanta 12/24/06  
15 at Arizona 11/1/09  
16 at Atlanta 12/28/14

## Most Pass Attempts, Both Teams, Game

98 Carolina [53] vs Green Bay [45] 9/27/98  
96 Carolina [47] at New Orleans [49] 10/16/16  
95 Carolina [37] vs Houston [58] 9/20/15  
Carolina [41] vs San Francisco [54] 11/18/01

## Fewest Pass Attempts, Both Teams, Game

27 Carolina [7] at Atlanta [20] 12/24/06  
34 Carolina [17] at Tampa Bay [17] 10/18/09  
41 Carolina [20] vs New York Jets [21] 11/13/05

## COMPLETIONS

### Most Completions, Season

345 1999  
340 2000  
327 2014

### Fewest Completions, Season

246 2008  
255 2002  
256 2010

### Most Completions, Game

36 vs Arizona 12/30/01  
34 vs New York Giants 12/10/06  
31 at Atlanta 10/2/16  
vs Tennessee 10/19/03

### Fewest Completions, Game

4 at Atlanta 12/24/06  
5 vs Tampa Bay 10/27/02  
6 at Buffalo 9/10/95

### Most Completions, Both Teams, Game

62 Carolina [29] at Cincinnati [33] 10/12/14  
61 Carolina [27] at New Orleans [34] 10/16/16  
59 Carolina [31] at Atlanta [28] 10/2/16

### Fewest Completions, Both Teams, Game

10 Carolina [6] at Buffalo [4] 9/10/95  
13 Carolina [4] at Atlanta [9] 12/24/06  
20 Carolina [8] at Cleveland [12] 12/1/02

## NET YARDS PASSING

### Most Net Yards, Passing, Season

4,161 1999  
3,829 2011  
3,685 2016

### Fewest Net Yards, Passing, Season

2,289 2010  
2,694 2002  
2,735 2007

### Most Net Yards, Passing, Game

418 vs New York Giants 12/10/06  
404 vs Green Bay 9/18/11  
403 at Arizona 9/11/11

### Fewest Net Yards, Passing, Game

11 at Atlanta 12/24/06  
12 at Buffalo 9/10/95  
20 vs Tampa Bay 10/27/02

### Most Net Yards, Passing, Both Teams, Game

810 Carolina [329] at Atlanta [481] 10/2/16  
763 Carolina [303] at New Orleans [460] 10/16/16  
699 Carolina [404] vs Green Bay [295] 9/18/11  
Carolina [324] at San Francisco [375] 12/8/96

### Fewest Net Yards, Passing, Both Teams, Game

105 Carolina [11] at Atlanta [94] 12/24/06  
169 Carolina [57] at Oakland [112] 11/9/08  
175 Carolina [20] vs Tampa Bay [155] 10/27/02

## TIMES SACKED

### Most Times Sacked, Season

69 2000  
54 1998  
51 1999

### Fewest Times Sacked, Season

20 2008  
26 2003  
28 2005

### Most Times Sacked, Game

9 at Philadelphia 11/10/14  
at Atlanta 9/3/95 [OT]  
8 6 times, most recently, vs Minnesota 9/25/16

## COMPLETION PERCENTAGE

### Highest Completion Percentage, Season

61.73 2013 [473-292]  
60.30 2006 [539-325]  
60.12 2011 [519-312]

### Lowest Completion Percentage, Season

48.98 1995 [537-263]  
52.89 2010 [484-256]  
54.12 1997 [534-289]

## TOUCHDOWN PASSES

### Most Touchdown Passes, Season

36 1999  
35 2015  
29 2004

### Fewest Touchdown Passes, Season

9 2010  
12 2001  
15 2008, 2002

### Most Touchdown Passes, Game

5 4 times, most recently, vs New York Giants 12/20/15  
4 6 times, most recently, vs Green Bay 12/17/17

### Most Touchdown Passes, Both Teams, Game

10 Carolina [5] at New Orleans [5] 10/16/16  
Carolina [4] at Atlanta [6] 10/2/16  
9 Carolina [5] at Oakland [4] 11/27/16  
8 Carolina [5] vs San Francisco [3] 9/25/16  
Carolina [5] at New Orleans [3] 12/6/15

## PASSES HAD INTERCEPTED

### Most Passes Had Intercepted, Season

25 1995  
24 1997  
22 2002, 2001

# TEAM RECORDS

## Fewest Passes Had Intercepted, Season

- 10 2015
- 11 1996
- 12 2014, 2012, 2008

## Most Passes Had Intercepted, Game

- 5 vs Philadelphia 9/13/09  
vs St. Louis 9/17/95
- 4 10 times, most recently, at Detroit 11/20/11

## Most Passes Had Intercepted, Both Teams, Game

- 7 Carolina [1] vs St. Louis [6] 12/12/04
- 6 8 times most recently, Carolina [3]  
at Arizona [3] 10/6/13

## PUNTING

### Most Punts, Season

- 105 2002
- 100 2006
- 96 1995

### Fewest Punts, Season

- 65 1999
- 66 2011, 2000
- 70 2015, 2013

### Most Punts, Game

- 11 vs Chicago 12/22/02  
vs New York Jets 10/28/01
- 10 3 times, most recently, vs New Orleans 10/22/95

### Fewest Punts, Game

- 1 6 times, most recently, at New England 10/1/17
- 2 25 times, most recently, vs Miami 11/13/17

## PUNTING YARDS

### Most Gross Punting Yards, Season

- 4,735 2002
- 4,508 2006
- 4,419 2001

### Fewest Gross Punting Yards, Season

- 2,459 2000
- 2,562 1999
- 2,819 2011

### Most Gross Punting Yards, Game

- 451 vs Denver 11/11/12
- 446 vs New Orleans 10/22/95
- 445 vs New York Jets 10/28/01

### Fewest Gross Punting Yards, Game

- 35 at New England 10/1/17  
vs New Orleans 9/11/05
- 38 at Cincinnati 10/12/14
- 46 vs St. Louis 10/13/96

## AVERAGE PUNTING YARDAGE

### Highest Gross Punting Average, Season

- 47.77 2013 [70-3,344]
- 47.01 2001 [94-4,419]
- 46.04 2017 [71-3,269]

### Lowest Punting Average, Season

- 37.26 2000 [66-2,459]
- 39.42 1999 [65-2,562]
- 40.49 1996 [78-3,158]

### Highest Punting Average, Game

- 63.00 at Denver 9/8/16
- 56.71 at Miami 11/24/13
- 55.83 at Washington 10/21/01

### Lowest Punting Average, Game

- 24.00 at New Orleans 12/28/08
- 24.33 vs Minnesota 11/30/14
- 25.50 at Atlanta 9/20/09

## PUNTS HAD BLOCKED

### Most Punts Had Blocked, Game

- 2 at Minnesota 11/30/14  
at New York Giants 12/28/03

- 1 11 times, most recently, at Tampa Bay 9/9/12

### Most Consecutive Punts Without A Block

- 409 1995-2000
- 236 2009-2012
- 234 2014-[present]

## INSIDE THE 20

### Most Punts Inside the Opponents 20 Yard Line, Season

- 35 2001
- 31 2016, 2006, 2002
- 30 2008

### Fewest Punts Inside the Opponents 20 Yard Line, Season

- 18 1999
- 19 2011, 2000
- 20 2015, 2012, 1998

### Most Punts Inside the Opponents 20 Yard Line, Game

- 6 vs Chicago 12/22/02
- 5 3 times, most recently, at New Orleans 10/19/97

## PUNT RETURNS

### Most Punt Returns, Season

- 57 2002
- 55 1996
- 49 2006, 1995

### Fewest Punt Returns, Season

- 21 2000
- 27 2012
- 28 2004

### Most Punt Returns, Game

- 9 vs Detroit 9/15/02
- 7 vs Oakland 11/9/08  
vs Indianapolis 12/3/95
- 6 12 times, most recently, vs Buffalo 10/25/09

### Fewest Punt Returns, Game

- 0 40 times, most recently, at Seattle 12/4/16

## FAIR CATCHES

### Most Fair Catches, Season

- 26 2014, 2013
- 25 2015
- 24 2016

### Fewest Fair Catches, Season

- 6 2010
- 9 2011
- 11 2009, 2005, 1998

### Most Fair Catches, Game

- 5 at Atlanta 9/7/97  
at Atlanta 9/3/95 [OT]
- 4 7 times, most recently, at Tampa Bay 1/1/17

# TEAM RECORDS

ADMINISTRATION  
& COACHES

VETERANS

ROOKIES

2017 IN REVIEW

RECORDS

TEAM HISTORY

REFERENCE

## PUNT RETURN YARDS

Most Punt Return Yards, Season

624 1996  
500 1995  
487 2002

Fewest Punt Return Yards, Season

165 2004  
176 2011  
202 2016

Most Punt Return Yards, Game

153 vs Cincinnati 12/8/02  
128 vs New England 9/18/05  
123 at Oakland 11/9/08

Fewest Punt Return Yards, Game

-10 vs Pittsburgh 9/21/14  
-1 3 times, most recently, vs St. Louis 10/20/13  
0 63 times, most recently, at Tampa Bay 1/1/17

## PUNT RETURN AVERAGE

Highest Punt Return Average, Season

11.34 1996 [55-624]  
11.33 2000 [21-238]  
10.83 2005 [41-444]

Lowest Punt Return Average, Season

4.59 2006 [49-225]  
5.50 2011 [32-176]  
5.89 2004 [28-165]

## TOUCHDOWNS RETURNING PUNTS

Most Touchdowns, Punt Returns, Season

2 2002  
1 2017, 2014, 2003, 2001, 2000, 1996, 1995

Most Touchdowns, Punt Returns, Game

2 vs Cincinnati 12/8/02  
1 7 times, most recently, at New York Jets 11/26/17

## KICKOFF RETURNS

Most Kickoff Returns, Season

76 2001, 1998  
74 2010  
66 1999

Fewest Kickoff Returns, Season

22 2015  
28 2013  
34 2017

Most Kickoff Returns, Game

9 at Atlanta 10/4/98  
7 11 times, most recently, at New York Giants 9/12/10

Fewest Kickoff Returns, Game

0 19 times, most recently, vs Atlanta 11/5/17  
1 35 times, most recently, at Atlanta 12/31/17

## KICKOFF RETURN YARDS

Most Kickoff Return Yards, Season

1,834 1998  
1,769 2001  
1,619 2010

Fewest Kickoff Return Yards, Season

407 2015  
612 2013  
760 2017

Most Kickoff Return Yards, Game

252 at St. Louis 1/11/01  
200 at Atlanta 10/4/98  
189 at Washington 9/3/00

Fewest Kickoff Return Yards, Game

0 19 times, most recently, vs Atlanta 11/5/17  
3 at Dallas 11/26/15  
4 vs Jacksonville 9/25/11

## KICKOFF RETURN AVERAGE

Highest Kickoff Return Average, Season

26.20 1996 [50-1,310]  
24.13 1998 [76-1,834]  
23.74 2011 [39-926]

Lowest Kickoff Return Average, Season

18.50 2015 [22-407]  
19.10 2007 [60-1,146]  
19.35 2006 [62-1,200]

## TOUCHDOWNS RETURNING KICKOFFS

Most Touchdowns, Kickoff Returns, Season

2 2001, 1999  
1 2017, 2011, 2003, 2000, 1998, 1996

Most Touchdowns, Kickoff Returns, Game

1 10 times, most recently, vs Tampa Bay 12/24/17

## FUMBLES

Most Fumbles, Season

39 1998  
33 2003, 2001  
31 2010

Fewest Fumbles, Season

12 2015, 2013, 2008  
13 2016, 2011  
19 2017

Most Fumbles, Game

6 at Atlanta 12/18/04  
at San Francisco 11/8/98  
vs Atlanta 10/26/97

Fewest Fumbles, Game

0 93 times, most recently, vs Green Bay 12/17/17

## FUMBLES LOST

Most Fumbles Lost, Season

19 1999  
18 2002  
17 1998

Fewest Fumbles Lost, Season

6 2017, 2013, 2011  
7 2008  
9 2015

Most Fumbles Lost, Game

4 3 times, most recently, vs Tennessee 10/19/03  
3 13 times, most recently, vs San Francisco 9/18/16

## FUMBLES RECOVERED

Most Fumbles Recovered, Own and Opponents, Season

36 1998 [22 own, 14 opp]  
32 2005 [13 own, 19 opp]  
2001 [20 own, 12 opp]

Fewest Fumbles Recovered, Own and Opponents, Season

13 2016 [3 own, 10 opp]  
14 1999 [5 own, 9 opp]  
16 2013 [6 own, 10 opp]

Most Fumbles Recovered, Own and Opponents, Game

7 at San Francisco 11/8/98 [4 own, 3 opp]  
5 8 times, most recently,  
vs Washington 11/22/15 [1 own, 4 opp]



# TEAM RECORDS

## Most Own Fumbles Recovered, Season

- 22 1998
- 20 2001
- 18 2003

## Fewest Own Fumbles Recovered, Season

- 3 2016, 2015
- 5 2008, 1999
- 6 2013, 2005

## Most Opponents Fumbles Recovered, Season

- 20 2000
- 19 2005
- 17 2007

## Fewest Opponents Fumbles Recovered, Season

- 8 2006
- 10 2016, 2013, 2011, 2003
- 11 2017, 2001, 1997

## Most Opponents Fumbles Recovered, Game

- 4 4 times, most recently, vs Washington 11/22/15

## TOUCHDOWNS

### Most Touchdowns, Fumbles Recovered, Own and Opponents, Season

- 3 1996 [3 opp]
- 2 2001 [1 own, 1 opp], 2008 [2 opp]
- 1 8 times, most recently, 2017 [1 opp]

### Most Touchdowns, Opponents Fumbles Recovered, Season

- 3 1996
- 2 2016, 2008
- 1 2017, 2007, 2004, 2002, 2001, 1995

### Most Touchdowns, Fumbles Recovered, Own and Opponents, Game

- 1 16 times, most recently, at New York Jets 11/26/17

## TURNOVERS

(Number of times losing the ball on interceptions and fumbles)

### Most Turnovers, Season

- 41 1995 [25 ints, 16 fum]
- 40 2002 [22 ints, 18 fum]
- 39 1997 [24 ints, 15 fum]

### Fewest Turnovers, Season

- 19 2015 [10 ints, 9 fum]
- 2013 [13 ints, 6 fum]
- 2008 [12 ints, 7 fum]
- 22 2017 [16 ints, 6 fum]
- 2012 [12 ints, 10 fum]
- 23 2014 [12 ints, 11 fum]
- 2011 [17 ints, 6 fum]

### Most Turnovers, Game

- 7 vs Philadelphia 9/13/09 [5 ints, 2 fum]
- vs St. Louis 9/17/95 [5 ints, 2 fum]
- 6 6 times, most recently,
- vs Atlanta 11/24/02 [4 ints, 2 fum]

### Most Turnovers, Both Teams, Game

- 10 Carolina [6] at New Orleans [4] 11/26/95
- 9 3 times, most recently,
- Carolina [6] vs New England [3] 1/6/02

### Fewest Turnovers, Both Teams, Game

- 0 Carolina [0] at New Orleans [0] 12/8/13
- Carolina [0] at Kansas City [0] 12/2/12
- Carolina [0] at Washington [0] 11/4/12
- Carolina [0] vs Minnesota [0] 10/30/05
- 1 20 times, most recently,
- Carolina [0] at New York Jets [1] 11/26/17

## PENALTIES

### Fewest Penalties, Season

- 80 2013
- 83 2017, 2014
- 84 2000

### Most Penalties, Season

- 123 2004
- 116 2003
- 113 2011, 1998

### Fewest Penalties, Game

- 0 vs Green Bay 12/14/97
- 1 6 times, most recently, vs Philadelphia 10/12/17
- 2 8 times, most recently, vs Atlanta 11/3/13

### Most Penalties, Game

- 16 at Tampa Bay 9/14/03
- 14 at Dallas 10/13/02
- 13 vs Washington 10/23/11

### Fewest Penalties, Both Teams, Game

- 1 Carolina [0] vs Green Bay [1] 12/14/97
- 2 Carolina [1] vs New Orleans [1] 9/24/17
- 4 Carolina [4] vs Washington [0] 11/16/03
- Carolina [2] at New York Giants [2] 12/21/08
- 5 4 times, most recently, Carolina [4] vs Detroit [1] 11/16/08

### Most Penalties, Both Teams, Game

- 33 Carolina [16] at Tampa Bay [17] 9/14/03
- 24 Carolina [12] vs Arizona [12] 11/21/04
- 23 Carolina [14] at Dallas [9] 10/13/02

## YARDS PENALIZED

### Fewest Yards Penalized, Season

- 637 2008
- 638 1996
- 671 2013

### Most Yards Penalized, Season

- 1,020 2004
- 1,013 2011
- 966 2003

### Fewest Yards Penalized, Game

- 0 vs Green Bay 12/14/97
- 1 vs Philadelphia 10/12/17
- 5 vs New Orleans 9/24/17
- at New Orleans 1/1/12

### Most Yards Penalized, Game

- 120 at Tampa Bay 9/14/03
- 106 at Dallas 10/13/02
- 105 vs Pittsburgh 9/21/14
- vs Washington 10/23/11

### Fewest Yards Penalized, Both Teams, Game

- 10 Carolina [0] vs Green Bay [10] 12/14/97
- 15 Carolina [5] vs New Orleans [10] 9/24/17
- 24 Carolina [14] at New York Giants [10] 12/21/08

### Most Yards Penalized, Both Teams, Game

- 288 Carolina [120] at Tampa Bay [168] 9/14/03
- 197 Carolina [91] vs Atlanta [106] 10/3/04
- 196 Carolina [105] vs Pittsburgh [91] 9/21/14

# TEAM RECORDS

## TIME OF POSSESSION

### Highest Average Time of Possession, Season

32:17 2017  
31:54 2013  
31:47 2014  
31:44 2015

### Lowest Average Time of Possession, Season

27:24 2010  
27:30 2001  
28:10 1998

### Highest Time of Possession, Game

41:51 at New Orleans 12/5/04  
41:47 at Atlanta 12/24/06  
39:48 at New England 10/29/95 [OT]

### Lowest Time of Possession, Game

19:52 at Atlanta 10/20/02  
20:12 vs Atlanta 11/24/02  
20:32 at Pittsburgh 12/15/02

### Highest Time of Possession, Drive

11:18 at Buffalo 11/27/05 [16-74-FG]  
11:01 vs Indianapolis 10/28/07 [18-80-TD]  
10:36 at Atlanta 12/24/06 [16-73-TD]

### Lowest Time of Possession, Scoring Touchdown

0:05 vs Arizona 10/19/08 [1-18]  
at San Francisco 10/17/99 [1-25]  
0:06 vs St. Louis 12/23/01 [1-4]  
vs Detroit 11/16/08 [1-4]  
0:07 vs New Orleans 11/17/16 [1-40]  
vs Dallas 12/24/05 [1-32]

ADMINISTRATION  
& COACHES

VETERANS

ROOKIES

2017 IN REVIEW

RECORDS

TEAM HISTORY

REFERENCE

## SCORING

### Fewest Points Allowed, Season

218 1996  
241 2013  
259 2005

### Most Points Allowed, Season

429 2011  
413 1998  
410 2001

### Fewest Points Allowed, Game

0 vs Atlanta 12/13/15  
vs New York Giants 9/22/13  
vs Kansas City 10/5/08  
vs St. Louis 11/19/06  
at New Orleans 10/19/97  
vs Tampa Bay 12/1/96

### Most Points Allowed, Game

52 at Oakland 12/24/00  
51 at Atlanta 10/4/98  
49 at Detroit 11/20/11

### Fewest Touchdowns Allowed, Season

21 2013  
24 1996  
27 2005

### Most Touchdowns Allowed, Season

50 2011  
48 2001  
47 1999

### Fewest Touchdowns Allowed, Game

0 32 times, most recently, at Tampa Bay 10/29/17

### Most Touchdowns Allowed, Game

7 at Detroit 11/20/11  
at Oakland 12/24/00  
6 7 times, most recently, at Atlanta 10/2/16

## FIRST DOWNS

### Fewest First Downs Allowed, Season

251 1996  
262 2005  
267 2006

### Most First Downs Allowed, Season

331 1999  
329 2016, 2011  
328 2010

### Fewest First Downs Allowed, Game

5 at Chicago 10/22/17  
7 vs Arizona 11/19/95  
vs New York Jets 10/15/95  
8 7 times, most recently, vs Cleveland 12/21/14

### Most First Downs Allowed, Game

33 at New Orleans 1/1/12  
29 3 times, most recently, at Seattle 12/4/16  
28 3 times, most recently, vs New Orleans 11/17/16

### Fewest First Downs Allowed, Rushing, Season

69 2017, 1996  
70 2013  
72 2005

### Most First Downs Allowed, Rushing, Season

121 2010  
115 1999  
112 1997

### Fewest First Downs Allowed, Rushing, Game

0 vs Arizona 11/19/95  
1 14 times, most recently, vs Washington 11/22/15

### Most First Downs Allowed, Rushing, Game

16 at Pittsburgh 12/26/99  
15 vs San Francisco 9/29/97  
14 2 times, most recently, vs Atlanta 09/10/06

### Fewest First Downs Allowed, Passing, Season

149 2006  
155 2009, 2002  
160 2005

### Most First Downs Allowed, Passing, Season

223 2016  
198 2015  
197 1998

### Fewest First Downs Allowed, Passing, Game

2 at Chicago 10/22/17  
vs Chicago 10/10/10  
3 at San Francisco 11/10/13  
at Washington 11/26/06  
at Buffalo 9/10/95

### Most First Downs Allowed, Passing, Game

23 at New Orleans 1/1/12  
22 vs Atlanta 12/9/12  
21 vs Green Bay 9/27/98

### Fewest First Downs Allowed, Penalty, Season

11 2001  
13 2000  
14 1995

### Most First Downs Allowed, Penalty, Season

32 2012, 2004  
31 2010  
30 2013, 2005, 2003

### Most First Downs Allowed, Penalty, Game

6 vs Atlanta 10/3/04  
5 vs Houston 9/20/15  
vs New England 11/18/13  
vs Tennessee 11/13/11  
at New England 12/13/09  
vs Arizona 11/21/04  
at Atlanta 12/7/03

## OFFENSIVE PLAYS

### Fewest Plays Allowed, Season

953 2017  
972 2011  
975 2013

### Most Plays Allowed, Season

1,072 1995  
1,060 2010  
1,058 2015

### Fewest Plays Allowed, Game

37 at Chicago 10/22/17  
41 vs Detroit 12/21/03  
42 at Atlanta 12/24/06

### Most Plays Allowed, Game

84 vs Indianapolis 11/2/15 [OT]  
vs Arizona 11/21/04  
at Tampa Bay 9/14/03 [OT]  
83 vs San Francisco 11/18/01

# DEFENSIVE RECORDS

ADMINISTRATION  
& COACHES

VETERANS

ROOKIES

2017 IN REVIEW

RECORDS

TEAM HISTORY

REFERENCE

## Fewest Rushing Plays Allowed, Season

352 2013  
353 2017  
364 2015

## Most Rushing Plays Allowed, Season

521 2001  
503 2010  
497 1997

## Fewest Rushing Plays Allowed, Game

8 vs St. Louis 11/19/06  
10 vs Arizona 10/30/16  
11 vs Atlanta 12/9/12  
at New Orleans 12/28/08  
at New Orleans 12/5/04  
vs Seattle 10/8/00

## Most Rushing Plays Allowed, Game

49 vs San Francisco 9/29/97  
47 4 times, most recently, vs Atlanta 9/10/06

## Fewest Passing Attempts Allowed, Season

490 2011, 1997  
495 2009  
500 2006

## Most Passing Attempts Allowed, Season

650 2015  
612 2016  
586 1995

## Fewest Passing Attempts Allowed, Game

16 at Atlanta 9/23/01  
17 at Chicago 10/2/11  
at Tampa Bay 10/18/09  
18 3 times, most recently, at New York Jets 11/29/09

## Most Passing Attempts Allowed, Game

61 vs Tampa Bay 9/14/03  
58 vs Houston 9/20/15  
56 vs Atlanta 12/17/95

## Most Plays Allowed, Drive

24 at New Orleans 10/7/07 [BFG]  
19 at Minnesota 9/21/08 [FG]  
at New Orleans 10/7/06 [FG]  
18 vs Dallas 10/12/12 [FG]  
vs Atlanta 12/12/10 [FG]

## NET YARDS ALLOWED

## Fewest Net Yards Allowed, Season

4,522 2005  
4,646 2002  
4,725 2003

## Most Net Yards Allowed, Season

6,042 2011  
5,943 2001  
5,842 1998

## Fewest Net Yards Allowed, Game

96 vs Arizona 11/19/95  
106 vs Detroit 12/21/03  
111 vs St. Louis 11/19/06

## Most Net Yards Allowed, Game

617 at New Orleans 1/1/12  
571 at Atlanta 10/2/16  
534 at Seattle 12/4/16

## Most Net Yards Allowed, Drive

99 at Atlanta 10/2/16 [TD]  
98 at Atlanta 10/2/16 [TD]  
vs Pittsburgh 9/21/14 [TD]  
at Tampa Bay 12/20/07 [TD]  
vs Atlanta 9/6/98 [TD]  
at Atlanta 9/3/95 [TD]  
96 vs Green Bay 9/18/11 [TD]  
at Seattle 12/5/10 [TD]

## RUSHING

## Fewest Rushing Yards Allowed, Season

1,391 2013  
1,409 2017  
1,415 2015

## Most Rushing Yards Allowed, Season

2,301 2001  
2,133 1998  
2,093 2011

## Fewest Rushing Yards Allowed, Game

14 vs Washington 11/22/15  
24 vs Arizona 10/30/16  
25 vs New York Jets 10/15/95

## Most Rushing Yards Allowed, Game

337 at St. Louis 11/11/01  
301 at New York Giants 12/21/08 [OT]  
264 vs Pittsburgh 9/21/14

## Lowest Average Rushing Gain Allowed, Season

3.50 1995 [450-1,576]  
3.59 2005 [408-1,465]  
3.69 2002 [448-1,653]

## Highest Average Rushing Gain Allowed, Season

4.64 2011 [451-2,093]  
4.56 2000 [426-1,944]  
4.51 2014 [397-1,792]

## Lowest Average Rushing Gain Allowed, Game

(min 15 att)

1.11 at Philadelphia 10/27/96 [27-30]  
1.61 at Philadelphia 11/10/14 [23-37]  
1.73 at Atlanta 1/1/06 [15-26]

## Highest Average Rushing Gain Allowed, Game

(min 15 att)

8.28 at Seattle 12/4/16 [29-240]  
8.22 at St. Louis 11/11/01 [41-337]  
7.85 at Philadelphia 11/26/12 [26-204]

## Fewest Rushing Touchdowns Allowed, Season

4 2013  
6 1996  
7 2017

## Most Rushing Touchdowns Allowed, Season

20 2010  
19 2004  
18 2011

## Most Rushing Touchdowns Allowed, Game

5 at Atlanta 11/23/08  
4 at St. Louis 11/11/01  
3 13 times, most recently, at Seattle 12/4/16

# DEFENSIVE RECORDS

## PASSING

### Fewest Net Passing Yards Allowed, Season

2,993 2002  
3,000 2006  
3,003 2003

### Most Net Passing Yards Allowed, Season

4,291 2016  
3,949 2011  
3,752 2015

### Fewest Net Passing Yards Allowed, Game

29 vs Chicago 10/10/10  
46 at San Francisco 11/10/13  
49 vs Detroit 9/15/02

### Most Net Passing Yards Allowed, Game

481 at Atlanta 10/2/16  
460 at New Orleans 10/16/16  
409 at New Orleans 1/1/12

### Fewest Touchdown Passes Allowed, Season

14 2009  
15 2005, 1995  
17 2013, 1997, 1996

### Most Touchdown Passes Allowed, Season

30 1998  
28 2011  
27 2016

### Most Touchdown Passes Allowed, Game

5 at New Orleans 1/1/12  
at Detroit 11/20/11  
at Oakland 12/24/00  
vs Green Bay 9/27/98

## SACKS

### Most Sacks, Season

60 2013, 1996  
52 2002  
50 2017

### Fewest Sacks, Season

23 2007  
26 2001  
27 2000

### Most Sacks, Game

9 at Atlanta 12/29/13  
8 vs Arizona 10/30/16  
7 7 times, most recently, vs New York Giants 9/22/13

### Most Opponent Yards Lost Attempting to Pass, Season

424 2013  
371 1996  
336 2002

### Fewest Opponent Yards Lost Attempting to Pass, Season

167 2001  
170 2011  
177 2007

### Most Opponent Yards Lost Attempting to Pass, Game

64 at Atlanta 9/30/12  
62 vs St. Louis 11/19/06  
59 vs Atlanta 12/13/15

## INTERCEPTIONS

### Most Passes Intercepted, Season

26 2004  
24 2015, 2001  
23 2005

### Fewest Passes Intercepted, Season

10 2017  
11 2012, 1997  
12 2008

### Most Passes Intercepted, Game

6 vs St. Louis 12/12/04  
5 2 times, most recently, vs Tampa Bay 12/6/09

### Most Consecutive Games With an Interception

14 1996  
10 2001  
9 2016, 2015, 2004

### Most Interception Return Yards, Season

440 2005  
420 2004  
374 2001

### Fewest Interception Return Yards, Season

72 1997  
115 2006  
163 2007

### Most Interception Return Yards, Game

117 at San Francisco 11/5/95  
115 at Atlanta 12/28/14  
101 at Tampa Bay 11/6/05

### Most Interceptions Returned for Touchdowns, Season

4 2015, 2013  
3 2012, 2003  
2 2014, 2006, 2005, 2004, 2000, 1998, 1995

### Most Interceptions Returned for Touchdowns, Game

2 at Dallas 11/26/15  
at Atlanta 12/28/14  
1 30 times, most recently, at Atlanta 10/2/16

### Most Interceptions Returned for Touchdowns, Both Teams, Game

2 5 times, most recently,  
Carolina [1] at Atlanta [1] 10/2/16

## PUNTING

### Fewest Opponent Punts, Season

52 2011  
58 2000  
64 2004

### Most Opponent Punts, Season

103 2002  
98 2006  
95 1996

### Fewest Opponent Punts, Game

0 at Kansas City 12/10/00  
1 16 times, most recently, vs Tampa Bay 12/24/17

### Most Opponent Punts, Game

11 at Oakland 11/9/08  
vs Detroit 9/15/02  
10 3 times, most recently, vs New Orleans 1/2/05

ADMINISTRATION  
& COACHES

VETERANS

ROOKIES

2017 IN REVIEW

RECORDS

TEAM HISTORY

REFERENCE

# DEFENSIVE RECORDS

ADMINISTRATION  
& COACHES

VETERANS

ROOKIES

2017 IN REVIEW

RECORDS

TEAM HISTORY

REFERENCE

## Highest Opponent Punting Average, Season

46.80 2016 [71-3,323]  
46.29 2015 [78-3,611]  
46.18 2017 [69-3,187]

## Lowest Opponent Punting Average, Season

39.51 1999 [74-2,924]  
39.84 2000 [58-2,311]  
40.38 1995 [94-3,796]

## Highest Opponent Punting Average, Game (min 3 punts)

55.70 vs Arizona 10/19/08 [3-167]  
vs Oakland 11/7/04 [3-167]

55.20 at Green Bay 10/19/14 [5-276]

54.67 at New Orleans 12/28/08 [3-164]

## Lowest Opponent Punting Average, Game (min 3 punts)

25.67 vs San Francisco 12/18/99 [3-77]

28.30 at New England 12/13/09 [3-85]

28.67 at New York Giants 9/12/10 [3-86]

## Most Opponent Punts Blocked, Season

1 2013, 2010, 2006, 2004, 2003, 1999, 1998, 1997, 1996,  
1995

## Most Opponent Punts Blocked, Game

1 9 times, most recently, vs New York Jets 12/15/13

## Most Consecutive Opponent Punts Without a Block

302 2013-[present]  
266 2004-2010  
264 1999-2003

## Most Opponent Punts Inside 20 Yard Line, Season

40 2006  
31 2012, 2007, 2003  
30 2009

## Fewest Opponent Punts Inside 20 Yard Line, Season

13 2000  
14 1998  
15 2011

## Most Opponent Punts Inside 20 Yard Line, Game

7 vs New Orleans 1/3/10  
6 vs New York Giants 12/10/06  
5 4 times, most recently, at Tampa Bay 1/1/17

## PUNT RETURNS

### Fewest Opponent Punt Returns, Season

20 1998  
25 2000  
28 2014

### Most Opponent Punt Returns, Season

63 2002  
61 2006  
55 2007

### Fewest Punt Return Yards Allowed, Season

94 1998  
158 1999  
173 1996

### Most Punt Return Yards Allowed, Season

579 2007  
554 2002  
488 2010

### Fewest Punt Return Yards Allowed, Game

-4 at Washington 11/4/12  
vs Washington 10/23/11  
-3 5 times, most recently, at Indianapolis 11/27/11

### Most Punt Return Yards Allowed, Game

168 at Denver 11/9/97  
139 at New Orleans 12/29/02  
125 vs Denver 11/11/12

### Lowest Opponent Punt Return Average, Season

4.70 1998 [20-94]  
4.94 1999 [32-158]  
5.41 1996 [32-173]

### Highest Opponent Punt Return Average, Season

15.54 2014 [28-435]  
13.31 2011 [35-466]  
11.50 2003 [35-402]

### Longest Punt Return Allowed, Game

94 at Green Bay 11/18/07 [TD]  
89 at Arizona 9/11/11 [TD]  
vs Detroit 12/21/03 [TD]

### Most Punt Returns for Touchdowns Allowed, Season

3 2011  
2 1997  
1 2016, 2015, 2014, 2012, 2010, 2009,  
2008, 2007, 2006, 2003, 2001

### Most Punt Returns for Touchdowns Allowed, Game

2 at Denver 11/9/97  
1 14 times, most recently, vs Minnesota 9/25/16

## KICKOFF RETURNS

### Fewest Opponent Kickoff Returns, Season

12 2017  
18 2014, 2013  
23 2016

### Most Opponent Kickoff Returns, Season

80 2005  
76 1999  
71 1996

### Fewest Opponent Kickoff Returns, Game

0 29 times, most recently, at Atlanta 12/31/17

### Most Opponent Kickoff Returns, Game

9 at New Orleans 12/5/04  
8 2 times, most recently, at Atlanta 1/1/06

### Fewest Kickoff Return Yards Allowed, Season

254 2017  
407 2013  
417 2016

### Most Kickoff Return Yards Allowed, Season

1,702 2005  
1,477 2004  
1,439 1995

### Fewest Kickoff Return Yards Allowed, Game

0 29 times, most recently, at Atlanta 12/31/17  
11 vs Washington 8/31/97

### Most Kickoff Return Yards Allowed, Game

237 at New Orleans 12/5/04  
199 at Arizona 10/14/07  
190 vs Washington 11/22/15

### Lowest Kickoff Return Average Allowed, Season

17.50 2000 [64-1,120]  
18.13 2016 [23-417]  
18.52 2002 [50-926]

### Highest Kickoff Return Average Allowed, Season

32.44 2014 [18-584]  
27.03 2011 [30-811]  
26.62 2015 [34-905]

# DEFENSIVE RECORDS

## Longest Kickoff Return Allowed, Game

- 101 at San Francisco 11/16/97 [TD]
- 99 vs Washington 11/22/15 [TD]
- 97 at Cincinnati 10/12/14 [OT]  
at Tampa Bay 10/18/09 [TD]

## Most Kickoff Returns for Touchdowns Allowed, Season

- 1 2015, 2009, 1998, 1997

## Most Kickoff Returns for Touchdowns Allowed, Game

- 1 vs Washington 11/22/15  
at Tampa Bay 10/18/09  
at Atlanta 10/4/98  
at San Francisco 11/16/97

## Highest Time of Possession Allowed, Game

- 40:08 at Atlanta 10/20/02
- 39:48 vs Atlanta 11/24/02
- 39:28 at Pittsburgh 12/15/02

## Highest Time of Possession Allowed, Drive

- 11:34 at Minnesota 9/21/08 [19-90-FG]
- 10:11 at Washington 11/14/12 [16-78-Downs]
- 10:10 vs Dallas 10/21/12 [18-91-FG]

## FUMBLES

### Fewest Opponent Fumbles, Season

- 17 2013
- 18 2012
- 19 2017

### Most Opponent Fumbles, Season

- 37 2000
- 36 2002
- 30 2007

### Most Opponent Fumbles, Game

- 5 7 times, most recently, vs Washington 11/22/15

## TURNOVERS

### Fewest Opponent Turnovers, Season

- 21 2017 [10 int, 11 fum]
- 22 2006 [14 ints, 8 fum]  
1997 [11 ints, 11 fum]
- 23 2012 [11 ints, 12 fum]

### Most Opponent Turnovers, Season

- 42 2005 [23 ints, 19 fum]
- 39 2015 [24 ints, 15 fum]
- 38 2004 [26 ints, 12 fum]  
2000 [17 ints, 21 fum]  
1996 [22 ints, 16 fum]

### Most Opponent Turnovers, Game

- 7 vs St. Louis 12/12/04 [6 ints, 1 fum]  
vs St. Louis 12/3/00 [4 ints, 3 fum]
- 6 3 times, most recently, at Arizona 11/1/09  
[5 ints, 1 fum]

### Most Consecutive Games, Opponent Turnovers

- 16 1996
- 13 2015-2016
- 12 2004

## TIME OF POSSESSION

### Lowest Average Time of Possession Allowed, Season

- 27:42 2017
- 28:06 2013
- 28:16 2015

### Highest Average Time of Possession Allowed, Season

- 32:36 2010
- 32:30 2001
- 31:50 1998

### Lowest Time of Possession Allowed, Game

- 18:09 at New Orleans 12/5/04
- 18:13 at Atlanta 12/24/06
- 20:20 vs Seattle 10/8/00

# OPPONENT RECORDS

## SCORING

### POINTS

Most Points, Game

- 24 Michael Turner, Atlanta 11/23/08 [4TD: 4-R]
- 18 11 times, most recently, Lawrence Tynes, New York Giants 9/20/12 [5 FG, 3 PAT]

### TOUCHDOWNS

Most Touchdowns, Game

- 4 Michael Turner, Atlanta 11/23/08 [4TD: 4-R]
- 3 10 times, most recently, Kevin Smith, at Detroit 11/20/11 [3 TD: 2-R, 1-P]

### POINTS AFTER TOUCHDOWN

Most PATs Attempted, Game

- 7 Jason Hanson, at Detroit 11/20/11  
Sebastian Janikowski, at Oakland 12/24/00
- 6 7 times, most recently, Matt Bryant, at Atlanta 10/2/16

Most PATs, Game

- 7 Jason Hanson, at Detroit 11/20/11  
Sebastian Janikowski, at Oakland 12/24/00
- 6 6 times, most recently, Matt Bryant, at Atlanta 10/2/16

Most PATs, No Misses, Game

- 7 Jason Hanson, at Detroit 11/20/11  
Sebastian Janikowski, at Oakland 12/24/00
- 6 6 times, most recently, Matt Bryant, at Atlanta 10/2/16

### TWO-POINT CONVERSIONS

Most Two-Point Conversions, Game

- 1 23 times, most recently, LeGarrette Blount, vs Philadelphia 10/12/17

### FIELD GOALS

Most Field Goals Attempted, Game

- 5 5 times, most recently, Matt Bryant, at Atlanta 12/31/17
- 4 25 times, most recently, Steven Hauschka, at Seattle 12/4/16

Most Field Goals, Game

- 5 Matt Bryant, at Atlanta 12/31/17  
Lawrence Tynes, New York Giants 9/20/12
- 4 13 times, most recently, Patrick Murray, Tampa Bay 12/24/17

Most Field Goals, One Quarter

- 3 Matt Bryant, at Atlanta 12/31/17 [4th]  
Cairo Santos, Kansas City 11/13/16 [4th]  
Connor Barth, at Tampa Bay 12/4/11 [2nd]  
Mason Crosby, Green Bay 9/18/11 [3rd]  
Jason Hanson, Detroit 11/16/08 [2nd]  
Martin Gramatica, Tampa Bay 10/27/02 [4th]

Longest Field Goal Attempted

- 58 Stephen Gostkowski, at New England 10/1/17 [G]  
Steven Hauschka, Seattle 11/26/14 [G]  
Morten Andersen, at Atlanta 9/3/95 [S]
- 57 Justin Tucker, at Baltimore 9/28/14 [WL]  
Olindo Mare, New Orleans 11/25/07 [S]  
John Carney, New Orleans 10/5/03 [LU]

Longest Field Goal

- 58 Stephen Gostkowski, at New England 10/1/17  
Steven Hauschka, Seattle 11/26/14
- 56 Matt Bryant, at Atlanta 12/31/17  
Jason Hanson, Detroit 11/16/08  
Doug Brien, at New Orleans 9/13/98
- 55 Dan Carpenter, at Buffalo 9/15/13

Most Field Goals, No Misses, Game

- 5 Matt Bryant, at Atlanta 12/31/17  
Lawrence Tynes, New York Giants 9/20/12
- 4 11 times, most recently, Steven Hauschka, at Seattle 12/4/16

Most Field Goals, 50 or More Yards, Game

- 2 Matt Bryant, Atlanta 12/24/16 [51, 50]  
Martin Gramatica, Tampa Bay 10/27/02 [52, 53]  
Doug Brien, New Orleans 11/30/97 [51, 50]
- 1 30 times, most recently, Wil Lutz, at New Orleans 10/16/16 [52]

### SAFETIES

Most Safeties, Game

- 1 10 times, most recently, Danielle Hunter, Minnesota 9/25/16

## RUSHING

### RUSHING ATTEMPTS

Most Rushing Attempts Game

- 38 Ricky Williams, at New Orleans 10/15/00
- 34 Julius Jones, Dallas 12/24/05
- 33 2 times, most recently, Ahman Green, Green Bay 9/13/04

### RUSHING YARDS

Most Rushing Yards, Game

- 215 Derrick Ward, at New York Giants 12/21/08
- 205 Matt Forte, at Chicago 10/2/11
- 202 Marshall Faulk, St. Louis 12/23/01

Longest Run From Scrimmage

- 89 Giovani Bernard, at Cincinnati 10/12/14 [TD]
- 81 Le'Veon Bell, Pittsburgh 9/21/14
- 80 Fred Taylor, Jacksonville 12/9/07 [TD]  
Kordell Stewart, Pittsburgh 12/22/96 [TD]

### AVERAGE RUSHING GAIN

Highest Average Rushing Gain, Game (min 10 att)

- 14.33 Derrick Ward, at New York Giants 12/21/08 [14-215]
- 12.20 Marshall Faulk, at St. Louis 11/11/01 [15-183]
- 11.80 LeGarrette Blount, Pittsburgh 9/21/14 [10-118]

### RUSHING TOUCHDOWNS

Most Rushing Touchdowns, Game

- 4 Michael Turner, at Atlanta 11/23/08
- 3 Michael Turner, Atlanta 12/12/10  
Marshawn Lynch, at Seattle 12/5/10  
Peyton Hillis, at Cleveland 11/28/10  
Brandon Jacobs, at New York Giants 12/21/08

## PASSING

### PASS ATTEMPTS

Most Pass Attempts, Game

- 61 Brad Johnson, at Tampa Bay 9/14/03
- 58 Ryan Mallett, Houston 9/20/15
- 54 Jeff Garcia, San Francisco 11/18/01

### COMPLETIONS

Most Completions, Game

- 35 Drew Brees, New Orleans 11/17/16  
Carson Palmer, Arizona 10/30/16  
Kurt Warner, Arizona 10/19/08
- 34 Drew Brees, at New Orleans 10/16/16  
Matt Ryan, Atlanta 12/9/12  
Brad Johnson, at Tampa Bay 9/14/03  
Jeff Garcia, San Francisco 11/18/01
- 33 Andy Dalton, at Cincinnati 10/12/14 [OT]  
Drew Brees, at New Orleans 1/1/12



# OPPONENT RECORDS

## COMPLETION PERCENTAGE

- Highest Completion Percentage, Game (min 20 att)  
86.36 Aaron Rodgers, at Green Bay 10/19/14 [22-19]  
85.19 Mark Brunell, Jacksonville 9/7/03 [27-23]  
82.61 Brady Quinn, at Kansas City 12/2/12 [23-19]

## PASSING YARDS

- Most Passing Yards, Game  
503 Matt Ryan, at Atlanta 10/2/16  
465 Drew Brees, at New Orleans 10/16/16  
431 Trent Green, at St. Louis 11/5/00  
Longest Pass Completion  
94 Chris Chandler [to Jamal Anderson], at Atlanta 9/23/01 [TD]  
87 Drew Brees [to Brandin Cooks], at New Orleans 10/16/16 [TD]  
86 Drew Brees [to Marques Colston], New Orleans 10/1/06 [TD]  
Joey Harrington [to Marcus Pollard], at Detroit 10/16/05

## AVERAGE PASSING GAIN

- Highest Average Passing Gain, Game (min 20 att)  
13.59 Jameis Winston, Tampa Bay 12/24/17 [27-367]  
Matt Ryan, at Atlanta 10/2/16 [37-503]  
13.05 Jason Garrett, at Dallas 10/11/98 [22-287]  
12.82 Doug Flutie, Buffalo 10/25/98 [22-282]

## TOUCHDOWN PASSES

- Most Touchdown Passes, Game  
5 Drew Brees, at New Orleans 1/1/12  
Matthew Stafford, at Detroit 11/20/11  
Rich Gannon, at Oakland 12/24/00  
Brett Favre, Green Bay 9/27/98  
4 11 times, most recently, Drew Brees, at New Orleans 10/16/16

## PASSES HAD INTERCEPTED

- Most Passes Had Intercepted, Game  
6 Chris Chandler, St. Louis 12/12/04  
5 Josh Freeman, Tampa Bay 12/6/09  
Kurt Warner, at Arizona 11/1/09  
4 11 times, most recently, Jameis Winston, at Tampa Bay 10/4/15  
Most Pass Attempts, No Interceptions, Game  
51 Mike Glennon, at Tampa Bay 10/24/13  
48 Drew Brees, at New Orleans 10/3/10  
45 Tom Brady, at New England 10/1/17  
Matt Ryan, at Atlanta 12/31/17  
Matt Ryan, Atlanta 11/16/14  
Jeff Garcia, at San Francisco 10/17/99

## RECEIVING

- Most Receptions, Game  
13 Darren Sproles, New Orleans 9/16/12  
Joe Horn, at New Orleans 12/2/01  
12 Matt Forte, Chicago 10/5/14  
Julio Jones, at Atlanta 10/2/16  
10 15 times, most recently, James White, at New England, 10/1/17

## RECEIVING YARDS

- Most Receiving Yards, Game  
300 Julio Jones, at Atlanta 10/2/16  
208 Rod Gardner, at Washington 10/21/01  
200 Antonio Bryant, Tampa Bay 12/8/08  
Longest Pass Reception  
94 Jamal Anderson [from Chris Chandler], at Atlanta 9/23/01 [TD]  
87 Brandin Cooks [from Drew Brees], at New Orleans 10/16/16 [TD]  
86 Marques Colston [from Drew Brees], New Orleans 10/1/06 [TD]  
Marcus Pollard [from Joey Harrington], at Detroit 10/16/05

## AVERAGE PER RECEPTION

- Highest Average Per Reception, Game (min 3 rec)  
35.00 Early Doucet, at Arizona 9/11/11 [3-105]  
Marcus Pollard, at Detroit 10/16/05 [3-105]  
34.67 Julio Jones, Atlanta 12/11/11 [3-104]  
Joey Galloway, at Dallas 10/13/02 [3-104]  
Rod Gardner, at Washington 10/21/01 [6-208]

## TOUCHDOWN RECEPTIONS

- Most Touchdown Receptions, Game  
3 Hakeem Nicks, at New York Giants 9/12/10  
Derrick Mayes, Green Bay 9/27/98  
2 43 times, most recently, Robby Anderson, at New York Jets 11/26/17

## INTERCEPTIONS

- Most Interceptions, Game  
2 27 times, most recently, Keith Tandy, at Tampa Bay 1/1/17

## INTERCEPTION RETURN YARDS

- Most Interception Return Yards, Game  
85 Otis Smith, New England 1/6/02  
76 Eddie Jackson, at Chicago 10/22/17  
68 Nathan Vasher, at Chicago 11/20/05  
Longest Interception Return  
76 Eddie Jackson, at Chicago 10/22/17  
Otis Smith, New England 1/6/02  
67 Darrelle Revis, at New York Jets 11/29/09  
Lavar Arrington, at Washington 10/21/01  
64 2 times, most recently, Kenoy Kennedy, at Detroit 10/16/05

## TOUCHDOWNS

- Most Interceptions Returned for Touchdown, Game  
1 45 times, most recently, Eddie Jackson, at Chicago 10/22/17

## PUNTING

- Most Punts, Game  
11 Shane Lechler, at Oakland 11/9/08  
John Jett, Detroit 9/15/02  
10 3 times, most recently, Mitch Berger, New Orleans 1/2/05  
Longest Punt  
75 Johnny Hekker, at Los Angeles 11/6/16  
70 Michael Koenen, Atlanta 11/15/09  
69 Jon Ryan, Seattle 9/8/13  
Mitch Berger, at New Orleans 12/18/05

# OPPONENT RECORDS

## GROSS PUNTING AVERAGE

- Highest Punting Average, Game (min 4 att)  
55.20 Tim Masthay, at Green Bay 10/19/14 [5-276]  
53.20 Tress Way, Washington 11/22/15 [5-266]  
52.75 Thomas Morstead, at New Orleans 10/16/16 [4-211]

## INSIDE THE 20

- Most Punts Inside the 20, Game  
7 Thomas Morstead, New Orleans 1/3/10  
6 Jeff Feagles, New York Giants 12/10/06  
5 4 times, most recently, Bryan Anger,  
at Tampa Bay 1/11/17

## TOUCHBACKS

- Most Touchbacks, Game  
3 Chris Kluwe, Minnesota 12/20/09  
Brad Maynard, at Chicago 11/20/05  
Kyle Richardson, at Minnesota 9/22/02  
Mitch Berger, at Minnesota 11/19/00

## PUNTS HAD BLOCKED

- Most Punts Had Blocked, Game  
1 9 times, most recently,  
Ryan Quigley, New York Jets 12/15/13

## PUNT RETURNS

- Most Punt Returns, Game  
8 Trindon Holliday, Denver 11/11/12  
7 Marcus Thigpen, at Miami 11/24/13  
Johnnie Lee Higgins, at Oakland 11/9/08  
Michael Lewis, New Orleans 11/10/02  
Darrien Gordon, at Green Bay 9/29/02

## FAIR CATCHES

- Most Fair Catches, Game  
5 Vinny Sutherland, San Francisco 11/18/01  
Chad Morton, at New Orleans 10/15/00  
4 6 times, most recently,  
Brandin Cooks, New Orleans 10/30/14

## PUNT RETURN YARDS

- Most Punt Return Yards, Game  
168 Darrien Gordon, at Denver 11/9/97  
139 Michael Lewis, at New Orleans 12/29/02  
125 Trindon Holliday, Denver 11/11/12  
Longest Punt Return  
94 Tramon Williams, at Green Bay 11/18/07 [TD]  
89 Patrick Peterson, at Arizona 9/11/11 [TD]  
Reggie Swinton, Detroit 12/21/03 [TD]  
85 DeSean Jackson, Philadelphia 9/13/09 [TD]

## PUNT RETURN AVERAGE

- Highest Punt Return Average, Game (min 3 ret)  
33.60 Darrien Gordon, at Denver 11/9/97 [5-168]  
31.00 Harry Douglas, at Atlanta 11/23/08 [3-93]  
28.33 Darren Sproles, at Philadelphia 11/10/14 [3-85]

## TOUCHDOWNS

- Most Punt Returns for Touchdowns, Game  
2 Darrien Gordon, at Denver 11/9/97  
1 14 times, most recently, Marcus Sherels,  
Minnesota 9/25/16

## KICKOFF RETURNS

- Most Kickoff Returns, Game  
8 DeAndra Cobb, at Atlanta 1/1/06  
Aaron Stecker, at New Orleans 12/5/04  
7 5 times, most recently,  
Justin Miller, New York Jets 11/13/05

## KICKOFF RETURN YARDS

- Most Kickoff Return Yards, Game  
214 Aaron Stecker, at New Orleans, 12/5/04  
181 DeAndra Cobb, at Atlanta 1/1/06  
177 Andre Roberts, Washington 11/22/15  
Longest Kickoff Return  
101 Terry Kirby, at San Francisco 11/16/97 [TD]  
99 Andre Roberts, Washington 11/22/15 [TD]  
97 Adam Jones, at Cincinnati 10/12/14 [OT]  
Sammie Stroughter, at Tampa Bay 10/18/09 [TD]

## KICKOFF RETURN AVERAGE

- Highest Kickoff Return Average, Game (min 3 ret)  
47.30 Sammie Stroughter, at Tampa Bay 10/18/09 [3-142]  
45.00 David Reed, Baltimore 11/21/10 [3-135]  
44.33 Danial Manning, Chicago 10/10/10 [3-133]

## TOUCHDOWNS

- Most Kickoff Returns for Touchdowns, Game  
1 Andre Roberts, Washington 11/22/15  
Sammie Stroughter, at Tampa Bay 10/18/09  
Tim Dwight, at Atlanta 10/4/98  
Terry Kirby, at San Francisco 11/16/97

## COMBINED KICK RETURNS

- Most Combined Kick Returns, Game  
11 Johnnie Lee Higgins, at Oakland 11/9/08 [7-P, 4-K]  
Michael Lewis, New Orleans 11/10/02 [7-P, 4-K]  
Brian Mitchell, at Washington 10/3/99 [4-P, 7-K]  
Tyronne Hughes, New Orleans 10/22/95 [6-P, 5-K]

## COMBINED KICK RETURN YARDS

- Most Combined Kick Return Yards, Game  
214 Aaron Stecker, at New Orleans 12/5/04 [214-K]  
207 Roell Preston, Green Bay 9/27/98 [40-P, 167-K]  
201 Michael Lewis, at New Orleans 12/29/02  
[62-P, 139-K]

## TOUCHDOWNS

- Most Combined Kick Returns for Touchdowns, Game  
2 Darrien Gordon at Denver 11/9/97 [2-P]  
1 10 times, most recently, Marcus Sherels,  
vs Minnesota 9/25/16 [1-P]

## COMBINED NET YARDS

(Yards Gained Via Rushing, Receiving, Interception Return,  
Punt Return, Kickoff Return, and Fumble Return)

## COMBINED ATTEMPTS

- Most Combined Attempts, Game  
41 Ricky Williams, at New Orleans 10/15/00  
[38-R, 3-P]  
36 2 times, most recently,  
Julius Jones, Dallas 12/24/05 [34-R, 2-P]  
Most Combined Net Yards, Game  
300 Julio Jones, at Atlanta 10/2/16 [300-P]  
252 Marshall Faulk, St. Louis 12/23/01 [202-R, 50-P]  
235 Tim Dwight, Atlanta 11/28/99  
[3-R, 102-P, 115-KOR, 15-PR]

# OPPONENT RECORDS

## SACKS

### Most Sacks, Game

- 4.5 Mario Williams, at Buffalo 9/15/13
- 3.5 Connor Barwin, at Philadelphia 11/10/14  
Chris Doleman, at San Francisco 11/8/98  
Chris Doleman, at Atlanta 9/3/95
- 3.0 13 times, most recently,  
Everson Griffen, Minnesota 9/25/16

## FUMBLES

### Most Fumbles, Game

- 5 Josh Johnson, at Tampa Bay 10/18/09
- 4 Phillip Rivers, at San Diego 12/16/12  
Shaun King, Arizona 11/21/04
- 3 8 times, most recently,  
Jameis Winston, Tampa Bay 12/24/17

### Most Own Fumbles Recovered, Game

- 2 8 times, most recently,  
Mark Sanchez, at Philadelphia 11/10/14

### Most Opponent Fumbles Recovered, Game

- 2 7 times, most recently,  
Lavonte David, Tampa Bay 1/3/16

### Longest Fumble Return

- 102 Travis Davis, at Pittsburgh 12/26/99 [TD]
- 90 Keith Mitchell, New Orleans 11/12/00 [TD]
- 75 Eddie Jackson, at Chicago 10/22/17 [TD]

## TOUCHDOWNS

### Most Touchdowns, Game (Opponents Recovered)

- 1 25 times, most recently,  
Eddie Jackson, at Chicago 10/22/17

### Most Touchdowns, Game (Own Recovered)

- 1 Steve Breaston, Arizona 12/19/10  
Zach Wiegert, St. Louis 12/20/97

## BLOCKED KICKS

### Most Blocked Punts, Game

- 2 Osi Umenyiora, at New York Giants 12/28/03
- 1 14 times, most recently, Adam Thielen and  
Jasper Brinkley, at Minnesota 11/30/14

### Most Blocked Field Goals, Game

- 1 20 times, most recently, Dominique  
Rodgers-Cromartie, at New York Giants 12/20/15

### Most Blocked Point After Touchdowns, Game

- 1 Denico Autry, at Oakland 11/27/16  
Ahmad Brooks, San Francisco 9/18/16  
Kevin Williams, at New Orleans 12/6/15  
Patrick Robinson, New Orleans 10/9/11  
R. Edwards, at New England 12/20/09  
Cullen Jenkins, Green Bay 10/3/05  
Chad Hennings, at Dallas 10/11/98  
Travis Hall, at Atlanta 10/4/98

### Longest Return of Blocked Field Goal

- 72 Aeneas Williams, Arizona 11/19/95 [TD]

### Most Touchdowns With Blocked Kick Recovery

- 1 Everson Griffen, Minnesota 11/30/14 [P, 43 yds]  
Adam Thielen, Minnesota 11/30/14 [P, 30 yds]  
Geno Hayes, at Tampa Bay 10/12/08 [P, 22 yds]  
Brandon Lloyd, Chicago 9/14/08 [P, 9 yds]  
Chris Hayes, New York Jets 10/28/01 [P, 38 yds]  
Aeneas Williams, Arizona 11/19/95 [FG, 72 yds]

# INDIVIDUAL PLAYOFF RECORDS

## SERVICE

### Most Games Played, Career

- 11 Thomas Davis, 2005-2017
- 10 John Kasay, 1995-2010
- 9 Julius Peppers, 2002-2009, 2017
- Jordan Gross, 2003-2013
- Steve Smith, 2001-2013
- 8 Jake Delhomme, 2003-2009
- Nick Goings, 2001-2008
- Brad Hoover, 2000-2009
- Jason Kyle, 2001-2008
- Dante Wesley, 2002-2005, 2007-2009

### Most Games Started, Career

- 9 Julius Peppers, 2002-2009, 2017
- Jordan Gross, 2003-2013
- Steve Smith, 2001-2013
- 8 Thomas Davis 2005-2017
- Jake Delhomme, 2003-2009

## SCORING

### POINTS

#### Most Points, Career

- 81 John Kasay, 10 games [21 FG, 18 PAT]
- 60 Steve Smith, 9 games [10 TD: 8-P, 1-R, 1-RET]
- 54 Graham Gano, 7 games [12 FG, 18 PAT]

#### Most Points, Postseason

- 35 John Kasay, 2003 [9 FG, 8 PAT]
- 30 Steve Smith, 2005 [5 TD: 3-P, 1-R, 1-RET]
- 24 John Kasay, 2005 [6 FG, 6 PAT]

#### Most Points, Game

- 17 John Kasay, vs Dallas 1/3/04 [5 FG, 2 PAT]
- 14 Graham Gano, at New Orleans 1/7/18 [4 FG, 2 PAT]
- John Kasay, vs Dallas 1/5/97 [4 FG, 2 PAT]
- 12 5 times, most recently, Cam Newton, vs Arizona 1/24/16 [2 TD: 2-R]

### TOUCHDOWNS

#### Most Touchdowns, Career

- 10 Steve Smith, 9 games [8-P, 1-R, 1-RET]
- 5 Jonathan Stewart, 6 games [5-R]
- 3 Muhsin Muhammad, 7 games [2-P, 1-RET]

#### Most Touchdowns, Postseason

- 5 Steve Smith, 2005 [3-P, 1-R, 1-RET]
- 3 Jonathan Stewart, 2015 [3-R]
- Muhsin Muhammad, 2003 [2-P, 1-RET]
- Steve Smith, 2003 [3-P]
- 2 Kelvin Benjamin, 2014 [2-P]
- DeShaun Foster, 2003 [2-R]

#### Most Touchdowns, Game

- 2 Cam Newton, vs Arizona 1/24/16 [2-R]
- Jonathan Stewart, vs Seattle 1/17/16 [2-R]
- Kelvin Benjamin, at Seattle 1/10/15 [2-P]
- Steve Smith, at Chicago 1/15/06 [2-P]
- Steve Smith, at New York Giants 1/8/06 [1-P, 1-R]

### POINTS AFTER TOUCHDOWN (PATs)

#### Most PATs Attempted, Career

- 19 John Kasay, 10 games
- 18 Graham Gano, 7 games

#### Most PATs Attempted, Postseason

- 10 Graham Gano, 2015
- 8 John Kasay, 2003
- 7 John Kasay, 2005

#### Most PATs Attempted, Game

- 5 Graham Gano, vs Arizona 1/24/16
- 4 Graham Gano, vs Seattle 1/17/16
- 3 Graham Gano, vs Arizona 1/3/15
- John Kasay, at Chicago 1/15/06

#### Most PATs, Career

- 18 John Kasay, 10 games
- Graham Gano, 7 games

#### Most PATs, Postseason

- 10 Graham Gano, 2015
- 8 John Kasay, 2003
- 6 John Kasay, 2005

#### Most PATs, Game

- 5 Graham Gano, vs Arizona 1/24/16
- 4 Graham Gano, vs Seattle 1/17/16
- 3 Graham Gano, vs Arizona 1/3/15

### FIELD GOALS

#### Most Field Goals Attempted, Career

- 23 John Kasay, 10 games
- 15 Graham Gano, 7 games

#### Most Field Goals Attempted, Postseason

- 11 John Kasay, 2003
- 6 John Kasay, 2005
- John Kasay, 1996
- 5 Graham Gano, 2017
- Graham Gano, 2015

#### Most Field Goals Attempted, Game

- 5 Graham Gano, at New Orleans 1/7/18
- John Kasay, at St. Louis 1/10/04
- John Kasay, vs Dallas 1/3/04
- 4 John Kasay, vs Dallas 1/5/97

#### Most Field Goals, Career

- 21 John Kasay, 10 games
- 12 Graham Gano, 7 games

#### Most Field Goals, Postseason

- 9 John Kasay, 2003
- 6 John Kasay, 2005
- John Kasay, 1996
- 4 Graham Gano, 2017
- Graham Gano, 2015

#### Most Field Goals, Game

- 5 John Kasay, vs Dallas 1/3/04
- 4 Graham Gano, at New Orleans 1/7/18
- John Kasay, vs Dallas 1/5/97
- 3 3 times, most recently, John Kasay, at Chicago 1/15/06

#### Longest Field Goal

- 58 Graham Gano, at New Orleans 1/7/18
- 52 John Kasay, at St. Louis 1/1/04
- 50 John Kasay, vs New England 2/1/04 [Super Bowl XXXVIII]

#### Longest Field Goal, Attempted

- 58 Graham Gano, at New Orleans 1/7/18
- 53 John Kasay, at St. Louis 1/1/04 [LU]
- 52 John Kasay, at St. Louis 1/1/04

#### Highest Field Goal Percentage, Career (min 5 att)

- 91.30 John Kasay, 10 games [21-23]
- 80.00 Graham Gano, 7 games [12-15]

# INDIVIDUAL PLAYOFF RECORDS

Highest Field Goal Percentage, Postseason (min 1 att per game)

- 100.00 Graham Gano, 2013 [1-1]  
John Kasay, 2005, [6-6]  
John Kasay, 1996 [6-6]
- 81.82 John Kasay, 2003 [9-11]

## RUSHING

### RUSHING ATTEMPTS

Most Rushing Attempts, Career

- 101 Jonathan Stewart, 7 games
- 85 DeShaun Foster, 6 games
- 64 Stephen Davis, 4 games

Most Rushing Attempts, Postseason

- 64 Stephen Davis, 2003
- 50 Jonathan Stewart, 2015
- 43 DeShaun Foster, 2005

Most Rushing Attempts, Game

- 27 DeShaun Foster, at New York Giants 1/8/06
- 26 Stephen Davis, vs Dallas 1/3/04  
Anthony Johnson, vs Dallas 1/5/97
- 24 Jonathan Stewart, vs Arizona 1/3/15

### RUSHING YARDS

Most Rushing Yards, Career

- 474 Jonathan Stewart, 7 games
- 401 DeShaun Foster, 6 games
- 315 Stephen Davis, 4 games

Most Rushing Yards, Postseason

- 315 Stephen Davis, 2003
- 218 Jonathan Stewart, 2015
- 205 DeShaun Foster, 2005

Most Rushing Yards, Game

- 151 DeShaun Foster, at New York Giants 1/8/06
- 123 Jonathan Stewart, vs Arizona 1/3/15
- 106 Jonathan Stewart, vs Seattle 1/17/16

Most Games, 100 or More Rushing Yards, Career

- 2 Jonathan Stewart, 7 games
- 1 DeShaun Foster, 6 games  
Stephen Davis, 4 games  
Anthony Johnson, 2 games

Most Games, 100 or More Rushing Yards, Postseason

- 1 Jonathan Stewart, 2015, 2014  
DeShaun Foster, 2005  
Stephen Davis, 2003  
Anthony Johnson, 1996

Longest Run From Scrimmage

- 64 Stephen Davis, at St. Louis 1/10/04
- 59 Jonathan Stewart, vs Seattle 1/17/16
- 35 Jonathan Stewart, vs Arizona 1/3/15

### RUSHING TOUCHDOWNS

Most Rushing Touchdowns, Career

- 5 Jonathan Stewart, 7 games
- 2 Cam Newton, 6 games  
DeShaun Foster, 6 games
- 1 Steve Smith, 9 games  
Stephen Davis, 4 games  
Brad Hoover, 8 games

Most Rushing Touchdowns, Postseason

- 3 Jonathan Stewart, 2015
- 2 Cam Newton, 2015  
DeShaun Foster, 2003
- 1 Ted Ginn, Jr., 2015  
Jonathan Stewart, 2014 and 2008  
Steve Smith, 2005  
Stephen Davis, 2003  
Brad Hoover, 2003

Most Rushing Touchdowns, Game

- 2 Cam Newton, vs Arizona 1/24/16  
Jonathan Stewart, vs Seattle 1/17/16
- 1 Jonathan Stewart, vs Denver 2/7/16 [Super Bowl 50]  
Ted Ginn, Jr., vs Arizona 1/24/16  
Jonathan Stewart, vs Arizona 1/3/15  
Jonathan Stewart, vs Arizona 1/10/09  
Steve Smith, at New York Giants 1/8/06  
DeShaun Foster, vs New England 2/1/04 [Super Bowl XXXVIII]  
DeShaun Foster, at Philadelphia 1/18/04  
Stephen Davis, vs Dallas 1/3/04  
Brad Hoover, at St. Louis 1/10/04

## PASSING

### PASS ATTEMPTS

Most Pass Attempts, Career

- 226 Jake Delhomme, 8 games
- 224 Cam Newton, 7 games
- 59 Kerry Collins, 2 games

Most Pass Attempts, Postseason

- 102 Jake Delhomme, 2003
- 91 Cam Newton, 2015
- 90 Jake Delhomme, 2005

Most Pass Attempts, Game

- 41 Cam Newton, vs Denver 2/7/16 [Super Bowl 50]
- 40 Cam Newton, at New Orleans 1/7/18
- 37 Kerry Collins, at Green Bay 1/12/97

### COMPLETIONS

Most Completions, Career

- 134 Cam Newton, 7 games
- 130 Jake Delhomme, 8 games
- 31 Kerry Collins, 2 games

Most Completions, Postseason

- 59 Jake Delhomme, 2003
- 54 Jake Delhomme, 2005
- 53 Cam Newton, 2015

Most Completions, Game

- 24 Cam Newton, at New Orleans, 1/7/18  
Jake Delhomme, at Chicago 1/15/06
- 23 Cam Newton, at Seattle 1/10/15
- 19 Cam Newton, vs Arizona 1/24/16  
Kerry Collins, at Green Bay 1/12/97

### COMPLETION PERCENTAGE

Highest Completion Percentage, Career

- 59.82 Cam Newton, 7 games [224-134]
- 57.52 Jake Delhomme, 8 games [226-130]
- 52.54 Kerry Collins, 2 games [59-31]

ADMINISTRATION  
& COACHES

VETERANS

ROOKIES

2017 IN REVIEW

RECORDS

TEAM HISTORY

REFERENCE

# INDIVIDUAL PLAYOFF RECORDS

## Highest Completion Percentage, Postseason (Qualifiers)

64.00	Cam Newton, 2013 [25-16]
60.29	Cam Newton, 2014 [68-41]
60.00	Jake Delhomme, 2005 [90-54]

## Highest Completion Percentage, Game (min 20 att)

72.73	Cam Newton, vs Seattle 1/17/16 [22-16]
	Jake Delhomme, at Chicago 1/15/06 [33-24]
68.18	Jake Delhomme, at New York Giants 1/8/06 [22-15]
67.86	Cam Newton, vs Arizona 1/24/16 [28-19]

## PASSING YARDS

### Most Passing Yards, Career

1,847	Jake Delhomme, 8 games
1,821	Cam Newton, 7 games
315	Kerry Collins, 2 games

### Most Passing Yards, Postseason

987	Jake Delhomme, 2003
761	Cam Newton, 2015
655	Jake Delhomme, 2005

### Most Passing Yards, Game

349	Cam Newton, at New Orleans 1/7/18
335	Cam Newton, vs Arizona 1/24/16
323	Jake Delhomme, vs New England 2/1/04 [Super Bowl XXXVIII]

### Most Games, 300 or More Passing Yards, Career

2	Jake Delhomme, 8 games
2	Cam Newton, 7 games

### Longest Pass Completion

86	Cam Newton [to Corey Brown], vs Arizona 1/24/16 [TD]
85	Jake Delhomme [to Muhsin Muhammad], vs New England 2/1/04 [TD] [Super Bowl XXXVIII]
70	Jake Delhomme [to Steve Smith], vs Dallas 1/3/04

## TOUCHDOWN PASSES

### Most Touchdown Passes, Career

12	Jake Delhomme, 8 games
10	Cam Newton, 7 games
3	Kerry Collins, 2 games

### Most Touchdown Passes, Postseason

6	Jake Delhomme, 2003
5	Jake Delhomme, 2005
4	Cam Newton, 2014

### Most Touchdown Passes, Game

3	Jake Delhomme, at Chicago 1/15/06 Jake Delhomme, vs New England 2/1/04 [Super Bowl XXXVIII]
2	5 times, most recently, Cam Newton, at New Orleans 1/7/18

## PASSES HAD INTERCEPTED

### Most Passes Had Intercepted, Career

10	Jake Delhomme, 8 games
7	Cam Newton, 6 games
3	Kerry Collins, 2 games

### Most Passes Had Intercepted, Postseason

5	Jake Delhomme, 2008
4	Jake Delhomme, 2005
3	2 times, most recently, Cam Newton, 2014

### Most Passes Had Intercepted, Game

5	Jake Delhomme, vs Arizona 1/10/09
3	Jake Delhomme, at Seattle 1/22/06
2	3 times, most recently, Cam Newton, at Seattle 1/10/15

## RECEIVING

### Most Receptions, Career

51	Steve Smith, 9 games
35	Greg Olsen, 7 games
20	Muhsin Muhammad, 7 games

### Most Receptions, Postseason

27	Steve Smith, 2005
18	Steve Smith, 2003
16	Greg Olsen, 2015

### Most Receptions, Game

12	Steve Smith, at Chicago 1/15/06
10	Steve Smith, at New York Giants 1/8/06
8	Greg Olsen, at New Orleans Saints 1/7/18

## RECEIVING YARDS

### Most Receiving Yards, Career

856	Steve Smith, 9 games
488	Greg Olsen, 7 games
407	Muhsin Muhammad, 7 games

### Most Receiving Yards, Postseason

404	Steve Smith, 2003
352	Muhsin Muhammad, 2003
335	Steve Smith, 2005

### Most Receiving Yards, Game

218	Steve Smith, at Chicago 1/15/06
163	Steve Smith, at St. Louis 1/10/04
140	Muhsin Muhammad, vs New England 2/1/04 [Super Bowl XXXVIII]

### Most Games, 100 or More Yards Receiving, Career

3	Steve Smith, 9 games
2	Greg Olsen, 7 games Muhsin Muhammad, 7 games
1	Christian McCaffrey, 1 game Corey Brown, 5 games Ted Ginn, Jr., 4 games

### Most Games, 100 or More Yards Receiving, Postseason

2	Muhsin Muhammad, 2003 Steve Smith, 2003
---	--------------------------------------------

### Longest Pass Reception

86	Corey Brown, vs Arizona 1/24/16 [TD]
85	Muhsin Muhammad, vs New England 2/1/04 [TD] [Super Bowl XXXVIII]
70	Steve Smith, vs Dallas 1/3/04

## AVERAGE PER RECEPTION

### Highest Average Per Reception, Game (min 3 rec)

35.00	Muhsin Muhammad, vs New England 2/1/04 [4-140] [Super Bowl XXXVIII]
28.25	Corey Brown, vs Arizona 1/24/16 [4-113]
27.17	Steve Smith, at St. Louis 1/10/04 [6-163]

## TOUCHDOWN RECEPTIONS

### Most Touchdown Receptions, Career

8	Steve Smith, 9 games
2	Greg Olsen, 7 games Kelvin Benjamin, 2 games Muhsin Muhammad, 7 games

### Most Touchdown Receptions, Postseason

3	Steve Smith, 2005 Steve Smith, 2003
2	Kelvin Benjamin, 2014 Muhsin Muhammad, 2003

### Most Touchdown Receptions, Game

2	Kelvin Benjamin, at Seattle 1/10/15 Steve Smith, at Chicago 1/15/06
---	------------------------------------------------------------------------

# INDIVIDUAL PLAYOFF RECORDS

## INTERCEPTIONS

### Most Interceptions, Career

- 4 Ricky Manning, Jr., 7 games
- 3 Luke Kuechly, 6 games
- 2 Tre Boston, 5 games
- Kurt Coleman, 3 games
- Ken Lucas, 4 games
- Marlon McCree, 3 games
- Sam Mills, 2 games

### Most Interceptions, Postseason

- 4 Ricky Manning, Jr., 2003
- 2 Kurt Coleman, 2015
- Luke Kuechly, 2015
- Ken Lucas, 2005
- Marlon McCree, 2005
- Sam Mills, 1996
- 1 14 players, most recently, Mike Adams, 2017

### Most Interceptions, Game

- 3 Ricky Manning, Jr., at Philadelphia 1/18/04
- 2 Kurt Coleman, vs Arizona 1/24/16
- Marlon McCree, at New York Giants 1/8/06
- 1 21 times, most recently, Mike Adams at New Orleans 1/7/18

## INTERCEPTION RETURN YARDS

### Most Interception Return Yards, Career

- 49 Chad Cota, 2 games
- Pat Terrell, 2 games
- 37 Luke Kuechly, 6 games
- 34 Sam Mills, 2 games
- Julius Peppers, 8 games

### Most Interception Return Yards, Postseason

- 49 Chad Cota, 1996
- Pat Terrell, 1996
- 36 Luke Kuechly, 2015
- 34 Sam Mills, 1996
- Julius Peppers, 2003

### Most Interception Return Yards, Game

- 49 Chad Cota, vs Dallas 1/5/97
- Pat Terrell, vs Dallas 1/5/97
- 34 Julius Peppers, vs Dallas 1/3/04
- 24 Sam Mills, vs Dallas 1/5/97

### Longest Interception Return

- 49 Chad Cota, vs Dallas 1/5/97
- Pat Terrell, vs Dallas 1/5/97
- 34 Julius Peppers, vs Dallas 1/3/04
- 24 Sam Mills, vs Dallas 1/5/97

## TOUCHDOWNS

### Most Interception Returns for Touchdown, Career

- 2 Luke Kuechly, 6 games

### Most Interception Returns for Touchdown, Postseason

- 2 Luke Kuechly, 2015

### Most Interception Returns for Touchdown, Game

- 1 Luke Kuechly, vs Arizona 1/24/16
- Luke Kuechly, vs Seattle 1/17/16

## PUNTING

### Most Punts, Career

- 25 Brad Nortman, 6 games
- 21 Todd Sauerbrun, 4 games
- 20 Jason Baker, 4 games

### Most Punts, Postseason

- 21 Todd Sauerbrun, 2003
- 16 Jason Baker, 2005
- 15 Brad Nortman, 2015

### Most Punts, Game

- 7 Brad Nortman, vs Denver 2/7/16 [Super Bowl 50]
- Jason Baker, at Seattle 1/22/06
- Todd Sauerbrun, vs New England 2/1/04 [Super Bowl XXXVIII]
- Todd Sauerbrun, at Philadelphia 1/18/04
- 5 4 times, most recently, Brad Nortman, vs Seattle 1/17/16
- 4 4 times, most recently, Brad Nortman, at Seattle 1/10/15

### Longest Punt

- 61 Brad Nortman, vs Denver 2/7/16 [Super Bowl 50]
- 59 Todd Sauerbrun, at Philadelphia 1/18/04
- Todd Sauerbrun, vs Dallas 1/3/04
- 53 Michael Palardy, at New Orleans 1/7/18
- Jason Baker, vs Arizona 1/10/09

## PUNTING AVERAGE

### Highest Punting Average, Career (min 4 punts)

- 43.33 Todd Sauerbrun, 4 games [21-910]
- 40.48 Brad Nortman, 6 games [25-1,012]
- 36.60 Jason Baker, 4 games [20-792]

### Highest Punting Average, Postseason (Qualifiers)

- 48.00 Jason Baker, 2008 [4-192]
- 43.33 Todd Sauerbrun, 2003 [21-910]
- 41.47 Brad Nortman, 2015 [15-622]

### Highest Punting Average, Game (min 4 att)

- 48.40 Todd Sauerbrun, vs Dallas 1/3/04 [5-242]
- 48.00 Jason Baker, vs Arizona 1/10/09 [4-192]

### Highest Net Punting Average, Postseason (min 4 punts)

- 45.00 Brad Nortman, vs Denver 2/7/16 [7-315] [Super Bowl 50]
- 44.25 Jason Baker, 2008
- 37.71 Todd Sauerbrun, 2003
- 35.40 Brad Nortman, 2015

## INSIDE THE 20

### Most Punts Inside 20, Career

- 8 Brad Nortman, 6 games
- 7 Jason Baker, 4 games
- 5 Todd Sauerbrun, 4 games

### Most Punts Inside 20, Postseason

- 7 Jason Baker, 2005
- 5 Todd Sauerbrun, 2003
- 4 Brad Nortman, 2014

### Most Punts Inside 20, Game

- 3 Brad Nortman, vs Arizona 1/3/15
- Jason Baker, at Chicago 1/15/06
- 2 5 times, most recently, Brad Nortman, vs Seattle 1/17/16

# INDIVIDUAL PLAYOFF RECORDS

## TOUCHBACKS

### Most Touchbacks, Career

- Brad Nortman, 6 games  
Jason Baker, 4 games  
Todd Sauerbrun, 4 games
- Rohn Stark, 2 games

### Most Touchbacks, Postseason

- Jason Baker, 2005  
Todd Sauerbrun, 2003
- Brad Nortman, 2015, 2014  
Rohn Stark, 1996

### Most Touchbacks, Game

- 7 times, most recently, Brad Nortman, vs Denver 2/7/16 [Super Bowl 50]

## PUNT RETURNS

### Most Punt Returns, Career

- Ted Ginn, Jr., 4 games
- Steve Smith, 9 games
- Winslow Oliver, 2 games

### Most Punt Returns, Postseason

- Ted Ginn, Jr., 2015
- Steve Smith, 2003
- Steve Smith, 2005  
Winslow Oliver, 1996

### Most Punt Returns, Game

- Ted Ginn, Jr., vs Denver 2/7/16 [Super Bowl 50]  
Steve Smith, vs Dallas 1/3/04
- Kaelin Clay, at New Orleans 1/7/18  
Ted Ginn, Jr., vs Arizona 1/24/16  
Ted Ginn, Jr., vs San Francisco 1/12/14  
Steve Smith, at Chicago 1/15/06  
Winslow Oliver, vs Dallas 1/5/97

## PUNT RETURN YARDS

### Most Punt Return Yards, Career

- Steve Smith, 9 games
- Ted Ginn, Jr., 4 games
- Winslow Oliver, 2 games

### Most Punt Return Yards, Postseason

- Steve Smith, 2005
- Ted Ginn, Jr., 2015
- Ted Ginn, Jr., 2013

### Most Punt Return Yards, Game

- Steve Smith, at Seattle 1/22/06
- Ted Ginn, Jr., vs Arizona 1/24/16
- Ted Ginn, Jr., vs San Francisco 1/12/14

### Longest Punt Return

- Steve Smith, at Seattle 1/22/06 [TD]
- Ted Ginn, Jr., vs Arizona 1/24/16
- Ted Ginn, Jr., vs San Francisco 1/12/14

## PUNT RETURN AVERAGE

### Highest Punt Return Average, Career (min 3 att)

- 10.43 Steve Smith, 9 games [7-73]
- 8.38 Ted Ginn, Jr., 4 games [8-67]
- 7.00 Winslow Oliver, 2 games [3-21]

### Highest Punt Return Average, Postseason (Qualifiers)

- 19.33 Steve Smith, 2005 [3-58]
- 7.00 Winslow Oliver, 1996 [3-21]
- 6.67 Ted Ginn, Jr., 2015 [6-40]

### Highest Punt Return Average, Game (min 3 att)

- 4.33 Steve Smith, vs Dallas 1/3/04 [3-13]

## TOUCHDOWNS

### Most Punt Returns for Touchdown, Career

- Steve Smith, 9 games

### Most Punt Returns for Touchdown, Postseason

- Steve Smith, 2005

### Most Punt Returns for Touchdown, Game

- Steve Smith, at Seattle 1/22/06 [59]

## KICKOFF RETURNS

### Most Kickoff Returns, Career

- Rod Smart, 7 games
- Michael Bates, 2 games
- Jamal Robertson, 3 games

### Most Kickoff Returns, Postseason

- Rod Smart, 2003
- Michael Bates, 1996
- Jamal Robertson, 2005

### Most Kickoff Returns, Game

- Mark Jones, vs Arizona 1/10/09  
Michael Bates, vs Dallas 1/5/97  
Rod Smart, at St. Louis 1/10/04
- 5 times, most recently, Joe Webb vs Seattle 1/17/16
- 2 times, most recently, Ted Ginn, Jr., vs San Francisco 1/12/14

## KICKOFF RETURN YARDS

### Most Kickoff Return Yards, Career

- 359 Rod Smart, 7 games
- 214 Michael Bates, 2 games
- 186 Jamal Robertson, 3 games

### Most Kickoff Return Yards, Season

- 285 Rod Smart, 2003
- 214 Michael Bates, 1996
- 186 Jamal Robertson, 2005

### Most Kickoff Return Yards, Game

- 155 Michael Bates, vs Dallas 1/5/97
- 151 Mark Jones, vs Arizona 1/10/09
- 123 Rod Smart, at St. Louis 1/10/04

### Longest Kickoff Return

- 51 Michael Bates, vs Dallas 1/5/97
- 40 Rod Smart, at Philadelphia 1/18/04
- 39 Mark Jones, vs Arizona 1/10/09

## KICKOFF RETURN AVERAGE

### Highest Kickoff Return Average, Career (min 3 ret)

- 30.20 Mark Jones, 1 game [5-151]
- 23.78 Michael Bates, 2 games [9-214]
- 23.25 Jamal Robertson, 3 games [8-186]

### Highest Kickoff Return Average, Postseason (Qualifiers)

- 30.20 Mark Jones, 2008 [5-151]
- 23.78 Michael Bates, 1996 [9-214]
- 23.75 Rod Smart, 2003 [12-285]

### Highest Kickoff Return Average, Game (min 3 ret)

- 31.00 Michael Bates, vs Dallas 1/5/97 [5-155]
- 30.20 Mark Jones, vs Arizona 1/10/09 [5-151]
- 25.00 Jamal Robertson, at Chicago 1/15/06 [4-100]

## COMBINED KICK RETURNS

### Most Combined Kick Returns, Career

- Rod Smart, 7 games [16-K]
- Ted Ginn, Jr., 4 games [8-P, 3-K]
- Michael Bates, 2 games [9-K]
- Steve Smith, 9 games [7-P, 2-K]



# INDIVIDUAL PLAYOFF RECORDS

## Most Combined Kick Returns, Postseason

- 12 Rob Smart, 2003 [12-K]
- 9 Michael Bates, 1996 [9-K]
- 8 Jamal Robertson, 2005 [8-K]

## Most Combined Kick Returns, Game

- 6 Mark Jones, vs Arizona 1/10/09 [1-P, 5-K]
- 5 Ted Ginn, Jr., vs San Francisco 1/12/14 [2-P, 3-K]  
Rod Smart, at St. Louis 1/10/04 [5-K]  
Michael Bates, vs Dallas 1/5/97 [5-K]
- 4 6 times, most recently, Joe Webb,  
vs Seattle 1/17/16 [4-K]

## YARDS GAINED

### Most Combined Kick Return Yards, Career

- 359 Rod Smart, 7 games, [359-K]
- 214 Michael Bates, 2 games [214-K]
- 186 Jamal Robertson, 3 games [186-K]

### Most Combined Kick Return Yards, Postseason

- 285 Rod Smart, 2003 [285-K]
- 214 Michael Bates, 1996 [214-K]
- 186 Jamal Robertson, 2005 [186-K]

### Most Combined Kick Return Yards, Game

- 160 Mark Jones, vs Arizona 1/10/09 [9-P, 151-K]
- 155 Michael Bates, vs Dallas 1/5/97 [155-K]
- 123 Rod Smart, at St. Louis 1/10/04 [123-K]

## TOUCHDOWNS

### Most Combined Kick Returns for Touchdowns, Career

- 1 Steve Smith, 9 games [1-P]

### Most Combined Kick Returns for Touchdowns, Postseason

- 1 Steve Smith, 2005 [1-P]

### Most Combined Kick Returns for Touchdowns, Game

- 1 Steve Smith, at Seattle 1/22/06 [1-P]

## FUMBLES

### Most Fumbles, Career

- 6 Jake Delhomme, 8 games
- 5 Cam Newton, 7 games
- 2 DeShaun Foster, 6 games

### Most Fumbles, Postseason

- 3 Cam Newton, 2014  
Jake Delhomme, 2005
- 2 Cam Newton, 2015  
Mike Tolbert, 2015  
Jake Delhomme, 2003
- 1 14 times, most recently, Cameron Artis-Payne and  
Ted Ginn, Jr., 2015

### Most Fumbles, Game

- 2 Cam Newton, vs Denver 2/7/16 [Super Bowl 50]  
Mike Tolbert, vs Denver 2/7/16 [Super Bowl 50]  
Cam Newton, at Seattle 1/10/15  
Jake Delhomme, at Chicago 1/15/06

## OPPONENTS' FUMBLES RECOVERED

### Most Opponents' Fumbles Recovered, Career

- 1 Tre Boston, 5 games  
Kony Ealy, 5 games  
Luke Kuechly, 6 games  
Kevin Reddick, 2 games  
Lamar Lathon, 2 games  
Mike Minter, 7 games  
Mike Rucker, 7 games  
Dante Wesley, 8 games

### Most Opponents' Fumbles Recovered, Postseason

- 1 Tre Boston, 2015  
Kony Ealy, 2015  
Luke Kuechly, 2015  
Kevin Reddick, 2014  
Mike Rucker, 2005  
Dante Wesley, 2005  
Mike Minter, 2003  
Lamar Lathon, 1996

### Most Opponents' Fumbles Recovered, Game

- 1 Tre Boston, vs Arizona 1/24/16  
Kony Ealy, vs Denver 2/7/16 [Super Bowl 50]  
Luke Kuechly, vs Arizona 1/24/16  
Kevin Reddick, vs Arizona 1/3/15  
Mike Rucker, at New York Giants 1/8/06  
Dante Wesley, at New York Giants 1/8/06  
Mike Minter, vs Dallas 1/3/04  
Lamar Lathon, at Green Bay 1/12/97

## FORCED FUMBLES

### Most Forced Fumbles, Career

- 2 Charles Johnson, 7 games  
Will Witherspoon, 7 games
- 1 Kurt Coleman, 4 games  
Kony Ealy, 5 games  
Kawann Short, 6 games  
Melvin White, 3 games  
Wes Horton, 2 games  
Jarrod Cooper, 3 games  
Brett Maxie, 2 games  
Mike Minter, 7 games  
Julius Peppers, 8 games

### Most Forced Fumbles, Postseason

- 2 Charles Johnson, 2015

### Most Forced Fumbles, Game

- 1 Kurt Coleman, at New Orleans 1/7/18  
Kony Ealy, vs Denver 2/7/16 [Super Bowl 50]  
Charles Johnson, vs Denver 2/7/16 [Super Bowl 50]  
Charles Johnson, vs Arizona 1/24/16  
Kawann Short, vs Arizona 1/24/16  
Wes Horton, at Seattle 1/10/15  
Melvin White, vs Arizona 1/3/15  
Julius Peppers, at Chicago 1/15/06  
Will Witherspoon, at New York Giants 1/8/06  
Jarrod Cooper, at Philadelphia 1/18/04  
Mike Minter, at Philadelphia 1/18/04  
Will Witherspoon, vs Dallas 1/3/04  
Brett Maxie, vs Dallas 1/5/97

## TOUCHDOWNS

### Most Fumble Returns for Touchdown, Career

- 1 Muhsin Muhammad, 7 games

### Most Fumble Returns for Touchdown, Postseason

- 1 Muhsin Muhammad, 2003

### Most Fumble Returns for Touchdown, Game

- 1 Muhsin Muhammad, at St. Louis 1/10/04

# INDIVIDUAL PLAYOFF RECORDS

## COMBINED NET YARDS

(Via Rushing, Receiving, Interception Return,  
Punt Return, Kickoff Return, Fumble Return)

### COMBINED ATTEMPTS

Most Combined Attempts, Career

- 110 Jonathan Stewart, 7 games
- 92 DeShaun Foster, 6 games
- 66 Stephen Davis, 4 games

Most Combined Attempts, Postseason

- 66 Stephen Davis, 2003
- 47 DeShaun Foster, 2003
- 45 DeShaun Foster, 2005

Most Combined Attempts, Game

- 28 DeShaun Foster, at New York Giants 1/8/06
- 27 Stephen Davis, vs Dallas 1/3/04
- Anthony Johnson, vs Dallas 1/5/97
- 25 Jonathan Stewart, vs Arizona 1/3/15

### YARDS GAINED

Most Combined Net Yards, Career

- 1,015 Steve Smith, 9 games
- 523 Jonathan Stewart, 7 games
- 443 DeShaun Foster, 6 games

Most Combined Net Yards, Postseason

- 467 Steve Smith, 2003
- 431 Steve Smith, 2005
- 366 Muhsin Muhammad, 2003

Most Combined Net Yards, Game

- 243 Steve Smith, at Chicago 1/15/06
- 170 Steve Smith, at St. Louis 1/10/04
- 160 Mark Jones, vs Arizona 1/10/09

## TACKLES

Most Tackles, Career

- 76 Dan Morgan, 7 games
- 66 Thomas Davis, 11 games
- 66 Luke Kuechly, 7 games

Most Tackles, Postseason

- 57 Dan Morgan, 2003
- 43 Mike Minter, 2003
- 37 Will Witherspoon, 2003

Most Tackles, Game

- 25 Dan Morgan, vs New England 2/1/04  
[Super Bowl XXXVIII]
- 18 Mike Minter, vs New England 2/1/04 [Super Bowl XXXVIII]
- 16 Will Witherspoon, vs New England 2/1/04  
[Super Bowl XXXVIII]
- 15 Luke Kuechly, vs San Francisco 1/12/14

## SACKS

Most Sacks, Career

- 5.0 Charles Johnson, 7 games
- 4.0 Kawann Short, 7 games
- 3.0 Kony Ealy, 5 games

Most Sacks, Postseason

- 3.0 Kony Ealy, 2015
- Charles Johnson, 2015

- 2.0 Kawann Short, 2015
- Charles Johnson, 2014
- Jordan Carstens, 2005
- 1.5 Brenton Buckner, 2003
- Al Wallace, 2003

Most Sacks, Game

- 3.0 Kony Ealy, vs Denver 2/7/16 [Super Bowl 50]
- 2.0 Charles Johnson, vs Arizona 1/3/15
- 1.5 Brenton Buckner, at Philadelphia 1/18/04

## BLOCKED KICKS

Most Blocked Field Goals, Career

- 1 Shane Burton, 4 games

Most Blocked Field Goals, Season

- 1 Shane Burton, 2003

Most Blocked Field Goals, Game

- 1 Shane Burton, vs New England 2/1/04  
[Super Bowl XXXVIII]

# TEAM PLAYOFF RECORDS

## ATTENDANCE

### Largest Home Attendance, Postseason Game

- 74,294 vs Arizona 1/24/16
- 74,287 vs Seattle 1/17/16
- 73,784 vs San Francisco 1/12/14

### Largest Road Attendance, Postseason Game

- 79,378 New York Giants 1/8/06
- 73,186 New Orleans Saints 1/7/18
- 71,525 vs New England 2/1/04 [Super Bowl XXXVIII]

## GAMES WON

### Most Wins, Postseason

- 3 2003
- 2 2015, 2005
- 1 2014, 1996

## SCORING

### POINTS

#### Most Points, Postseason

- 101 2003 [4 games]
- 90 2015 [3 games]
- 66 2005 [3 games]

#### Fewest Points, Postseason

- 10 2013 [1 game]
- 13 2008 [1 game]
- 44 2014 [2 games]

#### Most Points, Game

- 49 vs Arizona 1/24/16
- 31 vs Seattle 1/17/16
- 29 at St. Louis 1/10/04
- vs Dallas 1/3/04
- vs New England 2/1/04 [Super Bowl XXXVIII]
- at Chicago 1/15/06

#### Fewest Points, Game

- 10 vs Denver 2/7/16 [Super Bowl 50]
- vs San Francisco 1/12/14
- 13 vs Arizona 1/10/09
- at Green Bay 1/12/97
- 14 at Seattle 1/22/06
- at New York Giants 1/8/06

#### Most Points, Both Teams, Game

- 64 Carolina [49] vs Arizona [15] 1/24/16
- 61 Carolina [29] vs New England [32] 2/1/04 [Super Bowl XXXVIII]
- 57 Carolina [26] at New Orleans [31] 1/7/18

#### Fewest Points, Both Teams, Game

- 17 Carolina [14] at Philadelphia [3] 1/18/04
- 23 Carolina [23] at New York Giants [0] 1/8/06
- 30 Carolina [29] vs Dallas [10] 1/3/04

#### Most Points Overcome to Win Game

- 6 at St. Louis 1/10/04 [down 0-6, won 29-23]
- 4 vs Arizona 1/3/15 [down 10-14, won 27-16]
- 3 vs Dallas 1/5/97 [down 0-3, won 26-17]

#### Most Points, First Half

- 31 vs Seattle 1/17/16
- 24 vs Arizona 1/24/16
- 17 vs Dallas 1/5/97

#### Most Points, Second Half

- 25 vs Arizona 1/24/16
- 19 vs New England 2/1/04 [Super Bowl XXXVIII]
- 17 at New Orleans 1/7/18

#### Most Points, One Quarter

- 19 at New England 2/1/04 [4th] [Super Bowl XXXVIII]
- 17 vs Arizona 1/24/16 [1st]
- vs Seattle 1/17/16 [2nd]
- 15 vs Arizona 1/24/16 [4th]

#### Most Points, First Quarter

- 17 vs Arizona 1/24/16
- 14 vs Seattle 1/17/16
- 10 vs Arizona 1/3/15

#### Most Points, Second Quarter

- 17 vs Seattle 1/17/16
- 10 at Seattle 1/10/15
- vs San Francisco 1/12/14
- at New York Giants 1/8/06
- at New England 2/1/04 [Super Bowl XXXVIII]
- at St. Louis 1/10/04
- vs Dallas 1/3/04
- vs Dallas 1/5/97

#### Most Points, Third Quarter

- 14 vs Arizona 1/3/15
- 10 vs Arizona 1/24/16
- 7 at Chicago 1/15/06
- at New York Giants 1/8/06
- at Philadelphia 1/18/04
- vs Dallas 1/3/04

#### Most Points, Fourth Quarter

- 19 at New England 2/1/04 [Super Bowl XXXVIII]
- 15 vs Arizona 1/24/16
- 14 at New Orleans 1/7/18

#### Most Points, Overtime

- 6 at St. Louis 1/10/04

### TOUCHDOWNS

#### Most Touchdowns, Postseason

- 11 2015 [3 games]
- 2003 [4 games]
- 7 2005 [3 games]
- 5 2014 [2 games]

#### Fewest Touchdowns, Postseason

- 1 2013 [1 game]
- 2 2017 [1 game]
- 2008 [1 game]
- 3 1996 [2 games]

#### Most Touchdowns, Game

- 6 vs Arizona 1/24/16
- 4 vs Seattle 1/17/16
- vs New England 2/1/04 [Super Bowl XXXVIII]
- 3 vs Arizona 1/3/15
- at Chicago 1/15/06
- at St. Louis 1/10/04

#### Most Touchdowns, Both Teams, Game

- 8 Carolina [6] vs Arizona [2] 1/24/16
- Carolina [4] vs New England [4] 2/1/04 [Super Bowl XXXVIII]

# TEAM PLAYOFF RECORDS

- 7 Carolina [4] vs Seattle [3] 1/17/16
- 6 Carolina [2] at New Orleans [4] 1/7/18
- Carolina [2] at Seattle [4] 1/10/15
- Carolina [2] at Seattle [4] 1/22/06
- Carolina [3] at Chicago [3] 1/15/06

## POINTS AFTER TOUCHDOWN

### Most Points After Touchdown, Postseason

- 10 2015 [3 games]
- 8 2003 [4 games]
- 6 2005 [3 games]

### Fewest Points After Touchdown, Postseason

- 1 2013 [1 game]
- 2008 [1 game]
- 2 2017 [1 game]
- 3 1996 [2 games]

### Most Points After Touchdown, Game

- 5 vs Arizona 1/24/16
- 4 vs Seattle 1/17/16
- 3 vs Arizona 1/3/15

### Most Points After Touchdown, Both Teams, Game

- 7 Carolina [4] vs Seattle [3] 1/17/16
- 6 Carolina [2] at New Orleans [4] 1/7/18
- Carolina [5] vs Arizona [1] 1/24/16
- Carolina [2] at Seattle [4] 1/10/15
- Carolina [2] at Seattle [4] 1/22/06
- Carolina [2] vs New England [4] 2/1/04 [Super Bowl XXXVIII]

## FIELD GOALS

### Most Field Goal Attempts, Postseason

- 11 2003 [4 games]
- 6 2005 [3 games]
- 1996 [2 games]
- 5 2017 [1 game]
- 2015 [3 games]

### Fewest Field Goal Attempts, Postseason

- 0 2008 [1 game]
- 1 2013 [1 game]
- 4 2014 [2 games]

### Most Field Goal Attempts, Game

- 5 at New Orleans 1/7/18
- at St. Louis 1/10/04
- vs Dallas 1/3/04
- 4 vs Dallas 1/5/97
- 3 vs Arizona 1/3/15
- at Chicago 1/15/06
- at New York Giants 1/8/06

### Most Field Goal Attempts, Both Teams, Game

- 11 Carolina [5] at St. Louis [6], 2 OT, 1/10/04
- 7 Carolina [4] vs Dallas [3] 1/5/97
- 6 Carolina [5] at New Orleans [1] 1/7/18
- Carolina [5] vs Dallas [1] 1/3/04
- Carolina [2] at Green Bay [4] 1/12/97

### Most Field Goals, Postseason

- 9 2003 [4 games]
- 6 2005 [3 games]
- 1996 [2 games]
- 4 2017 [1 game]
- 2015 [3 games]

### Fewest Field Goals, Postseason

- 0 2008 [1 game]
- 1 2013 [1 game]
- 3 2014 [2 games]

### Most Field Goals, Game

- 5 vs Dallas 1/3/04
- 4 at New Orleans 1/7/18
- vs Dallas 1/5/97
- 3 at Chicago 1/15/06
- at New York Giants 1/8/06
- at St. Louis 1/10/04

### Most Field Goals, Both Teams, Game

- 8 Carolina [3] at St. Louis [5] 1/10/04
- 7 Carolina [4] at Dallas [3] 1/5/97
- 6 Carolina [5] vs Dallas [1] 1/3/04

## FIRST DOWNS

### Most First Downs, Postseason

- 71 2003 [4 games]
- 61 2015 [3 games]
- 55 2005 [3 games]

### Fewest First Downs, Postseason

- 16 2008 [1 game]
- 18 2013 [1 game]
- 24 2017 [1 game]

### Most First Downs, Game

- 25 vs Arizona 1/3/15
- 24 at New Orleans 1/7/18
- at St. Louis 1/10/04

### Fewest First Downs, Game

- 11 at Seattle 1/22/06
- 12 at Green Bay 1/12/97
- 14 at Philadelphia 1/18/04

### Most First Downs, Rushing, Postseason

- 27 2003 [4 games]
- 23 2015 [3 games]
- 21 2005 [3 games]

### Fewest First Downs, Rushing, Postseason

- 4 2008 [1 game]
- 5 2017 [1 game]
- 7 2013 [1 game]

### Most First Downs, Rushing, Game

- 13 at New York Giants 1/8/06
- 12 vs Arizona 1/3/15
- 10 at St. Louis 1/10/04

### Fewest First Downs, Rushing, Game

- 1 at Green Bay 1/12/97
- 2 at Seattle 1/22/06
- 3 vs New England 2/1/04 [Super Bowl XXXVIII]

### Most First Downs, Passing, Postseason

- 38 2003 [4 games]
- 33 2015 [3 games]
- 30 2005 [3 games]

### Fewest First Downs, Passing, Postseason

- 9 2013 [1 game]
- 11 2008 [1 game]
- 18 1996 [2 games]

# TEAM PLAYOFF RECORDS

## Most First Downs, Passing, Game

- 16 at New Orleans 1/7/18
- 14 at Seattle 1/10/15  
at Chicago 1/15/06
- 12 vs Seattle 1/17/16  
vs New England 2/1/04 [Super Bowl XXXVIII]  
at St. Louis 1/10/04

## Fewest First Downs, Passing, Game

- 5 at Philadelphia 1/18/04
- 7 at Seattle 1/22/06  
vs Dallas 1/5/97
- 9 vs Arizona 1/3/15  
vs San Francisco 1/12/14  
at New York Giants 1/8/06  
vs Dallas 1/3/04

## Most First Downs, Penalty, Postseason

- 6 2003 [4 games]
- 5 2015 [3 games]  
2014 [2 games]
- 4 2005 [3 games]

## Fewest First Downs, Penalty, Postseason

- 1 2008 [1 game]
- 2 2013 [1 game]
- 3 2017 [1 game]  
1996 [2 games]

## Most First Downs, Penalty, Game

- 4 vs Arizona 1/3/15
- 3 at New Orleans 1/7/18  
vs Denver 2/7/16 [Super Bowl 50]  
vs Dallas 1/5/97
- 2 5 times, most recently, vs Arizona 1/24/16

## PLAYS

### Most Plays, Postseason

- 242 2003 [4 games]
- 205 2015 [3 games]
- 185 2005 [3 games]

### Fewest Plays, Postseason

- 51 2008 [1 game]
- 54 2013 [1 game]
- 71 2017 [1 game]

### Most Plays, Game

- 75 vs Denver 2/7/16 [Super Bowl 50]
- 74 vs Arizona 1/3/15
- 71 at New Orleans 1/7/18  
at New York Giants 1/8/06  
at St. Louis 1/10/04

### Fewest Plays, Game

- 49 at Seattle 1/22/06
- 51 vs Arizona 1/10/09
- 53 vs New England 2/1/04 [Super Bowl XXXVIII]  
at Green Bay 1/12/97

### Most Plays, Drive

- 15 at New Orleans 1/7/18 [MFG]  
vs Seattle 1/17/16 [TD]
- 14 at Seattle 1/10/15 [TD]  
at New York Giants 1/8/06 [FG]
- 13 at Seattle 1/10/15 [FG]  
vs San Francisco 1/12/14 [Punt]  
vs San Francisco 1/12/14 [FG]  
at St. Louis 1/10/04 [FG]

## NET YARDS

### Most Net Yards, Postseason

- 1,508 2003 [4 games]
- 1,086 2015 [3 games]
- 981 2005 [3 games]

### Fewest Net Yards, Postseason

- 269 2008 [1 game]
- 325 2013 [1 game]
- 413 2017 [1 game]

### Most Net Yards, Game

- 485 at St. Louis 1/10/04
- 476 vs Arizona 1/24/16
- 434 at Chicago 1/15/06

### Fewest Net Yards, Game

- 212 at Seattle 1/22/06
- 227 vs Dallas 1/5/97
- 251 at Green Bay 1/12/97

### Most Net Yards, Drive

- 95 vs New England 2/1/04 [TD] [Super Bowl XXXVIII]
- 91 vs Seattle 1/17/16 [TD]
- 90 vs New England 2/1/04 [TD] [Super Bowl XXXVIII]

### Highest Average Gain, Postseason

- 6.23 2003 [242-1,508]
- 6.02 2013 [54-325]
- 5.82 2017 [71-413]

### Lowest Average Gain, Postseason

- 4.27 1996 [112-478]
- 5.27 2014 [142-748]  
2008 [51-269]
- 5.30 2015 [205-1,086]  
2005 [185-981]

## RUSHING

### RUSHING ATTEMPTS

#### Most Rushing Attempts, Postseason

- 131 2003 [4 games]
- 105 2015 [3 games]
- 88 2005 [3 games]

#### Fewest Rushing Attempts, Postseason

- 15 2008 [1 game]
- 24 2013 [1 game]
- 26 2017 [1 game]

#### Most Rushing Attempts, Game

- 45 at New York Giants 1/8/06
- 41 vs Arizona 1/3/15  
at St. Louis 1/10/04
- 40 at Philadelphia 1/18/04

#### Fewest Rushing Attempts, Game

- 12 at Seattle 1/22/06
- 14 at Green Bay 1/12/197
- 15 vs Arizona 1/10/09

#### Most Rushing Attempts, Both Teams, Game

- 66 Carolina [40] at Philadelphia [26] 1/18/04
- 64 Carolina [41] at St. Louis [23] 1/10/04
- 63 Carolina [12] at Seattle [51] 1/22/06

#### Fewest Rushing Attempts, Both Teams, Game

- 51 Carolina [16] vs New England [35] 2/1/04 [SB XXXVIII]
- 52 Carolina [34] vs Dallas [18] 1/3/04
- 53 Carolina [37] vs Arizona [16] 1/24/16  
Carolina [41] vs Seattle [12] 1/17/16

# TEAM PLAYOFF RECORDS

## RUSHING YARDS

### Most Rushing Yards, Postseason

- 570 2003 [4 games]
- 414 2015 [3 games]
- 382 2005 [3 games]

### Fewest Rushing Yards, Postseason

- 75 2008 [1 game]
- 93 2013 [1 game]
- 107 2017 [1 game]

### Most Rushing Yards, Game

- 223 at New York Giants 1/8/06
- 216 at St. Louis 1/10/04
- 188 vs Arizona 1/3/15

### Fewest Rushing Yards, Game

- 36 at Seattle 1/22/06
- 45 at Green Bay 1/12/97
- 75 vs Arizona 1/10/09

### Most Rushing Yards, Both Teams, Game

- 292 Carolina [155] at Philadelphia [137] 1/18/04
- 280 Carolina [216] vs St. Louis [64] 1/10/04
- 264 Carolina [223] at New York Giants [41] 1/8/06

### Fewest Rushing Yards, Both Teams, Game

- 148 Carolina [107] at New Orleans [41] 1/7/18
- 179 Carolina [107] vs Dallas [72] 1/03/04
- 208 Carolina [118] vs Denver [90] 2/7/16 [Super Bowl 50]

## AVERAGE RUSHING GAIN

### Highest Average Gain, Rushing, Postseason

- 5.00 2008 [15-75]
- 4.51 2014 [71-320]
- 4.35 2003 [131-570]

### Lowest Average Gain, Rushing, Postseason

- 3.37 1996 [51-172]
- 3.88 2013 [24-93]
- 3.94 2015 [105-414]

### Highest Average Gain, Rushing, Game (min 15 att)

- 5.75 vs New England 2/1/04 [16-92] [Super Bowl XXXVIII]
- 5.27 at St. Louis 1/10/04 [41-216]
- 5.00 vs Arizona 1/10/09 [15-75]

### Lowest Average Gain, Rushing, Game (min 15 att)

- 3.15 vs Dallas 1/3/04 [34-107]
- 3.43 vs Dallas 1/5/97 [37-127]
- 3.51 vs Seattle 1/17/16 [41-144]

## RUSHING TOUCHDOWNS

### Most Rushing Touchdowns, Postseason

- 6 2015 [3 games]
- 4 2003 [4 games]
- 1 2014 [2 games]
- 2008 [1 game]
- 2005 [3 games]

### Fewest Rushing Touchdowns, Postseason

- 0 2017 [1 game]
- 2013 [1 game]
- 1996 [2 games]
- 1 2014 [2 games]
- 2008 [1 game]
- 2005 [3 games]

### Most Rushing Touchdowns, Game

- 3 vs Arizona 1/24/16
- 2 vs Seattle 1/17/16
- 1 vs Arizona 1/3/15
- vs Arizona 1/10/09
- at New York Giants 1/8/06
- vs New England 2/1/04 [Super Bowl XXXVIII]
- at Philadelphia 1/18/04
- at St. Louis 1/10/04
- vs Dallas 1/3/04

## PASSING

## PASSING ATTEMPTS

### Most Pass Attempts, Postseason

- 103 2003 [4 games]
- 91 2015 [3 games]
- 90 2005 [3 games]

### Fewest Pass Attempts, Postseason

- 25 2013 [1 game]
- 34 2008 [1 game]
- 41 2017 [1 game]

### Most Pass Attempts, Game

- 41 at New Orleans 1/7/18
- vs Denver 2/7/16 [Super Bowl 50]
- 37 at Green Bay 1/12/197
- 36 at Seattle 1/10/15

### Fewest Pass Attempts, Game

- 14 at Philadelphia 1/18/04
- 22 vs Seattle 1/17/16
- at New York Giants 1/8/06
- vs Dallas 1/5/97
- 25 vs San Francisco 1/12/14

### Most Pass Attempts, Both Teams, Game

- 81 Carolina [33] vs New England [48] 2/1/04 [Super Bowl XXXVIII]
- 74 Carolina [41] at New Orleans [33] 1/7/18
- Carolina [33] at Chicago [41] 1/15/06
- 73 Carolina [27] at St. Louis [46] 1/10/04

### Fewest Pass Attempts, Both Teams, Game

- 40 Carolina [22] at New York Giants [18] 1/8/06
- 50 Carolina [14] at Philadelphia [36] 1/18/04
- 55 Carolina [25] vs San Francisco [30] 1/12/14

## COMPLETIONS

### Most Completions, Postseason

- 59 2003 [4 games]
- 54 2005 [3 games]
- 53 2015 [3 games]

### Fewest Completions, Postseason

- 16 2013 [1 game]
- 17 2008 [1 game]
- 24 2017 [1 game]

### Most Completions, Game

- 24 at New Orleans 1/7/18
- at Chicago 1/15/06
- 23 at Seattle 1/10/15
- 19 vs Arizona 1/24/16
- at Green Bay 1/12/97

# TEAM PLAYOFF RECORDS

## Fewest Completions, Game

- 9 at Philadelphia 1/18/04
- 12 vs Dallas 1/5/97
- 15 at Seattle 1/22/06  
at New York Giants 1/8/06

## Most Completions, Both Teams, Game

- 48 Carolina [16] vs New England [32] 2/1/04  
[Super Bowl XXXVIII]
- 47 Carolina [24] at New Orleans [23] 1/7/18  
Carolina [16] vs Seattle [31] 1/17/16
- 43 Carolina [16] at St. Louis [27] 1/10/04

## Fewest Completions, Both Teams, Game

- 25 Carolina [15] at New York Giants [10] 1/8/06
- 26 Carolina [9] at Philadelphia [17] 1/18/04
- 30 Carolina [12] vs Dallas [18] 1/5/97

## NET YARDS PASSING

### Most Net Yards, Passing, Postseason

- 938 2003 [4 games]
- 672 2015 [3 games]
- 599 2005 [3 games]

### Fewest Net Yards, Passing, Postseason

- 194 2008 [1 game]
- 232 2013 [1 game]
- 306 2017 [1 game]  
1996 [2 games]

### Most Net Yards, Passing, Game

- 324 vs Arizona 1/24/16
- 311 at Chicago 1/15/06
- 306 at New Orleans 1/7/18

### Fewest Net Yards, Passing, Game

- 100 vs Dallas 1/5/97
- 101 at Philadelphia 1/18/04
- 112 at New York Giants 1/8/06

### Most Net Yards, Passing, Both Teams, Game

- 763 Carolina [476] vs Arizona [287] 1/24/16
- 698 Carolina [295] vs Seattle [403] 1/17/16
- 675 Carolina [306] at New Orleans [369] 1/7/18

### Fewest Net Yards, Passing, Both Teams, Game

- 203 Carolina [112] at New York Giants [91] 1/8/06
- 248 Carolina [100] vs Dallas [148] 1/5/97
- 249 Carolina [198] vs Arizona [51] 1/3/15

## TIMES SACKED

### Most Times Sacked, Postseason

- 9 2015 [3 games]
- 8 2003 [4 games]
- 7 2005 [3 games]

### Fewest Times Sacked, Postseason

- 2 2008 [1 game]  
1996 [2 games]
- 3 2014 [2 games]
- 4 2017 [1 game]

### Most Times Sacked, Game

- 7 vs Denver 2/7/16 [Super Bowl 50]
- 5 vs San Francisco 1/12/14
- 4 at New Orleans 1/7/18  
at New York Giants 1/8/06  
vs New England 2/1/04 [Super Bowl XXXVIII]

## COMPLETION PERCENTAGE

### Highest Completion Percentage, Postseason

- 64.00 2013 [25-16] [1 game]
- 60.29 2014 [68-41] [2 games]
- 60.00 2017 [40-24] [1 game]  
2005 [90-54] [3 games]

### Lowest Completion Percentage, Postseason

- 50.00 2008 [34-17] [1 game]
- 52.54 1996 [59-31] [2 games]
- 57.28 2003 [103-59] [4 games]

## TOUCHDOWN PASSES

### Most Touchdown Passes, Postseason

- 6 2003 [4 games]
- 5 2005 [3 games]
- 4 2014 [2 games]

### Fewest Touchdown Passes, Postseason

- 1 2013 [1 game]  
2008 [1 game]
- 2 2017 [1 game]
- 3 2015 [3 games]  
1996 [2 games]

### Most Touchdown Passes, Game

- 3 at Chicago 1/15/06  
vs New England 2/1/04 [Super Bowl XXXVIII]
- 2 5 times, most recently, at New Orleans 1/7/18
- 1 9 times, most recently, vs Seattle 1/17/16

### Most Touchdown Passes, Both Teams, Game

- 6 Carolina [3] vs New England [3] 2/1/04  
[Super Bowl XXXVIII]
- 5 Carolina [2] at Seattle [3] 1/10/15
- 4 Carolina [2] at New Orleans [2] 1/7/18  
Carolina [1] vs Seattle [3] 1/17/16  
Carolina [3] at Chicago [1] 1/15/06

## PASSES HAD INTERCEPTED

### Most Passes Had Intercepted, Postseason

- 5 2008 [1 game]
- 4 2005 [3 games]
- 3 2014 [2 games]  
1996 [2 games]

### Fewest Passes Had Intercepted, Postseason

- 0 2017 [1 game]
- 1 2003 [4 games]
- 2 2015 [3 games]  
2013 [2 games]

### Most Passes Had Intercepted, Game

- 5 vs Arizona 1/10/09
- 3 at Seattle 1/22/06
- 2 at Seattle 1/10/15  
vs San Francisco 1/12/14  
at Green Bay 1/12/97

### Most Passes Had Intercepted, Both Teams, Game

- 6 Carolina [5] vs Arizona [1] 1/10/09
- 5 Carolina [1] vs Arizona [4] 1/24/16
- 4 Carolina [1] vs Dallas [3] 1/5/97  
Carolina [0] at Philadelphia [4] 1/18/04  
Carolina [1] at St. Louis [3] 1/10/04

# TEAM PLAYOFF RECORDS

## PUNTING

### Most Punts, Postseason

- 22 2003 [4 games]
- 16 2005 [3 games]
- 15 2015 [3 games]

### Fewest Punts, Season

- 2 2013 [1 game]
- 4 2008 [1 game]
- 6 1996 [2 games]

### Most Punts, Game

- 8 at Philadelphia 1/18/04
- 7 vs Denver 2/7/16 [Super Bowl 50]  
at Seattle 1/22/06  
vs New England 2/1/04 [Super Bowl XXXVIII]
- 5 4 times, most recently, vs Seattle 1/17/16

### Fewest Punts, Game

- 1 vs Dallas 1/5/97
- 2 vs San Francisco 1/12/14  
at St. Louis 1/10/04
- 3 at New Orleans 1/7/18  
vs Arizona 1/24/16

## PUNTING YARDS

### Most Punting Yards, Postseason

- 931 2003
- 622 2015
- 600 2005

### Fewest Punting Yards, Postseason

- 84 2013
- 192 2008
- 219 1996

### Most Punting Yards, Game

- 315 vs Denver 2/7/16 [Super Bowl 50]
- 310 vs New England 2/1/04 [Super Bowl XXXVIII]
- 306 at Philadelphia 1/18/04

### Fewest Punting Yards, Game

- 39 vs Dallas 1/5/97
- 73 at St. Louis 1/10/04
- 84 vs San Francisco 1/12/14

## AVERAGE GROSS PUNTING YARDAGE

### Highest Punting Average, Postseason

- 48.33 2017 [3-145]
- 48.00 2008 [4-192]
- 42.32 2003 [22-931]

### Lowest Punting Average, Postseason

- 36.50 1996 [6-219]
- 37.50 2005 [16-600]
- 38.25 2014 [8-306]

## INSIDE THE 20

### Most Punts Inside the Opponents 20 Yard Line, Postseason

- 7 2005 [3 games]
- 6 2003 [4 games]
- 4 2014 [2 games]

### Fewest Punts Inside the Opponents 20 Yard Line, Postseason

- 0 2008 [1 game]
- 1 2017 [1 game]
- 2013 [1 game]
- 2 1996 [2 games]

### Most Punts Inside the Opponents 20 Yard Line, Game

- 3 vs Arizona 1/3/15  
at Chicago 1/15/06  
at Philadelphia 1/18/04
- 2 vs Seattle 1/17/16  
at Seattle 1/22/06  
at New York Giants 1/8/06  
at St. Louis 1/10/04
- 1 5 times, most recently, vs Denver 2/7/16 [Super Bowl 50]

## PUNT RETURNS

### Most Punt Returns, Postseason

- 6 2015 [3 games]
- 4 2003 [4 games]
- 3 2005 [3 games]
- 1996 [2 games]

### Fewest Punt Returns, Postseason

- 1 2014 [2 games]
- 2008 [1 game]
- 2 2017 [1 game]
- 2013 [1 game]
- 3 2005 [3 games]
- 1996 [2 games]

### Most Punt Returns, Game

- 3 vs Denver 2/7/16 [Super Bowl 50]  
vs Dallas 1/3/04
- 2 at New Orleans 1/7/18  
vs Arizona 1/24/16  
vs San Francisco 1/12/14  
at Chicago 1/15/06  
vs Dallas 1/5/97

### Fewest Punt Returns, Game

- 0 4 times, most recently, at Seattle 1/10/15
- 1 5 times, most recently, vs Seattle 1/17/16

## FAIR CATCHES

### Most Fair Catches, Postseason

- 9 2014 [2 games]
- 5 2015 [3 games]
- 4 2003 [4 games]

### Fewest Fair Catches, Postseason

- 0 2013 [1 game]
- 2005 [3 games]
- 1 1996 [2 games]

### Most Fair Catches, Game

- 5 vs Arizona 1/3/15
- 4 at Seattle 1/10/15
- 2 vs Denver 2/7/16 [Super Bowl 50]  
vs Arizona 1/24/16  
vs Arizona 1/10/09

## PUNT RETURN YARDS

### Most Punt Return Yards, Postseason

- 58 2005 [3 games]
- 40 2015 [3 games]
- 27 2013 [1 game]

### Fewest Punt Return Yards, Postseason

- 0 2014 [2 games]
- 9 2008 [1 game]
- 11 2017 [1 game]



# TEAM PLAYOFF RECORDS

## Most Punt Return Yards, Game

- 59 at Seattle 1/22/06
- 38 vs Arizona 1/24/16
- 27 vs San Francisco 1/12/14

## Fewest Punt Return Yards, Game

- 1 at Chicago 1/15/06
- 0 6 times, most recently, vs Seattle 1/17/16
- 2 vs New England 2/1/04 [Super Bowl XXXVIII]

## PUNT RETURN AVERAGE

### Highest Punt Return Average, Postseason

- 19.33 2005 [3-58]
- 13.50 2013 [2-27]
- 9.00 2008 [1-9]

### Lowest Punt Return Average, Postseason

- 0.00 2014 [1-0]
- 3.75 2003 [4-15]
- 5.5 2017 [2-11]

## TOUCHDOWNS RETURNING PUNTS

### Most Touchdowns, Punt Returns, Postseason

- 1 2005 [3 games]

### Most Touchdowns, Punt Returns, Game

- 1 at Seattle 1/22/06

## KICKOFF RETURNS

### Most Kickoff Returns, Postseason

- 17 2003 [4 games]
- 12 2005 [3 games]
- 1996 [2 games]
- 7 2008 [1 game]

### Fewest Kickoff Returns, Postseason

- 0 2017 [1 game]
- 4 2014 [2 games]
- 2013 [1 game]
- 7 2015 [3 games]
- 2008 [1 game]

### Most Kickoff Returns, Game

- 7 vs Arizona 1/10/09
- at Seattle 1/22/06
- at Green Bay 1/12/97
- 6 vs New England 2/1/04 [Super Bowl XXXVIII]
- at St. Louis 1/10/04
- 5 vs Dallas 1/5/97

### Fewest Kickoff Returns, Game

- 0 at New Orleans 1/7/18
- 1 vs Arizona 1/24/16
- vs Arizona 1/3/15
- at New York Giants 1/8/06
- 2 vs Denver 2/7/16 [Super Bowl 50]
- at Philadelphia 1/18/04

## KICKOFF RETURN YARDS

### Most Kickoff Return Yards, Postseason

- 374 2003 [4 games]
- 260 2005 [3 games]
- 241 1996 [2 games]

### Fewest Kickoff Return Yards, Postseason

- 0 2017 [1 game]
- 78 2013 [1 game]
- 86 2014 [2 games]

## Most Kickoff Return Yards, Game

- 155 vs Arizona 1/10/09
- vs Dallas 1/5/97
- 143 at Seattle 1/22/06
- 142 at St. Louis 1/10/04

## Fewest Kickoff Return Yards, Game

- 0 at New Orleans 1/7/18
- 17 at New York Giants 1/8/06
- 19 vs Arizona 1/24/16
- 20 vs Arizona 1/3/15

## KICKOFF RETURN AVERAGE

### Highest Kickoff Return Average, Postseason

- 22.14 2008 [7-155]
- 22.00 2003 [17-374]
- 21.67 2005 [12-260]

### Lowest Kickoff Return Average, Postseason

- 0.00 2017 [0-0]
- 17.14 2015 [7-120]
- 19.50 2013 [4-78]

## FUMBLES

### Most Fumbles, Postseason

- 6 2015 [3 games]
- 2014 [2 games]
- 5 2005 [3 games]
- 4 2003 [4 games]
- 1996 [2 games]

### Fewest Fumbles, Postseason

- 0 2013 [1 game]
- 1 2017 [1 game]
- 2008 [1 game]
- 4 2003 [4 games]
- 1996 [2 games]

### Most Fumbles, Game

- 4 vs Denver 2/7/16 [Super Bowl 50]
- 3 at Seattle 1/10/15
- vs Arizona 1/3/15
- at Chicago 1/15/06
- 2 vs Seattle 1/17/16
- vs Dallas 1/5/97
- at Green Bay 1/12/97

### Fewest Fumbles, Game

- 0 vs Arizona 1/24/16
- vs San Francisco 1/12/14

## FUMBLES LOST

### Most Fumbles Lost, Postseason

- 3 2015 [3 games]
- 2014 [2 games]
- 2 1996 [2 games]
- 1 2008 [1 game]
- 2005 [3 games]
- 2003 [4 games]

### Fewest Fumbles Lost, Postseason

- 0 2017 [1 game]
- 2013 [1 game]
- 1 2008 [1 game]
- 2005 [3 games]
- 2003 [4 games]

# TEAM PLAYOFF RECORDS

## Most Fumbles Lost, Game

- 3 vs Denver 2/7/16 [Super Bowl 50]
- 2 vs Arizona 1/3/15
- 1 at Seattle 1/10/15  
vs Arizona 1/10/09  
at Seattle 1/22/06  
vs New England 2/1/04 [Super Bowl XXXVIII]  
at Green Bay 1/12/97  
vs Dallas 1/5/97

## FUMBLES RECOVERED

### Most Fumbles Recovered, Own and Opponents, Postseason

- 7 2015 [3 own, 4 opp]
- 6 2005 [4 own, 2 opp]
- 4 2003 [3 own, 1 opp]

### Fewest Fumbles Recovered, Own and Opponents, Postseason

- 0 2017 [0 own, 0 opp]  
2013 [0 own, 0 opp]  
2008 [0 own, 0 opp]
- 2 2014 [1 own, 1 opp]
- 3 1996 [2 own, 1 opp]

### Most Fumbles Recovered, Own and Opponents, Game

- 3 vs Arizona 1/24/16 [0 own, 3 opp]  
at Chicago 1/15/06 [3 own, 0 opp]  
at New York Giants 1/8/06 [1 own, 2 opp]
- 2 vs Seattle 1/17/16 [2 own, 0 opp]  
vs Arizona 1/3/15 [1 own, 1 opp]  
vs Dallas 1/3/04 [1 own, 1 opp]  
at Green Bay 1/12/97 [1 own, 1 opp]
- 1 at Philadelphia 1/18/04 [1 own]  
at St. Louis 1/10/04 [1 own]  
vs Dallas 1/5/97 [1 own]

### Most Own Fumbles Recovered, Postseason

- 4 2005 [3 games]
- 3 2015 [3 games]  
2003 [4 games]
- 2 1996 [2 games]

### Fewest Own Fumbles Recovered, Postseason

- 0 2017 [1 game]  
2013 [1 game]  
2008 [1 game]
- 1 2014 [2 games]
- 2 1996 [2 games]

### Most Opponents Fumbles Recovered, Postseason

- 4 2015 [3 games]
- 2 2005 [3 games]
- 1 2014 [2 games]  
2003 [4 games]  
1996 [2 games]

### Fewest Opponents Fumbles Recovered, Postseason

- 0 2017 [1 game]  
2013 [1 game]  
2008 [1 game]
- 1 2014 [2 games]  
2003 [4 games]  
1996 [2 games]

### Most Own Fumbles Recovered, Game

- 3 at Chicago 1/15/06
- 2 vs Seattle 1/17/16  
at Seattle 1/10/15
- 1 8 times, last vs Denver 2/7/16 [Super Bowl 50]

## Most Opponents Fumbles Recovered, Game

- 3 vs Arizona 1/24/16
- 2 at New York Giants 1/8/06
- 1 vs Denver 2/7/16 [Super Bowl 50]  
vs Arizona 1/3/15  
vs Dallas 1/3/04  
at Green Bay 1/12/97

## TOUCHDOWNS

### Most Touchdowns, Fumbles Recovered, Own and Opponents, Postseason

- 1 2003 [1 own]

### Most Touchdowns, Fumbles Recovered, Own and Opponents, Game

- 1 at St. Louis 1/10/04 [1 own]

## TURNOVERS

(Number of times losing the ball on interceptions and fumbles)

### Most Turnovers, Postseason

- 6 2014 [3 ints, 3 fum]  
2008 [5 ints, 1 fum]
- 5 2015 [2 ints, 3 fum]  
2005 [4 ints, 1 fum]  
1996 [3 ints, 2 fum]
- 2 2013 [2 ints]  
2003 [1 int, 1 fum]

### Fewest Turnovers, Postseason

- 0 2017 [0 ints, 0 fum]
- 2 2013 [2 ints]  
2003 [1 int, 1 fum]

### Most Turnovers, Game

- 6 vs Arizona 1/10/09 [5 ints, 1 fum]
- 4 vs Denver 2/7/16 [1 int, 3 fum] [Super Bowl 50]  
at Seattle 1/22/06 [3 ints, 1 fum]
- 3 at Seattle 1/10/15 [2 ints, 1 fum]  
vs Arizona 1/3/15 [1 int, 2 fum]  
at Green Bay 1/12/97 [2 ints, 1 fum]

### Most Turnovers, Both Teams, Game

- 8 Carolina [1] vs Arizona [7] 1/24/16
- 7 Carolina [6] vs Arizona [1] 1/10/09
- 6 Carolina [3] vs Arizona [3] 1/3/15
- 5 Carolina [4] vs Denver [1] 2/7/16 [Super Bowl 50]  
Carolina [0] at New York Giants [5] 1/08/06  
Carolina [3] at Green Bay [2] 1/12/97  
Carolina [2] vs Dallas [3] 1/05/97

### Fewest Turnovers, Both Teams, Game

- 0 Carolina [0] at New Orleans [0] 1/7/18
- 2 Carolina [0] vs Seattle [2] 1/17/16  
Carolina [2] vs San Francisco [0] 1/12/14  
Carolina [1] vs New England [1] 2/01/04 [Super Bowl XXXVIII]  
Carolina [1] at Chicago [1] 1/15/06  
Carolina [0] vs Dallas [2] 1/03/04

# TEAM PLAYOFF RECORDS

## PENALTIES

### Fewest Penalties, Postseason

- 2 2017 [1 game]
- 6 2008 [1 game]
- 8 2013 [1 game]

### Most Penalties, Postseason

- 30 2003 [4 games]
- 21 2005 [3 games]
- 20 2015 [3 games]

### Fewest Penalties, Game

- 0 vs Dallas 1/3/04
- 2 at New Orleans 1/7/18
- 3 vs Seattle 1/17/16

### Most Penalties, Game

- 13 at St. Louis 1/10/04
- 12 vs Denver 2/7/16 [Super Bowl 50]  
vs New England 2/1/04 [Super Bowl XXXVIII]
- 9 at Chicago 1/15/06

### Fewest Penalties, Both Teams, Game

- 2 Carolina [0] vs Dallas [2] 1/3/04
- 6 Carolina [3] vs Seattle [3] 1/17/16
- 9 Carolina [2] at New Orleans [7] 1/7/18
- Carolina [5] at Philadelphia [4] 1/18/04
- Carolina [7] at New York Giants [2] 1/8/06
- Carolina [4] at Green Bay [5] 1/12/97

### Most Penalties, Both Teams, Game

- 20 Carolina [12] vs New England [8] 2/1/04 [Super Bowl XXXVIII]
- 18 Carolina [12] vs Denver [6] 2/7/16 [Super Bowl 50]
- Carolina [13] at St. Louis [5] 1/10/04
- 15 Carolina [8] vs Arizona [7] 1/3/15

## YARDS PENALIZED

### Fewest Yards Penalized, Postseason

- 18 2017 [1 game]
- 40 2008 [1 game]
- 63 1996 [2 games]

### Most Yards Penalized, Postseason

- 200 2003 [4 games]
- 172 2015 [3 games]
- 159 2005 [3 games]

### Fewest Yards Penalized, Game

- 0 vs Dallas 1/3/04
- 18 at New Orleans 1/7/18
- 25 vs Seattle 1/17/16  
at Green Bay 1/12/97

### Most Yards Penalized, Game

- 102 vs Denver 2/7/16 [Super Bowl 50]
- 92 at St. Louis 1/10/04
- 80 vs Arizona 1/3/15

### Fewest Yards Penalized, Both Teams, Game

- 11 Carolina [0] vs Dallas [11] 1/3/04
- 45 Carolina [25] vs Seattle [20] 1/17/16
- 67 Carolina [52] at New York Giants [15] 1/8/06

### Most Yards Penalized, Both Teams, Game

- 153 Carolina [102] vs Denver [51] 2/7/16 [Super Bowl 50]
- 133 Carolina [73] vs New England [60] 2/1/04 [Super Bowl XXXVIII]
- 125 Carolina [92] at St. Louis [33] 1/10/04

## TIME OF POSSESSION

### Highest Average Time of Possession, Postseason

- 35:35 2014 [2 games]
- 35:01 2015 [3 games]
- 33:49 2017 [1 game]

### Lowest Average Time of Possession, Postseason

- 20:11 2008 [1 game]
- 25:40 1996 [2 games]
- 29:48 2003 [4 games]

### Highest Time of Possession, Game

- 42:45 at New York Giants 1/8/06
- 41:06 at St. Louis 1/10/04 [2 OT]
- 37:06 vs Arizona 1/3/15

### Lowest Time of Possession, Game

- 18:09 at Seattle 1/22/06
- 20:11 vs Arizona 1/10/09
- 21:02 vs New England 2/1/04 [Super Bowl XXXVIII]

### Highest Time of Possession, Drive

- 8:59 vs San Francisco 1/12/14 [13-73-FG]
- 8:55 at New York Giants 1/8/06 [14-55-FG]
- 8:44 vs Seattle 1/17/16 [15-91-TD]

### Highest Time of Possession, Scoring Drive

- 8:59 vs San Francisco 1/12/14 [13-73-FG]
- 8:55 at New York Giants 1/8/06 [14-55-FG]
- 8:44 vs Seattle 1/17/16 [15-91-TD]

### Lowest Time of Possession, Scoring Touchdown

- 0:06 at New York Giants 1/8/06 [1-12]
- 0:07 vs San Francisco 01/12/14 [1-31]
- 0:14 vs Arizona 1/3/15 [1-39]

# DEFENSIVE PLAYOFF RECORDS

## SCORING

### Fewest Points Allowed, Postseason

- 23 2013 [1 game]
- 31 2017 [1 game]
- 33 2008 [1 game]

### Most Points Allowed, Postseason

- 68 2003 [4 games]
- 63 2015 [3 games]
- 55 2005 [3 games]

### Fewest Points Allowed, Game

- 0 at New York Giants 1/8/06
- 3 at Philadelphia 1/18/04
- 10 vs Dallas 1/3/04

### Most Points Allowed, Game

- 34 at Seattle 1/22/06
- 33 vs Arizona 1/10/09
- 32 vs New England 2/1/04 [Super Bowl XXXVIII]

### Fewest Touchdowns Allowed, Postseason

- 2 2013 [1 game]
- 3 2008 [1 game]

### Most Touchdowns Allowed, Postseason

- 7 2015 [3 games]
- 2005 [3 games]
- 6 2014 [2 games]
- 2003 [4 games]
- 4 2017 [1 game]
- 1996 [2 games]

### Fewest Touchdowns Allowed, Game

- 0 at New York Giants 1/8/06
- at Philadelphia 1/18/04
- 1 at St. Louis 1/10/04
- vs Dallas 1/3/04
- vs Dallas 1/5/97
- 2 4 times, most recently, vs Denver 2/7/16 [Super Bowl 50]

### Most Touchdowns Allowed, Game

- 4 at New Orleans 1/7/18
- at Seattle 1/10/15
- at Seattle 1/22/06
- vs New England 2/1/04 [Super Bowl XXXVIII]
- 3 4 times, most recently, vs Seattle 1/17/16
- 2 4 times, most recently, vs Denver 2/7/16 [Super Bowl 50]

## FIRST DOWNS

### Fewest First Downs Allowed, Postseason

- 21 2017 [1 game]
- 2008 [1 game]
- 2013 [1 game]
- 24 2014 [2 games]
- 43 1996 [2 games]

### Most First Downs Allowed, Postseason

- 80 2003 [4 games]
- 59 2005 [3 games]
- 55 2015 [3 games]

### Fewest First Downs Allowed, Game

- 8 vs Arizona 1/3/15
- 9 at New York Giants 1/8/06
- 10 vs Dallas 1/3/04

### Most First Downs Allowed, Game

- 29 vs New England 2/1/04 [Super Bowl XXXVIII]
- 27 at Seattle 1/22/06
- 23 vs Seattle 1/17/16
- at Chicago 1/15/06
- at St. Louis 1/10/04

### Fewest First Downs Allowed, Rushing, Postseason

- 3 2017 [1 game]
- 5 2013 [1 game]
- 7 2014 [2 games]

### Most First Downs Allowed, Rushing, Postseason

- 22 2003 [4 games]
- 20 2005 [3 games]
- 15 1996 [2 games]

### Fewest First Downs Allowed, Rushing, Game

- 1 at New York Giants 1/8/06
- 2 vs Arizona 1/3/15
- 3 at New Orleans 1/7/18
- vs Dallas 1/3/04

### Most First Downs Allowed, Rushing, Game

- 13 at Seattle 1/22/06
- 10 at Green Bay 1/12/97
- 8 vs Arizona 1/10/09
- at Philadelphia 1/18/04

### Fewest First Downs Allowed, Passing, Postseason

- 10 2008 [1 game]
- 11 2013 [1 game]
- 15 2014 [2 games]

### Most First Downs Allowed, Passing, Postseason

- 50 2003 [4 games]
- 37 2015 [3 games]
- 28 2005 [3 games]

### Fewest First Downs Allowed, Passing, Game

- 5 vs Denver 2/7/16 [Super Bowl 50]
- vs Arizona 1/3/15
- 6 at New York Giants 1/8/06
- 7 at Philadelphia 1/18/04
- vs Dallas 1/3/04

### Most First Downs Allowed, Passing, Game

- 19 vs New England 2/1/04 [Super Bowl XXXVIII]
- 18 vs Seattle 1/17/16
- 17 at New Orleans 1/7/18
- at St. Louis 1/10/04

### Fewest First Downs Allowed, Penalty, Postseason

- 1 2017 [1 game]
- 2 2014 [2 games]
- 3 2008 [1 game]

### Most First Downs Allowed, Penalty, Postseason

- 11 2005 [3 games]
- 8 2003 [4 games]
- 5 2013 [1 game]

### Most First Downs Allowed, Penalty, Game

- 6 at Chicago 1/15/06
- 5 vs San Francisco 1/12/14
- 4 vs Dallas 1/5/97

# DEFENSIVE PLAYOFF RECORDS

## OFFENSIVE PLAYS

### Fewest Plays Allowed, Postseason

56	2017 [1 game]
65	2013 [1 game]
76	2008 [1 game]

### Most Plays Allowed, Postseason

278	2003 [4 games]
185	2005 [3 games]
181	2015 [3 games]

### Fewest Plays Allowed, Game

35	at New York Giants 1/8/06
47	vs Arizona 1/3/15
52	at Seattle 1/10/15

### Most Plays Allowed, Game

83	at New England 2/1/04 [Super Bowl XXXVIII]
81	at Seattle 1/22/06
76	vs Arizona 1/10/09

### Fewest Rushing Plays Allowed, Postseason

22	2017 [1 game]
34	2013 [1 game]
43	2014 [2 games]
	2008 [1 game]

### Most Rushing Plays Allowed, Postseason

102	2003 [4 games]
91	2005 [3 games]
69	1996 [2 games]

### Fewest Rushing Plays Allowed, Game

12	vs Seattle 1/17/16
13	at New York Giants 1/8/06
15	vs Arizona 1/3/15

### Most Rushing Plays Allowed, Game

51	at Seattle 1/22/06
45	at Green Bay 1/12/97
43	vs Arizona 1/10/09

### Fewest Passing Attempts Allowed, Postseason

30	2013 [1 game]
32	2008 [1 game]
33	2017 [1 game]

### Most Passing Attempts Allowed, Postseason

166	2003 [4 games]
112	2015 [3 games]
87	2005 [3 games]

### Fewest Passing Attempts Allowed, Game

18	at New York Giants 1/8/06
22	at Seattle 1/10/15
23	vs Denver 2/7/16 [Super Bowl 50]

### Most Passing Attempts Allowed, Game

48	vs Seattle 1/17/16
	at New England 2/1/04 [Super Bowl XXXVIII]
46	at St. Louis 1/10/04 [OT]
41	vs Arizona 1/24/16
	at Chicago 1/15/06

### Most Plays Allowed, Drive

15	at St. Louis 1/10/04 [TD]
	at Green Bay 1/12/97 [TD]
14	3 times, most recently, at New England 2/1/04 [MFG]
	[Super Bowl XXXVIII]
13	3 times, most recently, vs San Francisco 1/12/14 [FG]

## NET YARDS ALLOWED

### Fewest Net Yards Allowed, Postseason

315	2013 [1 game]
360	2008 [1 game]
410	2017 [1 game]

### Most Net Yards Allowed, Postseason

1,354	2003 [4 games]
884	2015 [3 games]
807	2005 [3 games]

### Fewest Net Yards Allowed, Game

78	vs Arizona 1/3/15
132	at New York Giants 1/8/06
194	vs Denver 2/7/16 [Super Bowl 50]

### Most Net Yards Allowed, Game

481	at New England 2/1/04 [Super Bowl XXXVIII]
479	at Green Bay 1/12/97
410	at New Orleans 1/7/18

### Most Net Yards Allowed, Drive

81	at Philadelphia 1/18/04 [INT]
	at St. Louis 1/10/04 [FG]
80	at New Orleans 1/7/18 [TD]
	vs Arizona 1/24/16 [TD]
	vs San Francisco 1/12/14 [TD]
78	at New England 2/1/04 [TD] [Super Bowl XXXVIII]
	at Dallas 1/5/97 [FG]

## RUSHING

### Fewest Rushing Yards Allowed, Postseason

41	2017 [1 game]
126	2013 [1 game]
127	2014 [2 games]

### Most Rushing Yards Allowed, Postseason

400	2003 [4 games]
328	2005 [3 games]
297	1996 [2 games]

### Fewest Rushing Yards Allowed, Game

27	vs Arizona 1/3/15
41	at New Orleans 1/7/18
	at New York Giants 1/8/06
60	vs Arizona 1/24/16

### Most Rushing Yards Allowed, Game

201	at Green Bay 1/12/97
190	at Seattle 1/22/06
145	vs Arizona 1/10/09

### Lowest Average Rushing Gain Allowed, Postseason

1.86	2017 [22-41, 1 game]
2.95	2014 [43-127, 2 games]
3.37	2008 [43-145, 1 game]

### Highest Average Rushing Gain Allowed, Postseason

4.30	1996 [69-297, 2 games]
4.07	2015 [91-328, 3 games]
3.92	2003 [102-400, 4 games]

### Lowest Average Rushing Gain Allowed, Game (min 15 att)

1.80	vs Arizona 1/3/15 [15-27]
1.86	at New Orleans 1/7/18 [22-41]
2.78	at St. Louis 1/10/04 [23-64] [OT]

### Highest Average Rushing Gain Allowed, Game (min 15 att)

6.50	vs Seattle 1/17/16 [12-78]
5.27	at Philadelphia 1/18/04 [26-137]
4.47	at Green Bay 1/12/97 [45-201]

# DEFENSIVE PLAYOFF RECORDS

ADMINISTRATION  
& COACHES

VETERANS

ROOKIES

2017 IN REVIEW

RECORDS

TEAM HISTORY

REFERENCE

## Fewest Rushing Touchdowns Allowed, Postseason

- 1 2014 [2 games]
- 2013 [1 game]
- 2008 [1 game]
- 1996 [2 games]
- 2 2017 [1 game]
- 2015 [3 games]
- 3 2003 [4 games]

## Most Rushing Touchdowns Allowed, Postseason

- 4 2005 [3 games]
- 3 2003 [4 games]
- 2 2015 [3 games]
- 2017 [1 game]

## Most Rushing Touchdowns Allowed, Game

- 2 at New Orleans 1/7/18
- at Seattle 1/22/06
- at Chicago 1/15/06
- 1 9 times, most recently, vs Denver 2/7/16 [Super Bowl 50]
- 0 5 times, most recently, vs Seattle 1/17/16

## PASSING

### Fewest Net Passing Yards Allowed, Postseason

- 189 2013 [1 game]
- 215 2008 [1 game]
- 299 2014 [2 games]

### Most Net Passing Yards Allowed, Postseason

- 954 2003 [4 games]
- 656 2015 [3 games]
- 479 2005 [3 games]

### Fewest Net Passing Yards Allowed, Game

- 51 vs Arizona 1/3/15
- 91 at New York Giants 1/8/06
- 104 vs Denver 2/7/16 [Super Bowl 50]

### Most Net Passing Yards Allowed, Game

- 369 at New Orleans 1/7/18
- 354 at New England 2/1/04 [Super Bowl XXXVIII]
- 325 vs Seattle 1/17/16

### Fewest Touchdown Passes Allowed, Postseason

- 1 2013 [1 game]
- 2 2017 [1 game]
- 2008 [1 game]

### Most Touchdowns Passes Allowed, Postseason

- 4 2015 [3 games]
- 2014 [2 games]
- 3 2005 [3 games]
- 2003 [4 games]
- 1996 [2 games]

### Most Touchdown Passes, Allowed, Game

- 3 vs Seattle 1/17/16
- at Seattle 1/10/15
- at New England 2/1/04 [Super Bowl XXXVIII]
- 2 at New Orleans 1/7/18
- vs Arizona 1/10/09
- at Seattle 1/22/06
- at Green Bay 1/12/97
- 1 5 times, most recently, vs Arizona 1/24/16

## SACKS

### Most Sacks, Postseason

- 13 2015 [3 games]
- 10 2003 [4 games]

7 2005 [3 games]

### Fewest Sacks, Postseason

- 1 2017 [1 game]
- 2013 [1 game]
- 2008 [1 game]
- 2 1996 [2 games]
- 6 2014 [2 games]

### Most Sacks, Game

- 5 vs Denver 2/7/16 [Super Bowl 50]
- vs Seattle 1/17/16
- at Philadelphia 1/18/04
- 4 vs Arizona 1/3/15
- at New York Giants 1/8/06
- 3 vs Arizona 1/24/16
- at Dallas 1/3/04

### Most Opponent Yards Lost Attempting to Pass, Postseason

- 86 2015 [3 games]
- 74 2003 [4 games]
- 51 2014 [2 games]

### Fewest Opponent Yards Lost Attempting to Pass, Postseason

- 5 2008 [1 game]
- 6 2013 [1 game]
- 7 2017 [1 game]

### Most Opponent Yards Lost Attempting to Pass, Game

- 41 vs Seattle 1/17/16
- 37 vs Denver 2/7/16 [Super Bowl 50]
- 36 at Philadelphia 1/18/04

## INTERCEPTIONS

### Most Passes Intercepted, Postseason

- 9 2003 [4 games]
- 7 2015 [3 games]
- 4 2005 [3 games]
- 1996 [2 games]

### Fewest Passes Intercepted, Postseason

- 0 2017 [1 game]
- 2013 [1 game]
- 1 2008 [1 game]
- 2 2014 [2 games]

### Most Passes Intercepted, Game

- 4 vs Arizona 1/24/16
- at Philadelphia 1/18/04
- 3 at New York Giants 1/8/06
- at St. Louis 1/10/04 [OT]
- at Dallas 1/5/97
- 2 vs Seattle 1/17/16
- vs Arizona 1/3/15

### Most Consecutive Games With an Interception

- 4 2003 [4 games]
- 3 2015 [3 games]
- 2 2005 [3 games]
- 1996 [2 games]

### Most Interception Return Yards, Postseason

- 132 1996 [2 games]
- 74 2003 [4 games]
- 60 2015 [3 games]

### Fewest Interception Return Yards, Postseason

- 0 2017 [1 game]
- 2013 [1 game]
- 4 2008 [1 game]

# DEFENSIVE PLAYOFF RECORDS

- 6 2005 [3 games]
- Most Interception Return Yards, Game
  - 122 at Dallas 1/5/97
  - 34 at Dallas 1/3/04
  - 27 vs Arizona 1/24/16
- Most Interceptions Returned for Touchdowns, Postseason
  - 2 2015 [3 games]
- Most Interceptions Returned for Touchdowns, Game
  - 1 vs Arizona 1/24/16
  - vs Seattle 1/17/16
- Most Interceptions Returned for Touchdowns, Both Teams, Game
  - 1 Carolina [1] vs Arizona [0] 1/24/16
  - Carolina [1] vs Seattle [0] 1/17/16
  - Carolina [0] at Seattle [1] 1/10/15

## PUNTING

- Fewest Opponent Punts, Postseason
  - 2 2013 [1 game]
  - 4 2017 [1 game]
  - 2008 [1 game]
  - 5 1996 [2 games]
- Most Opponent Punts, Postseason
  - 17 2003 [4 games]
  - 16 2005 [3 games]
  - 15 2015 [3 games]
- Fewest Opponent Punts, Game
  - 1 at St. Louis 1/10/05 [OT]
  - 2 vs San Francisco 1/12/14
  - at Green Bay 1/12/97
  - 3 vs Seattle 1/17/16
  - at Dallas 1/5/97
- Most Opponent Punts, Game
  - 9 vs Arizona 1/3/15
  - 8 vs Denver 2/7/16 [Super Bowl 50]
  - 7 at Chicago 1/15/06
  - at Dallas 1/3/04
- Highest Opponent Punting Average, Postseason
  - 47.50 2013 [1 game, 2-95]
  - 45.75 2017 [1 game, 4-183]
  - 45.00 1996 [2 games, 5-225]
- Lowest Opponent Punting Average, Postseason
  - 35.92 2014 [2 games, 13-467]
  - 36.35 2003 [4 games, 17-618]
  - 37.19 2005 [3 games, 16-595]
- Highest Opponent Punting Average, Game (min 3 punts)
  - 51.00 at Dallas 1/5/97 [3-153]
  - 48.75 vs Arizona 1/24/16 [4-195]
  - 45.75 2017 1/7/18 [4-183]
- Lowest Opponent Punting Average, Game (min 3 punts)
  - 34.60 at New England 2/1/04 [5-173] [Super Bowl XXXVIII]
  - 34.78 vs Arizona 1/3/15 [9-313]
  - 35.14 at Chicago 1/15/06 [7-246]
- Most Opponent Punts Blocked, Postseason
  - Has never happened
- Most Opponent Punts Blocked, Game
  - Has never happened
- Most Consecutive Opponent Punts Without a Block

- 76 1996-Current [16 games]
- Most Opponent Punts Inside 20 Yard Line, Postseason
  - 5 2015 [3 games]
  - 4 2014 [2 games]
  - 2005 [3 games]
  - 2003 [4 games]
  - 2 2008 [1 game]
- Fewest Opponent Punts Inside 20 Yard Line, Postseason
  - 0 2013 [1 game]
  - 1 2017 [1 game]
  - 1996 [2 games]
  - 2 2008 [1 game]
- Most Opponent Punts Inside 20 Yard Line, Game
  - 3 at Seattle 1/10/15
  - 2 6 times, most recently, vs Denver 2/7/16 [Super Bowl 50]

## PUNT RETURNS

- Fewest Opponent Punt Returns, Postseason
  - 0 2013 [1 game]
  - 1 2014 [2 games]
  - 1996 [2 games]
  - 2 2017 [1 game]
- Most Opponent Punt Returns, Postseason
  - 11 2003 [4 games]
  - 6 2005 [3 games]
  - 4 2015 [3 games]
- Fewest Punt Return Yards Allowed, Postseason
  - 0 2013 [1 game]
  - 3 1996 [2 games]
  - 9 2014 [2 games]
- Most Punt Return Yards Allowed, Postseason
  - 78 2003 [4 games]
  - 71 2015 [3 games]
  - 17 2017 [1 game]
- Fewest Punt Return Yards Allowed, Game
  - 0 4 times, most recently, vs Arizona 1/3/15
  - 1 at Chicago 1/15/06
  - 2 vs Arizona 1/24/16
- Most Punt Return Yards Allowed, Game
  - 61 vs Denver 2/7/16 [Super Bowl 50]
  - 42 at New England 2/1/04 [Super Bowl XXXVIII]
  - 22 at Dallas 1/3/04
- Lowest Opponent Punt Return Average, Postseason
  - 0.00 2013 [1 game, 0-0]
  - 2.17 2005 [3 games, 6-13]
  - 3.00 1996 [2 games, 1-3]
- Highest Opponent Punt Return Average, Postseason
  - 17.75 2015 [3 games, 4-71]
  - 9.00 2014 [2 games, 1-9]
  - 8.50 2017 [1 game, 2-17]
- Longest Punt Return Allowed, Game
  - 61 vs Denver 2/7/16 [Super Bowl 50]
  - 28 at New England 2/1/04 [Super Bowl XXXVIII]
  - 11 at New Orleans 1/7/18
  - vs Arizona 1/10/09
  - at Philadelphia 1/18/04
- Most Punt Returns for Touchdowns Allowed, Postseason
  - Has never happened
- Most Punt Returns for Touchdowns Allowed, Game
  - Has never happened

ADMINISTRATION  
& COACHES

VETERANS

ROOKIES

2017 IN REVIEW

RECORDS

TEAM HISTORY

REFERENCE

# DEFENSIVE PLAYOFF RECORDS

## KICKOFF RETURNS

### Fewest Opponent Kickoff Returns, Postseason

- 0 2017 [1 game]  
2013 [1 game]
- 1 2008 [1 game]
- 3 2014 [2 games]

### Most Opponent Kickoff Returns, Postseason

- 20 2003 [4 games]
- 14 2005 [3 games]
- 10 1996 [2 games]

### Fewest Opponent Kickoff Returns, Game

- 0 at New Orleans 1/7/18  
vs San Francisco 1/12/14
- 1 at Seattle 1/10/15  
vs Arizona 1/10/09
- 2 vs Denver 2/7/16 [Super Bowl 50]  
vs Arizona 1/24/16  
vs Arizona 1/3/15  
at Seattle 1/22/06

### Most Opponent Kickoff Returns, Game

- 8 at Dallas 1/3/04
- 6 at Chicago 1/15/06  
at New York Giants 1/8/06  
at Dallas 1/5/97
- 5 at St. Louis 1/10/04 [OT]

### Fewest Kickoff Return Yards Allowed, Postseason

- 0 2017 [1 game]  
2013 [1 game]
- 23 2008 [1 game]
- 85 2014 [2 games]

### Most Kickoff Return Yards Allowed, Postseason

- 443 2003 [4 games]
- 305 2005 [3 games]
- 205 1996 [2 games]

### Fewest Kickoff Return Yards Allowed, Game

- 0 at New Orleans 1/7/18  
vs San Francisco 1/12/14
- 23 vs Arizona 1/10/09
- 26 at Seattle 1/10/15

### Most Kickoff Return Yards Allowed, Game

- 179 at Dallas 1/3/04
- 132 at Chicago 1/15/06
- 124 at St. Louis 1/10/04 [OT]

### Lowest Kickoff Return Average Allowed, Postseason

- 00.00 2017 [1 game, 0-0]  
2013 [1 game, 0-0]
- 20.50 1996 [2 games, 10-205]
- 21.79 2005 [3 games, 14-305]

### Highest Kickoff Return Average Allowed, Postseason

- 28.33 2014 [2 games, 3-85]
- 25.57 2015 [3 games, 7-179]
- 23.00 2008 [1 game, 1-23]

### Longest Kickoff Return Allowed, Game

- 50 vs Seattle 1/17/16
- 49 at Green Bay 1/12/97
- 48 vs Arizona 1/3/15

### Most Kickoff Returns for Touchdowns Allowed, Postseason

Has never happened

### Most Kickoff Returns for Touchdowns Allowed, Game

Has never happened

## FUMBLES

### Fewest Opponent Fumbles, Postseason

- 0 2008 [1 game]
- 1 2017 [1 game]  
2013 [1 game]
- 2 2005 [3 games]

### Most Opponent Fumbles, Postseason

- 6 2015 [3 games]
- 5 2014 [2 games]
- 3 2003 [4 games]  
1996 [2 games]

### Most Opponent Fumbles, Game

- 3 vs Denver 2/7/16 [Super Bowl 50]  
vs Arizona 1/24/16  
vs Arizona 1/3/15
- 2 at Seattle 1/10/15  
at New York Giants 1/8/06  
at Green Bay 1/12/97
- 1 5 times, most recently, vs San Francisco 1/12/14

## TURNOVERS

### Fewest Opponent Turnovers, Postseason

- 0 2017 [1 game] [0 ints, 0 fum]  
2013 [1 game] [0 ints, 0 fum]
- 1 2008 [1 game] [1 int, 0 fum]
- 3 2014 [2 games] [2 ints, 1 fum]

### Most Opponent Turnovers, Postseason

- 11 2015 [3 games] [7 ints, 4 fum]
- 10 2003 [4 games] [9 ints, 1 fum]
- 6 2005 [3 games] [4 ints, 2 fum]

### Most Opponent Turnovers, Game

- 7 vs Arizona 1/24/16 [4 ints, 3 fum]
- 5 at New York Giants 1/8/06 [3 ints, 2 fum]
- 4 at Philadelphia 1/18/04 [4 ints, 0 fum]

### Most Consecutive Games, Opponent Turnovers

- 4 2003 [4 games]
- 3 2015 [3 games]
- 2 2005 [3 games]  
1996 [2 games]

## TIME OF POSSESSION

### Lowest Average Time of Possession Allowed, Postseason

- 24:26 2014 [2 games]
- 24:59 2015 [3 games]
- 26:11 2017 [1 game]

### Highest Average Time of Possession Allowed, Postseason

- 39:49 2008 [1 game]
- 34:20 1996 [2 games]
- 30:12 2003 [4 games]

### Lowest Time of Possession Allowed, Game

- 17:15 at New York Giants 1/8/06
- 22:54 vs Arizona 1/3/15
- 23:21 vs Arizona 1/24/16

### Highest Time of Possession Allowed, Game

- 41:51 at Seattle 1/22/06
- 39:49 vs Arizona 1/10/09
- 38:58 at New England 2/1/04 [Super Bowl XXXVIII]

### Highest Time of Possession Allowed, Drive

- 8:30 at Dallas 1/5/97 [14-73-TD]
- 7:58 vs San Francisco 1/12/14 [13-73-FG]
- 7:52 at Green Bay 1/12/97 [15-86-TD]



# OPPONENT PLAYOFF RECORDS

## SCORING

### POINTS

#### Most Points, Game

- 15 Neil Rackers, Arizona 1/10/09 [4 FG, 3 PAT]  
Jeff Wilkins, at St. Louis 1/10/04 [5 FG]
- 12 Jermaine Kearse, vs Seattle 1/17/16 [2 TD: 2-P]  
Shaun Alexander, at Seattle 1/22/06 [2 TD: 2-R]  
Chris Jacke, at Green Bay 1/12/97 [3 FG, 3 PAT]
- 11 Phil Dawson, San Francisco 1/12/14 [3 FG, 2 PAT]

### TOUCHDOWNS

#### Most Touchdowns, Game

- 2 Shaun Alexander, at Seattle 1/22/06 [2 TD: 2-R]
- 1 35 times

### POINTS AFTER TOUCHDOWN

#### Most PATs Attempted, Game

- 4 Wil Lutz, at New Orleans 1/7/18  
Steven Hauschka, at Seattle 1/10/15  
Josh Brown, at Seattle 1/22/06
- 3 5 times, most recently, Steven Hauschka,  
Seattle 1/17/16

#### Most PATs, Game

- 4 Wil Lutz, at New Orleans 1/7/18  
Steven Hauschka, at Seattle 1/10/15  
Josh Brown, at Seattle 1/22/06
- 3 5 times, most recently, Steven Hauschka,  
Seattle 1/17/16

#### Most PATs, No Misses, Game

- 4 Wil Lutz, at New Orleans 1/7/18  
Steven Hauschka, at Seattle 1/10/15  
Josh Brown, at Seattle 1/22/06
- 3 5 times, most recently, Steven Hauschka,  
Seattle 1/17/16

### TWO-POINT CONVERSIONS

#### Most Two-Point Conversions, Game

- 1 Bennie Fowler, Denver 2/7/16 [Super Bowl 50]  
J.J. Nelson, Arizona 1/24/16  
Kevin Faulk, New England 2/1/04 [Super Bowl XXXVIII]  
Dane Looker, at St. Louis 1/10/04

### FIELD GOALS

#### Most Field Goals Attempted, Game

- 6 Jeff Wilkins, at St. Louis 1/10/04
- 5 Neil Rackers, Arizona 1/10/09
- 4 Chris Jacke, at Green Bay 1/12/97

#### Most Field Goals, Game

- 5 Jeff Wilkins, at St. Louis 1/10/04
- 4 Neil Rackers, Arizona 1/10/09
- 3 4 times, most recently, Brandon McManus,  
Denver 2/7/16 [Super Bowl 50]

#### Most Field Goals, One Quarter

- 2 Phil Dawson, San Francisco 1/12/14 [1st]  
Neil Rackers, Arizona 1/10/09 [2nd]  
Jeff Wilkins, at St. Louis 1/10/04 [2nd]

#### Longest Field Goal Attempted

- 57 Wil Lutz, at New Orleans 1/7/18 [G]
- 55 Steven Hauschka, Seattle 1/17/16 [SH]
- 53 Neil Rackers, Arizona 1/10/09 [SH]  
Jeff Wilkins, at St. Louis 1/10/04 [SH]

#### Longest Field Goal

- 57 Wil Lutz, at New Orleans 1/7/18 [G]
- 51 Jeff Wilkins, at St. Louis 1/10/04
- 49 Phil Dawson, San Francisco 1/12/14  
Neil Rackers, Arizona 1/10/09

#### Most Field Goals, No Misses, Game

- 3 Brandon McManus, Denver 2/7/16 [Super Bowl 50]  
Phil Dawson, San Francisco 1/12/14  
Chris Boniol, Dallas 1/5/97

#### Most Field Goals, 50 or More Yards, Game

- 1 Wil Lutz, at New Orleans 1/7/18 [57]
- 1 Jeff Wilkins, at St. Louis 1/10/04 [51]

## RUSHING

### RUSHING ATTEMPTS

#### Most Rushing Attempts Game

- 34 Shaun Alexander, at Seattle 1/22/06
- 26 Antowain Smith, New England 2/1/04 [Super Bowl XXXVIII]
- 25 Edgar Bennett, at Green Bay 1/12/97

### RUSHING YARDS

#### Most Rushing Yards, Game

- 132 Shaun Alexander, at Seattle 1/22/06
- 99 Edgar Bennett, at Green Bay 1/12/97
- 90 C.J. Anderson, Denver 2/7/16 [Super Bowl 50]

#### Longest Run From Scrimmage

- 39 Frank Gore, San Francisco 1/12/14
- 35 Dorsey Levens, at Green Bay 1/12/97
- 34 C.J. Anderson, Denver 2/7/16 [Super Bowl 50]

### AVERAGE RUSHING GAIN

- Highest Average Rushing Gain, Game (min 10 att)  
8.80 Dorsey Levens, at Green Bay 1/12/97 [10-88]
- 6.08 Duce Staley, at Philadelphia 1/18/04 [13-79]
- 4.94 Frank Gore, San Francisco 1/12/14 [17-84]

### RUSHING TOUCHDOWNS

#### Most Rushing Touchdowns, Game

- 2 Shaun Alexander, at Seattle 1/22/06
- 1 13 times, most recently, Alvin Kamara,  
at New Orleans 1/7/18

## PASSING

### PASS ATTEMPTS

#### Most Pass Attempts, Game

- 48 Russell Wilson, Seattle 1/17/16  
Tom Brady, New England 2/1/04 [Super Bowl XXXVIII]
- 46 Marc Bulger, at St. Louis 1/10/04
- 41 Rex Grossman, at Chicago 1/15/06

### COMPLETIONS

#### Most Completions, Game

- 32 Tom Brady, New England 2/1/04 [Super Bowl XXXVIII]
- 31 Russell Wilson, Seattle 1/17/16
- 27 Marc Bulger, at St. Louis 1/10/04

### COMPLETION PERCENTAGE

- Highest Completion Percentage, Game (min 20 att)  
71.43 Matt Hasselbeck, at Seattle 1/22/06 [28-20]
- 69.69 Drew Brees, at New Orleans 1/7/18 [33-23]
- 68.18 Russell Wilson, at Seattle 1/10/15 [22-15]

### PASSING YARDS

#### Most Passing Yards, Game

- 376 Drew Brees, at New Orleans 1/7/18
- 366 Russell Wilson, Seattle 1/17/16
- 354 Tom Brady, New England 2/1/04 [Super Bowl XXXVIII]

#### Longest Pass Completion

- 80 Drew Brees [to Ted Ginn] at New Orleans 1/7/18 [TD]
- 66 Brett Favre [to Dorsey Levens], at Green Bay 1/12/97
- 63 Russell Wilson [to Jermaine Kearse], at Seattle 1/10/15 [TD]

# OPPONENT PLAYOFF RECORDS

## AVERAGE PASSING GAIN

- Highest Average Passing Gain, Game (min 20 att)  
12.18 Russell Wilson, at Seattle 1/10/15 [22-268]  
11.39 Drew Brees, at New Orleans 1/7/18 [33-376]  
10.07 Brett Favre, at Green Bay 1/12/97 [29-292]

## TOUCHDOWN PASSES

- Most Touchdown Passes, Game  
3 Russell Wilson, Seattle 1/17/16  
Russell Wilson, at Seattle 1/10/15  
Tom Brady, New England 2/1/04 [Super Bowl XXXVIII]  
2 Drew Brees, at New Orleans 1/7/18  
Kurt Warner, Arizona 1/10/09  
Matt Hasselbeck, at Seattle 1/22/06  
Brett Favre, at Green Bay 1/12/97  
1 5 times, most recently, Carson Palmer, Arizona 1/24/16

## PASSES HAD INTERCEPTED

- Most Passes Had Intercepted, Game  
4 Carson Palmer, Arizona 1/24/16  
3 Eli Manning, at New York Giants 1/8/06  
Donovan McNabb, at Philadelphia 1/18/04  
Marc Bulger, at St. Louis 1/10/04  
Troy Aikman, Dallas 1/5/97  
2 Russell Wilson, Seattle 1/17/16  
Ryan Lindley, Arizona 1/3/15  
Most Pass Attempts, No Interceptions, Game  
33 Drew Brees, at New Orleans 1/7/18  
28 Colin Kaepernick, San Francisco 1/12/14  
Matt Hasselbeck, at Seattle 1/22/06  
22 Russell Wilson, at Seattle 1/10/15

## RECEIVING

- Most Receptions, Game  
11 Jermaine Kearse, Seattle 1/17/16  
10 Deion Branch, New England 2/1/04 [Super Bowl XXXVIII]  
9 David Johnson, Arizona 1/24/16  
Marshall Faulk, at St. Louis 1/10/04

## RECEIVING YARDS

- Most Receiving Yards, Game  
166 Larry Fitzgerald, Arizona 1/10/09  
143 Deion Branch, New England 2/1/04 [Super Bowl XXXVIII]  
136 Anquan Boldin, San Francisco 1/12/14  
Longest Pass Reception  
80 Ted Ginn [from Drew Brees], at New Orleans 1/7/18 [TD]  
66 Dorsey Levens [from Brett Favre], at Green Bay 1/12/97  
63 Jermaine Kearse [from Russell Wilson], at Seattle 1/10/15 [TD]

## AVERAGE PER RECEPTION

- Highest Average Per Reception, Game (min 3 rec)  
43.00 Jermaine Kearse, at Seattle 1/10/15 [3-129]  
28.75 Ted Ginn, at New Orleans 1/7/18 [4-115]  
25.00 Tyler Lockett, Seattle 1/17/16 [3-75]

## TOUCHDOWN RECEPTIONS

- Most Touchdown Receptions, Game  
2 Jermaine Kearse, Seattle 1/17/16  
1 20 times, most recently, Josh Hill, at New Orleans 1/7/18

## INTERCEPTIONS

- Most Interceptions, Game  
1 20 times, most recently, T.J. Ward, Denver 2/7/16 [Super Bowl 50]

## INTERCEPTION RETURN YARDS

- Most Interception Return Yards, Game  
90 Kam Chancellor, at Seattle 1/10/15  
72 Patrick Peterson, Arizona 1/24/16  
50 Antonio Cromartie, Arizona 1/3/15  
Longest Interception Return  
90 Kam Chancellor, at Seattle 1/10/15  
72 Patrick Peterson, Arizona 1/24/16  
50 Antonio Cromartie, Arizona 1/3/15

## PUNTING

- Most Punts, Game  
9 Drew Butler, Arizona 1/3/15  
8 Britton Colquitt, Denver 2/7/16 [Super Bowl 50]  
7 Brad Maynard, at Chicago 1/15/06  
Toby Gowin, Dallas, 1/3/04  
Longest Punt  
59 John Jett, Dallas 1/5/97  
57 Thomas Morstead, at New Orleans 1/7/18  
54 Britton Colquitt, Denver 2/7/16 [8-367] [Super Bowl 50]  
Brad Maynard, at Chicago 1/15/06  
Dirk Johnson, at Philadelphia 1/18/04

## PUNTING AVERAGE

- Highest Punting Average, Game (min 4 att)  
48.75 Drew Butler, Arizona 1/24/16 [4-195]  
45.88 Britton Colquitt, Denver 2/7/16 [Super Bowl 50]  
45.75 Thomas Morstead, at New Orleans 1/7/18 [4-183]

## INSIDE THE 20

- Most Punts Inside the 20, Game  
3 Jon Ryan, at Seattle 1/10/15  
2 5 times, most recently, Britton Colquitt, Denver 2/7/16 [Super Bowl 50]  
1 8 times, most recently, Thomas Morstead at New Orleans 1/7/18

## TOUCHBACKS

- Most Touchbacks, Game  
2 Tom Rouen, at Seattle, 1/22/06  
1 4 times, most recently, Ben Graham, Arizona 1/10/09

## PUNT RETURNS

- Most Punt Returns, Game  
4 Troy Brown, New England 2/1/04 [Super Bowl XXXVIII]  
Joey Galloway, Dallas 1/3/04  
3 Steve Breaston, Arizona 1/10/09  
2 4 times, most recently, Tommylee Lewis, at New Orleans 1/7/18

## FAIR CATCHES

- Most Fair Catches, Game  
3 3 times, most recently, Jordan Norwood, Denver 2/7/16 [Super Bowl 50]  
2 3 times, most recently, Ted Ginn, Jr., Arizona 1/3/15  
1 6 times, most recently, Tommylee Lewis, at New Orleans 1/7/18

# OPPONENT PLAYOFF RECORDS

## PUNT RETURN YARDS

Most Punt Return Yards, Game

- 61 Jordan Norwood, Denver 2/7/16 [Super Bowl 50]
- 40 Troy Brown, New England 2/1/04 [Super Bowl XXXVIII]
- 22 Joey Galloway, Dallas 1/3/04

Longest Punt Return

- 61 Jordan Norwood, Denver 2/7/16 [Super Bowl 50]
- 28 Troy Brown, New England 2/1/04 [Super Bowl XXXVIII]
- 11 Tommylee Lewis, at New Orleans 1/7/18
- Steve Breaston, Arizona 1/10/09
- Lito Sheppard, at Philadelphia 1/18/04

## PUNT RETURN AVERAGE

Highest Punt Return Average, Game (min 3 ret)

- 10.00 Troy Brown, New England 2/1/04 [4-40] [Super Bowl XXXVIII]
- 8.50 Tommylee Lewis, at New Orleans 1/7/18 [2-17]
- 5.50 Joey Galloway, Dallas 1/3/04 [4-22]

## KICKOFF RETURNS

Most Kickoff Returns, Game

- 7 Michael Bates, Dallas 1/3/04
- 6 Chad Morton, at New York Giants 1/8/06
- 5 Rashied Davis, at Chicago 1/15/06
- Arlen Harris, at St. Louis 1/10/04

## KICKOFF RETURN YARDS

Most Kickoff Return Yards, Game

- 172 Michael Bates, Dallas 1/3/04
- 124 Arlen Harris, at St. Louis 1/10/04
- 122 Chad Morton, at New York Giants 1/8/06

Longest Kickoff Return

- 50 Tyler Lockett, Seattle 1/17/16
- 49 Desmond Howard, at Green Bay 1/12/97
- 48 Ted Ginn, Jr., Arizona 1/3/15

## KICKOFF RETURN AVERAGE

Highest Kickoff Return Average, Game (min 3 ret)

- 30.67 Tyler Lockett, Seattle 1/17/16 [3-92]
- 26.00 Desmond Howard, at Green Bay 1/12/97 [4-104]
- 24.80 Arlen Harris, at St. Louis 1/10/04 [5-124]

## COMBINED KICK RETURNS

Most Combined Kick Returns, Game

- 7 Chad Morton, at New York Giants 1/8/06 [1-P, 6-K]
- Michael Bates, Dallas 1/3/04 [7-K]
- 5 Rasheid Davis, at Chicago 1/15/06 [5-K]
- Arlen Harris, at St. Louis 1/10/04 [5-K]
- Desmond Howard, at Green Bay 1/12/97 [1-P, 4-K]
- 4 4 times, most recently, Tyler Lockett, Seattle 1/17/16 [1-P, 3-K]

## COMBINED KICK RETURN YARDS

Most Combined Kick Return Yards, Game

- 172 Michael Bates, Dallas 1/3/04 [172-K]
- 127 Chad Morton, at New York Giants 1/8/06 [5-P, 122-K]
- 124 Arlen Harris, at St. Louis 1/10/04 [124-K]

## COMBINED NET YARDS

(Yards Gained Via Rushing, Receiving, Interception Return, Punt Return, Kickoff Return, and Fumble Return)

## COMBINED ATTEMPTS

Most Combined Attempts, Game

- 35 Shaun Alexander, at Seattle 1/22/06 [35-R, 1-P]
- 28 Marshall Faulk, at St. Louis 1/10/04 [19-R, 9-P]
- 27 Edgar Bennett, at Green Bay 1/12/97 [25-R, 2-P]

Most Combined Net Yards, Game

- 205 Dorsey Levens, at Green Bay 1/12/97 [88-R, 117-P]
- 175 Tyler Lockett, Seattle 1/17/16 [8-PR, 92-KOR, 75-P]
- 172 Michael Bates, Dallas 1/3/04 [172-KOR]

## SACKS

Most Sacks, Game

- 2.5 Von Miller, Denver 2/7/16 [Super Bowl 50]
- Ahmad Brooks, San Francisco 1/12/14
- 2 DeMarcus Ware, Denver 2/7/16 [Super Bowl 50]
- Rocky Bernard, at Seattle 1/22/06
- Michael Strahan, at New York Giants 1/8/06
- Mike Vrabel, New England 2/1/04 [Super Bowl XXXVIII]
- Brian Young, at St. Louis 1/10/04

## FUMBLES

Most Fumbles, Game

- 2 Peyton Manning, Denver 2/7/16 [Super Bowl 50]
- Carson Palmer, Arizona 1/24/16
- 1 17 times, most recently, Brandon Coleman at New Orleans 1/7/18

Most Own Fumbles Recovered, Game

- 2 Russell Wilson, at Seattle 11/10/15
- 1 10 times, most recently, Mark Ingram at New Orleans 1/7/18

Most Opponent Fumbles Recovered, Game

- 1 11 times, most recently, Malik Johnson, T.J. Ward and Danny Trevathan, Denver 2/7/16 [Super Bowl 50]

Longest Fumble Return

- 30 Rashad Johnson, Arizona 1/3/15
- 5 T.J. Ward, Denver 2/7/16 [Super Bowl 50]
- Marcus Trufant, at Seattle 1/22/06





# ALL-TIME RESULTS

Year	W-L-T	Division Finish	Postseason	Coach
1995	7-9	4th NFC West	--	Dom Capers
1996	12-4	1st NFC West	1-1 (NFC Championship)	Dom Capers
1997	7-9	2nd NFC West	--	Dom Capers
1998	4-12	4th NFC West	--	Dom Capers
1999	8-8	2nd NFC West	--	George Seifert
2000	7-9	3rd NFC West	--	George Seifert
2001	1-15	5th NFC West	--	George Seifert
2002	7-9	4th NFC South	--	John Fox
2003	11-5	1st NFC South	3-1 (Super Bowl XXXVIII)	John Fox
2004	7-9	3rd NFC South	--	John Fox
2005	11-5	2nd NFC South	2-1 (NFC Championship)	John Fox
2006	8-8	2nd NFC South	--	John Fox
2007	7-9	2nd NFC South	--	John Fox
2008	12-4	1st NFC South	0-1 (NFC Divisional)	John Fox
2009	8-8	3rd NFC South	--	John Fox
2010	2-14	4th NFC South	--	John Fox
2011	6-10	3rd NFC South	--	Ron Rivera
2012	7-9	2nd NFC South	--	Ron Rivera
2013	12-4	1st NFC South	0-1 (NFC Divisional)	Ron Rivera
2014	7-8-1	1st NFC South	1-1 (NFC Divisional)	Ron Rivera
2015	15-1	1st NFC South	2-1 (Super Bowl 50)	Ron Rivera
2016	6-10	4th NFC South	--	Ron Rivera
2017	11-5	2nd NFC South	0-1 (NFC Wild Card)	Ron Rivera
<b>Totals</b>	<b>183-184-1</b>	<b>6 Division Titles</b>	<b>9-8 (2 SB appearances)</b>	

Coach	Years	Record	Postseason Appearances (Record)
Dom Capers	1995-98	30-34 (.469)	1 (1-1)
George Seifert	1999-01	16-32 (.333)	0
John Fox	2002-10	73-71 (.507)	3 (5-3)
<i>Ron Rivera</i>	<i>2011-pres.</i>	<i>64-47-1 (.576)</i>	<i>4 (3-4)</i>

ADMINISTRATION  
& COACHES

VETERANS

ROOKIES

2017 IN REVIEW

RECORDS

TEAM HISTORY

REFERENCE

# 1995 REGULAR SEASON STATISTICS

## WON 7, LOST 9

HEAD COACH DOM CAPERS

Date	Result	Time	Location	Score
09/03	L	20-23OT	at Atlanta	58,808
09/10	L	9-31	at Buffalo	79,190
09/17	L	10-31	ST. LOUIS	54,060
10/01	L	13-20	TAMPA BAY	50,076
10/08	L	27-31	at Chicago	59,668
10/15	W	26-15	NEW YORK JETS	52,613
10/22	W	20-3	NEW ORLEANS	55,484
10/29	W	20-17OT	at New England	60,064
11/05	W	13-7	at San Francisco	61,722
11/12	L	17-28	at St. Louis	65,598
11/19	W	27-7	ARIZONA	49,582
11/26	L	26-34	at New Orleans	39,580
12/03	W	13-10	INDIANAPOLIS	49,841
12/10	L	10-31	SAN FRANCISCO	76,136
12/17	W	21-17	ATLANTA	53,833
12/24	L	17-20	at Washington	42,903

## 4th NFC WEST

## RUSHING

No	Yds	Avg	Long	TD	
Moore	195	740	3.8	53t	4
Griffith	65	197	3.0	15	1
Christian	41	158	3.9	17	0
Johnson	24	110	4.6	23t	1
Workman	35	139	4.0	14	1
Thomas	22	90	4.1	13	0
Collins	42	74	1.8	10	3
Baldwin	23	61	2.7	9	0
Reich	1	3	3.0	3	0
Stone	1	3	3.0	3	0
Guilford	2	2	1.0	1	0
Carrier	3	-4	-1.3	4	0
<b>TEAM</b>	<b>454</b>	<b>1573</b>	<b>3.5</b>	<b>53t</b>	<b>10</b>
<b>OPPONENTS</b>	<b>450</b>	<b>1576</b>	<b>3.5</b>	<b>35t</b>	<b>17</b>

## RECEIVING

No	Yds	Avg	Long	TD	
Carrier	66	1002	15.2	66t	3
Green	47	882	18.8	89t	6
Guilford	29	444	15.3	49	1
Christian	29	225	8.8	23	1
Johnson	16	121	7.6	37	0
Metzelaars	20	171	8.6	27	3
Beebe	14	152	10.9	24	1
Workman	13	74	5.7	14	0
Griffith	11	63	5.7	15	1
Rasby	5	47	9.4	15	0
Moore	4	12	3.0	5	0
Campbell	3	32	10.7	12	0
Thomas	3	24	8.0	14	0
Tillman	2	22	11.0	12	0
Dennis	1	3	3.0	3	0
<b>TEAM</b>	<b>263</b>	<b>3304</b>	<b>12.6</b>	<b>89t</b>	<b>16</b>
<b>OPPONENTS</b>	<b>310</b>	<b>3716</b>	<b>12.0</b>	<b>77t</b>	<b>15</b>

## INTERCEPTIONS

No	Yds	Avg	Long	TD	
Maxie	6	59	9.8	49	0
Mills	5	58	11.6	36t	1
McKyer	3	99	33.0	96t	1
Terrell	3	33	11.0	21	0
Poole	2	8	4.0	4	0
McDowell	1	33	33.0	33	0
Kragen	1	29	29.0	29	0
<b>TEAM</b>	<b>21</b>	<b>319</b>	<b>15.2</b>	<b>96t</b>	<b>2</b>
<b>OPPONENTS</b>	<b>25</b>	<b>221</b>	<b>8.8</b>	<b>35</b>	<b>3</b>

## PUNTING

No	Yds	Avg	Net	TB	120	Lg	B	
Barnhardt	95	3906	41.1	35.2	11	27	54	0
Kasay	1	32	32.0	32.0	0	1	32	0
<b>TEAM</b>	<b>96</b>	<b>3938</b>	<b>41.0</b>	<b>35.2</b>	<b>11</b>	<b>28</b>	<b>54</b>	<b>0</b>
<b>OPPONENTS</b>	<b>94</b>	<b>3796</b>	<b>40.4</b>	<b>34.0</b>	<b>5</b>	<b>23</b>	<b>58</b>	<b>1</b>

## PUNT RET.

Ret	FC	Yds	Avg	Long	TD	
Guilford	43	22	47.5	11.0	62t	1
Carrier	6	1	25	4.2	9	0
<b>TEAM</b>	<b>49</b>	<b>23</b>	<b>50.0</b>	<b>10.2</b>	<b>62t</b>	<b>1</b>
<b>OPPONENTS</b>	<b>39</b>	<b>23</b>	<b>34.2</b>	<b>8.8</b>	<b>45</b>	<b>0</b>

## KICKOFF RET.

No	Yds	Avg	Long	TD	
By'not'e	18	335	18.6	35	0
Baldwin	14	316	22.6	36	0
Stone	12	269	22.4	40	0
Beebe	9	215	23.9	38	0
Butcher	1	5	5.0	5	0
Philyaw	1	23	23.0	23	0
<b>TEAM</b>	<b>55</b>	<b>1163</b>	<b>21.1</b>	<b>40</b>	<b>0</b>
<b>OPPONENTS</b>	<b>62</b>	<b>1159</b>	<b>18.7</b>	<b>83</b>	<b>0</b>

## PASSING

Att	Cmp	Yds	Cmp%	Yd/Att	TD	TD%	Int	Int%	Lg	TK/LS	Rate	
Collins	433	214	27.17	49.4	6.27	14	3.2	19	4.4	89t	24/150	61.9
Reich	84	37	44.1	44.0	5.25	2	2.4	2	2.4	46	12/100	58.7
<b>TEAM</b>	<b>537</b>	<b>263</b>	<b>33.04</b>	<b>49.0</b>	<b>6.15</b>	<b>16</b>	<b>3.0</b>	<b>25</b>	<b>4.7</b>	<b>89t</b>	<b>38/258</b>	<b>59.1</b>
<b>OPPONENTS</b>	<b>586</b>	<b>310</b>	<b>37.16</b>	<b>52.9</b>	<b>6.34</b>	<b>15</b>	<b>2.6</b>	<b>21</b>	<b>3.6</b>	<b>77t</b>	<b>36/265</b>	<b>66.2</b>

## SCORE BY PERIODS

	1	2	3	4	OT	TOT
<b>TEAM</b>	<b>35</b>	<b>98</b>	<b>78</b>	<b>75</b>	<b>3</b>	<b>289</b>
<b>OPPONENTS</b>	<b>62</b>	<b>106</b>	<b>72</b>	<b>82</b>	<b>3</b>	<b>325</b>

## DEFENSE

TOT	S	A	FF	FR	QP	PD	
Mills	130	98	32	6	4	9	6
Bailey	114	85	29	0	0	8	2
Maxie	105	81	24	1	1	3	22
Terrell	73	61	12	1	1	0	8
Poole	68	60	8	3	0	6	16
Metzelaars	66	59	7	0	2	0	22
Lathon	64	43	21	1	1	19	1
Conner	61	41	20	1	0	12	2
Fox	57	38	19	0	0	28	10
Kragen	55	41	14	1	2	11	1
R. Smith	43	34	9	0	0	2	19
McDowell	41	33	8	0	1	0	9
Williams	30	18	12	0	0	5	2
Price	25	15	10	1	1	2	0
M. Thomas	19	9	10	0	0	11	1
King	10	7	3	0	0	22	4
Faryniarz	8	7	1	0	0	2	0
Loyton	7	7	0	0	0	0	1
Butcher	4	4	0	0	0	0	0
Reed	4	4	0	0	0	0	3
Cota	4	4	0	0	1	0	2
Zgonina	2	2	0	0	0	0	0
Royal	2	2	0	0	0	1	0
Hill	2	1	1	0	0	0	0

## SACKS

Player	TOTAL	M. Thomas	2.0
Lathon	8.0	King	2.0
Conner	7.0	Kragen	1.0
Mills	4.5	Price	1.0
Fox	4.5	Team	1.0
Bailey	3.0	<b>TEAM</b>	<b>36.0</b>
Poole	2.0	<b>OPPONENTS</b>	<b>38.0</b>

## F. GOALS

	1-19	20-29	30-39	40-49	50+
Kasay	0/0	6/6	10/14	9/12	1/1
<b>TEAM</b>	<b>0/0</b>	<b>6/6</b>	<b>10/14</b>	<b>9/12</b>	<b>1/1</b>
<b>OPPONENTS</b>	<b>1/1</b>	<b>7/7</b>	<b>7/11</b>	<b>2/4</b>	<b>2/3</b>

**Kasay** (39G, 41G) (32N, 34G, 52G, 32G) (45G) (0, 21G, 49G) (23G, 43N, 39G, 40G, 30G) (45G, 37G) (38N, 27G, 39N, 29G) (39G, 47G) (43N, 23G) (37B, 42G, 30G) (32G) (34G, 48B, 38G) (43G) (0, 42G)

**Opponents** (27G, 51G, 58N, 35G) (39G) (39N, 48B, 34G, 32N) (25G, 27G, 49N) (23G) (50G, 39G) (29G) (19G) (32N) (0, 1, 45G, 36G, 36N) (47G) (20G) (34G) (29G, 32G)

## PANTHERS USUAL STARTERS

WR 84	Guilford (9)	LE 93	Fox (16)
LT 78	Brockmeyer (16)	NT 71	Kragen (15)
LG 65	Garcia (14)	RE 98	Williams (15)
C 64	Whitley (16)	LOLB 57	Lathon (15)
RG 52	Elliott (14)	ULB 51	Mills (16)
RT 62	Dennis (9)	RILB 54	Bailey (14)
WR 83	Carrier (14)	ROLB 56	Conner (16)
TE 88	Metzelaars (14)	LCB 38	Poole (13)
QB 12	Collins (13)	RCB 22	McKyer (16)
FB 44	Christian (12)	SS 39	Maxie (16)
HB 20	Moore (10)	FS 40	Terrell (13)

ADMINISTRATION  
& COACHES

VETERANS

ROOKIES

2017 IN REVIEW

RECORDS

TEAM HISTORY

REFERENCE

## STATISTIC

STATISTIC	CAR.	OPP.
TOTAL FIRST DOWNS	250	288
Rush/Pass/Pen	74/157/19	99/175/14
3rd Down: Made/Att	93/244	98/400
3rd Down Pct.	38.1	40.2
4th Down: Made/Att	4/9	7/12
4th Down Pct.	44.4	58.3
POSSESSION AVG.	29.27	30.33
TOTAL NET YARDS	4619	5027
Avg. Per Game	288.7	314.2
Total Plays	1029	1072
Avg. Per Play	4.5	4.7
NET YARDS RUSHING	1573	1576
Avg. Per Game	98.3	98.5
Total Rushes	454	450
NET YARDS PASSING	3046	3451
Avg. Per Game	190.4	215.7
Sacked/Yards Lost	38/258	36/265
Gross Yards	3304	3716
Attempts/Complete	537/263	586/310
Completion Pct.	49.0	52.9
Had Intercepted	25	21
PUNTS/AVERAGE	96/41.0	94/40.4
Net Punting Avg.	36/35.2	94/34.0
PENALTIES/YARDS	94/683	112/808
FUMBLES/BALL LOST	28/16	28/16
TOUCHDOWNS	30	38
Rushing	10	17
Passing	16	15
Return	4	6

## SCORING

TD	Ru	Pa	Rt	PAT	FG	2	S	PT
Kasay	0	0	0	27/28	26/33	0	0	105
Green	6	0	6	0/0	0/0	0	0	36
Moore	4	4	0	0/0	0/0	0	0	24
Carrier	3	0	3	0/0	0/0	0	0	18
Collins	3	3	0	0/0	0/0	0	0	18
Metzelaars	3	0	3	0/0	0/0	0	0	18
Griffith	2	1	1	0/0	0/0	0	0	12
Guilford	2	0	1	0/0	0/0	0	0	12
Christian	1	0	1	0/0	0/0	1	0	8
Beebe	1	0	1	0/0	0/0	0	0	6
Johnson	1	1	0	0/0	0/0	0	0	6
Kragen	1	0	1	0/0	0/0	0	0	6
McKyer	1	0	1	0/0	0/0	0	0	6
Mills	1	0	1	0/0	0/0	0	0	6
Workman	1	1	0	0/0	0/0	0	0	6
Rasby	0	0	0	0/0	0/0	1	0	2
<b>TEAM</b>	<b>30</b>	<b>10</b>	<b>16</b>	<b>4</b>	<b>27/28</b>	<b>26/33</b>	<b>0</b>	<b>289</b>
<b>OPPONENTS</b>	<b>38</b>	<b>17</b>	<b>15</b>	<b>6</b>	<b>38/38</b>	<b>19/26</b>	<b>1</b>	<b>325</b>

# 1996 REGULAR SEASON STATISTICS

## WON 12, LOST 4 1st NFC WEST

HEAD COACH DON CAPERS

09/01	W	29-6	ATLANTA	69,522
09/08	W	22-20	at New Orleans	43,288
09/22	W	23-7	SAN FRANCISCO	72,224
09/29	L	14-24	at Jacksonville	71,537
10/06	L	12-14	at Minnesota	80,864
10/13	W	45-13	ST. LOUIS	70,535
10/20	W	19-7	NEW ORLEANS	70,888
10/27	L	9-20	at Philadelphia	65,982
11/03	L	17-20	at Atlanta	42,726
11/10	W	27-17	NEW YORK GIANTS	70,298
11/17	W	20-10	at St. Louis	60,652
11/24	W	31-6	at Houston	20,107
12/01	W	24-0	TAMPA BAY	57,623
12/08	W	30-24	at San Francisco	66,291
12/15	W	27-16	BALTIMORE	70,075
12/22	W	18-14	PITTSBURGH	72,217

## NFC DIVISIONAL PLAYOFF

### NFC CHAMPIONSHIP

01/05	W	26-17	DALLAS	72,808
01/12	L	13-30	at Green Bay	60,216

<b>STATISTIC</b>			<b>CAR.</b>	<b>OPP.</b>
TOTAL FIRST DOWNS.....292.....251				
Rush/Pass/Pen.....93/160/39.....69/167/15				
3rd Down: Made/Att.....84/226.....71/219				
3rd Down Pct.....37.2.....32.4				
4th Down: Made/Att.....6/13.....7/22				
4th Down Pct.....46.2.....31.8				
POSSESSION AVG.....30.48.....29.12				
TOTAL NET YARDS.....4812.....4776				
Avg. Per Game.....300.8.....298.5				
Total Plays.....1025.....990				
Avg. Per Play.....4.7.....4.8				
NET YARDS RUSHING.....1729.....1562				
Avg. Per Game.....108.1.....97.6				
Total Rushes.....502.....374				
NET YARDS PASSING.....3083.....3214				
Avg. Per Game.....192.7.....200.9				
Sacked/Yards Lost.....36/250.....60/371				
Gross Yards.....3333.....3585				
Attempts/Complete.....487/273.....556/307				
Completion Pct.....56.1.....55.2				
Had Intercepted.....11.....22				
PUNTS/AVERAGE.....78/40.5.....95/43.8				
Net Punting Avg.....78/35.7.....95/35.3				
PENALTIES/YARDS.....94/638.....133/1155				
FUMBLES/BALL LOST.....25/14.....25/16				
TOUCHDOWNS.....36.....24				
Rushing.....9.....6				
Passing.....22.....17				
Return.....5.....1				

<b>SCORING</b>										
	TD	R	P	Pa	Rt	PAT	FG	2	S	PT
Kasay	0	0	0	0	34/35	37/45	0	0	145	0
Walls	10	0	10	0	0/0	0/0	0	0	0	60
Carrier	6	6	6	0	0/0	0/0	0	0	36	0
Johnson	6	6	6	0	0/0	0/0	0	0	36	0
Green	3	0	3	0	0/0	0/0	0	0	18	0
Griffith	2	1	1	0	0/0	0/0	0	0	12	0
Bates	1	0	1	0	0/0	0/0	0	0	6	0
K. Greene	1	0	1	0	0/0	0/0	0	0	6	0
S. Greene	1	0	1	0	0/0	0/0	0	0	6	0
Ismail	1	1	0	0	0/0	0/0	0	0	6	0
King	1	0	1	0	0/0	0/0	0	0	6	0
Mills	1	0	1	0	0/0	0/0	0	0	6	0
Muhammad	1	0	1	0	0/0	0/0	0	0	6	0
Oliver	1	0	1	0	0/0	0/0	0	0	6	0
Philyaw	1	1	0	0	0/0	0/0	0	0	6	0
Collins	0	0	0	0	0/0	0/0	1	0	2	0
<b>TEAM</b>	<b>36</b>	<b>9</b>	<b>22</b>	<b>5</b>	<b>34/35</b>	<b>37/45</b>	<b>0</b>	<b>0</b>	<b>367</b>	<b>0</b>
<b>OPPONENTS</b>	<b>24</b>	<b>6</b>	<b>17</b>	<b>1</b>	<b>23/24</b>	<b>17/20</b>	<b>0</b>	<b>0</b>	<b>218</b>	<b>0</b>

<b>RUSHING</b>							
	No	Yds	Avg	Long	TD		
Johnson	300	1120	3.7	29	6		
Biakabutuka	71	229	3.2	17	0		
Oliver	47	183	3.9	16	0		
Ismail	8	80	10.0	35t	1		
Collins	32	38	1.2	14	0		
Philyaw	12	38	3.2	8	1		
Beuerlein	12	17	1.4	13	0		
Hoard	5	11	2.2	5	0		
Griffith	12	7	0.6	3	1		
Stone	1	6	6.0	6	0		
Green	1	1	1.0	1	0		
Muhammad	1	-1	-1.0	-1	0		
<b>TEAM</b>	<b>502</b>	<b>1729</b>	<b>3.4</b>	<b>35t</b>	<b>9</b>		
<b>OPPONENTS</b>	<b>374</b>	<b>1562</b>	<b>4.2</b>	<b>80t</b>	<b>6</b>		

<b>RECEIVING</b>							
	No	Yds	Avg	Long	TD		
Walls	61	713	11.7	40t	10		
Carrier	58	808	13.9	39	6		
Green	46	614	13.3	50	3		
Griffith	27	223	8.3	21	1		
Johnson	26	192	7.4	55	0		
Muhammad	25	407	16.3	54t	1		
Oliver	15	144	9.6	29	0		
Ismail	12	214	17.8	51	0		
S. Greene	2	7	3.5	6	1		
Stone	1	11	11.0	11	0		
<b>TEAM</b>	<b>273</b>	<b>3333</b>	<b>12.2</b>	<b>55</b>	<b>22</b>		
<b>OPPONENTS</b>	<b>307</b>	<b>3585</b>	<b>11.7</b>	<b>55</b>	<b>17</b>		

<b>INTERCEPTIONS</b>							
	No	Yds	Avg	Long	TD		
Cota	5	63	12.6	35	0		
Davis	5	57	11.4	36	0		
Cook	3	28	9.3	22	0		
Terrell	3	6	2.0	6	0		
Lifton	1	42	42.0	42	0		
Maxie	1	35	35.0	35	0		
Poole	1	35	35.0	35	0		
Mills	1	10	10.0	10	0		
King	1	1	1.0	1	0		
Pieri	1	0	0.0	0	0		
<b>TEAM</b>	<b>22</b>	<b>277</b>	<b>12.6</b>	<b>42</b>	<b>0</b>		
<b>OPPONENTS</b>	<b>11</b>	<b>41</b>	<b>3.7</b>	<b>22t</b>	<b>1</b>		

<b>PUNTING</b>										
	No	Yds	Avg	Net	TB	I20	Lg	B		
Stark	77	3128	40.6	36.0	9	21	60	0		
Kasay	1	30	30.0	10.0	1	0	30	0		
<b>TEAM</b>	<b>78</b>	<b>3158</b>	<b>40.5</b>	<b>35.7</b>	<b>10</b>	<b>21</b>	<b>60</b>	<b>0</b>		
<b>OPPONENTS</b>	<b>95</b>	<b>4159</b>	<b>43.8</b>	<b>35.3</b>	<b>9</b>	<b>18</b>	<b>68</b>	<b>1</b>		

<b>PUNT RET.</b>							
	Ret	FC	Yds	Avg	Long	TD	
Oliver	52	17	598	11.5	84t	1	
Poole	3	0	26	8.7	12	0	
<b>TEAM</b>	<b>55</b>	<b>17</b>	<b>624</b>	<b>11.3</b>	<b>84t</b>	<b>1</b>	
<b>OPPONENTS</b>	<b>32</b>	<b>25</b>	<b>173</b>	<b>5.4</b>	<b>25</b>	<b>0</b>	

<b>KICKOFF RET.</b>							
	No	Yds	Avg	Long	TD		
Bates	33	998	30.2	93t	1		
Oliver	7	160	22.9	33	0		
Ismail	5	100	20.0	30	0		
S. Greene	2	10	5.0	6	0		
Baker	1	11	11.0	11	0		
Bickett	1	12	12.0	12	0		
Hoard	1	19	19.0	19	0		
<b>TEAM</b>	<b>50</b>	<b>1310</b>	<b>26.2</b>	<b>93t</b>	<b>1</b>		
<b>OPPONENTS</b>	<b>71</b>	<b>1429</b>	<b>20.1</b>	<b>33</b>	<b>0</b>		

<b>PASSING</b>												
	Att	Cmp	Yds	Cmp%	Yd/Att	TD	TD%	Int	Int%	Rate		
Collins	364	204	2454	56.0	6.74	14	3.8	9	2.5	18/114	79.4	
Beuerlein	123	69	879	56.1	7.15	8	6.5	2	1.6	40t/18/136	93.5	
<b>TEAM</b>	<b>487</b>	<b>273</b>	<b>3333</b>	<b>56.1</b>	<b>6.84</b>	<b>22</b>	<b>4.5</b>	<b>11</b>	<b>2.3</b>	<b>55</b>	<b>36/250</b>	<b>83.0</b>
<b>OPPONENTS</b>	<b>556</b>	<b>307</b>	<b>3585</b>	<b>55.2</b>	<b>6.45</b>	<b>17</b>	<b>3.1</b>	<b>22</b>	<b>4.0</b>	<b>55</b>	<b>60/371</b>	<b>68.7</b>

## SCORE BY PERIODS

		1	2	3	4	OT	TOT
<b>TEAM</b>	<b>74</b>	<b>102</b>	<b>107</b>	<b>84</b>	<b>0</b>	<b>367</b>	
<b>OPPONENTS</b>	<b>62</b>	<b>100</b>	<b>23</b>	<b>33</b>	<b>0</b>	<b>218</b>	

<b>DEFENSE</b>										
	TOT	S	A	FF	FR	QP	PD			
Mills	138	108	30	0	2	10	5			
Lathon	103	69	34	2	2	30	1			
Bailey	90	58	32	0	0	7	3			
Terrell	90	60	30	0	0	1	6			
Poole	86	65	15	0	1	2	22			
Kragen	77	52	25	3	2	5	3			
Greene, K.	74	47	27	5	3	32	3			
Maxie	71	48	23	0	0	0	4			
Davis	68	57	11	2	0	0	22			
Cota	63	52	11	0	0	2	5			
Williams	49	28	21	1	0	8	2			
Miller	43	28	15	1	0	18	2			
Fox	42	28	14	0	0	9	1			
Cook	34	25	9	2	1	3	11			
King	28	23	5	1	1	11	3			
Bickett	17	11	6	1	0	2	1			
Lifton	13	9	4	0	0	0	3			
Royal	12	11	1	0	0	1	1			
Pieri	11	11	0	0	0	1	1			
R. Smith	11	10	1	0	0	14	1			
Thomas	9	6	3	0	0	6	0			
McDaniel	2	1	1	0	0	0	1			
Jeter	1	1	0	0	0	0	0			
Colston	1	1	0	0	0	0	0			
Baker	1	1	0	0	0	0	0			

<b>SACKS</b>			
	TOTAL	Bailey	2.5
Player	14.5	Bickett	2.0
K. Greene	13.5	Fox	2.0
Lathon	5.5	Cota	1.0
Mills	5.0	R. Smith	1.0
Cook	4.0	Williams	1.0
Thomas	4.0	<b>TEAM</b>	<b>60.0</b>
King	3.0	<b>OPPONENTS</b>	<b>36.0</b>
Kragen	3.0		
Miller	3.0		

<b>F.GOALS</b>										
	1-19	20-29	30-39	40-49	50+					
Kasay	2/2	14/14	11/12	7/10	3/7					
<b>TEAM</b>	<b>2/2</b>	<b>14/14</b>	<b>11/12</b>	<b>7/10</b>	<b>3/7</b>					
<b>OPPONENTS</b>	<b>0/0</b>	<b>5/5</b>	<b>3/5</b>	<b>8/9</b>	<b>1/1</b>					
<b>Kasay</b> (32G,36G,53G,36G,42G) (51G,22G,29G,51G,23G) (28G,35G,19G) (45G) (22G) (50G, 51N, 22G) (23G, 52N, 40G,26G, 39G) (51N,47G,39G,29G) (40G) (49N,42G,28G) (38G, 34G) (49G) (23G) (45N,18G,26G,33G, 31N) (29G,44G) (35G,30G,29G)										
<b>Opponents</b> (46G,33N,33G) (48G,43G) (0 (53G) (32N) (0 (0 (46G,21G) (25G,45G) (22G) (41G,45N) (24G,45G) (0 (31G) (37G,46G,25G) (0										

## PANTHERS USUAL STARTERS

WR 86	Green (12)	LE 93	Fox (11)
LT 78	Brockmeyer (8)	NT 71	Kragen (16)
LG 52	Elliott (8)	RE 98	Williams (14)
C 64	Whitley (8)	LOLB 91	Greene (16)
RG 75	Skrepnak (16)	LILB 51	Mills (16)
RT 76	Garrido (8)	RILB 54	Bailey (14)
TE 85	Walls (16)	ROLB 57	Lathon (16)
WR 83	Carrier (15)	LCB 25	Davis (16)
QB 12	Collins (12)	RCB 38	Poole (15)
FB 30	Griffith (14)	SS 39	Maxie (13)
HB 23	Johnson (11)	FS 40	Terrell (16)



# 1997 REGULAR SEASON STATISTICS

## WON 7, LOST 9

HEAD COACH DOM CAPERS			2nd NFC WEST	
08/31	L	10-24 WASHINGTON	72,633	
09/07	W	9-6 at Atlanta	51,829	
09/14	W	26-7 at San Diego	63,149	
09/21	L	14-35 KANSAS CITY	67,402	
09/29	L	21-34 SAN FRANCISCO	70,972	
10/12	L	14-21 at Minnesota	62,625	
10/19	W	13-0 at New Orleans	50,963	
10/26	W	21-12 ATLANTA	54,675	
11/02	W	38-14 OAKLAND	71,064	
11/09	L	0-34 at Denver	71,408	
11/16	L	19-27 at San Francisco	61,500	
11/23	W	16-10 at St. Louis	64,609	
11/30	L	13-16 NEW ORLEANS	57,957	
12/08	W	23-13 at Dallas	63,251	
12/14	L	10-31 GREEN BAY	70,887	
12/20	L	18-30 ST. LOUIS	58,101	

STATISTIC	CAR.	OPP.
TOTAL FIRST DOWNS	284	290
Rush/Pass/Pen	91/170/23	112/163/15
3rd Down: Made/Att	99/225	82/222
3rd Down Pct.	44.0	36.9
4th Down: Made/Att	3/9	6/18
4th Down Pct.	33.3	33.3
POSSESSION AVG.	29.43	30.17
TOTAL NET YARDS	4615	4980
Avg. Per Game	1019	1023
Total Plays	1025	990
Avg. Per Play	4.5	4.9
NET YARDS RUSHING	1770	1973
Avg. Per Game	110.6	123.3
Total Rushes	441	497
NET YARDS PASSING	2845	3007
Avg. Per Game	177.8	187.9
Sacked/Yards Lost	44/311	36/246
Gross Yards	3156	3253
Attempts/Complete	534/289	490/260
Completion Pct.	54.1	53.1
Had Intercepted	24	11
PUNTS/AVERAGE	85/42.4	88/42.7
Net Punting Avg.	85/36.4	88/37.1
PENALTIES/YARDS	94/763	97/757
FUMBLE/BALL LOST	30/15	26/11
TOUCHDOWNS	28	36
Rushing	11	12
Passing	17	17
Return	0	7

SCORING	TD	Ru	Pa	Rt	PAT	FG	2	S	PT
Kasay	0	0	0	0	25/25	22/26	0	0	91
Lane	7	7	0	0	0/0	0/0	0	0	42
Walls	6	0	6	0	0/0	0/0	0	0	36
Carruth	4	0	4	0	0/0	0/0	0	0	24
Biakabutuka	2	2	0	0	0/0	0/0	0	0	12
Carrier	2	2	0	0	0/0	0/0	0	0	12
S. Greene	2	1	1	0	0/0	0/0	0	0	12
Ismail	2	2	0	0	0/0	0/0	0	0	12
Johnson	1	0	1	0	0/0	0/0	1	0	8
Collins	1	1	0	0	0/0	0/0	0	0	6
E. Mills	1	0	1	0	0/0	0/0	0	0	6
Muhammad	0	0	0	0	0/0	0/0	1	0	2
Stone	0	0	0	0	0/0	0/0	1	2	
<b>TEAM</b>	<b>28</b>	<b>11</b>	<b>17</b>	<b>0</b>	<b>25/25</b>	<b>22/26</b>	<b>2</b>	<b>1</b>	<b>265</b>
<b>OPPONENTS</b>	<b>36</b>	<b>12</b>	<b>17</b>	<b>7</b>	<b>35/35</b>	<b>21/25</b>	<b>0</b>	<b>0</b>	<b>314</b>

RUSHING	No	Yds	Avg	Long	TD
Lane	182	809	4.4	50	7
Johnson	97	358	3.7	20	0
Biakabutuka	75	299	4.0	26	2
S. Greene	45	157	3.5	10	1
Collins	26	65	2.5	21	1
Beuerlein	4	32	8.0	20	0
Ismail	4	32	8.0	18	0
Carruth	6	23	3.8	6	0
Oliver	1	0	0.0	0	0
Walter	1	-5	-5.0	-5	0
<b>TEAM</b>	<b>441</b>	<b>1770</b>	<b>4.0</b>	<b>50</b>	<b>11</b>
<b>OPPONENTS</b>	<b>497</b>	<b>1973</b>	<b>4.0</b>	<b>26</b>	<b>12</b>

RECEIVING	No	Yds	Avg	Long	TD
Walls	58	746	12.9	52	6
Carruth	44	545	12.4	52	4
S. Greene	40	277	6.9	25	1
Ismail	36	419	11.6	59	2
Carrier	33	436	13.2	36	2
Muhammad	27	317	11.7	38	0
Johnson	21	158	7.5	25	1
E. Mills	11	127	11.5	37	1
Lane	8	27	3.4	7	0
Oliver	6	47	7.8	11	0
Mangum	4	56	14.0	22	0
Rasby	1	1	1.0	1	0
<b>TEAM</b>	<b>289</b>	<b>3156</b>	<b>10.9</b>	<b>59</b>	<b>17</b>
<b>OPPONENTS</b>	<b>260</b>	<b>3253</b>	<b>12.5</b>	<b>59</b>	<b>17</b>

INTERCEPTIONS	No	Yds	Avg	Long	TD
Davis	5	25	5.0	17	0
Cota	2	28	14.0	15	0
Poole	2	0	0.0	0	0
S. Mills	1	18	18.0	18	0
Lathon	1	1	1.0	1	0
<b>TEAM</b>	<b>11</b>	<b>72</b>	<b>6.5</b>	<b>18</b>	<b>0</b>
<b>OPPONENTS</b>	<b>24</b>	<b>265</b>	<b>11.0</b>	<b>62</b>	<b>2</b>

PUNTING	No	Yds	Avg	Net	TB	I20	Lg	B
Walter	85	3604	42.4	36.4	4	29	62	0
<b>TEAM</b>	<b>85</b>	<b>3604</b>	<b>42.4</b>	<b>36.4</b>	<b>4</b>	<b>29</b>	<b>62</b>	<b>0</b>
<b>OPPONENTS</b>	<b>88</b>	<b>3756</b>	<b>42.7</b>	<b>37.1</b>	<b>9</b>	<b>25</b>	<b>60</b>	<b>1</b>

PUNT RET.	Ret	FC	Yds	Avg	Long	TD
Poole	26	18	191	7.3	40	0
Oliver	14	5	111	7.9	26	0
Bates	1	0	8	8.0	8	0
<b>TEAM</b>	<b>41</b>	<b>23</b>	<b>310</b>	<b>7.6</b>	<b>40</b>	<b>0</b>
<b>OPPONENTS</b>	<b>38</b>	<b>25</b>	<b>428</b>	<b>11.3</b>	<b>82</b>	<b>2</b>

KICKOFF RET.	No	Yds	Avg	Long	TD
Bates	47	1281	27.3	56	0
E. Mills	4	65	16.3	33	0
S. Greene	3	18	6.0	8	0
Rasby	3	32	10.7	12	0
Stone	3	76	25.3	37	0
S. Mills	2	12	6.0	12	0
Garcia	1	11	11.0	11	0
Poole	1	5	5.0	5	0
<b>TEAM</b>	<b>64</b>	<b>1500</b>	<b>23.4</b>	<b>56</b>	<b>0</b>
<b>OPPONENTS</b>	<b>55</b>	<b>1276</b>	<b>23.2</b>	<b>101</b>	<b>1</b>

PASSING	Att	Cmp	Yds	Cmp%	Yd/Att	TD	TD%	Int	Int%	Lg	Tk/LS	Rate
Collins	381	200	2124	52.5	5.57	11	2.9	21	5.5	59	27/200	55.7
Beuerlein	153	89	1032	58.2	6.75	6	3.9	3	2.0	52	17/111	83.6
<b>TEAM</b>	<b>534</b>	<b>289</b>	<b>3156</b>	<b>54.1</b>	<b>5.91</b>	<b>17</b>	<b>3.2</b>	<b>24</b>	<b>4.5</b>	<b>59</b>	<b>44/311</b>	<b>63.7</b>
<b>OPPONENTS</b>	<b>490</b>	<b>260</b>	<b>3253</b>	<b>53.1</b>	<b>6.64</b>	<b>17</b>	<b>3.5</b>	<b>11</b>	<b>2.2</b>	<b>59</b>	<b>36/246</b>	<b>76.2</b>

## SCORE BY PERIODS

TEAM	1	2	3	4	OT	TOT
<b>54</b>	<b>70</b>	<b>37</b>	<b>104</b>	<b>0</b>	<b>0</b>	<b>265</b>
<b>62</b>	<b>102</b>	<b>61</b>	<b>89</b>	<b>0</b>	<b>0</b>	<b>314</b>

DEFENSE	TOT	S	A	FF	FR	QP	PD
Cota	153	107	46	0	1	2	8
Mills, S.	117	74	43	1	0	5	0
Royal	107	66	41	3	2	4	6
Barrow	105	71	34	4	2	17	0
Minter	83	62	21	2	2	4	10
Lathon	76	49	27	2	0	18	3
Kragen	75	47	28	0	0	4	3
Miller	72	54	18	1	1	11	1
Poole	60	53	7	1	1	1	18
Terrell	58	38	20	0	0	0	4
Davis	50	40	10	0	1	0	23
Fox	32	20	12	0	0	6	0
Turnbull	29	16	13	0	0	11	0
Seals	28	19	9	1	0	7	3
Smith, R.	18	17	1	0	0	1	0
Cook	14	11	3	0	0	3	6
King	14	11	3	0	0	9	1
Bailey	13	9	4	0	0	0	0
Williams	7	1	6	0	0	0	0
Raybon	6	1	5	0	0	3	2
Morabito	5	4	1	0	1	1	0
Gaskins	5	2	3	0	0	0	0
Tatum	1	1	0	0	0	1	0
Saleh	1	1	0	0	0	0	0
Pieri	0	0	0	0	0	1	0

SACKS	TOTAL	Player
Barrow	8.5	Turnbull
Miller	5.5	Seals
Royal	5.0	Cook
Minter	3.5	Saleh
Lathon	2.0	Raybon
Kragen	2.0	<b>TEAM</b>
King	2.0	<b>36</b>
Cota	1.0	<b>OPPONENTS</b>
		<b>44</b>

F.GOALS	1-19	20-29	30-39	40-49	50+
Kasay	1/1	6/7	8/8	4/4	3/6
<b>TEAM</b>	<b>1/1</b>	<b>6/7</b>	<b>8/8</b>	<b>4/4</b>	<b>3/6</b>
<b>OPPONENTS</b>	<b>0/0</b>	<b>6/6</b>	<b>4/4</b>	<b>8/12</b>	<b>3/3</b>

**Kasay:** (52G)(55N,31G,31G,39G)(25G,36G,34G,28G)(54N,53N)(0)(25G,23G)(0)(54G)(0)(46G,27G)(36G,53G,27G)(44G,26B,31G)(34G,40G,18G)(43G)(0)  
**Opponents:** (38G)(25G,28G)(0)(25G,48G)(0)(34G,44G)(45N)(42N,25G,50G)(28G,43G,47B)(40N,26G)(50G,51G,45G)(43G,32G)(31G)(49G,42G,47G)

## PANTHERS USUAL STARTERS

WR 83 Carrier (6)	LE 93 Fox (9)
LT 78 Brockmeyer (13)	NT 71 Kragen (16)
LG 66 Campbell (11)	RE 99 Seals (7)
C 65 Garcia (16)	LOLB 56 Barrow (16)
RG 75 Skrepnek (16)	LILB 51 Mills (16)
RT 76 Davids-Garnido (15)	RILB 58 Royal (13)
TE 85 Walls (15)	ROLB 57 Lathon (15)
WR 84 Carruth (14)	LCB 25 Davis (14)
QB 12 Collins (13)	RCB 38 Poole (16)
FB 43 Greene (14)	SS 37 Cota (16)
HB 32 Lane (7)	FS 30 Minter (11)

ADMINISTRATION  
& COACHES

VETERANS

ROOKIES

2017 IN REVIEW

RECORDS

TEAM HISTORY

REFERENCE

# 1998 REGULAR SEASON STATISTICS

ADMINISTRATION  
& COACHES

VETERANS

ROOKIES

2007 IN REVIEW

RECORDS

TEAM HISTORY

REFERENCE

WON 4, LOST 12				4th NFC WEST			
HEAD COACH DOM CAPERS							
09/06	L	14-19	ATLANTA	65,129			
09/13	L	14-19	at New Orleans	51,915			
09/27	L	30-37	GREEN BAY	69,723			
10/04	L	23-51	at Atlanta	50,724			
10/11	L	20-27	at Dallas	64,181			
10/18	L	13-16	at Tampa Bay	63,600			
10/25	L	14-30	BUFFALO	64,950			
11/01	W	31-17	NEW ORLEANS	62,514			
11/08	L	23-25	at San Francisco	68,572			
11/15	L	9-13	MIAMI	67,887			
11/22	W	24-20	at St. Louis	50,716			
11/29	L	21-48	at New York Jets	71,501			
12/06	L	28-31OT	SAN FRANCISCO	63,332			
12/13	L	25-28	WASHINGTON	46,940			
12/20	W	20-13	ST. LOUIS	50,047			
12/27	W	27-19	at Indianapolis	58,182			

STATISTIC	CAR.	OPP.
TOTAL FIRST DOWNS	261	315
Rush/Pass/Pen	68/171/22	95/197/23
3rd Down: Made/Att	80/216	88/211
3rd Down Pct.	37.0	41.7
4th Down: Made/Att	10/21	5/9
4th Down Pct.	47.6	55.6
POSSESSION AVG.	28.10	31.50
TOTAL NET YARDS	4,780	5,842
Avg. Per Game	288.4	311.3
Total Plays	966	1,029
Avg. Per Play	4.9	5.7
NET YARDS RUSHING	1,458	2,133
Avg. Per Game	91.1	133.3
Total Rushes	405	491
NET YARDS PASSING	3,322	3,709
Avg. Per Game	207.6	231.8
Sacked/Yards Lost	54/302	37/228
Gross Yards	3,624	3,937
Attempts/Complete	507/292	501/298
Completion Pct.	57.6	59.5
Had Intercepted	18	19
PUNTS/AVERAGE	77/40.7	71/44.0
Net Punting Avg.	77/38.1	71/35.2
PENALTIES/YARDS	113/931	110/892
FUMBLES/BALL LOST	39/17	24/14
TOUCHDOWNS	40	46
Rushing	11	14
Passing	25	30
Returns	4	2

SCORING	TD	Ru	Pa	Rt	PAT	FG	2	S	PT
Kasay	0	0	0	0	35/37	19/26	0	0	92
Ismail	8	0	8	0	0/0	0/0	0	0	48
Muhammad	6	0	6	0	0/0	0/0	1	0	38
Lane	5	5	0	0	0/0	0/0	0	0	30
Walls	5	0	5	0	0/0	0/0	0	0	30
Biakabutuka	4	3	1	0	0/0	0/0	0	0	24
Floyd	4	3	1	0	0/0	0/0	0	0	24
Carrier	2	0	2	0	0/0	0/0	0	0	12
E. Davis	2	0	2	0	0/0	0/0	0	0	12
Bates	1	0	1	0	0/0	0/0	0	0	6
Broughton	1	0	1	0	0/0	0/0	0	0	6
Johnson	1	0	1	0	0/0	0/0	0	0	6
Stone	1	0	1	0	0/0	0/0	0	0	6
Collins	0	0	0	0	0/0	0/0	1	0	2
<b>TEAM</b>	<b>40</b>	<b>11</b>	<b>25</b>	<b>4</b>	<b>35/37</b>	<b>19/26</b>	<b>2</b>	<b>0</b>	<b>336</b>
<b>OPPONENTS</b>	<b>46</b>	<b>14</b>	<b>30</b>	<b>2</b>	<b>41/43</b>	<b>30/31</b>	<b>1</b>	<b>2</b>	<b>413</b>

RUSHING	No	Yds	Avg	Long	TD
Lane	205	717	3.5	31	5
Biakabutuka	101	427	4.2	41	3
Johnson	36	135	3.8	21	0
Floyd	28	71	2.5	7	3
Ismail	3	42	14.0	36	0
Collins	7	40	5.7	16	0
Beuerlein	22	26	1.2	13	0
Walter	3	0	0.0	0	0
<b>TEAM</b>	<b>405</b>	<b>1458</b>	<b>3.6</b>	<b>41</b>	<b>11</b>
<b>OPPONENTS</b>	<b>491</b>	<b>2133</b>	<b>4.3</b>	<b>71</b>	<b>11</b>

RECEIVING	No	Yds	Avg	Long	TD
Ismail	69	1024	14.8	62	8
Muhammad	68	941	13.8	72	6
Walls	49	506	10.3	30	5
Johnson	27	242	9.0	38	1
Floyd	24	123	5.1	20	1
Carrier	19	301	15.8	42	2
Lane	12	85	7.1	16	0
Biakabutuka	8	138	17.3	42	1
Broughton	6	142	23.7	68	1
Caruth	4	59	14.8	47	0
Hayes	3	62	20.7	35	0
Stone	1	7	7.0	7	0
Mangum	1	5	5.0	5	0
Collins	1	-11	-11.0	-11	0
<b>TEAM</b>	<b>292</b>	<b>3624</b>	<b>12.4</b>	<b>72</b>	<b>25</b>
<b>OPPONENTS</b>	<b>298</b>	<b>3937</b>	<b>13.2</b>	<b>82</b>	<b>30</b>

INTERCEPTIONS	No	Yds	Avg	Long	TD
E. Davis	5	81	16.2	56	2
Brady	4	85	21.3	43	0
Evans	2	18	9.0	18	0
Greene	2	18	9.0	18	0
Smith	1	43	43.0	43	0
Veland	1	24	24.0	24	0
Barrow	1	10	10.0	10	0
Minter	1	7	7.0	7	0
McGill	1	6	6.0	6	0
Lloyd	1	3	3.0	3	0
<b>TEAM</b>	<b>19</b>	<b>295</b>	<b>15.5</b>	<b>56</b>	<b>2</b>
<b>OPPONENTS</b>	<b>18</b>	<b>179</b>	<b>9.9</b>	<b>41</b>	<b>0</b>

PUNTING	No	Yds	Avg	Net	TB	I20	Lg	B
Walter	77	3131	40.7	38.1	5	20	59	0
<b>TEAM</b>	<b>77</b>	<b>3131</b>	<b>40.7</b>	<b>38.1</b>	<b>5</b>	<b>20</b>	<b>59</b>	<b>0</b>
<b>OPPONENTS</b>	<b>71</b>	<b>3125</b>	<b>44.0</b>	<b>35.2</b>	<b>8</b>	<b>14</b>	<b>60</b>	<b>1</b>

PUNT RET.	Ret	FC	Yds	Avg	Long	TD
Oliver	44	11	464	10.5	35	0
<b>TEAM</b>	<b>44</b>	<b>11</b>	<b>464</b>	<b>10.5</b>	<b>35</b>	<b>0</b>
<b>OPPONENTS</b>	<b>20</b>	<b>36</b>	<b>94</b>	<b>4.7</b>	<b>24</b>	<b>0</b>

KICKOFF RET.	No	Yds	Avg	Long	TD
Bates	59	1480	25.1	99	1
Stone	9	252	28.0	45	0
Johnson	2	12	6.0	9	0
Oliver	2	43	21.5	25	0
Brady	1	8	8.0	8	0
Floyd	1	22	22.0	22	0
Jensen	1	9	9.0	9	0
Saleh	1	8	8.0	8	0
<b>TEAM</b>	<b>76</b>	<b>1834</b>	<b>24.1</b>	<b>99</b>	<b>1</b>
<b>OPPONENTS</b>	<b>65</b>	<b>1439</b>	<b>22.1</b>	<b>93</b>	<b>1</b>

PASSING	Att	Cmp	Yds	Cmp%	Yd/Att	TD	TD%	Int	Int%	Lg	Tk/LS	Rate
Beuerlein	343	216	2613	63.0	7.62	17	5.0	12	3.5	68	44/251	88.2
Collins	162	76	1011	46.9	6.24	8	4.9	5	3.1	72	10/51	70.8
Floyd	1	0	0.0	0.0	0.0	0	0.0	1	100.0	0	0/0	0.0
Walter	1	0	0.0	0.0	0.0	0	0.0	0	0.0	0	0/0	39.6
<b>TEAM</b>	<b>507</b>	<b>292</b>	<b>3624</b>	<b>57.6</b>	<b>7.15</b>	<b>25</b>	<b>4.9</b>	<b>18</b>	<b>3.6</b>	<b>72</b>	<b>54/302</b>	<b>81.5</b>
<b>OPPONENTS</b>	<b>501</b>	<b>298</b>	<b>3937</b>	<b>59.5</b>	<b>7.86</b>	<b>30</b>	<b>6.0</b>	<b>19</b>	<b>3.8</b>	<b>81</b>	<b>37/228</b>	<b>88.6</b>

TEAM	SCORE BY PERIODS					
	1	2	3	4	TOT	
<b>TEAM</b>	<b>60</b>	<b>108</b>	<b>61</b>	<b>107</b>	<b>0</b>	<b>336</b>
<b>OPPONENTS</b>	<b>84</b>	<b>117</b>	<b>128</b>	<b>81</b>	<b>3</b>	<b>413</b>

DEFENSE	TOT	S	A	FF	FR	QP	PD
Barrow	158	112	46	1	2	6	1
Brady	142	95	47	2	0	5	6
Alexander	114	77	37	1	0	2	11
Gilbert	89	40	2	0	2	25	3
Lloyd	81	48	33	2	1	7	0
Greene	66	47	19	1	1	36	1
Davis	65	61	4	1	1	0	7
Richardson	56	37	19	1	1	0	2
Peter	45	27	18	1	1	8	0
Evans	42	33	9	0	0	0	9
Miller	34	18	16	0	3	9	0
Fox	32	22	10	1	0	13	0
Minter	29	26	3	0	0	0	8
Tatum	26	18	8	1	0	3	2
Morabito	25	14	11	0	0	7	2
Lofatto	25	20	5	0	0	0	11
Terry	22	14	8	0	0	3	0
Smith	19	16	3	0	1	0	4
Veland	16	11	5	1	0	0	3
McGill	16	13	3	1	0	0	7
Saleh	11	5	6	1	0	1	0
Wheeler	9	8	1	0	0	0	2
Lathon	7	4	3	0	0	1	0
Jones	4	2	2	0	0	3	0

SACKS	Player	Fox	Jones	Lloyd	McGill	Peter	TEAM
Greene	15.0						1.0
Gilbert	6.0						1.0
Barrow	4.0						1.0
Brady	4.0						1.0
Terry	2.0						3.0
Davis	1.0						5.0
<b>OPPONENTS</b>							5.0

F.GOALS	1-19	20-29	30-39	40-49	50+
<b>FIELD GOALS</b>	<b>1-19</b>	<b>20-29</b>	<b>30-39</b>	<b>40-49</b>	<b>50+</b>
Kasay	0/0	5/5	4/5	6/9	4/7
<b>TEAM</b>	<b>0/0</b>	<b>5/5</b>	<b>4/5</b>	<b>6/9</b>	<b>4/7</b>
<b>OPPONENTS</b>	<b>0/0</b>	<b>10/10</b>	<b>7/7</b>	<b>12/12</b>	<b>1/2</b>

**Kasay:** (145N)(42G,42G,56G)(54N,28G)(1)(53G,20G,47N)(54G)(32B,50G,42G,41G,51N,57N)(32G,27G,43G)(35G)(1)(47N)(26G)(32G,37G)(44G,27G)

**Opponents:** (43G)(46G,56G)(41G)(23G,25G,28G)(27G,55N,38G)(33G)(42G,47G,44G)(49G)(46G)(22G,22G)(39G,41G)(30G,37G,26G,38G)(23G)(1)(43G,38G)(22G,28G,47G,42G)

PANTHERS USUAL STARTERS			
WR 87	Muhammad (16)	LE 97	Peter (11)
LT 78	Brockmeyer (14)	NT 90	Morabito (5)
LG 66	Campbell (7)	LG 94	Gilbert (16)
C 65	Garcia (5)	ROLB 91	Greene (15)
RG 64	Lacina (10)	LLB 52	Brady (16)
RT 76	Davidis-Garrido (16)	RLB 56	Barrow (16)
TE 85	Walls (14)	ROLB 95	Lloyd (14)
WR 81	Ismail (15)	LCB 25	Davis (16)
QB 7	Beuerlein (12)	RCB 33	Evans (7)
FB 40	Floyd (13)	SS 39	Richardson (7)
HB 32	Lane (11)	FS 46	Alexander (11)

# 1999 REGULAR SEASON STATISTICS

## WON 8, LOST 8

HEAD COACH GEORGE SEIFERT			2nd NFC WEST	
09/12	L	10-19	at New Orleans	58,166
09/19	L	20-22	JACKSONVILLE	64,261
09/26	W	27-3	CINCINNATI	61,269
10/03	L	36-38	at Washington	76,831
10/17	W	31-29	at San Francisco	68,151
10/24	L	9-24	DETROIT	64,322
10/31	L	20-27	at Atlanta	52,594
11/07	W	33-7	PHILADELPHIA	62,569
11/14	L	10-35	at St. Louis	65,965
11/21	W	31-17	at Cleveland	72,818
11/28	W	34-28	ATLANTA	55,507
12/05	L	21-34	ST. LOUIS	62,285
12/12	W	33-31	at Green Bay	59,869
12/18	W	41-24	SAN FRANCISCO	62,373
12/26	L	20-30	at Pittsburgh	39,428
01/02	W	45-13	NEW ORLEANS	56,929

## STATISTIC

	CAR.	OPP.
TOTAL FIRST DOWNS	307	331
Rush/Pass/Pen	78/208/21	115/189/27
3rd Down: Made/Att	77/201	89/214
3rd Down Pct.	38.3	41.6
4th Down: Made/Att	10/20	11/20
4th Down Pct.	50.0	55.0
POSSESSION AVG.	29:23	30:37
TOTAL NET YARDS	5686	5503
Avg. Per Game	355.4	343.9
Total Plays	982	1042
Avg. Per Play	5.8	5.3
NET YARDS RUSHING	1525	1898
Avg. Per Game	95.3	118.6
Total Rushes	356	450
NET YARDS PASSING	4161	3605
Avg. Per Game	260.1	225.3
Sacked/Yards Lost	51/286	35/235
Gross Yards	4447	3840
Att./Completions	575/345	557/327
Completion Pct.	60.0	58.7
Had Intercepted	15	15
PUNTS/AVERAGE	65/39.4	74/39.5
Net Punting Avg.	65/36.7	74/34.4
FUMBLES/YARDS	106/857	109/877
FUMBLES/BALL LOST	24/19	22/14
TOUCHDOWNS	50	47
Rushing	12	13
Passing	36	26
Return	2	8

## SCORING

	TD	Ru	Pa	RT	PAT	FG	2	S	PT
Kasay	0	0	0	0	33/33	22/25	0	0	99
Jeffers	12	0	12	0	0/0	0/0	0	0	72
Walls	12	0	12	0	0/0	0/0	0	0	72
Muhammad	8	0	8	0	0/0	0/0	0	0	48
Biakabutuka	6	6	0	0	0/0	0/0	0	0	36
Cunningham	0	0	0	0	13/14	3/3	0	0	22
Floyd	3	3	0	0	0/0	0/0	0	0	18
Bates	2	0	2	0	0/0	0/0	0	0	12
Beuerlein	2	2	0	0	0/0	0/0	0	0	12
Hayes	2	0	2	0	0/0	0/0	0	0	12
Kinchen	2	0	2	0	0/0	0/0	0	0	12
Lane	1	1	0	0	0/0	0/0	0	0	6
TEAM	50	12	36	2	46/47	25/28	0	0	421
OPPONENTS	47	13	26	8	42/43	19/25	0	0	381

## PASSING

	Att	Cmp	Yds	Cmp%	Yd/Att	TD	TD%	Int	Int%	Lg	TK/LS	Rate
Beuerlein	571	343	4436	60.1	7.77	36	6.3	15	2.6	88t	50/280	94.6
Lewis	3	2	11	66.7	3.67	0	0.0	0	0.0	12	1/6	72.9
Bono	1	0	0	0.0	0.00	0	0.0	0	0.0	0	0/0	39.6
TEAM	575	345	4447	60.0	7.73	36	6.3	15	2.6	88t	51/286	94.3
OPPONENTS	557	327	3840	58.7	6.89	26	4.7	15	2.7	67t	35/235	84.1

## RUSHING

	No	Yds	Avg	Long	TD
Biakabutuka	138	718	5.2	67t	6
Lane	115	475	4.1	41t	1
Beuerlein	27	124	4.6	16	2
Floyd	35	78	2.2	16	3
Johnson	25	72	2.9	23	0
Metcalf	2	20	10.0	17	0
Jeffers	2	16	8.0	23	0
Bates	3	12	4.0	12	0
Hetherington	2	7	3.5	5	0
Caruth	1	4	4.0	4	0
Lewis	4	1	0.3	4	0
Bono	2	-2	-1.0	-1	0
TEAM	356	1525	4.3	67t	12
OPPONENTS	450	1898	4.2	44t	13

## RECEIVING

	No	Yds	Avg	Long	TD
Muhammad	96	1253	13.1	60t	8
Jeffers	63	1082	17.2	88t	12
Walls	63	822	13.0	37t	12
Biakabutuka	23	189	8.2	32	0
Lane	23	163	7.1	23	0
Floyd	21	179	8.5	25	0
Caruth	14	200	14.3	43	0
Johnson	13	103	7.9	22	0
Hayes	11	270	24.5	56t	2
Metcalf	11	133	12.1	33	0
Kinchen	5	45	9.0	26t	2
Mangum	1	6	6.0	6	0
Bates	1	2	2.0	2	0
TEAM	345	4447	12.9	88t	36
OPPONENTS	327	3840	11.7	67t	32

## INTERCEPTIONS

	No	Yds	Avg	Long	TD
Davis	5	49	9.8	16	0
Minter	3	69	23.0	44	0
Alexander	2	18	9.0	18	0
Evans	2	1	0.5	1	0
Richardson	1	27	27.0	27	0
Gilbert	1	4	4.0	4	0
Wells	1	1	1.0	1	0
TEAM	15	169	11.3	44	0
OPPONENTS	15	267	17.8	57t	3

## PUNTING

	No	Yds	Avg	Net	TB	I20	Lg	B
Walter	65	2562	39.4	36.7	1	18	56	0
TEAM	65	2562	39.4	36.7	1	18	56	0
OPPONENTS	74	2924	39.5	34.4	7	16	57	1

## PUNT RET.

	Ret	FC	Yds	Avg	Long	TD
Metcalf	34	18	238	7.0	30	0
Johnson	1	0	3	3.0	3	0
TEAM	35	18	241	6.9	30	0
OPPONENTS	32	21	158	4.9	27	0

## KICKOFF RET.

	No	Yds	Avg	Long	TD
Bates	52	1287	24.8	100t	2
Metcalf	4	56	14.0	31	0
Kinchen	3	29	9.7	15	0
Lane	3	58	19.3	22	0
Mangum	2	20	10.0	13	0
Hetherington	1	16	16.0	16	0
Johnson	1	9	9.0	9	0
TEAM	66	1475	22.3	100t	2
OPPONENTS	76	1425	18.8	58	0

## SCORE BY PERIODS

	1	2	3	4	OT	TOT
TEAM	90	155	89	87	0	421
OPPONENTS	78	111	67	125	0	381

## DEFENSE

	TOT	S	A	FF	FR	QP	PD
Barrow	131	88	43	1	1	1	1
Wells	106	66	40	2	2	0	5
Alexander	96	75	21	1	0	0	8
Minter	91	67	24	0	2	2	6
Gilbert	81	43	38	18	3	0	5
Davis	77	65	12	0	1	1	12
Wiley	67	46	21	11	0	0	0
Evans	66	53	13	0	1	0	14
Morabito	57	43	14	7	0	0	0
Greene	49	34	15	11	1	3	1
Rucker	42	31	11	5	0	0	2
Peter	33	21	12	5	0	0	4
Tovar	32	17	15	0	0	0	1
Jones, D.	30	15	15	1	0	0	0
Edwards	29	21	8	6	0	0	0
Mullen	24	20	4	1	0	0	3
Swift	24	20	4	0	0	0	4
Tuvalo	22	13	9	3	0	1	0
Jones, E.	11	7	4	8	0	0	0
Richardson	10	9	1	1	0	0	0
Terry, R.	7	4	3	0	0	0	0
Navie	3	3	0	0	0	0	0
Dingle	3	1	2	0	0	0	0
Maumau	2	0	2	0	0	0	0
Scurlock	1	1	0	0	0	0	0
Terry, C.	0	0	0	0	0	1	0
Muhammad	0	0	0	0	1	0	0

## SACKS

Player	TOTAL	Edwards	2.0
Greene	12.0	Minter	1.0
Peter	4.5	Richardson	1.0
Barrow	4.0	Tuvalo	1.0
Rucker	3.0	Wells	0.5
Gilbert	2.5	TEAM	35.0
E. Jones	2.5	OPPONENTS	51.0

## F.GOALS

	1-19	20-29	30-39	40-49	50+
Cunningham	0/0	2/2	0/0	1/1	0/0
Kasay	1/1	8/8	6/6	5/6	2/4
TEAM	1/1	10/10	6/6	6/7	2/4
OPPONENTS	0/0	5/5	8/11	6/8	0/1

Kasay (52G,53N)(0)(48G,21G)(43G,52N,43G,42G)(19G)  
 (21G,30G,23G)(31G,51G)(38G,28G,36G,22G)(24G)(44G)  
 (30G,24G,47N)(0)(20G,37G)(0)  
 Cunningham(0)(0)(0)(0)(0)(0)(0)(0)(21G,43G)(0)(27G)  
 Opponents:(46G,21G)(36G,40G,31G,49N)  
 (47N,37N,30N,39G)(31G)(38G,34G,40G)(29G)(39G,24G)  
 (1)(38N,23G)(1)(44G,51N,29G)(40G)(37G)(46G)(1)

## PANTHERS USUAL STARTERS

WR 87 Muhammad (15)	LE 97 Peter (9)
LT 75 C. Jones (16)	NT 90 Morabito (16)
LG 66 Campbell (10)	RT 94 Gilbert (16)
C 65 Garcia (16)	RE 99 Wiley (16)
RG 61 Redmon (15)	SLB 51 Greene (16)
RT 70 Terry (16)	MLB 95 Wells (10)
TE 85 Walls (16)	WB 56 Barrow (16)
WR 81 Jeffers (10)	LCB 25 Davis (16)
QB 7 Beuerlein (16)	RCB 33 Evans (16)
FB 40 Floyd (16)	SS 46 Alexander (16)
HB 32 Biakabutuka (11)	FS 30 Minter (16)

ADMINISTRATION  
& COACHES

# 2000 REGULAR SEASON STATISTICS

ADMINISTRATION  
& COACHES

VETERANS

ROOKIES

2007 IN REVIEW

RECORDS

TEAM HISTORY

REFERENCE

## WON 7, LOST 9

		HEAD COACH GEORGE SEIFERT		3rd NFC WEST	
09/03	L	17-20	at Washington	80,257	
09/10	W	38-22	at San Francisco	66,879	
09/17	L	10-15	ATLANTA	66,498	
10/01	L	13-160T	DALLAS	68,909	
10/08	W	26-3	SEATTLE	57,090	
10/15	L	6-24	at New Orleans	50,015	
10/22	W	34-16	SAN FRANCISCO	61,350	
10/29	L	12-13	at Atlanta	46,178	
11/05	W	27-24	at St. Louis	66,048	
11/12	L	10-20	NEW ORLEANS	61,789	
11/19	L	17-31	at Minnesota	64,208	
11/27	W	31-14	GREEN BAY	62,518	
12/03	W	16-3	ST. LOUIS	46,659	
12/10	L	14-15	at Kansas City	77,481	
12/17	W	30-22	SAN DIEGO	42,206	
12/24	L	9-52	at Oakland	60,637	

## STATISTIC

	CAR.	OPP.
TOTAL FIRST DOWNS	304	304
Rushing	63	107
Passing	201	184
Penalty	40	13
3rd Down: Made/Att	78/198	90/208
3rd Down Pct.	39.4	43.3
4th Down: Made/Att	8/14	6/19
4th Down Pct.	57.1	31.6
POSSESSION AVG.	29:54	30:06
TOTAL NET YARDS	4654	5656
Avg. Per Game	290.9	353.5
Total Plays	998	1005
Avg. Per Play	4.7	5.6
NET YARDS RUSHING	1186	1944
Avg. Per Game	74.1	121.5
Total Rushes	363	426
NET YARDS PASSING	3468	3712
Avg. Per Game	216.8	232.0
Sacked/Yards Lost	69/382	27/226
Gross Yards	3850	3938
Att./Completions	566/340	552/352
Completion Pct.	60.1	63.8
Had Intercepted	19	17
PUNTS/AVERAGE	66/37.3	58/39.8
Net Punting Avg.	66/33.8	58/32.3
PENALTIES/YARDS	84/683	128/1073
FUMBLES/BALL LOST	25/16	37/21
TOUCHDOWNS	31	35
Rushing	7	12
Passing	19	19
Returns	5	4

## SCORING

	TD	Ru	Pa	Rt	PAT	FG	2	PT
Nedney	0	0	0	0	20/20	26/28	0	98
Muhammad	6	0	6	0	0/0	0/0	0	36
Biakabutuka	4	2	2	0	0/0	0/0	0	24
Cunningham	0	0	0	0	9/9	5/7	0	24
Hayes	3	0	3	0	0/0	0/0	0	18
Hetherington	3	2	1	0	0/0	0/0	0	18
Byrd	2	0	2	0	0/0	0/0	0	12
Floyd	2	1	1	0	0/0	0/0	0	12
Walls	2	0	2	0	0/0	0/0	0	12
Beuerlein	1	1	0	0	0/0	1/0	8	8
Bates	1	0	0	1	0/0	0/0	0	6
Crawford	1	0	1	0	0/0	0/0	0	6
Evans	1	0	0	1	0/0	0/0	0	6
Hitchcock	1	0	0	1	0/0	0/0	0	6
Hoover	1	1	0	0	0/0	0/0	0	6
Mangum	1	0	1	0	0/0	0/0	0	6
Minter	1	0	0	1	0/0	0/0	0	6
Uwaezuoke	1	0	0	1	0/0	0/0	0	6
TEAM	31	7	19	5	29/31	35/35	0	610
OPPONENTS	35	12	19	4	30/31	32/30	2	3310

## RUSHING

	No	Yds	Avg	Long	TD
Biakabutuka	173	627	3.6	43	2
Hoover	89	290	3.3	35	1
Beuerlein	44	106	2.4	15	1
Hetherington	23	65	2.8	14	2
Lewis	8	36	4.5	19	0
Floyd	16	33	2.1	8	1
Bates	5	13	2.6	8	0
Muhammad	2	12	6.0	8	0
Craig	2	4	2.0	5	0
Walter	1	0	0.0	0	0
TEAM	363	1186	3.3	43	7
OPPONENTS	426	1944	4.6	42	12

## RECEIVING

	No	Yds	Avg	Long	TD
Muhammad	102	1183	11.6	36	6
Hayes	66	926	14.0	43t	3
Biakabutuka	34	341	10.0	25	2
Walls	31	422	13.6	54	2
Byrd	22	241	11.0	34t	2
Mangum	19	215	11.3	31	1
Floyd	17	114	6.7	15	1
Hoover	15	112	7.5	16	0
Hetherington	14	116	8.3	19	1
Bates	5	38	7.6	23	0
Crawford	4	47	11.8	16t	1
Uwaezuoke	4	46	11.5	21	0
Hankton	4	38	9.5	14	0
Craig	2	4	2.0	4	0
Kinchen	1	7	7.0	7	0
TEAM	340	3850	11.3	54	19
OPPONENTS	352	3938	11.2	62	19

## INTERCEPTIONS

	No	Yds	Avg	Long	TD
Davis	5	14	2.8	8	0
Hitchcock	3	116	38.7	88t	1
Minter	2	38	19.0	30t	1
Evans	2	17	8.5	17	0
Wells	1	14	14.0	14	0
Gilbert	1	0	0.0	0	0
Navies	1	0	0.0	0	0
Robinson	1	0	0.0	0	0
Woodall	1	0	0.0	0	0
TEAM	17	199	11.7	88t	2
OPPONENTS	19	365	19.2	46	2

## PUNTING

	No	Yds	Avg	Net	TB	10	Lg	B
Walter	64	2459	38.4	33.8	2	19	66	2
TEAM	66	2459	37.3	33.8	2	19	66	2
OPPONENTS	58	2311	39.8	32.3	10	13	55	0

## PUNT RET.

	Ret	FC	Yds	Avg	Long	TD
Uwaezuoke	10	6	173	17.3	64t	1
Bates	7	3	31	4.4	12	0
Davis	2	2	24	12.0	20	0
Byrd	1	1	10	10.0	10	0
Hitchcock	1	0	0	0.0	0	0
TEAM	21	12	238	11.3	64t	1
OPPONENTS	25	22	187	7.5	36	0

## KICKOFF RET.

	No	Yds	Avg	Long	TD
Bates	42	941	22.4	92t	1
Byrd	9	172	19.1	30	0
Hetherington	2	21	10.5	11	0
Burks	1	25	25.0	25	0
R. Green	1	1	1.0	1	0
TEAM	55	1160	21.1	92t	1
OPPONENTS	64	1120	17.5	32	0

## PASSING

	Att	Cmp	Yds	Cmp%	Yd/Att	TD	TD%	Int	Int%	Lg	TWLS	Rate
Beuerlein	533	324	3730	60.8	7.00	19	3.6	18	3.4	54	62/331	79.7
Lewis	32	16	120	50.0	3.75	0	0.0	1	3.1	16	7/51	46.4
Walter	1	0	0	0.0	0.00	0	0.0	0	0.0	0	0/0	39.6
TEAM	566	340	3850	60.1	6.80	19	3.4	19	3.4	54	69/382	77.7
OPPONENTS	552	352	3938	63.8	7.13	19	3.4	17	3.1	62	27/226	83.6

## SCORE BY PERIODS

	1	2	3	4	OT	TOT
TEAM	78	106	60	66	0	310
OPPONENTS	46	108	70	83	3	310

## DEFENSE

	TOT	S	A	QP	FF	FR	PD
Minter	142	91	51	0	5	1	3
Robinson	118	69	49	0	1	3	1
Woodall	109	70	39	1	1	1	1
Towns	106	71	35	0	3	2	0
Evans	97	77	20	0	2	5	18
Wells	85	62	23	2	1	0	2
Davis	81	61	20	0	3	0	18
Gilbert	71	54	17	14	2	1	4
Rucker	52	34	18	7	1	0	1
Morabito	40	28	12	4	0	1	0
Lucas	38	21	17	3	1	1	2
Williams	37	23	14	7	1	0	1
Hitchcock	33	32	1	0	1	0	4
White	27	17	10	17	0	1	1
Navies	24	17	7	4	1	0	0
Peter	20	12	8	4	0	0	2
Anderson	19	13	6	0	0	0	0
Swann	18	10	8	8	0	0	5
McKinley	17	11	6	1	0	0	0
Richardson	5	3	2	0	0	0	1
Smith	5	3	2	0	0	0	0
Minor	4	0	4	0	0	0	0

## SACKS

Player	TOTAL	Morabito	2.0
Williams	6.0	Navies	2.0
White	5.5	Peter	2.0
Gilbert	4.0	Swann	1.0
Rucker	2.5	TEAM	27.0
Minter	2.0	OPPONENTS	69.0

## F.GOALS

	1-19	20-29	30-39	40-49	50+
Cunningham	0/0	3/5	2/2	0/0	0/0
Nedney	1/1	10/10	6/7	7/8	2/2
TEAM	1/1	13/15	8/9	7/8	2/2
OPPONENTS	0/0	8/8	7/10	5/9	0/3

Nedney: 0(0)0(0)(44G,42G,29G,34N)(52G,46G)(30G,38G)(35G,48G,25G,24G)(35G,45G,24G,46G)(38G)(28G)(26G)(20G,23G,37G)(48N)(18G)(46G,21G,51G)

Cunningham: (29G,27N)(24G)(25B,33G)(39G,23G)000000000000

Opponents: (24G,21G)(0)(31G,50N,47N,27G)(27G,45N,24G)(42G)(51B,29G)(38G)(35

# 2001 REGULAR SEASON STATISTICS

## WON 1, LOST 15

HEAD COACH		GEORGE SEIFERT		5th NFC WEST	
09/09	W	24-13	at Minnesota	64,108	
09/23	L	16-24	at Atlanta	49,312	
10/07	L	7-28	GREEN BAY	67,417	
10/14	L	14-24	at San Francisco	66,944	
10/14	L	25-27	NEW ORLEANS	46,744	
10/21	L	14-170T	at Washington	74,480	
10/28	L	12-13	NEW YORK JETS	59,253	
11/04	L	6-23	at Miami	72,597	
11/11	L	14-48	at St. Louis	66,069	
11/18	L	22-250T	SAN FRANCISCO	58,054	
11/25	L	7-10	ATLANTA	50,219	
12/02	L	23-27	at New Orleans	70,020	
12/09	L	24-25	at Buffalo	44,549	
12/23	L	32-38	ST. LOUIS	47,873	
12/30	L	7-30	ARIZONA	43,272	
01/06	L	6-38	NEW ENGLAND	21,070	

## STATISTIC

	CAR.	OPP.
TOTAL FIRST DOWNS	236	306
Rushing	68	104
Passing	144	187
Penalty	24	11
3rd Down: Made/Att	67/219	97/233
3rd Down Pct.	30.6	41.6
4th Down: Made/Att	5/21	7/10
4th Down Pct.	23.8	70.0
POSSESSION AVG.	27.30	32.30
TOTAL NET YARDS	4254	5943
Avg. Per Game	265.9	371.4
Total Plays	965	1057
Avg. Per Play	4.4	5.6
NET YARDS RUSHING	1372	2301
Avg. Per Game	85.8	143.8
Total Rushes	354	521
NET YARDS PASSING	2882	3642
Avg. Per Game	180.1	227.6
Sacked/Yards Lost	32/216	26/167
Gross Yards	3098	3809
Att./Completions	579/314	510/306
Completion Pct.	54.2	60.0
Had Intercepted	22	24
PUNTS/AVERAGE	94/47.0	85/40.7
Net Punting Avg.	94/39.9	85/34.6
PENALTIES/YARDS	87/747	96/793
FUMBLES/BALL LOST	33/13	27/12
TOUCHDOWNS	27	48
Rushing	9	13
Passing	12	25
Returns	6	10

## SCORING

	TD	Ru	Pa	Rt	PAT	FG	2	S	PT
Kasay	0	0	0	0	22/23	23/28	0	0	91
Weinke	6	6	0	0			0	0	36
Walls	5	0	5	0			0	0	30
Huntley	3	2	1	0			0	0	18
Smith	3	0	0	3			0	0	18
Hayes	2	0	2	0			0	0	12
Mangum	2	0	2	0			0	0	12
Anderson	1	0	0	1			0	0	6
Biakabutuka	1	1	0	0			0	0	6
Byrd	1	0	1	0			0	0	6
Crawford	1	0	0	1			0	0	6
Evans	1	0	0	1			0	0	6
Muhammad	1	0	1	0			0	0	6
<b>TEAM</b>	<b>27</b>	<b>9</b>	<b>12</b>	<b>6</b>	<b>22/23</b>	<b>23/28</b>	<b>0</b>	<b>0</b>	<b>253</b>
<b>OPPONENTS</b>	<b>48</b>	<b>13</b>	<b>25</b>	<b>10</b>	<b>43/44</b>	<b>25/30</b>	<b>0</b>	<b>0</b>	<b>410</b>

## SCORE BY PERIODS

	1	2	3	4	OT	TOT
TEAM	50	83	52	68	0	253
OPPONENTS	78	114	112	100	6	410

## RUSHING

	No	Yds	Avg	Long	TD
Huntley	165	665	4.0	25	2
Biakabutuka	53	230	4.3	27	1
Goings	66	197	3.0	16	0
Weinke	37	128	3.5	23	6
Hoover	17	71	4.2	10	0
Smith	4	43	10.8	39	0
Craig	3	20	6.7	13	0
Hetherington	5	12	2.4	8	0
Lytle	2	8	4.0	4	0
Sauerbrun	1	0	0.0	0	0
Byrd	1	-2	-2.0	-2	0
<b>TEAM</b>	<b>354</b>	<b>1372</b>	<b>3.9</b>	<b>39</b>	<b>9</b>
<b>OPPONENTS</b>	<b>521</b>	<b>2301</b>	<b>4.4</b>	<b>71t</b>	<b>13</b>

## RECEIVING

	No	Yds	Avg	Long	TD
Hayes	52	597	11.5	48	2
Muhammad	50	585	11.7	43	1
Walls	43	452	10.5	25	5
Byrd	37	492	13.3	42	1
Hoover	26	185	7.1	19	0
Hetherington	23	124	5.4	15	0
Huntley	21	101	4.8	23	1
Mangum	15	89	5.9	11	2
Jeffers	14	127	9.1	21	0
Biakabutuka	12	121	10.1	47	0
Smith	10	154	15.4	33	0
Goings	8	39	4.9	11	0
Broughton	2	22	11.0	13	0
Crawford	1	10	10.0	10	0
<b>TEAM</b>	<b>314</b>	<b>3098</b>	<b>9.9</b>	<b>48</b>	<b>12</b>
<b>OPPONENTS</b>	<b>306</b>	<b>3809</b>	<b>12.4</b>	<b>94t</b>	<b>25</b>

## INTERCEPTIONS

	No	Yds	Avg	Long	TD
Evans	8	126	15.8	49	1
Grant	5	96	19.2	43	0
Hitchcock	3	65	21.7	35	0
Minter	2	32	16.0	30	0
Buckner	1	29	29.0	29	0
Howard	1	16	16.0	16	0
Morgan	1	10	10.0	10	0
Anderson	1	0	0.0	0	0
Towns	1	0	0.0	0	0
J. Williams	1	0	0.0	0	0
<b>TEAM</b>	<b>24</b>	<b>374</b>	<b>15.6</b>	<b>49</b>	<b>1</b>
<b>OPPONENTS</b>	<b>22</b>	<b>432</b>	<b>19.6</b>	<b>76t</b>	<b>6</b>

## PUNTING

	No	Yds	Avg	Net	TB	120	Lg	B
Sauerbrun	93	4419	47.5	38.9	17	35	73	1
<b>TEAM</b>	<b>94</b>	<b>4419</b>	<b>47.0</b>	<b>38.9</b>	<b>17</b>	<b>35</b>	<b>73</b>	<b>1</b>
<b>OPPONENTS</b>	<b>85</b>	<b>3457</b>	<b>40.7</b>	<b>34.6</b>	<b>5</b>	<b>24</b>	<b>59</b>	<b>0</b>

## PUNT RET.

	Ret	FC	Yds	Avg	Long	TD
Smith	34	10	364	10.7	70t	1
Byrd	5	2	56	11.2	22	0
<b>TEAM</b>	<b>39</b>	<b>12</b>	<b>420</b>	<b>10.8</b>	<b>70t</b>	<b>1</b>
<b>OPPONENTS</b>	<b>42</b>	<b>19</b>	<b>425</b>	<b>10.1</b>	<b>68t</b>	<b>1</b>

## KICKOFF RET.

	No	Yds	Avg	Long	TD
Smith	56	1431	25.6	99t	2
Byrd	10	225	22.5	26	0
Hetherington	4	31	7.8	12	0
Broughton	3	46	15.3	26	0
Crawford	1	8	8.0	8	0
Hoover	1	8	8.0	8	0
Huntley	1	0	20.0	20	0
<b>TEAM</b>	<b>76</b>	<b>1769</b>	<b>23.3</b>	<b>99t</b>	<b>2</b>
<b>OPPONENTS</b>	<b>60</b>	<b>1340</b>	<b>22.3</b>	<b>46</b>	<b>0</b>

## PASSING

	Att	Cmp	Yds	Cmp%	Yd/Att	TD	TD%	Int	Int%	Lg	TK/LS	Rate
Weinke	540	293	2931	54.3	5.43	11	2.0	19	3.5	48	26/177	62.0
Lytle	30	17	133	56.7	4.43	1	3.3	3	10.0	28	3/24	39.3
Craig	8	4	34	50.0	4.25	0	0.0	0	0.0	18	2/15	61.5
Huntley	1	0	0	0.0	0.00	0	0.0	0	0.0	0	1/0	39.6
<b>TEAM</b>	<b>579</b>	<b>314</b>	<b>3098</b>	<b>54.2</b>	<b>5.35</b>	<b>12</b>	<b>2.1</b>	<b>22</b>	<b>3.8</b>	<b>48</b>	<b>32/216</b>	<b>60.6</b>
<b>OPPONENTS</b>	<b>510</b>	<b>306</b>	<b>3809</b>	<b>60.0</b>	<b>7.47</b>	<b>25</b>	<b>4.9</b>	<b>24</b>	<b>4.7</b>	<b>94t</b>	<b>26/167</b>	<b>79.9</b>

## DEFENSE

	TOT	S	A	QP	FF	FR	PD
Minter	108	65	43	-	4	1	10
Towns	101	70	31	-	2	-	1
Evans	83	59	24	-	1	-	14
Morgan	75	47	28	2	-	1	2
Grant	74	48	26	-	-	-	12
Rucker	72	47	25	9	4	1	1
Hambrick	62	44	18	1	-	-	1
Chester	55	36	19	3	-	-	1
Williams	54	34	20	7	-	-	-
Hitchcock	53	44	9	-	-	-	11
Jenkins	52	36	16	2	-	-	1
Buckner	50	36	14	6	-	-	5
Anderson	48	42	6	-	1	2	7
Wells	45	27	18	-	-	-	1
Gilbert	32	22	10	6	-	-	-
Slade	31	19	12	6	1	-	4
Hemsley	28	17	11	-	-	-	-
Navies	26	19	7	-	-	-	-
Lucas	21	14	7	-	-	-	1
Minor	16	12	4	1	-	-	-
Howard	14	11	3	-	-	-	1
Peter	13	9	4	3	-	-	-
Cooper	11	11	-	-	-	-	-
Richardson	10	8	2	-	1	-	-
Wilson	8	5	3	-	-	-	-
Harper	4	4	-	-	-	-	-
Milem	3	2	1	1	-	-	-
Killings	2	2	-	-	-	-	-
Hawkes	1	1	-	-	-	-	-
Posey	1	1	-	-	-	-	-

## SACKS

	Total	Lucas
Player	9.0	1.0
Rucker	9.0	1.0
Buckner	4.5	Williams
Slade	2.5	Chester
Gilbert	2.0	Wilson
Jenkins	2.0	<b>TEAM</b>
Grant	1.0	<b>OPPONENTS</b>
Howard	1.0	<b>32.0</b>

## F.GOALS

	1-19	20-29	30-39	40-49	50+
Kasay	0/0	10/10	4/4	7/9	2/5
<b>TEAM</b>	<b>0/0</b>	<b>10/10</b>	<b>4/4</b>	<b>7/9</b>	

# 2002 REGULAR SEASON STATISTICS

ADMINISTRATION & COACHES  
VETERANS  
ROOKIES  
2007 IN REVIEW  
RECORDS  
TEAM HISTORY  
REFERENCE

## WON 7, LOST 9

HEAD COACH JOHN FOX

09/08	W	10-7	BALTIMORE	61,109
09/15	W	31-7	DETROIT	50,349
09/22	W	21-14	at Minnesota	63,945
09/29	L	14-17	at Green Bay	63,329
10/06	L	13-16	ARIZONA	62,918
10/13	L	13-14	at Dallas	61,773
10/20	L	0-30	at Atlanta	68,056
10/27	L	9-12	TAMPA BAY	63,354
11/10	L	24-34	NEW ORLEANS	60,223
11/17	L	10-23	at Tampa Bay	65,527
11/24	L	0-41	ATLANTA	60,168
12/01	W	13-6	at Cleveland	72,718
12/08	W	52-31	CINCINNATI	41,558
12/15	L	14-30	at Pittsburgh	58,586
12/22	W	24-14	CHICAGO	57,474
12/29	W	10-6	at New Orleans	66,946

## 4th NFC SOUTH

STATISTIC	CAR.	OPP.
TOTAL FIRST DOWNS	238	271
Rushing	82	95
Passing	133	155
Penalty	23	21
3rd Down: Made/Att	64/224	77/234
3rd Down Pct.	28.6	32.9
4th Down: Made/Att	4/12	5/13
4th Down Pct.	33.3	38.5
POSSESSION AVG.	29:20	30:40
TOTAL NET YARDS	4280	4646
Avg. Per Game	267.5	290.4
Total Plays	960	1022
Avg. Per Play	4.5	4.5
NET YARDS RUSHING	1586	1653
Avg. Per Game	99.1	103.3
Total Rushes	452	448
NET YARDS PASSING	2694	2993
Avg. Per Game	168.4	187.1
Sacked/Yards Lost	44/287	52/336
Gross Yards	2981	3329
Att./Completions	464/255	522/293
Completion Pct.	55.0	56.1
Had Intercepted	22	17
PUNTS/AVERAGE	105/45.1	103/41.3
Net Punting Avg.	105/37.5	103/34.2
PENALTIES/YARDS	94/785	98/782
FUMBLES/BALL LOST	28/18	36/16
TOUCHDOWNS	30	33
Rushing	11	12
Passing	15	18
Returns	4	3

SCORING	TD	Ru	Pa	Rt	PAT	FG	2 S	P	PT
Graham	0	0	0	0	21/21	13/18	0	0	60
L. Smith	7	7	0	0	0	0	0	0	42
Brown	5	4	1	0	0	0	0	0	30
S. Smith	5	0	3	2	0	0	0	0	30
Walls	4	0	4	0	0	0	0	0	24
Muhammad	3	0	3	0	0	0	0	0	18
Hoover	2	0	2	0	0	0	0	0	12
Kasay	0	0	0	0	5/5	2/5	0	0	11
Byrd	1	0	1	0	0	0	0	0	6
Minter	1	0	1	0	0	0	0	0	6
Wallace	1	0	1	0	0	0	0	0	6
Wiggins	1	0	1	0	0	0	0	0	6
Hilbert	0	0	0	0	3/3	0/2	0	0	3
Goings	0	0	0	0	0	1	0	2	0
TEAM	30	11	15	4	29/29	15/25	1	0	258
OPPONENTS	33	12	18	3	32/33	24/29	0	0	302

### SCORE BY PERIODS

TEAM	1	2	3	4	OT	TOT
TEAM	51	68	70	69	0	258
OPPONENTS	63	74	75	90	0	302

RUSHING	No	Yds	Avg	Long	TD
L. Smith	209	737	3.5	59	7
Brown	102	360	3.5	24	4
Goings	50	188	3.8	20	0
Hoover	31	129	4.2	11	0
Fasani	18	95	5.3	19	0
Muhammad	3	40	13.3	20	0
Montgomery	7	20	2.9	5	0
Peete	22	14	0.6	10	0
Weinke	5	9	1.8	13	0
Smart	1	2	2.0	2	0
Byrd	1	0	0.0	0	0
Hankton	2	-4	-2.0	2	0
S. Smith	1	-4	-4.0	-4	0
TEAM	452	1586	3.5	59	11
OPPONENTS	448	1653	3.7	44	12

RECEIVING	No	Yds	Avg	Long	TD
Muhammad	63	823	13.1	42	3
S. Smith	54	872	16.1	69	3
L. Smith	20	167	8.4	58	0
Walls	19	241	12.7	27	4
Goings	18	91	5.1	14	0
Hoover	17	187	11.0	33	2
Brown	17	86	5.1	15	1
Mangum	16	159	9.9	35	0
Byrd	14	164	11.7	31	1
Wiggins	8	45	5.6	17	1
Hankton	9	146	16.2	31	0
TEAM	255	2981	11.7	69	15
OPPONENTS	293	3329	11.4	80	18

INTERCEPTIONS	No	Yds	Avg	Long	TD
Minter	4	125	31.3	62	1
Grant	3	16	5.3	10	0
Morgan	2	26	13.0	22	0
Howard	2	19	9.5	12	0
McDaniel	2	13	6.5	13	0
Cousin	2	4	2.0	4	0
Fields	1	37	37.0	30	0
Peppers	1	21	21.0	21	0
TEAM	17	261	15.4	62	1
OPPONENTS	22	197	9.0	41	1

PUNTING	No	Yds	Avg	Net	TB	120	Lg	B
Sauerbrun	104	4735	45.5	37.5	12	31	67	1
TEAM	105	4735	45.1	37.5	12	31	67	1
OPPONENTS	103	4251	41.3	34.2	12	29	66	0

PUNT RET.	Ret	FC	Yds	Avg	Long	TD
Smith	55	13	470	8.5	87	2
Byrd	2	3	17	8.5	17	0
TEAM	57	16	487	8.5	87	2
OPPONENTS	63	7	554	8.8	61	0

KICKOFF RET.	No	Yds	Avg	Long	TD
Smith	26	571	22.0	51	0
Byrd	14	294	21.0	35	0
Brown	13	253	19.5	27	0
Black	3	44	14.7	15	0
Heinrich	1	3	3.0	3	0
Mangum	1	12	12.0	12	0
Wallace	1	13	13.0	13	0
Wiggins	1	18	18.0	18	0
L. Smith	0	0	---	---	0
TEAM	60	1208	20.1	51	0
OPPONENTS	50	926	18.5	31	0

PASSING	Att	Cmp	Yds	Cmp%	Yd/Att	TD	TD%	Int	Int%	Lg	TK/LS	Rate
Peete	381	223	2630	58.5	6.90	15	3.9	14	3.7	69	31/192	77.4
Fasani	44	15	171	34.1	3.89	0	0.0	4	9.1	27	7/60	8.8
Weinke	38	17	180	44.7	4.74	0	0.0	3	7.9	24	6/35	26.2
Brown	1	0	0.0	0.0	0.0	0	0.0	0	1100.0	0	0/0	0.0
TEAM	464	255	2981	55.0	6.42	15	3.2	22	4.7	69	44/287	65.7
OPPONENTS	522	293	3329	56.1	6.38	18	3.4	17	3.3	80	52/336	73.4

DEFENSE	TOT	S	A	QP	FF	FR	PD
Fields	127	79	48	8	7	2	5
Minter	119	78	41	1	-	1	9
Howard	89	69	20	2	-	2	10
Witherspoon	88	49	39	2	1	1	5
Rucker	86	61	25	43	2	1	5
Grant	83	57	26	-	1	1	15
Cousin	82	57	25	4	-	1	19
Morgan	66	40	26	1	1	-	2
Jenkins	60	36	24	24	-	-	4
Allen	59	34	25	-	-	-	-
Peppers	54	37	17	19	5	-	4
Buckner	47	29	18	18	-	-	5
Navies	45	25	20	-	-	-	1
Wallace	35	22	13	21	1	2	-
Burton	31	15	16	8	-	-	2
McDaniel	31	25	6	-	-	-	4
Wesley	28	19	9	-	-	-	9
Gilbert	12	8	4	2	-	-	1
Jackson	9	3	6	-	-	-	-
Taves	7	2	5	2	-	-	2
Richardson	6	5	1	-	-	-	-
Fatafeh	3	-	3	-	-	-	-
Rasmussen	3	2	1	-	-	-	-
Towns	3	1	2	-	-	-	-
Cooper, J.	2	2	-	-	-	-	-
Cooper, D.	1	-	1	-	-	-	-
Simmons	1	-	1	-	-	-	-

SACKS	Player	TOTAL	Burton	1.0
Peppers	12.0	Cousin	1.0	
Rucker	10.0	Gilbert	1.0	
Fields	7.5	Howard	1.0	
Jenkins	7.0	Minter	1.0	
Buckner	5.0	Morgan	1.0	
Wallace	3.0	TEAM	52.0	
Witherspoon	1.5	OPPONENTS	44.0	

F. GOALS	1-19	20-29	30-39	40-49	50+
Graham	1/1	2/4	2/3	6/8	2/2
Kasay	0/0	2/2	0/0	0/2	0/1
Hilbert	0/0	0/0	0/1	0/1	0/0
TEAM	1/1	4/6	2/4	6/11	2/3
OPPONENTS	0/0	6/7	8/9	7/9	3/4

Graham:(0)(0)(24N)(32G,48G)(44N,50G,44G)  
 (1)(20G,47G,39G)(19G)(42G,44N)(0)(32N,22B,  
 43G,44G)(0)(25G)(50G)  
 Kasay:(27G,50N)(46B,40N,23G)(0)(0)(0)(0)(0)  
 (0)(0)(0)  
 Hilbert:(0)(0)(45N,39N)(0)(0)(0)(0)(0)(0)(0)  
 Opponents:(47N)(0)(30G)(41G,28G,50G)(0)  
 (41G,45G,49G)(32G,52G,53G,47G)(39G,23G)  
 (20G,32G,41G)(28B)(25G,30N,33G)(52N,  
 24G)(36G,41G,23G)(48B)(30G,38G)

PANTHERS USUAL STARTERS			
WR 87	Muhammad (14)	LE 90	Peppers (12)
LT 75	Stuessie (16)	LT 99	Buckner (18)
LG 63	Nesbit (14)	RT 77	Jenkins (16)
C 60	G Mitchell (16)	RE 93	Rucker (15)
RG 65	Donnalley (16)	SLB 58	Fields (15)
RT 70	Terry (10)	MLB 55	Morgan (8)
TE 85	Walls (14)	WLB 53	Navies (8)
WR 89	S. Smith (13)	LCB 21	Cousin (14)
QB 9	Peete (14)	RCB 23	Howard (18)
FB 45	Hoover (11)	SS 30	Minter (16)
RB 26	L. Smith (11)	FS 27	Grant (16)

# 2003 REGULAR SEASON STATISTICS

## WON 11, LOST 5

		1st NFC SOUTH	
HEAD COACH JOHN FOX			
09/07	W 24-23	JACKSONVILLE	72,134
09/14	W 12-9 OT	at Tampa Bay	65,621
09/28	W 23-3	ATLANTA	72,765
10/05	W 19-13	NEW ORLEANS	72,496
10/12	W 23-20 OT	at Indianapolis	57,082
10/19	L 17-37	TENNESSEE	72,851
10/26	W 23-20 OT	at New Orleans	68,370
11/02	L 10-14	at Houston	70,052
11/09	W 27-24	TAMPA BAY	73,245
11/16	W 20-17	WASHINGTON	73,263
11/23	L 20-24	at Dallas	63,871
11/30	L 16-25	PHILADELPHIA	72,977
12/07	L 14-20 OT	at Atlanta	70,079
12/14	W 20-17	at Arizona	23,217
12/21	W 20-14	DETROIT	72,835
12/28	W 37-24	at New York Giants	78,130

### NFC WILD CARD PLAYOFF

01/03	W 29-10	DALLAS	72,324
NFC DIVISIONAL PLAYOFF			
01/10	W 29-23	at St. Louis (20T)	66,165
NFC CHAMPIONSHIP			
01/18	W 14-3	at Philadelphia	67,862
SUPER BOWL XXXVIII			
02/01	L 29-32	vs New England	71,525

## STATISTIC

	CAR.	OPP.
TOTAL FIRST DOWNS	284	274
Rushing	114	83
Passing	146	161
Penalty	24	30
3rd Down: Made/Att	78/219	78/225
3rd Down Pct.	35.6	34.7
4th Down: Made/Att	6/11	5/16
4th Down Pct.	54.5	31.3
POSSESSION AVG.	30:27	29:33
TOTAL NET YARDS	5141	4725
Avg. Per Game	321.3	295.3
Total Plays	1008	996
Avg. Per Play	5.1	4.7
NET YARDS RUSHING	2091	1722
Avg. Per Game	130.7	107.6
Total Rushes	522	434
NET YARDS PASSING	3050	3003
Avg. Per Game	190.6	187.7
Sacked/Yards Lost	26/188	40/212
Gross Yards	3238	3215
Att./Completions	460/270	522/299
Completion Pct.	58.7	57.3
Had Intercepted	16	16
PUNTS/AVERAGE	81/42.8	90/42.0
Net Punting Avg.	81/35.6	90/35.8
PENALTIES/YARDS	116/966	111/1011
FUMBLES/BALL LOST	33/15	20/10
TOUCHDOWNS	33	35
Rushing	9	10
Passing	19	19
Returns	5	6

## SCORING

	TD	Ru	Pa	Rt	PAT	FG	2	S	PT
Kasay	0	0	0	0	29/30	32/38	0	0	125
Davis	8	8	0	0	0	0	0	0	48
S. Smith	8	0	7	1	0	0	0	0	48
Proehl	4	0	4	0	0	0	0	0	24
Muhammad	3	0	3	0	0	0	0	0	18
Foster	2	0	2	0	0	0	0	0	12
Minter	2	0	2	0	0	0	0	0	12
Delhomme	1	1	0	0	0	0	0	0	6
Goings	1	0	1	0	0	0	0	0	6
Hoover	1	0	1	0	0	0	0	0	6
Manning	1	0	1	0	0	0	0	0	6
Smart	1	0	0	1	0	0	0	0	6
Wiggins	1	0	1	0	0	0	0	0	6
<b>TEAM</b>	<b>33</b>	<b>9</b>	<b>19</b>	<b>5</b>	<b>29/30</b>	<b>32/38</b>	<b>0</b>	<b>0</b>	<b>325</b>
<b>OPPONENTS</b>	<b>35</b>	<b>10</b>	<b>19</b>	<b>6</b>	<b>31/32</b>	<b>21/32</b>	<b>0</b>	<b>0</b>	<b>304</b>

## RUSHING

	No	Yds	Avg	Long	TD
Davis	318	1444	4.5	40	8
Foster	113	429	3.8	21	0
Goings	10	69	6.9	17	0
Smart	20	49	2.5	6	0
S. Smith	11	42	3.8	14	0
Delhomme	42	39	0.9	9	1
Hoover	6	21	3.5	5	0
Muhammad	2	-2	-1.0	0	0
<b>TEAM</b>	<b>522</b>	<b>2091</b>	<b>4.0</b>	<b>40</b>	<b>19</b>
<b>OPPONENTS</b>	<b>434</b>	<b>1722</b>	<b>4.0</b>	<b>43</b>	<b>10</b>

## RECEIVING

	No	Yds	Avg	Long	TD
S. Smith	88	1110	12.6	67/7	7
Muhammad	54	837	15.5	60	3
Proehl	27	389	14.4	66/4	4
Foster	26	207	8.0	47	2
Mangum	17	199	11.7	34	0
Davis	14	159	11.4	25	0
Goings	12	97	8.1	14	1
Hoover	12	72	6.0	17	1
Wiggins	8	80	10.0	23	1
Seidman	5	35	7.0	14	0
Smart	3	11	3.7	5	0
Hankton	2	27	13.5	15	0
Dyson	2	15	7.5	9	0
<b>TEAM</b>	<b>270</b>	<b>3238</b>	<b>12.0</b>	<b>67/7</b>	<b>19</b>
<b>OPPONENTS</b>	<b>299</b>	<b>3215</b>	<b>10.8</b>	<b>65/1</b>	<b>19</b>

## INTERCEPTIONS

	No	Yds	Avg	Long	TD
Minter	3	100	33.3	35/1	2
Manning	3	33	11.0	27	1
Grant	3	25	8.3	25	0
Wallace	2	58	29.0	53	0
Howard	2	2	1.0	2	0
Burton	1	10	10.0	10	0
Witherspoon	1	10	10.0	10	0
Rucker	1	0	0.0	0	0
<b>TEAM</b>	<b>16</b>	<b>238</b>	<b>14.9</b>	<b>53</b>	<b>3</b>
<b>OPPONENTS</b>	<b>16</b>	<b>225</b>	<b>14.1</b>	<b>44</b>	<b>2</b>

## PUNTING

	No	Yds	Avg	Net	TB	I20	Lg	B
Sauerbrun	77	3433	44.6	35.6	9	22	64	3
Kasay	1	33	33.0	33.0	0	1	33	0
<b>TEAM</b>	<b>81</b>	<b>3466</b>	<b>42.8</b>	<b>35.6</b>	<b>9</b>	<b>23</b>	<b>64</b>	<b>3</b>
<b>OPPONENTS</b>	<b>90</b>	<b>3778</b>	<b>42.0</b>	<b>35.8</b>	<b>5</b>	<b>31</b>	<b>59</b>	<b>1</b>

## PUNT RET.

	Ret	FC	Yds	Avg	Long	TD
S. Smith	44	14	439	10.0	53/1	1
Dyson	1	1	14	14.0	14	0
<b>TEAM</b>	<b>45</b>	<b>15</b>	<b>453</b>	<b>10.1</b>	<b>53/1</b>	<b>1</b>
<b>OPPONENTS</b>	<b>35</b>	<b>12</b>	<b>402</b>	<b>11.5</b>	<b>8/1</b>	<b>1</b>

## KICKOFF RET.

	No	Yds	Avg	Long	TD
Smart	41	947	23.1	100/1	1
S. Smith	11	309	28.1	42	0
Proehl	2	34	17.0	19	0
Seidman	2	24	12.0	17	0
Hoover	1	0	0.0	0	0
Muhammad	1	2	2.0	2	0
Rasmusen	1	16	16.0	16	0
Wallace	1	13	13.0	13	0
Wiggins	0	0	---	---	0
<b>TEAM</b>	<b>60</b>	<b>1345</b>	<b>22.4</b>	<b>100/1</b>	<b>1</b>
<b>OPPONENTS</b>	<b>70</b>	<b>1425</b>	<b>20.4</b>	<b>53</b>	<b>0</b>

## PASSING

	Att	Cmp	Yds	Cmp%	Yd/Att	TD	TD%	Int	Int%	Lg	TWLS	Rate
Delhomme	449	266	3219	59.2	7.17	19	4.2	16	3.6	67/1	23/168	80.6
Peele	10	4	19	40.0	1.90	0	0.0	0	0.0	8	3/20	47.9
Sauerbrun	1	0	0	0.0	0.00	0	0.0	0	0.0	0	0/0	39.6
<b>TEAM</b>	<b>460</b>	<b>270</b>	<b>3238</b>	<b>58.7</b>	<b>7.04</b>	<b>19</b>	<b>4.1</b>	<b>16</b>	<b>3.5</b>	<b>67/1</b>	<b>26/188</b>	<b>79.6</b>
<b>OPPONENTS</b>	<b>522</b>	<b>299</b>	<b>3215</b>	<b>57.3</b>	<b>6.16</b>	<b>19</b>	<b>3.6</b>	<b>16</b>	<b>3.1</b>	<b>65/1</b>	<b>40/212</b>	<b>74.8</b>

## DEFENSE

	TD	S	A	OP	FF	FR	PD
Minter	124	83	41	5	1	-	7
Witherspoon	114	76	38	7	-	-	4
Grant	105	68	37	6	-	-	13
Morgan	90	57	33	7	1	2	3
Favors	82	55	27	1	1	-	1
Howard	78	56	22	3	1	-	8
Rucker	73	56	17	20	1	-	1
Peppers	65	48	17	32	3	-	6
Jenkins	59	41	18	10	1	1	3
Manning	59	49	10	-	2	1	8
Cousin	57	40	17	3	-	-	5
Allen	52	26	26	2	1	-	2
Wallace	38	25	13	9	-	-	2
Burton	32	21	11	1	-	1	3
Buckner	31	20	11	11	1	-	3
Towns	17	12	5	-	-	-	-
Moorehead	13	4	9	4	-	-	1
Wesley	8	6	2	1	1	1	4
Rasmusen	5	4	1	1	1	-	-
Caldwell	3	1	2	-	-	-	-
Cooper	3	1	2	2	-	-	-
Branch	2	1	1	-	-	-	-
Hampton	2	2	-	-	-	-	-
Pittman	1	-	1	-	-	-	-

## SACKS

Player	TOTAL	Grant	Rasmusen	Wesley	Witherspoon	Buckner	Howard	TEAM	OPPONENTS
Rucker	12.0							40.0	26.0
Peppers	7.0								
Jenkins	5.0								
Wallace	5.0								
Burton	2.0								
Cousin	2.0								
Allen	1.0								

## F. GOALS

	1-19	20-29	30-39	40-49	50+
Kasay	0/0	13/13	6/8	11/13	2/4
<b>TEAM</b>	<b>0/0</b>	<b>13/13</b>	<b>6/8</b>	<b>11/13</b>	<b>2/4</b>
<b>OPPONENTS</b>	<b>0/0</b>	<b>7/7</b>	<b>7/11</b>	<b>7/11</b>	<b>0/3</b>

## Kasay: (49G)(28G,35G,20G,47G)(53G,23G,38G)

(49G,23G)(29G,23G,47G)(53G)(24G,29G,31G)(23G)

(48G,45G)(25G,47N,54N,26G)(44G,52N,34G)(20G,

# 2004 REGULAR SEASON STATISTICS

ADMINISTRATION  
& COACHES

VETERANS

ROOTKIES

2007 IN REVIEW

RECORDS

TEAM HISTORY

REFERENCE

WON 7, LOST 9		HEAD COACH JOHN FOX	3rd NFC SOUTH
09/13	L	14-24 GREEN BAY	73,656
09/19	W	28-17 at Kansas City	78,136
10/03	L	10-27 ATLANTA	73,461
10/10	L	17-20 at Denver	75,072
10/17	L	8-30 at Philadelphia	67,707
10/24	L	6-17 SAN DIEGO	73,096
10/31	L	17-23 at Seattle	66,214
11/07	L	24-27 OAKLAND	73,518
11/14	W	37-27 at San Francisco	63,818
11/21	W	39-10 ARIZONA	72,796
11/28	W	21-14 TAMPA BAY	73,124
12/05	W	32-21 at New Orleans	58,878
12/12	W	20-7 ST. LOUIS	73,306
12/18	L	31-34 OT at Atlanta	70,845
12/26	W	37-20 at Tampa Bay	65,380
01/02	L	18-21 NEW ORLEANS	73,302

STATISTIC	CAR.	OPP.
TOTAL FIRST DOWNS	308	307
Rushing	85	98
Passing	192	177
Penalty	31	32
3rd Down: Made/Att	83/206	99/215
3rd Down Pct.	40.3	46.0
4th Down: Made/Att	3/8	6/12
4th Down Pct.	37.5	50.0
POSSESSION AVG.	29:56	30:04
TOTAL NET YARDS	5225	5382
Avg. Per Game	326.6	336.4
Total Plays	991	1021
Avg. Per Play	5.3	5.3
NET YARDS RUSHING	1582	1904
Avg. Per Game	98.9	119.0
Total Rushes	422	474
NET YARDS PASSING	3643	3478
Avg. Per Game	227.7	217.4
Sacked/Yards Lost	33/246	34/225
Gross Yards	3889	3703
Att./Completions	536/311	513/303
Completion Pct.	58.0	59.1
Had Intercepted	15	26
PUNTS/AVERAGE	79/43.1	64/41.1
Net Punting Avg.	79/36.9	64/37.9
PENALTIES/YARDS	123/1020	117/1078
FUMBLES/BALL LOST	23/11	29/12
TOUCHDOWNS	42	40
Rushing	10	19
Passing	29	18
Returns	3	3

SCORING	TD	Ru	Pa	RT	PAT	FG	2	S	PT
Muhammad	16	0	16	0	0	0	0	96	
Kasay	0	0	0	0	27/28	19/22	0	84	
Goings	7	6	1	0	0	0	0	42	
Colbert	5	0	5	0	0	0	0	32	
Mangum	3	0	3	0	0	0	0	18	
Seidman	2	0	2	0	0	0	0	14	
Foster	2	2	0	0	0	0	0	12	
Hoover	2	0	2	0	0	0	0	12	
Peppers	2	0	2	0	0	0	0	12	
Chandler	0	0	0	0	8/8	0/2	0	8	
Sauerbrun	0	0	0	0	4/4	1/1	0	7	
Bennett	1	1	0	0	0	0	0	6	
Delhomme	1	1	0	0	0	0	0	6	
Moorehead	1	0	0	1	0	0	0	6	
TEAM	42	10	29	3	39/40	20/25	0	335	
OPPONENTS	40	19	3	3	39/39	20/28	0	339	

PUNT RET.	Ret	FC	Yds	Avg	Long	TD
Broussard	10	8	43	4.3	13	0
Gamble	9	2	69	7.7	16	0
Baker	8	3	49	6.1	18	0
Hawkins	1	0	4	4.0	4	0
Smith	0	1	0	---	---	0
TEAM	28	14	165	5.9	18	0
OPPONENTS	38	12	303	8.0	34	0

RUSHING	No	Yds	Avg	Long	TD
Goings	217	821	3.8	57	6
Foster	59	255	4.3	71	2
Hoover	68	246	3.6	16	0
Davis	24	92	3.8	12	0
Delhomme	25	71	2.8	13	1
Harris	15	53	3.5	19	0
Bennett	6	17	2.8	11	0
Muhammad	3	15	5.0	13	0
Proehl	1	9	9.0	9	0
Smart	3	4	1.3	3	0
Peete	1	-1	-1.0	-1	0
TEAM	422	1582	3.7	71	10
OPPONENTS	474	1904	4.0	71	19

RECEIVING	No	Yds	Avg	Long	TD
Muhammad	93	1405	15.1	51	16
Colbert	47	754	16.0	63	5
Goings	45	394	8.8	37	1
Proehl	34	497	14.6	34	0
Mangum	34	323	9.5	26	3
Hoover	21	161	7.7	34	2
Seidman	13	123	9.5	27	2
Foster	9	76	8.4	42	0
Smith	6	60	10.0	15	0
Gaines	4	34	8.5	14	0
Davis	2	32	16.0	22	0
Hankton	2	25	12.5	20	0
Smart	1	5	5.0	5	0
Peppers	0	0	---	0	0
Ross	0	0	---	0	0
TEAM	311	3889	12.5	63	29
OPPONENTS	303	3703	12.2	75	18

INTERCEPTIONS	No	Yds	Avg	Long	TD
Gamble	6	15	2.5	13	0
Witherspoon	4	48	12.0	25	0
Manning	4	46	11.5	30	0
Branch	3	79	26.3	76	0
Peppers	2	143	71.5	97	1
Morgan	2	20	10.0	11	0
Allen	1	21	21.0	21	0
Moorehead	1	17	17.0	17	1
Fields	1	14	14.0	14	0
Hawkins	1	9	9.0	9	0
Buckner	1	8	8.0	8	0
TEAM	26	420	16.2	97	2
OPPONENTS	15	321	21.4	64	3

PUNTING	No	Yds	Avg	Net	TB	I20	Lg	B
Sauerbrun	76	3351	44.1	37.5	8	25	65	1
Kasay	2	51	25.5	15.5	1	0	34	0
TEAM	79	3402	43.1	36.9	9	25	65	1
OPPONENTS	64	2630	41.1	37.9	2	21	67	1

KICKOFF RET.	No	Yds	Avg	Long	TD
Smart	41	947	23.1	100	1
Robertson	6	180	30.0	49	0
Broussard	24	555	23.1	49	0
Bennett	8	177	22.1	43	0
Smart	8	169	21.1	33	0
Proehl	3	64	21.3	27	0
Baker	2	39	19.5	23	0
Colbert	2	30	15.0	19	0
Foster	2	16	8.0	14	0
Hoover	2	30	15.0	16	0
Seidman	2	20	10.0	12	0
Whitley LG	2	33	16.5	20	0
Rasmussen	1	12	12.0	12	0
Wesley	1	15	15.0	15	0
TEAM	61	1307	21.4	49	0
OPPONENTS	69	1477	21.4	66	0

PASSING	Att	Cmp	Yds	Cmp%	Yd/Att	TD	TD%	Int	Int%	Lg	TK/LS	Rate
Delhomme	573	310	3886	58.2	7.29	29	5.4	15	2.8	63	33/246	87.3
Peete	1	1	3	100.0	3.00	0	0.0	0	0.0	3	0/0	79.2
Proehl	1	0	0	0.0	0.00	0	0.0	0	0.0	0	0/0	39.6
Smith	1	0	0	0.0	0.00	0	0.0	0	0.0	0	0/0	39.6
TEAM	536	311	3889	58.0	7.26	29	5.4	15	2.8	63	33/246	87.0
OPPONENTS	513	303	3703	59.1	7.22	18	3.5	26	5.1	75	34/225	72.0

DEFENSE	TOT	S	A	QP	FF	FR	PD
Witherspoon	110	82	28	4	2	1	5
Morgan	109	75	34	7	1	2	5
Minter	94	45	49	1	1	2	13
Peppers	85	63	22	31	4	1	6
Gamble	84	65	19	-	1	-	12
Manning Jr.	80	54	26	1	-	-	5
Branch	67	39	28	2	-	-	5
Rucker	65	43	22	23	-	-	1
Fields	60	48	12	5	1	1	3
Buckner	55	35	20	14	1	-	4
Moorehead	50	36	14	6	-	-	1
Hawkins	36	24	12	2	3	-	5
Short	36	24	12	-	-	-	-
Clurciu	33	25	8	-	-	-	-
Wallace	30	22	8	4	2	1	-
Allen	22	12	10	1	-	-	-
Carstens	14	9	5	-	-	-	1
Jenkins	12	8	4	-	-	-	-
Jackson	11	8	3	-	-	-	-
Wesley	7	3	4	-	-	-	-
Tillman	5	3	2	-	-	-	-
Jordan	3	2	1	-	-	-	-
Rasmussen	1	1	-	-	-	-	-

SACKS	Player	TOTAL	Moorehead
Peppers	11.0	Morgan	2.0
Fields	4.0	Jenkins	1.0
Buckner	3.5	Jordan	1.0
Rucker	3.5	Wallace	1.0
Witherspoon	3.0	TEAM	34.0
Minter	2.0	OPPONENTS	33.0

F.GOALS	1-19	20-29	30-39	40-49	50+
Kasay	0/0	11/11	4/4	1/2	3/5
Chandler TM	0/0	0/0	0/2	0/0	0/0
Sauerbrun	0/0	0/0	1/1	0/0	0/0
TEAM	0/0	11/11	5/7	1/2	3/5
OPPONENTS	1/1	5/7	7/10	7/9	0/1

Kasay	(0)(26G)(53G,52N)(0)(28G,21G,46N)(30G)(38G)
(37G,25G)(0)(30G,50G,46G,25G,21G,21G)(27G,20G)(21G)(26G)(54G,60B)	
Sauerbrun: 0(0)0(0)0(0)34G(0)0(0)0(0)0	
TEAM: 0(0)(26G)(53G,52N)(0)(28G,21G,46N)(30G)(38G)	
(37G,25G,34G)(0)(38N,38B)(30G,50G,46G,25G,21G,21G)(27G,20G)(21G)(26G)(54G,60B)	
Opponents: (41G)(33G,47N)(47G,30G)(32G,33G)(48G,34G,43G)	
(29N,44G)(27G,45G,22G)(26G,19G)(28G,46G)(50N,28G)	
(39N,26B,37N)(0)(37G,45N, 38G)(0)(38N)	

PANTHERS USUAL STARTERS	WR	RB	Muhammad	TE	LE	90	Peppers	16
LT	69	Gross	16	LT	99	Buckner	15	
LG	70	Wharton	11	RT	94	Moorehead	11	
C	60	Mitchell	16	RE	93	Rucker	16	
RG	76	Reyes	8	SLB	58	Fields	10	
RT	71	Willig	9	MLB	55	Morgan	12	
TE	86	Mangum	11	WLB	54	Witherspoon	16	
WR	83	Colbert	15	LCB	24	Manning	16	
QB	17	Delhomme	16	RCB	20	Gamble	16	
FB	45	Hoover	6	SS	30	Minter	16	
RB	37	Goings	7	FS	28	Branch	15	

SCORE BY PERIODS	1	2	3	4	OT	TOT
TEAM	78	90	62	125	0	355
OPPONENTS	80	79	92	85	3	339



# 2005 REGULAR SEASON STATISTICS

## WON 11, LOST 5

DATE	RESULT	OPponent	SCORE
09/11	L	at New Orleans	20-27
09/18	W	at New England	27-17
09/25	L	at Miami	24-27
10/03	W	at Green Bay	32-29
10/09	W	at Arizona	24-20
10/16	W	at Detroit	21-20
10/30	W	at Minnesota	38-13
11/06	W	at Tampa Bay	34-14
11/13	W	at New York Jets	30-3
11/20	L	at Chicago	3-13
11/27	W	at Buffalo	13-9
12/04	W	at Atlanta	24-6
12/11	L	at New Orleans	10-20
12/18	W	at New Orleans	27-10
12/24	L	at Dallas	20-24
01/01	W	at Atlanta	44-11

### NFC WILD CARD PLAYOFF

01/08	W	at New York Giants	23-0
-------	---	--------------------	------

### NFC DIVISIONAL PLAYOFF

01/15	W	at Chicago	29-21
-------	---	------------	-------

### NFC CHAMPIONSHIP

01/22	L	at Seattle	14-34
-------	---	------------	-------

## STATISTIC

STATISTIC	CAR.	OPP.
TOTAL FIRST DOWNS	278	262
Rushing	82	72
Passing	157	160
Penalty	39	30
3rd Down: Made/Att	92/218	90/221
3rd Down Pct.	42.2	40.7
4th Down: Made/Att	2/6	5/16
4th Down Pct.	33.3	31.3
POSSESSION AVG.	30.48	29.12
TOTAL NET YARDS	4950	4522
Avg. Per Game	309.4	282.6
Total Plays	964	981
Avg. Per Play	5.1	4.6
NET YARDS RUSHING	1679	1465
Avg. Per Game	104.9	91.6
Total Rushes	487	408
NET YARDS PASSING	3271	3057
Avg. Per Game	204.4	191.1
Sacked/Yards Lost	28/214	45/294
Gross Yards	3485	3351
Att./Completions	449/269	528/305
Completion Pct.	59.9	57.8
Had Intercepted	16	23
PUNTS/AVERAGE	73/43.2	79/45.1
Net Punting Avg.	73/38.6	79/37.4
PENALTIES/YARDS	91/732	128/1045
FUMBLE/BALL LOST	23/10	25/19
TOUCHDOWNS	45	27
Rushing	17	9
Passing	25	15
Returns	3	3

## SCORING

TEAM	TD	R	Pa	Rt	PAT	FG	2	S	PT
Kasay	0	0	0	0	43/44	26/34	0	0	121
S. Smith	13	1	12	0					0 78
S. Davis	12	12	0	0					0 72
Proehl	4	0	4	0					0 24
Foster	3	2	1	0					0 18
Colbert	2	0	2	0					0 12
Gaines	2	0	2	0					0 12
Mangum	2	0	2	0					0 12
Carter	1	0	1	0					0 6
Delhomme	1	1	0	0					0 6
Gamble	1	0	0	1					0 6
Gardner	1	0	1	0					0 6
Manning	1	0	1	0					0 6
Robertson	1	1	0	0					0 6
Witherspoon	1	0	1	0					0 6
TEAM	45	17	25	3	43/44	26/34	0	0	391
OPPONENTS	27	9	15	3	22/22	23/27	3	0	259

## RUSHING

PLAYER	No	Yds	Avg	Long	TD
Foster	205	879	4.3	70t	2
S. Davis	180	549	3.1	39	12
Goings	37	133	3.6	17	0
Robertson	14	41	2.9	11	1
Delhomme	24	31	1.3	12	1
S. Smith	4	25	6.3	20t	1
Hoover	10	22	2.2	4	0
Colbert	1	6	6.0	6	0
Smart	3	6	2.0	6	0
Weinke	8	-5	-0.6	1	0
Proehl	1	-8	-8.0	-8	0
<b>TEAM</b>	<b>487</b>	<b>1679</b>	<b>3.4</b>	<b>70t</b>	<b>17</b>
<b>OPPONENTS</b>	<b>408</b>	<b>1465</b>	<b>3.6</b>	<b>58</b>	<b>9</b>

## RECEIVING

PLAYER	No	Yds	Avg	Long	TD
S. Smith	103	1563	15.2	80t	12
Foster	34	372	10.9	47	1
Proehl	25	441	17.6	69	4
Colbert	25	282	11.3	42	2
Mangum	23	202	8.8	24	2
Goings	14	151	10.8	30	0
Hoover	14	87	6.2	12	0
Gaines	12	155	12.9	38	2
Gardner	9	84	9.3	15	1
Carter	5	103	20.6	40	1
S. Davis	5	45	9.0	21	0
<b>TEAM</b>	<b>269</b>	<b>3485</b>	<b>13.0</b>	<b>80t</b>	<b>25</b>
<b>OPPONENTS</b>	<b>305</b>	<b>3351</b>	<b>11.0</b>	<b>86</b>	<b>15</b>

## INTERCEPTIONS

PLAYER	No	Yds	Avg	Long	TD
Gamble	7	157	22.4	61t	1
Lucas	6	70	11.7	32	0
McCree	3	73	24.3	46	0
Wallace	2	38	19.0	38	0
Witherspoon	2	35	17.5	35t	1
Manning	2	20	10.0	10	0
Minter	1	47	47.0	47	0
<b>TEAM</b>	<b>23</b>	<b>440</b>	<b>19.1</b>	<b>61t</b>	<b>2</b>
<b>OPPONENTS</b>	<b>16</b>	<b>335</b>	<b>20.9</b>	<b>64t</b>	<b>3</b>

## PUNTING

PLAYER	No	Yds	Avg	Net	TB	120	Lg	B
Baker	72	3118	43.3	38.9	4	23	59	0
Kasay	1	36	36.0	16.0	1	0	36	0
<b>TEAM</b>	<b>73</b>	<b>3154</b>	<b>43.2</b>	<b>38.6</b>	<b>5</b>	<b>23</b>	<b>59</b>	<b>0</b>
<b>OPPONENTS</b>	<b>79</b>	<b>3562</b>	<b>45.1</b>	<b>37.4</b>	<b>8</b>	<b>18</b>	<b>69</b>	<b>0</b>

## KICKOFF RET.

PLAYER	No	Yds	Avg	Long	TD
Smart	29	615	21.2	60	0
Robertson	16	343	21.4	42	0
S. Smith	3	61	20.3	33	0
Gaines	2	24	12.0	13	0
Goings	1	21	21.0	21	0
Hoover	1	10	10.0	10	0
Mangum	1	9	9.0	9	0
Seidman	0	0	---	0	0
<b>TEAM</b>	<b>53</b>	<b>1083</b>	<b>20.4</b>	<b>60</b>	<b>0</b>
<b>OPPONENTS</b>	<b>80</b>	<b>1702</b>	<b>21.3</b>	<b>47</b>	<b>0</b>

## PUNT RET.

PLAYER	Ret	FC	Yds	Avg	Long	TD
S. Smith	27	6	286	10.6	44	0
Gamble	14	5	158	11.3	76	0
<b>TEAM</b>	<b>41</b>	<b>11</b>	<b>444</b>	<b>10.8</b>	<b>76</b>	<b>0</b>
<b>OPPONENTS</b>	<b>36</b>	<b>20</b>	<b>235</b>	<b>6.5</b>	<b>31</b>	<b>0</b>

## PASSING

PLAYER	Att	Cmp	Yds	Cmp%	Yd/Att	TD	TD%	Int	Int%	Lg	TK/LS	Rate
Delhomme	435	262	3421	60.2	7.86	24	5.5	16	3.7	80t	28/214	88.1
Weinke	13	7	64	53.8	4.92	1	7.7	0	0.0	18	0/0	93.6
Foster	1	0	0	0.0	0.00	0	0.0	0	0.0	0	0/0	39.1
<b>TEAM</b>	<b>449</b>	<b>269</b>	<b>3485</b>	<b>59.9</b>	<b>7.76</b>	<b>25</b>	<b>5.6</b>	<b>16</b>	<b>3.6</b>	<b>80t</b>	<b>28/214</b>	<b>88.1</b>
<b>OPPONENTS</b>	<b>528</b>	<b>305</b>	<b>3351</b>	<b>57.8</b>	<b>6.35</b>	<b>15</b>	<b>2.8</b>	<b>23</b>	<b>4.4</b>	<b>86</b>	<b>45/294</b>	<b>68.0</b>

## DEFENSE

PLAYER	TOT	S	A	OP	FF	FR	PD
Witherspoon	109	78	31	2	-	-	13
McCree	95	69	26	2	-	-	9
Morgan	90	59	31	6	1	1	4
Gamble	78	58	20	-	1	-	7
Lucas	72	59	13	2	-	-	12
Minter	71	43	28	1	1	-	10
Peppers	70	46	24	34	1	1	4
Short	69	39	30	2	-	-	1
Rucker	62	40	22	30	3	2	4
Draft	56	35	21	1	1	-	2
Manning Jr.	47	34	13	4	-	-	3
Carstens	44	29	15	11	-	-	1
Buckner	43	30	13	13	-	-	5
Wallace	34	23	11	5	1	1	2
Moorehead	31	21	10	9	-	-	2
Davis	28	18	10	5	1	-	-
Wesley	12	11	1	1	-	-	-
Ciurciu	6	5	1	1	-	-	1
Rasmussen	3	2	1	1	-	-	1
Seward	3	2	1	-	-	-	1
Wilds	3	3	-	-	-	-	-
Jenkins	2	-	2	-	-	-	-
Tufts	1	1	-	-	-	-	-

## SACKS

PLAYER	TOTAL	Draft	T. Davis
Peppers	10.5	1.5	1.5
Rucker	7.5	1.5	1.5
Moorehead	5	1	1
Wallace	5	(group)	1
Carstens	4	Short	1
Morgan	3	<b>TEAM</b>	<b>45</b>
Witherspoon	2.5	<b>OPPONENTS</b>	<b>28</b>

## F. GOALS

PLAYER	1-19	20-29	30-39	40-49	50+
Kasay	1/1	8/8	8/8	6/9	3/8
<b>TEAM</b>	<b>1/1</b>	<b>8/8</b>	<b>8/8</b>	<b>6/9</b>	<b>3/8</b>
<b>OPPONENTS</b>	<b>0/0</b>	<b>6/6</b>	<b>9/11</b>	<b>7/9</b>	<b>1/1</b>

Kasay:(39G,46G)(51G,52G)(52G,38G)(46G, 53N,62N)(52B)(56N,44G)(30G,20G)(23G,42G,28G)(46N,38G)(25G,45N,25G)(20G)(42N,39G)(32G,50N,29G)(24G,47G)(19G,41G,34G)

Opponents:(29G,48G,47G)(45G)(27G,32G)(0)(39G, 49G)(47B,52G,25G)(33N)(22G)(33G,39G)(31G, 45G,33G)(36G,43G,49N)(34G,36G)(44G)(24G,32B)(29G)

## PANTHERS USUAL STARTERS

WR	TE	QB	RB	LB	CB	DB	DE	DT	OL	OT
89 Smith (16)	90 Peppers (16)	17 Wharton (16)	119 Buckner (16)	68 Wahle (16)	8/8 Carstens (15)	60 Mitchell (16)	93 Rucker (14)	76 Reyes (16)	53 Short (15)	69 Gross (16)
88 Lucas (15)	88 Carstens (15)	60 Mitchell (16)	93 Rucker (14)							

# 2006 REGULAR SEASON STATISTICS

ADMINISTRATION  
& COACHES

VETERANS

ROOKIES

2007 IN REVIEW

RECORDS

TEAM HISTORY

REFERENCE

## WON 8, LOST 8

### 2nd NFC SOUTH

DATE	RESULT	OPPONENT	SCORE
09/10	L	6-20 ATLANTA	73,522
09/17	L	13-160T at Minnesota	63,623
09/24	W	26-24 at Tampa Bay	65,423
10/01	W	21-18 NEW ORLEANS	73,392
10/08	W	20-12 CLEVELAND	73,520
10/15	W	23-21 at Baltimore	70,762
10/22	L	14-17 at Cincinnati	65,964
10/29	L	14-35 DALLAS	73,688
11/13	W	24-10 TAMPA BAY	73,573
11/19	W	15-0 ST. LOUIS	73,348
11/26	L	13-17 at Washington	85,450
12/04	L	24-27 at Philadelphia	69,098
12/10	L	13-27 NEW YORK GIANTS	73,702
12/17	L	3-37 PITTSBURGH	73,798
12/24	W	10-3 at Atlanta	68,834
12/31	W	31-21 at New Orleans	69,569

HEAD COACH JOHN FOX

### STATISTIC

STATISTIC	CAR.	OPP.
TOTAL FIRST DOWNS	278	267
Rushing	100	96
Passing	158	149
Penalty	20	22
3rd Down: Made/Att	65/209	70/222
3rd Down Pct.	31.1	31.5
4th Down: Made/Att	3/9	11/14
4th Down Pct.	33.3	78.6
POSSESSION AVG.	30:12	29:48
TOTAL NET YARDS	4923	4737
Avg. Per Game	307.7	296.1
Total Plays	994	990
Avg. Per Play	5.0	4.8
NET YARDS RUSHING	1659	1737
Avg. Per Game	103.7	108.6
Total Rushes	423	449
NET YARDS PASSING	3264	3000
Avg. Per Game	204.0	187.5
Sacked/Yards Lost	32/222	41/265
Gross Yards	3486	3265
Att./Completions	539/325	500/291
Completion Pct.	60.3	58.2
Had Intercepted	17	14
PUNTS/AVERAGE	100/45.1	98/43.8
Net Punting Avg.	100/38.8	98/40.7
PENALTIES/YARDS	103/744	89/735
FUMBLES/BALL LOST	21/10	22/8
TOUCHDOWNS	28	33
Rushing	7	10
Passing	19	22
Returns	2	1

### SCORING

	TD	Ru	Pa	Rt	PAT	FG	2	S	PT
Kasay	0	0	0	0	28/28	24/27	0	0	100
Smith	9	1	8	0				0	54
K. Johnson	5	1	4	0				0	30
Carter	3	0	3	0				0	18
Foster	3	3	0	0				0	18
D. Williams	2	1	1	0				0	12
Gamble	1	0	1	0				0	6
Goings	1	0	1	0				0	6
Hoover	1	1	0	0				0	6
King	1	0	1	0				0	6
Mangum	1	0	1	0				0	6
Marshall	1	0	1	0				0	6
Rucker	0	0	0	0				1	2
TEAM	28	7	19	2	28/28	24/27	0	1	270
OPPONENTS	33	10	22	1	31/31	24/30	2	0	305

### PUNT RET.

	Ret	FC	Yds	Avg	Long	TD
Gamble	36	13	185	5.1	24	0
Smith	9	3	30	3.3	16	0
Biddle	2	1	11	5.5	11	0
Marshall	2	0	-1	-5.0	0	0
TEAM	49	17	225	4.6	24	0
OPPONENTS	61	17	390	6.4	65t	1

### RUSHING

	No	Yds	Avg	Long	TD
Foster	227	897	4.0	43t	3
D. Williams	121	501	4.1	31	1
Hoover	22	73	3.3	17	1
Smith	8	61	7.6	24t	1
Goings	11	52	4.7	28	0
Shelton	8	23	2.9	9	0
Carter	2	18	9.0	11	0
Weinke	4	16	4.0	13	0
Delhomme	18	12	0.7	12	0
K. Johnson	1	4	4.0	4t	1
Basanez	1	2	2.0	2	0
TEAM	423	1659	3.9	43t	7
OPPONENTS	449	1737	3.9	41t	10

### RECEIVING

	No	Yds	Avg	Long	TD
Smith	83	1166	14.0	72t	8
K. Johnson	70	815	11.6	40	4
D. Williams	33	313	9.5	41	1
Foster	32	159	5.0	14	0
Carter	28	357	12.8	42t	3
Mangum	21	170	8.1	19	1
Hoover	20	122	6.1	16	0
Gaines	15	146	9.7	19	0
Goings	10	107	10.7	23	1
Colbert	5	56	11.2	16	0
Biddle	3	37	12.3	22	0
Hankton	3	31	10.3	18	0
Shelton	1	6	6.0	6	0
King	1	1	1.0	1t	1
TEAM	325	3486	10.7	72t	19
OPPONENTS	291	3265	11.2	86t	22

### INTERCEPTIONS

	No	Yds	Avg	Long	TD
Marshall	3	59	19.7	30t	1
Gamble	3	31	10.3	18t	1
Lucas	3	13	4.3	13	0
S. Williams	2	1	0.5	1	0
Morton	1	8	8.0	8	0
Minter	1	3	3.0	3	0
Branch	1	0	0.0	0	0
TEAM	14	115	8.2	30t	2
OPPONENTS	17	145	8.5	38	0

### PUNTING

	No	Yds	Avg	Net	TB	I20	Lg	B
Baker	98	4483	45.7	39.0	12	31	70	1
Kasay	1	25	25.0	17.0	0	0	25	0
TEAM	100	4508	45.1	38.8	12	31	70	1
OPPONENTS	98	4290	43.8	40.7	4	40	60	0

### KICKOFF RET.

	No	Yds	Avg	Long	TD
D. Williams	32	623	19.5	39	0
Marshall	14	291	20.8	26	0
Goings	9	218	24.2	33	0
Hoover	3	37	12.3	21	0
Gaines	2	32	16.0	17	0
Smith	2	-1	-5.3	3	0
TEAM	62	1200	19.4	39	0
OPPONENTS	59	1302	22.1	64	0

### PASSING

	Att	Cmp	Yds	Cmp%	Yd/Att	TD	TD%	Int	Int%	Lg	TK/LS	Rate
Delhomme	431	263	2805	61.0	6.51	17	3.9	11	2.6	72t	122/160	82.6
Weinke	96	56	625	58.3	6.51	2	2.1	4	4.2	38	10/55	67.4
Basanez	11	6	56	54.5	5.09	0	0.0	1	9.1	18	0/0	30.9
K. Johnson	1	0	0	0.0	0.00	0	0.0	1	100.0	0	0/0	0.0
TEAM	539	325	3486	60.3	6.47	19	3.5	17	3.2	72t	32/222	77.9
OPPONENTS	500	291	3265	58.2	6.53	22	4.4	14	2.8	86t	41/265	80.8

### DEFENSE

	TOT	S	A	QP	FF	FR	PD
Draft	111	80	31	1	2	2	2
Davis	96	73	23	11	1	2	-
Minter	92	55	37	2	-	-	5
Williams, S.	92	58	34	1	1	-	5
Marshall	75	64	11	1	2	2	12
Peppers	75	61	14	38	3	2	6
Diggs	68	50	18	1	-	-	3
Gamble	67	57	10	2	-	-	11
Jenkins	53	35	18	10	-	-	2
Lucas	47	38	9	1	-	-	7
Rucker	44	30	14	23	2	-	-
Kemoatu	42	27	15	8	-	-	1
Lewis	30	17	13	11	1	-	3
Wallace	30	20	10	13	-	-	2
Anderson	25	17	8	4	2	-	-
Branch	18	11	7	-	-	-	-
Moorehead	17	10	7	6	-	-	-
Seward	14	12	2	-	-	-	-
Byrum	8	7	1	-	1	-	1
Morton	6	5	1	-	-	-	1
Carstens	2	2	-	-	-	-	-
Ciurciu	2	1	1	-	-	-	-
Morgan	2	2	-	-	-	-	1
Howard	1	1	-	-	-	-	-
Straight	1	1	-	-	-	-	-
McClover	0	-	-	-	-	-	-

### SACKS

Player	TOTAL	T. Davis
Peppers	13	Gamble
Draft	5.5	Marshall
Rucker	5	(group)
Lewis	4.5	Moorehead
Jenkins	3	TEAM
Wallace	3	OPPONENTS
Anderson	2	

### F.GOALS

	1-19	20-29	30-39	40-49	50+
Kasay	2/2	6/6	4/4	8/8	4/7
TEAM	2/2	6/6	4/4	8/8	4/7
OPPONENTS	2/2	12/12	5/6	5/7	0/3

Kasay: (54G,46G)(25G,26G)(51G,50G,49G,46G)(1)  
(53N,24G,19G)(21G,31G,21G)(16S)(18G)(40G, 34G)(42G,51G)  
(45G)(37G,45G)(50N,37G)(42G)(19G)

Opponents: (50N,25G,32G,50B)(26G,22G,51B,19G)(28G)  
(31G,43N)(41G,47G,22G,32G)(1)(23G)(48N, 38G,24G)(28G)  
(37N,42G)(28G,25G)(32G,26G) (19G,45G,26G)(40G)(1)

### PANTHERS USUAL STARTERS

WR 89 Smith (14)	LE 90 Peppers (16)
LT 69 Gross (15)	LT 99 Kemoatu (13)
LG 68 Wahle (13)	RT 77 Jenkins (16)
C 63 Hangartner (15)	RE 93 Rucker (14)
RG 71 Mathis (15)	SLB 58 Davis (14)
RT 73 Bridges (14)	MLB 52 Draft (14)
TE 84 Gaines (8)	WLB 53 Diggs (10)
WR 19 Johnson (16)	LCB 23 Lucas (8 tied)
QB 17 Delhomme (13)	RCB 20 Gamble (13)
FB 45 Hoover (12)	SS 36 S. Williams (13)
RB 26 Foster (14)	FS 30 Minter (16)

### SCORE BY PERIODS

	1	2	3	4	OT	TOT
--	---	---	---	---	----	-----

# 2007 REGULAR SEASON STATISTICS

## WON 7, LOST 9

Date	W/L	Time	Location	Score
09/09	W	27-13	at St. Louis	65,307
09/16	L	21-34	HOUSTON	73,665
09/23	W	27-20	at Atlanta	68,175
09/30	L	7-20	TAMPA BAY	73,707
10/07	W	16-13	at New Orleans	70,001
10/14	W	25-10	at Arizona	64,403
10/28	L	7-31	INDIANAPOLIS	74,005
11/04	L	7-20	at Tennessee	69,143
11/11	L	13-20	ATLANTA	73,340
11/18	L	17-31	at Green Bay	70,805
11/25	L	6-31	NEW ORLEANS	72,032
12/02	W	31-14	SAN FRANCISCO	73,191
12/09	L	6-37	at Jacksonville	66,690
12/16	W	13-10	SEATTLE	73,421
12/22	L	13-20	DALLAS	73,860
12/30	W	31-23	at Tampa Bay	65,609

## 2nd NFC SOUTH

HEAD COACH JOHN FOX

Team	W	L	Tie	OT	Points
Carolina	12	5	0	0	349
Atlanta	11	6	0	0	312
Atlanta	10	7	0	0	305
Tampa Bay	10	7	0	0	300
New Orleans	9	7	0	0	296
Carolina	8	8	0	0	270
Tampa Bay	8	8	0	0	263
Atlanta	7	9	0	0	241
New Orleans	7	9	0	0	233
Carolina	6	10	0	0	227
Tampa Bay	6	10	0	0	216
New Orleans	5	11	0	0	190
Carolina	5	11	0	0	189
Atlanta	5	11	0	0	188
Tampa Bay	5	11	0	0	185
New Orleans	5	11	0	0	180
Carolina	5	11	0	0	173
Atlanta	5	11	0	0	172
Tampa Bay	4	12	0	0	168
New Orleans	4	12	0	0	163
Carolina	4	12	0	0	156
Atlanta	4	12	0	0	152
Tampa Bay	4	12	0	0	148
New Orleans	4	12	0	0	146
Carolina	4	12	0	0	142
Atlanta	4	12	0	0	139
Tampa Bay	3	13	0	0	136
New Orleans	3	13	0	0	135
Carolina	3	13	0	0	134
Atlanta	3	13	0	0	128
Tampa Bay	3	13	0	0	125
New Orleans	3	13	0	0	123
Carolina	3	13	0	0	122
Atlanta	3	13	0	0	121
Tampa Bay	3	13	0	0	119
New Orleans	3	13	0	0	118
Carolina	3	13	0	0	117
Atlanta	3	13	0	0	116
Tampa Bay	3	13	0	0	115
New Orleans	3	13	0	0	114
Carolina	3	13	0	0	113
Atlanta	3	13	0	0	112
Tampa Bay	3	13	0	0	111
New Orleans	3	13	0	0	110
Carolina	3	13	0	0	109
Atlanta	3	13	0	0	108
Tampa Bay	3	13	0	0	107
New Orleans	3	13	0	0	106
Carolina	3	13	0	0	105
Atlanta	3	13	0	0	104
Tampa Bay	3	13	0	0	103
New Orleans	3	13	0	0	102
Carolina	3	13	0	0	101
Atlanta	3	13	0	0	100
Tampa Bay	3	13	0	0	99
New Orleans	3	13	0	0	98
Carolina	3	13	0	0	97
Atlanta	3	13	0	0	96
Tampa Bay	3	13	0	0	95
New Orleans	3	13	0	0	94
Carolina	3	13	0	0	93
Atlanta	3	13	0	0	92
Tampa Bay	3	13	0	0	91
New Orleans	3	13	0	0	90
Carolina	3	13	0	0	89
Atlanta	3	13	0	0	88
Tampa Bay	3	13	0	0	87
New Orleans	3	13	0	0	86
Carolina	3	13	0	0	85
Atlanta	3	13	0	0	84
Tampa Bay	3	13	0	0	83
New Orleans	3	13	0	0	82
Carolina	3	13	0	0	81
Atlanta	3	13	0	0	80
Tampa Bay	3	13	0	0	79
New Orleans	3	13	0	0	78
Carolina	3	13	0	0	77
Atlanta	3	13	0	0	76
Tampa Bay	3	13	0	0	75
New Orleans	3	13	0	0	74
Carolina	3	13	0	0	73
Atlanta	3	13	0	0	72
Tampa Bay	3	13	0	0	71
New Orleans	3	13	0	0	70
Carolina	3	13	0	0	69
Atlanta	3	13	0	0	68
Tampa Bay	3	13	0	0	67
New Orleans	3	13	0	0	66
Carolina	3	13	0	0	65
Atlanta	3	13	0	0	64
Tampa Bay	3	13	0	0	63
New Orleans	3	13	0	0	62
Carolina	3	13	0	0	61
Atlanta	3	13	0	0	60
Tampa Bay	3	13	0	0	59
New Orleans	3	13	0	0	58
Carolina	3	13	0	0	57
Atlanta	3	13	0	0	56
Tampa Bay	3	13	0	0	55
New Orleans	3	13	0	0	54
Carolina	3	13	0	0	53
Atlanta	3	13	0	0	52
Tampa Bay	3	13	0	0	51
New Orleans	3	13	0	0	50
Carolina	3	13	0	0	49
Atlanta	3	13	0	0	48
Tampa Bay	3	13	0	0	47
New Orleans	3	13	0	0	46
Carolina	3	13	0	0	45
Atlanta	3	13	0	0	44
Tampa Bay	3	13	0	0	43
New Orleans	3	13	0	0	42
Carolina	3	13	0	0	41
Atlanta	3	13	0	0	40
Tampa Bay	3	13	0	0	39
New Orleans	3	13	0	0	38
Carolina	3	13	0	0	37
Atlanta	3	13	0	0	36
Tampa Bay	3	13	0	0	35
New Orleans	3	13	0	0	34
Carolina	3	13	0	0	33
Atlanta	3	13	0	0	32
Tampa Bay	3	13	0	0	31
New Orleans	3	13	0	0	30
Carolina	3	13	0	0	29
Atlanta	3	13	0	0	28
Tampa Bay	3	13	0	0	27
New Orleans	3	13	0	0	26
Carolina	3	13	0	0	25
Atlanta	3	13	0	0	24
Tampa Bay	3	13	0	0	23
New Orleans	3	13	0	0	22
Carolina	3	13	0	0	21
Atlanta	3	13	0	0	20
Tampa Bay	3	13	0	0	19
New Orleans	3	13	0	0	18
Carolina	3	13	0	0	17
Atlanta	3	13	0	0	16
Tampa Bay	3	13	0	0	15
New Orleans	3	13	0	0	14
Carolina	3	13	0	0	13
Atlanta	3	13	0	0	12
Tampa Bay	3	13	0	0	11
New Orleans	3	13	0	0	10
Carolina	3	13	0	0	9
Atlanta	3	13	0	0	8
Tampa Bay	3	13	0	0	7
New Orleans	3	13	0	0	6
Carolina	3	13	0	0	5
Atlanta	3	13	0	0	4
Tampa Bay	3	13	0	0	3
New Orleans	3	13	0	0	2
Carolina	3	13	0	0	1

## RUSHING

Player	No	Yds	Avg	Long	TD
Foster	247	876	3.5	20	3
Williams	144	717	5.0	75	4
Smith	9	66	7.3	22	0
Carr	17	59	3.5	15	0
Hoover	12	39	3.3	10	0
Delhomme	6	26	4.3	13	0
Testaverde	9	22	2.4	16	0
Jarrett	1	11	11.0	11	0
Moore	3	5	1.7	5	0
Haynes	3	3	1.0	3	0
<b>TEAM</b>	<b>451</b>	<b>1824</b>	<b>4.0</b>	<b>75</b>	<b>7</b>
<b>OPPONENTS</b>	<b>472</b>	<b>1771</b>	<b>3.8</b>	<b>80</b>	<b>13</b>

## RECEIVING

Player	No	Yds	Avg	Long	TD
Smith	87	1002	11.5	74	7
King	46	406	8.8	29	2
D. Carter	38	517	13.6	49	4
Colbert	32	332	10.4	43	0
Foster	25	182	7.3	23	1
Williams	23	175	7.6	30	1
Hoover	10	58	5.8	14	0
Rosario	6	108	18.0	54	2
Jarrett	6	73	12.2	22	0
Fauria	5	39	7.8	16	2
Robinson	4	35	8.8	12	0
Haynes	3	14	4.7	6	0
<b>TEAM</b>	<b>285</b>	<b>2941</b>	<b>10.3</b>	<b>74</b>	<b>19</b>
<b>OPPONENTS</b>	<b>337</b>	<b>3603</b>	<b>10.7</b>	<b>69</b>	<b>22</b>

## INTERCEPTIONS

Player	No	Yds	Avg	Long	TD
Marshall	3	107	35.7	73	1
Cooper	3	19	6.3	19	0
Lucas	2	1	0.5	1	0
Harris	1	30	30.0	30	0
Manuel	1	4	4.0	4	0
Gamble	1	2	2.0	2	0
Beason	1	0	0.0	0	0
Th. Davis	1	0	0.0	0	0
Peppers	1	0	0.0	0	0
<b>TEAM</b>	<b>14</b>	<b>163</b>	<b>11.6</b>	<b>73</b>	<b>1</b>
<b>OPPONENTS</b>	<b>17</b>	<b>150</b>	<b>8.8</b>	<b>45</b>	<b>1</b>

## PUNTING

Player	No	Yds	Avg	Net	TB	20	30	40	50	Lg	B
Baker	90	3978	44.2	37.7	5	22	64	0	0	0	0
Kasay	2	60	30.0	17.0	0	1	32	0	0	0	0
<b>TEAM</b>	<b>92</b>	<b>4038</b>	<b>43.9</b>	<b>36.5</b>	<b>5</b>	<b>23</b>	<b>64</b>	<b>0</b>	<b>0</b>	<b>0</b>	<b>0</b>
<b>OPPONENTS</b>	<b>76</b>	<b>3243</b>									

# 2008 REGULAR SEASON STATISTICS

ADMINISTRATION & COACHES  
VETERANS  
ROOKIES  
2007 IN REVIEW  
RECORDS  
TEAM HISTORY  
REFERENCE

**WON 12, LOST 4**

HEAD COACH JOHN FOX		1st NFC SOUTH	
09/07	W 26-24	at San Diego	67,115
09/14	W 20-17	CHICAGO	73,828
09/21	L 10-20	at Minnesota	62,628
09/28	W 24-9	ATLANTA	72,688
10/05	W 34-0	KANSAS CITY	72,319
10/12	L 3-27	at Tampa Bay	64,211
10/19	W 30-7	NEW ORLEANS	73,687
10/26	W 27-23	ARIZONA	72,010
11/09	W 17-6	at Oakland	47,888
11/16	W 31-22	DETROIT	73,349
11/23	L 28-45	at Atlanta	64,841
11/30	W 35-31	at Green Bay	70,297
12/08	W 38-23	TAMPA BAY	74,113
12/14	W 30-10	DENVER	73,690
12/21	L 28-34OT	at New York Giants	78,653
12/28	W 33-31	at New Orleans	69,999

**NFC DIVISIONAL PLAYOFF**

01/10	L 13-33	ARIZONA	73,695
-------	---------	---------	--------

STATISTIC	CAR.	OPP.
<b>TOTAL FIRST DOWNS</b>	287	296
Rushing	118	100
Passing	152	178
Penalty	17	18
3rd Down: Made/Att	78/197	87/219
3rd Down Pct.	39.6	39.7
4th Down: Made/Att	3/8	9/20
4th Down Pct.	37.5	45.0
<b>POSSESSION AVG.</b>	29.19	30.49
<b>TOTAL NET YARDS</b>	5595	5299
Avg. Per Game	349.7	331.2
Total Plays	938	1026
Avg. Per Play	6.0	5.2
<b>NET YARDS RUSHING</b>	2437	1912
Avg. Per Game	152.3	119.5
Total Rushes	504	432
<b>NET YARDS PASSING</b>	3158	3387
Avg. Per Game	197.4	211.7
Sacked/Yards Lost	20/130	37/230
Gross Yards	3288	3617
Att./Completions	414/246	557/333
Completion Pct.	59.4	59.8
Had Intercepted	12	12
<b>PUNTS/AVERAGE</b>	76/42.3	80/45.9
Net Punting Avg.	76/37.4	80/37.7
<b>PENALTIES/YARDS</b>	94/637	88/736
<b>FUMBLES/BALL LOST</b>	12/7	25/13
<b>TOUCHDOWNS</b>	47	37
Rushing	30	14
Passing	15	19
Returns	2	4

SCORING	TD	R	P	PA	PAT	FG	2 S	PT
Kasay	0	0	0	46/46	28/31	0	0	130
D. Williams	20	18	2	0	0	1	0	122
Stewart	10	10	0	0	0	0	0	60
St. Smith	6	0	6	0	0	0	0	36
Muhammad	5	0	5	0	0	0	0	30
Delhomme	2	2	0	0	0	0	0	12
Gamble	1	0	0	1	0	0	0	6
King	1	0	1	0	0	0	0	6
Rosario	1	0	1	0	0	0	0	6
Wesley	1	0	0	1	0	0	0	6
<b>TEAM</b>	<b>47</b>	<b>30</b>	<b>15</b>	<b>2</b>	<b>46/46</b>	<b>28/31</b>	<b>0</b>	<b>1414</b>
<b>OPPONENTS</b>	<b>37</b>	<b>14</b>	<b>19</b>	<b>4</b>	<b>31/32</b>	<b>24/28</b>	<b>0</b>	<b>329</b>

RUSHING	No	Yds	Avg	Long	TD
D. Williams	273	1515	5.5	69t	18
Stewart	184	836	4.5	41	10
St. Smith	5	40	8.0	23	0
Delhomme	20	21	1.1	12t	2
Hoover	9	18	2.0	5	0
Goings	9	10	1.1	4	0
McCowen	4	-3	-8	0	0
<b>TEAM</b>	<b>504</b>	<b>2437</b>	<b>4.8</b>	<b>69t</b>	<b>30</b>
<b>OPPONENTS</b>	<b>432</b>	<b>1912</b>	<b>4.4</b>	<b>51</b>	<b>14</b>

RECEIVING	No	Yds	Avg	Long	TD
St. Smith	78	1421	18.2	65t	6
Muhammad	65	923	14.2	60	5
D. Williams	22	121	5.5	25t	2
King	21	195	9.3	31	1
Rosario	18	209	11.6	24	1
Hackett	13	181	13.9	37	0
Jarrett	10	119	11.9	25	0
Stewart	8	47	5.9	15	0
Hoover	6	39	6.5	12	0
Goings	3	1	0.3	3	0
Jones	2	32	16.0	19	0
<b>TEAM</b>	<b>246</b>	<b>3288</b>	<b>13.4</b>	<b>65t</b>	<b>15</b>
<b>OPPONENTS</b>	<b>333</b>	<b>3617</b>	<b>10.9</b>	<b>69</b>	<b>19</b>

INTERCEPTIONS	No	Yds	Avg	Long	TD
Beason	3	52	17.3	44	0
Gamble	3	23	7.7	19	0
Lucas	2	74	37.0	43	0
Godfrey	1	16	16.0	16	0
Harris	1	16	16.0	16	0
Marshall	1	11	11.0	11	0
Diggs	1	0	0.0	0	0
<b>TEAM</b>	<b>12</b>	<b>192</b>	<b>16.0</b>	<b>44</b>	<b>0</b>
<b>OPPONENTS</b>	<b>12</b>	<b>167</b>	<b>13.9</b>	<b>58</b>	<b>0</b>

PUNTING	No	Yds	Avg	Net	TB120	Lg	B
Baker	73	3217	44.1	37.4	5	30	63
<b>TEAM</b>	<b>76</b>	<b>3217</b>	<b>42.3</b>	<b>37.4</b>	<b>5</b>	<b>30</b>	<b>63</b>
<b>OPPONENTS</b>	<b>80</b>	<b>3671</b>	<b>45.9</b>	<b>37.7</b>	<b>10</b>	<b>18</b>	<b>63</b>

PUNT RET.	Ret	FC	Yds	Avg	Long	TD
Jones	39	20	443	11.4	55	0
Salley	1	0	0	0.0	0	0
St. Smith	1	0	10	10.0	10	0
Wesley	1	0	0	0.0	0	0
<b>TEAM</b>	<b>42</b>	<b>20</b>	<b>453</b>	<b>10.8</b>	<b>55</b>	<b>0</b>
<b>OPPONENTS</b>	<b>41</b>	<b>13</b>	<b>276</b>	<b>6.7</b>	<b>61t</b>	<b>1</b>

KICKOFF RET.	No	Yds	Avg	Long	TD
Jones	40	958	24.0	59	0
Stewart	15	349	23.3	38	0
Rosario	2	26	13.0	18	0
Bridges	1	15	15.0	15	0
Hoover	1	12	12.0	12	0
King	1	12	12.0	12	0
<b>TEAM</b>	<b>60</b>	<b>1372</b>	<b>22.9</b>	<b>59</b>	<b>0</b>
<b>OPPONENTS</b>	<b>59</b>	<b>1292</b>	<b>21.9</b>	<b>46</b>	<b>0</b>

PASSING	Att	Cmp	Yds	Cmp%	Yd/Att	TD	TD%	Int	Int%	Lg	TK/LS	Rate
Delhomme	414	246	3288	59.4	7.94	15	3.6	12	2.9	65t	20/130	84.7
<b>TEAM</b>	<b>414</b>	<b>246</b>	<b>3288</b>	<b>59.4</b>	<b>7.94</b>	<b>15</b>	<b>3.6</b>	<b>12</b>	<b>2.9</b>	<b>65t</b>	<b>20/130</b>	<b>84.7</b>
<b>OPPONENTS</b>	<b>557</b>	<b>333</b>	<b>3617</b>	<b>59.8</b>	<b>6.49</b>	<b>19</b>	<b>3.4</b>	<b>12</b>	<b>2.2</b>	<b>69</b>	<b>37/230</b>	<b>81.4</b>

DEFENSE	TOT	S	A	QP	FF	FR	PD
Beason	159	103	56	2	-	1	4
Davis	136	94	42	3	2	1	5
Gamble	103	83	20	1	1	2	20
Harris	80	55	25	-	2	1	3
Diggs	78	46	32	-	1	2	7
Lucas	70	59	11	-	-	-	14
Peppers	63	41	22	29	5	-	7
Diggs	62	42	20	2	-	-	2
Marshall	61	51	10	6	-	-	4
Brayton	59	41	18	13	1	1	4
Lewis	48	36	12	11	2	1	5
Kemozatu	40	31	9	7	1	-	2
Johnson	30	20	10	19	1	1	7
Walker	12	8	4	1	-	-	1
Gibson	10	8	2	2	-	-	-
Johnson	7	7	0	1	1	-	-
Taylor	5	5	0	6	-	1	-
Wilson	3	3	-	-	-	-	1
Hayden	3	2	1	2	-	-	-
Anderson	3	2	1	1	-	-	-
Salley	1	1	-	-	-	-	-
Wesley	1	1	-	-	-	-	2

SACKS	Player	TOTAL	Marshall
Peppers	14.5	Diggs	1
C. Johnson	6	Godfrey	1
Brayton	4.5	Taylor	1
Davis	3.5	<b>TEAM</b>	<b>37</b>
Lewis	3.5	<b>OPPONENTS</b>	<b>20</b>

F.GOALS	1-19	20-29	30-39	40-49	50+
Kasay	0/0	7/7	9/9	11/12	1/3
<b>TEAM</b>	<b>0/0</b>	<b>7/7</b>	<b>9/9</b>	<b>11/12</b>	<b>1/3</b>
<b>OPPONENTS</b>	<b>1/1</b>	<b>8/8</b>	<b>7/7</b>	<b>7/9</b>	<b>1/3</b>

**Kasay:** (44G,33G,30G,49G)(37G,45G)(43G)  
(44G)(32G,44G)(20G)(39G,48G,28G)(23G,50G)  
(54N,32G)(29G)(23G,21G)(33G)(39G,44G,42G)  
(50N)(45G,26G,34G,41N,42G)  
**Opponents:** (27G)(26G)(28G,32G)(33G,44G,44G)  
(37G,51N,49G)(121G)(38G,45G,58N)  
(40G,56G,27G)(23G)(32G,44G,19G)(40N,20G)  
(43G,47N)(32G,35G)(21G)

PANTHERS USUAL STARTERS						
WR 89	Smith (14)	LE 96	Brayton (16)			
LT 69	Gross (15)	LT 99	Kemozatu (14)			
LG 70	Wharton (14)	RT 92	Lewis (15)			
C 67	Kalil (12)	RE 90	Peppers (16)			
RG 68	Vincent (14)	SLB 53	Diggs (16)			
RT 79	Ohah (12)	MLB 52	Beason (16)			
TE 47	King (15)	WLB 58	Davis (16)			
WR 87	Muhammad (15)	LCB 21	Lucas (16)			
QB 17	Delhomme (16)	RCB 20	Gamble (16)			
FB 45	Hoover (12)	SS 43	Harris (16)			
RB 34	Williams (16)	FS 30	Godfrey (16)			

SCORE BY PERIODS									
TEAM	1	2	3	4	OT	TOT			
<b>TEAM</b>	<b>60</b>	<b>149</b>	<b>99</b>	<b>106</b>	<b>0</b>	<b>414</b>			
<b>OPPONENTS</b>	<b>57</b>	<b>92</b>	<b>71</b>	<b>103</b>	<b>6</b>	<b>329</b>			

# 2009 REGULAR SEASON STATISTICS

## WON 8, LOST 8 3rd NFC SOUTH

HEAD COACH JOHN FOX

Date	W/L	Time	Opponent	Score
09/13	L	10-38	PHILADELPHIA	73/599
09/20	L	20-28	at Atlanta	67,313
09/28	L	7-21	at Dallas	90,588
10/11	W	20-17	WASHINGTON	73,487
10/18	W	28-21	at Tampa Bay	62,422
10/25	L	9-20	BUFFALO	73,497
11/01	W	34-21	at Arizona	62,031
11/08	L	20-30	at New Orleans	70,011
11/15	W	28-19	ATLANTA	73,239
11/19	L	17-24	MIAMI	73,475
11/29	L	6-17	at New York Jets	76,381
12/06	W	16-6	TAMPA BAY	72,455
12/13	L	10-20	at New England	68,756
12/20	W	26-7	MINNESOTA	73,515
12/27	W	41-9	at New York Giants	78,809
01/03	W	23-10	NEW ORLEANS	73,047

## STATISTIC CAR. OPP.

Statistic	CAR.	OPP.
TOTAL FIRST DOWNS	289	289
Rushing	123	109
Passing	152	155
Penalty	14	26
3rd Down: Made/Att	82/220	70/197
3rd Down Pct.	37.3	35.5
4th Down: Made/Att	9/20	9/17
4th Down Pct.	45.0	52.9
POSSESSION AVG.	30:13	29:47
TOTAL NET YARDS	5297	5053
Avg. Per Game	331.1	315.8
TOTAL PLAYS	1023	976
Avg. Per Play	5.2	5.2
NET YARDS RUSHING	2498	1997
Avg. Per Game	156.1	124.8
Total Rushes	525	450
NET YARDS PASSING	2799	3056
Avg. Per Game	174.9	191
Sacked/Yards Lost	33/271	31/193
Gross Yards	3070	3249
Att./Completions	465/264	495/305
Completion Pct.	56.8	61.6
Had Intercepted	20	22
PUNTS/AVERAGE	77/43.5	74/44.8
Net Punting Avg.	77/36.6	74/38.2
PENALTIES/YARDS	88/698	82/632
FUMBLES/BALL LOST	23/11	28/15
TOUCHDOWNS	35	36
Rushing	18	15
Passing	16	14
Returns	1	7

## NET YARDS RUSHING

Player	Yds	Att.
Stewart	221	1133
D. Williams	216	1117
Sutton	12	68
Delhomme	17	60
Hoover	20	52
Goodson	22	49
S. Smith	5	22
M. Moore	12	-3
TEAM	525	2498
OPPONENTS	450	1997

## NET YARDS PASSING

Player	Yds	Att.	Cmp.
Stewart	221	1133	51
D. Williams	216	1117	29
Sutton	12	68	2
Delhomme	17	60	2
Hoover	20	52	2
Goodson	22	49	2
S. Smith	5	22	0
M. Moore	12	-3	0
TEAM	525	2498	65
OPPONENTS	450	1997	60

## PUNTING

Player	Net	Yds	Blk
Baker	76	3352	4
TEAM	77	3352	4
OPPONENTS	74	3312	10

## KICKOFF RET.

Player	Ret.	Yds	Long
Goodson	17	352	20.7
Sutton	14	302	21.6
K. Moore	10	219	21.9
King	3	37	12.3
Rosario	2	41	20.5
Stewart	2	17	8.5
Barnidge	1	16	16.0
Munneryn	1	15	15.0
Schwartz	1	16	16.0
TEAM	51	1015	19.9
OPPONENTS	51	1267	24.8

## RUSHING

Player	No	Yds	Avg	Long	TD
Stewart	221	1133	5.1	67t	10
D. Williams	216	1117	5.2	77	7
Sutton	12	68	5.7	20	0
Delhomme	17	60	3.5	11	0
Hoover	20	52	2.6	18	1
Goodson	22	49	2.2	11	0
S. Smith	5	22	4.4	17	0
M. Moore	12	-3	-0.3	5	0
TEAM	525	2498	4.8	77	18
OPPONENTS	450	1997	4.4	46t	15

## RECEIVING

Player	No	Yds	Avg	Long	TD
S. Smith	65	982	15.1	66	7
Muhammad	53	581	11.0	27	1
D. Williams	29	252	8.7	30	0
Rosario	26	313	12.0	26	2
King	25	200	8.0	32	3
Stewart	18	139	7.7	19	1
Jarrett	17	196	11.5	30t	1
Barnidge	12	242	20.2	55	0
Sutton	6	62	10.3	13	0
K. Moore	6	59	9.8	22	0
Hoover	4	23	5.8	12	1
Goodson	2	15	7.5	13	0
C. Martin	1	6	6.0	6	0
TEAM	264	3070	11.6	66	16
OPPONENTS	305	3249	10.7	63	14

## INTERCEPTIONS

Player	No	Yds	Avg	Long	TD
Gamble	4	55	13.8	41	0
Marshall	4	47	11.8	28	0
Beason	3	46	15.3	18	0
S. Martin	3	35	11.7	23	0
C. Harris	3	3	1.0	3	0
T. Davis	2	24	12.0	24	0
Peppers	2	13	6.5	13t	1
Godfrey	1	12	12.0	12	0
TEAM	22	235	10.7	41	1
OPPONENTS	20	339	17.0	67t	3

## PUNTING

Player	No	Yds	Avg	Net	Blk	TD	Lg
Baker	76	3352	44.1	36.6	4	22	61
TEAM	77	3352	43.5	36.6	4	22	61
OPPONENTS	74	3312	44.8	38.2	10	30	70

## KICKOFF RET.

Player	No	Yds	Avg	Long	TD
Goodson	17	352	20.7	33	0
Sutton	14	302	21.6	32	0
K. Moore	10	219	21.9	55	0
King	3	37	12.3	14	0
Rosario	2	41	20.5	22	0
Stewart	2	17	8.5	17	0
Barnidge	1	16	16.0	16	0
Munneryn	1	15	15.0	15	0
Schwartz	1	16	16.0	16	0
TEAM	51	1015	19.9	55	0
OPPONENTS	51	1267	24.8	97t	1

## PASSING

Player	Att	Cmp	Yds	Cmp%	Yd/Att	TD	TD%	Int	Int%	Lg	TK/LS	Rate
Delhomme	321	178	2015	55.5	6.28	8	2.5	18	5.6	52	23/187	59.4
M. Moore	138	85	1053	61.6	7.63	8	5.8	2	1.4	66	9/78	98.5
McCown	6	1	2	16.7	0.33	0	0.0	0	0.0	2	1/6	39.6
TEAM	465	264	3070	56.8	6.60	16	3.4	20	4.3	66	33/271	70.5
OPPONENTS	495	305	3249	61.6	6.56	14	2.8	22	4.4	63	31/193	71.7

## DEFENSE

Player	TOT	S	A	QP	FF	FR	PD
Beason	169	125	44	5	1	2	5
Marshall	81	63	18	-	2	2	6
Anderson	72	39	33	5	-	1	2
Davis	71	54	17	6	-	-	3
Harris	71	44	27	2	2	1	5
Gamble	70	56	14	-	-	-	9
Lewis	65	35	30	21	-	1	1
Brayton	62	39	23	14	1	1	1
Peppers	55	35	20	35	5	1	4
Godfrey	50	34	16	-	4	-	4
Diggs	46	32	14	3	1	-	1
Munneryn	43	35	8	-	1	1	2
Thomas	39	20	19	3	-	1	1
Hayden	31	16	15	1	-	-	-
Johnson	29	18	11	1	-	-	-
Johnson	28	18	10	12	3	-	6
Brown	25	15	10	16	2	-	2
Martin	20	15	5	-	-	-	2
Connor	19	10	9	1	-	-	1
Teal	15	12	3	-	-	-	1
Tyler	13	6	7	1	-	-	-
Leonard	11	5	6	-	-	-	-
Wilson	7	6	1	-	-	-	2
Wesley	6	5	1	1	-	-	4
Harris	2	0	2	-	-	-	-
Burton	1	0	1	1	-	-	-
Taylor	1	0	1	-	-	-	-

## SACKS

Player	TOTAL	Opponent
Peppers	10.5	Hayden
Brayton	5	Leonard
C. Johnson	4	Wesley
Beason	3	D. Lewis
Brown	2.5	TEAM
T. Davis	1.5	OPPONENTS

## F.GOALS

Player	1-19	20-29	30-39	40-49	50+
Kasay	0/0	7/7	9/10	5/6	1/4
TEAM	0/0	7/7	9/10	5/6	1/4
OPPONENTS	1/1	7/7	4/7	7/11	0/1

**Kasay:** (22G)(38G,50G)(43G)(52B)(43N,39N)(35G,31G)(32G,25G)(51B)(29G,33G,48G)(40G,28G)(23G,40G,32G)(53N,36G)(38G,27G)(41G,39G,37G)  
**OPP:** (49G,51B)(40N,24G,19G)(38G)(43N)(29G,22G)(0)(23G,25G,40G)(35G,24G,34N)(37G)(48N,47G)(21G,46G,36N,42N)(48G,47G)(39N)(40G)(35G)

## PANTHERS USUAL STARTERS

WR	RB	TE	QB	LT	RT	LB	DE	DB
89 Smith (16)	90 Peppers (14)	69 Gross (9)	75 Thomas (12)	69 Gross (9)	75 Thomas (12)	69 Gross (9)	75 Thomas (12)	69 Gross (9)
67 Kaili (16)	RE 96 Brayton (16)	79 Otah (13)	MLB 52 Diggs (11)	67 Kaili (16)	RE 96 Brayton (16)	79 Otah (13)	MLB 52 Diggs (11)	67 Kaili (16)
68 Vincent (16)	SLB 53 Diggins (11)	47 King (15)	MLB 52 Diggs (16)	68 Vincent (16)	SLB 53 Diggins (11)	47 King (15)	MLB 52 Diggs (16)	68 Vincent (16)
87 Muhammad (13)	LGB 20 Gamble (16)	47 King (15)	WB 58 Davis (7)	87 Muhammad (13)	LGB 20 Gamble (16)	47 King (15)	WB 58 Davis (7)	87 Muhammad (13)
17 Delhomme (11)	RCB 31 Marshall (16)	45 Hoover (4)	SS 43 Harris (13)	17 Delhomme (11)	RCB 31 Marshall (16)	45 Hoover (4)	SS 43 Harris (13)	17 Delhomme (11)
34 D. Williams (13)	FS 30 Godfrey (11)			34 D. Williams (13)	FS 30 Godfrey (11)			34 D. Williams (13)

## SCORE BY PERIODS

Team	1	2	3	4	OT	TOT
TEAM	68	109	43	95	0	315
OPPONENTS	48	102	72	86	0	308

ADMINISTRATION & COACHES  
 VETERANS  
 ROOKIES  
 2017 IN REVIEW  
 RECORDS  
 TEAM HISTORY  
 REFERENCE

# 2010 REGULAR SEASON STATISTICS

**ADMINISTRATION & COACHES**  
**VETERANS**  
**ROOKIES**  
**2017 IN REVIEW**  
**RECORDS**  
**TEAM HISTORY**  
**REFERENCE**

**WON 2, LOST 14**

DATE	SCORE	OPponent	SCORE
09/12	L 18-31	at New York Giants	77,245
09/19	L 7-20	TAMPA BAY	72,577
09/26	L 7-20	CINCINNATI	72,887
10/03	L 14-16	at New Orleans	70,016
10/10	L 6-23	CHICAGO	73,464
10/24	W 23-20	SAN FRANCISCO	72,741
10/31	L 10-20	at St. Louis	52,281
11/07	L 3-34	NEW ORLEANS	73,191
11/14	L 16-31	at Tampa Bay	44,264
11/21	L 13-37	BALTIMORE	73,021
11/28	L 23-24	at Cleveland	64,463
12/05	L 14-31	at Seattle	66,577
12/12	L 10-31	ATLANTA	71,235
12/19	W 19-12	ARIZONA	71,849
12/23	L 3-27	at Pittsburgh	61,748
01/02	L 10-31	at Atlanta	67,349

**STATISTIC**

STATISTIC	CAR.	OPP.
<b>TOTAL FIRST DOWNS</b>	225	328
Rushing	78	121
Passing	125	176
Penalty	22	31
3rd Down: Made/Att	69/227	81/213
3rd Down Pct.	30.4	38.0
4th Down: Made/Att	10/23	4/9
4th Down Pct.	43.5	44.4
<b>POSSESSION AVG.</b>	27.24	32.36
<b>TOTAL NET YARDS</b>	4135	5374
Avg. Per Game	258.4	335.9
Total Plays	962	1060
Avg. Per Play	4.3	5.1
<b>NET YARDS RUSHING</b>	1846	1981
Avg. Per Game	115.4	123.8
Total Rushes	428	503
<b>NET YARDS PASSING</b>	2289	3393
Avg. Per Game	143.1	212.1
Sacked/Yards Lost	50/346	31/224
Gross Yards	2635	3617
Att./Completions	484/256	526/326
Completion Pct.	52.9	62.0
Had Intercepted	21	17
<b>PUNTS/AVERAGE</b>	95/43.1	76/43.5
Net Punting Avg.	36.5	36.5
<b>PENALTIES/YARDS</b>	106/918	90/765
<b>FUMBLES/BALL LOST</b>	31/16	22/12
<b>TOUCHDOWNS</b>	17	46
Rushing	7	20
Passing	9	19
Returns	1	7

**SCORING**

Player	TD	Ru	Pa	Rt	PAT	FG	2	S	PT
Kasay	0	0	0	0	17/17	25/29	0	0	92
Gettis	3	0	3	0	0	0	0	18	
Goodson	3	3	0	0	0	0	0	18	
Stewart	3	2	1	0	0	0	0	18	
King	2	0	2	0	0	0	0	12	
Smith	2	0	2	0	0	0	0	12	
LaFell	1	0	1	0	0	0	0	6	
Munnerlyn	1	0	1	0	0	0	0	6	
Vaughan	1	1	0	0	0	0	0	6	
D. Williams	1	1	0	0	0	0	0	6	
Hardy	0	0	0	0	0	1	2	0	
<b>TEAM</b>	17	7	9	1	17/17	25/29	0	0	1196
<b>OPPONENTS</b>	46	20	19	7	45/45	29/32	0	0	4048

**PUNT RET.**

Player	Ret	FC	Yds	Avg	Long	TD
Munnerlyn	30	6	327	10.9	37	0
Smith	6	0	46	7.7	32	0
Edwards	2	0	0	0.0	0	0
Jam. Williams	1	0	0	0.0	0	0
<b>TEAM</b>	39	6	373	9.6	37	0
<b>OPPONENTS</b>	54	16	488	9.0	84	1

**PASSING**

Player	Att	Cmp	Yds	Cmp%	Yd/Att	TD	TD%	Int	Int%	Lg	TKLs	Rate
Clausen	299	157	1558	52.5	5.21	3	1.0	9	3.0	55t	33/223	58.4
Moore	143	79	857	55.2	5.99	5	3.5	10	7.0	39	13/90	55.6
St. Pierre	28	13	173	46.4	6.18	1	3.6	2	7.1	88t	3/23	48.6
Pike	12	6	47	50.0	3.92	0	0.0	0	0.0	22	1/10	60.1
Edwards	1	1	0	100.0	0.00	0	0.0	0	0.0	0	0/0	79.2
LaFell	1	0	0	0.0	0.00	0	0.0	0	0.0	0	0/0	39.6
<b>TEAM</b>	484	256	2635	52.9	5.44	9	1.9	21	4.3	88t	50/346	57.0
<b>OPPONENTS</b>	526	326	3617	62.0	6.88	19	3.6	17	3.2	56t	31/224	81.0

**RUSHING**

Player	No	Yds	Avg	Long	TD
Stewart	178	770	4.3	48	2
Goodson	103	452	4.4	45	3
D. Williams	87	361	4.1	39t	1
Sutton	13	71	5.5	32	0
LaFell	1	60	60.0	60	0
Clausen	23	57	2.5	11	0
Moore	5	25	5.0	8	0
Fiammetta	7	22	3.1	11	0
Smith	1	9	9.0	9	0
Edwards	1	7	7.0	7	0
Vaughan	3	7	2.3	6	0
Senn	1	5	5.0	5	0
Gettis	3	2	0.7	19	0
Baker	1	0	0.0	0	0
Rosario	1	-2	-2.0	-2	0
<b>TEAM</b>	428	1846	4.3	60	7
<b>OPPONENTS</b>	503	1981	3.9	68t	20

**RECEIVING**

Player	No	Yds	Avg	Long	TD
S. Smith	46	554	12.0	39	2
Goodson	40	310	7.8	32	0
LaFell	38	468	12.3	44	1
Gettis	37	508	13.7	88t	3
Rosario	32	264	8.3	26	0
King	19	121	6.4	16t	2
Sutton	12	70	5.8	14	0
D. Williams	11	61	5.5	14	0
Stewart	8	103	12.9	55t	1
Clowney	6	102	17.0	31	0
Fiammetta	5	34	6.8	11	0
Jarrett	2	40	20.0	21	0
<b>TEAM</b>	256	2635	10.3	88t	9
<b>OPPONENTS</b>	326	3617	11.1	56t	19

**INTERCEPTIONS**

Player	No	Yds	Avg	Long	TD
Godfrey	5	112	22.4	38	0
Marshall	3	91	30.3	66	0
Munnerlyn	3	37	12.3	37t	1
S. Martin	1	34	34.0	34	0
Beason	1	7	7.0	7	0
E. Johnson	1	5	5.0	5	0
Anderson	1	1	1.0	1	0
E. Brown	1	0	0.0	0	0
Pugh	1	-2	-2.0	-2	0
<b>TEAM</b>	17	285	16.8	66	1
<b>OPPONENTS</b>	21	270	12.9	34	5

**PUNTING**

Player	No	Yds	Avg	Net	TD	100	Lg	B
Baker	95	4097	43.1	36.5	7	22	60	0
<b>TEAM</b>	95	4097	43.1	36.5	7	22	60	0
<b>OPPONENTS</b>	75	3309	43.5	36.5	8	26	63	1

**KICKOFF RET.**

Player	No	Yds	Avg	Long	TD
Goodson	48	1048	21.8	46	0
Pugh	9	218	24.2	32	0
Gettis	8	145	18.1	28	0
Thomas	3	63	21.0	26	0
Munnerlyn	2	87	43.5	64	0
Sutton	2	30	15.0	18	0
Norwood	1	17	17.0	17	0
King	1	11	11.0	11	0
<b>TEAM</b>	74	1619	21.9	64	0
<b>OPPONENTS</b>	45	1064	23.6	84	0

**DEFENSE**

Player	TOT	S	A	OP	FF	FR	PD
Beason	162	102	60	2	1	-	8
Anderson	154	95	59	10	2	3	3
Godfrey	104	71	33	4	-	-	4
Marshall	91	75	16	1	1	1	5
S. Martin	90	57	33	2	1	1	5
C. Johnson	73	57	16	27	1	-	3
Landri	63	32	31	6	-	1	1
Connor	60	34	26	4	-	-	1
Hayden	51	23	28	2	-	-	1
Munnerlyn	47	41	6	-	1	-	10
Gamble	42	30	12	-	-	-	8
E. Brown	34	21	13	8	1	-	-
Harris	34	18	16	1	-	1	-
Brayton	33	22	11	14	-	2	2
Hardy	29	17	12	9	2	-	2
E. Johnson	27	13	14	2	-	-	1
Neblett	18	8	10	1	-	-	-
Jas. Williams	15	11	4	1	1	1	2
Pugh	12	6	7	1	-	-	2
Senn	8	4	4	-	-	-	-
Wilson	8	5	3	-	-	-	1
McClain	7	6	1	-	-	-	1
Norwood	6	1	5	-	1	-	-
Irvin	5	3	2	-	-	-	-
Hudson	4	3	1	1	-	-	2
Leonard	3	2	1	-	-	-	-

**SACKS**

Player	TOTAL	Beason
C. Johnson	11.5	Connor
Anderson	3.5	Hayden
E. Brown	3.5	Marshall
Hardy	3	Norwood
Landri	3	<b>TEAM</b> .....31
Harris	1.5	<b>OPPONENTS</b> .....50

**F.GOALS**

Player	1-19	20-29	30-39	40-49	50+
Kasay	0/0	9/9	2/2	11/14	3/4
<b>TEAM</b>	0/0	9/9	2/2	11/14	3/4
<b>OPPONENTS</b>	0/0	9/9	13/13	5/7	2/3

**Kasay:** (21G, 52G, 43G) ( ) ( ) (24G, 51N, 53G), (47G, 55G, 37G) (44G) (20G, 40N) (46G, 28G, 48G), (45G, 40G) (43G, 42G, 46N, 43G, 42N) (1) (36G) (28G, 29G, 24G, 43G) (27G) (26G)

**OPP:** (32G) (24G, 33G) (33G, 50G) (32G, 32G, 25G) (28G, 53G, 43G) (24G, 38G) (51N, 33G, 41G) (31G), 36G) (32G) (22G, 33G, 49G) (41G) (24G, 47N) (39G) (23G, 30G) (26G, 29G, 41N) (47G)

**PANTHERS USUAL STARTERS**

WR 89	Smith (14)	LE 96	Brayton (14)
LT 69	Gross (16)	LT 98	Hayden (10)
LG 70	Wharton (9)	RT 61	Landri (16)
C 67	Kalil (16)	RE 95	Johnson (16)
RG 74	Schwartz (11)	SLB 50	Anderson (15)
RT 65	G. Williams (11)	MLB 55	Connor (8)
TE 47	King (16)	52	Beason (8)
WR 12	Gettis (13)	WLB 52	Beason (8)
QB 2	Clausen (10)	LQB 20	Gamble (10)
FB 42	Fiammetta (9)	RQB 31	Marshall (16)
RB 28	Stewart (7)	SS 30	Godfrey (16)
		FS 23	Martin (15)

**SCORE BY PERIODS**

TEAM	1	2	3	4	OT	TOT
TEAM	35	67	52	42	0	196
OPPONENTS	114	111	74	109	0	408

# 2011 REGULAR SEASON STATISTICS

## WON 6, LOST 10

HEAD COACH RON RIVERA

Date	Time	Location	Opponent	Score
09/11	L 21-28	at Arizona	60,627	
09/18	L 23-30	GREEN BAY	73,167	
09/25	W 16-10	JACKSONVILLE	71,704	
10/02	L 29-34	at Chicago	62,135	
10/09	L 27-30	NEW ORLEANS	72,679	
10/16	L 17-31	at Atlanta	69,047	
10/23	W 33-20	WASHINGTON	73,245	
10/30	L 21-24	MINNESOTA	72,095	
11/13	L 3-30	TENNESSEE	72,409	
11/20	L 35-49	at Detroit	63,633	
11/27	W 27-19	at Indianapolis	63,928	
12/04	W 38-19	at Tampa Bay	56,270	
12/11	L 23-31	ATLANTA	72,680	
12/18	W 28-13	at Houston	71,540	
12/24	W 48-16	TAMPA BAY	70,363	
01/01	L 17-45	at New Orleans	73,065	

## STATISTIC

### TOTAL FIRST DOWNS

Statistic	CAR.	OPP.
Rushing	139	110
Passing	175	191
Penalty	31	28
3rd Down: Made/Att	75/185	83/194
3rd Down Pct.	40.5	42.8
4th Down: Made/Att	6/10	4/12
4th Down Pct.	60	33.3

### POSSESSION AVG.

Total Net Yards	6237	6042
Avg. Per Game	389.8	377.6
Total Plays	999	972
Avg. Per Play	6.2	6.2

### NET YARDS RUSHING

Avg. Per Game	150.5	130.8
Total Rushes	445	451
Total Rushes	3829	3949
Avg. Per Game	239.3	246.8

### NET YARDS PASSING

Avg. Per Game	66/34.1	52/43.2
Sacked/Yards Lost	35/260	31/170
Gross Yards	4089	4119
Att./Completions	519/312	490/318
Completion Pct.	60.1	64.9
Had Intercepted	17	14

### PUNTS/AVERAGE

Net Punting Avg.	66/42.7	52/43.2
------------------	---------	---------

### PENALTIES/YARDS

	113/1013	98/901
--	----------	--------

### FUMBLES/BALL LOST

Touchdowns	13/6	20/10
Rushing	48	50
Passing	26	18
Returns	21	28
	1	4

## SCORING

Player	TD	Ru	Pa	Rt	PAT	FG	2 S	PT
Mare	0	0	0	0	44/45	22/28	0	0 110
Newton	14	14	0	0	0	0	0	0 84
S. Smith	7	0	7	0	0	0	1	0 44
D. Williams	7	7	0	0	0	0	0	0 42
Olsen	5	0	5	0	0	0	1	0 32
Stewart	5	4	1	0	0	0	0	0 30
Shockey	4	0	4	0	0	0	0	0 24
LaFell	3	0	3	0	0	0	0	0 18
Brockel	1	1	0	0	0	0	0	0 6
Naanee	1	0	1	0	0	0	0	0 6
Pilares	1	0	0	1	0	0	0	0 6
Applewhite	0	0	0	0	0	0	1	0 2
Hardy	0	0	0	0	0	1	2	0 4
TEAM	48	26	21	1	44/45	22/28	2	2 406
OPPONENTS	50	18	28	4	48/48	27/31	0	0 429

## SCORE BY PERIODS

	1	2	3	4	OT	TOT
TEAM	92	148	83	83	0	406
OPPONENTS	79	117	90	143	0	429

## RUSHING

Player	No	Yds	Avg	Long	TD
D. Williams	155	836	5.4	74t	7
Stewart	142	761	5.4	32	4
Newton	126	706	5.6	49t	14
S. Smith	6	56	9.3	23	0
Vaughan	7	24	3.4	9	0
Brockel	3	12	4.0	7t	1
Felton	3	10	3.3	4	0
A. Edwards	1	5	5.0	5	0
D. Anderson	2	-2	-1.0	-1	0
TEAM	445	2408	5.4	74t	26
OPPONENTS	451	2093	4.6	46	18

## RECEIVING

Player	No	Yds	Avg	Long	TD
S. Smith	79	1394	17.6	77t	7
Stewart	47	413	8.8	26	1
Olsen	45	540	12.0	44t	5
Naanee	44	467	10.6	28	1
Shockey	37	455	12.3	29	4
LaFell	36	613	17.0	91t	3
D. Williams	16	135	8.4	32	0
Brockel	3	13	4.3	5	0
Felton	2	24	12.0	17	0
Newton	1	27	27.0	27	0
Ajrotutu	1	4	4.0	4	0
Goodson	1	4	4.0	4	0
TEAM	312	4089	13.1	91t	21
OPPONENTS	318	4119	13.0	84t	28

## INTERCEPTIONS

Player	No	Yds	Avg	Long	TD
Gamble	3	43	14.3	24	0
Martin	3	16	5.3	15	0
Godfrey	2	30	15.0	21	0
J. Anderson	2	5	2.5	5	0
Stanford	1	53	53.0	53	0
Senn	1	21	21.0	21	0
Nelson	1	20	20.0	20	0
Keiser	1	9	9.0	9	0
TEAM	14	197	14.1	53	0
OPPONENTS	17	229	13.5	49	1

## PUNTING

Player	No	Yds	Avg	Net	Blk	20	Lg	B
Baker	66	2819	42.7	34.1	5	19	56	0
TEAM	66	2819	42.7	34.1	5	19	56	0
OPPONENTS	52	2248	43.2	37.9	5	15	64	0

## KICKOFF RET.

Player	No	Yds	Avg	Long	TD
Pilares	23	590	25.7	101t	1
Goodson	11	250	22.7	31	0
A. Edwards	3	35	11.7	17	0
Pugh	2	51	25.5	28	0
Brockel	0	0	---	---	0
TEAM	39	926	23.7	101t	1
OPPONENTS	30	811	27.0	78	0

## PUNT RET.

Player	Ret	FC	Yds	Avg	Long	TD
A. Edwards	32	9	176	5.5	17	0
TEAM	32	9	176	5.5	17	0
OPPONENTS	35	15	466	13.3	89t	3

## PASSING

Player	Att	Cmp	Yds	Cmp%	Yd/Att	TD	DP	Int	Int%	Lg	TK/LS	Rate
Newton	517	310	4051	60.0	7.84	21	4.1	17	3.3	91t	35/260	84.5
A. Edwards	1	1	11	100.0	11.00	0	0.0	0	0.0	11	0/0	112.5
Naanee	1	1	27	100.0	27.00	0	0.0	0	0.0	27	0/0	118.8
TEAM	519	312	4089	60.1	7.88	21	4.0	17	3.3	91t	35/260	84.8
OPPONENTS	490	318	4119	64.9	8.41	28	5.7	14	2.9	84t	31/170	98.3

## DEFENSE

Player	TOT	S	A	QP	FF	FR	PD
Anderson	174	105	69	1	-	3	7
Godfrey	100	63	37	-	1	-	5
Connor	87	53	34	-	1	-	-
Senn	73	52	21	1	2	-	1
Martin	62	39	23	1	-	-	6
Munnerylyn	55	36	19	1	1	1	7
Gamble	51	37	14	-	-	-	10
Hardy	50	38	12	17	2	-	11
Johnson	39	25	14	14	1	-	2
Gaither	36	24	12	-	-	-	-
Butler	29	26	3	-	-	-	9
Applewhite	21	17	4	4	1	-	1
Neblett	21	15	6	-	-	2	-
J. Williams	21	13	8	-	1	-	-
McClain	20	14	6	4	-	1	-
Stanford	20	10	10	-	-	-	-
Davis	17	8	9	2	-	1	-
Pugh	16	12	4	-	-	-	2
Fua	15	11	4	1	-	-	-
Fields	11	6	5	1	-	-	-
Kearse	11	9	2	-	-	-	1
Nelson	11	8	3	-	-	-	-
T. Williams	11	5	6	-	-	-	4
Keiser	9	8	1	1	-	-	-
Norwood	7	5	2	1	-	-	-
Pressley	5	3	2	-	-	-	1
Hogan	4	1	3	-	-	-	-
Nwagbuo	4	2	2	-	-	-	-
Shirley	4	2	2	3	1	-	-
Beason	3	3	0	-	-	-	-
Phillips	3	2	1	-	-	-	-
Hines	1	1	0	-	-	-	-
Selvie	1	1	0	1	-	-	-

## SACKS

Player	TOTAL	J. Anderson	
Johnson	9.0	Gaither	1.0
Hardy	4.0	Godfrey	1.0
Keiser	4.0	McClain	1.0
Neblett	2.5	Kearse	0.5
Shirley	2.5	TEAM	31.0
Applewhite	2.0	OPPONENTS	35.0
Munnerylyn	2.0		

## FIELD GOALS

Player	1-19	20-29	30-39	40-49	50+
Mare	1/1	7/7	6/9	8/9	0/2
TEAM	1/1	7/7	6/9	8/9	0/2
OPPONENTS	1/1	5/5	10/11	9/12	2/2

**Mare:** ( ) (20G, 33G, 21G) (35G, 32G) (29G, 39G, 34B, 38G, 52N) ( ) (42G) (20G, 45G, 45G, 40G) (31N) (50N, 29G) (27G, 31G) (40G, 45B, 41G) (43G) (36N) ( ) (21G, 19G) (41G)

**OPP:** (36N) (37G, 19G, 34G) (53G) (20G, 24G) (23G, 46G, 37G) (24G) (31G, 49G) (45N, 31G) (38G, 36G, 49G) ( ) (43G, 31G) (50G, 47G, 46G, 44G) (30G, 46N) (49N, 26G, 34G) (42G) (43G)

## PANTHERS USUAL STARTERS

WR 89 Smith (16)	DE 76 Hardy (16)
TE 80 Shockey (13)	DT 97 McClain (12)
LT 69 Gross (15)	NT 94 Fua (11)
LG 70 Wharton (15)	DE 95 Johnson (15)
CG 67 Kallit (16)	SLB 50 Anderson (14)
RG 63 Hangartner (16)	MLB 55 Connor (11)
RT 77 Bell (12)	WLB 57 Senn (6)
TE 88 Olsen (13)	CB 20 Gamble (16)
WR 17 Naanee (10)	CB 41 Munnerylyn (14)
QB 1 Newton (16)	SS 30 Godfrey (14)
RB 34 D. Williams (14)	FS 23 Martin (16)

ADMINISTRATION  
& COACHES

VETERANS

ROOKIES

2017 IN REVIEW

RECORDS

TEAM HISTORY

REFERENCE





# 2013 REGULAR SEASON STATISTICS

## WON 12, LOST 4

DATE	RESULT	OPPONENT	SCORE
09/08	L	7-12 SEATTLE	73,294
09/15	L	23-24 at Buffalo	67,819
09/22	W	38-0 NEW YORK GIANTS	73,748
10/06	L	6-22 at Arizona	60,426
10/13	W	35-10 at Minnesota	63,963
10/20	W	30-15 ST. LOUIS	72,686
10/24	W	31-13 at Tampa Bay	59,073
11/03	W	34-10 ATLANTA	73,720
11/10	W	10-9 at San Francisco	69,732
11/18	W	24-20 NEW ENGLAND	74,225
11/24	W	20-16 at Miami	60,156
12/01	W	27-6 TAMPA BAY	72,795
12/08	L	13-31 at New Orleans	73,089
12/15	W	30-20 NEW YORK JETS	73,251
12/22	W	17-13 NEW ORLEANS	73,825
12/29	W	21-20 at Atlanta	70,427

## NFC DIVISIONAL PLAYOFF

01/12	L	10-23	SAN FRANCISCO	73,784
-------	---	-------	---------------	--------

## STATISTIC

STATISTIC	CAR.	OPP.
<b>TOTAL FIRST DOWNS</b>	319	278
Rushing	122	70
Passing	169	178
Penalty	28	30
3rd Down: Made/Att	91/208	76/212
3rd Down Pct.	43.8	35.8
4th Down: Made/Att	10/13	3/11
4th Down Pct.	76.9	27.3
<b>POSSESSION AVG.</b>	31:54	28:06
<b>TOTAL NET YARDS</b>	5069	4820
Avg. Per Game	316.8	301.3
Total Plays	999	975
Avg. Per Play	5.1	4.9
<b>NET YARDS RUSHING</b>	2026	1391
Avg. Per Game	126.6	86.9
Total Rushes	483	352
<b>NET YARDS PASSING</b>	3043	3429
Avg. Per Game	190.2	214.3
Sacked/Yards Lost	43/336	60/242
Gross Yards	3379	3853
Att./Completions	473/292	563/375
Completion Pct.	61.7	66.6
Had Intercepted	13	20
<b>PUNTS/AVERAGE</b>	70/47.8	73/45.5
Net Punting Avg.	70/41.6	73/40.6
<b>PENALTIES/YARDS</b>	80/671	84/753
<b>FUMBLES/BALL LOST</b>	12/6	17/10
<b>TOUCHDOWNS</b>	42	21
Rushing	14	4
Passing	24	17
Returns	4	0

## SCORING

Gano	TD	Ru	Pa	Rt	PAT	FG	2 S	PT
Gano	0	0	0	0	42/42	24/27	0	114
Tolbert	7	5	2	0	0	0	0	42
Newton	6	6	0	0	0	0	0	36
Olsen	6	0	6	0	0	0	0	36
Ginn	5	0	5	0	0	0	0	30
LaFell	5	0	5	0	0	0	0	30
S. Smith	4	0	4	0	0	0	0	24
D. Williams	4	3	1	0	0	0	0	24
Munnerlyn	2	0	2	0	0	0	0	12
Florence	1	0	1	0	0	0	0	6
Hixon	1	0	1	0	0	0	0	6
White	1	0	1	0	0	0	0	6
<b>TEAM</b>	<b>42</b>	<b>14</b>	<b>24</b>	<b>4</b>	<b>42/42</b>	<b>24/27</b>	<b>0</b>	<b>366</b>
<b>OPPONENTS</b>	<b>21</b>	<b>4</b>	<b>17</b>	<b>0</b>	<b>19/19</b>	<b>30/34</b>	<b>1</b>	<b>241</b>

## SCORE BY PERIODS

	1	2	3	4	OT	TOT
<b>TEAM</b>	<b>64</b>	<b>115</b>	<b>86</b>	<b>101</b>	<b>0</b>	<b>366</b>
<b>OPPONENTS</b>	<b>31</b>	<b>79</b>	<b>54</b>	<b>77</b>	<b>0</b>	<b>241</b>

## RUSHING

Player	No	Yds	Avg	Long	TD
D. Williams	201	843	4.2	43t	3
Newton	111	585	5.3	56	6
Tolbert	101	361	3.6	22	5
Stewart	48	180	3.8	16	0
Ginn	4	29	7.3	14	0
LaFell	2	15	7.5	9	0
Barner	6	7	1.2	2	0
A. Smith	4	5	1.3	5	0
Brockel	1	1	1.0	1	0
Anderson	5	0	0.0	2	0
<b>TEAM</b>	<b>483</b>	<b>2026</b>	<b>4.2</b>	<b>56</b>	<b>14</b>
<b>OPPONENTS</b>	<b>352</b>	<b>1391</b>	<b>4.0</b>	<b>46</b>	<b>4</b>

## RECEIVING

Player	No	Yds	Avg	Long	TD
Olsen	73	816	11.2	31	6
S. Smith	64	745	11.6	44	4
LaFell	49	627	12.8	79t	5
Ginn	36	556	15.4	47t	5
Tolbert	27	184	6.8	18	2
D. Williams	26	333	12.8	72t	1
Hixon	7	55	7.9	14t	1
Stewart	7	44	6.3	16	0
Barner	2	7	3.5	5	0
Brockel	1	12	12.0	12	0
<b>TEAM</b>	<b>292</b>	<b>3379</b>	<b>11.6</b>	<b>79t</b>	<b>24</b>
<b>OPPONENTS</b>	<b>375</b>	<b>3853</b>	<b>10.3</b>	<b>73</b>	<b>17</b>

## INTERCEPTIONS

Player	No	Yds	Avg	Long	TD
Mitchell	4	63	15.8	38	0
Kuechly	4	33	8.3	30	0
Lester	3	5	1.7	5	0
Munnerlyn	2	86	43.0	45t	2
Florence	2	40	20.0	38t	1
White	2	9	4.5	8t	1
Davis	2	-2	-1.0	0	0
Thomas	1	0	0.0	0	0
<b>TEAM</b>	<b>20</b>	<b>234</b>	<b>11.7</b>	<b>45t</b>	<b>4</b>
<b>OPPONENTS</b>	<b>13</b>	<b>204</b>	<b>15.7</b>	<b>43</b>	<b>0</b>

## PUNTING

Player	No	Yds	Avg	Net	TB	10	Lg	B
Northman	70	3344	47.8	41.6	5	25	72	0
<b>TEAM</b>	<b>70</b>	<b>3344</b>	<b>47.8</b>	<b>41.6</b>	<b>5</b>	<b>25</b>	<b>72</b>	<b>0</b>
<b>OPPONENTS</b>	<b>73</b>	<b>3321</b>	<b>45.5</b>	<b>40.6</b>	<b>2</b>	<b>19</b>	<b>69</b>	<b>1</b>

## KICKOFF RET.

Player	No	Yds	Avg	Long	TD
Ginn	25	595	23.8	38	0
Barn	2	17	8.5	17	0
Blackburn	1	0	0.0	0	0
<b>TEAM</b>	<b>28</b>	<b>612</b>	<b>21.9</b>	<b>38</b>	<b>0</b>
<b>OPPONENTS</b>	<b>18</b>	<b>407</b>	<b>22.6</b>	<b>34</b>	<b>0</b>

## PUNT RET.

Player	Ret	FC	Yds	Avg	Long	TD
Ginn	26	26	316	12.2	41	0
Brockel	1	0	0	0.0	0	0
Florence	1	0	0	0.0	0	0
LaFell	1	0	0	0.0	0	0
Thomas	1	0	0	0.0	0	0
<b>TEAM</b>	<b>30</b>	<b>26</b>	<b>316</b>	<b>10.5</b>	<b>41</b>	<b>0</b>
<b>OPPONENTS</b>	<b>36</b>	<b>13</b>	<b>335</b>	<b>9.3</b>	<b>23</b>	<b>0</b>

## DEFENSE

Player	TOT S	A	QP	FF	FR	PD
Kuechly	176	115	61	2	-	5
Davis	151	111	40	7	1	-
Munnerlyn	86	60	26	3	1	13
Mitchell	74	53	21	1	2	-
Hardy	67	51	16	38	1	-
Mikell	62	41	21	2	2	4
Lotulelei	47	35	12	11	-	-
White	45	39	6	-	1	-
Johnson	33	24	9	21	1	1
Short	33	21	12	21	1	1
Blackburn	28	20	8	1	-	-
Thomas	28	22	6	-	-	2
Florence	26	22	4	-	-	4
Klein	24	16	8	-	-	-
Lester	21	15	6	-	-	1
D. Edwards	20	13	7	15	-	2
Cole	19	13	6	3	-	-
Addison	14	8	6	15	1	1
Beason	10	10	0	-	-	-
Alexander	12	9	3	5	-	2
Godfrey	9	8	1	-	-	2
Horton	8	7	1	1	-	-
Moore	5	3	2	-	-	-
Norman	5	5	0	-	-	-
Dockery	3	3	0	-	-	1
Jones	1	1	0	-	-	-
Senn	1	0	1	-	-	-
Fua	0	0	0	1	-	-

## SACKS

Player	.....	TOTAL	Kuechly	.....	2.0
Hardy	.....	15.0	Short	.....	1.5
Johnson	.....	11.0	Alexander	.....	1.0
Davis	.....	4.0	Cole	.....	1.0
Mitchell	.....	3.5	Godfrey	.....	1.0
Munnerlyn	.....	3.5	(GROUP)	.....	1.0
D. Edwards	.....	3.0	<b>TEAM</b>	.....	<b>60.0</b>
Lotulelei	.....	3.0	<b>OPPONENTS</b>	.....	<b>43.0</b>
Mikell	.....	3.0			
Addison	.....	2.5			
Horton	.....	2.0			
Klein	.....	2.0			

## FIELD GOALS

Player	1-19	20-29	30-39	40-49	50+
Gano	0/0	9/9	4/5	5/7	6/6
<b>TEAM</b>	<b>0/0</b>	<b>9/9</b>	<b>4/5</b>	<b>5/7</b>	<b>6/6</b>
<b>OPPONENTS</b>	<b>1/1</b>	<b>10/10</b>	<b>3/4</b>	<b>11/13</b>	<b>5/6</b>

Gano: ( ) (27G, 25G, 39G) (53G) (22G, 51G) ( ) (37G, 31G, 50G) (29G) (55G, 20G) (48N, 53G) (43G) (35E, 52G, 46G) (23G, 22G) (45G, 24G, 49N) (35G, 22G, 40G) (40G) ( )  
**OPP:** (27G, 40G) (42N, 55G, 20G, 48G) (38N) (42G, 50G) (22G) (28G, 42G) (47G, 48G) (28G) (53G, 43G, 25G) (42G, 26G) (32G, 47G, 23G, 53N) (27G, 53G, 48N) (19G) (54G, 33G) (40G, 24G) (42G, 37G)

## PANTHERS USUAL STARTERS

WR 89	Smith (15)	DE 95	Johnson (14)
LT 69	Gross (16)	DT 91	Cole (13)
LG 70	Wharton (12)	NT 98	Lotulelei (16)
C 67	Kalil (16)	DE 76	Hardy (13)
RG 75	Scott (7)	SLB 58	Davis (16)
RT 77	Bell (14)	MLB 59	Kuechly (16)
TE 88	Olsen (16)	WLB 93	Blackburn (7)
WR 11	LaFell (16)	LCB 23	White (10)
QB 1	Newton (16)	RCB 41	Munnerlyn (16)
FB 35	Tolbert (13)	SS 27	Mikell (12)
RB 34	D. Williams (15)	FS 21	Mitchell (14)

## PASSING

Player	Att	Cmp	Yds	Cmp%	Yd/Att	TD	TD%	Int	Int%	Lg	TK/LS	Rate
Newton	473	292	3379	61.7	7.14	24	5.1	13	2.7	79t	43/336	88.8
<b>TEAM</b>	<b>473</b>	<b>292</b>	<b>3379</b>	<b>61.7</b>	<b>7.14</b>	<b>24</b>	<b>5.1</b>	<b>13</b>	<b>2.7</b>	<b>79t</b>	<b>43/336</b>	<b>88.8</b>
<b>OPPONENTS</b>	<b>563</b>	<b>375</b>	<b>3853</b>	<b>66.6</b>	<b>6.84</b>	<b>17</b>	<b>3.0</b>	<b>20</b>	<b>3.6</b>	<b>73</b>	<b>60/424</b>	<b>81.4</b>

ADMINISTRATION & COACHES

VETERANS

ROOKIES

2017 IN REVIEW

RECORDS

TEAM HISTORY

REFERENCE



# 2015 REGULAR SEASON STATISTICS

## WON 15, LOST 1

HEAD COACH RON RIVERA			
09/13	W 20-9	at Jacksonville	60,733
09/20	W 24-17	HOUSTON	73,254
09/27	W 27-22	NEW ORLEANS	73,402
10/04	W 37-23	at Tampa Bay	57,468
10/18	W 27-23	at Seattle	69,020
10/25	W 27-16	PHILADELPHIA	74,194
11/02	W 29-26 OT	INDIANAPOLIS	74,136
11/08	W 37-29	GREEN BAY	74,461
11/15	W 27-10	at Tennessee	63,591
11/22	W 44-16	WASHINGTON	74,418
11/26	W 33-14	at Dallas	90,909
12/06	W 41-38	at New Orleans	73,097
12/13	W 38-0	ATLANTA	74,420
12/20	W 38-35	at New York Giants	79,436
12/27	L 13-20	at Atlanta	70,981
01/03	W 38-10	TAMPA BAY	74,169
NFC DIVISIONAL PLAYOFF			
01/17	W 31-24	SEATTLE	74,287
NFC CHAMPIONSHIP			
01/24	W 49-15	ARIZONA	74,294
SUPER BOWL 50			
02/07	L 10-24	vs Denver	71,088

STATISTIC	CAR.	OPP.
<b>TOTAL FIRST DOWNS</b>	357	298
Rushing	136	74
Passing	197	198
Penalty	24	26
3rd Down: Made/Att	86/203	86/227
3rd Down Pct.	42.4	37.9
4th Down: Made/Att	6/10	15/26
4th Down Pct.	60.0	57.7
<b>POSSESSION AVG.</b>	31.44	28.16

TOTAL NET YARDS	OPPONENTS
Avg. Per Game	366.9
Total Yards	1060
Avg. Per Play	5.5

NET YARDS RUSHING	OPPONENTS
Avg. Per Game	142.6
Total Rushes	526

NET YARDS PASSING	OPPONENTS
Avg. Per Game	224.3
Sacked/Yards Lost	33/284
Gross Yards	3873
Att./Completions	501/300
Completion Pct.	59.9
Had Intercepted	10

PUNTS/AVERAGE	OPPONENTS
Net Punting Avg.	70/45.4
	70/39.8

PENALTIES/YARDS	OPPONENTS
FUMBLES/BALL LOST	103/887
	12/9

TOUCHDOWNS	OPPONENTS
Rushing	59
Passing	19
Returns	35

SCORING	OPPONENTS
TD	59
Pa	19
Rt	35
PAT	56/59
FG	30/36
S	0
P	0
TD	0
Rate	1308

SCORING	TD	Pa	Rt	PAT	FG	S	P	TD	Rate
Gano	0	0	0	56/59	30/36	0	0	146	99.2
Ginn	10	0	10	0	0	0	0	60	60
Newton	10	0	10	0	0	0	0	60	60
Olsen	7	0	7	0	0	0	0	42	42
Stewart	7	6	1	0	0	0	0	42	42
Funchess	5	0	5	0	0	0	0	30	30
Brown	4	0	4	0	0	0	0	24	24
Tolbert	4	1	3	0	0	0	0	24	24
Cotchery	3	0	3	0	0	0	0	18	18
Dickson	3	0	2	1	0	0	0	18	18
Norman	2	0	2	0	0	0	0	12	12
Artis-Payne	1	1	0	0	0	0	0	6	6
Coleman	1	0	0	1	0	0	0	6	6
Kuechly	1	0	0	1	0	0	0	6	6
Whittaker	1	1	0	0	0	0	0	6	6
<b>TEAM</b>	<b>59</b>	<b>19</b>	<b>35</b>	<b>56/59</b>	<b>30/36</b>	<b>0</b>	<b>0</b>	<b>500</b>	<b>1308</b>
<b>OPPONENTS</b>	<b>35</b>	<b>11</b>	<b>21</b>	<b>28/30</b>	<b>20/26</b>	<b>3</b>	<b>1</b>	<b>308</b>	<b>1308</b>

### SCORE BY PERIODS

SCORE BY PERIODS	1	2	3	4	OT	TOT
<b>TEAM</b>	<b>99</b>	<b>167</b>	<b>130</b>	<b>98</b>	<b>6</b>	<b>500</b>
<b>OPPONENTS</b>	<b>70</b>	<b>51</b>	<b>79</b>	<b>105</b>	<b>3</b>	<b>308</b>

RUSHING	No	Yds	Avg	Long	TD
Stewart	242	989	4.1	44	6
Newton	132	636	4.8	47	10
Tolbert	62	256	4.1	29	1
Artis-Payne	45	183	4.1	31	1
Whittaker	25	108	4.3	16	1
Ginn	4	60	15.0	43	0
Brown	6	38	6.3	14	0
Cotchery	1	16	16.0	16	0
Nortman	1	-1	-1.0	-1	0
Webb	1	-1	-1.0	-1	0
Anderson	7	-2	-0.3	2	0
<b>TEAM</b>	<b>526</b>	<b>2282</b>	<b>4.3</b>	<b>47</b>	<b>19</b>
<b>OPPONENTS</b>	<b>364</b>	<b>1415</b>	<b>3.9</b>	<b>63</b>	<b>11</b>

RECEIVING	No	Yds	Avg	Long	TD
Olsen	77	1104	14.3	52	7
Ginn	44	739	16.8	74	10
Cotchery	39	485	12.4	59	3
Funchess	31	473	15.3	52	5
Brown	31	447	14.4	39	4
Tolbert	18	154	8.6	40	3
Dickson	17	121	7.1	17	2
Stewart	16	99	6.2	15	1
Whittaker	12	64	5.3	15	0
Bersin	9	119	13.2	30	0
Artis-Payne	5	58	11.6	20	0
Simonson	1	10	10.0	10	0
<b>TEAM</b>	<b>300</b>	<b>3873</b>	<b>12.9</b>	<b>74</b>	<b>35</b>
<b>OPPONENTS</b>	<b>390</b>	<b>4054</b>	<b>10.4</b>	<b>70</b>	<b>21</b>

INTERCEPTIONS	No	Yds	Avg	Long	TD
Coleman	7	89	12.7	36	1
Norman	4	110	27.5	46	2
Kuechly	4	48	12.0	32	1
Davis	4	22	5.5	22	0
Tillman	2	0	0.0	0	0
McClain	1	24	24.0	24	0
Klein	1	8	8.0	8	0
Jones	1	0	0.0	0	0
<b>TEAM</b>	<b>24</b>	<b>301</b>	<b>12.5</b>	<b>46</b>	<b>4</b>
<b>OPPONENTS</b>	<b>10</b>	<b>91</b>	<b>9.1</b>	<b>22</b>	<b>0</b>

PUNTING	No	Yds	Avg	Net	TB	I20	Lg	B
Newton	70	3175	45.4	39.8	5	20	65	0
<b>TEAM</b>	<b>70</b>	<b>3175</b>	<b>45.4</b>	<b>39.8</b>	<b>5</b>	<b>20</b>	<b>65</b>	<b>0</b>
<b>OPPONENTS</b>	<b>78</b>	<b>3611</b>	<b>46.3</b>	<b>41.1</b>	<b>6</b>	<b>28</b>	<b>68</b>	<b>0</b>

KICKOFF RET.	No	Yds	Avg	Long	TD
Whittaker	9	209	23.2	33	0
Webb	8	178	22.3	27	0
Dickson	2	1	0.5	1	0
Davis	1	3	3.0	3	0
Ginn	1	8	8.0	8	0
Tolbert	1	8	8.0	8	0
<b>TEAM</b>	<b>22</b>	<b>407</b>	<b>18.5</b>	<b>33</b>	<b>0</b>
<b>OPPONENTS</b>	<b>34</b>	<b>905</b>	<b>26.6</b>	<b>99</b>	<b>1</b>

PUNT RET.	Ret	FC	Yds	Avg	Long	TD
Newton	27	22	277	10.3	37	0
McClain	2	2	5	2.5	3	0
Olsen	1	0	0	0.0	0	0
Norman	1	0	1	1.0	1	0
Bersin	0	1	0	-	0	0
<b>TEAM</b>	<b>30</b>	<b>25</b>	<b>282</b>	<b>9.4</b>	<b>37</b>	<b>0</b>
<b>OPPONENTS</b>	<b>37</b>	<b>19</b>	<b>288</b>	<b>7.8</b>	<b>74</b>	<b>1</b>

PASSING	Att	Cmp	Yds	Cmp%	Yd/Att	TD	TD%	Int	Int%	Lg	TK/LS	Rate
Newton	495	296	3837	59.8	7.75	35	7.1	10	2.0	74	33/284	99.4
Anderson	6	4	36	66.7	6.00	0	0.0	0	0.0	24	0/0	82.6
<b>TEAM</b>	<b>501</b>	<b>300</b>	<b>3873</b>	<b>59.9</b>	<b>7.73</b>	<b>35</b>	<b>7.0</b>	<b>10</b>	<b>2.0</b>	<b>74</b>	<b>33/284</b>	<b>99.2</b>
<b>OPPONENTS</b>	<b>650</b>	<b>390</b>	<b>4054</b>	<b>60.0</b>	<b>6.24</b>	<b>21</b>	<b>3.2</b>	<b>24</b>	<b>3.7</b>	<b>70</b>	<b>44/302</b>	<b>73.5</b>

DEFENSE	TOT	S	A	QP	FF	FR	PD
Kuechly	137	110	27	8	2	1	5
Newton	123	92	31	15	4	2	7
Coleman	103	68	35	-	-	-	5
Harper	73	58	15	-	-	2	7
Benwikere	61	52	9	-	1	1	10
Thompson	61	42	19	2	-	-	4
Tillman	58	43	15	-	1	2	9
Klein	56	42	14	-	1	-	-
Norman	55	49	6	-	3	2	15
Short	51	40	11	32	3	2	6
Ealy	31	17	14	28	2	2	2
Allen	25	21	4	16	-	-	1
Lutolelei	25	15	10	5	-	-	2
Finnegan	20	19	1	-	-	-	2
Addison	19	11	8	27	-	-	1
Boston	19	16	3	-	-	-	1
Love	19	13	6	4	-	-	1
Jones	17	14	3	1	-	-	-
Johnson	15	7	8	12	-	-	1
Edwards	13	8	5	10	-	-	-
Delaire	9	4	3	11	-	-	-
Horton	8	6	2	6	-	-	-
Jacobs	7	6	1	-	-	-	-
McClain	7	6	1	-	-	-	-
Cole	2	0	2	1	-	-	-
Williams	2	2	0	-	-	-	-
Marlowe	1	0	1	-	-	-	-

SACKS	Player	TOTAL	Edwards
Short	11.0	Thompson	1.0
Addison	6.0	Horton	1.0
Davis	5.5	Johnson	1.0
Ealy	5.0	Klein	1.0
Love	3.0	Kuechly	1.0
Delaire	2.5	Lutolelei	1.0
Allen	2.0	<b>TEAM</b>	<b>44.0</b>
Benwikere	2.0	<b>OPPONENTS</b>	<b>33.0</b>
Coleman	1.0		

FIELD GOALS	1-19	20-29	30-39	40-49	50+
Gano	1/1	10/10	4/5	13/16	2/4
<b>TEAM</b>	<b>1/1</b>	<b>10/10</b>	<b>4/5</b>	<b>13/16</b>	<b>2/4</b>
<b>OPPONENTS</b>	<b>0/0</b>	<b>5/6</b>	<b>5/6</b>	<b>6/9</b>	<b>4/4</b>

# 2016 REGULAR SEASON STATISTICS

ADMINISTRATION  
& COACHES

VETERANS

ROOKIES

2017 IN REVIEW

RECORDS

TEAM HISTORY

REFERENCE

## WON 6, LOST 10

09/08	L	20-21	at Denver	76,843
09/18	W	46-27	SAN FRANCISCO	74,143
09/25	L	10-22	MINNESOTA	73,813
10/02	L	33-48	at Atlanta	70,508
10/10	L	14-17	TAMPA BAY	73,425
10/16	L	38-41	at New Orleans	73,138
10/30	W	30-20	ARIZONA	74,088
11/06	W	13-10	at Los Angeles	86,109
11/13	L	17-20	KANSAS CITY	74,181
11/17	W	23-20	NEW ORLEANS	73,288
11/27	L	32-35	at Oakland	54,909
12/04	L	7-40	at Seattle	95,104
12/11	W	28-16	SAN DIEGO	73,856
12/19	W	26-15	at Washington	76,689
12/24	L	16-33	ATLANTA	73,549
01/01	L	16-17	at Tampa Bay	62,037

## 4th NFC SOUTH

Stewart	218	824	3.8	47	9
Newton	90	359	4	28	5
Whittaker	57	265	4.6	25	0
Artis-Payne	36	144	4	14	2
Tolbert	35	114	3.3	14	0
Ginn	14	98	7	20	0
Brown	2	6	3	9	0
Anderson	1	4	4	4	0

## RUSHING

TEAM	453	1814	4	47	16
OPPONENTS	376	1465	3.9	75T	1

## RECEIVING

Olsen	80	1073	13.4	78T	3
Benjamin	63	941	14.9	50	7
Ginn	54	752	13.9	88T	4
Brown	27	276	10.2	27	1
Whittaker	25	226	9	25	0
Funchess	23	371	16.1	18	4
Dickson	10	134	13.4	28	1
Tolbert	10	72	7.2	17	1
Stewart	8	60	7.5	25	0
Bersin	2	17	8.5	10	0
Byrd	1	16	16	16	0
Artis-Payne	1	11	11	11	0
Manhertz	1	10	10	10	0
Webb	1	3	3	3	0

## INTERCEPTIONS

Coleman	4	57	14.3	37	1
Davis	3	35	11.7	31	0
Boston	2	29	14.5	22	0
Bradberry	2	21	10.5	16	0
Worley	1	22	22	22	0
T. Williams	1	19	19	19	0
Thompson	1	12	12	12	0
Ealy	1	7	7	7	0
Benwikere	1	1	1	1	0
Kuechly	1	1	1	1	0

## PUNTING

Palardy	36	1531	42.5	37.9	2	13	56	0
Gano	4	180	45	29.8	2	0	54	0

## KICKOFF RET.

Ginn	18	391	21.7	59	0
Whittaker	12	275	22.9	47	0
Webb	6	131	21.8	37	0
Byrd	1	31	31	31	0

## PUNT RET.

TEAM	29	24	202	7	19	0
OPPONENTS	40	13	383	9.6	59	1

## PASSING

Newton	510	270	3509	52.9	6.88	19	3.7	14	2.7	88T	36/277	75.8
Anderson	53	36	453	62.9	8.55	2	3.8	5	9.4	48	0/0	67.6
TEAM	563	306	3962	54.4	7.04	21	3.7	19	3.4	88T	36/277	75.1
OPPONENTS	612	409	4561	66.8	7.45	27	4.4	17	2.8	87T	47/270	92

## DEFENSE

Thomas Davis	132	92	40	9	1	2	2	1
Luke Kuechly	112	88	24	6	1	-	-	-
Kurt Coleman	90	73	17	3	1	-	-	4
Daryl Worley	81	68	13	-	-	-	-	10
Shaq Thompson	70	56	14	4	-	-	2	3
James Bradberry	60	55	5	-	-	-	-	11
Kawann Short	54	41	13	23	1	-	-	4
Tre Boston	50	40	10	-	-	-	-	6
Leonard Johnson	39	26	13	2	-	-	-	1
Michael Griffin	34	26	8	-	-	-	-	-
Robert McClain	33	23	10	-	-	-	-	1
A.J. Klein	31	26	5	1	2	-	-	-
Kony Ealy	30	22	8	9	2	-	-	2
Star Lotulelei	28	16	12	14	1	-	-	1
Mario Addison	26	21	5	23	2	1	-	-
Charles Johnson	24	19	5	25	3	-	-	2
Kyle Love	19	11	8	2	1	1	-	-
Wes Horton	13	8	5	8	2	2	-	-
Vernon Butler	11	8	3	4	-	-	-	1
Ben Benwikere	10	9	1	-	-	-	-	3
David Mayo	9	7	2	-	-	-	-	-
Zack Sanchez	7	6	1	-	-	-	-	-
Teddy Williams	7	6	1	-	-	-	-	1
Lavar Edwards	6	4	2	3	-	-	-	-
Ryan Delaire	5	3	2	5	-	-	-	1
Paul Soliai	5	4	1	3	-	-	-	-
Colin Jones	2	1	1	-	-	-	-	-
Larry Webster	1	1	0	-	-	-	-	-

## FIELD GOALS

Gano	0/0	0/0	4/4	9/11	14/17	3/6
TEAM	0/0	4/4	9/11	14/17	3/6	0/0
OPPONENTS	0/0	11/11	15/18	14/17	3/6	4/7

Gano: (44G,36G,50N) (39G,31G,49G,41G) (48G,54N) (54G) (43N) (42G) (43G,52G,21G) (48N,38G,37G) (42G) (32G,49G,42G) (0) (41G,44G,45G,23G) (35G,23G,23G,38N,41G) (31G,40G,31G) (45N,58N,54G,36N) (0) (29G,39G) (28G,31G) (28G,53G) (35G,33N,35G,46N,38G) (53N,33G,52G) (0) (55N,55N,25G) (47G,36G,33G,37G) (27G,38G,30G) (23G,23G) (23G,37G,31G,28G) (32G) (43G,26G,34G) (51G,48G,30G,29G,50G) (33G,46N,48B)

## PANTHERS USUAL STARTERS

WR 13	Benjamin (13)	DE 95	Johnson (13)
LT 74	Remmers (13)	LDT 98	Lotulelei (16)
LG 68	Norwell (16)	ROF 99	Short (14)
C 67	Kalii (8)	DE 96	Horton (9)
RG 70	Turner (13)	SLB 54	Thompson (12)
RT 60	Williams (10)	MLB 59	Kuechly (10)
TE 80	Benson (16)	WLB 58	Davis (16)
WR 19	Ginn Jr. (8)	LCB 24	Bradberry (11)
QB 1	Newton (14)	RCB 26	Worley (11)
WR 10	Brown (7)	SS 20	Coleman (10)
RB 28	Stewart (13)	FS 33	Boston (10)

## STATISTIC

3rd Down: Made/Att	83/223	80/211
3rd Down Pct.	37.2	37.9
4th Down: Made/Att	11/17	9/13
4th Down Pct.	64.7	69.2
POSSession AVG.	30.50	29.10
TOTAL NET YARDS	5499	5756
Avg. Per Game	343.7	359.8
Total Plays	1052	1035
Avg. Per Play	5.2	5.6
NET YARDS RUSHING	1814	1465
Avg. Per Game	113.4	91.6
Total Rushes	453	376
NET YARDS PASSING	3685	4291
Avg. Per Game	230.3	268.2
Sacked/Yards Lost	36/277	47/270
Gross Yards	3962	4561
Att./Completions	563/306	612/409
Completion Pct.	54.4	66.8
Had Intercepted	19	17
PUNTS/AVERAGE	76/45.8	71/46.8
NET PUNTING AVG.	76/38.6	71/43.1
PENALTIES/YARDS	98/850	112/907
FUMBLES/BALL LOST	13/10	20/10
TOUCHDOWNS	40	43
Rushing	16	11
Passing	21	27
Returns	3	5

## SCORING

Gano	0	0	0	0	31/34	30/38	0	0	121
Stewart	9	9	0	0	0	0	0	0	54
Benjamin	7	0	0	0	0	0	0	0	42
Newton	5	5	0	0	0	0	0	0	32
Funchess	4	0	4	0	0	0	0	0	26
Ginn	4	0	4	0	0	0	0	0	24
Olsen	3	0	3	0	0	0	0	0	20
Artis-Payne	2	2	0	0	0	0	0	0	12
Brown	1	0	1	0	0	0	0	0	6
Coleman	1	0	1	0	0	0	0	0	6
Davis	1	0	1	0	0	0	0	0	6
Dickson	1	0	1	0	0	0	0	0	6
Thompson	1	0	1	0	0	0	0	0	6
Tolbert	1	0	1	0	0	0	0	0	6
Addison	0	0	0	0	0	1	2	0	0
TEAM	40	16	21	3	31/34	30/38	3	1	369
OPPONENTS	43	11	27	5	35/37	33/42	4	1	402

## SCORE BY PERIOD

TEAM	85	107	88	89	0	369
OPPONENTS	75	96	70	161	0	402

# ALL-TIME PRESEASON RESULTS

## 1995 (3-2)

Date	W-L	Score	Opponent	Atten.
07/29/95	W	20-14	vs. Jacksonville (HOF)	24,625
08/04/95	L	15-18	at Chicago	50,300
08/12/95	W	19-10	DENVER (at Clemson)	57,017
08/19/95	L	10-17	at San Francisco	51,185
08/26/95	W	6-3	NEW YORK GIANTS (at Clemson)	49,114

## 1996 (2-2)

Date	W-L	Score	Opponent	Atten.
08/03/96	W	30-12	CHICAGO	65,350
08/10/96	L	28-40	at Denver	70,649
08/19/96	L	0-24	BUFFALO	65,231
08/26/96	W	34-7	at New York Giants	45,713

## 1997 (0-4)

Date	W-L	Score	Opponent	Atten.
08/03/97	L	9-23	at Jacksonville	67,280
08/09/97	L	13-23	DENVER	68,296
08/14/97	L	10-30	at Kansas City	76,972
08/22/97	L	19-27	PITTSBURGH	67,044

## 1998 (2-2)

Date	W-L	Score	Opponent	Atten.
08/08/98	W	30-27	JACKSONVILLE	62,925
08/14/98	W	12-7	at Buffalo	30,010
08/22/98	L	22-250T	MINNESOTA	64,569
08/29/98	L	24-38	at Pittsburgh	53,784

## 1999 (2-2)

Date	W-L	Score	Opponent	Atten.
08/13/99	L	10-35	at Jacksonville	59,120
08/20/99	W	20-13	PITTSBURGH	59,591
08/28/99	L	24-38	at Baltimore	66,247
09/02/99	W	23-20	NEW ENGLAND	52,976

## 2000 (0-4)

Date	W-L	Score	Opponent	Atten.
08/04/00	L	14-34	JACKSONVILLE	72,949
08/10/00	L	0-13	at Pittsburgh	44,813
08/18/00	L	13-24	BALTIMORE	72,551
08/24/00	L	21-29	at New England	60,292

## 2001 (2-2)

Date	W-L	Score	Opponent	Atten.
08/10/01	L	16-18	at Jacksonville	50,970
08/18/01	L	8-23	NEW ENGLAND	71,597
08/23/01	W	20-17	at Baltimore	66,619
08/31/01	W	23-20	CLEVELAND	70,444

## 2002 (1-3)

Date	W-L	Score	Opponent	Atten.
08/10/02	L	30-37	WASHINGTON	71,384
08/17/02	L	16-19	DALLAS	72,624
08/23/02	L	3-23	at New England	68,436
08/30/02	W	20-19	at Cleveland	68,718

## 2003 (4-0)

Date	W-L	Score	Opponent	Atten.
08/09/03	W	20-0	WASHINGTON	71,393
08/15/03	W	20-10	at New York Giants	76,807
08/23/03	W	20-7	at Green Bay	69,831
08/29/03	W	21-14	PITTSBURGH	72,273

## 2004 (4-0)

Date	W-L	Score	Opponent	Atten.
08/14/04	W	23-200T	at Washington	58,876
08/19/04	W	27-20	NEW YORK GIANTS	72,562
08/28/04	W	20-17	NEW ENGLAND	72,829
09/02/04	W	16-13	at Pittsburgh	53,655

## 2005 (2-2)

Date	W-L	Score	Opponent	Atten.
08/13/05	W	28-10	WASHINGTON	72,887
08/20/05	L	21-27	at New York Giants	76,138
08/26/05	W	23-20	at Cleveland	69,512
09/01/05	L	17-21	PITTSBURGH	72,504

## 2006 (4-0)

Date	W-L	Score	Opponent	Atten.
08/12/06	W	14-13	BUFFALO	72,485
08/19/06	W	17-10	at Jacksonville	64,073
08/24/06	W	19-10	MIAMI	71,477
08/31/06	W	15-13	at Pittsburgh	54,621

## 2007 (1-3)

Date	W-L	Score	Opponent	Atten.
08/11/07	W	24-21	at New York Giants	75,535
08/17/07	L	10-27	at Philadelphia	67,415
08/24/07	L	7-24	NEW ENGLAND	72,882
08/30/07	L	3-19	PITTSBURGH	72,267

## 2008 (2-2)

Date	W-L	Score	Opponent	Atten.
08/09/08	W	23-200T	INDIANAPOLIS	70,492
08/14/08	L	13-24	at Philadelphia	68,594
08/23/08	W	47-3	WASHINGTON	71,770
08/28/08	L	16-19	at Pittsburgh	50,485

## 2009 (0-4)

Date	W-L	Score	Opponent	Atten.
08/17/09	L	17-24	at New York Giants	72,768
08/22/09	L	17-27	at Miami	56,638
08/29/09	L	13-17	BALTIMORE	71,045
09/03/09	L	10-21	PITTSBURGH	70,073

## 2010 (1-3)

Date	W-L	Score	Opponent	Atten.
08/12/10	L	12-17	at Baltimore	70,579
08/21/10	L	3-9	NEW YORK JETS	71,539
08/28/10	W	15-7	TENNESSEE	71,110
09/02/10	L	3-19	at Pittsburgh	52,130

## 2011 (1-3)

Date	W-L	Score	Opponent	Atten.
08/13/11	W	20-10	NEW YORK GIANTS	71,936
08/19/11	L	10-20	at Miami	54,157
08/25/11	L	13-24	at Cincinnati	41,735
09/01/11	L	17-33	PITTSBURGH	72,358

ADMINISTRATION  
& COACHES

VETERANS

ROOKIES

2017 IN REVIEW

RECORDS

TEAM HISTORY

REFERENCE

# ALL-TIME PRESEASON RESULTS

ADMINISTRATION  
& COACHES

VETERANS

ROOKIES

2017 IN REVIEW

RECORDS

TEAM HISTORY

REFERENCE

## 2012 (2-2)

Date	W-L	Score	Opponent	Atten.
08/11/12	L	13-26	HOUSTON	69,002
08/17/12	W	23-17	MIAMI	68,595
08/26/12	W	17-12	at New York Jets	79,088
08/30/12	L	16-17	at Pittsburgh	50,122

## 2013 (3-1)

Date	W-L	Score	Opponent	Atten.
08/09/13	W	24-17	CHICAGO	70,700
08/15/13	L	9-14	at Philadelphia	69,144
08/22/13	W	34-27	at Baltimore	70,554
08/29/13	W	25-10	PITTSBURGH	70,408

## 2014 (2-2)

Date	W-L	Score	Opponent	Atten.
08/08/14	L	18-20	BUFFALO	69,569
08/17/14	W	28-16	KANSAS CITY	70,035
08/22/14	L	7-30	at New England	68,756
08/28/14	W	10-0	at Pittsburgh	43,514

## 2015 (3-1)

Date	W-L	Score	Opponent	Atten.
08/14/15	W	25-24	at Buffalo	65,412
08/22/15	W	31-30	MIAMI	70,323
08/28/15	L	16-17	NEW ENGLAND	71,801
09/3/15	W	23-6	at Pittsburgh	42,153

## 2016 (2-2)

Date	W-L	Score	Opponent	Atten.
08/11/16	L	19-22	at Baltimore	70,682
08/20/16	W	26-16	at Tennessee	60,802
08/26/16	L	17-19	NEW ENGLAND	73,816
09/01/16	W	18-6	PITTSBURGH	73,274

## 2017 (2-2)

Date	W-L	Score	Opponent	Atten.
08/09/17	W	27-17	HOUSTON	72,100
08/19/17	L	27-34	at Tennessee	61,159
08/24/17	W	24-23	at Jacksonville	57,606
08/31/17	L	14-17	PITTSBURGH	72,891

# TEAM-BY-TEAM RESULTS

## ARIZONA CARDINALS (11-5)

Home: 7-3...Away: 4-2...Playoffs: 2-1

11/19/95	... ARIZONA (at Clemson)	W	27-7
12/30/01	... ARIZONA	L	7-30
10/06/02	... ARIZONA	L	13-16
12/14/03	... at Arizona	W	20-17
11/21/04	... ARIZONA	W	35-10
10/09/05	... at Arizona	W	24-20
10/14/07	... at Arizona	W	25-10
10/26/08	... ARIZONA	W	27-23
01/10/09	... ARIZONA (playoffs)	L	13-33
11/01/09	... at Arizona	W	34-21
12/19/10	... ARIZONA	W	19-12
09/11/11	... at Arizona	L	21-28
10/06/13	... at Arizona	L	6-22
01/03/15	... ARIZONA (playoffs)	W	27-16
01/24/16	... ARIZONA (playoffs)	W	49-15
10/30/16	... ARIZONA	W	30-20

## ATLANTA FALCONS (18-28)

Home: 12-11...Away: 6-17...Playoffs: 0-0

09/03/95	... at Atlanta	L	OT 20-23
12/17/95	... ATLANTA (at Clemson)	W	21-17
09/01/96	... ATLANTA	W	29-6
11/03/96	... at Atlanta	L	17-20
09/07/97	... at Atlanta	W	9-6
10/26/97	... ATLANTA	W	21-12
09/06/98	... ATLANTA	L	14-19
10/04/98	... at Atlanta	L	23-51
10/31/99	... at Atlanta	L	20-27
11/28/99	... ATLANTA	W	34-28
09/17/00	... ATLANTA	L	10-15
10/29/00	... at Atlanta	L	12-13
09/23/01	... at Atlanta	L	16-24
11/25/01	... ATLANTA	L	7-10
10/20/02	... at Atlanta	L	0-30
11/24/02	... ATLANTA	L	0-41
09/28/03	... ATLANTA	W	23-3
12/07/03	... at Atlanta (Sunday Night)	L	OT 14-20
10/03/04	... ATLANTA	L	10-27
12/18/04	... at Atlanta (Saturday Night)	L	OT 31-34
12/04/05	... ATLANTA	W	24-6
01/01/06	... at Atlanta	W	44-11
09/10/06	... ATLANTA	L	6-20
12/24/06	... at Atlanta	W	10-3
09/23/07	... at Atlanta	W	27-20
11/11/07	... ATLANTA	L	13-20
09/28/08	... ATLANTA	W	24-9
11/23/08	... at Atlanta	L	28-45
09/20/09	... at Atlanta	L	20-28
11/15/09	... ATLANTA	W	28-19
12/12/10	... ATLANTA	L	10-31
01/02/11	... at Atlanta	L	10-31
10/16/11	... at Atlanta	L	17-31
12/11/11	... ATLANTA	L	23-31
09/30/12	... at Atlanta	L	28-30
12/09/12	... ATLANTA	W	30-20
11/03/13	... ATLANTA	W	34-10
12/29/13	... at Atlanta	W	21-20
11/16/14	... ATLANTA	L	17-19
12/28/14	... at Atlanta	W	34-3
12/13/15	... ATLANTA	W	38-0
12/27/15	... at Atlanta	L	13-20
10/02/16	... at Atlanta	L	33-48
12/24/16	... ATLANTA	L	16-33
11/05/17	... ATLANTA	W	20-17
12/31/17	... at Atlanta	L	10-22

## BALTIMORE RAVENS (3-2)

Home: 2-1...Away: 1-1...Playoffs: 0-0

12/15/96	... BALTIMORE	W	27-16
09/08/02	... BALTIMORE	W	10-7
10/15/06	... at Baltimore	W	23-21

11/21/10	... BALTIMORE	L	13-37
09/28/14	... at Baltimore	L	10-38

## BUFFALO BILLS (2-5)

Home: 1-2...Away: 1-3...Playoffs: 0-0

09/10/95	... at Buffalo	L	9-31
10/25/98	... BUFFALO (Sunday Night)	L	14-30
12/09/01	... at Buffalo	L	24-25
11/27/05	... at Buffalo	W	13-9
10/25/09	... BUFFALO	L	9-20
09/15/13	... at Buffalo	L	23-24
09/17/17	... BUFFALO	W	9-3

## CHICAGO BEARS (4-6)

Home: 3-1...Away: 1-5...Playoffs: 1-0

10/08/95	... at Chicago	L	27-31
12/22/02	... CHICAGO	W	24-14
11/20/05	... at Chicago	L	3-13
01/15/06	... at Chicago (playoffs)	W	29-21
09/14/08	... CHICAGO	W	20-17
10/10/10	... CHICAGO	L	6-23
10/02/11	... at Chicago	L	29-34
10/28/12	... at Chicago	L	22-23
10/05/14	... CHICAGO	W	31-24
10/22/17	... at Chicago	L	3-17

## CINCINNATI BENGALS (2-2-1)

Home: 2-1...Away: 0-1-1...Playoffs: 0-0

09/26/99	... CINCINNATI	W	27-3
12/08/02	... CINCINNATI	W	52-31
10/22/06	... at Cincinnati	L	14-17
09/26/10	... CINCINNATI	L	7-20
10/12/14	... at Cincinnati	T	OT 37-37

## CLEVELAND BROWNS (4-1)

Home: 2-0...Away: 2-1...Playoffs: 0-0

11/21/99	... at Cleveland	W	31-17
12/01/02	... at Cleveland	W	13-6
10/08/06	... CLEVELAND	W	20-12
11/28/10	... at Cleveland	L	23-24
12/21/14	... CLEVELAND	W	17-13

## DALLAS COWBOYS (4-9)

Home: 2-5...Away: 2-4...Playoffs: 2-0

01/05/97	... DALLAS (playoffs)	W	26-17
12/08/97	... at Dallas (Monday Night)	W	23-13
10/11/98	... at Dallas	L	20-27
10/01/00	... DALLAS	L	OT 13-16
10/13/02	... at Dallas	L	13-14
11/23/03	... at Dallas	L	20-24
01/03/04	... DALLAS (playoffs)	W	29-10
12/24/05	... DALLAS	L	20-24
10/29/06	... DALLAS (Sunday Night)	L	14-35
12/22/07	... DALLAS (Saturday Night)	L	13-20
09/28/09	... at Dallas (Monday Night)	L	7-21
10/21/12	... DALLAS	L	14-19
11/26/15	... at Dallas (Thanksgiving)	W	33-14

## DENVER BRONCOS (1-5)

Home: 1-1...Away: 0-3...Playoffs: 0-1

11/09/97	... at Denver	L	0-34
10/10/04	... at Denver	L	17-20
12/14/08	... DENVER	W	30-10
11/11/12	... DENVER	L	14-36
02/07/16	... Denver (Super Bowl 50)	L	10-24
09/08/16	... at Denver (Thursday Night)	L	20-21

## DETROIT LIONS (6-2)

Home: 4-1...Away: 2-1...Playoffs: 0-0

10/24/99	... DETROIT	L	9-24
09/15/02	... DETROIT	W	31-7
12/21/03	... DETROIT	W	20-14
10/16/05	... at Detroit	W	21-20

ADMINISTRATION  
& COACHES

VETERANS

ROOKIES

2017 IN REVIEW

RECORDS

TEAM HISTORY

REFERENCE

# TEAM-BY-TEAM RESULTS

ADMINISTRATION  
& COACHES

VETERANS

ROOKIES

2017 IN REVIEW

RECORDS

TEAM HISTORY

REFERENCE

11/16/08	... DETROIT	W	31-22
11/20/11	... at Detroit	L	35-49
09/14/14	... DETROIT	W	24-7
10/08/17	... at Detroit	W	27-24

## GREEN BAY PACKERS (6-9)

Home: 4-5...Away: 2-4...Playoffs: 0-1

01/12/97	... at Green Bay (playoffs)	L	13-30
12/14/97	... GREEN BAY	L	10-31
09/27/98	... GREEN BAY	L	30-37
12/12/99	... at Green Bay	W	33-31
11/27/00	... GREEN BAY (Monday Night)	W	31-14
09/30/01	... GREEN BAY	L	7-28
09/29/02	... at Green Bay	L	14-17
09/13/04	... GREEN BAY (Monday Night)	L	14-24
10/03/05	... GREEN BAY (Monday Night)	W	32-29
11/18/07	... at Green Bay	L	17-31
11/30/08	... at Green Bay	W	35-31
09/18/11	... GREEN BAY	L	23-30
10/19/14	... at Green Bay	L	17-38
11/08/15	... GREEN BAY	W	37-29
12/17/17	... GREEN BAY	W	31-24

## HOUSTON TEXANS (2-2)

Home: 1-1...Away: 1-1...Playoffs: 0-0

11/02/03	... at Houston	L	10-14
09/16/07	... HOUSTON	L	21-34
12/18/11	... at Houston	W	28-13
09/20/15	... HOUSTON	W	24-17

## INDIANAPOLIS COLTS (5-1)

Home: 2-1...Away: 3-0...Playoffs: 0-0

12/03/95	... INDIANAPOLIS (at Clemson)	W	13-10
12/27/98	... at Indianapolis	W	27-19
10/12/03	... at Indianapolis	W OT	23-20
10/28/07	... INDIANAPOLIS	L	7-31
11/27/11	... at Indianapolis	W	27-19
11/02/15	... INDIANAPOLIS (Monday Night)	W	29-26

## JACKSONVILLE JAGUARS (3-3)

Home: 2-0...Away: 2-1...Playoffs: 0-0

09/29/96	... at Jacksonville	L	14-24
09/19/99	... JACKSONVILLE	L	20-22
09/07/03	... JACKSONVILLE	W	24-23
12/09/07	... at Jacksonville	L	37-6
09/25/11	... JACKSONVILLE	W	16-10
09/13/15	... at Jacksonville	W	20-9

## KANSAS CITY CHIEFS (2-4)

Home: 1-2...Away: 1-2...Playoffs: 0-0

09/21/97	... KANSAS CITY	L	14-35
12/10/00	... at Kansas City	L	14-15
09/19/04	... at Kansas City	W	28-17
10/05/08	... KANSAS CITY	W	34-0
12/02/12	... at Kansas City	L	21-27
11/13/16	... KANSAS CITY	L	17-20

## LOS ANGELES CHARGERS (5-1)

Home: 2-1...Away: 3-0...Playoffs: 0-0

09/14/97	... at San Diego	W	26-7
12/17/00	... SAN DIEGO	W	30-22
10/24/04	... SAN DIEGO	L	6-17
09/07/08	... at San Diego	W	26-24
12/16/12	... at San Diego	W	31-7
12/11/16	... SAN DIEGO	W	28-16

## LOS ANGELES RAMS (13-8)

Home: 6-4...Away: 7-4...Playoffs: 1-0

09/17/95	... ST. LOUIS (at Clemson)	L	10-31
11/12/95	... at St. Louis	L	17-28
10/13/96	... ST. LOUIS	W	45-13
11/17/96	... at St. Louis	W	20-10
11/23/97	... at St. Louis	W	16-10
12/20/97	... ST. LOUIS	L	18-30

11/22/98	... at St. Louis	W	24-20
12/20/98	... ST. LOUIS	W	20-13
11/14/99	... at St. Louis	L	10-35
12/05/99	... ST. LOUIS	L	21-34
11/05/00	... at St. Louis (Sunday Night)	W	27-24
12/03/00	... ST. LOUIS	W	16-3
11/11/01	... at St. Louis	L	14-48
12/23/01	... ST. LOUIS	L	32-38
01/10/04	... at St. Louis (playoffs)	W	20T 29-23
12/12/04	... ST. LOUIS	W	20-7
11/19/06	... ST. LOUIS	W	15-0
09/09/07	... at St. Louis	W	27-13
10/31/10	... at St. Louis	L	10-20
10/20/13	... ST. LOUIS	W	30-15
11/06/16	... at Los Angeles	W	13-10

## MIAMI DOLPHINS (2-4)

Home: 1-2...Away: 1-2...Playoffs: 0-0

11/15/98	... MIAMI	L	9-13
11/04/01	... at Miami	L	6-23
09/25/05	... at Miami	L	24-27
11/19/09	... MIAMI (Thursday Night)	L	17-24
11/24/13	... at Miami	W	20-16
11/13/17	... MIAMI (Monday Night)	W	45-21

## MINNESOTA VIKINGS (6-8)

Home: 3-2...Away: 3-6...Playoffs: 0-0

10/06/96	... at Minnesota	L	12-14
10/12/97	... at Minnesota	L	14-21
11/19/00	... at Minnesota	L	17-31
09/09/01	... at Minnesota	W	24-13
09/22/02	... at Minnesota	W	21-14
10/30/05	... MINNESOTA	W	38-13
09/17/06	... at Minnesota	L OT	13-16
09/21/08	... at Minnesota	L	10-20
12/20/09	... MINNESOTA (Sunday Night)	W	26-7
10/30/11	... MINNESOTA	L	21-24
10/13/13	... at Minnesota	W	35-10
11/30/14	... at Minnesota	L	13-31
09/25/16	... MINNESOTA	L	10-22
12/10/17	... MINNESOTA	W	31-24

## NEW ENGLAND PATRIOTS (4-3)

Home: 2-1...Away: 2-1...Playoffs: 0-1

10/29/95	... at New England	W OT	20-17
01/06/02	... NEW ENGLAND	L	6-38
02/01/04	... New England (Super Bowl XXXVIII)	L	29-32
09/18/05	... NEW ENGLAND	W	27-17
12/13/09	... at New England	L	10-20
11/18/13	... NEW ENGLAND (Monday Night)	W	24-20
10/01/17	... at New England	W	33-30

## NEW ORLEANS SAINTS (24-23)

Home: 12-11...Away: 12-12...Playoffs: 0-1

10/22/95	... NEW ORLEANS	W	20-3
11/26/95	... at New Orleans	L	26-34
09/08/96	... at New Orleans	W	22-20
10/20/96	... NEW ORLEANS	W	19-7
10/19/97	... at New Orleans	W	13-0
11/30/97	... NEW ORLEANS	L	13-16
09/13/98	... at New Orleans	L	14-19
11/01/98	... NEW ORLEANS	W	31-17
09/12/99	... at New Orleans	L	10-19
01/02/00	... NEW ORLEANS	W	45-13
10/15/00	... at New Orleans	L	6-24
11/12/00	... NEW ORLEANS	L	10-20
10/14/01	... NEW ORLEANS	L	25-27
12/02/01	... at New Orleans	L	23-27
11/10/02	... NEW ORLEANS	L	24-34
12/29/02	... at New Orleans	W	10-6
10/05/03	... NEW ORLEANS	W	19-13
10/26/03	... at New Orleans	W OT	23-20
12/05/04	... at New Orleans	W	32-21
01/02/05	... NEW ORLEANS	L	18-21



# TEAM-BY-TEAM RESULTS

09/11/05	NEW ORLEANS	L	20-23
12/18/05	at New Orleans (at LSU)	W	27-10
10/01/06	NEW ORLEANS	W	21-18
12/31/06	at New Orleans	W	31-21
10/07/07	at New Orleans	W	16-13
11/25/07	NEW ORLEANS	L	6-31
10/19/08	NEW ORLEANS	W	30-7
12/28/08	at New Orleans	W	33-31
11/08/09	at New Orleans	L	20-30
01/03/10	NEW ORLEANS	W	23-10
10/03/10	at New Orleans	L	14-16
11/07/10	NEW ORLEANS	L	3-34
10/09/11	NEW ORLEANS	L	27-30
01/01/12	at New Orleans	L	17-45
09/16/12	NEW ORLEANS	W	35-27
12/30/12	at New Orleans	W	44-38
12/08/13	at New Orleans (Sunday Night)	L	13-31
12/22/13	NEW ORLEANS	W	17-13
10/30/14	NEW ORLEANS (Thursday Night)	L	10-28
12/7/14	at New Orleans	W	41-10
09/27/15	NEW ORLEANS	W	27-22
12/06/15	at New Orleans	W	41-38
10/16/16	at New Orleans	L	38-41
11/17/16	NEW ORLEANS (Thursday Night)	W	23-20
09/24/17	NEW ORLEANS	L	13-34
12/03/17	at New Orleans	L	21-31
01/07/18	at New Orleans (playoffs)	L	26-31

## NEW YORK GIANTS (6-4)

Home: 2-2...Away: 4-2...Playoffs: 1-0

11/10/96	NEW YORK GIANTS	W	27-17
12/28/03	at New York Giants	W	37-24
01/08/06	at New York Giants (playoffs)	W	23-0
12/10/06	NEW YORK GIANTS	L	13-27
12/21/08	at New York Giants (Sunday Night)	L	OT 28-34
12/27/09	at New York Giants	W	41-9
09/12/10	at New York Giants	L	18-31
09/20/12	NEW YORK GIANTS (Thursday Night)	L	7-36
09/22/13	NEW YORK GIANTS	W	38-0
12/20/15	at New York Giants	W	38-35

## NEW YORK JETS (4-3)

Home: 3-1...Away: 1-2...Playoffs: 0-0

10/15/95	NEW YORK JETS	W	26-15
11/29/98	at New York Jets	L	21-48
10/28/01	NEW YORK JETS	L	12-13
11/13/05	NEW YORK JETS	W	30-3
11/29/09	at New York Jets	L	6-17
12/15/13	NEW YORK JETS	W	30-20
11/26/17	at New York Jets	W	35-27

## OAKLAND RAIDERS (3-3)

Home: 2-1...Away: 1-2...Playoffs: 0-0

11/02/97	OAKLAND	W	38-14
12/24/00	at Oakland	L	9-52
11/07/04	OAKLAND	L	24-27
11/09/08	at Oakland	W	17-6
12/23/12	OAKLAND	W	17-6
11/27/16	at Oakland	L	32-35

## PHILADELPHIA EAGLES (4-7)

Home: 2-3...Away: 2-4...Playoffs: 1-0

10/27/96	at Philadelphia	L	9-20
11/07/99	PHILADELPHIA	W	33-7
11/30/03	PHILADELPHIA	L	16-25
01/18/04	at Philadelphia (playoffs)	W	14-3
10/17/04	at Philadelphia	L	8-30
12/04/06	at Philadelphia (Monday Night)	L	24-27
09/13/09	PHILADELPHIA	L	10-38
11/26/12	at Philadelphia (Monday Night)	W	30-22
11/10/14	at Philadelphia (Monday Night)	L	21-45
10/25/15	PHILADELPHIA (Sunday Night)	W	27-16
10/12/17	PHILADELPHIA (Thursday Night)	L	23-28

## PITTSBURGH STEELERS (1-5)

Home: 1-2...Away: 0-3...Playoffs: 0-0

12/22/96	PITTSBURGH	W	18-14
12/26/99	at Pittsburgh	L	20-30
12/15/02	at Pittsburgh	L	14-30
12/17/06	PITTSBURGH	L	3-37
12/23/10	at Pittsburgh (Thursday Night)	L	3-27
09/21/14	PITTSBURGH (Sunday Night)	L	19-37

## SAN FRANCISCO 49ERS (13-8)

Home: 6-5...Away: 7-3...Playoffs: 0-1

11/05/95	at San Francisco	W	13-7
12/10/95	SAN FRANCISCO	L	10-31
09/22/96	SAN FRANCISCO	W	23-7
12/08/96	at San Francisco	W	30-24
09/29/97	SAN FRANCISCO (Monday Night)	L	21-34
11/16/97	at San Francisco	L	19-27
11/08/98	at San Francisco	L	23-25
12/16/98	SAN FRANCISCO	L	OT 28-31
10/17/99	at San Francisco	W	31-29
12/18/99	SAN FRANCISCO	W	41-24
09/10/00	at San Francisco	W	38-22
10/22/00	SAN FRANCISCO	W	34-16
10/07/01	at San Francisco (Sunday Night)	L	14-24
11/18/01	SAN FRANCISCO	L	OT 22-25
11/14/04	at San Francisco	W	37-27
12/02/07	SAN FRANCISCO	W	31-14
10/24/10	SAN FRANCISCO	W	23-20
11/10/13	at San Francisco	W	10-9
01/12/14	SAN FRANCISCO (playoffs)	L	10-23
09/18/16	SAN FRANCISCO	W	46-27
12/10/17	at San Francisco	W	23-3

## SEATTLE SEAHAWKS (4-8)

Home: 3-3...Away: 1-5...Playoffs: 1-2

10/08/00	SEATTLE	W	26-3
10/31/04	at Seattle	L	17-23
01/22/06	at Seattle (playoffs)	L	14-34
12/16/07	SEATTLE	W	13-10
12/05/10	at Seattle	L	14-31
10/07/12	SEATTLE	L	12-16
09/08/13	SEATTLE	L	7-12
10/26/14	SEATTLE	L	9-13
01/10/15	at Seattle (playoffs)	L	17-31
10/25/16	at Seattle	W	27-23
01/17/16	SEATTLE (playoffs)	W	31-24
12/04/16	at Seattle (Sunday Night)	L	7-40

## TAMPA BAY BUCCANEERS (22-13)

Home: 11-7...Away: 11-6...Playoffs: 0-0

10/01/95	TAMPA BAY	L	13-20
12/01/96	TAMPA BAY	W	24-0
10/18/98	at Tampa Bay	L	13-16
10/27/02	TAMPA BAY	L	9-12
11/17/02	at Tampa Bay	L	10-23
09/14/03	at Tampa Bay	W	OT 12-9
11/09/03	TAMPA BAY	W	27-24
11/28/04	TAMPA BAY	W	21-14
12/26/04	at Tampa Bay	W	37-20
11/06/05	at Tampa Bay	W	34-14
12/11/05	TAMPA BAY	L	10-20
09/24/06	at Tampa Bay	W	26-24
11/13/06	TAMPA BAY (Monday Night)	W	24-10
09/30/07	TAMPA BAY	L	7-20
12/30/07	at Tampa Bay	W	31-23
10/12/08	at Tampa Bay	L	3-27
12/08/08	TAMPA BAY (Monday Night)	W	38-23
10/18/09	at Tampa Bay	W	28-21
12/06/09	TAMPA BAY	W	16-6
09/19/10	at TAMPA BAY	L	7-20
11/14/10	at Tampa Bay	L	16-31
12/04/11	at Tampa Bay	W	38-19
12/24/11	TAMPA BAY	W	48-16
09/09/12	at Tampa Bay	L	10-16

ADMINISTRATION  
& COACHES

VETERANS

ROOKIES

2017 IN REVIEW

RECORDS

TEAM HISTORY

REFERENCE

# TEAM-BY-TEAM RESULTS

ADMINISTRATION  
& COACHES

VETERANS

ROOKIES

2017 IN REVIEW

RECORDS

TEAM HISTORY

REFERENCE

11/18/12	... TAMPA BAY	L	OT	21-27
10/24/13	... at Tampa Bay (Thursday Night)	W		31-13
12/1/13	... TAMPA BAY	W		27-6
09/07/14	... at Tampa Bay	W		20-14
12/14/14	... TAMPA BAY	W		19-17
10/04/16	... at Tampa Bay	W		37-23
01/03/16	... TAMPA BAY	W		38-10
10/10/16	... TAMPA BAY (Monday Night)	L		14-17
01/01/17	... at Tampa Bay	L		16-17
10/29/17	... at Tampa Bay	W		17-3
12/24/17	... TAMPA BAY	W		22-19

## TENNESSEE TITANS (2-3)

Home: 0-2...Away: 2-1...Playoffs: 0-0

11/24/96	... at Houston	W		31-6
10/19/03	... TENNESSEE	L		17-37
11/04/07	... at Tennessee	L		7-20
11/13/11	... TENNESSEE	L		3-30
11/15/15	... at Tennessee	W		27-10

## WASHINGTON REDSKINS (6-7)

Home: 4-2...Away: 2-5...Playoffs: 0-0

12/24/95	... at Washington	L		17-20
08/31/97	... WASHINGTON	L		10-24
12/13/98	... WASHINGTON	L		25-28
10/03/99	... at Washington	L		36-38
09/03/00	... at Washington	L		17-20
10/21/01	... at Washington	L	OT	14-17
11/16/03	... WASHINGTON	W		20-17
11/26/06	... at Washington	L		13-17
10/11/09	... WASHINGTON	W		20-17
10/23/11	... WASHINGTON	W		33-20
11/04/12	... at Washington	W		21-13
11/22/15	... WASHINGTON	W		44-16
12/19/16	... at Washington (Monday Night)	W		26-15

# PANTHERS IN OVERTIME

Location	Won	Lost	Tie	Won Toss	Lost Toss
Home	1	4	0	1	4
Away	5	6	1	8	4
<b>Totals</b>	<b>6</b>	<b>10</b>	<b>1</b>	<b>9</b>	<b>8</b>

Nov. 2, 2015 - Carolina 29 vs. Indianapolis 26: Colts win toss. Indianapolis kicker Adam Vinatieri converts a 50-yard field goal on the first possession of overtime, but the Panthers responded with a 42-yard field goal by kicker Graham Gano to tie it on the following drive. On the Colts subsequent drive, Roman Harper tips a pass over the middle and linebacker Luke Kuechly secures it at the Indy 39. The offense picks up 5 yards on third down and Gano makes 52-yard kick for his first "walk-off win" in his 45 games with the Panthers to secure the first home overtime victory in franchise history.

Oct. 12, 2014 - Carolina 37 at Cincinnati 37: Bengals win toss. The Bengals are forced to kick a 42-yard field goal following a sack by defensive end Charles Johnson on third-and-seven. The Panthers made their way into scoring position and kicker Graham Gano connected on a 36-yard field goal to tie the game with 2:19 left in overtime. Bengals kicker Mike Nugent misses a 36-yard field goal as time expired, marking just the second time since the league adopted new overtime rules in 2012 that a game has ended in a tie when both teams scored in overtime.

Nov. 18, 2012 - Carolina 21 vs. Tampa Bay 27: Buccaneers win toss. The Buccaneers drive 80 yards in eight plays as Josh Freeman completes a 15-yard touchdown pass to Vincent Jackson for the win. Running back Doug Martin rushes five times for 48 yards on the drive.

Dec. 21, 2008 - Carolina 28 at New York Giants 34: Giants win toss. The Giants are forced to punt. The Panthers are forced to punt. Giants running back Brandon Jacobs scores on a 2-yard run with 9:57 remaining following a 51-yard Derrick Ward run to the Panthers' 36, setting up the game winning touchdown.

Sept. 17, 2006 - Carolina 13 at Minnesota 16: Panthers win toss. The Panthers are forced to punt. Minnesota kicker Ryan Longwell converts a 19-yard field goal with 7:28 remaining following a 10-play 78-yard drive.

Dec. 18, 2004 - Carolina 31 at Atlanta 34: Panthers win toss. Aaron Beasley intercepts a Jake Delhomme pass and returns it 30 yards. Jay Feely kicks a 38-yard field goal with 12:35 remaining.

Jan. 10, 2004 - Carolina 29 at St. Louis 23 (20T), NFC Divisional Playoffs: Panthers win toss. Scoreless first overtime ends after John Kasay misses a 45-yard field goal and Rams kicker Jeff Wilkins is short on a 53-yard attempt. A Ricky Manning interception sets up a 69-yard touchdown pass from Jake Delhomme to Steve Smith on the first play of the second overtime period with 14:50 remaining. At 1:15:10, the game ranks as the fifth-longest in NFL history.

Dec. 7, 2003 - Carolina 14 at Atlanta 20: Panthers win toss. Kevin Mathis intercepts a Jake Delhomme pass and returns it 32 yards for a touchdown with 13:31 remaining.

Oct. 26, 2003 - Carolina 23 at New Orleans 20: Saints win toss. On a key fourth down play, Julius Peppers upends Deuce McAllister in the backfield short of the first down and causes a fumble that is recovered by Kris Jenkins. Stephen Davis' 34-yard run sets up a John Kasay 31-yard field goal with 10:24 remaining.

Oct. 12, 2003 - Carolina 23 at Indianapolis 20: Panthers win toss. John Kasay kicks a 47-yard field goal with 9:21 remaining following a 10-play 43-yard drive where DeShaun Foster gained 26 yards on the ground.

Sept. 14, 2003 - Carolina 12 at Tampa Bay 9: Panthers win toss. Panthers are forced to punt. Defense stops the Buccaneers at the Carolina 42-yard line and Steve Smith returns the punt 52 yards. John Kasay kicks a 47-yard field goal with 3:28 remaining.

Nov. 18, 2001 - Carolina 22 vs. San Francisco 25: 49ers win toss. Jose Cortez kicks a 26-yard field goal with 10:26 remaining.

Oct. 21, 2001 - Carolina 14 at Washington 17: Redskins win toss. Tony Banks completes a 47-yard pass to Rod Gardner to set up a Brett Conway 23-yard field goal conversion with 13:13 remaining.

Oct. 1, 2000 - Carolina 13 vs. Dallas 16: Cowboys win toss. Troy Aikman drives Dallas 68 yards in seven plays, and Tim Seder caps off the drive with a 24-yard field goal with 11:08 remaining.

Dec. 6, 1998 - Carolina 28 vs. San Francisco 31: Panthers win toss. A Carolina fumble is recovered by the 49ers at the Panthers 38-yard line. Wade Richey kicks a 23-yard field goal with 10:44 remaining.

Oct. 29, 1995 - Carolina 20 at New England 17: Panthers win toss. Both the Panthers and the Patriots are forced to punt before John Kasay converts a 29-yard field goal with 7:52 remaining for Carolina's first overtime win in team history.

Sept. 3, 1995 - Carolina 20 at Atlanta 23: Panthers win toss. In the Panthers inaugural regular season contest, the Falcons recover a Carolina fumble on the Panthers 42-yard line after Frank Reich is sacked. Morten Andersen kicks a 35-yard field goal with 8:43 remaining.

ADMINISTRATION  
& COACHES

VETERANS

ROOKIES

2017 IN REVIEW

RECORDS

TEAM HISTORY

REFERENCE

# ALL-TIME WIN-LOSS RECORDS

## 1995-2001

General Records:	1995	1996	1997	1998	1999	2000	2001
Overall Record	7-9	12-4	7-9	4-12	8-8	7-9	1-15
Home	5-3	8-0	2-6	2-6	5-3	5-3	0-8
Away	2-6	4-4	5-3	2-6	3-5	2-6	1-7
Panthers win coin toss	3-4	8-3	4-5	2-3	4-5	4-4	1-6
Panthers lose coin toss	4-5	4-1	3-4	2-9	4-3	3-5	0-9
Scoring first	3-4	10-0	4-1	3-4	7-4	6-4	1-7
Opponent scores first	4-5	2-4	3-8	1-8	1-4	1-5	0-8
Leading at halftime	3-1	6-0	6-0	2-3	7-1	5-3	1-5
Tied at halftime	2-2	-	0-1	0-3	0-1	0-2	0-1
Trailing at halftime	2-6	6-4	1-8	2-6	1-6	2-4	0-9
Leading after three quarters	5-0	11-0	6-0	3-2	8-1	5-2	1-3
Tied after three quarters	1-1	-	0-1	0-1	-	0-1	-
Trailing after three quarters	1-8	1-4	1-8	1-10	0-7	2-5	0-12
In overtime	1-1	-	-	0-1	-	0-1	0-2
Outcomes of 7 points or less	4-6	3-1	2-2	2-9	3-3	1-5	0-8
Outcomes of 3 points or less	1-2	1-1	1-1	0-3	2-2	1-4	0-6
Ind. Panthers 100-yd rusher	1-1	4-1	3-3	2-2	1-1	2-0	0-2
Ind. Panthers 100-yd receiver	1-5	1-2	2-3	1-6	5-5	3-2	0-2
Ind. Panthers 300-yd passer	1-1	1-0	0-1	0-1	4-1	3-0	0-1
Panthers out-gain opposition	4-5	7-1	6-3	1-2	7-5	3-1	0-2
Panthers out-rush opposition	5-0	8-1	5-1	3-0	3-2	3-0	0-3
Panthers out-pass opposition	4-3	6-2	4-4	1-5	5-5	3-3	0-5
Opponent ind. 100-yd rusher	0-1	2-2	0-5	0-5	2-3	0-4	0-6
Opponent ind. 100-yd receiver	2-5	3-1	2-2	1-5	2-3	2-1	0-6
Opponent ind. 300-yd passer	2-1	1-1	1-0	1-1	3-2	2-1	0-4
<b>Turnovers:</b>							
Positive	3-3	8-0	3-0	3-3	4-0	5-2	1-6
Even	4-1	3-1	4-1	1-0	1-4	0-4	0-2
Negative	0-5	1-3	0-8	0-9	3-4	2-3	0-7
<b>Surface:</b>							
On grass	7-5	9-1	3-8	2-8	8-4	6-6	0-11
On artificial turf	0-4	3-3	4-1	2-4	0-4	1-3	1-4
Outdoors	7-6	9-2	4-8	2-10	8-5	6-6	0-12
Indoors	0-3	3-2	3-1	2-2	0-3	1-3	1-3
<b>By Month:</b>							
August	-	-	0-1	-	-	-	-
September	0-3	3-1	2-2	0-3	1-2	1-2	1-2
October	3-2	2-2	2-1	0-4	1-3	2-3	0-4
November	2-2	3-1	2-3	2-3	3-1	2-2	0-4
December	2-2	4-0	1-2	2-2	2-2	2-2	0-4
January	-	-	-	-	1-0	-	0-1
February	-	-	-	-	-	-	-
<b>By Conference/Division:</b>							
AFC Opponents	3-1	3-1	2-2	1-3	2-2	2-2	0-4
AFC East	3-1	-	-	1-3	-	-	0-4
AFC Central	-	3-1	-	-	2-2	-	-
AFC North	-	-	-	-	-	-	-
AFC South	-	-	-	-	-	-	-
AFC West	-	-	2-2	-	-	2-2	-
NFC Opponents	4-8	9-3	5-7	3-9	6-6	5-7	1-11
NFC East	1-1	1-1	1-1	0-2	1-1	0-2	0-2
NFC Central	0-2	1-1	0-2	0-2	1-1	1-1	1-1
NFC North	-	-	-	-	-	-	-
NFC South	-	-	-	-	-	-	-
NFC West	3-5	7-1	4-4	3-5	4-4	4-4	0-8
<b>Jersey Color:</b>							
White Jerseys	5-6	8-3	5-6	2-5	5-6	4-6	1-7
Black Jerseys	2-3	4-1	2-3	2-7	3-2	3-3	0-8
Blue Jerseys	-	-	-	-	-	-	-
<b>Time Of Game:</b>							
Day	7-8	11-4	5-7	4-11	7-8	5-9	1-14
Night	0-1	1-0	2-2	0-1	1-0	2-0	0-1
On Monday Night Football	-	-	1-1	-	-	1-0	-

ADMINISTRATION  
& COACHES

VETERANS

ROOKIES

2017 IN REVIEW

RECORDS

TEAM HISTORY

REFERENCE

# ALL-TIME WIN-LOSS RECORDS

## 2002-2008

General Records:	2002	2003	2004	2005	2006	2007	2008
Overall Record	7-9	11-5	7-9	11-5	8-8	7-9	12-4
Home	4-4	6-2	3-5	5-3	4-4	2-6	8-0
Away	3-5	5-3	4-4	6-2	4-4	5-3	4-4
Panthers win coin toss	3-4	2-4	1-3	5-2	2-2	4-4	6-2
Panthers lose coin toss	4-5	9-1	6-6	6-3	6-6	3-5	6-2
Scoring first	1-2	10-2	5-2	9-1	4-5	6-3	8-1
Opponent scores first	6-7	1-3	2-7	2-4	4-3	1-6	4-3
Leading at halftime	5-2	6-1	4-1	8-1	6-5	2-1	10-1
Tied at halftime	0-2	1-2	1-1	1-0	1-0	3-0	0-1
Trailing at halftime	2-5	4-2	2-7	2-4	1-3	2-8	2-2
Leading after three quarters	6-3	8-2	5-1	8-0	8-4	4-0	9-1
Tied after three quarters	1-0	-	1-0	1-0	0-0	1-1	2-0
Trailing after three quarters	0-6	3-3	1-8	2-5	0-4	2-8	1-3
In overtime	-	3-1	0-1	0-0	0-1	0-0	0-1
Outcomes of 7 points or less	4-4	9-3	1-5	4-3	4-4	1-2	4-1
Outcomes of 3 points or less	1-4	7-0	0-4	2-2	3-3	2-0	3-0
Ind. Panthers 100-yd rusher	2-0	5-2	6-0	2-0	4-0	3-0	6-2
Ind. Panthers 100-yd receiver	2-2	4-1	4-4	5-5	3-4	2-3	7-2
Ind. Panthers 300-yd passer	2-1	1-1	1-3	1-0	1-1	0-1	0-0
Panthers out-gain opposition	5-2	5-3	5-5	8-2	7-2	4-1	7-1
Panthers out-rush opposition	5-3	9-3	6-2	10-1	7-1	5-3	9-1
Panthers out-pass opposition	5-2	6-3	3-6	6-4	4-4	3-2	4-3
Opponent ind. 100-yd rusher	1-0	3-1	0-5	0-3	0-6	0-4	0-3
Opponent ind. 100-yd receiver	1-4	3-0	4-1	3-0	2-3	2-2	2-1
Opponent ind. 300-yd passer	-	1-0	3-0	2-0	1-1	1-0	3-0
<b>Turnovers:</b>							
Positive	5-1	3-1	6-3	7-1	5-0	5-1	8-1
Even	1-0	3-0	1-2	4-1	1-1	1-1	2-1
Negative	1-8	5-4	0-4	0-4	2-7	1-7	2-2
<b>Surface:</b>							
On grass	5-7	9-3	6-7	8-5	5-6	4-9	11-1
On artificial turf	2-2	2-2	1-2	3-0	3-2	3-0	1-3
Outdoors	5-8	9-4	6-8	9-5	6-7	3-9	11-2
Indoors	2-1	2-1	1-1	2-0	2-1	4-0	1-2
<b>By Month:</b>							
August	-	-	-	-	-	-	-
September	3-1	3-0	1-1	1-2	1-2	2-2	3-1
October	0-4	3-1	0-5	4-0	3-2	2-1	3-1
November	0-3	2-3	3-1	3-1	2-1	0-4	3-1
December	4-1	3-1	3-1	2-2	2-3	3-2	3-1
January	-	-	0-1	1-0	-	-	-
February	-	0-1	-	-	-	-	-
<b>By Conference/Division:</b>							
AFC Opponents	3-1	2-2	1-3	3-1	2-2	0-4	4-0
AFC East	-	-	-	3-1	-	-	-
AFC Central	-	-	-	-	-	-	-
AFC North	3-1	-	-	-	2-2	-	-
AFC South	-	2-2	-	-	-	0-4	-
AFC West	-	-	1-3	-	-	-	4-0
NFC Opponents	4-8	9-3	6-6	8-4	6-6	7-5	8-4
NFC East	0-1	2-2	0-1	0-1	0-4	0-1	0-1
NFC Central	-	-	-	-	-	-	-
NFC North	3-1	1-0	0-1	3-1	0-1	0-1	3-1
NFC South	1-5	5-1	3-3	4-2	5-1	3-3	4-2
NFC West	0-1	1-0	3-1	1-0	1-0	4-0	1-0
<b>Jersey Color:</b>							
White Jerseys	5-5	7-2	4-5	5-3	5-4	5-4	6-3
Black Jerseys	2-3	3-2	2-3	5-1	1-4	2-3	5-0
Blue Jerseys	0-1	1-1	1-1	1-1	2-0	0-2	1-1
<b>Time Of Game:</b>							
Day	7-9	11-4	7-7	10-5	7-6	7-8	11-3
Night	-	0-1	0-2	1-0	1-2	0-1	1-1
On Monday Night Football	-	-	0-1	1-0	1-1	-	1-0

ADMINISTRATION  
& COACHES

VETERANS

ROOKIES

2017 IN REVIEW

RECORDS

TEAM HISTORY

REFERENCE

# ALL-TIME WIN-LOSS RECORDS

## 2009-2015

General Records:	2009	2010	2011	2012	2013	2014	2015
Overall Record	8-8	2-14	6-10	7-9	12-4	7-8-1	15-1
Home	5-3	2-6	3-5	3-5	7-1	4-4	8-0
Away	3-5	0-8	3-5	4-4	5-3	3-4-1	7-1
Panthers win coin toss	6-4	1-9	4-3	3-0	8-2	3-4	9-0
Panthers lose coin toss	2-4	1-5	2-7	4-9	4-2	4-4-1	6-1
Scoring first	5-6	1-4	6-4	4-2	8-2	7-3-1	10-1
Opponent scores first	3-2	1-10	0-6	3-7	4-2	0-5	5-0
Leading at halftime	5-3	1-1	4-4	5-3	10-3	5-1	12-0
Tied at halftime	1-0	1-0	1-1	0-0	0-0	0-0	1-1
Trailing at halftime	2-5	0-13	1-5	2-6	2-1	2-7-1	2-0
Leading after three quarters	6-0	1-1	5-3	6-2	10-1	6-0-1	14-0
Tied after three quarters	0-1	1-0	0-1	0-0	0-1	0-1	0-0
Trailing after three quarters	2-7	0-13	1-6	1-7	2-2	1-7	1-1
In overtime	0-0	0-0	0-0	0-1	0-0	0-0-1	1-0
Outcomes of 7 points or less	2-1	2-2	1-7	1-7	5-2	4-2-1	6-1
Outcomes of 3 points or less	1-0	1-2	0-3	0-2	2-1	1-1-1	2-0
Ind. Panthers 100-yd rusher	6-2	1-3	0-1	2-0	1-0	2-0-1	3-0
Ind. Panthers 100-yd receiver	1-1	1-0	2-5	2-4	1-0	1-4	5-0
Ind. Panthers 300-yd passer	0-1	1-0	0-3	1-2	0-1	0-1	3-0
Panthers out-gain opposition	6-3	2-1	5-6	5-4	7-1	5-2	12-0
Panthers out-rush opposition	8-3	1-4	5-3	5-4	9-3	5-4	14-1
Panthers out-pass opposition	3-4	1-1	2-5	4-4	6-1	4-3	9-0
Opponent ind. 100-yd rusher	1-2	1-3	2-5	1-3	0-1	0-2-1	2-0
Opponent ind. 100-yd receiver	1-2	1-1	1-5	3-3	1-2	2-3-1	3-1
Opponent ind. 300-yd passer	1-2	0-2	0-6	2-2	1-2	0-2-1	3-1
<b>Turnovers:</b>							
Positive	6-1	1-5	6-0	4-3	8-1	6-0-1	11-0
Even	0-1	0-2	0-3	2-3	3-1	0-2	1-1
Negative	2-6	1-7	0-7	1-3	1-2	1-6	3-0
<b>Surface:</b>							
On grass	7-4	2-9	5-7	6-8	10-2	5-5	11-0
On artificial turf	1-4	0-5	1-3	1-1	2-2	2-3-1	4-1
Outdoors	7-5	2-11	4-6	6-8	10-2	5-8-1	13-0
Indoors	1-3	0-3	2-4	1-1	2-2	2-0	2-1
<b>By Month:</b>							
August	-	-	-	-	-	-	-
September	0-3	0-3	1-2	1-3	1-2	2-2	3-0
October	2-1	1-3	1-4	0-3	3-1	1-3-1	3-0
November	2-3	0-4	1-2	2-2	4-0	0-3	5-0
December	3-1	1-3	3-1	4-1	4-1	4-0	3-1
January	1-0	0-1	0-1	0-0	0-0	0-0	1-0
February	-	-	-	-	-	-	0-1
<b>By Conference/Division:</b>							
AFC Opponents	0-4	0-4	3-1	2-2	3-1	1-2-1	4-0
AFC East	0-4	-	-	-	3-1	0-0	0-0
AFC Central	-	-	-	-	-	-	-
AFC North	-	0-4	-	-	-	1-2-1	0-0
AFC South	-	-	3-1	-	-	0-0	4-0
AFC West	-	-	-	2-2	-	0-0	0-0
NFC Opponents	8-4	2-10	3-9	5-7	9-3	6-6	11-1
NFC East	2-2	0-1	1-0	2-2	1-0	0-1	4-0
NFC Central	-	-	-	-	-	-	-
NFC North	1-0	0-1	0-4	0-1	1-0	2-2	1-0
NFC South	4-2	0-6	2-4	3-3	5-1	4-2	5-1
NFC West	1-0	2-2	0-1	0-1	2-2	0-1	1-0
<b>Jersey Color:</b>							
White Jerseys	3-5	0-10	4-7	5-5	5-3	4-4-1	6-1
Black Jerseys	4-2	1-3	1-2	2-2	4-1	2-3	6-0
Blue Jerseys	1-1	1-1	1-1	0-2	3-0	1-1	3-0
<b>Time Of Game:</b>							
Day	7-6	2-13	6-10	6-8	10-3	7-5-1	13-1
Night	1-2	0-1	-	1-1	2-1	0-3	2-0
On Monday Night Football	0-1	-	-	1-0	1-0	0-1	1-0

ADMINISTRATION  
& COACHES

VETERANS

ROOKIES

2017 IN REVIEW

RECORDS

TEAM HISTORY

REFERENCE

# ALL-TIME WIN-LOSS RECORDS

## 2016-2020

General Records:	2016	2017	2018	2019	2020	TOTAL	PLAYOFFS
Overall Record	6-10	11-5				183-184-1	9-8
Home	4-4	6-2				101-83	5-2
Away	2-6	5-3				82-101-1	4-6
Panthers win coin toss	3-5	8-2				94-80	5-8
Panthers lose coin toss	3-5	3-3				89-104-1	4-0
Scoring first	5-3	8-1				131-66-1	7-2
Opponent scores first	1-7	3-4				52-119	2-6
Leading at halftime	6-4	10-0				129-44	8-0
Tied at halftime	0-0	0-2				13-20	-
Trailing at halftime	0-6	1-3				41-120-1	1-8
Leading after three quarters	6-3	10-0				151-29-1	9-0
Tied after three quarters	0-2	0-0				8-11	-
Trailing after three quarters	0-5	1-5				24-144	0-8
In overtime	0-0	0-0				5-10-1	1-0
Outcomes of 7 points or less	2-6	7-1				72-85-1	2-3
Outcomes of 3 points or less	2-6	4-0				37-47-1	0-1
Ind. Panthers 100-yd rusher	2-0	2-0				60-20-1	5-0
Ind. Panthers 100-yd receiver	1-2	3-1				57-63	4-3
Ind. Panthers 300-yd passer	2-1	2-0				24-21	2-2
Panthers out-gain opposition	3-5	6-1				120-58	6-4
Panthers out-rush opposition	4-7	10-0				139-50	9-3
Panthers out-pass opposition	1-5	5-1				89-76	5-2
Opponent ind. 100-yd rusher	0-2	0-0				15-66-1	0-1
Opponent ind. 100-yd receiver	1-3	5-0				47-54-1	2-6
Opponent ind. 300-yd passer	2-3	4-1				34-32-1	2-2
<b>Turnovers:</b>							
Positive	5-1	7-0				120-33-1	7-1
Even	0-1	2-1				34-34	1-1
Negative	1-8	2-4				29-118	1-6
<b>Surface:</b>							
On grass	6-7	8-2				143-125	7-5
On artificial turf	0-3	3-3				40-59-1	2-3
Outdoors	6-8	10-3				148-143-1	8-6
Indoors	0-2	1-2				35-41	1-2
<b>By Month:</b>							
August	-	-				-	-
September	1-2	2-1				33-42	-
October	1-3	3-2				40-53-1	-
November	2-2	3-0				46-46	-
December	2-2	3-2				60-37	-
January	0-1	0-0				4-5	9-6
February						-	0-2
<b>By Conference/Division:</b>							
AFC Opponents	1-3	4-0				44-45-1	0-2
AFC East	-	4-0				14-14	0-1
AFC Central	-	-				5-3	-
AFC North	-	-				6-9-1	-
AFC South	-	-				9-7	-
AFC West	1-3	-				12-12	0-1
NFC Opponents	5-7	7-5				137-139	9-6
NFC East	1-0	0-1				17-28	4-0
NFC Central	-	-				4-10	0-1
NFC North	0-1	3-1				18-16	1-0
NFC South	1-5	3-3				52-44	0-1
NFC West	3-1	1-0				46-41	4-4
<b>Jersey Color:</b>							
White Jerseys	2-6	5-4				101-110-1	9-6
Black Jerseys	2-3	5-0				63-59	0-2
Blue Jerseys	2-1	1-1				19-15	-
<b>Time Of Game:</b>							
Day	4-7	10-4				165-160-1	6-3
Night	2-3	1-1				18-24	3-5
On Monday Night Football	1-1	1-0				10-6	-

ADMINISTRATION  
& COACHES

VETERANS

ROOKIES

2017 IN REVIEW

RECORDS

TEAM HISTORY

REFERENCE

# ALL-TIME STATISTICAL RANKINGS

Category	1995	1996	1997	1998	1999	2000	2001	2002	2003	2004	2005	2006	2007	2008
Net Yards per game	26	23	26	20	6	20	30	31	16	13	22	24	29	10
Rushing Yards per game	20	15	15	28	20	29	29	25	7	28	19	24	14	3
Net Passing Yards per game	24	22	26	14	2	12	26	30	18	9	17	15	29	19
Third Down Efficiency	20	21	2	13	10	15	30	30	20	10	6	32	24	19
Points per game	25	7	27	12	4	21	29	30	15	13	8	27	26	7
Opp. Net Yards per game	7	10	15	30	26	27	31	2	8	20	3	7	16	18
Opp. Rushing Yards per game	10	8	22	26	24	26	31	8	11	17	4	11	18	20
Opp. Net Passing Yards per game	14	12	9	28	23	26	28	4	9	18	9	4	17	16
Opp. Third Down Efficiency	15	1	17	26	30	27	27	2	8	31	27	3	26	18
Sacks	14t	1	23	21t	23t	27t	28	2	8	24t	7	6t	31	9
Interceptions	6t	7t	27	10t	20t	13t	3t	15t	12t	1	4	22t	23t	21t
Turnover Margin						11t	15	23t	25t	4	3	23t	13t	7
Opp. Points per game	8	2	13t	27	26	12	28	5	10	15t	5	8t	15	12

Category	2009	2010	2011	2012	2013	2014	2015	2016	2017
Net Yards per game	19	32	7	12	26	16	11	19	19
Rushing Yards per game	3	13	3	9	11	7	2	10	4
Net Passing Yards per game	27	32	13	16	29	19	24	21	28
Third Down Efficiency	19	30	10	6	4	12	7	23	7
Points per game	21	32	5	18	18	19	1	15	12
Opp. Net Yards per game	8	18	28	10	2	10	6	21	7
Opp. Rushing Yards per game	22	23	25	14	2	16	4	6	3
Opp. Net Passing Yards per game	4	11	24	13	6	11	11	29	18
Opp. Third Down Efficiency	7	16	27	9	12	22	13	10	13
Sacks	22t	20t	24t	9t	1	12t	6	2	3
Interceptions	5t	11t	20t	23t	5t	14t	1	4t	21t
Turnover Margin	8t	25t	13t	16	6	13	1	21t	13t
Opp. Points per game	9	26	27	18	2	21	6	26	11

ADMINISTRATION  
& COACHES

VETERANS

ROOKIES

2017 IN REVIEW

RECORDS

TEAM HISTORY

REFERENCE



# ALL-TIME STATISTICAL AVERAGES

Category	1995	1996	1997	1998	1999	2000	2001	2002	2003	2004	2005	2006
Net Yards per game	288.7	300.8	288.4	298.8	355.3	290.9	265.9	267.5	321.3	326.6	309.4	307.7
Rushing Yards per game	98.3	108.1	110.6	91.1	95.3	74.1	85.8	99.1	130.7	98.9	104.9	103.7
Net Passing Yards per game	190.4	192.7	177.8	207.6	260.1	216.1	180.1	168.4	190.6	227.7	204.4	204.0
Third Down Efficiency	38.1	37.2	44.0	37.0	38.3	39.4	30.6	28.6	35.6	40.3	42.2	31.1
Points per game	18.1	22.9	16.6	21.0	26.3	19.4	15.8	16.1	20.3	22.2	24.4	16.9
Opp. Net Yards per game	314.2	298.5	311.3	365.1	343.9	353.5	371.4	290.4	295.3	336.4	282.6	296.1
Opp. Rushing Yards per game	98.5	97.6	123.3	133.3	118.6	121.5	143.8	103.3	107.6	119.0	91.6	108.6
Opp. Net Passing Yards per game	215.7	200.9	187.9	231.8	225.3	232.0	227.6	187.1	187.7	217.4	191.1	187.5
Opp. Third Down Efficiency	40.8	32.4	36.9	41.7	41.6	43.3	41.6	32.9	34.7	46.0	40.7	31.5
Sacks	36	60	36	37	35	27	26	52	39	34	45	41
Interceptions	21	22	11	19	15	17	24	17	16	26	23	14
Turnover Margin						+3	+1	-7	-5	+12	+16	-5
Opp. Points per game	20.3	13.6	19.6	25.8	23.8	19.4	25.6	18.9	19.0	21.2	16.2	19.1

Category	2007	2008	2009	2010	2011	2012	2013	2014	2015	2016	2017
Net Yards per game	284.9	349.7	331.0	258.4	389.8	360.7	316.9	346.7	366.9	343.7	323.7
Rushing Yards per game	114.0	152.3	156.1	115.4	150.5	130.5	126.6	127.3	142.6	113.4	131.4
Net Passing Yards per game	170.9	197.4	174.9	143.1	239.3	230.2	190.2	219.4	224.3	230.3	192.3
Third Down Efficiency	36.2	39.3	37.3	30.4	40.5	43.1	43.8	41.9	42.4	37.2	41.9
Points per game	16.7	25.9	19.7	12.3	25.4	22.3	22.9	21.2	31.3	23.1	22.7
Opp. Net Yards per game	324.8	331.2	315.8	335.9	377.6	333.1	301.3	339.8	322.9	359.8	317.1
Opp. Rushing Yards per game	110.7	119.5	124.8	123.8	130.8	110.1	86.9	112.0	88.4	91.6	88.1
Opp. Net Passing Yards per game	214.1	211.7	191.0	212.1	246.8	223.0	214.3	227.8	234.5	268.2	229.1
Opp. Third Down Efficiency	42.5	39.7	35.5	38.0	42.8	36.1	35.8	42.4	37.9	37.9	37.9
Sacks	23	37	31	31	31	39	59	40	44	47	50
Interceptions	14	12	22	17	14	11	20	14	24	17	10
Turnover Margin	+1	+6	+6	-8	+1	+1	+11	+3	+20	-2	+2
Opp. Points per game	21.7	20.6	19.3	25.5	26.8	22.7	15.1	23.4	19.3	25.1	20.4

ADMINISTRATION  
& COACHES

VETERANS

ROOKIES

2017 IN REVIEW

RECORDS

TEAM HISTORY

REFERENCE

# SINGLE-GAME BESTS

## 100-YARD RECEIVING GAMES

Player	Date	Opponent	Rec	Yds	TD
Smith, Steve†	1/15/2006	at Chicago	12	218	2
Smith, Steve	10/30/2005	Minnesota	11	201	1
Muhammad, Muhsin	9/13/1998	at New Orleans	9	192	1
Smith, Steve	10/15/2006	at Baltimore	8	189	1
Muhammad, Muhsin	11/16/2003	Washington	9	189	0
Olsen, Greg	10/10/2016	Tampa Bay	9	181	0
Smith, Steve	10/2/2011	at Chicago	8	181	0
Muhammad, Muhsin	12/5/2004	at New Orleans	10	179	1
Smith, Steve	9/11/2011	at Arizona	8	178	2
Dickson, Ed	10/8/2017	at Detroit	5	175	0
Smith, Steve	9/25/2005	at Miami	11	170	3
Smith, Steve	11/20/2005	at Chicago	14	169	0
Smith, Steve	11/23/2008	at Atlanta	8	168	0
Smith, Steve	12/14/2008	Denver	9	165	1
Jeffers, Patrick	1/2/2000	New Orleans	7	165	2
Smith, Steve†	1/10/2004	at St. Louis	6	163	1
Jeffers, Patrick	12/27/1999	at Pittsburgh	5	160	2
Smith, Steve	12/20/2009	Minnesota	9	157	1
Green, Willie	12/8/1996	at San Francisco	7	157	1
Green, Willie	11/12/1995	at St. Louis	6	157	1
Smith, Steve	9/18/2011	Green Bay	6	156	0
Smith, Steve	9/16/2007	Houston	8	153	3
Smith, Steve	10/19/2003	Tennessee	10	151	1
Muhammad, Muhsin	10/3/1999	at Washington	8	151	0
Smith, Steve	11/13/2006	Tampa Bay	8	149	1
Muhammad, Muhsin	9/28/2008	Atlanta	8	147	1
Jeffers, Patrick	12/12/1999	at Green Bay	8	147	2
Walls, Wesley	9/7/1997	at Atlanta	7	147	0
Green, Willie	12/17/1995	Atlanta	4	147	1
Carter, Drew	12/10/2006	New York Giants	8	144	1
Smith, Steve	12/8/2002	Cincinnati	5	144	1
Smith, Steve	10/23/2011	Washington	7	143	0
Muhammad, Muhsin†	2/1/2004	New England	4	140	1
Smith, Steve	9/11/2005	New Orleans	8	138	1
Jeffers, Patrick	12/18/1999	San Francisco	8	138	1
Smith, Steve	12/22/2007	Dallas	9	137	1
Boldin, Anquan†	1/12/2014	San Francisco	8	136	0
Smith, Steve	10/14/2007	at Arizona	10	136	1
Muhammad, Muhsin	12/18/2004	at Atlanta	10	135	1
Smith, Steve†	1/3/2004	Dallas	5	135	1
Olsen, Greg	9/27/2015	New Orleans	8	134	2
Smith, Steve	12/28/2008	at New Orleans	5	134	0
Proehl, Ricky	11/9/2003	Tampa Bay	3	133	1
Hayes, Donald	11/28/1999	Atlanta	5	133	1
Carter, Drew	11/18/2007	at Green Bay	5	132	1
Muhammad, Muhsin	9/23/2001	at Atlanta	10	132	0
Carrier, Mark	11/26/1995	at New Orleans	6	132	2
Olsen, Greg	10/18/2015	at Seattle	7	131	1
Smith, Steve	9/20/2009	at Atlanta	8	131	0
Smith, Steve	1/1/2006	at Atlanta	9	131	1
Muhammad, Muhsin	11/27/2000	Green Bay	11	131	2
Olsen, Greg	12/6/2015	at New Orleans	9	129	0
Muhammad, Muhsin	10/22/2000	San Francisco	9	127	0
Smith, Steve	10/22/2006	at Cincinnati	8	126	0
Muhammad, Muhsin	12/18/1999	San Francisco	11	126	3
Smith, Steve	12/11/2011	Atlanta	6	125	0
Gettis, David	10/24/2010	San Francisco	8	125	2
Muhammad, Muhsin	11/14/1999	at St. Louis	9	125	0
Carrier, Mark	9/26/1996	at Jacksonville	8	124	2
Smith, Steve	10/16/2005	at Detroit	6	123	1
Muhammad, Muhsin	11/14/2004	at San Francisco	6	123	3
Olsen, Greg	9/18/2016	San Francisco	5	122	1
Smith, Steve	10/19/2008	New Orleans	6	122	1
Green, Willie	9/3/1995	at Atlanta	7	121	1
Ginn, Jr., Ted	12/13/2015	Atlanta	2	120	2

ADMINISTRATION  
& COACHES

VETERANS

ROOKIES

2017 IN REVIEW

RECORDS

TEAM HISTORY

REFERENCE

# SINGLE-GAME BESTS

## 100-YARD RECEIVING GAMES continued

Player	Date	Opponent	Rec	Yds	TD
Smith, Steve	12/2/2012	at Kansas City	5	120	1
Olsen, Greg	11/10/2014	at Philadelphia	6	119	0
Smith, Steve	10/9/2005	at Arizona	8	119	2
Ismail, Raghیب	9/6/1998	Atlanta	6	119	1
Smith, Steve	10/28/2012	at Chicago	7	118	0
Smith, Steve	9/9/2007	at St. Louis	7	118	1
Muhammad, Muhsin	11/21/2004	Arizona	6	118	2
Muhammad, Muhsin	12/13/1998	Washington	7	118	0
Smith, Steve	12/8/2008	Tampa Bay	9	117	1
Smith, Steve	10/26/2008	Arizona	5	117	2
Muhammad, Muhsin	9/26/1999	Cincinnati	8	117	0
Ismail, Raghیب	10/11/1998	at Dallas	6	117	2
Olsen, Greg	12/17/2017	vs. Green Bay	9	116	1
Smith, Steve	9/29/2002	at Green Bay	5	116	0
Ginn, Jr., Ted	11/27/2016	at Oakland	4	115	1
Benjamin, Kelvin	9/21/2014	Pittsburgh	8	115	1
Muhammad, Muhsin	12/26/2004	at Tampa Bay	8	115	2
Colbert, Keary	10/10/2004	at Denver	4	115	1
Hayes, Donald	9/10/2000	at San Francisco	6	115	1
Muhammad, Muhsin	10/3/2004	Atlanta	7	114	0
Muhammad, Muhsin	12/24/2000	at Oakland	10	114	0
Carrier, Mark	10/8/1995	at Chicago	5	114	1
Brown, Corey†	1/24/2016	Arizona	4	113	1
Olsen, Greg†	1/24/2016	Arizona	6	113	0
Smith, Steve	10/12/2008	at Tampa Bay	6	112	0
Smith, Steve	9/24/2006	at Tampa Bay	7	112	0
Muhammad, Muhsin	11/10/2002	New Orleans	4	112	0
Olsen, Greg	12/14/2014	Tampa Bay	10	110	0
Carruth, Rae	9/21/1997	Kansas City	8	110	0
Benjamin, Kelvin	11/16/2014	Atlanta	9	109	1
Smith, Steve	12/9/2012	Atlanta	7	109	0
Ismail, Raghیب	12/27/1998	at Indianapolis	7	109	1
Funchess, Devin	11/26/2017	at New York Jets	7	108	0
Benjamin, Kelvin	9/18/2016	San Francisco	7	108	2
Muhammad, Muhsin	9/10/2000	at San Francisco	8	108	1
Ismail, Raghیب	11/3/1996	at Atlanta	5	108	0
Olsen, Greg†	1/7/2018	at New Orleans	8	107	1
LaFell, Brandon	10/13/2013	at Minnesota	4	107	1
Muhammad, Muhsin	9/15/2002	Detroit	8	107	1
Jeffers, Patrick	12/5/1999	St. Louis	7	107	1
Carruth, Rae	10/12/1997	at Minnesota	6	107	1
Smith, Steve	9/9/2012	at Tampa Bay	7	106	0
Johnson, Keyshawn	9/17/2006	at Minnesota	5	106	0
Smith, Steve	11/6/2005	at Tampa Bay	5	106	1
Muhammad, Muhsin	10/31/2004	at Seattle	8	106	2
Muhammad, Muhsin	12/8/2002	Cincinnati	8	106	1
Walls, Wesley	11/23/1997	at St. Louis	8	106	0
Olsen, Greg	10/19/2014	at Green Bay	8	105	0
Smith, Steve	11/30/2008	at Green Bay	4	105	0
Green, Willie	11/26/1995	at New Orleans	4	105	1
Benjamin, Kelvin	10/1/2017	at New England	4	104	0
Benjamin, Kelvin	12/14/2014	Tampa Bay	8	104	0
Ginn, Jr., Ted†	1/12/2014	San Francisco	4	104	0
Smith, Steve	9/16/2012	New Orleans	3	104	0
Proehl, Ricky	12/24/2005	Dallas	2	104	1
Muhammad, Muhsin	12/9/2001	at Buffalo	8	104	0
Muhammad, Muhsin	10/4/1998	at Atlanta	4	104	1
LaFell, Brandon	12/24/2011	Tampa Bay	3	103	1
Smith, Steve	12/11/2005	Tampa Bay	5	103	0
Muhammad, Muhsin†	1/3/2004	Dallas	4	103	0
Smith, Steve	10/12/2003	at Indianapolis	6	103	1
Muhammad, Muhsin	9/19/1999	Jacksonville	4	103	1
Olsen, Greg	11/11/2012	Denver	9	102	2
Muhammad, Muhsin	12/10/2000	at Kansas City	8	102	0
Walls, Wesley	10/8/2000	Seattle	7	102	0

ADMINISTRATION  
& COACHES

VETERANS

ROOKIES

2017 IN REVIEW

RECORDS

TEAM HISTORY

REFERENCE

# SINGLE-GAME BESTS

ADMINISTRATION  
& COACHES

VETERANS

ROOKIES

2017 IN REVIEW

RECORDS

TEAM HISTORY

REFERENCE

## 100-YARD RECEIVING GAMES *continued*

Player	Date	Opponent	Rec	Yds	TD
Ismail, Raghib	11/30/1997	New Orleans	6	102	0
McCaffrey, Christian †	1/7/2018	at New Orleans	6	101	1
McCaffrey, Christian	9/24/2017	New Orleans	9	101	0
Williams, DeAngelo	12/4/2006	at Philadelphia	7	101	1
Carrier, Mark	12/24/1995	at Washington	7	101	0
Smith, Steve	10/30/2011	Minnesota	7	100	1
Stewart, Jonathan	9/18/2011	Green Bay	8	100	0
Colbert, Keary	10/31/2004	at Seattle	4	100	0
Smith, Steve	10/26/2003	at New Orleans	9	100	0
Carrier, Mark	10/25/1998	Buffalo	5	100	1

## 100-YARD RUSHING GAMES

Player	Date	Opponent	Rsh	Yds	TD
Williams, DeAngelo	12/30/2012	at New Orleans	21	210	2
Stewart, Jonathan	12/27/2009	at New York Giants	28	206	1
Williams, DeAngelo	12/8/2008	Tampa Bay	19	186	2
Williams, DeAngelo	12/28/2008	at New Orleans	25	178	0
Davis, Stephen	10/26/2003	at New Orleans	31	178	2
Foster, DeShaun	9/19/2004	at Kansas City	32	174	1
Huntley, Richard	1/6/2002	New England	21	168	0
Foster, DeShaun	1/1/2006	at Atlanta	18	165	1
Davis, Stephen	10/5/2003	New Orleans	30	159	1
Williams, DeAngelo	11/1/2009	at Arizona	23	158	0
Stewart, Jonathan	12/7/2014	New Orleans	20	155	1
Smith, Lamar	9/22/2002	at Minnesota	30	154	2
Davis, Stephen	11/2/2003	at Houston	30	153	0
Davis, Stephen	9/28/2003	Atlanta	21	153	1
Williams, DeAngelo	10/18/2009	at Tampa Bay	30	152	2
Foster, DeShaun †	1/8/2006	at New York Giants	27	151	0
Williams, DeAngelo	11/8/2009	at New Orleans	21	149	2
Lane, Fred	11/2/1997	Oakland	28	147	3
Davis, Stephen	9/14/2003	at Tampa Bay	33	142	0
Biakabutuka, Tshimanga	10/3/1999	at Washington	12	142	0
Williams, DeAngelo	11/9/2008	at Oakland	19	140	1
Lane, Fred	12/8/1997	at Dallas	34	138	0
Stewart, Jonathan	12/19/2010	Arizona	27	137	0
Johnson, Anthony	8/31/1997	Washington	20	134	0
Stewart, Jonathan	12/12/2010	Atlanta	18	133	0
Stewart, Jonathan	12/19/2016	at Washington	25	132	0
Biakabutuka, Tshimanga	9/26/1999	Cincinnati	8	132	2
Foster, DeShaun	12/4/2005	Atlanta	24	131	1
Stewart, Jonathan	11/16/2008	Detroit	15	130	1
Goings, Nick	12/26/2004	at Tampa Bay	33	127	0
Johnson, Anthony	10/13/1996	St. Louis	22	126	0
Stewart, Jonathan	10/25/2015	Philadelphia	24	125	0
Stewart, Jonathan	1/3/2010	New Orleans	16	125	1
Stewart, Jonathan †	1/3/2015	Arizona	24	123	1
Williams, DeAngelo	10/5/2008	Kansas City	20	123	2
Johnson, Anthony	11/17/1996	at St. Louis	27	123	1
Johnson, Anthony	10/20/1996	New Orleans	29	123	0
Moore, Derrick	10/1/1995	Tampa Bay	21	123	1
Stewart, Jonathan	12/21/2014	Cleveland	24	122	0
Williams, DeAngelo	11/19/2009	Miami	13	122	0
Foster, DeShaun	9/23/2007	at Atlanta	20	122	0
Goings, Nick	12/5/2004	at New Orleans	36	122	1
Brown, Dee	12/1/2002	at Cleveland	27	122	0
Williams, DeAngelo	12/30/2007	at Tampa Bay	20	121	2
Williams, DeAngelo	10/14/2007	at Arizona	10	121	1
Goings, Nick	11/21/2004	Arizona	22	121	3
Biakabutuka, Tshimanga	10/21/2001	at Washington	20	121	1
Williams, DeAngelo	9/22/2013	New York Giants	23	120	0
Goodson, Mike	11/21/2010	Baltimore	22	120	0
Stewart, Jonathan	12/6/2009	Tampa Bay	26	120	1
Williams, DeAngelo	11/16/2008	Detroit	14	120	2

# SINGLE-GAME BESTS

## 100-YARD RUSHING GAMES *continued*

Player	Date	Opponent	Rsh	Yds	TD
Lane, Fred	12/14/1997	Green Bay	19	119	1
Moore, Derrick	10/29/1995	at New England	28	119	0
Hoover, Brad	11/27/2000	Green Bay	24	117	1
Newton, Cam	12/9/2012	Atlanta	9	116	1
Williams, DeAngelo	10/9/2011	New Orleans	9	115	1
Stewart, Jonathan	12/8/2008	Tampa Bay	15	115	2
Davis, Stephen	11/30/2003	Philadelphia	23	115	0
Williams, DeAngelo	11/19/2006	St. Louis	20	114	0
Lane, Fred	11/30/1997	New Orleans	13	112	1
Davis, Stephen	9/7/2003	Jacksonville	22	111	0
Johnson, Anthony	12/1/1996	Tampa Bay	26	111	1
Stewart, Jonathan	11/13/2017	Miami	17	110	0
Stewart, Jonathan	10/18/2009	at Tampa Bay	17	110	1
Stewart, Jonathan	12/20/2009	Minnesota	25	109	1
Biakabutuka, Tshimanga	12/27/1998	at Indianapolis	25	109	1
Williams, DeAngelo	12/21/2008	at New York Giants	24	108	4
Williams, DeAngelo	10/26/2008	Arizona	17	108	1
Goings, Nick	12/12/2004	St. Louis	31	108	1
Newton, Cam	10/13/2014	at Cincinnati	17	107	1
Foster, DeShaun	10/8/2006	Cleveland	24	106	0
Goings, Nick	11/28/2004	Tampa Bay	23	106	0
Foster, DeShaun	10/1/2006	New Orleans	16	105	1
Davis, Stephen†	1/3/2004	Dallas	26	104	1
Biakabutuka, Tshimanga	10/26/1997	Atlanta	23	104	2
Johnson, Anthony†	1/5/1997	Dallas	26	104	0
Stewart, Jonathan	12/10/2017	Minnesota	16	103	3
Biakabutuka, Tshimanga	10/8/2000	Seattle	23	103	0
Biakabutuka, Tshimanga	12/13/1998	Washington	17	103	1
Stewart, Jonathan	11/22/2015	Washington	21	102	0
Foster, DeShaun	12/24/2006	at Atlanta	28	102	0
Johnson, Anthony	10/6/1996	at Minnesota	23	102	1
Williams, DeAngelo	11/23/2008	at Atlanta	19	101	1
Lane, Fred	11/1/1998	New Orleans	35	101	1
Whittaker, Fozzy	9/18/2016	San Francisco	16	100	0
Newton, Cam	12/20/2015	at New York Giants	8	100	0
Goodson, Mike	11/14/2010	at Tampa Bay	23	100	0
Lane, Fred	9/13/1998	at New Orleans	18	100	0

## 300-YARD PASSING GAMES

Player	Date	Opponent	Att	Cmp	Yds	TD	Int
Newton, Cam	9/18/2011	Green Bay	46	28	432	1	3
Weinke, Chris	12/10/2006	New York Giants	61	34	423	1	3
Newton, Cam	9/11/2011	at Arizona	37	24	422	2	1
Newton, Cam	10/2/2011	at Chicago	46	27	374	1	1
Beuerlein, Steve	12/12/1999	at Green Bay	42	29	373	3	0
Beuerlein, Steve	12/18/1999	San Francisco	38	27	368	4	0
Delhomme, Jake	10/15/2006	at Baltimore	39	24	365	2	2
Beuerlein, Steve	9/10/2000	at San Francisco	32	24	364	3	1
Delhomme, Jake	10/19/2003	Tennessee	49	31	362	2	0
Newton, Cam	10/8/2017	at Detroit	33	26	355	3	0
Newton, Cam	9/18/2016	San Francisco	40	24	353	4	1
Newton, Cam †	1/7/2018	at New Orleans	40	24	349	2	0
Delhomme, Jake	10/30/2005	Minnesota	30	21	341	3	0
Newton, Cam	12/20/2015	at New York Giants	45	25	340	5	0
Delhomme, Jake	12/18/2004	at Atlanta	35	24	340	2	1
Newton, Cam†	1/24/2016	Arizona	28	19	335	2	1
Collins, Kerry	11/26/1995	at New Orleans	46	17	335	3	4
Beuerlein, Steve	10/3/1999	at Washington	47	23	334	1	1
Beuerlein, Steve	10/8/2000	Seattle	39	27	332	2	1
Newton, Cam	12/6/2015	at New Orleans	41	28	331	5	1
Reich, Frank	9/3/1995	at Atlanta	44	23	329	2	0
Collins, Kerry	9/21/1997	Kansas City	47	24	328	1	4
Collins, Kerry	12/8/1996	at San Francisco	37	22	327	3	0

ADMINISTRATION  
& COACHES

VETERANS

ROOKIES

2017 IN REVIEW

RECORDS

TEAM HISTORY

REFERENCE

# SINGLE-GAME BESTS

## 300-YARD PASSING GAMES continued

Player	Date	Opponent	Att	Cmp	Yds	TD	Int
Delhomme, Jake	10/25/2009	Buffalo	44	27	325	0	3
Delhomme, Jake†	2/1/2004	New England	33	16	323	3	0
Newton, Cam	10/16/2016	at New Orleans	47	27	322	2	1
Beuerlein, Steve	1/2/2000	New Orleans	41	22	322	5	0
Delhomme, Jake†	1/15/2006	at Chicago	33	24	319	3	1
Peete, Rodney	12/8/2002	Cincinnati	29	21	319	3	1
Delhomme, Jake	11/16/2003	Washington	30	20	317	0	2
Newton, Cam	10/1/2017	at New England	29	22	316	3	1
Delhomme, Jake	9/16/2007	Houston	41	27	316	3	1
Newton, Cam	9/27/2015	New Orleans	31	20	315	2	0
Newton, Cam	10/28/2012	at Chicago	39	20	314	0	2
Weinke, Chris	12/23/2001	St. Louis	51	24	312	1	0
Peete, Rodney	11/10/2002	New Orleans	40	23	310	2	1
Peete, Rodney	9/15/2002	Detroit	32	21	310	1	0
Beuerlein, Steve	10/22/2000	San Francisco	44	28	309	3	0
Collins, Kerry	10/29/1995	at New England	45	25	309	2	1
Delhomme, Jake	10/3/2004	Atlanta	38	23	308	0	2
Delhomme, Jake	9/20/2009	at Atlanta	41	25	308	1	1
Moore, Matt	10/24/2010	San Francisco	41	28	308	2	1
Newton, Cam	10/6/2013	at Arizona	39	21	308	0	3
Delhomme, Jake	1/2/2005	New Orleans	50	24	307	2	0
Newton, Cam	11/10/2014	at Philadelphia	40	25	306	2	3
Newton, Cam	11/26/2012	at Philadelphia	28	18	306	2	0
Delhomme, Jake	11/14/2004	at San Francisco	34	19	303	3	0
Newton, Cam	9/9/2012	at Tampa Bay	33	23	303	1	2
Collins, Kerry	10/4/1998	at Atlanta	38	20	302	3	2
Newton, Cam	12/19/2016	at Washington	37	21	300	2	0
Beuerlein, Steve	10/17/1999	at San Francisco	36	23	300	4	3

## OPPONENTS' 100-YARD RECEIVING GAMES

Player	Date	Opponent	Rec	Yds	TD
Jones, Julio	10/2/2016	at Atlanta	12	300	1
Gardner, Rod	10/21/2001	at Washington	6	208	1
Bryant, Antonio	12/8/2008	Tampa Bay	9	200	2
Jones, Julio	12/27/2015	at Atlanta	9	178	1
Sharpe, Shannon	11/9/1997	at Denver	8	174	0
Cooks, Brandin	10/16/2016	New Orleans	7	173	1
White, Roddy	9/30/2012	at Atlanta	8	169	2
Wayne, Reggie	10/28/2007	Indianapolis	7	168	1
Fitzgerald, Larry†	1/10/2009	Arizona	8	166	1
Freeman, Antonio	12/14/1997	Green Bay	10	166	2
Brown, Tim	11/2/1997	Oakland	10	163	0
Boldin, Anquan	10/9/2005	at Arizona	10	162	1
Horn, Joe	12/5/2004	at New Orleans	8	160	2
Holt, Torry	12/12/2004	St. Louis	6	151	1
Horn, Joe	12/2/2001	at New Orleans	13	150	1
Jackson, Vincent	10/4/2015	at Tampa Bay	10	147	1
Hakim, Az-Zahir	11/5/2000	at St. Louis	8	147	1
Anderson, Robby	11/26/2017	at New York Jets	6	146	2
Irvin, Michael	10/11/1998	at Dallas	6	146	0
Colston, Marques	1/1/2012	at New Orleans	7	145	2
Moulds, Eric	10/25/1998	Buffalo	5	145	2
Branch, Deion†	2/1/2004	at New England	10	143	1
Fryar, Irving	10/27/1996	at Philadelphia	7	143	0
Graham, Jimmy	10/18/2015	at Seattle	8	140	0
Westbrook, Michael	10/3/1999	at Washington	8	140	2
Smith, Steve	9/28/2014	at Baltimore	7	139	2
Matthews, Jordan	11/10/2014	at Philadelphia	7	138	2
Barden, Ramses	9/20/2012	New York Giants	9	138	0
Carter, Cris	11/19/2000	at Minnesota	8	138	1
Boldin, Anquan†	1/12/2014	San Francisco	8	136	0
Fitzgerald, Larry	10/9/2005	at Arizona	9	136	1
Thomas, Demaryius	11/11/2012	Denver	9	135	0
Pittman, Michael	11/28/2004	Tampa Bay	8	134	2

ADMINISTRATION  
& COACHES

VETERANS

ROOKIES

2017 IN REVIEW

RECORDS

TEAM HISTORY

REFERENCE

# SINGLE-GAME BESTS

## OPPONENTS' 100-YARD RECEIVING GAMES *continued*

Player	Date	Opponent	Rec	Yds	TD
Connell, Albert	10/3/1999	at Washington	5	134	2
Colston, Marques	10/1/2006	New Orleans	5	132	1
Thomas, Michael†	1/7/2018	at New Orleans	8	131	0
Holt, Torry	11/5/2000	at St. Louis	4	130	0
Graham, Jimmy	10/9/2011	New Orleans	8	129	0
Kearse, Jermaine†	1/10/2014	at Seattle	3	129	1
Rice, Jerry	12/8/1996	at San Francisco	10	129	1
Sproles, Darren	9/16/2012	New Orleans	13	128	0
White, Roddy	9/23/2007	at Atlanta	7	127	1
Wallace, Mike	11/24/2013	at Miami	5	127	1
Boston, David	12/30/2001	Arizona	7	127	2
Rice, Jerry	9/22/1996	San Francisco	10	127	0
Colston, Marques	12/8/2013	at New Orleans	9	125	2
Fitzgerald, Larry	12/19/2010	Arizona	9	125	0
Colston, Marques	12/28/2008	at New Orleans	7	123	1
Owens, Terrell	10/17/2004	at Philadelphia	4	123	0
Mathis, Terance	9/1/1996	Atlanta	4	123	0
Wayne, Reggie	11/27/2011	at Indianapolis	5	122	1
Hakim, Az-Zahir	4/5/1999	St. Louis	4	122	2
Cobb, Randall	10/19/2014	at Green Bay	6	121	1
Moore, Lance	12/30/2012	at New Orleans	4	121	0
Rice, Jerry	12/10/1995	San Francisco	6	121	0
Sanu, Mohamed	10/12/2014	at Cincinnati	10	120	1
Johnson, Andre	9/16/2007	Houston	7	120	2
Burress, Plaxico	12/15/2002	at Pittsburgh	6	120	1
Harrison, Marvin	10/12/2003	at Indianapolis	8	119	0
Jones, Julio	11/5/2017	Atlanta	6	118	0
McCardell, Keenan	11/9/2003	Tampa Bay	9	118	1
Owens, Terrell	10/7/2001	at San Francisco	8	118	2
White, Roddy	12/9/2012	Atlanta	9	117	1
Levens, Dorsey†	1/12/1997	at Green Bay	5	117	1
Celek, Brent	11/10/2014	at Philadelphia	5	116	0
Bryant, Antonio	12/6/2009	Tampa Bay	5	116	0
Bruce, Isaac†	1/10/2004	at St. Louis	7	116	0
Connell, Albert	12/13/1998	Washington	8	116	1
Ginn Jr., Ted†	1/7/2018	at New Orleans	4	115	1
Graham, Jimmy	12/30/2012	at New Orleans	9	115	1
Fitzgerald, Larry	10/26/2008	Arizona	7	115	0
Smith, Jimmy	9/19/1999	Jacksonville	10	115	0
Hilliard, Ike	9/30/2007	Tampa Bay	7	114	0
Ochocinco, Chad	12/8/2002	Cincinnati	6	114	0
Garner, Charlie	10/22/2000	San Francisco	7	112	0
Copeland, Russell	9/10/1995	at Buffalo	2	112	1
Jackson, DeSean	12/19/2016	at Washington	7	111	0
Johnson, Stevie	9/15/2013	at Buffalo	8	111	1
Stallworth, Donte'	12/4/2006	at Philadelphia	4	111	1
Bruce, Isaac	12/5/1999	St. Louis	6	111	0
Rice, Jerry	11/5/1995	at San Francisco	8	111	0
Crabtree, Michael	11/27/2016	at Oakland	8	110	0
Kearse, Jermaine†	1/17/2016	Seattle	11	110	2
Mills, Ernie	10/11/1998	at Dallas	5	110	1
Dawkins, Sean	9/13/1998	at New Orleans	5	110	1
Owens, Terrell	12/8/1996	at San Francisco	5	110	1
Bruce, Isaac	11/12/1995	at St. Louis	9	110	1
Harris, Jackie	10/1/1995	Tampa Bay	5	108	0
Evans, Mike	12/24/2017	Tampa Bay	6	107	0
Williams, Damian	11/13/2011	Tennessee	5	107	1
Owens, Terrell	10/29/2006	Dallas	9	107	0
Chrebet, Wayne	11/29/1998	at New York Jets	7	107	2
Mathis, Terance	10/26/1997	Atlanta	8	107	0
Moss, Randy	11/19/2000	at Minnesota	5	106	1
Kearse, Jermaine	11/26/2017	at New York Jets	7	105	1
Thielen, Adam	12/10/2017	Minnesota	6	105	1
Forte, Matt	10/5/2014	Chicago	12	105	1
Doucet, Early	9/11/2011	at Arizona	3	105	1
Welker, Wes	12/13/2009	at New England	10	105	0
Pollard, Marcus	10/16/2005	at Detroit	3	105	0
Cooks, Brandin	12/6/2015	at New Orleans	6	104	1

ADMINISTRATION  
& COACHES

VETERANS

ROOKIES

2017 IN REVIEW

RECORDS

TEAM HISTORY

REFERENCE

# SINGLE-GAME BESTS

White, Roddy	12/28/2014	at Atlanta	8	104	0
Jones, Julio	12/11/2011	Atlanta	3	104	2
Wallace, Mike	12/23/2010	at Pittsburgh	4	104	1
Finneran, Brian	11/24/2002	Atlanta	4	104	0
Galloway, Joey	10/13/2002	at Dallas	3	104	1
Poole, Keith	1/2/2000	New Orleans	6	104	0
Williamson, Troy	9/17/2006	at Minnesota	6	102	0
Stallworth, Donte'	12/18/2005	at New Orleans	5	102	1
Johnson, Keyshawn	9/14/2003	at Tampa Bay	9	102	0
Gadsden, Oronde	11/4/2001	at Miami	5	102	0
Dwight, Tim	11/28/1999	Atlanta	5	102	0
Dawkins, Sean	11/1/1998	New Orleans	6	102	0
Mathis, Terance	12/17/1995	Atlanta	8	102	0
Henderson, Devery	10/7/2007	at New Orleans	4	101	0
Clayton, Mark	10/15/2006	at Baltimore	5	101	2
Wilson, Cedrick	11/14/2004	at San Francisco	5	101	0
Horn, Joe	11/10/2002	New Orleans	6	101	0
Bruce, Isaac	9/17/1995	St. Louis	5	100	0
† POSTSEASON					

## OPPONENTS' 100-YARD RUSHING GAMES

Player	Date	Opponent	Rsh	Yds	TD
Ward, Derrick	12/21/2008	at New York Giants	15	215	0
Forte, Matt	10/2/2011	at Chicago	25	205	1
Faulk, Marshall	12/23/2001	St. Louis	30	202	2
Alexander, Shaun	10/31/2004	at Seattle	32	195	1
Jones, Julius	12/24/2005	Dallas	34	194	2
Droughns, Reuben	10/10/2004	at Denver	30	193	0
Faulk, Marshall	11/11/2001	at St. Louis	15	183	2
Brown, Bryce	11/26/2012	at Philadelphia	19	178	2
Forte, Matt	10/10/2010	Chicago	22	166	2
Martin, Curtis	10/28/2001	New York Jets	27	159	0
Bell, Le'Veon	9/21/2014	Pittsburgh	21	147	0
Williams, Ricky	10/14/2001	New Orleans	31	147	1
Candidate, Trung	11/11/2001	at St. Louis	16	145	1
Williams, Ricky	10/15/2000	at New Orleans	38	144	2
Vick, Michael	12/7/2003	at Atlanta	14	141	1
Hearst, Garrison	9/29/1997	San Francisco	28	141	1
Allen, Terry	8/31/1997	Washington	25	141	2
Smith, Kevin	11/20/2011	at Detroit	16	140	2
McAlister, Deuce	1/2/2005	New Orleans	28	140	1
Staley, Duce	11/7/1999	Philadelphia	17	140	1
Turner, Michael	10/16/2011	at Atlanta	27	139	2
Hearst, Garrison	12/6/1998	San Francisco	20	139	1
Martin, Doug	11/18/2012	Tampa Bay	24	138	0
Bernard, Giovani	10/12/2014	at Cincinnati	18	137	1
Bettis, Jerome	12/26/1999	at Pittsburgh	33	137	1
Dunn, Warrick	12/18/2004	at Atlanta	28	134	1
Davis, Stephen	9/3/2000	at Washington	23	133	1
Taylor, Fred	12/9/2007	at Jacksonville	18	132	1
Parker, Willie	12/17/2006	Pittsburgh	23	132	1
Dunn, Warrick	9/10/2006	Atlanta	29	132	0
Alexander, Shaun†	1/22/2006	at Seattle	34	132	2
Brown, Ronnie	9/25/2005	at Miami	23	132	1
Smith, Emmitt	10/1/2000	Dallas	24	132	1
Hillis, Peyton	11/28/2010	at Cleveland	26	131	3
Johnson, Chris	11/13/2011	Tennessee	27	130	1
Charles, Jamal	12/2/2012	at Kansas City	27	127	0
Ivory, Chris	1/1/2012	at New Orleans	19	127	1
Abdul-Jabbar, Karim	11/15/1998	Miami	25	127	1
McAlister, Deuce	10/5/2003	New Orleans	23	124	0
Stewart, James	9/19/1999	Jacksonville	27	124	2
Jones-Drew, Maurice	9/25/2011	Jacksonville	24	122	0
Smith, Robert	10/12/1997	at Minnesota	23	120	1
Williams, Ricky	11/19/2009	Miami	22	119	2
Green, Ahman	9/13/2004	Green Bay	33	119	2
Blount, LeGarrette	9/21/2014	Pittsburgh	1	118	1
Faulk, Marshall	12/5/1999	St. Louis	22	118	0
Turner, Michael	11/23/2008	at Atlanta	24	117	4
McAlister, Deuce	12/29/2002	at New Orleans	28	117	0



# SINGLE-GAME BESTS

## OPPONENTS' 100-YARD RUSHING GAMES *continued*

Player	Date	Opponent	Rsh	Yds	TD
Anderson, Jamal	10/4/1998	at Atlanta	31	117	1
Dunn, Warrick	10/12/2008	at Tampa Bay	22	115	0
Brown, Andre	9/20/2012	New York Giants	20	113	2
Taylor, Chester	9/17/2006	at Minnesota	24	113	0
Dillon, Corey	9/26/1999	Cincinnati	20	113	0
Turner, Michael	12/12/2010	Atlanta	28	112	3
Smith, Kevin	11/16/2008	Detroit	24	112	0
Barber, Tiki	12/10/2006	New York Giants	20	112	0
Williams, Carnell	12/11/2005	Tampa Bay	29	112	2
Smith, Emmitt	10/11/1998	at Dallas	21	112	1
Moore, Jerald	12/20/1997	St. Louis	27	112	0
Turner, Michael	11/15/2009	Atlanta	9	111	0
Thomas, Pierre	9/16/2012	New Orleans	9	110	0
Barber, Marion	12/22/2007	Dallas	22	110	1
Martin, Curtis	11/29/1998	at New York Jets	21	110	2
Foster, Arian	12/18/2011	at Houston	16	109	1
Anderson, Jamal	11/3/1996	at Atlanta	22	109	1
Anderson, Jamal	9/1/1996	Atlanta	14	108	0
Jennings, Rashad	12/20/2015	at New York Giants	16	107	1
Rawls, Thomas	12/4/2016	at Seattle	15	106	2
Turner, Michael	9/20/2009	at Atlanta	28	105	1
Salaam, Rashaan	10/8/1995	at Chicago	28	105	0
Betts, Ladell	11/26/2006	at Washington	24	104	0
Davis, Terrell	11/9/1997	at Denver	21	104	0
Spiller, C.J.	9/15/2013	at Buffalo	16	103	0
Turner, Michael	9/30/2012	at Atlanta	13	103	0
Smith, Robert	11/19/2000	at Minnesota	23	103	1
Gore, Frank	10/24/2010	San Francisco	19	102	0
Williams, Ricky	12/2/2001	at New Orleans	27	102	0
Stewart, Kordell	12/22/1996	Pittsburgh	7	102	1
Smith, Robert	10/6/1996	at Minnesota	27	102	0
Rodgers, Jacquizz	10/10/2016	Tampa Bay	30	101	0
Johnson, Rudi	10/22/2006	at Cincinnati	26	101	0
McAlister, Deuce	10/26/2003	at New Orleans	26	101	0
Henry, Travis	12/9/2001	at Buffalo	27	101	1
Ingram, Mark	10/30/2014	New Orleans	30	100	2
White, LenDale	11/4/2007	at Tennessee	31	100	1
Addai, Joseph	10/28/2007	Indianapolis	23	100	2
Duckett, T.J.	9/28/2003	Atlanta	14	100	0
† POSTSEASON					

## OPPONENTS' 300-YARD PASSING GAMES

Player	Date	Opponent	Att	Cmp	Yds	TD	Int
Ryan, Matt	10/2/2016	at Atlanta	37	28	503	4	1
Brees, Drew	10/16/2016	New Orleans	49	34	465	4	1
Green, Trent	11/5/2000	at St. Louis	42	29	431	2	0
Brees, Drew	12/30/2012	at New Orleans	43	29	396	4	1
McCown, Josh	10/9/2005	at Arizona	46	29	394	2	3
Young, Steve	12/8/1996	at San Francisco	41	27	393	3	2
Brees, Drew	1/1/2012	at New Orleans	35	28	389	5	1
Favre, Brett	9/27/1998	Green Bay	45	27	388	5	3
Brees, Drew	12/28/2008	at New Orleans	49	30	386	4	1
Warner, Kurt	10/26/2008	Arizona	49	35	381	2	1
Brees, Drew †	1/7/2018	at New Orleans	33	23	376	2	1
Rodgers, Aaron	11/9/2015	Green Bay	48	25	369	4	1
Ryan, Matt	9/30/2012	at Atlanta	40	25	369	3	1
Winston, Jameis	12/24/2017	Tampa Bay	27	21	367	1	0
Wilson, Russell †	1/17/2016	Seattle	48	31	366	3	2
Palmer, Carson	10/30/2016	Arizona	46	35	363	3	1
Harrington, Joey	9/23/2007	at Atlanta	44	31	361	2	0
Brees, Drew	10/9/2011	New Orleans	45	32	359	2	1
Culpepper, Daunte	11/19/2000	at Minnesota	29	22	357	3	0
Brady, Tom †	2/1/2004	at New England	48	32	354	3	1
Warner, Kurt	12/5/1999	St. Louis	31	22	351	3	2
Brees, Drew	10/1/2006	New Orleans	38	28	349	1	0
Griese, Brian	11/28/2004	Tampa Bay	39	27	347	2	1
Banks, Tony	10/21/2001	at Washington	30	17	346	1	1

ADMINISTRATION  
& COACHES

VETERANS

ROOKIES

2017 IN REVIEW

RECORDS

TEAM HISTORY

REFERENCE

# SINGLE-GAME BESTS

## OPPONENTS' 300-YARD PASSING GAMES *continued*

Player	Date	Opponent	Att	Cmp	Yds	TD	Int
King, Shaun	11/21/2004	Arizona	52	28	343	1	3
Ryan, Matt	12/9/2012	Atlanta	49	34	342	2	1
Detmer, Ty	10/27/1996	at Philadelphia	38	23	342	1	1
Johnson, Brad	9/14/2003	at Tampa Bay	61	34	339	1	1
Johnson, Brad	10/3/1999	at Washington	33	20	337	4	0
Young, Steve	12/10/1995	San Francisco	45	31	336	2	1
Stafford, Matthew	11/20/2011	at Detroit	36	28	335	5	2
Sanchez, Mark	11/10/2014	at Philadelphia	37	20	332	2	0
Bulger, Marc†	1/10/2004	St. Louis	46	27	332	0	3
Brees, Drew	11/8/2009	at New Orleans	35	24	330	1	1
Brooks, Aaron	12/2/2001	at New Orleans	40	26	330	3	1
Flacco, Joe	9/28/2014	at Baltimore	31	22	327	3	0
Grbac, Elvis	11/5/1995	at San Francisco	37	26	327	0	2
Winston, Jameis	1/3/2016	Tampa Bay	47	29	325	0	2
Brees, Drew	9/16/2012	New Orleans	49	31	325	1	2
Toliver, Billy Joe	11/1/1998	New Orleans	48	24	325	2	2
Dalton, Andy	10/12/2014	at Cincinnati	43	33	323	2	2
Freeman, Josh	12/6/2009	Tampa Bay	44	23	321	0	5
Garcia, Jeff	12/8/2008	Tampa Bay	38	24	321	2	0
Griese, Brian	12/26/2004	at Tampa Bay	41	30	321	3	2
Russell Wilson	9/8/2013	Seattle	33	25	320	1	0
Ryan, Matt	12/11/2011	Atlanta	38	22	320	4	0
Roethlisberger, Ben	12/23/2010	at Pittsburgh	32	22	320	1	0
Ryan, Matt	12/31/2017	at Atlanta	45	28	317	1	0
Cousins, Kirk	12/19/2016	at Washington	47	32	315	0	1
Carr, Derek	11/27/2016	at Oakland	38	26	315	2	1
Grbac, Elvis	12/10/2000	at Kansas City	44	31	315	1	2
Chandler, Chris	11/28/1999	Atlanta	42	24	315	4	0
Ryan, Matt	11/5/2017	Atlanta	38	24	313	2	1
Brees, Drew	12/8/2013	at New Orleans	42	30	313	4	0
Garcia, Jeff	12/4/2006	at Philadelphia	39	21	312	3	0
McCown, Luke	9/27/2015	New Orleans	38	31	310	0	1
Tannehill, Ryan	11/24/2013	at Miami	42	28	310	1	1
George, Jeff	12/17/1995	Atlanta	53	29	310	2	2
Kolb, Kevin	9/11/2011	at Arizona	27	18	309	2	0
Rodgers, Aaron	9/18/2011	Green Bay	30	19	308	2	0
Favre, Brett	9/30/2001	Green Bay	39	25	308	3	2
McCown, Josh	11/26/2017	at New York Jets	36	19	307	3	0
Brady, Tom	10/1/2017	at New England	45	32	307	2	0
Garcia, Jeff	10/22/2000	San Francisco	39	25	307	2	1
Ryan, Matt	12/27/2015	at Atlanta	30	23	306	1	0
Garcia, Jeff	11/18/2001	San Francisco	54	34	305	3	2
George, Jeff	11/2/1997	Oakland	38	24	304	2	1
Favre, Brett	10/3/2005	Green Bay	47	28	303	4	1
Garcia, Jeff	12/18/1999	San Francisco	46	29	303	2	1
Favre, Brett	12/12/1999	at Green Bay	38	26	302	2	1
Manning, Peyton	11/11/2012	Denver	38	27	301	1	0
Flacco, Joe	11/21/2010	Baltimore	33	24	301	1	0

† POSTSEASON

ADMINISTRATION  
& COACHES

VETERANS

ROOKIES

2017 IN REVIEW

RECORDS

TEAM HISTORY

REFERENCE

# CAREER LEADERS

## RECEIVING YARDS

	Years	Rec	Yds	Avg	Long	TDs	100-yd. gms.
Smith, Steve	2001-2013	836	12,197	14.6	80t	67	43
Muhammad, Muhsin	1996-04; 2008-09	696	9,255	13.3	72t	50	27
Olsen, Greg	2011-2017	445	5,575	12.5	78t	33	10
Walls, Wesley	1996-2002	324	3,902	12.0	54	44	3
Carrier, Mark	1995-1998	176	2,547	14.5	66t	13	5
Benjamin, Kelvin	2014-2017	168	2,424	14.4	51	18	5
LaFell, Brandon	2010-2013	167	2,385	14.3	91t	13	2
Ginn Jr., Ted	2013, 2015-2016	134	2,047	15.3	88t	19	2
Hayes, Donald	1998-2001	132	1,855	14.1	56t	7	2
Funchess, Devin	2015-2017	117	1,684	14.4	52	16	2
Ismail, Raghib	1996-1998	117	1,657	14.2	62	10	5
Williams, DeAngelo	2006-2014	178	1,621	9.1	72t	7	1
Green, Willie	1995-1996	93	1,496	16.1	89t	9	5
Colbert, Keary	2004-2007	109	1,424	13.1	63	7	2
Mangum, Kris	1997-2006	151	1,424	9.4	35	9	0
Proehl, Ricky	2003-2005	86	1,327	15.4	69	8	2
Stewart, Jonathan	2008-2017	162	1,295	8.0	55t	7	1
Jeffers, Patrick	1999-2001	77	1,209	15.7	88t	12	5
Cotchery, Jerricho	2014-2015	87	1,065	12.2	59	4	0
Hoover, Brad	2000-2009	145	1,046	7.2	34	6	0
Brown, Corey	2014-2016	79	1,019	12.9	47t	7	0
Foster, DeShaun	2002-2007	126	996	7.9	47	4	0
Carter, Drew	2004-2007	71	977	13.8	49	8	2
King, Jeff	2006-2010	112	923	8.2	31	9	0
Byrd, Isaac	2000-2002	73	897	12.3	42	4	0
Rosario, Dante	2007-2010	82	894	10.9	54	5	0
Goings, Nick	2001-2008	110	880	8.0	37	3	0
Johnson, Anthony	1995-1999	103	816	7.9	55	2	0
Johnson, Keyshawn	2006	70	815	11.6	40	4	1
Dickson, Ed	2014-2017	67	807	12.0	64	5	1
Carruth, Rae	1997-1999	62	804	13.0	52	4	2
Biakabutuka, Tshimanga	1996-2001	77	789	10.2	47	3	0
Tolbert, Mike	2012-2016	94	771	8.2	40	6	0
McCaffrey, Christian	2017	80	651	8.1	37	5	1
Gettis, David	2010-2012	37	508	13.7	88	3	1
Naanee, Legedu	2011	44	467	10.6	28	1	0
Shockey, Jeremy	2011	37	455	12.3	29	4	0
Guliford, Eric	1995	29	444	15.3	49	1	0
Jarrett, Dwayne	2007-2010	35	428	12.2	30t	1	0
Floyd, William	1998-2000	62	416	6.7	25	2	0
Bersin, Brenton	2014-2017	32	415	13.0	30	1	0
Whittaker, Fozzy	2014-2017	47	397	8.4	28t	2	0
Murphy, Louis	2012	25	336	13.4	55	1	0
Gaines, Michael	2004-2006	31	335	10.8	38	2	0
Goodson, Mike	2009-2011	43	329	7.7	32	0	0
Barnidge, Gary	2008-2012	18	320	17.8	55	1	0
Griffith, Howard	1995-1996	38	286	7.5	21	2	0
Greene, Scott	1996-1997	42	284	6.8	25	2	0
Lane, Fred	1997-1999	43	275	6.4	23	0	0
Hankton, Karl	2000-2006	20	267	13.4	31	0	0
Christian, Bob	1995-1996	29	255	8.8	23	1	0
Hetherington, Chris	1999-2001	37	240	6.5	19	1	0
Davis, Stephen	2003-2005	21	236	11.2	25	0	0
Shepard, Russell	2017	17	202	11.9	40t	1	0
Avant, Jason	2014	21	201	9.6	22	1	0
Oliver, Winslow	1996-1998	21	191	9.1	29	0	0
Hackett, DJ	2008	13	181	13.9	37	0	0
Metzelaars, Pete	1995	20	171	8.6	27	3	0
Smith, Lamar	2002	20	167	8.4	58	0	0
Broughton, Luther	1997-1998; 2001	8	164	20.5	68t	1	0
Seidman, Mike	2003-2006	18	158	8.8	27	2	0
Beebe, Don	1995	14	152	10.9	24	1	0
Metcalf, Eric	1999	11	133	12.1	33	0	0
Sutton, Tyrell	2009-2010	18	132	7.3	14	0	0
Mills, Ernie	1997	11	127	11.5	37	1	0
Wiggins, Jermaine	2002-2003	16	125	7.8	23	2	0
Byrd, Damiere	2016-2017	11	121	11.0	21	2	0
Edwards, Armanti	2010-2013	5	121	24.2	82	0	0
Samuel, Curtis	2017	15	115	7.7	23	0	0
Clowney, David	2010	6	102	17.0	31	0	0
Huntley, Richard	2001	21	101	4.8	23	1	0
Brown, Dee	2002	17	86	5.1	15	1	0
Gardner, Rod	2005	9	84	9.3	15	1	0

ADMINISTRATION  
& COACHES

VETERANS

ROOKIES

2017 IN REVIEW

RECORDS

TEAM HISTORY

REFERENCE

# CAREER LEADERS

ADMINISTRATION  
& COACHES

VETERANS

ROOKIES

2017 IN REVIEW

RECORDS

TEAM HISTORY

REFERENCE

## RECEIVING YARDS continued

	Years	Rec	Yds	Avg	Long	TDs	100-yd. gms.
Workman, Vince	1995	13	74	5.7	14	0	0
Artis-Payne, Cameron	2015-2017	7	71	10.1	20	0	0
Moore, Kenny	2008-2009	6	59	9.8	22	0	0
Clay, Kaelin	2017	5	57	11.4	15	0	0
Crawford, Casey	2000-2001	5	57	11.4	16	1	0
Hixon, Domenik	2013	7	55	7.9	14t	1	0
Kinchen, Brian	1999-2000	6	52	8.7	26t	2	0
Rasby, Walter	1995-1997	6	48	8.0	15	0	0
Uwaezuoke, Iheanyi	2000	4	46	11.5	21	0	0
Williams, Brandon	2013-2015	4	44	11.0	16	0	0
Pilares, Kealoha	2011-2012	2	42	21.0	36t	1	0
Bates, Michael	1996-2000	6	40	6.7	23	0	0
Fauria, Christian	2007	5	39	7.8	16	2	0
Biddle, Tye	2006	3	37	12.3	22	0	0
Robinson, Ryne	2007-2008	4	35	8.8	12	0	0
Fiammetta, Tony	2009-2010	5	34	6.8	11	0	0
Newton, Cam	2011-2017	1	33	33.0	27	0	0
Campbell, Matt	1995-2000	3	32	10.7	12	0	0
Jones, Mark	2008	2	32	16.0	19	0	0
Reaves, Darrin	2014	5	31	6.2	16	0	0
Hartssock, Ben	2011-2013	2	30	15.0	25	0	0
Manhertz, Chris	2016-2017	3	27	9.0	11	0	0
Brockel, Richie	2011-2015	4	25	6.3	12	0	0
Felton, Jerome	2011	2	24	12.0	17	0	0
Thomas, Blair	1995	3	24	8.0	14	0	0
Tillman, Lawyer	1995	2	22	11.0	12	0	0
Webb, Joe	2014-2016	2	19	9.5	16	0	0
Stone, Dwight	1995-1998	2	18	9.0	11	0	0
Smart, Rod	2002-2005	4	16	4.0	5	0	0
Dyson, Kevin	2003	2	15	7.5	9	0	0
Haynes, Alex	2007	3	14	4.7	6	0	0
Moore, Derrick	1995	4	12	3.0	5	0	0
Simonson, Scott	2015-2017	1	10	10.0	10	0	0
Adams, Joe	2012	1	7	7.0	7	0	0
Barner, Kenjon	2013	2	7	3.5	5	0	0
Martin, Charly	2009-2010	1	6	6.0	6	0	0
Shelton, Eric	2006	1	6	6.0	6	0	0
Ajirotutu, Seyi	2011	1	4	4.0	4	0	0
Craig, Dameyune	1999-2001	2	4	2.0	4	0	0
Dennis, Mark	1995-1996	1	3	3.0	3	0	0
Gross, Jordan	2003-13	0	1	0.0	1	0	0
Collins, Kerry	1995-1998	1	-11	-11.0	-11	0	0
<b>TOTAL</b>		<b>6,711</b>	<b>80,202</b>	<b>12.0</b>	<b>91t</b>	<b>477</b>	<b>130</b>

## RUSHING YARDS

	Years	Rsh	Yds	Avg	Long	TDs	100-yd. gms.
Stewart, Jonathan	2008-2017	1,699	7,318	4.3	69t	51	16
Williams, DeAngelo	2006-2014	1,432	6,846	4.8	77	46	18
Newton, Cam	2011-2017	828	4,320	5.2	72t	54	3
Foster, DeShaun	2002-2007	851	3,336	3.9	71	10	7
Biakabutuka, Tshimanga	1996-2001	611	2,530	4.1	67t	14	7
Davis, Stephen	2003-2005	522	2,085	4.0	40	20	7
Lane, Fred	1997-1999	502	2,001	4.0	50	13	6
Johnson, Anthony	1995-1999	482	1,795	3.7	29	7	6
Goings, Nick	2001-2008	400	1,470	3.7	57t	6	5
Tolbert, Mike	2012-2016	289	992	3.4	29	13	0
Hoover, Brad	2000-2009	284	961	3.4	35	3	1
Moore, Derrick	1995	195	740	3.8	53t	4	2
Smith, Lamar	2002	209	737	3.5	59	7	1
Huntley, Richard	2001	165	665	4.0	25	2	1
Whittaker, Fozzy	2014-2017	121	536	4.4	25	2	1
Goodson, Mike	2009-2011	125	501	4.0	45	3	2
McCaffrey, Christian	2017	117	435	3.7	40	2	0
Artis-Payne, Cameron	2015-2017	99	422	4.3	43	4	0
Smith, Steve	2001-2013	57	387	6.8	39	2	0
Brown, Dee	2002	102	360	3.5	24	4	1
Beuerlein, Steve	1996-2000	109	305	2.8	20	3	0
Delhomme, Jake	2003-2009	152	260	1.7	13	5	0
Collins, Kerry	1995-1998	107	217	2.0	21	4	0
Griffith, Howard	1995-1996	77	204	2.6	15	2	0
Ginn Jr., Ted	2013, 2015-2016	22	187	8.5	43	0	0
Oliver, Winslow	1996-1998	48	183	3.8	16	0	0
Floyd, William	1998-2000	79	182	2.3	16	7	0

# CAREER LEADERS

## RUSHING YARDS continued

	Years	Rsh	Yds	Avg	Long	TDs	100-yd. gms.
Christian, Bob	1995-1996	41	158	3.9	17	0	0
Greene, Scott	1996-1997	45	157	3.5	10t	1	0
Ismail, Raghib	1996-1998	15	154	10.3	36	1	0
Weinke, Chris	2001-2006	54	148	2.7	23	6	0
Brown, Corey	2014-2016	16	139	8.7	28	0	0
Sutton, Tyrell	2009-2010	25	139	5.6	32	0	0
Workman, Vince	1995	35	139	4.0	14	1	0
LaFell, Brandon	2010-2013	6	110	18.3	60	0	0
Fasani, Randy	2002	18	95	5.3	19	0	0
Thomas, Blair	1995	22	90	4.1	13	0	0
Hetherington, Chris	1999-2001	30	84	2.8	14	2	0
Reaves, Darrin	2014	31	78	2.5	9	0	0
Muhammad, Muhsin	1996-2004	11	64	5.8	20	0	0
Samuel, Curtis	2017	4	64	16.0	31	0	0
Baldwin, Randy	1995	23	61	2.7	9	0	0
Smart, Rod	2002-2005	27	61	2.3	6	0	0
Carr, David	2007	17	59	3.5	15	0	0
Clausen, Jimmy	2010-2012	23	57	2.5	11	0	0
Harris, Joey	2004	15	53	3.5	19	0	0
Ogbonnaya, Chris	2014	14	50	3.6	9	1	0
Robertson, Jamal	2004-2005	14	41	2.9	11	1	0
Philyaw, Dino	1996	12	38	3.2	8	1	0
Lewis, Jeff	1999-2000	12	37	3.1	19	0	0
Vaughan, Josh	2010-2011	10	31	3.1	9	1	0
Carruth, Rae	1996-1999	7	27	3.9	6	0	0
Clay, Kaelin	2017	2	27	13.5	29	0	0
Moore, Matt	2007-2010	20	27	1.4	8	0	0
Bates, Michael	1996-2000	8	25	3.1	12	0	0
Craig, Dameyune	1999-2001	5	24	4.8	13	0	0
Shelton, Eric	2005-2006	8	23	2.9	9	0	0
Anderson, Derek	2011-2017	25	22	0.9	8	0	0
Fiammetta, Tony	2009-2010	7	22	3.1	11	0	0
Testaverde, Vinny	2007	9	22	2.4	16	0	0
Metcalf, Eric	1999	2	20	10.0	17	0	0
Montgomery, Joe	2002	7	20	2.9	5	0	0
Shepard, Russell	2017	2	19	9.5	11	0	0
Carter, Drew	2004-2007	2	18	9.0	11	0	0
Bennett, Brandon	2004	6	17	2.8	11	1	0
Pilares, Kealoha	2011-2012	1	17	17.0	5	0	0
Cotchery, Jerricho	2014-2015	1	16	16.0	16	0	0
Jeffers, Patrick	1999-2001	2	16	8.0	23	0	0
Adams, Joe	2012	3	13	4.3	5	0	0
Brockel, Richie	2011-2015	4	13	3.3	7t	1	0
Peete, Rodney	2002-2004	23	13	0.6	10	0	0
Byrd, Damiere	2016-2017	1	12	12.0	12	0	0
Edwards, Armanti	2010-2013	2	12	6.0	7	0	0
Hoard, Leroy	1996	5	11	2.2	5	0	0
Jarrett, Wayne	2007-2010	1	11	11.0	11	0	0
Felton, Jerome	2011	3	10	3.3	4	0	0
Stone, Dwight	1995-1998	2	9	4.5	6	0	0
Lytle, Matt	2001	2	8	4.0	4	0	0
Barner, Kenjon	2013	6	7	1.2	2	0	0
Colbert, Kerry	2004-2007	1	6	6.0	6	0	0
Senn, Jordan	2010-2013	1	5	5.0	5	0	0
Smith, Armond	2012-2013	7	5	0.7	5	0	0
Johnson, Keyshawn	2006	1	4	4.0	4	1	0
Haynes, Alex	2007	3	3	1.0	3	0	0
Murphy, Louis	2012	1	3	3.0	3	0	0
Reich, Frank	1995	1	3	3.0	3	0	0
Basanez, Brett	2006	1	2	2.0	2	0	0
Gettis, David	2010-2012	3	2	0.7	19	0	0
Guliford, Eric	1995	2	2	1.0	1	0	0
Avant, Jason	2014	1	1	1.0	1	0	0
Green, Willie	1995-1996	1	1	1.0	1	0	0
Proehl, Ricky	2003-2005	2	1	0.5	9	0	0
Baker, Jason	2005-2011	1	0	0.0	0	0	0
Poole, Tauren	2014	1	0	0.0	0	0	0
Sauerbrun, Todd	2001-2004	1	0	0.0	0	0	0
Nortman, Brad	2012-2015	1	-1	-1.0	-1	0	0
Webb, Joe	2014-2016	1	-1	-1.0	-1	0	0
Bono, Steve	1999	2	-2	-1.0	-1	0	0
Byrd, Isaac	2000-2002	2	-2	-1.0	-2	0	0
Presley, De'Andre	2014	1	-2	-2.0	-2	0	0

ADMINISTRATION  
& COACHES

VETERANS

ROOKIES

2017 IN REVIEW

RECORDS

TEAM HISTORY

REFERENCE

# CAREER LEADERS

## RUSHING YARDS continued

	Years	Rsh	Yds	Avg	Long	TDs	100-yd. gms.
Rosario, Dante	2007-2010	1	-2	-2.0	-2	0	0
McCown, Josh	2008	4	-3	-0.8	0	0	0
Carrier, Mark	1995-1998	3	-4	-1.3	4	0	0
Hankton, Karl	2000-2006	2	-4	-2.0	2	0	0
Nakamura, Haruki	2012	1	-4	-4.0	-4	0	0
Walter, Ken	1997-2000	5	-5	-1.0	-5	0	0
<b>TOTAL</b>		<b>10,421</b>	<b>42,571</b>	<b>4.1</b>	<b>77</b>	<b>306</b>	<b>82</b>

## PASSING YARDS

	Years	Att	Cmp	Pct	Yds	TD	INT	Sk/Yds	Rtg	300yd
Newton, Cam	2011-2017	3,420	2,001	58.5%	25,074	158	94	256/1,943	85.3	16
Delhomme, Jake	2003-2009	2,669	1,580	59.2%	19,258	120	89	154/1,158	82.6	11
Beuerlein, Steve	1996-2000	1,723	1,041	60.4%	12,690	86	50	191/1,109	87.7	8
Collins, Kerry	1995-1998	1,340	694	51.8%	8,306	47	54	79/515	66.0	5
Weinke, Chris	2001-2006	687	373	54.3%	3,800	14	26	42/267	61.4	2
Peete, Rodney	2002-2004	392	228	58.2%	2,652	15	14	34/212	76.6	3
Moore, Matt	2007-2010	392	227	57.9%	2,640	16	17	28/208	73.9	1
Clausen, Jimmy	2010-2012	299	157	52.5%	1,558	3	9	33/223	58.4	0
Anderson, Derek	2011-2017	168	111	66.1%	1,265	7	5	4/17	90.0	0
Testaverde, Vinny	2007	172	94	54.7%	952	5	6	9/46	65.8	0
Carr, David	2007	136	73	53.7%	635	3	5	13/74	58.3	0
Reich, Frank	1995	84	37	44.0%	441	2	2	12/100	58.7	1
St. Pierre, Brian	2010	28	13	46.4%	173	1	2	3/23	48.7	0
Fasani, Randy	2002	44	15	34.1%	171	0	4	7/60	8.8	0
Lytle, Matt	2001	30	17	56.7%	133	1	3	3/24	39.3	0
Lewis, Jeff	1999-2000	35	18	51.4%	131	0	1	8/57	48.6	0
Trudeau, Jack	1995	17	11	64.7%	100	0	3	2/8	40.9	0
Basanez, Brett	2006-2008	11	6	54.5%	56	0	1	0/0	30.9	0
Pike, Tony	2010	12	6	50.0%	47	0	0	1/10	56.1	0
Guliford, Eric	1995	2	1	50.0%	46	0	1	0/0	60.3	0
Craig, Dameyune	2001	8	4	50.0%	34	0	0	2/15	61.5	0
Naanee, Legedu	2011	1	1	100.0%	27	0	0	0/0	118.0	0
Edwards, Armani	2010-2013	3	2	66.7%	11	0	0	0/0	72.9	0
McCown, Josh	2008-2009	6	1	16.7%	2	0	0	1/6	39.6	0
McCown, Steve	1999	1	0	0.0%	0	0	0	0/0	39.6	0
Brown, Dee	2001-2002	1	0	0.0%	0	0	1	0/0	0.0	0
Floyd, William	1998-2000	1	0	0.0%	0	0	1	0/0	0.0	0
Foster, DeShaun	2002-2005	1	0	0.0%	0	0	0	0/0	39.6	0
Huntley, Richard	2001	1	0	0.0%	0	0	0	1/0	39.6	0
Johnson, Keyshawn	2006	1	0	0.0%	0	0	1	0/0	0.0	0
LaFell, Brandon	2010-2013	1	0	0.0%	0	0	0	0/0	39.6	0
Palardy, Michael	2017	1	0	0.0%	0	0	0	0/0	39.6	0
Proehl, Ricky	2003-2004	1	0	0.0%	0	0	0	0/0	39.6	0
Sauerbrun, Todd	2001-2004	1	0	0.0%	0	0	0	0/0	39.6	0
Smith, Steve	2001-2013	1	0	0.0%	0	0	0	0/0	39.6	0
Walter, Ken	1997-2000	2	0	0.0%	0	0	0	0/0	39.6	0
Workman, Vince	1995	1	0	0.0%	0	0	0	0/0	39.6	0
<b>TOTAL</b>		<b>11,693</b>	<b>6,711</b>	<b>57.4%</b>	<b>80,202</b>	<b>478</b>	<b>389</b>	<b>883/6,075</b>	<b>78.3</b>	<b>47</b>

## SCORING

	Years	TD	TDr	TDp	TDrt	FG	PAT	2pt.	S	Pts
Kasay, John	1995-2010	0	0	0	0	351	429	0	0	1,482
Gano, Graham	2012-2017	0	0	0	0	151	217	0	0	670
Smith, Steve	2001-13	75	2	67	6	0	0	2	0	454
Stewart, Jonathan	2008-2017	58	51	7	0	0	0	0	0	348
Newton, Cam	2011-2017	54	54	0	0	0	0	2	0	328
Williams, DeAngelo	2006-2014	53	46	7	0	0	0	2	0	322
Muhammad, Muhsin	1996-2004, 2008-2009	50	0	50	0	0	0	2	0	304
Walls, Wesley	1996-2002	44	0	44	0	0	0	0	0	264
Olsen, Greg	2011-2017	33	0	33	0	0	0	2	0	202
Davis, Stephen	2003-2005	20	20	0	0	0	0	0	0	120
Ginn Jr., Ted	2013, 2015-2016	19	0	19	0	0	0	0	0	114
Tolbert, Mike	2012-2016	19	13	6	0	0	0	0	0	114
Mare, Olindo	2011	0	0	0	0	22	44	0	0	110
Benjamin, Kelvin	2014-2017	18	0	18	0	0	0	0	0	108
Funchess, Devin	2015-2017	17	0	17	0	0	0	1	0	104
Biakabutuka, Tshimanga	1996-2001	17	14	3	0	0	0	0	0	102
Nedney, Joe	2000	0	0	0	0	26	20	0	0	98
Foster, DeShaun	2002-2007	14	10	4	0	0	0	0	0	84
Carrier, Mark	1995-1998	13	0	13	0	0	0	0	0	78
LaFell, Brandon	2010-2013	13	0	13	0	0	0	0	0	78
Lane, Fred	1997-1999	13	13	0	0	0	0	0	0	78
Jeffers, Patrick	1999-2001	12	0	12	0	0	0	0	0	72

ADMINISTRATION  
& COACHES

VETERANS

ROOKIES

2017 IN REVIEW

RECORDS

TEAM HISTORY

REFERENCE

# CAREER LEADERS

## SCORING continued

	Years	TD	TDr	TDp	TDrt	FG	PAT	2pt.	S	Pts
Ismail, Raghib	1996-1998	11	1	10	0	0	0	0	0	66
Graham, Shayne	2002	0	0	0	0	13	21	0	0	60
Funcness, Devin	2015-2016	9	0	9	0	0	0	1	0	56
Goings, Nick	2001-2008	9	6	3	0	0	0	1	0	56
Johnson, Anthony	1995-1999	9	7	2	0	0	0	1	0	56
Floyd, William	1998-2000	9	7	2	0	0	0	0	0	54
Green, Willie	1995-1996	9	0	9	0	0	0	0	0	54
Hoover, Brad	2000-2009	9	3	6	0	0	0	0	0	54
King, Jeff	2006-2010	9	0	9	0	0	0	0	0	54
Mangum, Kris	1997-2006	9	0	9	0	0	0	0	0	54
Brown, Corey	2014-2016	8	0	7	1	0	0	0	0	48
Carter, Drew	2004-2007	8	0	8	0	0	0	0	0	48
Proehl, Ricky	2003-2005	8	0	8	0	0	0	0	0	48
Cunningham, Richie	1999-2000	0	0	0	0	8	22	0	0	46
Colbert, Keary	2004-2007	7	0	7	0	0	0	1	0	44
Medlock, Justin	2012	0	0	0	0	7	23	0	0	44
McCaffrey, Christian	2017	7	2	5	0	0	0	0	0	42
Hayes, Donald	1998-2001	7	0	7	0	0	0	0	0	42
Smith, Lamar	2002	7	7	0	0	0	0	0	0	42
Dickson, Ed	2014-2017	6	0	5	1	0	0	0	0	36
Weinke, Chris	2001-2006	6	6	0	0	0	0	0	0	36
Bates, Michael	1996-2000	5	0	0	5	0	0	0	0	30
Brown, Dee	2002	5	4	1	0	0	0	0	0	30
Delhomme, Jake	2003-2009	5	5	0	0	0	0	0	0	30
Johnson, Keyshawn	2006	5	1	4	0	0	0	0	0	30
Munnerlyn, Captain	2009-2013, 2017	5	0	0	5	0	0	0	0	30
Rosario, Dante	2007-2010	5	0	5	0	0	0	0	0	30
Collins, Kerry	1995-1998	4	4	0	0	0	0	2	0	28
Cotchery, Jerricho	2014-2015	4	0	4	0	0	0	1	0	26
Artis-Payne, Cameron	2015-2017	4	4	0	0	0	0	0	0	24
Whittaker, Fozzy	2014-2017	4	2	2	0	0	0	0	0	24
Byrd, Isaac	2000-2002	4	0	4	0	0	0	0	0	24
Carruth, Rae	1997-1999	4	0	4	0	0	0	0	0	24
Griffith, Howard	1995-1996	4	2	2	0	0	0	0	0	24
Minter, Mike	1997-2006	4	0	0	4	0	0	0	0	24
Moore, Derrick	1995	4	4	0	0	0	0	0	0	24
Shockey, Jeremy	2011	4	0	4	0	0	0	0	0	24
Beuerlein, Steve	1996-2000	3	3	0	0	0	0	1	0	20
Gamble, Chris	2004-2012	3	0	0	3	0	0	0	0	18
Gettis, David	2010-13	3	0	3	0	0	0	0	0	18
Goodson, Mike	2009-2011	3	3	0	0	0	0	0	0	18
Greene, Scott	1996-1997	3	1	2	0	0	0	0	0	18
Hetherington, Chris	1999-2001	3	2	1	0	0	0	0	0	18
Huntley, Richard	2001	3	2	1	0	0	0	0	0	18
Metzelaars, Pete	1995	3	0	3	0	0	0	0	0	18
Peppers, Julius	2002-2009, 2017	3	0	0	3	0	0	0	0	18
Damiere Byrd	2016-2017	3	0	2	1	0	0	0	0	18
Seidman, Mike	2003-2006	2	0	2	0	0	0	1	0	14
Kuechly, Luke	2012-2017	2	0	0	2	0	0	0	0	12
Coleman, Kurt	2015-2017	2	0	0	2	0	0	0	0	12
Crawford, Casey	2000-2001	2	0	1	1	0	0	0	0	12
Davis, Eric	1996-2000	2	0	1	0	0	0	0	0	12
Evans, Doug	1998-2001	2	0	0	2	0	0	0	0	12
Fauria, Christian	2007	2	0	2	0	0	0	0	0	12
Gaines, Michael	2004-2006	2	2	0	0	0	0	0	0	12
Guliford, Eric	1995	2	0	1	1	0	0	0	0	12
Kinchen, Brian	1999-2000	2	0	2	0	0	0	0	0	12
Manning, Jr., Ricky	2003-2005	2	0	0	2	0	0	0	0	12
Marshall, Richard	2006-2010	2	0	0	2	0	0	0	0	12
Mills, Sam	1995-1997	2	0	0	2	0	0	0	0	12
Murphy, Louis	2012	2	0	1	1	0	0	0	0	12
Norman, Josh	2011-2015	2	0	0	2	0	0	0	0	12
Pilares, Kealoha	2011-2012	2	0	1	1	0	0	0	0	12
Wiggins, Jermaine	2002	2	0	2	0	0	0	0	0	12
Chandler, Jeff	2004	0	0	0	0	0	8	0	0	8
Christian, Bob	1995-1996	1	0	1	0	0	0	2	0	8
Davis, Thomas	2005-2017	0	0	0	1	0	0	0	1	8
Stone, Dwight	1995-1998	1	0	0	1	0	0	0	1	8
Sauerbrun, Todd	2001-2004	0	0	0	0	1	4	0	0	7
Anderson, Rashard	2000-2001	1	0	0	1	0	0	0	0	6
Avant, Jason	2014	1	0	1	0	0	0	0	0	6
Barnidge, Gary	2008-12	1	0	1	0	0	0	0	0	6

ADMINISTRATION  
& COACHES

VETERANS

ROOKIES

2017 IN REVIEW

RECORDS

TEAM HISTORY

REFERENCE

# CAREER LEADERS

ADMINISTRATION  
& COACHES

VETERANS

ROOKIES

2017 IN REVIEW

RECORDS

TEAM HISTORY

REFERENCE

## SCORING continued

	Years	TD	TDr	TDp	TDrt	FG	PAT	2pt.	S	Pts
Beebe, Don	1995	1	0	1	0	0	0	0	0	6
Bennett, Brandon	2004	1	1	0	0	0	0	0	0	6
Bersin, Brenton	2014-2016	1	0	1	0	0	0	0	0	6
Boston, Tre	2014-2016	1	0	0	1	0	0	0	0	6
Brockel, Richie	2011-2015	1	1	0	0	0	0	0	0	6
Broughton, Luther	1997-1998	1	0	1	0	0	0	0	0	6
Clay, Kaelin	2017	1	0	0	1	0	0	0	0	6
Florence, Drayton	2013	1	0	0	1	0	0	0	0	6
Gardner, Rod	2005	1	0	1	0	0	0	0	0	6
Godfrey, Charles	2008-2014	1	0	0	1	0	0	0	0	6
Greene, Kevin	1996; 1998-1999	1	0	0	1	0	0	0	0	6
Harper, Roman	2014-2015	1	0	0	1	0	0	0	0	6
Hitchcock, Jimmy	2000-2001	1	0	0	1	0	0	0	0	6
Hixon, Domenik	2013	1	0	1	0	0	0	0	0	6
Jarrett, Dwayne	2007-2010	1	0	1	0	0	0	0	0	6
King, Shawn	1996-1998	1	0	0	1	0	0	0	0	6
Kragen, Greg	1995-1997	1	0	0	1	0	0	0	0	6
Lucas, Ken	2005-2008	1	0	0	1	0	0	0	0	6
McKyer, Tim	1995	1	0	0	1	0	0	0	0	6
Mills, Ernie	1997	1	0	1	0	0	0	0	0	6
Moorehead, Kindal	2003-07	1	0	0	1	0	0	0	0	6
Naanee, Legedu	2011	1	0	1	0	0	0	0	0	6
Ogbonnaya, Chris	2014	1	1	0	0	0	0	0	0	6
Oliver, Winslow	1996-1998	1	0	0	1	0	0	0	0	6
Philyaw, Dino	1995-1996	1	1	0	0	0	0	0	0	6
Robertson, Jamal	2004-2005	1	1	0	0	0	0	0	0	6
Shepard, Russell	2017	1	0	1	0	0	0	0	0	6
Smart, Rod	2002-2005	1	0	0	1	0	0	0	0	6
Thompson, Shaq	2015-2017	1	0	0	1	0	0	0	0	6
Uwaezuoke, Iheanyi	2000	1	0	0	1	0	0	0	0	6
Vaughan, Josh	2010-2011	1	1	0	0	0	0	0	0	6
Wallace, Al	2002-2006	1	0	0	1	0	0	0	0	6
Wesley, Dante	2002-05; 2007-09	1	0	0	1	0	0	0	0	6
White, Melvin	2013-2014	1	0	0	1	0	0	0	0	6
Witherspoon, Will	2002-2005	1	0	0	1	0	0	0	0	6
Workman, Vince	1995	1	1	0	0	0	0	0	0	6
Hardy, Greg	2010-2014	0	0	0	0	0	0	0	2	4
Hilbert, Jon	2002	0	0	0	0	0	3	0	0	3
Addison, Mario	2012-2017	0	0	0	0	0	0	0	1	2
Applewhite, Antwan	2011-2012	0	0	0	0	0	0	0	1	2
Onatolu, Kenny	2012	0	0	0	0	0	0	0	1	2
Rasby, Walter	1995-1997	0	0	0	0	0	0	1	0	2
Rucker, Mike	1999-2007	0	0	0	0	0	0	0	1	2
Thomas, Hollis	2009	0	0	0	0	0	0	0	1	2
<b>TOTAL</b>		<b>855</b>	<b>308</b>	<b>476</b>	<b>72</b>	<b>579</b>	<b>791</b>	<b>22</b>	<b>9</b>	<b>7727</b>

## INTERCEPTIONS

	Years	INTS	YDS	AVG	LONG	TDs
Gamble, Chris	2004-2012	27	326	12.1	61t	2
Davis, Eric	1996-2000	25	226	9.0	56t	2
Minter, Mike	1997-2006	17	421	24.8	62	4
Kuechly, Luke	2012-2017	15	127	8.5	32t	1
Marshall, Richard	2006-2010	14	315	22.5	73	2
Evans, Doug	1998-2001	14	162	11.6	49	1
Lucas, Ken	2005-2008	13	158	12.2	43	0
Davis, Thomas	2005-2017	13	79	6.1	31	0
Godfrey, Charles	2008-2014	11	179	16.3	38	1
Coleman, Kurt	2015-2017	11	146	13.3	37	2
Grant, Deon	2000-2003	11	137	12.5	43	0
Beason, Jon	2007-2013	9	107	11.9	44	0
Manning, Ricky	2003-2005	9	99	11.0	30	1
Munnerlyn, Captain	2009-2013, 2017	7	230	32.9	74t	5
Norman, Josh	2012-2015	7	172	24.6	46t	2
Maxie, Brett	1995-1996	7	94	13.4	49	0
Witherspoon, Will	2002-2005	7	93	13.3	35	1
Cota, Chad	1995-1997	7	91	13.0	35	0
Mills, Sam	1995-1997	7	86	12.3	36t	1
Martin, Sherrod	2009-2012	7	85	12.1	34	0
Hitchcock, Jimmy	2000-2001	6	181	30.2	88t	1
Peppers, Julius	2002-2009, 2017	6	177	29.5	97	2
Terrell, Pat	1995-1997	6	39	6.5	21	0
Morgan, Dan	2001-2007	5	56	11.2	22	0
Harris, Chris	2007-2009	5	49	9.8	30	0



# CAREER LEADERS

## INTERCEPTIONS continued

	Years	INTS	YDS	AVG	LONG	TDS
Poole, Tyrone	1995-1997	5	43	8.6	35	0
Howard, Reggie	2001-2003	5	37	7.4	16	0
Wallace, Al	2002-2006	4	96	24.0	53	0
Brady, Jeff	1998	4	85	21.3	43	0
Branch, Colin	2003-2006	4	79	19.8	76	0
Mitchell, Mike	2013	4	63	15.8	38	0
Harper, Roman	2014-2015	4	43	10.8	31t	1
Bradberry, James	2016-2017	4	24	6.0	16	0
Boston, Tre	2014-2016	3	113	37.7	84t	1
McKyer, Tim	1995	3	99	33.0	96t	1
McCree, Marlon	2005	3	73	24.3	46	0
White, Melvin	2013-2014	3	32	10.7	23	0
Cook, Toi	1996-1997	3	28	9.3	22	0
Worley, Daryl	2016-2017	3	22	7.3	22	0
Cooper, Deke	2002-2007	3	19	6.3	19	0
Anderson, James	2006-2012	3	6	2.0	5	0
Lester, Robert	2013-2014	3	5	1.7	5	0
Cason, Antoine	2014	2	81	40.5	80	0
Fields, Mark	2002-2004	2	51	25.5	30	0
Adams, Mike	2017	2	42	21.0	40	0
Florence, Drayton	2013	2	40	20.0	38t	1
Nakamura, Haruki	2012	2	39	19.5	21	0
Buckner, Brentson	2001-2005	2	37	18.5	29	0
Alexander, Brent	1998-1999	2	18	9.0	18	0
Greene, Kevin	1996,1998-1999	2	18	9.0	18	0
Wells, Dean	1999-2001	2	15	7.5	14	0
McDaniel, Emmanuel	2002	2	13	6.5	13	0
Jones, Colin	2012-2017	2	10	5.0	10	0
Cousin, Terry	2002	2	4	2.0	4	0
Gilbert, Sean	1998-2002	2	4	2.0	4	0
Benwikere, Bené	2014-2016	2	1	0.5	1	0
Williams, Shaun	2006	2	1	0.5	1	0
Tillman, Charles	2015	2	0	0.0	0	0
Stanford, R.J.	2010-2011	1	53	53.0	53	0
Smith, Rod	1995-1996,1997-1998	1	43	43.0	43	0
Lofton, Steve	1995-1996,1998-1999	1	42	42.0	42	0
DeCoud, Thomas	2014	1	35	35.0	35	0
McDowell, Bubba	1995	1	33	33.0	33	0
Kragen, Greg	1995-1997	1	29	29.0	29	0
Edwards, Dwan	2012-2015	1	27	27.0	27	0
Richardson, Damien	1998-2004	1	27	27.0	27	0
McClain, Robert	2010; 2015-2016	1	24	24.0	24	0
Veland, Tony	1998	1	24	24.0	24	0
Allen, Brian	2002-2004	1	21	21.0	21	0
Senn, Jordan	2009-2013	1	21	21.0	21	0
Nelson, Jonathan	2011	1	20	20.0	20	0
Williams, Teddy	2015-2017	1	19	19.0	19	0
Moorehead, Kindal	2003-2007	1	17	17.0	17	1
Thompson, Shaq	2015-2017	1	12	12.0	12	0
Barrow, Micheal	1997-1999	1	10	10.0	10	0
Burton, Shane	2002-2003	1	10	10.0	10	0
Hawkins, Artrell	2004	1	9	9.0	9	0
Kesler, Thomas	2011-2012	1	9	9.0	9	0
Klein, A.J.	2013-2015	1	8	8.0	8	0
Morton, Christian	2006	1	8	8.0	8	0
Ealy, Kony	2014-2016	1	7	7.0	7	0
McGill, Lenny	1998	1	6	6.0	6	0
Johnson, Ed	2010	1	5	5.0	5	0
Manuel, Marquand	2007	1	4	4.0	4	0
Lloyd, Greg	1998	1	3	3.0	3	0
King, Shawn	1995-1998	1	1	1.0	1	0
Lathon, Lamar	1995-1998	1	1	1.0	1	0
Anderson, Rashard	2000-2001	1	0	0.0	0	0
Brown, Everette	2009-2010	1	0	0.0	0	0
Diggs, Na'il	2006-2009	1	0	0.0	0	0
Navies, Hannibal	2000-2002	1	0	0.0	0	0
Pieri, Damon	1995-1997	1	0	0.0	0	0
Robinson, Eugene	2000	1	0	0.0	0	0
Rucker, Mike	1999-2007	1	0	0.0	0	0
Thomas, Josh	2011-13	1	0	0.0	0	0
Towns, Lester	2000-2003	1	0	0.0	0	0
Williams, Jay	2000-2002	1	0	0.0	0	0
Woodall, Lee	2000	1	0	0.0	0	0
Pugh, Jordan	2010-2011	1	-2	-2.0	-2	0
<b>TOTAL</b>		<b>373</b>	<b>5,276</b>	<b>14.1</b>	<b>97</b>	<b>31</b>

ADMINISTRATION  
& COACHES

VETERANS

ROOKIES

2017 IN REVIEW

RECORDS

TEAM HISTORY

REFERENCE

# CAREER LEADERS

## SPECIAL TEAMS TACKLES

	Years	TOTAL			
Karl Hankton	2000-2006	94	Kealoha Pilares	2011-2013	11
Mike Minter	1997-2006	61	Todd Sauerbrun	2001-2004	11
Michael Bates	1996-2000; 2002	60	Michael Swift	1998-1999	11
Damien Richardson	1998-2003	58	Pat Terrell	1995-1997	11
Richard Marshall	2006-2010	56	Dean Wells	1999-2001	11
Brad Hoover	2000-2009	54	Shaq Thompson	2015-2017	10
Dante Wesley	2002-2005; 2007-2009	54	Brian Kinchen	1999-2000	10
Nick Goings	2001-2008	53	Steve Lofton	1995-1996; 1998-1999	10
Jordan Senn	2009-2013	52	Haruki Nakamura	2012	10
Rod Smart	2002-2005	49	Hannibal Navies	1999-2002	10
Colin Jones	2012-2017	46	Teddy Williams	2015-2017	10
Kemp Rasmussen	2002-2005	45	Jared Norris	2016-2017	9
Chad Cota	1995-1997	44	Chase Blackburn	2013-2014	9
Andre Royal	1995-1997	44	Ray Green	2000	9
Dwight Stone	1995-1998	44	Deveron Harper	2000-2001	9
Vinny Ciurciu	2003-2006	42	Tyrone Poole	1995-1997	9
Jarroo Cooper	2001-2004	40	Mike Scurlock	1999	9
Gary Barnidge	2008-2012	39	Tyrell Sutton	2009-2010	9
Anthony Johnson	1995-1999	38	Steve Tovar	1999	9
Chris Hetherington	1999-2001	35	Josh Vaughan	2010-2011	9
Jason Williams	2010-2011, 2012-2014	31	Leonard Wheeler	1998-1999	9
David Mayo	2015-2017	30	Quinton Culbertson	2009	8
Adam Seward	2005-2008	29	Ed Dickson	2014-2017	8
A.J. Klein	2013-2016	27	Chris Draft	2005-2006	8
Kory Minor	1999-2002	27	Scott Greene	1996-1997	8
Rod Smith	1995-1998	27	Doug Hogue	2012	8
Mario Addison	2012-2017	26	Graham Gano	2012-2017	7
Quinton Teal	2007-2009	26	Nic Harris	2010	7
Lester Towns	2000-2003	26	Brandon Jamison	2006-2007	7
Ben Jacobs	2014-2015; 2016-2017	25	Charly Martin	2009-2010	7
Donte' Curry	2007-2008	24	Emmanuel McDaniel	1996; 2002	7
Dan Connor	2008-2011, 2013	23	Rod Mullen	1999	7
Brandon Short	2004-2005	23	Russell Shepard	2017	7
James Anderson	2006-2012	22	Sean Tufts	2004-2005	7
Ricky Manning, Jr.	2003-2005	22	Brandon Benett	2004	6
Sherrod Martin	2009-2012	21	Luther Broughton	1997-1998; 2001	6
Paul Butcher	1995	20	Jeremy Cash	2016	6
Thomas Davis	2005-2017	20	Terry Cousin	2002-2003	6
Damon Pieri	1995-1997	20	Percell Gaskins	1997	6
Joe Webb	2014-2016	20	Greg Hardy	2010-2014	6
Rashard Anderson	2000	19	Brad Jackson	2002	6
Colin Branch	2003-2006	19	Eddie Jackson	2004	6
Chris Gamble	2004-2012	19	Muhsin Muhammad	1996-2004; 2008-2009	6
Jason Kyle	2001-2008	19	Shawn Price	1995	6
Kris Mangum	1997-2006	18	Armond Smith	2012-2013	6
Kevin McCadam	2006	18	Travares Tillman	2003-2004	6
Marcus Hudson	2010	17	Mike Tolbert	2012-2016	6
Brian Allen	2002-2004	16	Tony Veland	1998	6
Na'il Diggs	2006-2009	16	C.J. Wilson	2007-2010	6
Charles Godfrey	2008-2014	16	Cameron Artis-Payne	2014-2017	5
Eric Norwood	2010-2011	16	Duane Bickett	1996	5
Jason Phillips	2011-2012	16	Juran Bolden	1998	5
J.J. Jansen	2010-2017	15	Bob Christian	1995	5
Reggie Howard	2000-2003; 2006	15	Deke Cooper	2002; 2007	5
Robert McClain	2010; 2015-2016	15	Thomas DeCoud	2014	5
Kinnon Tatum	1997-1998	15	Brett Faryniarz	1995	5
Brent Alexander	1998-1999	14	Andrew Gachkar	2017	5
Richie Brockel	2011-2015	14	Chris Harris	2007-2009	5
Tim Shaw	2007	14	Abdul Hodge	2010	5
Will Witherspoon	2002-2005	14	Marquand Manuel	2007	5
Fozzy Whittaker	2014-2017	13	Jordan Pugh	2010-2011	5
Dante Rosario	2007-2010	13	Spencer Reid	1998	5
Al Wallace	2002-2006	13	Mark Rodenhauser	1995-1997	5
Toi Cook	1996-1997	12	Micah Ross	2004	5
John Kasay	1995-2010	12	Antwan Applewhite	2011-2012	4
Captain Munnerlyn	2009-2013, 2017	12	Jon Beason	2007-2013	4
Nate Salley	2006-2008	12	Corey Brown	2014-2016	4
Josh Thomas	2011-2013	12	James Dockery	2012-2014	4
Jason Baker	2005-2011	11	Tony Fiammetta	2009-2010	4
Myron Baker	1996-1997	11	Michael Griffin	2016	4
Tre Boston	2014-2016	11	Howard Griffith	1995-1996	4
Landon Johnson	2008-2009	11	Will Hampton	2003-2004	4
Donta' Jones	1999	11	Lenny McGill	1998	4
Bubba McDowell	1995	11	Christian Morton	2006	4
			Josh Norman	2012-2015	4

ADMINISTRATION  
& COACHES

VETERANS

ROOKIES

2017 IN REVIEW

RECORDS

TEAM HISTORY

REFERENCE

# CAREER LEADERS

## SPECIAL TEAMS TACKLES continued

	Years	TOTAL			
Tarek Saleh	1997-1998	4	Domenik Hixon	2013	1
Kevon Seymour	2017	4	Ernest Jones	1998-1999	1
Rae Carruth	1997-1999	4	Mark Jones	2008	1
Curtis Deloatch	2007	3	Thomas Keiser	2011-2012	1
Doug Evans	1998-2001	3	Jeff King	2006-2010	1
Adarius Glanton	2014	3	Andy Lee	2016	1
Derwin Gray	1998	3	Olindo Mare	2011	1
Jermaine Hardy	2005	3	Dean Marlowe	2015-2016	1
Alex Haynes	2007	3	Quintin Mikell	2013	1
Nate Hemsley	2001	3	Derrick Moore	1995	1
Fred Lane	1997-1999	3	Brad Nortman	2012-2015	1
Robert Lester	2013-2014	3	Michael Palardy	2016-2017	1
Kenny Onatolu	2012	3	Anderson Russell	2012	1
Jeff Posey	2001	3	Zack Sanchez	2016	1
Michael Reed	1995-1996	3	Mike Seidman	2003-2006	1
Derrick Strait	2006	3	George Selvie	2011	1
Hilee Taylor	2008-2010	3	Eric Shelton	2005-2006	1
Clifton Abraham	1997	2	Kawann Short	2013-2017	1
Carlton Bailey	1995-1997	2	R.J. Stanford	2010-2011	1
Darius Butler	2011	2	Jermaine Wiggins	2002-2003	1
Mike Caldwell	2003	2	Garnell Wilds	2005	1
Kurt Coleman	2015-2017	3	Gerald Williams	1995-1997	1
Patrick Dendy	2007	2	Thomas Williams	2011	1
Mike Dulaney	1998	2	Vince Workman	1995	1
Omar Gaither	2011	2	Lou Young	2015-2016	1
Mike Goodson	2009-2011	2			
Deon Grant	2001-2003	2			
Jermale Hines	2011	2			
Deon Humphrey	2000	2			
Jerry Jensen	1998-1999	2			
Rhys Lloyd	2007-2009; 2010	2			
Sam Mills	1995-1997	2			
Winslow Oliver	1996-1998	2			
Ron Parker	2012	2			
Dino Philyaw	1995-1996	2			
De'Andre Presley	2014	2			
Walter Rasby	1995-1997	2			
Jamal Robertson	2004-2005	2			
Mark Thomas	1995-1996	2			
Nate Turner	1995	2			
Ken Walter	1997-2000	2			
Brandon Williams	2013-2015	2			
Jamar Williams	2010	2			
Kion Wilson	2011	2			
Daryl Worley	2016-2017	2			
Walter Young	2003	2			
Darvin Adams	2011	1			
Gerald Alexander	2010	1			
Alex Armah	2017	1			
Randy Baldwin	1995	1			
Tommy Barnhardt	1995	1			
Micheal Barrow	1997-1999	1			
Mackenzey Bernadeau	2008-2011	1			
Brenton Bersin	2014-2015, 2017	2			
Taye Biddle	2006	1			
Dee Brown	2002	1			
Damiere Byrd	2017	1			
Jairus Byrd	2017	1			
D.J. Campbell	2012	1			
Kaelin Clay	2017	1			
David Clowney	2010	1			
Casey Cramer	2004-2005	1			
Eric Davis	1996-2000	1			
Rod Davis	2006	1			
Ryan Delaire	2015-2016	1			
Travell Dixon	2016	1			
Dwan Edwards	2012-2015	1			
Cortland Finnegan	2015	1			
Todd Fordham	2004-2006	1			
Frank Garcia	1995-2000	1			
Travis Hill	1995	1			
Jimmy Hitchcock	2000-2001	1			

ADMINISTRATION  
& COACHES

VETERANS

ROOKIES

2017 IN REVIEW

RECORDS

TEAM HISTORY

REFERENCE

# CAREER PLAYOFFS LEADERS

ADMINISTRATION  
& COACHES

VETERANS

ROOKIES

2017 IN REVIEW

RECORDS

TEAM HISTORY

REFERENCE

## RECEIVING YARDS

	Years	Rec	Yds	Avg	Long	TDs	100-yd. gms.
Smith, Steve	2001-2013	51	856	16.8	70	8	3
Olsen, Greg	2011-2017	35	488	13.9	54	2	2
Muhammad, Muhsin	1996-04; 2008-09	20	407	20.4	85t	2	2
Brown, Corey	2014-2016	15	276	18.4	86t	1	1
Ginn Jr., Ted	2013, 2015-2016	10	230	23.0	59	0	1
Funchess, Devin	2015-2017	9	152	16.9	24	1	0
Carter, Drew	2004-2007	4	131	32.8	47t	1	0
Proehl, Ricky	2003-2005	9	125	13.9	31	1	0
Benjamin, Kelvin	2014-2017	11	108	9.8	28	2	0
Green, Willie	1995-1996	10	104	10.4	22	1	0
McCaffrey, Christian	2017	6	101	16.8	56t	1	1
Cotchery, Jerricho	2014-2015	13	95	7.3	13	0	0
Dickson, Ed	2014-2017	6	92	15.3	34	0	0
Carrier, Mark	1995-1998	5	72	14.4	27	0	0
Hoover, Brad	2000-2009	9	64	7.1	11	0	0
Walls, Wesley	1996-2002	6	58	9.7	20	1	0
Whittaker, Fozzy	2014-2017	2	53	26.5	39t	1	0
Stewart, Jonathan	2008-2017	9	49	5.4	18	0	0
Bersin, Brenton	2014-2017	4	44	11.0	19	0	0
Wiggins, Jermaine	2002-2003	5	43	8.6	21	0	0
Foster, DeShaun	2002-2007	7	42	6.0	12	0	0
Colbert, Keary	2004-2007	3	40	13.3	25	0	0
Goings, Nick	2001-2008	4	39	9.8	14	0	0
LaFell, Brandon	2010-2013	4	34	8.5	13	0	0
Clay, Kaelin	2017	3	32	10.7	21	0	0
Tolbert, Mike	2012-2016	3	29	9.7	14	1	0
Rosario, Dante	2007-2010	3	28	9.3	14	0	0
Jarrett, Dwayne	2007-2010	2	27	13.5	20	0	0
Robertson, Jamal	2004-2005	6	27	4.5	18	0	0
Griffith, Howard	1995-1996	5	24	4.8	11	1	0
Ismail, Raghib	1996-1998	1	24	24.0	24	0	0
Mangum, Kris	1997-2006	5	24	4.8	11	1	0
Davis, Stephen	2003-2005	2	23	11.5	21	0	0
Johnson, Anthony	1995-1999	2	23	11.5	14	0	0
Oliver, Winslow	1996-1998	2	10	5.0	5	0	0
Williams, DeAngelo	2006-2014	3	8	2.7	6	0	0
Artis-Payne, Cameron	2015-2017	1	1	1.0	1	0	0
<b>TOTAL</b>		<b>295</b>	<b>3,983</b>	<b>13.5</b>	<b>85t</b>	<b>25</b>	<b>10</b>

## RUSHING YARDS

	Years	Rsh	Yds	Avg	Long	TDs	100-yd. gms.
Stewart, Jonathan	2008-2017	101	474	4.7	59	5	2
Foster, DeShaun	2002-2007	85	401	4.7	33t	2	1
Davis, Stephen	2003-2005	64	315	4.9	64	1	1
Newton, Cam	2011-2017	63	258	4.1	29	2	0
Johnson, Anthony	1995-1999	37	135	3.6	12	0	1
Goings, Nick	2001-2008	33	121	3.7	18	0	0
Williams, DeAngelo	2006-2014	23	106	4.6	31	0	0
Tolbert, Mike	2012-2016	27	76	2.8	11	0	0
Smith, Steve	2001-2013	5	45	9.0	22	1	0
Ginn, Jr., Ted	2013, 2015-2016	2	33	16.5	22t	1	0
Whittaker, Fozzy	2014-2017	9	32	3.6	15	0	0
Oliver, Winslow	1996-1998	5	26	5.2	11	0	0
Delhomme, Jake	2003-2009	15	23	1.5	10	0	0
Robertson, Jamal	2004-2005	4	19	4.8	15	0	0
McCaffrey, Christian	2017	6	16	2.7	7	0	0
Muhammad, Muhsin	1996-04; 2008-09	3	14	4.7	6	0	0
Hoover, Brad	2000-2009	6	12	2.0	7t	1	0
Artis-Payne, Cameron	2015-2017	3	7	2.3	3	0	0
Ismail, Raghib	1996-1998	1	7	7.0	7	0	0
LaFell, Brandon	2010-2013	1	6	6.0	6	0	0
Cotchery, Jerricho	2014-2015	2	5	2.5	5	0	0
Smart, Rod	2002-2005	1	5	5.0	5	0	0
Collins, Kerry	1995-1998	7	4	0.6	8	0	0
Stark, Rohn	1996	1	0	0.0	0	0	0
Anderson, Derek	2011-2017	2	-2	-1.0	-1	0	0
Nortman, Brad	2012-2015	2	-2	-1.0	6	0	0
Weinke, Chris	2001-2006	3	-3	-1.0	-1	0	0
<b>TOTAL</b>		<b>511</b>	<b>2,133</b>	<b>4.2</b>	<b>64</b>	<b>13</b>	<b>5</b>

## PASSING YARDS

	Years	Att	Cmp	Pct	Yds	TD	INT	Sk/Yds	Rtg	300yd
Delhomme, Jake	2003-2009	226	130	57.5%	1,847	12	10	16/107	83.3	2
Newton, Cam	2011-2017	224	134	59.8%	1,821	10	7	20/179	87.7	2
Collins, Kerry	1995-1998	59	31	52.5%	315	3	3	2/9	63.9	0
Ginn, Jr., Ted	2013, 2015-2016	0	0	-	0	0	0	1/4	-	0
Goings, Nick	2003-2008	0	0	-	0	0	0	1/9	-	0

# CAREER PLAYOFFS LEADERS

## PASSING YARDS, continued

	Years	Att	Cmp	Pct	Yds	TD	INT	Sk/Yds	Rtg	30Yd
Smith, Steve	2001-2013	1	0	0.0%	0	0	0	0/0	39.6	0
<b>TOTAL</b>		<b>510</b>	<b>295</b>	<b>57.8%</b>	<b>3,983</b>	<b>25</b>	<b>20</b>	<b>40/308</b>	<b>82.8</b>	<b>4</b>

## SCORING

	Years	TD	TDr	TDP	TDrt	FG	PAT	2pt.	S	Pts
Kasay, John	1995-2010	0	0	0	0	21	18	0	0	81
Smith, Steve	2001-13	10	1	8	1	0	0	0	0	60
Gano, Graham	2012-2017	0	0	0	0	8	16	0	0	40
Stewart, Jonathan	2008-2017	5	5	0	0	0	0	0	0	30
Muhammad, Muhsin	1996-04; 2008-09	3	0	2	1	0	0	0	0	18
Benjamin, Kelvin	2014-2017	2	0	2	0	0	0	0	0	12
Foster, DeShaun	2002-2007	2	2	0	0	0	0	0	0	12
Kuechly, Luke	2012-2017	2	0	0	2	0	0	0	0	12
Newton, Cam	2011-2017	2	2	0	0	0	0	0	0	12
Tolbert, Mike	2012-2016	1	0	1	0	0	0	1	0	8
Brown, Corey	2014-2016	1	0	1	0	0	0	0	0	6
Carter, Drew	2004-2007	1	0	1	0	0	0	0	0	6
Davis, Stephen	2003-2005	1	1	0	0	0	0	0	0	6
Funckess, Devin	2015-17	1	0	1	0	0	0	0	0	6
Ginn, Jr., Ted	2013, 2015-16	1	1	0	0	0	0	0	0	6
Green, Willie	1995-1996	1	0	1	0	0	0	0	0	6
Griffith, Howard	1995-1996	1	0	1	0	0	0	0	0	6
Hoover, Brad	2000-2009	1	1	0	0	0	0	0	0	6
Mangum, Chris	1997-2006	1	0	1	0	0	0	0	0	6
McCaffrey, Kristian	2017	1	0	1	0	0	0	0	0	6
Olsen, Greg	2011-2017	1	0	1	0	0	0	0	0	6
Proehl, Ricky	2003-2005	1	0	1	0	0	0	0	0	6
Walls, Wesley	1996-2002	1	0	1	0	0	0	0	0	6
Whittaker, Fozzy	2014-2017	1	0	1	0	0	0	0	0	6
<b>TOTAL</b>		<b>41</b>	<b>13</b>	<b>24</b>	<b>4</b>	<b>29</b>	<b>34</b>	<b>1</b>	<b>0</b>	<b>369</b>

## INTERCEPTIONS

	Years	INTS	YDS	AVG	LONG	TDS
Manning, Ricky	2003-2005	4	15	3.8	13	0
Kuechly, Luke	2012-2017	3	37	12.3	22t	2
Lucas, Ken	2005-2008	2	15	7.5	14	0
McCree, Marlon	2005	2	-9	-4.5	1	0
Boston, Tre	2014-2016	2	16	8.0	11	0
Coleman, Kurt	2015-2017	2	0	0.0	0	0
Mills, Sam	1995-1997	2	34	17.0	24	0
Adams, Mike	2017	1	1	1.0	1	0
Beason, Jon	2007-2013	1	4	4.0	4	0
Cota, Chad	1995-1997	1	49	49.0	49	0
Ealy, Kony	2014-2016	1	19	19.0	0	0
Finnegan, Cortland	2015	1	0	0.0	0	0
Grant, Deon	2000-2003	1	16	16.0	16	0
Howard, Reggie	2001-2003	1	12	12.0	12	0
Minter, Mike	1997-2006	1	-1	-1.0	-1	0
Morgan, Dan	2001-2007	1	-2	-2.0	-2	0
Peppers, Julius	2002-2009	1	34	34.0	34	0
Terrell, Pat	1995-1997	1	49	49.0	49	0
<b>TOTAL</b>		<b>28</b>	<b>289</b>	<b>10.3</b>	<b>97</b>	<b>2</b>

## SPECIAL TEAMS TACKLES

	Years	TOTAL	Player	Years	TOTAL
Jarod Cooper	2001-2004	9	Thomas Davis	2005-2017	1
Kemp Rasmussen	2002-2005	9	Chris Draft	2005-2006	1
Karl Hankton	2000-2006	7	Cortland Finnegan	2015	1
Ricky Manning Jr.	2003-2005	6	Andrew Gachkar	2017	1
Vinny Ciurciu	2003-2006	5	Graham Gano	2014-2017	1
Chris Gamble	2004-2012	4	Adarius Glanton	2014	1
Dante Wesley	2002-05; 2007-09	4	Colin Jones	2012-2017	1
Fozzy Whittaker	2014-2017	4	John Kasay	1995-2010	1
Myron Baker	1996-1997	3	Jason Kyle	2001-2008	1
Nick Goings	2001-2008	3	Kris Mangum	1997-2006	1
Joe Webb	2014-2016	3	Muhsin Muhammad	1996-04, 2008-09	1
Brian Allen	2002-2004	2	Damon Pieri	1995-1997	1
Colin Branch	2003-2006	2	Todd Sauerbrun	2001-2004	1
Brad Hoover	2000-2009	2	Brandon Short	2004-2005	1
Ben Jacobs	2015-2017	2	Rod Smith	1995-1998	1
Andre Royal	1995-1997	2	Rohn Stark	1996	1
Rod Smart	2002-2005	2	Shaq Thompson	2015-2017	1
Mario Addison	2012-2017	1	Lester Towns	2000-2003	1
Michael Bates	1996-2000, 2002	1	Sean Tufts	2004-2005	1
Tre Boston	2014-2016	1	Melvin White	2013-2014	1
Shane Burton	2002-2003	1	Will Witherspoon	2002-2005	1
Toi Cook	1996-1997	1	Brandon Williams	2013-2015	1
Chad Cota	1995-1997	1	Teddy Williams	2015-2017	1
Terry Cousin	2002-2003	1			

ADMINISTRATION  
& COACHES

VETERANS

ROOKIES

2017 IN REVIEW

RECORDS

TEAM HISTORY

REFERENCE

# PLAYERS OF THE WEEK / MONTH

## 2017

### PLAYER OF THE WEEK

DE	Julius Peppers	Week 4 at New England	Defense
QB	Cam Newton	Week 10 vs Miami	Offense
LB	Luke Kuechly	Week 12 at New York Jets	Defense
RB	Jonathan Stewart	Week 14 vs Minnesota	Offense
WR	Damiere Byrd	Week 16 vs Tampa Bay	Special Teams

## 2016

### PLAYER OF THE WEEK

DT	Star Lotulelei	Week 8 vs Arizona	Defense
----	----------------	-------------------	---------

## 2015

### PLAYER OF THE WEEK

CB	Josh Norman	Week 4 at Tampa Bay	Defense
DT	Kawann Short	Week 6 at Seattle	Defense
QB	Cam Newton	Week 9 vs Green Bay	Offense
QB	Cam Newton	Week 11 vs Washington	Offense
LB	Luke Kuechly	Week 12 at Dallas	Defense
QB	Cam Newton	Week 13 at New Orleans	Offense
QB	Cam Newton	Week 15 at New York Giants	Offense
QB	Cam Newton	Week 17 vs Tampa Bay	Offense

### PLAYER OF THE MONTH

CB	Josh Norman	September	Defense
DT	Kawann Short	October	Defense
K	Graham Gano	November	Special Teams
DT	Kawann Short	December	Defense

## 2014

### PLAYER OF THE WEEK

QB	Cam Newton	Week 14 at New Orleans	Offense
S	Roman Harper	Week 17 at Atlanta	Defense

### ROOKIE OF THE MONTH

WR	Kelvin Benjamin	September	Offense
----	-----------------	-----------	---------

## 2013

### PLAYER OF THE WEEK

DE	Greg Hardy	Week 3 vs New York Giants	Defense
LB	Thomas Davis	Week 6 at Minnesota	Defense
LB	Luke Kuechly	Week 10 at San Francisco	Defense
LB	Luke Kuechly	Week 16 vs New Orleans	Defense
DE	Greg Hardy	Week 17 at Atlanta	Defense

### PLAYER OF THE MONTH

LB	Thomas Davis	November	Defense
P	Brad Nortman	December	Special Teams

## 2012

### PLAYER OF THE WEEK

QB	Cam Newton	Week 12 at Philadelphia	Offense
LB	Luke Kuechly	Week 14 vs Atlanta	Defense

### ROOKIE OF THE MONTH

LB	Luke Kuechly	December	Defense
----	--------------	----------	---------

## 2011

### PLAYER OF THE WEEK

WR	Kealoha Pilares	Week 11 at Detroit	Special Teams
QB	Cam Newton	Week 13 at Tampa Bay	Offense

### ROOKIE OF THE MONTH

QB	Cam Newton	September	Offense
----	------------	-----------	---------

# PLAYERS OF THE WEEK / MONTH

## 2009

### PLAYER OF THE WEEK

P	Jason Baker	Week 5 vs Washington	Special Teams
DE	Julius Peppers	Week 8 at Arizona	Defense
RB	Jonathan Stewart	Week 15 vs Minnesota	Offense
LB	Jon Beason	Week 16 at New York Giants	Defense

## 2008

### PLAYER OF THE WEEK

QB	Jake Delhomme	Week 4 vs Atlanta	Offense
RB	DeAngelo Williams	Week 14 vs Tampa Bay	Offense

### PLAYER OF THE MONTH

LB	Jon Beason	October	Defense
DE	Julius Peppers	November	Defense
RB	DeAngelo Williams	December	Offense

## 2007

### ROOKIE OF THE MONTH

QB	Matt Moore	December	Offense
----	------------	----------	---------

## 2006

### PLAYER OF THE WEEK

K	John Kasay	Week 3 at Tampa Bay	Special Teams
DE	Julius Peppers	Week 10 vs Tampa Bay	Defense
DE	Mike Rucker	Week 11 vs St. Louis	Defense

### PLAYER OF THE MONTH

DE	Julius Peppers	October	Defense
----	----------------	---------	---------

## 2005

### PLAYER OF THE WEEK

DE	Mike Rucker	Week 9 at Tampa Bay	Defense
RB	DeShaun Foster	Week 13 vs Atlanta	Offense

### PLAYER OF THE MONTH

WR	Steve Smith	October	Offense
----	-------------	---------	---------

## 2004

### PLAYER OF THE WEEK

RB	Nick Goings	Week 11 vs Arizona	Offense
K	John Kasay	Week 13 at New Orleans	Special Teams
LB	Dan Morgan	Week 14 vs St. Louis	Defense

### PLAYER OF THE MONTH

DE	Julius Peppers	November	Defense
----	----------------	----------	---------

## 2003

### PLAYER OF THE WEEK

RB	Stephen Davis	Week 2 at Tampa Bay	Offense
RB	Stephen Davis	Week 5 vs New Orleans	Offense
RB	Stephen Davis	Week 8 at New Orleans	Offense
K	John Kasay	Week 15 at Arizona	Special Teams
CB	Ricky Manning, Jr.	Divisional Playoffs at St. Louis (NFL)	Defense
CB	Ricky Manning, Jr.	NFC Championship at Philadelphia (NFL)	Defense

### PLAYER OF THE MONTH

K	John Kasay	October	Special Teams
DE	Mike Rucker	September	Defense

# PLAYERS OF THE WEEK / MONTH

ADMINISTRATION  
& COACHES

VETERANS

ROOKIES

2017 IN REVIEW

RECORDS

TEAM HISTORY

REFERENCE

## 2002

### PLAYER OF THE WEEK

S	Deon Grant	Week 3 at Minnesota	Defense
PR	Steve Smith	Week 14 vs Cincinnati	Special Teams
CB	Terry Cousin	Week 17 at New Orleans	Defense

### PLAYER OF THE MONTH

DE	Mike Rucker	September	Defense
----	-------------	-----------	---------

### ROOKIE OF THE MONTH

DE	Julius Peppers	October	Defense
----	----------------	---------	---------

## 2001

### PLAYER OF THE WEEK

P	Todd Sauerbrun	Week 6 at Washington	Special Teams
---	----------------	----------------------	---------------

### PLAYER OF THE MONTH

P	Todd Sauerbrun	December	Special Teams
---	----------------	----------	---------------

## 2000

### PLAYER OF THE WEEK

K	Joe Nedney	Week 6 vs Seattle	Special Teams
K	Joe Nedney	Week 10 at St. Louis	Special Teams
CB	Jimmy Hitchcock	Week 14 vs St. Louis	Defense

## 1999

### PLAYER OF THE WEEK

LB	Kevin Greene	Week 9 vs Philadelphia	Defense
QB	Steve Beuerlein	Week 14 at Green Bay	Offense

### PLAYER OF THE MONTH

WR	Patrick Jeffers	December	Offense
----	-----------------	----------	---------

## 1998

### PLAYER OF THE WEEK

KR	Michael Bates	Week 17 at Indianapolis	Special Teams
----	---------------	-------------------------	---------------

## 1997

### PLAYER OF THE WEEK

K	John Kasay	Week 2 at Atlanta	Special Teams
P	Ken Walter	Week 3 at San Diego	Special Teams
CB	Eric Davis	Week 8 at New Orleans	Defense
RB	Fred Lane	Week 10 vs Oakland	Offense

## 1996

### PLAYER OF THE WEEK

K	John Kasay	Week 1 vs Atlanta	Special Teams
K	John Kasay	Week 2 at New Orleans	Special Teams
S	Pat Terrell	Week 11 vs New York Giants	Defense
RB	AnthonyJohnson	Week 12 at St. Louis	Offense
QB	Kerry Collins	Week 15 vs San Francisco	Offense
LB	Sam Mills	Divisional Playoffs vs Dallas (NFL)	Defense

### PLAYER OF THE MONTH

K	John Kasay	September	Special Teams
LB	Sam Mills	November	Defense

## 1995

### PLAYER OF THE WEEK

LB	Sam Mills	Week 7 vs New York Jets	Defense
----	-----------	-------------------------	---------

### PLAYER OF THE MONTH

LB	Sam Mills	November	Defense
----	-----------	----------	---------



# THE LAST TIME

## 500 YARDS TOTAL OFFENSE

By Panthers: 548 vs. Miami 11/13/17  
Playoffs: Has never happened  
By Opponents: 534 at Seattle 12/4/16  
Playoffs: Has never happened

## 400 YARDS TOTAL OFFENSE

By Panthers: 444 at New England 10/01/17  
Playoffs: 413 at New Orleans 1/7/18  
By Opponents: 400 at New Orleans 12/3/17  
Playoffs: 410 at New Orleans 1/7/18

## 200 YARDS RUSHING OFFENSE

By Panthers: 216 vs. Minnesota 12/10/17  
Playoffs: 223 at New York Giants 1/8/06  
By Opponents: 240 at Seattle 12/4/16  
Playoffs: 201 at Green Bay 1/12/97

## 300 YARDS PASSING IN A GAME BY A PLAYER

By Panthers: 355, Cam Newton at Detroit 10/08/17  
Playoffs: 349, Cam Newton at New Orleans 1/7/18  
By Opponents: 367, Jameis Winston vs. Tampa Bay 12/24/17  
Playoffs: 376, Drew Brees at New Orleans 1/7/18

## 400 YARDS PASSING IN A GAME BY A PLAYER

By Panthers: 432, Cam Newton vs. Green Bay 9/18/11  
Playoffs: Has never happened  
By Opponents: 465, Drew Brees at New Orleans 10/16/16  
Playoffs: Has never happened

## 3 TOUCHDOWN PASSES IN A GAME BY A PLAYER

By Panthers: Cam Newton at Detroit 10/08/17  
Playoffs: Jake Delhomme at Chicago 1/15/06  
By Opponents: Aaron Rodgers vs. Green Bay 12/17/17  
Playoffs: Russell Wilson vs. Seattle 1/17/16

## 4 TOUCHDOWN PASSES IN A GAME BY A PLAYER

By Panthers: Cam Newton vs. Green Bay 12/17/17  
Playoffs: Has never happened  
By Opponents: Drew Brees at New Orleans 10/16/16  
Playoffs: Has never happened

## 5 TOUCHDOWN PASSES IN A GAME BY A PLAYER

By Panthers: Cam Newton at New York Giants 12/20/15  
Playoffs: Has never happened  
By Opponents: Drew Brees at New Orleans 1/1/12  
Playoffs: Has never happened

## 100 YARDS RECEIVING IN A GAME BY A PLAYER

By Panthers: 116, Greg Olsen vs. Green Bay 12/17/17  
Playoffs: 107, Greg Olsen and  
101, Christian McCaffrey at New Orleans 1/7/18  
By Opponents: 107, Mike Evans vs. Tampa Bay 12/24/17  
Playoffs: 131, Michael Thomas and  
115, Ted Ginn at New Orleans 1/7/18

## 200 YARDS RECEIVING IN A GAME BY A PLAYER

By Panthers: 201, Steve Smith vs. Minnesota 10/30/05  
Playoffs: 218, Steve Smith at Chicago 1/15/06  
By Opponents: 300, Julio Jones at Atlanta 10/2/16  
Playoffs: Has never happened

## 100 YARDS RECEIVING IN A GAME BY TWO PLAYERS

By Panthers: 122, Greg Olsen and  
108, Kelvin Benjamin vs. San Francisco 9/18/16  
Playoffs: 107, Greg Olsen and  
101, Christian McCaffrey at New Orleans 1/7/18  
By Opponents: 146, Robby Anderson and  
105, J. Kearse at New York Jets 11/26/17  
Playoffs: 131, Michael Thomas and  
115, Ted Ginn at New Orleans 1/7/18

## 100 YARDS RECEIVING IN A GAME BY TWO PLAYERS AND 100 YARDS RUSHING BY A PLAYER

By Panthers: 122, Greg Olsen and  
108, Kelvin Benjamin; and  
100, Fozzy Whittaker vs. San Francisco 9/18/16  
Playoffs: 135, Steve Smith and  
103, Muhsin Muhammad vs. Dallas 1/3/04 and  
104, Stephen Davis  
By Opponents: Has Never Happened  
Playoffs: Has never happened

## 100 YARDS RECEIVING IN A GAME BY TWO PLAYERS, 100 YARDS RUSHING BY A PLAYER AND 300 YARDS PASSING BY A PLAYER IN A GAME

By Panthers: 122, Greg Olsen and 108, Kelvin Benjamin; 100, Fozzy Whittaker; and 353, Cam Newton vs. San Francisco 9/18/16  
Playoffs: Has never happened  
By Opponents: Chris Carter (138) and Randy Moss (106) receiving; Robert Smith (103) rushing; and Daunte Culpepper (357) passing at Minnesota 11/19/00  
Playoffs: Has never happened

## 3 TOUCHDOWN RECEPTIONS IN A GAME BY A PLAYER

By Panthers: Steve Smith vs. Houston 9/16/07  
Playoffs: Has never happened  
By Opponents: Hakeem Nicks at New York Giants 9/12/10  
Playoffs: Has never happened

## 100 YARDS RUSHING IN A GAME BY A PLAYER

By Panthers: 103, Jonathan Stewart vs. Minnesota 12/10/17  
Playoffs: 106, Jonathan Stewart vs. Seattle 1/17/16  
By Opponents: 106, Thomas Rawls at Seattle 12/4/16  
Playoffs: 132, Shaun Alexander at Seattle 1/22/06

## 100 YARDS RUSHING IN A GAME BY TWO PLAYERS

By Panthers: 152, DeAngelo Williams and  
110, Jonathan Stewart at Tampa Bay 10/18/09  
Playoffs: Has never happened  
By Opponents: 147, Le'Veon Bell and  
118, LeGarrette Blount vs. Pittsburgh 9/21/14  
Playoffs: Has never happened

## 100 YARDS RUSHING IN A GAME BY TWO PLAYERS AND 100 YARDS RECEIVING BY A PLAYER

By Panthers: 186, DeAngelo Williams and  
115, Jonathan Stewart and  
117, Steve Smith vs. Tampa Bay 12/8/08  
Playoffs: Has never happened  
By Opponents: Has never happened  
Playoffs: Has never happened

## 200 YARDS RUSHING IN A GAME BY A PLAYER

By Panthers: 210, DeAngelo Williams at New Orleans 12/30/12  
Playoffs: Has never happened  
By Opponents: 205, Matt Forte at Chicago 10/2/11  
Playoffs: Has never happened

## 3 TOUCHDOWNS RUSHING IN A GAME BY A PLAYER

By Panthers: Jonathan Stewart vs. Minnesota 12/10/17  
Playoffs: Has never happened  
By Opponents: Michael Turner vs. Atlanta 12/12/10  
Playoffs: Has never happened

## 4 TOUCHDOWNS RUSHING IN A GAME BY A PLAYER

By Panthers: DeAngelo Williams at NY Giants 12/21/08  
Playoffs: Has never happened  
By Opponents: Michael Turner at Atlanta 11/23/08  
Playoffs: Has never happened

## 2 INTERCEPTIONS IN A GAME BY A PLAYER

By Panthers: Luke Kuechly at Dallas 11/26/15  
Playoffs: Kurt Coleman vs. Arizona 1/24/16  
By Opponents: Robert Alford at Atlanta 10/2/16  
Playoffs: Has never happened

ADMINISTRATION  
& COACHES

VETERANS

ROOKIES

2017 IN REVIEW

RECORDS

TEAM HISTORY

REFERENCE

# THE LAST TIME

ADMINISTRATION  
& COACHES

VETERANS

ROOKIES

2017 IN REVIEW

RECORDS

TEAM HISTORY

REFERENCE

## 3 INTERCEPTIONS IN A GAME BY A PLAYER

By Panthers: Deon Grant at Minnesota 9/22/02  
Playoffs: Ricky Manning at Philadelphia 1/18/04  
By Opponents: Has never happened  
Playoffs: Has never happened

## 3 OR MORE SACKS IN A GAME BY A PLAYER

By Panthers: 3, Star Lotulelei vs. Arizona 10/30/16  
Playoffs: 3, Kony Ealy vs. Denver 2/7/16  
By Opponents: 3, Everson Griffen vs. Minnesota 9/25/16  
Playoffs: Has never happened

## PUNT RETURNED FOR A TOUCHDOWN IN A GAME BY A PLAYER

By Panthers: 60, Kaelin Clay at New York Jets 11/26/17  
Playoffs: 59, Steve Smith at Seattle 1/22/06  
By Opponents: 54, Marcus Sherels vs. Minnesota 9/25/16  
Playoffs: Has never happened

## 2 PUNTS RETURNED FOR A TOUCHDOWN IN A GAME BY A PLAYER

By Panthers: 87, 61 Steve Smith vs. Cincinnati 12/8/02  
Playoffs: Has never happened  
By Opponents: 82, 75 Darrien Gordon at Denver 11/9/97  
Playoffs: Has never happened

## KICKOFF RETURNED FOR A TOUCHDOWN IN A GAME BY A PLAYER

By Panthers: 103, Damiere Byrd vs. Tampa Bay 12/24/17  
Playoffs: Has never happened  
By Opponents: 99, Andre Roberts vs. Washington 11/22/15  
Playoffs: Has never happened

## INTERCEPTION RETURNED FOR A TOUCHDOWN IN A GAME BY A PLAYER

By Panthers: 8, Kurt Coleman at Atlanta 10/2/16  
Playoffs: 22, Luke Kuechly vs. Arizona 1/24/16  
By Opponents: 76, Eddie Jackson at Chicago 10/22/17  
Playoffs: 90, Kam Chancellor at Seattle 1/10/15

## FUMBLE RETURNED FOR A TOUCHDOWN IN A GAME BY A PLAYER

By Panthers: Luke Kuechly at New York Jets 11/26/17  
Playoffs: Has never happened  
By Opponents: Eddie Jackson at Chicago 10/22/17  
Playoffs: Malik Jackson vs. Denver 2/7/16

## TWO DEFENSIVE RETURNS FOR TOUCHDOWN IN A GAME

By Panthers: Kurt Coleman 36-yard interception return,  
Luke Kuechly 32-yard interception return  
at Dallas 11/26/15  
Playoffs: Has never happened  
By Opponents: Eddie Jackson 75-yard fumble return, Eddie Jackson  
76-yard interception return at Chicago 10/22/17  
Playoffs: Has never happened

## PUNT BLOCKED

By Panthers: Jason Williams blocks Ryan Quigley vs.  
New York Jets 12/15/13  
Playoffs: Has never happened  
By Opponents: Adam Thielen blocks Brad Nortman,  
returned for touchdown and  
Jasper Brinkley blocks Brad Nortman,  
returned for touchdown by Everson Griffen at  
Minnesota 11/30/14  
Playoffs: Has never happened

## PUNT BLOCKED FOR A TOUCHDOWN

By Panthers: Michael Bates blocks Matt Turk recovered by  
Dwight Stone in end zone vs. Washington 12/13/98  
Playoffs: Has never happened  
By Opponents: Adam Thielen blocks Brad Nortman, returned for  
touchdown and Jasper Brinkley blocks Brad Nortman,  
returned for touchdown by Everson Griffen at  
Minnesota 11/30/14  
Playoffs: Has never happened

## PUNT BLOCKED FOR A SAFETY

By Panthers: Greg Hardy blocks Matt Dodge punt out of end  
zone at New York Giants 9/12/10  
Playoffs: Has never happened  
By Opponents: Has never happened  
Playoffs: Has never happened

## PAT KICK MISSED

By Panthers: Graham Gano vs. Tampa Bay 12/24/17  
Playoffs: John Kasay at Chicago 1/15/06  
By Opponents: Dustin Hopkins at Washington 12/19/16  
Playoffs: Has never happened

## PAT KICK BLOCKED

By Panthers: Julius Peppers blocks Matt Bryant kick vs. Tampa Bay  
12/8/08  
Playoffs: Has never happened  
By Opponents: William Gholston blocks Graham Gano kick vs. Tampa Bay  
12/24/17  
Playoffs: Has never happened

## BLOCKED PAT RETURNED FOR TWO POINT CONVERSION

By Panthers: Has never happened  
Playoffs: Has never happened  
By Opponents: Stephone Anthony returns Graham Gano PAT attempt  
blocked by Kevin Williams at New Orleans 12/06/15  
Playoffs: Has never happened

## SAFETY SCORED

By Panthers: Philip Rivers sacked in the end zone by Mario  
Addison vs. San Diego 12/11/16  
Playoffs: Has never happened  
By Opponents: Cam Newton sacked in the end zone by Danielle  
Hunter vs. Minnesota 9/25/16  
Playoffs: Brad Nortman tackled in the end zone by Justin  
Bethel vs. Arizona 1/3/15

## FIELD GOAL BLOCKED

By Panthers: Kawann Short blocks Connor Barth's 52-yard field  
goal attempt at Chicago  
Playoffs: Shane Burton blocks Adam Vinatieri 36-yard field  
goal attempt at New England 2/1/04  
By Opponents: Dominique Rodgers-Cromartie blocks Graham  
Gano's 34-yard field goal attempt at New York  
Giants 12/20/15  
Playoffs: Has never happened

## BLOCKED FIELD GOAL RETURNED FOR TOUCHDOWN

By Panthers: Doug Evans returns John Carney 37-yard field goal  
54 yards vs. San Diego 12/17/00  
(kick blocked by Jay Williams)  
Playoffs: Has never happened  
By Opponents: Aeneas Williams returns John Kasay 37-yard field goal  
72 yards vs. Arizona 11/19/95 (kick blocked by Seth Joyner)  
Playoffs: Has never happened

## TWO POINT ATTEMPT MADE

By Panthers: Cam Newton run at New York Jets 11/26/17  
Playoffs: Cam Newton pass to Mike Tolbert vs. Arizona 1/24/16  
By Opponents: Case Keenum pass to B. Bell vs. Minnesota 12/10/17  
Playoffs: Peyton Manning pass to Bennie Fowler vs. Denver 1/7/16

## TWO POINT ATTEMPT FAILED

By Panthers: Cam Newton pass attempt failed at New York Jets 11/26/17  
Playoffs: Jake Delhomme pass attempt failed vs. Arizona 1/10/08  
By Opponents: Phillip Rivers pass attempt failed vs. San Diego 12/11/16  
Playoffs: Troy Aikman pass incomplete vs. Dallas 1/5/97

## 40 POINTS SCORED IN A GAME

By Panthers: 45, vs. Miami 11/13/17  
Playoffs: 49, vs. Arizona 1/24/16  
By Opponents: 40, at Seattle 12/4/16  
Playoffs: Has never happened

## 50 POINTS SCORED IN A GAME

By Panthers: 52, vs. Cincinnati 12/8/02  
Playoffs: Has never happened  
By Opponents: 52, at Oakland 12/24/00  
Playoffs: Has never happened

## SHUTOUT SCORED IN A GAME

By Panthers: 38-0 vs. Atlanta Falcons 12/13/15  
Playoffs: 23-0 at New York Giants 1/8/06  
By Opponents: 41-0 vs. Atlanta 11/24/02  
Playoffs: Has never happened

# DRAFT HISTORY

## 2018 COLLEGE DRAFT

Round	Pos	Player	College
1 (24)	WR	DJ Moore	Maryland
2 (55)	CB	Donte Jackson	LSU
3 (85)	S	Rashaan Gaulden*	Tennessee
3 (88)		Choice to Green Bay	
4 (101)	TE	Ian Thomas**	Indiana
5 (136)	DE	Marquis Haynes#	Mississippi
5 (147)		Choice from Green Bay/To Los Angeles Rams	
5 (161)	LB	Jermaine Carter	Maryland
6 (197)		Choice to Los Angeles Rams	
7 (234)	LB	Andre Smith##	North Carolina
7 (242)	DT	Kendrick Norton	Miami (Fla.)

\* Choice obtained from Buffalo in exchange for WR Kelvin Benjamin.  
 \*\* Choice obtained from Green Bay in exchange for 3(88).  
 # Choice obtained from Los Angeles Rams in exchange for 5(147) and 6(197).  
 ## Choice obtained from Los Angeles Chargers through Buffalo in exchange for WR Kelvin Benjamin.

## 2017 COLLEGE DRAFT

Round	Pos	Player	College
1 (8)	RB	Christian McCaffrey	Stanford
2 (40)	WR	Curtis Samuel	Ohio State
2 (64)	T	Taylor Moton*	Western Michigan
3 (72)		Choice to New England	
3 (77)	DE	Daeshon Hall**	Texas A&M
3 (98)		Choice to Arizona†	
4 (115)		Choice to Arizona	
5 (152)	CB	Corn Elder	Miami (Fla.)
6 (192)	FB	Alex Armah	West Georgia
7 (233)	K	Harrison Butker#	Georgia Tech

† Compensatory selection  
 \* Choice obtained from New England in exchange for defensive end Kony Ealy and 2(64)  
 \*\* Choice obtained from Arizona in exchange for 3(98) and 4(115)  
 # Choice obtained from Cleveland along with punter Andy Lee in exchange for punter Kasey Redfern and 2018 4.

## 2016 COLLEGE DRAFT

Round	Pos	Player	College
1 (30)	DT	Vernon Butler	Louisiana Tech
2 (62)	CB	James Bradberry	Samford
3 (77)	CB	Daryl Worley*	West Virginia
3 (93)		Choice to Cleveland	
4 (129)		Choice to Cleveland	
5 (141)	CB	Zack Sanchez**	Oklahoma
5 (168)		Choice to Cleveland	
6 (206)		Choice to Los Angeles	
7 (252)	TE	Beau Sandland	Montana State

\* Choice obtained from Cleveland along with 5(141) in exchange for 3(93), 4(129) and 5(168)  
 \*\* Choice obtained from Cleveland along with 3(77) in exchange for 3(93), 4(129) and 5(168)

## 2015 COLLEGE DRAFT

Round	Pos	Player	College
1 (25)	LB	Shaq Thompson	Washington
2 (41)	WR	Devin Funchess*	Michigan
2 (57)		Choice to St. Louis	
3 (89)		Choice to St. Louis	
4 (102)	G	Daryl Williams**	Oklahoma
4 (124)		Choice to Oakland	
5 (161)		Choice to Oakland	
5 (169)	LB	David Mayo†	Texas State
5 (174)	RB	Cameron Artis-Payne†	Auburn
6 (201)		Choice to St. Louis	
7 (242)		Choice to Oakland	

\* Choice obtained from St. Louis in exchange for 2(57), 3(89) and 6(201).  
 \*\* Choice obtained from Oakland in exchange for 4(124), 5(161) and 7(242)  
 † Compensatory selection

## 2014 COLLEGE DRAFT

Round	Pos	Player	College
1 (28)	WR	Kelvin Benjamin	Florida State
2 (60)	DE	Kony Ealy	Missouri
3 (92)	G	Trai Turner	Louisiana State

4 (128)	S	Tre Boston	North Carolina
5 (148)	CB	Bené Benwikere**	San Jose State
5 (168)		Choice to Minnesota	
6 (204)	RB	Tyler Gaffney	Stanford
7 (225)		Choice to Minnesota*	
7 (243)		Choice to San Francisco	

\* Choice obtained from New York Giants in exchange for LB Jon Beason  
 \*\* Choice obtained from Minnesota in exchange for 5(168) and 7(225).

## 2013 COLLEGE DRAFT

Round	Pos	Player	College
1 (14)	DT	Star Lotulelei	Utah
2 (44)	DT	Kawann Short	Purdue
3 (74)		Choice to San Francisco	
4 (108)	G	Edmund Kumbila	Valdosta State
5 (148)	LB	A.J. Klein	Iowa State
6 (182)	RB	Kenjon Barner	Oregon
7 (219)		Choice to Oakland	

## 2012 COLLEGE DRAFT

Round	Pos	Player	College
1 (9)	LB	Luke Kuechly	Boston College
2 (40)	G	Amini Silatolu	Midwestern State
3 (73)		Choice to Chicago	
4 (103)	DE	Frank Alexander*	Oklahoma
4 (104)	WR	Joe Adams	Arkansas
5 (143)	CB	Josh Norman	Coastal Carolina
6 (180)		Choice to San Francisco	
6 (207)	P	Brad Nortman†	Wisconsin
7 (216)	S	D.J. Campbell	California

\* Choice obtained from San Francisco in exchange for 6(180) and 2013 3(74).  
 † Compensatory selection

## 2011 COLLEGE DRAFT

Round	Pos	Player	College
1 (1)	QB	Cam J. Newton	Auburn
2 (33)		Choice to New England	
3 (65)	DT	Terrell McClain	South Florida
3 (97)	DT	Sione Fua†	Stanford
4 (98)	CB	Brandon Hogan	West Virginia
5 (132)	WR	Kealoha Pilesares	Hawaii
6 (166)	LB	Lawrence Wilson	Connecticut
6 (203)	G	Zachary Williams†	Washington State
7 (204)		Choice to Green Bay	
7 (244)	T	Lee Ziemba†	Auburn

† Compensatory selection

## 2010 COLLEGE DRAFT

Round	Pos	Player	College
1 (17)		Choice to San Francisco	
2 (48)	QB	Jimmy Clausen	Notre Dame
3a (78)	WR	Brandon LaFell	Louisiana State
3b (89)	QB	Armanti Edwards*	Appalachian State
4 (112)		Choice to New York Jets	
4 (124)	LB	Eric Norwood**	South Carolina
5 (144)		Choice to Kansas City	
6a (175)	DE	Greg Hardy#	Mississippi
6 (186)		Choice to Cleveland	
6b (198)	WR	David Gettis^	Baylor
6c (202)	DB	Jordan Pugh†	Texas A&M
6d (204)	QB	Tony Pike†	Cincinnati
7a (223)	DB	R.J. Stanford	Utah
7b (249)	DB	Robert McClain†	Connecticut

\* Choice obtained from New England in exchange for 2011 2(33).  
 \*\* Choice obtained from New York Jets along with 6(198) in exchange for 4(112).  
 # Choice obtained from Oakland along with 2009 7(216) in exchange for 2009 6(202).  
 ^ Choice obtained from New York Jets along with 4(124) in exchange for 4(112).  
 † Compensatory selection

ADMINISTRATION  
& COACHES

VETERANS

ROOKIES

2017 IN REVIEW

RECORDS

TEAM HISTORY

REFERENCE

# DRAFT HISTORY

ADMINISTRATION  
& COACHES

VETERANS

ROOKIES

2017 IN REVIEW

RECORDS

TEAM HISTORY

REFERENCE

## 2009 COLLEGE DRAFT

Round	Pos	Player	College
1 (28)		Choice to Philadelphia	
2a (43)	DE	Everette Brown*	Florida State
2b (59)	S	Sherrod Martin	Troy
3 (93)	DL	Corvey Irvin	Georgia
4a (111)	RB	Mike Goodson**	Texas A&M
4b (128)	FB	Tony Fiammetta	Syracuse
5 (163)	OT	Duke Robinson	Oklahoma
6 (202)		Choice to Oakland	
7 (216)	CB	Captain Munnerlyn#	South Carolina
7 (237)		Choice to Miami	

\* Choice obtained from San Francisco along with 4(111) in exchange for Carolina's 2010 1(17)

\*\* Choice obtained from San Francisco along with 2(43) in exchange for Carolina's 2010 1(17)

# Choice obtained from Oakland in exchange for 6(202) and 2010 6(175)

## 2008 COLLEGE DRAFT

Round	Pos	Player	College
1a (13)	RB	Jonathan Stewart	Oregon
1b (19)	T	Jeff Otah*	Pittsburgh
3a (67)	S	Charles Godfrey**	Iowa
3b (74)	LB	Dan Connor	Penn State
5 (141)	TE	Gary Barnidge#	Louisville
6 (181)	DT	Nick Hayden	Wisconsin
7a (221)	DE	Hilee Taylor	North Carolina
7b (241)	T	Geoff Schwartz†	Oregon
7c (250)	G	Mackenzey Bernadeau†	Bentley

\* Choice obtained from Philadelphia in exchange for 2(43), 4(109) and 2009 1(28)

\*\* Choice obtained from New York Jets along with 5(141) in exchange for defensive tackle Kris Jenkins

# Choice obtained from New York Jets along with 3(67) in exchange for defensive tackle Kris Jenkins

† Compensatory selection

## 2007 COLLEGE DRAFT

Round	Pos	Player	College
1 (25)	LB	Jon Beason*	Miami (Fla.)
2a (45)	WR	Dwayne Jarrett	Southern Cal
2b (59)	C	Ryan Kalil**	Southern Cal
3 (83)	DE	Charles Johnson	Georgia
4 (118)	WR	Ryne Robinson	Miami (OH)
5a (155)	TE	Dante Rosario	Oregon
5b (164)	LB	Tim Shaw†	Penn State
7b (237)	CB	C.J. Wilson	Baylor

\* Choice obtained from New York Jets along with 2(59) and 5(164) in exchange for 1(14) and 6(191)

\*\* Choice obtained from New York Jets along with 1(25) and 5(164) in exchange for 1(14) and 6(191)

† Choice obtained from New York Jets along with 1(25) and 2(59) in exchange for 1(14) and 6(191)

## 2006 COLLEGE DRAFT

Round	Pos	Player	College
1 (27)	RB	DeAngelo Williams	Memphis
2 (58)	CB	Richard Marshall	Fresno State
3a (88)	LB	James Anderson*	Virginia Tech
3b (89)	T	Rashad Butler	Miami (Fla.)
4 (121)	S	Nate Salley	Ohio State
5 (155)	TE	Jeff King	Virginia Tech
7a (234)	C/G	Will Montgomery	Virginia Tech
7b (237)	DE	Stanley McClover**	Auburn

\* Choice obtained from Chicago as compensation for restricted free agent Ricky Manning, Jr.

\*\* Choice obtained from Denver along with Jason Baker in exchange for P Todd Sauerbrun

## 2005 COLLEGE DRAFT

Round	Pos	Player	College
1 (14)	S/LB	Thomas Davis	Georgia
2 (54)	RB	Eric Shelton	Louisville
3a (79)	G	Evan Mathis	Alabama
3b (89)	DT	Atiyah Ellison	Missouri
4 (121)	QB	Sefan Lefors	Louisville
5a (149)	LB	Adam Seward	UNLV

5b (169)	C/T	Geoff Hangartner†	Texas A&M
5c (171)	S	Ben Emanuel†	UCLA
6a (189)	DE	Jovan Haye	Vanderbilt
6b (207)	G	Joe Berger†	Michigan Tech

† Compensatory selection

## 2004 COLLEGE DRAFT

Round	Pos	Player	College
1 (28)	DB	Chris Gamble*	Ohio State
1 (31)		Choice to San Francisco	
2 (62)	WR	Keary Colbert	Southern Cal
3 (94)	OT	Travelle Wharton	South Carolina
4 (126)		Choice to San Francisco	
5 (163)	WR	Drew Carter	Ohio State
6 (196)	LB	Sean Tufts	Colorado
7 (232)	TE	Michael Gaines	Central Florida

\* Choice obtained from San Francisco in exchange for 1(31) and 4(126)

## 2003 COLLEGE DRAFT

Round	Pos	Player	College
1 (8)	T	Jordan Gross	Utah
2 (50)	G	Bruce Nelson*	Iowa
3a (76)	TE	Mike Seidman	UCLA
3b (82)	CB	Ricky Manning, Jr.#	UCLA
4 (119)	S	Colin Branch**	Stanford
5 (145)	DT	Kindal Moorehead	Alabama
7a (226)	WR	Walter Young†	Illinois
7b (247)	FB	Casey Moore##	Stanford

\* Choice obtained from New England along with 4(120) in exchange for 2(45)

# Choice obtained from Denver in exchange for 4(108), 4(120) and 7(227)

\*\* Choice obtained from Miami along with defensive end Al Wallace in exchange for defensive end Jay Williams

† Choice obtained from Miami along with 7(247) in exchange for 6(181)

## Choice obtained from Miami along with 7(226) in exchange for 6(181)

## 2002 COLLEGE DRAFT

Round	Pos	Player	College
1 (2)	DE	Julius Peppers	North Carolina
2 (34)	RB	DeShaun Foster	UCLA
3 (73)	LB	Will Witherspoon*	Georgia
4 (100)	CB	Dante Wesley	Ark. Pine Bluff
5a (137)	QB	Randy Fasani	Stanford
5b (145)	FB	Kyle Johnson**	Syracuse
6 (174)	TE	Keith Heinrich	Sam Houston State
7a (213)	T	Pete Campion	North Dakota State
7b (258)	CB	Brad Franklin†	SW Louisiana State

\* Choice obtained from Cincinnati along with 5(145) in exchange for 3(67)

\*\* Choice obtained from Cincinnati along with 3(73) in exchange for 3(67)

† Compensatory selection

## 2001 COLLEGE DRAFT

Round	Pos	Player	College
1 (11)	LB	Dan Morgan	Miami (Fla.)
2 (44)	DT	Kris Jenkins	Maryland
3 (74)	WR	Steve Smith	Utah
4 (106)	QB	Chris Weinke	Florida State
5 (143)	DB	Jarrod Cooper	Kansas State
6 (175)	RB	Dee Brown	Syracuse
7a (211)	OL	Louis Williams	Louisiana State
7b (227)	TE	Mike Roberg*	Idaho

\* Choice obtained from Philadelphia in exchange for TE Luther Broughton 1999

# DRAFT HISTORY

## 2000 COLLEGE DRAFT

Round	Pos	Player	College
1 (12)		Choice to Washington	
1 (23)	DB	Rashard Anderson*	Jackson State
2 (57)	DB	Deon Grant**	Tennessee
3 (82)	OL	Leander Jordan	Indiana (Pa.)
4 (112)		Choice to Denver	
4 (120)	DL	Alvin McKinley†	Mississippi State
5 (147)	DL	Gillis Wilson	Southern
6 (182)	OL	Jeno James	Auburn
7 (221)	LB	Lester Towns	Washington

\* Choice obtained from Miami in exchange for 1998 2 (44)  
 \*\* Choice obtained from Tampa Bay along with 4(120) in exchange for 2(51)  
 † Choice obtained from Tampa Bay along with 2(57) in exchange for 2(51)

## 1999 COLLEGE DRAFT

Round	Pos	Player	College
1 (5)		Choice to Washington	
2a (34)	T	Chris Terry*	Georgia
2b (38)	DE	Michael Rucker	Nebraska
3 (67)		Choice to Denver	
4 (100)	LB	Hannibal Navies	Colorado
5 (140)		Choice to Dallas	
6 (175)	DE	Robert Daniel	N'Western State
7 (211)	DB	Tony Booth	James Madison

\* Choice obtained from Indianapolis in exchange for CB Tyrone Poole

## 1999 EXPANSION DRAFT

Round	Pos	Player Lost	Team
6 (6)	LB	Tarek Saleh	Cleveland

## 1998 COLLEGE DRAFT

Round	Pos	Player	College
1 (14)	DE	Jason Peter	Nebraska
2 (44)		Choice to Miami	
3a (62)	DE	Chuck Wiley*	Louisiana State
3b (73)	DL	Mitch Marrow	Pennsylvania
4 (106)	WR	Donald Hayes	Wisconsin
5 (136)	LB	Jerry Jenson	Washington
6 (165)	S	Damien Richardson	Arizona State
7a (196)	DL	Viliami Maumau**	Colorado
7 (203)		Choice to Pittsburgh	
7b (228)†	WR	Jim Turner	Syracuse

\* Choice obtained from Indianapolis as compensation for General Manager Bill Polian  
 \*\* Choice obtained from New Orleans as compensation for RFA Chad Cota  
 † Compensatory selection

## 1997 COLLEGE DRAFT

Round	Pos	Player	College
1 (27)	WR	Rae Carruth	Colorado
2 (56)	S	Mike Minter	Nebraska
3 (87)	LB	Kinnon Tatum	Notre Dame
4 (122)	LB	Tarek Saleh	Wisconsin
5 (157)		Choice to Oakland	
6 (189)	DL	Matt Finkes	Ohio State
7 (228)	TE	Kris Mangum	Mississippi

## 1996 COLLEGE DRAFT

Round	Pos	Player	College
1 (8)	RB	T. Blakabutuka	Michigan
2 (43)	WR	Muhsin Muhammad	Michigan State
3a (73)	RB	Winslow Oliver	New Mexico
3b (88)	DL	J.C. Price	Virginia Tech
4a (106)	G	Norberto Garrido	Southern Cal
4b (111)	CB	Emmanuel McDaniel*	East Carolina
5 (142)	RB	Marquette Smith	Central Florida
6 (176)		Choice to Kansas City	
6 (192)		Choice to Pittsburgh	
6 (193)	FB	Scott Greene	Michigan State
7a (217)	WR	Donnell Baker	Southern
7b (234)	DL	Kerry Hicks	Colorado

\* Choice obtained from Denver in exchange for 4(122), 5(159), 7(235)

## 1995 COLLEGE DRAFT

Round	Pos	Player	College
1a (5)	QB	Kerry Collins*	Penn State
1b (22)	CB	Tyrone Poole**	Fort Valley State
1c (29)	T	Blake Brockermeier†	Texas
2 (36)	DE	Shawn King	NE Louisiana
4 (133)	G	Frank Garcia	Washington
5a (135)	DB	Mike Senters	Northwestern
5b (171)	G	Andrew Peterson	Washington
6 (188)	DL	Steve Strahan††	Baylor
6 (191)	QB	Jerry Colquitt*	Tennessee
7 (209)	S	Chad Cota	Oregon
7 (249)	DB	Michael Reed	Boston College

\* Choice obtained from Cincinnati along with 2(36) in exchange for 1(1)  
 \*\* Choice obtained from Green Bay along with 6(188) in exchange for 1(32), 3(65), 6(173)  
 † Choice obtained from San Diego in exchange for 2(34), 3(98), 4(100)  
 †† Choice obtained from Kansas City in exchange for 1996 6(176)  
 \* Choice obtained from Green Bay along with 1(22) in exchange for 1(32), 3(65), 6(173)

## 1995 NFL EXPANSION DRAFT

Round	Pos	Player	Team
1 (2)	CB	Rod Smith	New England
2 (4)	T	Harry Boatswain	San Francisco
3 (6)	TE	Kurt Haws	Washington
4 (8)	DE	Tyrone Rogers	Seattle
5 (10)	DE	Mark Thomas	San Francisco
6 (12)	CB	Tim McKyer	Pittsburgh
7 (14)	C	Curtis Whitley	San Diego
8 (16)	FB	Howard Griffith	St. Louis Rams
9 (18)	NT	Greg Kragen	Kansas City
10 (20)	S	Cary Brabham	Oakland Raiders
11 (22)	LB	Dave Garnett	Minnesota
12 (24)	LB	Andre Powell	New York Giants
13 (26)	RB	Dewell Brewer	Indianapolis
14 (28)	FB	Bob Christian	Chicago
15 (30)	S	Fred Foggie	Pittsburgh
16 (32)	WR	Mark Carrier	Cleveland
17 (34)	C	Mark Rodenhauser	Detroit
18 (36)	WR	Steve Hawkins	New England
19 (38)	RB	Brian O'Neal	Philadelphia
20 (40)	RB	Derrick Lassic	Dallas
21 (42)	WR	Richard Buchanan	St. Louis Rams
22 (44)	QB	Doug Pederson	Miami
23 (46)	TE	Vince Marrow	Buffalo
24 (48)	WR	Larry Ryans	Detroit
25 (50)	G	Baron Rollins	New Orleans
26 (52)	LB	William Sims	Minnesota
27 (54)	LB	Paul Butcher	Indianapolis
28 (56)	QB	Jack Trudeau	New York Jets
29 (58)	WR	Charles Swann	Denver
30 (60)	WR	David Mims	Atlanta
31 (62)	DE	Shawn Price	Tampa Bay
32 (63)	WR	Eric Guliford	Minnesota
33 (64)	DT	Bill Goldberg	Atlanta
34 (65)	RB	Eric Ball	Cincinnati
35 (66)	DT	Mike Teeter	Houston Oilers

# FREE AGENT HISTORY

ADMINISTRATION  
& COACHES

VETERANS

ROOKIES

2017 IN REVIEW

RECORDS

TEAM HISTORY

REFERENCE

## 2018 UNRESTRICTED FREE AGENTS

Pos	Player	Team
CB	Ross Cockrell	New York Giants
DT	Dontari Poe	Atlanta Falcons

### Unrestricted Free Agents Lost

TE	Ed Dickson	Seattle
WR	Charles Johnson	New York Jets
DT	Star Lotulelei	Buffalo
G	Andrew Norwell	Jacksonville

## 2018 VETERAN FREE AGENTS

RB	C.J. Anderson
S	Da'Norris Searcy
G	Jeremiah Sirls
WR	Jarius Wright

## 2017 UNRESTRICTED FREE AGENTS

Pos	Player	Team
S	Mike Adams	Indianapolis
WR	Charles Johnson	Minnesota
T	Matt Kalil	Minnesota
DE	Julius Peppers	Green Bay
CB	Captain Munnerylyn	Minnesota
WR	Russell Shepard	Tampa Bay

### Unrestricted Free Agents Lost

WR	Ted Ginn, Jr.	New Orleans
CB	Leonard Johnson	Buffalo
LB	A.J. Klein	New Orleans
T	Mike Remmers	Minnesota

## 2016 UNRESTRICTED FREE AGENTS

Pos	Player	Team
C	Gino Gradkowski	Atlanta

### Unrestricted Free Agents Lost

S	Roman Harper	New Orleans
CB	Josh Norman	Washington
P	Brad Nortman	Jacksonville
C	Fernando Velasco	Buffalo

## 2016 VETERAN FREE AGENTS

S	Trenton Robinson	Washington
P	Mike Scifres	San Diego
DT	Paul Soliai	Atlanta

## 2015 UNRESTRICTED FREE AGENTS

Pos	Player	Team
S	Kurt Coleman	Kansas City
CB	Charles Tillman	Chicago
LB	Jason Trusnik	Miami

### Unrestricted Free Agents Lost

T	Byron Bell	Tennessee
CB	James Dockery	Oakland
DE	Greg Hardy	Dallas
G	Fernando Velasco	Tennessee

## 2015 VETERAN FREE AGENTS

WR	Jarrett Boykin	Green Bay
WR	Mike Brown	Jacksonville
WR	Ted Ginn, Jr.	Arizona
T	Michael Oher	Tennessee
RB	Jordan Todman	Jacksonville
CB	Teddy Williams	Jacksonville

## 2014 UNRESTRICTED FREE AGENTS

Pos	Player	Team
CB	Antoine Cason	Arizona
WR	Jerricho Cotchery	Pittsburgh
TE	Ed Dickson	Baltimore
WR	Tiquan Underwood	Tampa Bay
QB	Joe Webb	Minnesota

### Unrestricted Free Agents Lost

WR	Ted Ginn, Jr.	Arizona
WR	Domenik Hixon	Chicago
WR	Brandon LaFell	New England
LB	Jordan Senn	Chicago
CB	Captain Munnerylyn	Minnesota
S	Mike Mitchell	Pittsburgh

## 2014 VETERAN FREE AGENTS

WR	Jason Avant
S	Thomas DeCoud
DE	Alex Hall
TE	Mike McNeil
S	Roman Harper

## 2013 UNRESTRICTED FREE AGENTS

Pos	Player	Team
LB	Chase Blackburn	New York Giants
CB	Drayton Florence	Detroit
WR	Ted Ginn, Jr.	San Francisco
WR	Domenik Hixon	New York Giants
S	Mike Mitchell	Oakland
CB	D.J. Moore	Chicago

### Unrestricted Free Agents Lost

TE	Gary Barnidge	Cleveland
WR	Louis Murphy	New York Giants
LB	Jason Phillips	Philadelphia
G	Mike Pollak	Cincinnati

## 2013 VETERAN FREE AGENTS

DT	Colin Cole
S	Quintin Mikell
G	Chris Scott
G	Travelle Wharton

## 2012 UNRESTRICTED FREE AGENTS

Pos	Player	Team
S	Haruki Nakamura	Baltimore
G	Mike Pollak	Indianapolis
S	Reggie Smith	San Francisco
FB	Mike Tolbert	San Diego

### Unrestricted Free Agents Lost

OL	Mackenzey Bernadeau	Dallas
LB	Dan Connor	Dallas
WR	Legedu Naanee	Miami

## 2012 VETERAN FREE AGENTS

P	Nick Harris
LB	Kenny Onatolu
DE	Jyles Tucker

## 2011 UNRESTRICTED FREE AGENTS

Pos	Player	Team
S	Sean Considine	Jacksonville
DT	Ron Edwards	Kansas City
LB	Omar Gaither	Philadelphia
K	Olindo Mare	Seattle
WR	Legedu Naanee	San Diego

# FREE AGENT HISTORY

## Unrestricted Free Agents Lost

TE	Jeff King	Arizona
OT	Derek Landri	Philadelphia
K	Rhys Lloyd	New York Giants
CB	Richard Marshall	Arizona
QB	Matt Moore	Miami
TE	Dante Rosario	Denver

## 2011 VETERAN FREE AGENTS

QB	Derek Anderson
CB	Cletis Gordon
TE	Ben Hartssock
S	Kevin Payne
TE	Jeremy Shockey

## 2010 UNRESTRICTED FREE AGENTS

### Unrestricted Free Agents Lost

QB	A.J. Feeley	St. Louis
DE	Julius Peppers	Chicago
CB	Dante Wesley	Detroit

## 2010 VETERAN FREE AGENTS

S	Aaron Francisco
S	Marcus Hudson
DT	Ed Johnson
C	Steve Justice
T	Rob Pettiti
RB	Josh Vaughan
WR	Wallace Wright

## 2009 UNRESTRICTED FREE AGENTS

### Unrestricted Free Agents Lost

C	Geoff Hangartner	Buffalo
WR	Mark Jones	Tennessee
OT	Frank Omyale	Chicago
LB	Adam Seward	Indianapolis

## 2009 VETERAN FREE AGENTS

G	Justin Geisinger
---	------------------

## 2008 UNRESTRICTED FREE AGENTS

Pos	Player	Team
DT	Tyler Brayton	Oakland
G	Milford Brown	St. Louis
DB	Ricardo Colclough	Cleveland
WR	D.J. Hackett	Seattle
LB	Landon Johnson	Cincinnati
DT	Ian Scott	Philadelphia
RB	LaBrandon Toefield	Jacksonville
G	Keydrick Vincent	Arizona

### Unrestricted Free Agents Lost

WR	Drew Carter	Oakland
WR	Keary Colbert	Denver
DB	Marquand Manuel	Denver
DT	Kindal Moorehead	Atlanta

## 2008 VETERAN FREE AGENTS

RB	Stephen Davis**
G	Toniui Fonoti
DB	Terrence Holt
WR	Muhsin Muhammad
DT	Darwin Walker
**	retired same day as signing

## 2007 UNRESTRICTED FREE AGENTS

Pos	Player	Team
S	Deke Cooper	San Francisco

## Unrestricted Free Agents Lost

LB	Vinny Ciurciu	Minnesota
LB	Chris Draft	St. Louis
TE	Mike Seidman	Indianapolis

## 2007 VETERAN FREE AGENTS

DE	Dave Ball
QB	David Carr
CB	Curtis DeLoatch
DT	Chad Lavalais
LB	Terrence Melton
WR	Kevin Youngblood

## 2006 UNRESTRICTED FREE AGENTS

Pos	Player	Team
LB	Keith Adams	Philadelphia
C	Justin Hartwig	Tennessee
DT	Maake Kemoeatu	Baltimore
DT	Damione Lewis	St. Louis
S	Kevin McCadam	Atlanta
S	Shaun Williams	New York Giants

### Unrestricted Free Agents Lost

S	Idrees Bashir	Detroit
S	Marlon McCree	San Diego
DE	Kemp Rasmussen	Seattle
G	Tutan Reyes	Buffalo
S	Dante Wesley	Chicago
LB	Will Witherspoon	St. Louis

## 2006 VETERAN FREE AGENTS

LB	Na'il Diggins
CB	Reggie Howard
WR	Keyshawn Johnson
P	Micah Knorr
DE	Otis Leverette

## 2005 UNRESTRICTED FREE AGENTS

Pos	Player	Team
S	Idrees Bashir	Indianapolis
TE	Freddie Jones	Arizona
CB	Ken Lucas	Seattle
S	Marlon McCree	Houston
P	Tom Rouen	Seattle

### Unrestricted Free Agents Lost

LB	Brian Allen	Washington
S	Travares Tillman	Miami

## 2005 VETERAN FREE AGENTS

WR	Eugene Baker
P	Steve Cheek
LB	Chris Draft
WR	Javin Hunter
G	Mike Wahle

## 2004 UNRESTRICTED FREE AGENTS

Pos	Player	Team
OL	Travis Claridge	Atlanta
CB	Terrance Shaw	Oakland
LB	Brandon Short	New York Giants

### Unrestricted Free Agents Lost

WR	Kevin Dyson	San Diego
LB	Greg Favors	Jacksonville
S	Deon Grant	Jacksonville
CB	Reggie Howard	Miami
G	Jeno James	Miami
TE	Jermaine Wiggins	Minnesota

# FREE AGENT HISTORY

ADMINISTRATION  
& COACHES

VETERANS

ROOKIES

2017 IN REVIEW

RECORDS

TEAM HISTORY

REFERENCE

## 2004 VETERAN FREE AGENTS

LB	Jesse Armstead
CB	Artrell Hawkins
WR	Donald Hayes
OL	Adam Meadows
G	Rich Tylski
DT	Rod Walker

## 2003 UNRESTRICTED FREE AGENTS

Pos	Player	Team
G	Doug Brzezinski	Philadelphia
QB	Jake Delhomme	New Orleans
WR	Kevin Dyson	Tennessee
LB	Greg Favors	Buffalo
WR	Ricky Proehl	St. Louis

### Unrestricted Free Agents Lost

LB	Hannibal Navies	Green Bay
C	Jamar Nesbit	Jacksonville

## 2003 VETERAN FREE AGENTS

RB	Stephen Davis
DT	Giradie Mercer
DE	Kavika Pittman
LB	Marquis Smith

## 2002 UNRESTRICTED FREE AGENTS

Pos	Player	Team
CB	Terry Cousin	Miami
QB	Rodney Peete	Oakland
RB	Lamar Smith	Miami

### Unrestricted Free Agents Lost

TE	Luther Broughton	Chicago
DT	Larry Chester	Miami
WR	Donald Hayes	New England
FB	Chris Hetherington	St. Louis

## 2002 VETERAN FREE AGENTS

RB	Michael Bates
LB	Jermaine Benoist
DT	Shane Burton
DT	James Clyburn
LB	Mark Fields
G	Derrick Fletcher
LB	Brad Jackson
CB	DeRon Jenkins
G	Scott Kiernan
DT	Emarlos Leroy
OL	Chris Snyder
CB	Cordell Taylor
CB	Fred Vinson

## 2001 UNRESTRICTED FREE AGENTS

Pos	Player	Team
TE	Luther Broughton	Philadelphia
DT	Brentson Buckner	San Francisco
G	Kevin Donnalley	Miami
LB	Jason Kyle	San Francisco
C	Jeff Mitchell	Baltimore
RB	Adrian Murrell	Washington

### Unrestricted Free Agents Lost

G	Matt Campbell	Washington
C	Frank Garcia	St. Louis
K	Joe Nedney	Tennessee

## 2001 VETERAN FREE AGENTS

T	Jon Blackman
P	Will Brice
DT	Larry Chester
DT	Harry Deligianis

RB	Chad Dukes
LB	Ron Merkerson
RB	Wilmont Perry
P	Todd Sauerbrun
T	Todd Steussie
WR	Jim Turner
OL	T.J. Washington

## 2000 UNRESTRICTED FREE AGENTS

Pos	Player	Team
OL	James Dexter	Arizona
CB	Jimmy Hitchcock	Minnesota
DE	Chuck Smith	Atlanta
DE	Jay Williams	St. Louis

### Unrestricted Free Agents Lost

T	Norberto Davidids-Garrido	Arizona
---	---------------------------	---------

## 2000 VETERAN FREE AGENTS

WR	Karl Hankton
RB	Natrone Means
WR	Larry Ryans
LB	Lee Woodall

## 1999 UNRESTRICTED FREE AGENTS

Pos	Player	Team
QB	Steve Bono	St. Louis
DE	Antonio Edwards	Atlanta
T	Clarence Jones	New Orleans
LB	Donta Jones	Pittsburgh
TE	Brian Kinchen	Baltimore
WR	Todd Kinchen	Atlanta
DB	Roderick Mullen	Green Bay
S	Mike Scurlock	St. Louis
LB	Steve Tovar	San Diego
LB	Dean Wells	Seattle
P	Klaus Wilmsmeyer	Miami

### Unrestricted Free Agents Lost

T	Blake Brockermeier	Chicago
WR	Raghib Ismail	Dallas
DE	Shawn King	Indianapolis
QB	Shane Matthews	Chicago
DB	Lenny McGill	Seattle

## 1999 VETERAN FREE AGENTS

T	Steven Conley
DE	Eric England
LB	Ray Farmer
FB	Chris Hetherington
S	Lamar Lyons
LB	Samuel Manuel
WR	Iheanyi Uwaezuoke

## 1998 UNRESTRICTED FREE AGENTS

Pos	Player	Team
S	Brent Alexander	Arizona
LB	Earnest Dixon	New Orleans
CB	Doug Evans	Green Bay
FB	William Floyd	San Francisco
DE	Sean Gilbert*	Washington
DB	Derwin Gray	Indianapolis
G	Corbin Lacina	Buffalo
S	Brett Maxie**	San Francisco
DB	Leonard Wheeler	Minnesota
*	franchise player	
**	retired same day as signing	



# FREE AGENT HISTORY

## Unrestricted Free Agents Lost

LB	Myron Baker	Indianapolis
G	Matt Elliott	Atlanta
TE	Walter Rasby	Detroit
S	Pat Terrell	Green Bay

## 1998 VETERAN FREE AGENTS

LB	Jeff Brady
OL	Bernard Dafney
FB	Mike Dulaney
LB	Kevin Greene
G	Shane Hannah
LB	Eddie Mason
TE	Brian Wiggins

## 1997 UNRESTRICTED FREE AGENTS

Pos	Player	Team
LB	Micheal Barrow	Tennessee
WR	Ernie Mills	Pittsburgh
DE	Ray Seals	Pittsburgh

## Unrestricted Free Agents Lost

FB	Bob Christian	Atlanta
WR	Willie Green	Denver
FB	Howard Griffith	Denver
DE	Mark Thomas	Chicago

## 1997 VETERAN FREE AGENTS

LB	Ray Jacobs
RB	Brian O'Neal

## 1996 UNRESTRICTED FREE AGENTS

Pos	Player	Team
QB	Steve Beuerlein	Jacksonville
LB	Duane Bickett	Seattle
CB	Eric Davis	San Francisco
LB	Kevin Greene	Pittsburgh
T	Greg Skrepenak	Oakland
TE	Wesley Walls	New Orleans

## Unrestricted Free Agents Lost

RB	Derrick Moore	Detroit
QB	Frank Reich	New York Jets
CB	Rod Smith	Minnesota

## 1996 VETERAN FREE AGENTS

WR	Michael Bates
DT	Les Miller
WR	Terry Obee
S	Damon Pieri
QB	Kelly Stouffer

## 1995 UNRESTRICTED FREE AGENTS

Pos	Player	Team
RB	Randy Baldwin	Cleveland
P	Tommy Barnhardt	New Orleans
WR	Don Beebe	Buffalo
LB	Darion Conner	New Orleans
DE	Mike Fox	New York Giants
T	Derrick Graham	Kansas City
K	John Kasay	Seattle
LB	Lamar Lathon	Houston
S	Brett Maxie	Atlanta
TE	Pete Metzelaars	Buffalo
LB	Sam Mills	New Orleans
QB	Frank Reich	Buffalo
LB	Frank Stams	Cleveland
WR	Dwight Stone	Pittsburgh
RB	Vernon Turner	Tampa Bay
DE	Gerald Williams	Pittsburgh
CB	James Williams	Arizona

## 1995 VETERAN FREE AGENTS

LB	Carlton Bailey
DL	Jeff Fields
RB	Eddie Fuller
RB	Judd Garrett
CB	Alan Haller
CB	Steve Lofton
S	Bubba McDowell
WR	Brian Wiggins

# TRADE HISTORY

Date	Acquired	From	In Exchange For
04/22/95	1995 1st Round (5) Draft Choice	Cincinnati	1995 1st Round (1) Draft Choice 1995 2nd Round (36) Draft Choice
04/22/95	1995 1st Round (22) Draft Choice 1995 6th Round (188) Draft Choice	Green Bay	1995 1st Round (32) Draft Choice 1995 3rd Round (65) Draft Choice 1995 6th Round (173) Draft Choice
04/22/95	1995 1st Round (29) Draft Choice	San Diego	1995 2nd Round (34) Draft Choice 1995 3rd Round (98) Draft Choice 1995 4th Round (100) Draft Choice
04/23/95	1995 6th Round (191) Draft Choice	Kansas City	1996 6th Round (176) Draft Choice
05/30/95	Barry Foster	Pittsburgh	1996 6th Round (192) Draft Choice
08/21/95	Ray Ethridge	Cleveland	Past Considerations
08/29/95	Travis Hill	Cleveland	Michael Bates
04/21/96	1996 4th Round (111) Draft Choice	Denver	1996 4th Round (122) Draft Choice 1996 5th Round (159) Draft Choice 1996 7th Round (235) Draft Choice
08/25/96	Raghib Ismail	Oakland	1997 5th Round (157) Draft Choice
08/24/97	Israel Raybon	Pittsburgh	1998 7th Round (203) Draft Choice
04/16/98	2000 1st Round (23) Draft Choice	Miami	1998 2nd Round (44) Draft Choice
07/23/98	1999 2nd Round (34) Draft Choice	Indianapolis	Tyrone Poole
03/01/99	Jeff Lewis	Denver	1999 3rd Round (67) Draft Choice, 2000 4th Round (112) Draft Choice
08/05/99	Undisclosed Draft Choice	Green Bay	Jamie Wilson
09/05/99	2001 7th Round (227) Draft Choice	Philadelphia	Luther Broughton
04/15/00	2000 2nd Round (57) Draft Choice 2000 4th Round (120) Draft Choice	Tampa Bay	2000 2nd Round (51) Draft Choice
04/21/00	Spencer Reid	Indianapolis	Fred Lane
09/02/01	Perry Phenix	Tennessee	Undisclosed Draft Choice
04/20/02	2002 3rd Round (73) Draft Choice 2002 5th Round (145) Draft Choice	Cincinnati	2002 3rd Round (67) Draft Choice
07/19/02	Al Wallace 2003 4th Round (119) Draft Choice	Miami	Jay Williams
04/26/03	2003 2nd Round (50) Draft Choice 2003 4th Round (120) Draft Choice	New England	2003 2nd Round (45) Draft Choice
04/26/03	2003 3rd Round (82) Draft Choice	Denver	2003 4th Round (108) Draft Choice 2003 4th Round (120) Draft Choice 2003 7th Round (227) Draft Choice
04/27/03	2003 7th Round (226) Draft Choice 2003 7th Round (247) Draft Choice	Miami	2003 6th Round (181) Draft Choice
04/24/04	2004 1st Round (28) Draft Choice	San Francisco	2004 1st Round (31) Draft Choice 2004 4th Round (127) Draft Choice
08/25/04	Javier Collins	Dallas	Conditional Draft Choice
09/04/04	Todd Fordham	Pittsburgh	2005 7th Round (228) Draft Choice
04/23/05	2005 2nd Round (54) Draft Choice 2005 4th Round (121) Draft Choice 2005 4th Round (126) Draft Choice	Seattle	2005 2nd Round (45) Draft Choice
04/23/05	2005 3rd Round (89) Draft Choice	Green Bay	2005 4th Round (115) Draft Choice 2005 4th Round (126) Draft Choice

ADMINISTRATION  
& COACHES

VETERANS

ROOKIES

2017 IN REVIEW

RECORDS

TEAM HISTORY

REFERENCE

# TRADE HISTORY

Date	Acquired	From	In Exchange For
05/19/05	Jason Baker 2006 7th Round (237) Draft Choice	Denver	Todd Sauerbrun
07/28/05	Rod Gardner	Washington	2006 6th Round (196) Draft Choice
04/28/07	2007 1st Round (25) Draft Choice 2007 2nd Round (59) Draft Choice 2007 5th Round (164) Draft Choice	New York Jets	2007 1st Round (14) Draft Choice 2007 6th Round (191) Draft Choice
08/03/07	Chris Harris	Chicago	2008 5th Round (142) Draft Choice
02/29/08	2008 3rd Round (67) Draft Choice, 2008 5th Round (141) Draft Choice	New York Jets	Kris Jenkins
04/26/08	2008 1st Round (19) Draft Choice	Philadelphia	2008 2nd Round (43) Draft Choice 2008 4th Round (109) Draft Choice 2009 1st Round (28) Draft Choice
08/30/08	Josh McCown	Miami	2009 7th Round (237) Draft Choice
04/13/09	J.J. Jansen	Green Bay	2011 7th Round (204) Draft Choice
0/4/25/09	2009 2nd Round (43) Draft Choice 2009 4th Round (111) Draft Choice	San Francisco	2010 1st Round (17) Draft Choice
04/26/99	2009 7th Round (216) Draft Choice 2010 6th Round (175) Draft Choice	Oakland	2009 6th Round (202) Draft Choice
09/01/09	Louis Leonard	Cleveland	2010 6th Round (186) Draft Choice
10/20/09	Tank Tyler	Kansas City	2010 5th Round (144) Draft Choice
04/23/10	2010 3rd Round (89) Draft Choice	New England	2011 2nd Round (33) Draft Choice
04/24/10	2010 4th Round (124) Draft Choice 2010 6th Round (198) Draft Choice	New York Jets	2010 4th Round (112) Draft Choice
04/27/10	Jamar Williams	Chicago	Chris Harris
07/29/11	Greg Olsen	Chicago	2012 3rd Round (73) Draft Choice
03/30/12	Bruce Campbell	Oakland	Mike Goodson
04/28/12	2012 4th Round (103) Draft Choice	San Francisco	2012 6th Round (180) Draft Choice 2013 3rd Round (74) Draft Choice
07/24/12	Louis Murphy	Oakland	2013 7th Round (219) Draft Choice
08/31/12	Colin Jones	San Francisco	2014 7th Round (243) Draft Choice
10/04/13	2014 7th Round (225) Draft Choice	New York Giants	Jon Beason
05/10/14	2014 5th Round (148) Draft Choice	Minnesota	2014 5th Round (168) Draft Choice 2014 7th Round (225) Draft Choice
08/19/14	Conditional 2015 7th Round Draft Choice	Philadelphia	Kenjon Barner
05/01/15	2015 2nd Round (41) Draft Choice	St. Louis	2015 2nd Round (57) Draft Choice 2015 3rd Round (89) Draft Choice 2015 6th Round (201) Draft Choice
05/02/15	2015 4th Round (102) Draft Choice	Oakland	2014 4th Round (124) Draft Choice 2014 5th Round (161) Draft Choice 2014 7th Round (242) Draft Choice
09/29/15	Jared Allen	Chicago	2016 6th Round (206) Draft Choice
04/29/16	2016 3rd Round (77) Draft Choice 2016 5th Round (141) Draft Choice	Cleveland	2016 3rd Round (93) Draft Choice 2016 4th Round (129) Draft Choice 2016 5th Round (168) Draft Choice
08/29/16	Andy Lee 2017 7th Round (233) Draft Choice	Cleveland	Kasey Redfern 2018 4th Round Draft Choice

ADMINISTRATION  
& COACHES

VETERANS

ROOKIES

2017 IN REVIEW

RECORDS

TEAM HISTORY

REFERENCE

# TRADE HISTORY

Date	Acquired	From	In Exchange For
03/11/17	2017 2nd Round (64) Draft Choice	New England	Kony Ealy 2017 3rd Round (72) Draft Choice
04/28/17	2017 3rd Round (77) Draft Choice	Arizona	2017 3rd Round (98) Draft Choice 2017 4th Round (115) Draft Choice
09/3/17	Kevon Seymour	Buffalo	Kaelin Clay 2019 7th Round Draft Choice
10/31/17	2018 3rd Round (85) Draft Choice 2018 7th Round (234) Draft Choice	Buffalo	Kelvin Benjamin
3/14/18	Torrey Smith	Philadelphia	Daryl Worley
4/27/18	2018 4th Round (101) Draft Choice	Green Bay	2018 3rd Round (88) Draft Choice
4/28/18	2018 4th Round (147) Draft Choice 2018 4th Round (136) Draft Choice	Los Angeles Rams	2018 5th Round (147) Draft Choice 2018 6th Round (197) Draft Choice

ADMINISTRATION  
& COACHES

VETERANS

ROOKIES

2017 IN REVIEW

RECORDS

TEAM HISTORY

REFERENCE

# ALL-TIME HONORS

## ALL-TIME PRO BOWLS

- 5** Luke Kuechly (2017, 2016, 2015, 2014, 2013)  
Ryan Kalil (2015, 2013, 2011, 2010, 2009)  
Steve Smith (2011, 2008, 2006, 2005, 2001)  
Julius Peppers (2009, 2008, 2006, 2005, 2004)  
Wesley Walls (2001, 1999, 1998, 1997, 1996)  
Michael Bates (2000, 1999, 1998, 1997, 1996)
- 3** Trai Turner (2017, 2016, 2015)  
Thomas Davis (2017, 2016, 2015)  
Greg Olsen (2016, 2015, 2014)  
Mike Tolbert (2016, 2015, 2014)  
Cam Newton (2015, 2013, 2011)  
Jordan Gross (2013, 2010, 2008)  
Jon Beason (2010, 2009, 2008)  
Kris Jenkins (2006, 2003, 2002)  
Todd Sauerbrun (2003, 2002, 2001)
- 2** Muhsin Muhammad (2004, 1999)
- 1** Graham Gano (2017)  
Josh Norman (2015)  
Kawann Short (2015)  
Jonathan Stewart (2015)  
Greg Hardy (2013)  
J.J. Jansen (2013)  
DeAngelo Williams (2009)  
Jake Delhomme (2005)  
Mike Wahle (2005)  
Mark Fields (2004)  
Dan Morgan (2004)  
Stephen Davis (2003)  
Mike Rucker (2003)

- Steve Beurlein (1999)  
Kevin Greene (1998)  
Kerry Collins (1996)  
Eric Davis (1996)  
John Kasay (1996)  
Lamar Lathon (1996)  
Sam Mills (1996)

## ALL-TIME ASSOCIATED PRESS ALL-PRO

- 5** Luke Kuechly (2017, 2016, 2015, 2014, 2013)  
Ryan Kalil (2015, 2013, 2011, 2010, 2009)  
Steve Smith (2011, 2008, 2006, 2005, 2001)  
Julius Peppers (2010, 2009, 2008, 2006, 2004)
- 3** Todd Sauerbrun (2003, 2002, 2001)
- 2** Greg Olsen (2016, 2015)  
Mike Tolbert (2015, 2013)  
Jon Beason (2009, 2008)  
Kris Jenkins (2003, 2002)  
Wesley Walls (1999, 1997)
- 1** Daryl Williams (2017)  
Andrew Norwell (2017)  
Thomas Davis (2015)  
Cam Newton (2015)  
Josh Norman (2015)  
Kawann Short (2015)  
Greg Hardy (2013)  
Jordan Gross (2008)  
DeAngelo Williams (2008)  
Musin Muhammad (2004)

## 2017

### THOMAS DAVIS (LB)

Pro Bowl (played as alternate)

### GRAHAM GANO (K)

Pro Bowl (played as alternate)

### LUKE KUECHLY (LB)

AP All-Pro First Team; Pro Bowl; PFWA All-NFC; Sporting News All-Pro

### ANDREW NORWELL (G)

AP All-Pro First Team

### TRAI TURNER (G)

Pro Bowl (played as alternate)

### DARYL WILLIAMS (T)

AP All-Pro Second Team

## 2016

### THOMAS DAVIS (LB)

Pro Bowl

### LUKE KUECHLY (LB)

AP All-Pro Second Team; Pro Bowl; Sporting News All-Pro

### GREG OLSEN (TE)

AP All-Pro Second-Team; Pro Bowl; PFWA All-NFC

### MIKE TOLBERT (FB)

Pro Bowl

### TRAI TURNER (G)

Pro Bowl (played as alternate)

## 2015

### DAVE GETTLEMAN (GENERAL MANAGER)

Sporting News NFL Executive of the Year; Sports Illustrated Executive of the Year

### RON RIVERA (HEAD COACH)

AP NFL Coach of the Year; PFWA NFL Coach of the Year; Sporting News NFL Coach of the Year; Sports Illustrated NFL Coach of the Year; Maxwell Club - Coach of the Year

### THOMAS DAVIS (LB)

AP All-Pro First Team; Pro Bowl; PFWA All-NFC; NFLPA Byron "Whizzer" White Award; The Bart Starr Award

### RYAN KALIL (C)

AP All-Pro First-Team; Pro Bowl; PFWA All-NFL; PFWA All-NFC; Sporting News All-Pro

# ALL-TIME HONORS

ADMINISTRATION  
& COACHES

VETERANS

ROOKIES

2017 IN REVIEW

RECORDS

TEAM HISTORY

REFERENCE

## LUKE KUECHLY (LB)

AP All-Pro First-Team; Pro Bowl; PFWA All-NFL; PFWA All-NFC; Sporting News All-Pro

## CAM NEWTON (QB)

AP NFL MVP; AP NFL Offensive Player of the Year; AP All-Pro First Team; Pro-Bowl; PFWA NFL MVP; PFWA NFL Offensive Player of the Year; PFWA All-NFL; PFWA All-NFC; Sporting News NFL Offensive Player of the Year; Sporting News All-Pro; Sports Illustrated NFL MVP; Maxwell Club - Player of the Year

## JOSH NORMAN (CB)

AP All-Pro First-Team; Pro Bowl; PFWA All-NFL; PFWA All-NFC; PFWA NFL Co-Most Improved Player; Sporting News All-Pro

## GREG OLSEN (TE)

AP All-Pro Second-Team; Pro Bowl; PFWA All-NFC

## KAWANN SHORT (DT)

AP All-Pro Second-Team; Pro Bowl; PFWA All-NFC

## JONATHAN STEWART (RB)

Pro Bowl

## MIKE TOLBERT (FB)

AP All-Pro First-Team; Pro Bowl

## TRAI TURNER (G)

Pro Bowl

## 2014

### THOMAS DAVIS (LB)

NFL Walter Payton Man of the Year

### KONY EALY (DE)

PFWA All-Rookie

### LUKE KUECHLY (LB)

Pro Bowl; AP All-Pro First Team; PFWA All-NFL; PFWA All-NFC; Sporting News All-Pro; Sports Illustrated All-Pro

### GREG OLSEN (TE)

Pro Bowl; PFWA All-NFC

## 2013

### RON RIVERA (HEAD COACH)

AP Coach of the Year; PFW/PFWA Coach of the Year; Sporting News Coach of the Year; Sports Illustrated (Peter King) Co-Coach of the Year

### SEAN McDERMOTT (DEFENSIVE COORDINATOR)

Sporting News Coordinator of the Year

### JORDAN GROSS (T)

Pro Bowl (played as alternate)

### GREG HARDY (DE)

Pro Bowl; AP All-Pro Second Team; PFW/PFWA All-NFC; Sporting News All-Pro

### J.J. JANSEN (LS)

Pro Bowl (selected as need player)

## RYAN KALIL (C)

Pro Bowl; AP All-Pro First Team; PFW/PFWA All-NFL; PFW/PFWA All-NFC; Sporting News All-Pro

## LUKE KUECHLY (LB)

AP Defensive Player of the Year; Sporting News Defensive Player of the Year; Pro Bowl; AP All-Pro First Team; PFW/PFWA All-NFL; PFW/PFWA All-NFC; Sporting News All-Pro; Sporting News All-Pro

## STAR LOTULELEI (DT)

PFW/PFWA All-Rookie

## CAM NEWTON (QB)

Pro Bowl

## KAWANN SHORT (DT)

PFW/PFWA All-Rookie

## MIKE TOLBERT (FB)

Pro Bowl; AP All-Pro First Team; Sporting News All-Pro

## 2012

### LUKE KUECHLY (LB)

AP Defensive Rookie of the Year; PFW/PFWA All-Rookie; PFW/PFWA Defensive Rookie of the Year

### AMINI SILATOLU (G)

PFW/PFWA All-Rookie

## 2011

### RYAN KALIL (C)

Pro Bowl; AP All-Pro Second Team

### CAM NEWTON (QB)

Pro Bowl (played as alternate); AP Offensive Rookie of the Year; PFW/PFWA All-Rookie; PFW/PFWA Rookie of the Year; PFW/PFWA Offensive Rookie of the Year; Sporting News Rookie of the Year; Sports Illustrated Offensive Rookie of the Year; Pepsi Rookie of the Year

### STEVE SMITH (WR)

Pro Bowl

## 2010

### JON BEASON (LB)

Pro Bowl (played as alternate)

### JORDAN GROSS (OT)

Pro Bowl

### RYAN KALIL (C)

Pro Bowl

## 2009

### JON BEASON (LB)

Pro Bowl; AP All-Pro Second Team

### RYAN KALIL (C)

Pro Bowl

### JULIUS PEPPERS (DE)

Pro Bowl; AP All-Pro Second Team

# ALL-TIME HONORS

## DeANGELO WILLIAMS (RB)

Pro Bowl

### 2008

## JON BEASON (LB)

Pro Bowl; AP All-Pro First Team

## JORDAN GROSS (OT)

Pro Bowl; AP All-Pro First Team; PFW/PFWA All-Pro Team; PFW/PFWA All-NFC Team; Sporting News All-Pro Team

## JULIUS PEPPERS (DE)

Pro Bowl; AP All-Pro Second Team; Sporting News All-Pro Team

## STEVE SMITH (WR)

Pro Bowl

## DeANGELO WILLIAMS (RB)

AP All-Pro Second Team; PFW/PFWA Most Improved

### 2007

## JON BEASON (LB)

PFW/PFWA All-Rookie Team

### 2006

## KRIS JENKINS (DT)

Pro Bowl

## RICHARD MARSHALL (CB)

PFW/PFWA All-Rookie Team

## JULIUS PEPPERS (DE)

Pro Bowl; AP All-Pro First Team; PFW/PFWA All-Pro Team; PFW/PFWA All-NFC Team; Sporting News All-Pro Team; USA Today Sports Weekly All-Pro Team

## STEVE SMITH (WR)

Pro Bowl

### 2005

## JAKE DELHOMME (QB)

Pro Bowl

## KEN LUCAS (CB)

Sports Illustrated All-Pro Team

## JULIUS PEPPERS (DE)

Pro Bowl

## STEVE SMITH (WR)

Pro Bowl; AP Co-Comeback Player of the Year; Pro Football Weekly/PFWA Comeback Player of the Year; AP All-Pro First Team; Sports Illustrated All-Pro Team; PFW/PFWA All-Pro Team; PFW/PFWA All-NFC Team; Sporting News All-Pro Team; All-NFL Team

## MIKE WAHLE (G)

Pro Bowl; PFW/PFWA All-NFC Team

### 2004

## MARK FIELDS (LB)

Pro Bowl (played as alternate)

## CHRIS GAMBLE (CB)

Pro Football Weekly All-Rookie

## JORDAN GROSS (OT)

Football Digest All-Pro Second Team

## DAN MORGAN (LB)

Pro Bowl; Pro Football Weekly All-NFC

## MUHSIN MUHAMMAD (WR)

Pro Bowl; AP All-Pro First Team; College & Pro Football Weekly All-Pro; Football Digest All-Pro Second Team; Pro Football Weekly All-NFL; Pro Football Weekly All-NFC

## JULIUS PEPPERS (DE)

Pro Bowl; AP All-Pro First Team; College & Pro Football Weekly All-Pro; Football Digest All-Pro; Pro Football Weekly All-NFL; Pro Football Weekly All-NFC; The Sporting News All-Pro

### 2003

## STEPHEN DAVIS (RB)

Pro Bowl

## JORDAN GROSS (T)

Sports Illustrated All-Pro; Pro Football Weekly All-Rookie

## KRIS JENKINS (DT)

Pro Bowl; AP All-Pro First Team; Pro Football Weekly All-NFL; Pro Football Weekly All-NFC; Football Digest All-Pro; The Sporting News All-Pro

## MIKE MINTER (S)

Football Digest All-Pro Second-Team

## MIKE RUCKER (DE)

Pro Bowl; Sports Illustrated All-Pro; Football Digest All-Pro Second-Team

## TODD SAUERBRUN (P)

Pro Bowl; AP All-Pro Second Team; Pro Football Weekly All-NFC; Football Digest All-Pro; The Sporting News All-Pro

### 2002

## KRIS JENKINS (DT)

Pro Bowl (played as alternate); AP All-Pro First Team; Football Digest All-Pro Second Team

## JULIUS PEPPERS (DE)

AP Defensive Rookie of the Year; Sports Illustrated Defensive Rookie of the Year; Pro Football Weekly Defensive Rookie of the Year; Football Digest Defensive Rookie of the Year; Pro Football Weekly All-Rookie

## TODD SAUERBRUN (P)

Pro Bowl; AP All-Pro First Team; Sports Illustrated All-Pro; Pro Football Weekly All-Pro; Football Digest All-Pro; The Sporting News All-Pro

### 2001

## DAN MORGAN (LB)

Pro Football Weekly All-Rookie

ADMINISTRATION  
& COACHES

VETERANS

ROOKIES

2017 IN REVIEW

RECORDS

TEAM HISTORY

REFERENCE

# ALL-TIME HONORS

ADMINISTRATION  
& COACHES

VETERANS

ROOKIES

2017 IN REVIEW

RECORDS

TEAM HISTORY

REFERENCE

## TODD SAUERBRUN (P)

Pro Bowl; Pro Football Weekly/PFWA Golden Toe; The Sporting News All-Pro; College & Pro Football News/Weekly All-Pro First Team; AP All-Pro First Team; Sports Illustrated All-Pro (Dr. Z); Pro Football Weekly All-NFL; Pro Football Weekly All-NFC; Football News All-NFC

## STEVE SMITH (KR)

Pro Bowl; The Sporting News All-Pro; Football News All-NFL Rookie; Football News All-NFC; AP All-Pro First Team; Sports Illustrated All-Pro (Dr. Z); Pro Football Weekly All-NFL; Pro Football Weekly All-Rookie; Pro Football Weekly All-NFC; Football Digest All-Pro First Team

## WESLEY WALLS (TE)

Pro Bowl; Pro Football Weekly All-NFC

## CHRIS WEINKE (QB)

Football News All-NFL Rookie; Pro Football Weekly All-Rookie

## 2000

### MICHAEL BATES (KR)

Pro Bowl (as special teamer); Pro Football Weekly All-NFL (as special teamer); Pro Football Weekly All-NFC (as special teamer); Football Digest All-Pro First Team (as special teamer)

## JENO JAMES (OL)

Pro Football Weekly All-Rookie

## LESTER TOWNS (LB)

Football Digest Top 16 Rookie

## 1999

### MICHAEL BATES (KR)

Pro Bowl (as special teamer); Pro Football Weekly All-NFL (as special teamer); Pro Football Weekly All-NFC (as special teamer)

## STEVE BEUERLEIN (QB)

Pro Bowl

## MUHSIN MUHAMMAD (WR)

Pro Bowl

## CHRIS TERRY (T)

College and Pro Football News/Weekly All-Rookie; Football Digest All-Rookie; Football News All-Rookie; Pro Football Weekly All-Rookie

## WESLEY WALLS (TE)

Pro Bowl; AP All-Pro Second Team; College and Pro Football News/Weekly Second Team; Football News All-NFC; Pro Football Weekly All-NFC

## 1998

### MICHAEL BATES (KR)

Pro Bowl (as special teamer); Pro Football Weekly All-NFC (as special teamer)

## KEVIN GREENE (LB)

Pro Bowl; All-Madden

## JASON PETER (DE)

College and Pro Football Weekly All-Rookie

## WESLEY WALLS (TE)

Pro Bowl; Football News All-NFC

## 1997

### MICHAEL BATES (KR)

Pro Bowl; Sports Illustrated All-Pro (Dr. Z); Pro Football Weekly All-NFL; Pro Football Weekly All-NFC; Sporting News All-Pro; Football News All-NFC; Football Digest All-NFL

### WESLEY WALLS (TE)

Pro Bowl; Second-Team All-Pro; All-Madden; Pro Football Weekly All-NFC

## RAE CARRUTH (WR)

Pro Football Weekly All-Rookie; College and Pro Football News All-Rookie; Football News All-Rookie

## KEN WALTER (P)

Pro Football Weekly All-Rookie; College and Pro Football News All-Rookie; Football News All-Rookie

## 1996

### DOM CAPERS (HEAD COACH)

Pro Football Weekly/PFWA Coach of the Year; AP Coach of the Year; UPI NFC Coach of the Year; The Sporting News Coach of the Year; Football News Coach of the Year; Sports Illustrated Coach of the Year; USA Today Coach of the Year; College and Pro Football News/Weekly Coach of the Year; Maxwell Club Coach of the Year (Earle "Greasy" Neale Trophy)

## BILL POLIAN (GENERAL MANAGER)

The Sporting News Executive of the Year; Pro Football Weekly Executive of the Year

## MICHAEL BATES (KR)

Pro Bowl; AP All-Pro First Team; College and Pro Football News/Weekly All-Pro; Football News All-Pro; Pro Football Weekly/PFWA All-Pro; Football Digest All-Pro; Football News All-Pro; USA Today All-Pro

## KERRY COLLINS (QB)

Pro Bowl (played as alternate)

## NORBERTO DAVIDDS-GARRIDO (T)

Football News All-Rookie

## ERIC DAVIS (CB)

Pro Bowl

## KEVIN GREENE (LB)

Pro Bowl; Newspaper Enterprise Assn. Defensive Player of the Year (George Halas Award); UPI Defensive Player of the Year; AP All-Pro First Team; All-Madden; College and Pro Football News/Weekly All-Pro; Football Digest All-Pro; Pro Football Weekly/PFWA All-Pro; UPI All-NFC; Football News All-NFC.

## JOHN KASAY (K)

Pro Bowl; UPI All-Pro; Football News All-NFC

## GREG KRAGEN (NT)

All-Madden

## LAMAR LATHON (LB)

Pro Bowl; All-Madden; UPI All-NFC



# ALL-TIME HONORS

## **SAM MILLS (LB)**

Pro Bowl; AP All-Pro First Team; All-Madden; Sports Illustrated All-Pro;  
Pro Football Weekly/PFWA All-Pro; Football News All-NFC

## **WESLEY WALLS (TE)**

Pro Bowl; All-Madden; Football News All-NFC; UPI All-NFC

## **1995**

### **DOM CAPERS (HEAD COACH)**

Pro Football Weekly/PFWA Coach of the Year

### **BILL POLIAN (GENERAL MANAGER)**

The Sporting News Executive of the Year

### **BLAKE BROCKERMEYER (T)**

Pro Football Weekly/PFWA All-Rookie; College and Pro Football  
Newsweekly All-Rookie

### **KERRY COLLINS (QB)**

College and Pro Football Newsweekly All-Rookie; Football News All-  
Rookie; Pro Football Weekly/PFWA All-Rookie

### **TYRONE POOLE (CB)**

All-Madden; College and Pro Football Newsweekly All-Rookie; Pro  
Football Weekly/PFWA All-Rookie

### **CURTIS WHITLEY (C)**

Sports Illustrated All-Pro (Dr. Z)

# POSTSEASON HISTORY

## NFC DIVISIONAL PLAYOFFS CAROLINA 26 — DALLAS 17

January 5, 1997  
Ericsson Stadium • Charlotte, NC

**WEATHER:** Partly Cloudy, 67°, Wind SW 15 mph - **ATTENDANCE:** 72,808 - **TIME:** 2:58

In the first playoff game in team history, the Carolina Panthers stuck to a formula that had worked all season, using an opportunistic offense, a Sam Mills-led defense, solid special teams and an uplifting record-sized crowd to defeat the defending Super Bowl Champion Dallas Cowboys, 26-17.

Running back Anthony Johnson earned his sixth 100-yard game of the season behind a performance by the offensive line which did not allow quarterback Kerry Collins to be sacked all day. Collins completed a workmanlike 12-of-22 passes for 100 yards and two touchdowns, and directed the team to 17 first-half points. The defense supplied a team effort with interceptions by Chad Cota, Pat Terrell and Mills and sacks by Lamar Lathon and Les Miller, while successfully executing three goal-line stands from inside their own five-yard line. Kicker John Kasay converted on all four field goal attempts.

The Cowboys took a 3-0 lead on a 22-yard field goal before a Collins pass to Wesley Walls following a 68-yard drive put the Panthers ahead 7-3. After trading touchdowns, the Cowboys got within three following a Panthers safety when a snap sailed over punter Rohn Stark's head. Cota's interception on Dallas' ensuing possession, however, set up a 24-yard Kasay field goal and a 17-11 halftime lead.

The two teams traded field goals in the third quarter and again to begin the fourth, with Chris Boniol converting twice from 21 and Kasay twice from 40. After the Panthers downed a Stark punt at the one, Terrell's interception set up a Kasay 32-yard conversion, before Mills' interception and return to the one-yard line, sealed the game.

### OFFICIALS

**Referee** — Johnny Grier (23) **Umpire** — Jim Quirk (5) **Head Linesman** — Mark Baltz (26) **Line Judge** — Jeff Bergman (32)  
**Field Judge** — Ron Spittler (119) **Side Judge** — Ron Liebsack (76) **Back Judge** — Scott Steenson (88)

### STARTING LINEUPS

#### Dallas Cowboys

Offense			Defense		
WR	85	K. Williams	LDE	92	T. Tolbert
LT	71	M. Tuinei	LDT	95	C. Hennings
LG	61	N. Newton	RDT	75	T. Casillas
C	53	R. Donaldson	RDE	96	S. Carver
RG	73	L. Allen	SLB	51	B. Thomas
RT	79	E. Williams	MLB	55	F. Strickland
TE	86	E. Bjornson	WLB	59	D. Smith
WR	88	M. Irvin	LCB	26	K. Smith
QB	8	T. Aikman	RCB	21	D. Sanders
FB	48	T. Johnston	SS	28	D. Woodson
RB	22	E. Smith	FS	30	G. Teague

#### Carolina Panthers

Offense			Defense		
WR	86	W. Green	LDE	93	M. Fox
LT	66	M. Campbell	NT	71	G. Kragen
LG	52	M. Elliott	RDE	98	G. Williams
C	65	F. Garcia	LOLB	91	K. Greene
RG	75	G. Skrepenak	LILB	51	S. Mills
RT	76	N. Garrido	RILB	54	C. Bailey
TE	85	W. Walls	ROLB	57	L. Lathon
WR	85	M. Carrier	LCB	25	E. Davis
QB	12	K. Collins	RCB	38	T. Poole
FB	30	H. Griffith	SS	39	B. Maxie
RB	23	A. Johnson	FS	40	P. Terrell

**CAROLINA SUBSTITUTIONS:** P 3 R. Stark, PK 4 J. Kasay, RB 20 W. Oliver, S 27 D. Pieri, CB 31 R. Smith, S 37 C. Cota, CB 41 T. Cook, FB 43 S. Greene, LB 50 D. Bickett, LB 56 M. Baker, LB 58 A. Royal, C 63 M. Rodenhausner, C 64 C. Whitley, DE 69 L. Miller, T 78 B. Brockermeier, WR 80 D. Stone, WR 81 R. Ismail, WR 82 M. Bates, WR 87 M. Muhammad, TE 88 W. Rasby, DE 95 M. Thomas. **DID NOT PLAY:** QB 7 S. Beuerlein, CB 29 S. Lofton. **INACTIVE:** QB 11 J. Barker, CB 26 E. McDaniel, RB 32 D. Phillyaw, G 67 B. Hayes, T 74 M. Dennis, TE 89 S. Tucker, NT 90 E. Phillion.

VISITOR	HOME	1	2	3	4	OT	TOTAL	FIELD GOALS (made( ) & missed)	
		Dallas Cowboys	3	8	3	3	-	17	C. Boniol (22) (21) (21)
Carolina Panthers	7	10	3	6	-	26	J. Kasay (24) (40) (40) (32)		

Team	Qtr	Clock Time	PLAY DESCRIPTION (Extra Point) (Drive Info)	SCORE	
				Visitor	Home
COWBOYS	1	8:27	C. Boniol 22 yd. Field Goal (10-49, 4:20)	3	0
PANTHERS	1	5:28	W. Walls 1 yd. pass from K. Collins (J. Kasay kick) (6-68, 2:59)	3	7
PANTHERS	2	12:49	W. Greene 10 yd. pass from K. Collins (J. Kasay kick) (11-42, 5:59)	3	14
COWBOYS	2	4:19	D. Johnston 2 yd. pass from T. Aikman (Two-point attempt failed) (14-73, 8:30)	9	14
COWBOYS	2	3:11	R. Stark snap out of end zone, forced by TEAM for SAFETY	11	14
PANTHERS	2	0:03	J. Kasay 24 yd. Field Goal (7-21, 1:46)	11	17
COWBOYS	3	10:07	C. Boniol 21 yd. Field Goal (5-13, 2:05)	14	17
PANTHERS	3	4:58	J. Kasay 40 yd. Field Goal (10-50, 5:09)	14	20
PANTHERS	4	11:41	J. Kasay 40 yd. Field Goal (11-51, 6:44)	14	23
COWBOYS	4	5:33	C. Boniol 21 yd. Field Goal (12-78, 6:08)	17	23
PANTHERS	4	1:48	J. Kasay 32 yd. Field Goal (4-5, 0:28)	17	26

ADMINISTRATION  
& COACHES

VETERANS

ROOKIES

2017 IN REVIEW

RECORDS

TEAM HISTORY

REFERENCE

# POSTSEASON HISTORY

## FINAL INDIVIDUAL STATISTICS

Dallas Cowboys							Carolina Panthers												
<b>RUSHING</b>																			
	ATT	YDS	AVG	LG	TD														
E. Smith	22	80	3.6	25	0	A. Johnson	26	104	4.0	12	0								
D. Sanders	1	16	16.0	16	0	W. Oliver	3	11	3.7	9	0								
T. Aikman	1	0	0.0	0	0	R. Ismail	1	7	7.0	7	0								
						K. Collins	6	5	0.8	8	0								
						R. Stark	1	0	0.0	0	0								
<b>Total</b>	<b>24</b>	<b>96</b>	<b>4.0</b>	<b>25</b>	<b>0</b>	<b>Total</b>	<b>37</b>	<b>127</b>	<b>3.4</b>	<b>12</b>	<b>0</b>								
<b>PASSING</b>																			
	ATT	CMP	YDS	SK/YD	TD	LG	IN												
T. Aikman	36	18	165	2/17	1	23	3	K. Collins	22	12	100	0/0	2	22	1	1			
<b>Total</b>	<b>36</b>	<b>18</b>	<b>165</b>	<b>2/17</b>	<b>1</b>	<b>23</b>	<b>3</b>	<b>Total</b>	<b>22</b>	<b>12</b>	<b>100</b>	<b>0/0</b>	<b>2</b>	<b>22</b>	<b>1</b>	<b>1</b>			
<b>PASS RECEIVING</b>																			
	NO	YDS	AVG	LG	TD														
K. Williams	6	89	14.8	23	0	W. Green	5	53	10.6	22	1								
D. Johnston	4	18	4.5	7	1	W. Walls	3	25	8.3	13	1								
K. Martin	3	31	10.3	13	0	A. Johnson	1	9	9.0	9	0								
E. Smith	3	-2	-0.6	3	0	M. Carrier	1	7	7.0	7	0								
M. Irvin	1	22	22.0	22	0	W. Oliver	1	5	5.0	5	0								
E. Bjornson	1	7	7.0	7	0	H. Griffith	1	1	1.0	1	0								
<b>Total</b>	<b>18</b>	<b>165</b>	<b>9.2</b>	<b>23</b>	<b>1</b>	<b>Total</b>	<b>12</b>	<b>100</b>	<b>8.3</b>	<b>22</b>	<b>2</b>								
<b>INTERCEPTIONS</b>																			
	NO	YDS	AVG	LG	TD														
D. Woodson	1	0	0.0	0	0	C. Cota	1	49	49.0	49	0								
						P. Terrell	1	49	49.0	49	0								
<b>Total</b>	<b>1</b>	<b>0</b>	<b>0.0</b>	<b>0</b>	<b>0</b>	<b>Total</b>	<b>3</b>	<b>122</b>	<b>40.7</b>	<b>49</b>	<b>0</b>								
<b>PUNTING</b>																			
	NO	YDS	AVG	TB	IN20	LG													
J. Jett	3	153	51.0	0	1	59	R. Stark	1	39	39.0	0	1	39						
<b>Total</b>	<b>3</b>	<b>153</b>	<b>51.0</b>	<b>0</b>	<b>1</b>	<b>59</b>	<b>Total</b>	<b>1</b>	<b>39</b>	<b>39.0</b>	<b>0</b>	<b>1</b>	<b>39</b>						
<b>PUNT RETURNS</b>																			
	NO	YDS	AVG	FC	LG	TD													
(DOWNED)	1	0	0.0	0	0	0	W. Oliver	2	17	8.5	1	15	0						
Returns	0	0	0.0	0	0	0	Returns	2	17	8.5	1	15	0						
<b>KICKOFF RETURNS</b>																			
	NO	YDS	AVG	FC	LG	TD													
K. Williams	3	44	14.7	0	17	0	M. Bates	5	155	31	0	51	0						
H. Walker	2	29	14.5	0	19	0													
D. Sanders	1	28	28.0	0	28	0													
(TOUCHBACK)	2	0	0.0	0	0	0	Returns	5	155	31	0	51	0						
Returns	6	101	16.8	0	28	0													
<b>FUMBLES</b>																			
	Fum	Own	Yds	TD	FF	Opp. Rec.	Yds	TD	Out Bnds										
T. Aikman	1	0	-5	0	0	0	0	0	0	FUMBLES	Fum	Own	Yds	TD	FF	Opp. Rec.	Yds	TD	Out Bnds
E. Smith	0	1	0	0	0	0	0	0	0	W. Rodenhauer	1	1	-37	0	0	0	0	0	0
D. Smith	0	0	0	0	0	0	0	0	0	W. Oliver	1	0	0	0	0	0	0	0	0
D. Johnston	0	0	0	0	0	1	0	0	0	<b>Total</b>	<b>2</b>	<b>1</b>	<b>-37</b>	<b>0</b>	<b>0</b>	<b>0</b>	<b>0</b>	<b>0</b>	<b>0</b>
<b>Total</b>	<b>1</b>	<b>1</b>	<b>-5</b>	<b>0</b>	<b>1</b>	<b>1</b>	<b>0</b>	<b>0</b>	<b>0</b>										

## FINAL TEAM STATISTICS

TOTAL FIRST DOWNS	21	18	FGs - PATs Had Blocked	0-0	0-0
By Rushing	5	8	TOTAL RETURN YARDAGE (Not Including Kickoffs)	0	139
By Passing	12	7	No. and Yards Punt Returns	0-0	2-17
By Penalty	4	3	No. and Yards Kickoff Returns	6-101	5-155
THIRD DOWN EFFICIENCY	4-12-33%	4-11-36%	No. and Yards Interception Returns	1-0	3-122
FOURTH DOWN EFFICIENCY	0-0-0%	1-2-50%	PENALTIES Number and Yards	6-61	5-38
TOTAL NET YARDS	244	227	FUMBLES Number and Lost	1-0	2-1
Total Offensive Plays (inc. times thrown passing)	62	59	TOUCHDOWNS	1	2
Average gain per offensive play	3.9	3.8	Rushing	0	0
NET YARDS RUSHING	96	127	Passing	1	2
Total Rushing Plays	24	37	EXTRA POINTS Made-Attempts	0-1	2-2
Average gain per rushing play	4.0	3.4	Kicking Made-Attempts	0-0	2-2
NET YARDS PASSING	148	100	Passing Made-Attempts	0-1	0-0
Times thrown - yards lost attempting to pass	2-17	0-0	FIELD GOALS Made-Attempts	3-3	4-4
Gross yards passing	165	100	SAFETIES	1	0
PASS ATTEMPTS-COMPLETIONS-HAD INTERCEPTED	36-18-3	22-12-1	FINAL SCORE	17	26
Average gain per pass play (inc. # thrown passing)	3.9	4.5	TIME OF POSSESSION	30:37	29:23
KICKOFFS Number-In End Zone-Touchbacks	5-1-0	8-2-2			
PUNTS Number and Average	3-51	1-39			
Had Blocked	0	0			

## DEFENSIVE STATISTICS (based on coaches' film review)

Player	TT	S	A	S-yds	I-yds	PD	FF	FR	Player	TT	S	A	S-yds	I-yds	PD	FF	FR
S. Mills	11	8	3	0-0	1-24	2	0	0	L. Miller	2	2	0	1-8	0-0	0	0	0
T. Poole	8	7	1	0-0	0-0	2	0	0	M. Fox	2	0	2	0-0	0-0	0	0	0
L. Lathon	8	6	2	1-9	0-0	0	0	0	C. Cota	1	1	0	0-0	1-49	1	0	0
E. Davis	5	4	1	0-0	0-0	2	0	0	R. Smith	1	1	0	0-0	0-0	0	0	0
P. Terrell	4	3	1	0-0	1-49	1	0	0	G. Williams	1	1	0	0-0	0-0	0	0	0
C. Bailey	4	0	4	0-0	0-0	0	0	0	D. Bickett	1	0	1	0-0	0-0	0	0	0
K. Kragen	3	3	0	0-0	0-0	0	0	0	K. Greene	1	0	1	0-0	0-0	0	0	0
B. Maxie	3	1	2	0-0	0-0	0	0	0	<b>Total</b>	<b>55</b>	<b>37</b>	<b>18</b>	<b>2-17</b>	<b>3-122</b>	<b>8</b>	<b>0</b>	<b>0</b>

ADMINISTRATION  
& COACHES

VETERANS

ROOKIES

2017 IN REVIEW

RECORDS

TEAM HISTORY

REFERENCE

# POSTSEASON HISTORY

## NFC CHAMPIONSHIP

### GREEN BAY 30 – CAROLINA 13

January 12, 1997  
Lambeau Field • Green Bay, WI

**WEATHER:** Cold and Windy, 3°, Wind W 10 mph - **ATTENDANCE:** 60,216 - **TIME:** 3:04

On a day with wind chill temperatures at more than 20 below zero, the Carolina Panthers surrendered 17 second-quarter points and 479 yards of total offense to the Green Bay Packers and fell one game short of the Super Bowl, 30-13.

The Panthers got ahead early following a Sam Mills interception at the Green Bay 12, which was returned to the two. Kerry Collins found fullback Howard Griffith all alone in the end zone two plays later for a 7-0 Carolina lead.

After Brett Favre drove the Packers for their first touchdown, the Panthers replied with a John Kasay 22-yard field goal following a Lamar Lathon recovery of a Favre fumble. The Packers came

back with a touchdown and a field goal before the half, however, and held a 17-10 advantage at the break.

Both teams traded field goals to open the second half before a Dorsey Levens 66-yard reception off a screen set up a Packers touchdown. A Packers fourth-quarter field goal following a Panthers fumble supplied the 30-13 margin.

Mills led the defense with 14 tackles and an interception while Collins completed 19 of 37 passes for 215 yards, with a touchdown and two interceptions. Willie Green led all Panthers in receiving with 51 yards on five receptions.

### OFFICIALS

**Referee** — Bob McElwee (95) **Umpire** — Bob Boylston (101) **Head Linesman** — Tony Veteri (52) **Line Judge** — Ron Baynes (56)  
**Field Judge** — Bobby Skelton (73) **Side Judge** — Dean Look (49) **Back Judge** — Al Jury (106) **Replay** — Carey (94), Dawson (70)

### STARTING LINEUPS

#### Carolina Panthers

Offense		Defense	
WR	86 W. Green	LDE	93 M. Fox
LT	66 M. Campbell	NT	71 G. Kragen
LG	52 M. Elliott	RDE	98 G. Williams
C	65 F. Garcia	LOLB	91 K. Greene
RG	75 G. Skrepenak	LILB	51 S. Mills
RT	76 N. Garrido	RILB	54 C. Bailey
TE	85 W. Walls	ROLB	57 L. Lathon
WR	83 M. Carrier	LCB	25 E. Davis
QB	12 K. Collins	RCB	38 T. Poole
RB	23 A. Johnson	SS	39 B. Maxie
FB	30 H. Griffith	FS	40 P. Terrell

#### Green Bay Packers

Offense		Defense	
WR	86 A. Freeman	LE	92 R. White
LT	64 B. Wilkerson	T	71 S. Dotson
LG	73 A. Taylor	NT	93 Gi. Brown
C	52 F. Winters	RE	96 S. Jones
RG	63 A. Timmerman	LOLB	59 W. Simmons
RT	72 E. Dotson	MLB	54 R. Cox
TE	89 M. Chmura	ROLB	51 B. Williams
WR	84 A. Rison	LCB	21 C. Newsome
QB	4 B. Favre	RCB	33 D. Evans
RB	34 E. Bennett	SS	36 L. Butler
FB	30 W. Henderson	FS	41 E. Robinson

**CAROLINA SUBSTITUTIONS:** P 3 R. Stark, PK 4 J. Kasay, RB 20 W. Oliver, S 27 D. Pieri, CB 31 R. Smith, S 37 C. Cota, CB 41 T. Cook, FB 43 S. Greene, LB 50 D. Bickett, LB 56 M. Baker, LB 58 A. Royal, C 63 M. Rodenhausen, C 64 C. Whitley, DE 69 L. Miller, T 78 B. Brockermeyer, WR 80 D. Stone, WR 81 R. Ismail, WR 82 M. Bates, WR 87 M. Muhammad, TE 88 W. Rasby, DE 95 M. Thomas, **DID NOT PLAY:** QB 7 S. Beuerlein, CB 29 S. Lofton. **INACTIVE:** QB 11 J. Barker, CB 26 E. McDaniel, RB 32 D. Philyaw, G 67 B. Hayes, T 74 M. Dennis, WR 84 B. Wiggins, TE 89 S. Tucker, NT 90 E. Philion.

VISITOR	HOME	1	2	3	4	OT	TOTAL	FIELD GOALS (made( ) & missed)
Carolina Panthers	Green Bay Packers	7	3	3	0	-	13	C. Jacke 46S (31) (32) (28)
		0	17	10	3	-	30	J. Kasay (22) (23)

Team	Qtr	Clock Time	PLAY DESCRIPTION (Extra Point) (Drive Info)	SCORE	
				Visitor	Home
PANTHERS	1	5:10	H. Griffith 3 yd. pass from K. Collins (J. Kasay kick) (2-2, 0-27)	7	0
PACKERS	2	14:54	D. Levens 29 yd. pass from B. Favre (C. Jacke kick) (4-73, 1-43)	7	7
PANTHERS	2	8:40	J. Kasay 22 yd. Field Goal (7-41, 3:17)	10	7
PACKERS	2	0:48	A. Freeman 6 yd. pass from B. Favre (C. Jacke kick) (15-71, 7:52)	10	14
PACKERS	2	0:10	C. Jacke 31 yd. Field Goal (4-48, 0:25)	10	17
PACKERS	3	8:16	C. Jacke 32 yd. Field Goal (11-73, 6:44)	10	20
PANTHERS	3	3:23	J. Kasay 23 yd. Field Goal (11-73, 4:53)	13	20
PACKERS	3	1:58	E. Bennett 4 yd. run (C. Jacke kick) (3-74, 1:25)	13	27
PACKERS	4	10:02	C. Jacke 28 yd. Field Goal (7-80, 1:43)	13	30

ADMINISTRATION  
& COACHES

VETERANS

ROOKIES

2017 IN REVIEW

RECORDS

TEAM HISTORY

REFERENCE

# POSTSEASON HISTORY

## FINAL INDIVIDUAL STATISTICS

### Carolina Panthers

RUSHING	ATT	YDS	AVG	LG	TD
A. Johnson	11	31	2.8	7	0
W. Oliver	2	15	7.5	1	0
K. Collins	1	-1	-1.0	-1	0
<b>Total</b>	<b>14</b>	<b>45</b>	<b>3.2</b>	<b>11</b>	<b>0</b>

PASSING	ATT	CMP	YDS	SK/YD	TD	LG	INT
K. Collins	37	19	215	2/9	1	27	2
<b>Total</b>	<b>37</b>	<b>19</b>	<b>215</b>	<b>2/9</b>	<b>1</b>	<b>27</b>	<b>2</b>

PASS RECEIVING	NO	YDS	AVG	LG	TD
W. Green	5	51	10.2	19	0
M. Carrier	4	65	16.3	27	0
H. Griffith	4	23	5.8	9	1
W. Walls	3	33	11.0	20	0
R. Ismail	1	24	24.0	24	0
A. Johnson	1	14	14.0	14	0
W. Oliver	1	5	5.0	5	0
<b>Total</b>	<b>19</b>	<b>215</b>	<b>11.3</b>	<b>27</b>	<b>1</b>

INTERCEPTIONS	NO	YDS	AVG	LG	TD
S. Mills	1	10	10.0	10	0
<b>Total</b>	<b>1</b>	<b>10</b>	<b>10.0</b>	<b>10</b>	<b>0</b>

PUNTING	NO	YDS	AVG	TB	IN20	LG
R. Stark	5	180	36.0	1	1	42
<b>Total</b>	<b>5</b>	<b>180</b>	<b>36.0</b>	<b>1</b>	<b>1</b>	<b>42</b>

PUNT RETURNS	NO	YDS	AVG	FC	LG	TD
W. Oliver	1	4	4.0	0	4	0
(TOUCHBACK)	1	0	0.0	0	0	0
<b>Returns</b>	<b>1</b>	<b>4</b>	<b>4.0</b>	<b>0</b>	<b>4</b>	<b>0</b>

KICKOFF RETURNS	NO	YDS	AVG	FC	LG	TD
M. Bates	4	59	14.8	0	21	0
S. Greene	1	14	14.0	0	14	0
W. Oliver	1	13	13.0	0	14	0
M. Baker	1	0	0.0	0	0	0
<b>Returns</b>	<b>7</b>	<b>86</b>	<b>12.3</b>	<b>0</b>	<b>21</b>	<b>0</b>

FUMBLES	Fum	Own Rec.	Yds	TD	Opp. Rec.	Yds	TD	Out Bnds
L. Lathon	0	0	0	0	1	0	0	0
B. Maxie	0	0	0	0	1	0	0	0
W. Green	1	0	0	0	0	0	1	0
A. Johnson	1	0	0	0	0	0	0	0
<b>Total</b>	<b>2</b>	<b>1</b>	<b>0</b>	<b>0</b>	<b>1</b>	<b>0</b>	<b>0</b>	<b>1</b>

### Green Bay Packers

RUSHING	ATT	YDS	AVG	LG	TD
E. Bennett	25	99	4.0	13	0
D. Levens	10	88	8.8	35	0
B. Favre	5	14	2.8	5	0
J. McMahon	4	0	0.0	0	0
W. Henderson	1	0	0.0	0	0
<b>Total</b>	<b>45</b>	<b>201</b>	<b>4.5</b>	<b>35</b>	<b>1</b>

PASSING	ATT	CMP	YDS	SK/YD	TD	LG	INT
B. Favre	29	19	292	1/14	2	66	1
<b>Total</b>	<b>29</b>	<b>19</b>	<b>292</b>	<b>1/14</b>	<b>2</b>	<b>66</b>	<b>1</b>

PASS RECEIVING	NO	YDS	AVG	LG	TD
D. Levens	5	117	23.4	66	1
A. Freeman	4	43	10.8	25	1
A. Risson	3	53	17.7	23	0
K. Jackson	3	30	10.0	19	0
E. Bennett	2	5	2.5	5	0
D. Beube	1	29	29.0	29	0
M. Chmura	1	15	15.0	15	0
<b>Total</b>	<b>19</b>	<b>292</b>	<b>15.4</b>	<b>66</b>	<b>2</b>

INTERCEPTIONS	NO	YDS	AVG	LG	TD
C. Newsome	1	35	35.0	35	0
T. Williams	1	0	0.0	0	0
<b>Total</b>	<b>2</b>	<b>35</b>	<b>17.5</b>	<b>35</b>	<b>0</b>

PUNTING	NO	YDS	AVG	TB	IN20	LG
C. Henrich	2	72	36.0	1	0	40
<b>Total</b>	<b>2</b>	<b>72</b>	<b>36.0</b>	<b>1</b>	<b>0</b>	<b>40</b>

PUNT RETURNS	NO	YDS	AVG	FC	LG	TD
D. Howard	1	3	3.0	0	3	0
M. Prior	0	0	0.0	0	0	0
(DOWNED)	1	0	0.0	0	0	0
(OUT OF BOUNDS)	1	0	0.0	0	0	0
(TOUCHBACK)	1	0	0.0	0	0	0
<b>Returns</b>	<b>1</b>	<b>3</b>	<b>3.0</b>	<b>1</b>	<b>3</b>	<b>0</b>

KICKOFF RETURNS	NO	YDS	AVG	FC	LG	TD
D. Howard	4	104	26.0	0	49	0
<b>Returns</b>	<b>4</b>	<b>104</b>	<b>26.0</b>	<b>0</b>	<b>49</b>	<b>0</b>

FUMBLES	Fum	Own Rec.	Yds	TD	Opp. Rec.	Yds	TD	Out Bnds
B. Favre	1	0	0	0	0	0	0	0
D. Levens	1	0	0	0	0	0	0	0
D. Evans	0	0	0	0	1	0	0	0
Gi Brown	0	0	0	0	1	0	0	0
L. Butler	0	0	0	0	1	0	0	0
<b>Total</b>	<b>2</b>	<b>1</b>	<b>0</b>	<b>0</b>	<b>2</b>	<b>1</b>	<b>0</b>	<b>0</b>

## FINAL TEAM STATISTICS

	VISITOR PANTHERS				HOME PACKERS			
	TOTAL FIRST DOWNS	12	22	TOTAL RETURN YARDAGE (Not Including Kicks)	14	38		
By Rushing	11	10	No. and Yards Punt Returns	1-4	1-3			
By Passing	11	12	No. and Yards Kickoff Returns	7-86	4-104			
By Penalty	0	0	No. and Yards Interception Returns	1-10	2-35			
THIRD DOWN EFFICIENCY	5-13-38%	9-17-53%	PENALTIES Number and Yards	4-25	5-45			
FOURTH DOWN EFFICIENCY	0-0-0%	1-1-100%	FUMBLES Number and Lost	2-1	2-1			
TOTAL NET YARDS	251	479	TOUCHDOWNS	1	3			
Total Offensive Plays (inc. times thrown passing)	53	75	Rushing	0	1			
Average gain per offensive play	4.7	6.4	Passing	1	2			
NET YARDS RUSHING	45	201	EXTRA POINTS Made-Attempts	1-1	3-3			
Total Rushing Plays	14	45	Kicking Made-Attempts	1-1	3-3			
Average gain per rushing play	3.2	4.5	FIELD GOALS Made-Attempts	2-2	3-4			
NET YARDS PASSING	206	278	SAFETIES	0	0			
Times thrown - yards lost attempting to pass	2-9	1-14	FINAL SCORE	13	30			
Gross yards passing	215	292	TIME OF POSSESSION	21:57	38:03			
PASS ATTEMPTS-COMPLETIONS-HAD INTERCEPTED	37-19-2	29-19-1						
Average gain per pass play (inc. # thrown passing)	5.3	9.3						
KICKOFFS Number-In End Zone-Touchbacks	4-0-0	7-0-0						
PUNTS Number and Average	5-36	2-36						
Had Blocked	0	0						
FGs - PATs Had Blocked	0-0	0-0						

## DEFENSIVE STATISTICS (based on coaches' film review)

Player	TT	S	A	S-yds	I-yds	PD	FF	FR	Player	TT	S	A	S-yds	I-yds	PD	FF	FR
S. Mills	14	5	9	0-0	1-10	1	0	0	T. Poole	4	4	0	0-0	0-0	1	0	0
K. Greene	7	4	3	0-0	0-0	0	0	0	R. Smith	3	3	0	0-0	0-0	0	0	0
G. Kragen	7	4	3	0-0	0-0	0	0	0	T. Cook	2	1	1	0-0	0-0	0	0	0
B. Maxie	7	1	6	0-0	0-0	0	1	0	C. Cota	1	0	1	0-0	0-0	0	0	0
P. Terrell	6	6	0	0-0	0-0	0	0	0	<b>Total</b>	<b>81</b>	<b>51</b>	<b>30</b>	<b>1-14</b>	<b>1-10</b>	<b>3</b>	<b>1</b>	<b>1</b>
M. Fox	6	4	2	0-0	0-0	0	0	0									
C. Bailey	5	5	0	0-0	0-0	0	0	0									
G. Williams	5	2	3	0-0	0-0	0	0	0									
L. Lathon	5	3	2	1-4	0-0	0	0	1									
E. Davis	4	4	0	0-0	0-0	1	0	0									

ADMINISTRATION  
& COACHES

VETERANS

ROOKIES

2017 IN REVIEW

RECORDS

TEAM HISTORY

REFERENCE

# POSTSEASON HISTORY

## NFC WILD CARD PLAYOFFS CAROLINA 29 — DALLAS 10

January 3, 2004  
Ericsson Stadium • Charlotte, NC

**WEATHER:** Partly Cloudy, 63°, Wind SSW 9 mph - **ATTENDANCE:** 72,324 - **TIME:** 2:56

Behind a dominating defense, Carolina defeated the Dallas Cowboys, 29-10, at Ericsson Stadium to reach the second-round of the playoffs for the first time since the 1996 season. The Panthers held the Cowboys to 204 yards of total offense while not committing any penalties or turnovers.

Quarterback Jake Delhomme completed 18-of-29 passes for 273 yards and a touchdown, running back Stephen Davis rushed 26 times for 104 yards, wide receiver Steve Smith caught five passes for 135 yards and a touchdown, and kicker John Kasay converted on all five of his field goal attempts.

On Carolina's third play from scrimmage, Delhomme hit Smith in the flat, and Smith raced 70 yards to the Cowboys one-yard line. Four plays later, Kasay booted his first field goal from 18 yards out, and the Panthers never looked back.

Carolina took advantage of field position later in the first quarter as Kasay made his second field goal, this time from 38 yards,

to give the Panthers a 6-0 lead. In the second quarter, Carolina started another drive in Dallas territory, and Davis rambled 23 yards for a touchdown to give the Panthers a 13-0 lead.

Cowboys kicker Billy Cundiff put Dallas on the board with a 37-yard field goal late in the second quarter. Carolina got one more field goal from Kasay to close out the first half leaving the score 16-3 at the break.

The Panthers added a 32-yard Delhomme-to-Smith touchdown pass and Kasay's fourth field goal to stretch the lead to 26-3 before Dallas answered with a nine-yard touchdown run by quarterback Quincy Carter. Kasay's fifth field goal with 3:12 remaining provided the final margin.

Panthers middle linebacker Dan Morgan led the defense with 12 tackles, while Al Wallace, Kris Jenkins and Reggie Howard contributed a sack a piece. Davis posted his eighth 100-yard rushing game of the season.

### OFFICIALS

**Referee** — Walt Coleman (65) **Umpire** — Butch Hannah (40) **Head Linesman** — Paul Weidner (87) **Line Judge** — Ron Phares (10)  
**Field Judge** — Scott Stenson (88) **Side Judge** — Dave Wyant (16) **Back Judge** — Perry Paganelli (46) **Replay** — Ted Campbell

### STARTING LINEUPS

#### Dallas Cowboys

Offense		Defense	
WR	84 J. Galloway	LDE	98 G. Ellis
TE	82 J. Witten	LDT	99 W. Blade
LT	76 F. Adams	RDT	97 L. Glover
LG	73 L. Allen	RDE	96 E. Ekuban
C	68 M. Lehr	SLB	51 A. Singleton
RG	65 A. Gurode	MLB	59 D. Nguyen
RT	78 K. Vollers	WLB	52 D. Coakley
TE	86 D. Campbell	LCB	41 T. Newman
WR	83 T. Glenn	RCB	27 M. Edwards
QB	17 Q. Carter	SS	28 D. Woodson
RB	42 T. Hambrick	FS	31 R. Williams

#### Carolina Panthers

Offense		Defense	
WR	87 M. Muhammad	LDE	90 J. Peppers
LT	81 T. Steussie	LDT	99 B. Buckner
LG	78 J. James	RDT	77 K. Jenkins
C	60 J. Mitchell	RDE	93 M. Rucker
RG	65 K. Donnalley	SLB	53 G. Favors
RT	69 J. Gross	MLB	55 D. Morgan
TE	84 J. Wiggins	WLB	54 W. Witherspoon
WR	89 S. Smith	LCB	24 R. Manning
QB	17 J. Delhomme	RCB	23 R. Howard
FB	45 B. Hoover	SS	30 M. Minter
RB	48 S. Davis	FS	27 D. Grant

**CAROLINA SUBSTITUTIONS:** K 4 J. Kasay, P 10 T. Sauerbrun, RB 20 D. Foster, CB 21 T. Cousin, S 28 C. Branch, CB 29 D. Wesley, RB 32 R. Smart, RB 37 N. Goings, S 40 J. Cooper, LB 50 V. Ciurciu, LB 52 B. Allen, LB 56 J. Kyle, LB 57 L. Towns, T 71 M. Willig, G 72 B. Nelson, WR 81 R. Proehl, WR 85 K. Dyson, TE 86 K. Mangum, WR 88 K. Hankton, DE 96 A. Wallace, DE 97 K. Rasmussen, DT 98 S. Burton. **DID NOT PLAY:** QB 9 R. Peete **INACTIVE:** QB 16 C. Weinke, CB 31 W. Hampton, S 42 T. Tillman, TE 47 M. Battaglia, OL 76 T. Reyes, G 79 D. Brzezinski, DT 94 K. Moorehead.

VISITOR	HOME	1	2	3	4	OT	TOTAL	FIELD GOALS (made( ) & missed)
Dallas Cowboys	Carolina Panthers	0	3	0	7	—	10	B. Cundiff (37)
		6	10	7	6	—	29	J. Kasay (18) (38) (19) (32) (34)

Team	Qtr	Clock Time	PLAY DESCRIPTION (Extra Point) (Drive Info)	SCORE	
				Visitor	Home
PANTHERS	1	8:40	J. Kasay 18 yd. Field Goal (7-77, 3:47)	0	3
PANTHERS	1	1:02	J. Kasay 38 yd. Field Goal (7-21, 1:57)	0	6
PANTHERS	2	6:10	S. Davis 23 yd. run (J. Kasay kick) (8-51, 3:49)	0	13
COWBOYS	2	1:12	B. Cundiff 37 yd. Field Goal (10-59 4:58)	3	13
PANTHERS	2	0:01	J. Kasay 19 yd. Field Goal (6-71, 1:11)	3	16
PANTHERS	3	9:44	S. Smith 32 yd. pass from J. Delhomme (J. Kasay kick) (4-63,1:28)	3	23
PANTHERS	4	12:45	J. Kasay 32 yd. Field Goal (10-46, 5:43)	3	26
COWBOYS	4	7:36	Q. Carter 9 yd. run (B. Cundiff kick) (9-47, 5:09)	10	26
PANTHERS	4	3:12	J. Kasay 34 yd. Field Goal (4--5, 1:47)	10	29

ADMINISTRATION  
& COACHES

VETERANS

ROOKIES

2017 IN REVIEW

RECORDS

TEAM HISTORY

REFERENCE

# POSTSEASON HISTORY

## FINAL INDIVIDUAL STATISTICS

### Dallas Cowboys

RUSHING	ATT	YDS	AVG	LG	TD
T. Hambrick	8	29	3.6	16	0
Q. Carter	4	25	6.3	9t	1
R. Anderson	6	18	3.0	5	0
<b>Total</b>	<b>18</b>	<b>72</b>	<b>4.0</b>	<b>16</b>	<b>1</b>

### Carolina Panthers

RUSHING	ATT	YDS	AVG	LG	TD
S. Davis	26	104	4.0	23t	1
M. Muhammad	1	6	6.0	6	0
B. Hoover	1	1	1.0	1	0
D. Foster	4	-2	-0.5	3	0
J. Delhomme	2	-2	-1.0	-1	0
<b>Total</b>	<b>34</b>	<b>107</b>	<b>3.1</b>	<b>23t</b>	<b>1</b>

PASSING	ATT	CMP	YDS	SK/YD	TD	LG	IN	RTG.
Q. Carter	36	21	154	3/22	0	28	1	56.9
<b>Total</b>	<b>36</b>	<b>21</b>	<b>154</b>	<b>3/22</b>	<b>0</b>	<b>28</b>	<b>1</b>	<b>56.9</b>

PASSING	ATT	CMP	YDS	SK/YD	TD	LG	IN	RTG.
J. Delhomme	29	18	273	1/0	1	70	0	104.5
<b>Total</b>	<b>29</b>	<b>18</b>	<b>273</b>	<b>1/0</b>	<b>1</b>	<b>70</b>	<b>0</b>	<b>104.5</b>

PASS RECEIVING	NO	YDS	AVG	LG	TD
R. Anderson	7	20	2.9	12	0
J. Galloway	4	59	14.8	28	0
T. Glenn	4	38	9.5	21	0
J. Witten	4	30	7.5	12	0
A. Bryant	1	4	4.0	4	0
T. Hambrick	1	3	3.0	3	0
<b>Total</b>	<b>21</b>	<b>154</b>	<b>7.3</b>	<b>28</b>	<b>0</b>

PASS RECEIVING	NO	YDS	AVG	LG	TD
S. Smith	5	135	27.0	70	1
M. Muhammad	4	103	25.8	57	0
B. Hoover	2	13	6.5	7	0
D. Foster	2	12	6.0	12	0
J. Wiggins	2	1	0.5	6	0
R. Proehl	1	7	7.0	7	0
S. Davis	1	2	2.0	2	0
K. Mangum	1	0	0.0	0	0
<b>Total</b>	<b>18</b>	<b>273</b>	<b>15.2</b>	<b>70</b>	<b>1</b>

INTERCEPTIONS	NO	YDS	AVG	LG	TD
<b>Total</b>	<b>0</b>	<b>0</b>	<b>0.0</b>	<b>0</b>	<b>0</b>

INTERCEPTIONS	NO	YDS	AVG	LG	TD
J. Peppers	1	34	34.0	34	0
<b>Total</b>	<b>1</b>	<b>34</b>	<b>34.0</b>	<b>34</b>	<b>0</b>

PUNTING	NO	YDS	AVG	TB	IN20	LG
T. Gowin	7	252	38.0	0	1	51
<b>Total</b>	<b>7</b>	<b>252</b>	<b>38.0</b>	<b>0</b>	<b>1</b>	<b>51</b>

PUNTING	NO	YDS	AVG	TB	IN20	LG
T. Sauerbrun	5	242	48.4	1	0	59
<b>Total</b>	<b>5</b>	<b>242</b>	<b>48.4</b>	<b>1</b>	<b>0</b>	<b>59</b>

PUNT RETURNS	NO	YDS	AVG	FC	LG	TD
J. Galloway	4	22	5.5	0	10	0
[TOUCHBACK]	1	0	0.0	0	0	0
<b>Returns</b>	<b>4</b>	<b>22</b>	<b>5.5</b>	<b>0</b>	<b>10</b>	<b>0</b>

PUNT RETURNS	NO	YDS	AVG	FC	LG	TD
S. Smith	3	13	4.3	1	7	0
[DOWNED]	2	0	0.0	0	0	0
[OUT OF BOUNDS]	1	0	0.0	0	0	0
<b>Returns</b>	<b>3</b>	<b>13</b>	<b>4.3</b>	<b>1</b>	<b>7</b>	<b>0</b>

KICKOFF RETURNS	NO	YDS	AVG	FC	LG	TD
M. Bates	7	172	24.6	0	41	0
T. Walter	1	7	7.0	0	7	0
<b>Returns</b>	<b>8</b>	<b>179</b>	<b>22.4</b>	<b>0</b>	<b>47</b>	<b>0</b>

KICKOFF RETURNS	NO	YDS	AVG	FC	LG	TD
R. Smart	2	48	24.0	0	26	0
S. Smith	1	11	11.0	0	11	0
<b>Returns</b>	<b>3</b>	<b>59</b>	<b>19.7</b>	<b>0</b>	<b>26</b>	<b>0</b>

FUMBLES	Fum	Own Rec.	Yds	TD	FF	Opp. Rec.	Yds	TD	Out Bnds
R. Anderson	1	0	0	0	0	0	0	0	0
R. Williams	0	0	0	0	1	0	0	0	0
<b>Total</b>	<b>1</b>	<b>0</b>	<b>0</b>	<b>0</b>	<b>1</b>	<b>0</b>	<b>0</b>	<b>0</b>	<b>0</b>

FUMBLES	Fum	Own Rec.	Yds	TD	FF	Opp. Rec.	Yds	TD	Out Bnds
M. Muhammad	1	1	0	0	0	0	0	0	0
W. Witherspoon	0	0	0	0	1	0	0	0	0
M. Minter	0	0	0	0	1	0	0	0	0
<b>Total</b>	<b>1</b>	<b>1</b>	<b>0</b>	<b>0</b>	<b>1</b>	<b>0</b>	<b>0</b>	<b>0</b>	<b>0</b>

## FINAL TEAM STATISTICS

	VISITOR COWBOYS	HOME PANTHERS	VISITOR COWBOYS	HOME PANTHERS
TOTAL FIRST DOWNS	10	16	0-0	0-0
By Rushing	3	6	34.1	40.0
By Passing	7	9		
By Penalty	0	1		
THIRD DOWN EFFICIENCY	3-14-21%	6-15-40%		
FOURTH DOWN EFFICIENCY	2-3-67%	0-0-0%		
TOTAL NET YARDS	204	380	2-11	0-0
Total Offensive Plays (inc. times thrown passing)	57	64	1-1	1-0
Average gain per offensive play	3.6	5.9		
NET YARDS RUSHING	72	107	1	2
Total Rushing Plays	18	34		
Average gain per rushing play	4.0	3.1		
Tackles for a loss -- number and yards	1-2	4-8	1-1	2-2
NET YARDS PASSING	132	273	1-1	5-5
Times thrown -- yards lost attempting to pass	3-22	1-0	1-2-50%	0-4-0%
Gross yards passing	154	273	0-0-0%	0-2-0%
PASS ATTEMPTS-COMPLETIONS-HAD INTERCEPTED	36-21-1	29-18-0		
Average gain per pass play (inc. # thrown passing)	3.4	9.1		
KICKOFFS Number-In End Zone-Touchbacks	3-0-0	8-0-0		
PUNTS Number and Average	7-36.0	5-48.4		
Had Blocked	0	0		
FGs -- PATs Had Blocked			0-0	0-0
Net punting average			34.1	40.0
TOTAL RETURN YARDAGE (Not Including Kickoffs)			22	4-7
No. and Yards Punt Returns			4-22	3-13
No. and Yards Kickoff Returns			8-179	3-59
No. and Yards Interception Returns			0-0	1-34
PENALTIES Number and Yards			2-11	0-0
FUMBLES Number and Lost			1-1	1-0
TOUCHDOWNS			1	2
Rushing			1	1
Passing			0	1
EXTRA POINTS Made-Attempts			1-1	2-2
Kicking Made-Attempts			1-1	2-2
FIELD GOALS Made-Attempts			1-1	5-5
RED ZONE EFFICIENCY			1-2-50%	0-4-0%
GOAL TO GO EFFICIENCY			0-0-0%	0-2-0%
SAFETIES			0	0
FINAL SCORE			10	29
TIME OF POSSESSION			25:37	34:23

## DEFENSIVE STATISTICS (based on coaches' film review)

Player	TT	S	A	S-yds	I-yds	PD	FF	FR	Player	TT	S	A	S-yds	I-yds	PD	FF	FR
D. Morgan	12	7	5	0-0	0-0	1	0	0	B. Buckner	2	1	1	0-0	0-0	1	0	0
R. Howard	9	5	4	1-0	0-0	0	0	0	K. Jenkins	2	2	0	1-4	0-0	1	0	0
W. Witherspoon	8	7	1	0-0	0-0	1	1	0	J. Peppers	2	1	1	0-0	1-34	0	0	0
G. Favors	7	4	3	0-0	0-0	1	0	0	T. Cousin	2	2	0	0-0	0-0	0	0	0
M. Minter	6	2	4	0-0	0-0	3	0	1	A. Wallace	2	0	2	1-9	0-0	0	0	0
M. Rucker	4	3	1	0-0	0-0	0	0	0	C. Branch	1	1	0	0-0	0-0	0	0	0
S. Burton	3	1	2	0-0	0-0	0	0	0	<b>Total</b>	<b>66</b>	<b>40</b>	<b>26</b>	<b>3-22</b>	<b>1-34</b>	<b>10</b>	<b>1</b>	<b>1</b>
D. Grant	3	2	1	0-0	0-0	0	0	0									
R. Manning	3	2	1	0-0	0-0	2	0	0									

ADMINISTRATION  
& COACHES

VETERANS

ROOKIES

2017 IN REVIEW

RECORDS

TEAM HISTORY

REFERENCE

# POSTSEASON HISTORY

## NFC DIVISIONAL PLAYOFFS

### CAROLINA 29 — ST. LOUIS 23 (2 OT)

January 10, 2004

Edward Jones Dome • St. Louis, MO

**WEATHER:** Played Indoors on Artificial Turf - **ATTENDANCE:** 66,165 - **TIME:** 4:06

The Panthers defeated the host St. Louis Rams 29-23 in double overtime at the Edward Jones Dome to earn their second trip to the NFC Championship Game. Steve Smith took a pass from Jake Delhomme and sprinted to a game-winning touchdown to close out the game, the fifth-longest in NFL history and the longest ever for the Panthers.

The Carolina defense held the Rams to two field goals in the first half before Panthers wide receiver Muhsin Muhammad recovered a deflected lateral by Delhomme in the end zone for a touchdown. Each team added a field goal each to give the Panthers a one-point lead at the half, 10-9.

The Panthers built an 11-point lead in the fourth quarter off a Brad Hoover touchdown and John Kasay field goal, but the Rams scored 11 points in the last 2:39 of regulation to force overtime.

The Panthers took the opening drive of overtime to the St. Louis 22-yard line, but a delay-of-game penalty canceled Kasay's successful 40-yard field goal. Kasay then missed the second attempt three plays later from 45 yards out.

The Rams drove to the Carolina 35-yard line on their first possession in overtime, but kicker Jeff Wilkins, who had already made five field goals, was inches short on a 53-yard attempt.

The Rams then drove to the Panthers 38-yard line on their ensuing possession when cornerback Ricky Manning Jr. outwrestled Rams receiver Torry Holt for the ball and came down with the interception.

Facing third-and-14 from their own 31-yard line on the first play of the second overtime, Delhomme hit Smith on a slant pattern for 69 yards and the game-winning points.

The Panthers outgained the Rams 485 yards to 380, including 216 to 64 in rushing yardage. They won the time of possession battle 41:06 to 34:04 and held the Rams to just six possessions and 12 points through the first three quarters.

Delhomme completed 16-of-26 passes for 290 yards, with one touchdown and one interception for a quarterback rating of 96.6. Running back DeShaun Foster stepped in for an injured Stephen Davis, who left the game in the second quarter, and contributed 95 yards on 21 carries.

## OFFICIALS

**Referee** — Mike Carey (94) **Umpire** — Carl Paganelli (124) **Head Linesman** — Tony Veteri (36) **Line Judge** — Gary Arthur (108)  
**Field Judge** — Bill Lovett (98) **Side Judge** — Laird Hayes (125) **Back Judge** — Tony Steratore (112) **Replay** — Al Hynes

## STARTING LINEUPS

### Carolina Panthers

Offense		Defense	
WR	87 M. Muhammad	LDE	90 J. Peppers
LT	75 T. Steussie	LDT	99 B. Buckner
LG	78 J. James	RDT	77 K. Jenkins
C	60 J. Mitchell	RDE	93 M. Rucker
RG	65 K. Donnalley	SLB	53 G. Favors
RT	69 J. Gross	MLB	55 D. Morgan
TE	86 K. Mangum	WLB	54 W. Witherspoon
WR	89 S. Smith	LCB	24 R. Manning
QB	17 J. Delhomme	RCB	23 R. Howard
WR	81 R. Proehl	SS	30 M. Minter
RB	48 S. Davis	FS	27 D. Grant

### St. Louis Rams

Offense		Defense	
WR	81 T. Holt	LE	92 M. Strahan
LT	76 O. Pace	LT	97 C. Griffin
LG	67 A. McCollum	RT	75 K. Hamilton
C	64 D. Wohlabaugh	RE	99 K. Washington
RG	62 A. Timmerman	SLB	53 S. Short
RT	68 K. Turley	MLB	58 M. Barrow
TE	86 V. Shiancoe	WLB	55 D. Jones
WR	85 D. Tyree	LCB	31 I. Charlton
QB	3 J. Palmer	RCB	41 F. Walker
RB	21 T. Barber	SS	37 J. Harris
FB	20 J. Finn	FS	23 O. Stoutmire

**CAROLINA SUBSTITUTIONS:** K 4 J. Kasay, P 10 T. Sauerbrun, RB 20 D. Foster, CB 21 T. Cousin, S 28 C. Branch, CB 29 D. Wesley, RB 32 R. Smart, RB 37 N. Goings, S 42 T. Tillman, FB 45 B. Hoover, LB 50 V. Ciurciu, LB 52 B. Allen, LB 56 J. Kyle, LB 57 L. Towns, T 71 M. Willig, G 72 B. Nelson, TE 84 J. Wiggins, WR 85 K. Dyson, WR 88 K. Hankton, DE 96 A. Wallace, DE 97 K. Rasmussen, 98 S. Burton. **DID NOT PLAY:** QB 9 R. Peete. **INACTIVE:** QB 16 C. Weinke, CB 31 W. Hampton, S 40 J. Cooper, TE 47 M. Battaglia OL 76 T. Reyes, G 79 D. Brzezinski, WR 80 E. Baker, DT 94 K. Morehead,

VISITOR	1	2	3	4	OT	TOTAL	FIELD GOALS (made( ) & missed)
Carolina Panthers	0	10	6	7	6	29	J. Kasay (45) (52) (34) 53LU 45WR
HOME St. Louis Rams	3	6	3	11	0	23	J. Wilkins (20) (26) (24) (51) (33) 53SH

Team	Qtr	Clock Time	PLAY DESCRIPTION (Extra Point) (Drive Info)	SCORE	
				Visitor	Home
RAMS	1	5:34	J. Wilkins 20 yd. Field Goal (11-81, 6:37)	0	3
RAMS	2	13:46	J. Wilkins 26 yd. Field Goal (6-17, 2:15)	0	6
PANTHERS	2	11:22	M. Muhammad fumble recovery in end zone (J. Kasay kick) (6-68, 2:04)	7	6
RAMS	2	6:58	J. Wilkins 24 yd. Field Goal (8-48, 4:24)	7	9
PANTHERS	2	1:07	J. Kasay 45 yd. Field Goal (9-32, 5:51)	10	9
RAMS	3	11:25	J. Wilkins 51 yd. Field Goal (8-42, 3:35)	10	12
PANTHERS	3	7:45	J. Kasay 52 yd. Field Goal (7-49, 3:40)	13	12
PANTHERS	3	0:43	J. Kasay 34 yd. Field Goal (13-64, 6:29)	16	12
PANTHERS	4	8:50	B. Hoover 7 yd. run (J. Kasay kick) (7-73, 4:18)	23	12
RAMS	4	2:39	M. Faulk 1 yd. run (M. Bulger-D. Looker pass) (15-57, 3:50)	23	20
RAMS	4	0:00	J. Wilkins 33 yd. Field Goal (5-43, 2:29)	23	23
PANTHERS	6	14:50	S. Smith 69 yd. pass from J. Delhomme (3-65, 1:11)	29	23

ADMINISTRATION  
& COACHES

VETERANS

ROOKIES

2017 IN REVIEW

RECORDS

TEAM HISTORY

REFERENCE



# POSTSEASON HISTORY

## FINAL INDIVIDUAL STATISTICS

### Carolina Panthers

RUSHING	ATT	YDS	AVG	LG	TD
D. Foster	21	95	4.5	17	0
S. Davis	6	86	14.3	64	0
N. Goings	6	22	3.7	9	0
B. Hoover	2	9	4.5	7	1
S. Smith	1	7	7.0	7	0
M. Muhammad	1	3	3.0	3	0
J. Delhomme	4	-6	-1.5	2	0
<b>Total</b>	<b>41</b>	<b>216</b>	<b>5.3</b>	<b>64</b>	<b>1</b>

PASSING	ATT	CMP	YDS	SK/YD	TD	LG	IN	RTG.
J. Delhomme	26	16	290	3/21	1	69†	1	96.6
S. Smith	1	0	0	0/0	0	0	0	39.6
<b>Total</b>	<b>27</b>	<b>16</b>	<b>290</b>	<b>3/21</b>	<b>1</b>	<b>69†</b>	<b>1</b>	<b>93.1</b>

### St. Louis Rams

RUSHING	ATT	YDS	AVG	LG	TD
M. Faulk	19	53	2.8	8	1
M. Bulger	4	11	2.8	7	0
<b>Total</b>	<b>23</b>	<b>64</b>	<b>2.8</b>	<b>8</b>	<b>1</b>

PASSING	ATT	CMP	YDS	SK/YD	TD	LG	IN	RTG.
M. Bulger	46	27	332	2/16	0	28	3	53.9
<b>Total</b>	<b>46</b>	<b>27</b>	<b>332</b>	<b>2/16</b>	<b>0</b>	<b>28</b>	<b>3</b>	<b>53.9</b>

PASS RECEIVING	NO	YDS	AVG	LG	TD
S. Smith	6	163	27.2	69†	1
M. Muhammad	5	70	14.0	24	0
B. Hoover	2	16	8.0	11	0
J. Wiggins	1	21	21.0	21	0
N. Goings	1	12	12.0	12	0
D. Foster	1	8	8.0	8	0
<b>Total</b>	<b>16</b>	<b>290</b>	<b>18.1</b>	<b>69†</b>	<b>1</b>

PASS RECEIVING	NO	YDS	AVG	LG	TD
M. Faulk	9	78	8.7	25	0
I. Bruce	7	116	16.6	26	0
M. Furrey	4	30	7.5	10	0
D. Loaker	2	31	15.5	24	0
T. Holt	1	21	21.0	21	0
C. Cleeland	1	28	28.0	28	0
B. Manumaleuna	1	19	19.0	19	0
J. Goodspeed	1	9	9.0	9	0
<b>Total</b>	<b>27</b>	<b>332</b>	<b>12.3</b>	<b>28</b>	<b>0</b>

INTERCEPTIONS	NO	YDS	AVG	LG	TD
D. Grant	1	16	16.0	16	0
R. Manning	1	0	0.0	0	0
M. Minter	1	-1	-1.0	-1	0
<b>Total</b>	<b>3</b>	<b>15</b>	<b>5.0</b>	<b>16</b>	<b>0</b>

INTERCEPTIONS	NO	YDS	AVG	LG	TD
T. Polley	1	37	37.0	37	0
<b>Total</b>	<b>1</b>	<b>37</b>	<b>37.0</b>	<b>37</b>	<b>0</b>

PUNTING	NO	YDS	AVG	TB	IN20	LG
T. Sauerbrun	2	73	36.5	0	2	40
<b>Total</b>	<b>2</b>	<b>73</b>	<b>36.5</b>	<b>0</b>	<b>2</b>	<b>40</b>

PUNTING	NO	YDS	AVG	TB	IN20	LG
S. Landeta	1	46	46.0	0	0	46
<b>Total</b>	<b>1</b>	<b>46</b>	<b>46.0</b>	<b>0</b>	<b>0</b>	<b>46</b>

PUNT RETURNS	NO	YDS	AVG	FC	LG	TD
S. Smith	0	0	0.0	1	0	0
<b>Returns</b>	<b>0</b>	<b>0</b>	<b>0.0</b>	<b>1</b>	<b>0</b>	<b>0</b>

PUNT RETURNS	NO	YDS	AVG	FC	LG	TD
D. Loaker	0	0	0.0	1	0	0
M. Furrey	0	0	0.0	1	0	0
<b>Returns</b>	<b>0</b>	<b>0</b>	<b>0.0</b>	<b>2</b>	<b>0</b>	<b>0</b>

KICKOFF RETURNS	NO	YDS	AVG	FC	LG	TD
R. Smart	5	123	24.6	0	30	0
B. Hoover	1	19	19.0	0	19	0
<b>Returns</b>	<b>6</b>	<b>142</b>	<b>23.7</b>	<b>0</b>	<b>30</b>	<b>0</b>

KICKOFF RETURNS	NO	YDS	AVG	FC	LG	TD
A. Harris (TOUCHBACK)	5	124	24.8	0	33	0
<b>Returns</b>	<b>5</b>	<b>124</b>	<b>24.8</b>	<b>0</b>	<b>33</b>	<b>0</b>

FUMBLES	Fum	Own	Yds	TD	FF	Opp. Rec.	Yds	TD	Out	Bnds
J. Delhomme	1	0	0	0	0	0	0	0	0	0
M. Muhammad	0	1	0	1	0	0	0	0	0	0
<b>Total</b>	<b>1</b>	<b>1</b>	<b>0</b>	<b>1</b>	<b>0</b>	<b>0</b>	<b>0</b>	<b>0</b>	<b>0</b>	<b>0</b>

FUMBLES	Fum	Own	Yds	TD	FF	Opp. Rec.	Yds	TD	Out	Bnds
L. Little	0	0	0	0	1	0	0	0	0	0
<b>Total</b>	<b>0</b>	<b>0</b>	<b>0</b>	<b>0</b>	<b>1</b>	<b>0</b>	<b>0</b>	<b>0</b>	<b>0</b>	<b>0</b>

## FINAL TEAM STATISTICS

TOTAL FIRST DOWNS	24		23	
By Rushing	10		4	
By Passing	12		17	
By Penalty	2		2	
THIRD DOWN EFFICIENCY	9-17-53%		5-13-38%	
FOURTH DOWN EFFICIENCY	0-0-0%		1-1-100%	
TOTAL NET YARDS	485		380	
Total Offensive Plays (inc. times thrown passing)	71		71	
Average gain per offensive play	6.8		5.4	
NET YARDS RUSHING	216		64	
Total Rushing Plays	41		23	
Average gain per rushing play	5.3		2.8	
Tackles for a loss -- number and yards	8-23		1-1	
NET YARDS PASSING	269		316	
Times thrown -- yards lost attempting to pass	3-21		2-16	
Gross yards passing	290		332	
PASS ATTEMPTS-COMPLETIONS-HAD INTERCEPTED	27-16-1		46-27-3	
Average gain per pass play (inc. # thrown passing)	9.0		6.6	
KICKOFFS Number-In End Zone-Touchbacks	6-1-1		7-2-0	
PUNTS Number and Average	2-36.5		1-46.0	
Had Blocked	0		0	

FGs -- PATs Had Blocked	0-0		0-0	
Net punting average	36.5		46.0	
TOTAL RETURN YARDAGE (Not Including Kickoffs)	15		37	
No. and Yards Punt Returns	0-0		0-0	
No. and Yards Kickoff Returns	6-142		5-124	
No. and Yards Interception Returns	3-15		1-37	
PENALTIES Number and Yards	13-92		5-33	
FUMBLES Number and Lost	1-0		0-0	
TOUCHDOWNS	3		1	
Rushing	1		1	
Passing	1		0	
Fumbles	1		0	
EXTRA POINTS Made-Attempts	2-2		1-1	
Kicking Made-Attempts	2-2		0-0	
Passing Made-Attempts	0-0		1-1	
FIELD GOALS Made-Attempts	3-5		5-6	
RED ZONE EFFICIENCY	2-3-67%		1-5-20%	
GOAL TO GO EFFICIENCY	2-2-100%		1-2-50%	
SAFETIES	0		0	
FINAL SCORE	29		23	
TIME OF POSSESSION	41:06		34:04	

## DEFENSIVE STATISTICS (based on coaches' film review)

Player	TT	S	A	S-yds	I-yds	PD	FF	FR
M. Minter	13	10	3	0-0	1-1	0	0	0
D. Grant	11	7	4	0-0	1-16	1	0	0
R. Howard	8	6	2	0-0	0-0	0	0	0
R. Manning	8	5	3	0-0	1-0	1	0	0
D. Morgan	8	4	4	0-0	0-0	0	0	0
J. Peppers	6	4	2	1-10	0-0	2	0	0
B. Buckner	5	4	1	0-0	0-0	1	0	0
T. Cousin	5	1	4	0-0	0-0	0	0	0
W. Witherspoon	4	2	2	0-0	0-0	0	0	0

Player	TT	S	A	S-yds	I-yds	PD	FF	FR
M. Rucker	3	2	1	0-0	0-0	0	0	0
G. Favors	3	2	1	1-6	0-0	0	0	0
K. Jenkins	2	2	0	0-0	0-0	0	0	0
S. Burton	2	2	0	0-0	0-0	0	0	0
D. Wesley	2	2	0	0-0	0-0	0	0	0
B. Allen	1	1	0	0-0	0-0	0	0	0
<b>Total</b>	<b>81</b>	<b>54</b>	<b>27</b>	<b>2-16</b>	<b>3-15</b>	<b>5</b>	<b>0</b>	<b>0</b>

ADMINISTRATION  
& COACHES

VETERANS

ROOKIES

2017 IN REVIEW

RECORDS

TEAM HISTORY

REFERENCE

# POSTSEASON HISTORY

## NFC CHAMPIONSHIP

### CAROLINA 14 – PHILADELPHIA 3

January 18, 2004

Lincoln Financial Field • Philadelphia, PA

**WEATHER:** Mostly Cloudy, 33°, Wind WNW 19 mph - **ATTENDANCE:** 67,862 - **TIME:** 2:58

In just their ninth season of existence, the Panthers claimed a bid to Super Bowl XXXVIII by defeating the Philadelphia Eagles 14-3 at Lincoln Financial Field in the NFC Championship game. Carolina took advantage of four interceptions, three by rookie cornerback Ricky Manning, to hold the Philadelphia offense to only one field goal.

The first quarter was scoreless as both teams punted twice. Early in the second quarter, a Carolina fumble was recovered by Jermaine Wiggins to gain the first down and allow the Panthers to continue what would be the first scoring drive of the game.

On first-and-10 from the Philadelphia 24-yard line, Delhomme hit wide receiver Muhsin Muhammad in the end zone for the score. A John Kasay PAT kick gave the Panthers a 7-0 lead.

The Eagles answered with a 14-play, 44-yard drive that culminated with a 41-yard field goal by David Akers. The Eagles were driving again in the final two minutes of the half when Manning grabbed his first interception.

On the opening drive of the second half, the Eagles drove to the

Panthers 18-yard line, but Manning again came up with the big play, intercepting Donovan McNabb at the 14-yard line.

A hit by Mike Minter on Eagles wide receiver James Thrash enabled Manning to record his third interception and put the Panthers in position for their final score. With 4:18 remaining in the third quarter, running back DeShaun Foster produced the game's second touchdown, breaking five tackles and reaching over the goal line on a one-yard run.

The Eagles went three-and-out on their final two possessions of the third quarter, and their final threat ended midway through the fourth quarter when backup quarterback Koy Detmer, who replaced an injured McNabb, was intercepted by Dan Morgan at the Carolina 11-yard line to thwart the Eagles final significant scoring opportunity.

Morgan led Carolina with 13 tackles and one interception while Brentson Buckner contributed 1.5 sacks. Running back Stephen Davis added 76 yards on 19 carries as the Panthers rushed for a total of 155 yards.

#### OFFICIALS

**Referee** — Bernie Kukar (86) **Umpire** — Bill Schuster (129) **Head Linesman** — Mark Baltz (26) **Line Judge** — Tom Barnes (55)  
**Field Judge** — Steve Zimmer (33) **Side Judge** — Tom Hill (97) **Back Judge** — Jim Howey (37) **Replay** — Dean Blandino

#### STARTING LINEUPS

##### Carolina Panthers

Offense		Defense	
WR 87	M. Muhammad	LDE 90	J. Peppers
LT 75	T. Stuessie	LDT 99	B. Buckner
LG 78	J. James	RDT 77	K. Jenkins
C 60	J. Mitchell	RDE 93	M. Rucker
RG 65	K. Donnalley	CB 21	T. Cousin
RT 69	J. Gross	MLB 55	D. Morgan
TE 86	K. Mangum	WLB 54	W. Witherspoon
WR 89	S. Smith	LCB 24	R. Manning
QB 17	J. Delhomme	RCB 23	R. Howard
TE 84	J. Wiggins	SS 30	M. Minter
RB 48	S. Davis	FS 27	D. Grant

##### Philadelphia Eagles

Offense		Defense	
WR 87	T. Pinkston	LDE 98	B. Whiting
LT 72	T. Thomas	LDT 90	C. Simon
LG 76	J. Welbourn	RDT 97	D. Walker
C 63	H. Fraley	RDE 94	N.D. Kalu
RG 66	B. Williams	WILL 54	N.Wayne
RT 69	J. Runyan	MLB 53	M.Simoneau
TE 89	C. Lewis	SAM 58	Ik. Reese
WR 80	J. Thrash	LCB 23	T. Vincent
RB 34	R. Mahe	RCB 21	B. Taylor
RB 22	D. Staley	SS 32	M. Lewis
QB 5	D. McNabb	FS 20	B. Dawkins

**CAROLINA SUBSTITUTIONS:** K 4 J. Kasay, P 10 T. Sauerbrun, RB 20 D. Foster, S 28 C. Branch, CB 29 D. Wesley, RB 32 R. Smart, RB 37 N. Goings, S 40 J. Cooper, FB 45 B. Hoover, LB 50 V. Ciurciu, LB 52 B. Allen, LB 53 G. Favros, LB 56 J. Kyle, LB 57 L. Towns, T 71 M. Willig, G 72 B. Nelson, WR 81 R. Proehl, WR 85 K. Dyson, WR 88 K. Hankton, DE 96 A. Wallace, DE 97 K. Rasmussen, 98 S. Burton. **DID NOT PLAY:** QB 9 R. Peete. **INACTIVE:** QB 16 C. Weinke, CB 31 W. Hampton, S 42 T. Tillman, TE 47 M. Battaglia OL 76 T. Reyes, G 79 D. Brzezinski, WR 80 E. Baker, DT 94 K. Morehead.

	1	2	3	4	OT	TOTAL	FIELD GOALS (made( ) & missed)
<b>VISITOR</b> Carolina Panthers	0	7	7	0	-	14	
<b>HOME</b> Philadelphia Eagles	0	3	0	0	-	3	J. Akers (41)

Team	Qtr	Clock Time	PLAY DESCRIPTION (Extra Point) (Drive Info)	SCORE	
				Visitor	Home
PANTHERS	2	10:12	M. Muhammad 24 yd. pass from J. Delhomme (J. Kasay kick) (8-79, 4:48)	7	0
EAGLES	2	2:56	J. Akers 41 yd. Field Goal (14-44, 7:16)	0	3
PANTHERS	3	4:11	D. Foster 1 yd. run (J. Kasay kick) (4-37, 2:07)	14	3

ADMINISTRATION & COACHES

VETERANS

ROOKIES

2017 IN REVIEW

RECORDS

TEAM HISTORY

REFERENCE

# POSTSEASON HISTORY

## FINAL INDIVIDUAL STATISTICS

Carolina Panthers											Philadelphia Eagles											
<b>RUSHING</b>											<b>RUSHING</b>											
S. Davis	19		76	4.0	15	0					D. Staley	13		79	6.1	18	0					
D. Foster	14		60	4.3	13	1					C. Buckhalter	11		48	4.4	9	0					
J. Delhomme	4		7	1.8	10	0					D. McNabb	2		10	5.0	7	0					
M. Muhammad	1		5	5.0	5	0					<b>Total</b>											
R. Smart	1		5	5.0	5	0					ATT	137	26	137	5.3	18	0					
B. Hoover	1		2	2.0	2	0					YDS	137	26	137	5.3	18	0					
<b>Total</b>	<b>40</b>	<b>155</b>	<b>3.9</b>	<b>15</b>	<b>1</b>	<b>0</b>					AVG	5.3	26	137	5.3	18	0					
<b>PASSING</b>											<b>PASSING</b>											
J. Delhomme	14	9	101	0/0	1	24	0	109.5			D. McNabb	22	10	100	4/28	0	23	3	19.3			
<b>Total</b>	<b>14</b>	<b>9</b>	<b>101</b>	<b>0/0</b>	<b>1</b>	<b>24</b>	<b>0</b>	<b>109.5</b>			K. Detmer	14	7	88	1/8	0	27	1	40.2			
<b>PASS RECEIVING</b>											<b>PASS RECEIVING</b>											
S. Smith			3	26	8.7	15	0				C. Lewis			4	69	17.3	27	0				
M. Muhammad			2	39	19.5	24	1				F. Mitchell			4	38	9.5	12	0				
S. Davis			1	21	21.0	21	0				D. Staley			4	33	8.3	19	0				
B. Hoover			1	6	6.0	6	0				C. Buckhalter			2	26	13.0	23	0				
D. Foster			1	6	6.0	6	0				L. Smith			1	12	12.0	12	0				
N. Goings			1	3	3.0	3	0				J. Thrash			1	9	9.0	9	0				
<b>Total</b>	<b>9</b>	<b>101</b>	<b>11.2</b>	<b>24</b>	<b>1</b>	<b>0</b>					J. Ritchie			1	1	1.0	1	0				
<b>INTERCEPTIONS</b>											<b>INTERCEPTIONS</b>											
R. Manning			3	15	5.0	13	0				<b>Total</b>											
D. Morgan			1	2	2.0	2	0				NO	0	0	0	0.0	0	0					
<b>Total</b>	<b>4</b>	<b>13</b>	<b>3.3</b>	<b>13</b>	<b>0</b>	<b>0</b>					YDS	0	0	0.0	0	0						
<b>PUNTING</b>											<b>PUNTING</b>											
T. Sauerbrun			7	285	40.7	1	2	59			D. Johnson			4	147	36.8	1	1	54			
J. Kasey			1	21	21.0	0	1	21			<b>Total</b>	<b>4</b>	<b>147</b>	<b>36.8</b>	<b>1</b>	<b>1</b>	<b>54</b>					
<b>Total</b>	<b>8</b>	<b>306</b>	<b>38.3</b>	<b>1</b>	<b>3</b>	<b>59</b>					NO	4	147	36.8	1	1	54					
<b>PUNT RETURNS</b>											<b>PUNT RETURNS</b>											
S. Smith			0	0	0.0	1	0	0			L. Sheppard			1	11	11.0	0	11	0			
(DOWNED)			1	0	0.0	0	0	0			R. Mahe			1	3	3.0	0	3	0			
(OUT OF BOUNDS)			1	0	0.0	0	0	0			(DOWNED)			4	0	0.0	0	0	0			
(TOUCHBACK)			1	0	0.0	0	0	0			(OUT OF BOUNDS)			1	0	0.0	0	0	0			
Returns			0	0	0.0	1	0	0			(TOUCHBACK)			1	0	0.0	0	0	0			
<b>KICKOFF RETURNS</b>											<b>KICKOFF RETURNS</b>											
R. Smart			1	40	40.0	0	40	0			J. Thrash			3	62	20.7	0	21	0			
K. Dyson			1	17	17.0	0	17	0			Returns			3	62	20.7	0	21	0			
Returns			2	57	28.5	0	40	0			NO	2	62	20.7	0	21	0					
<b>FUMBLES</b>											<b>FUMBLES</b>											
D. Foster			1	0	0	0	0	0			L. Sheppard			1	0	0	0	0	0			
J. Wiggins			0	1	0	0	0	0			Q. Miell			0	1	0	0	0	0			
J. Cooper			0	0	0	0	0	0			(B. Reese)			0	0	0	0	0	0			
<b>Total</b>	<b>1</b>	<b>1</b>	<b>0</b>	<b>0</b>	<b>0</b>	<b>0</b>	<b>0</b>	<b>0</b>			<b>Total</b>	<b>1</b>	<b>0</b>	<b>0</b>	<b>0</b>	<b>1</b>	<b>0</b>	<b>0</b>	<b>0</b>			

## FINAL TEAM STATISTICS

	VISITOR PANTHERS					HOME EAGLES					
	TOTAL	FIRST DOWNS	THIRD DOWN EFFICIENCY	FOURTH DOWN EFFICIENCY	TOTAL NET YARDS	TOTAL OFFENSIVE PLAYS	NET YARDS RUSHING	NET YARDS PASSING	PASS ATTEMPTS-COMPLETIONS-HAD INTERCEPTED	KICKOFFS	PUNTS
TOTAL FIRST DOWNS	14	18	4-13-31%	0-0-0%	256	54	155	101	14-9-0	3-0-0	8-38.3
By Rushing	8	8									
By Passing	4	7									
By Penalty	1	3									
THIRD DOWN EFFICIENCY	4-13-31%	2-13-15%									
FOURTH DOWN EFFICIENCY	0-0-0%	1-2-50%									
TOTAL NET YARDS	256	289									
Total Offensive Plays (inc. times thrown passing)	54	67									
Average gain per offensive play	4.7	4.3									
NET YARDS RUSHING	155	137									
Total Rushing Plays	40	26									
Average gain per rushing play	3.9	5.3									
Tackles for a loss - number and yards	2-6	0-0									
NET YARDS PASSING	101	152									
Times thrown - yards lost attempting to pass	0-0	5-36									
Gross yards passing	101	188									
PASS ATTEMPTS-COMPLETIONS-HAD INTERCEPTED	14-9-0	36-17-4									
Average gain per pass play (inc. # thrown passing)	7.2	3.7									
KICKOFFS Number-In End Zone-Touchbacks	3-0-0	2-1-0									
PUNTS Number and Average	8-38.3	4-36.8									

## DEFENSIVE STATISTICS (based on coaches' film review)

Player	VISITOR PANTHERS								HOME EAGLES								
	T	S	A	S-yds	I-yds	PD	FF	FR	T	S	A	S-yds	I-yds	PD	FF	FR	
D. Morgan	12	6	6	0-0	1-2	0	0	0	S. Burton	2	1	1	-5.4	0-0	0	0	0
D. Grant	9	5	4	0-0	0-0	1	0	0	J. Peppers	1	1	0	0-0	0-0	0	0	0
W. Witherspoon	9	5	4	1-7	0-0	0	0	0	G. Favors	1	1	0	0-0	0-0	0	0	0
T. Cousin	8	5	3	0-0	0-0	1	0	0	K. Jenkins	1	0	1	0-0	0-0	0	0	0
M. Minter	6	5	1	-5.7-5	0-0	2	1	0	A. Wallace	1	0	1	-5.7-5	0-0	0	0	0
R. Howard	6	4	2	0-0	0-0	2	0	0	<b>Total</b>	<b>67</b>	<b>40</b>	<b>27</b>	<b>5-36.5</b>	<b>3-13</b>	<b>8</b>	<b>1</b>	<b>0</b>
M. Rucker	4	3	1	1-7	0-0	0	0	0									
B. Buckner	4	2	2	1.5-10.5	0-0	0	0	0									
R. Manning	3	2	1	0-0	3-15	2	0	0									

ADMINISTRATION  
& COACHES

VETERANS

ROOKIES

2017 IN REVIEW

RECORDS

TEAM HISTORY

REFERENCE

# POSTSEASON HISTORY

## SUPER BOWL XXXVIII

### NEW ENGLAND 32 — CAROLINA 29

February 1, 2004  
Reliant Stadium • Houston, TX

**WEATHER:** Played indoors on grass - **ATTENDANCE:** 71,525 - **TIME:** 4:05

In their first Super Bowl, the Carolina Panthers scored 19 fourth-quarter points to tie New England with one minute remaining, but kicker Adam Vinatieri converted a 41-yard field goal to give the Patriots a 32-29 victory for their second Super Bowl victory in three seasons.

The first quarter was scoreless, with help from the Panthers defense who kept New England off the board by blocking one Vinatieri field goal and withstanding another missed attempt.

In the second quarter, a Carolina fumble on the 19-yard line was recovered by defensive tackle Richard Seymour and set up a Tom Brady five-yard touchdown pass to Deion Branch. The touchdown broke the tie with 3:10 remaining in the half.

Quarterback Jake Delhomme led the Panthers on an eight-play, 95-yard drive, the then second longest drive in Super Bowl history, that culminated with a Delhomme-to-Steve Smith touchdown pass from 39 yards out.

Brady completed four of six passes for 78 yards, and with 23 seconds remaining in the half, hit wide receiver David Givens with another five-yard touchdown pass to put the Patriots back in front, 14-7.

Kris Mangum returned a kickoff to the Panthers 47-yard line and after a 21-yard run by Stephen Davis, the Panthers called timeout with five seconds left. John Kasay booted a 50-yard field goal as the first half expired to make it 14-10.

On the second play of the fourth quarter, Patriots running back Antowain Smith scored on a two-yard run that extended the New England lead to 21-10.

DeShaun Foster finished a six-play, 81-yard Panther drive with a 33-yard touchdown run, the then fourth-longest run in Super Bowl history. Carolina missed on their two-point attempt and the score was 21-16.

New England drove down the field and threatened to extend their lead once again, but Reggie Howard intercepted Brady's pass in the end zone and returned it to the 10-yard line.

Three plays later, Delhomme hit Muhsin Muhammad for an 85-yard touchdown, giving the Panthers their first lead with 7:06 remaining in the game. The Panthers missed on another two-point attempt, keeping the score 22-21.

The scoring continued as the Patriots drove 68 yards in 11 plays, ending with a Mike Vrabel touchdown. New England converted their two-point attempt and led 29-22 with 2:55 remaining.

Delhomme then drove his team 80 yards on just seven plays, hitting Ricky Proehl across the middle for a 12-yard touchdown that tied the game with 1:13 remaining. However, Brady mounted one last scoring drive to set up Vinatieri at the Carolina 34-yard line for the winning kick.

#### OFFICIALS

**Referee** — Ed Hochuli (85) **Umpire** — Jeff Rice (28) **Head Linesman** — Mark Hittner (28) **Line Judge** — Ben Montgomery (117)  
**Field Judge** — Tom Sifferman (118) **Side Judge** — Laird Hayes (125) **Back Judge** — Scott Green (19) **Replay** — Larry Hill

#### STARTING LINEUPS

##### Carolina Panthers

Offense			Defense		
WR	87	M. Muhammad	LDE	90	J. Peppers
LT	75	T. Steussie	LDI	99	B. Buckner
LG	78	J. James	RDT	77	K. Jenkins
C	60	J. Mitchell	RDE	93	M. Rucker
RG	65	K. Donnalley	SLB	53	G. Favors
RT	69	J. Gross	MLB	55	D. Morgan
TE	84	J. Wiggins	WLB	54	W. Witherspoon
WR	89	S. Smith	LCB	24	R. Manning
QB	17	J. Delhomme	RCB	23	R. Howard
FB	45	B. Hoover	SS	30	M. Minter
RB	48	S. Davis	FS	27	D. Grant

##### New England Patriots

Offense			Defense		
WR	83	D. Branch	LE	91	B. Hamilton
LT	72	M. Light	NT	92	T. Washington
LG	71	R. Hochstein	RE	93	R. Seymour
C	67	D. Koppen	OLB	55	W. McGinest
RG	63	J. Andruzzi	ILB	54	T. Bruschi
RT	68	T. Ashworth	ILB	95	R. Phifer
TE	82	D. Graham	OLB	50	M. Vrabel
WR	80	T. Brown	LCB	24	T. Law
QB	12	T. Brady	RCB	38	T. Poole
RB	32	A. Smith	S	26	E. Wilson
FB	31	L. Centers	S	37	R. Harrison

**CAROLINA SUBSTITUTIONS:** K 4 J. Kasay, P 10 T. Sauerbrun, RB 20 D. Foster, CB 21 T. Cousin, S 28 C. Branch, CB 29 D. Wesley, RB 32 R. Smart, RB 37 N. Goings, S 40 J. Cooper, LB 50 V. Ciurciu, LB 52 B. Allen, LB 56 J. Kyle, LB 57 L. Towns, T 71 M. Willig, G 72 B. Nelson, WR 81 R. Proehl, WR 85 K. Dyson, TE 86 K. Mangum, WR 88 K. Hankton, DE 96 A. Wallace, DE 97 K. Rasmussen, 98 S. Burton. **DID NOT PLAY:** QB 9 R. Pette. **INACTIVE:** QB 16 C. Weinke, CB 31 W. Hampton, S 42 T. Tillman, TE 47 M. Battaglia OL 76 T. Reyes, G 79 D. Brzezinski, WR 80 E. Baker, DT 94 K. Morehead.

VISITOR	Carolina Panthers	1	2	3	4	OT	TOTAL	FIELD GOALS (made) & missed	
		HOME	New England Patriots	0	10	0	19	-	29

Team	Qtr	Clock Time	PLAY DESCRIPTION (Extra Point) (Drive Info)	SCORE	
				Visitor	Home
PATRIOTS	2	3:05	D. Branch 5 yd. pass from T. Brady (A. Vinatieri kick) (4-20, 2:10)	0	7
PANTHERS	2	1:07	S. Smith 39 yd. pass from J. Delhomme (J. Kasay kick) (8-95, 1:58)	7	7
PATRIOTS	2	0:18	D. Givens 5 yd. pass from T. Brady (A. Vinatieri kick) (6-78, 0:49)	7	14
PANTHERS	2	0:00	J. Kasay 50 yd. Field Goal (2-21, 0:18)	10	14
PATRIOTS	4	14:49	A. Smith 2 yd. run (A. Vinatieri kick) (8-71, 4:08)	10	21
PANTHERS	4	12:39	D. Foster 33 yd. run (pass failed) (6-81, 2:10)	16	21
PANTHERS	4	6:53	M. Muhammad 85 yd. pass from J. Delhomme (pass failed) (3-90, 0:45)	22	21
PATRIOTS	4	2:51	M. Vrabel 1 yd. pass from T. Brady (K. Faulk run) (11-68, 4:02)	22	29
PANTHERS	4	1:08	R. Proehl 12 yd. pass from J. Delhomme (J. Kasay kick) (7-80, 1:43)	29	29
PATRIOTS	4	0:04	A. Vinatieri 41 yd. Field Goal (6-37, 1:04)	29	32

ADMINISTRATION  
& COACHES

VETERANS

ROOKIES

2017 IN REVIEW

RECORDS

TEAM HISTORY

REFERENCE

# POSTSEASON HISTORY

## FINAL INDIVIDUAL STATISTICS

Carolina Panthers										New England Patriots														
<b>RUSHING</b>	<b>ATT</b>	<b>YDS</b>	<b>AVG</b>	<b>LG</b>	<b>TD</b>					<b>RUSHING</b>	<b>ATT</b>	<b>YDS</b>	<b>AVG</b>	<b>LG</b>	<b>TD</b>									
S. Davis	13	49	3.8	21	0					A. Smith	26	83	3.2	9	1									
D. Foster	3	43	14.3	33t	1					K. Faulk	6	42	7.0	23	0									
										T. Brady	2	12	6.0	12	0									
										T. Brown	1	-10	-10.0	-10	0									
<b>Total</b>	<b>16</b>	<b>92</b>	<b>5.8</b>	<b>33t</b>	<b>1</b>					<b>Total</b>	<b>35</b>	<b>127</b>	<b>3.6</b>	<b>23</b>	<b>1</b>									
<b>PASSING</b>	<b>ATT</b>	<b>CMP</b>	<b>YDS</b>	<b>SK/YD</b>	<b>TD</b>	<b>LG</b>	<b>IN</b>	<b>RTG.</b>					<b>PASSING</b>	<b>ATT</b>	<b>CMP</b>	<b>YDS</b>	<b>SK/YD</b>	<b>TD</b>	<b>LG</b>	<b>IN</b>	<b>RTG.</b>			
J. Delhomme	33	16	323	4/28	3	85t	0	113.6					T. Brady	48	32	354	0/0	3	52	1	100.5			
<b>Total</b>	<b>33</b>	<b>16</b>	<b>323</b>	<b>4/28</b>	<b>3</b>	<b>85t</b>	<b>0</b>	<b>113.6</b>					<b>Total</b>	<b>48</b>	<b>32</b>	<b>354</b>	<b>0/0</b>	<b>3</b>	<b>52</b>	<b>1</b>	<b>100.5</b>			
<b>PASS RECEIVING</b>	<b>NO</b>	<b>YDS</b>	<b>AVG</b>	<b>LG</b>	<b>TD</b>					<b>PASS RECEIVING</b>	<b>NO</b>	<b>YDS</b>	<b>AVG</b>	<b>LG</b>	<b>TD</b>									
M. Muhammad	4	140	35.0	85t	1					D. Branch	10	143	14.3	52	1									
S. Smith	4	80	20.0	39t	1					T. Brown	8	76	9.5	13	0									
R. Proehl	4	71	17.8	31	1					D. Givens	5	69	13.8	25	1									
J. Wiggins	2	21	10.5	15	0					D. Graham	4	46	11.5	33	0									
D. Foster	1	9	9.0	9	0					K. Faulk	4	19	4.8	7	0									
K. Mangum	1	3	3.0	3	0					M. Vrabel	1	1	1.0	1	1									
<b>Total</b>	<b>16</b>	<b>323</b>	<b>20.2</b>	<b>85t</b>	<b>3</b>					<b>Total</b>	<b>32</b>	<b>354</b>	<b>11.1</b>	<b>52</b>	<b>3</b>									
<b>INTERCEPTIONS</b>	<b>NO</b>	<b>YDS</b>	<b>AVG</b>	<b>LG</b>	<b>TD</b>					<b>INTERCEPTIONS</b>	<b>NO</b>	<b>YDS</b>	<b>AVG</b>	<b>LG</b>	<b>TD</b>									
R. Howard	1	12	12.0	12	0					<b>Total</b>	<b>0</b>	<b>0</b>	<b>0.0</b>	<b>0</b>	<b>0</b>									
<b>Total</b>	<b>1</b>	<b>12</b>	<b>12.0</b>	<b>12</b>	<b>0</b>					<b>Total</b>	<b>0</b>	<b>0</b>	<b>0.0</b>	<b>0</b>	<b>0</b>									
<b>PUNTING</b>	<b>NO</b>	<b>YDS</b>	<b>AVG</b>	<b>TB</b>	<b>IN20</b>	<b>LG</b>					<b>PUNTING</b>	<b>NO</b>	<b>YDS</b>	<b>AVG</b>	<b>TB</b>	<b>IN20</b>	<b>LG</b>							
T. Sauerbrun	7	310	44.3	0	1	51					K. Walter	5	173	34.6	0	2	51							
<b>Total</b>	<b>7</b>	<b>310</b>	<b>44.3</b>	<b>0</b>	<b>1</b>	<b>51</b>					<b>Total</b>	<b>5</b>	<b>173</b>	<b>34.6</b>	<b>0</b>	<b>2</b>	<b>51</b>							
<b>PUNT RETURNS</b>	<b>NO</b>	<b>YDS</b>	<b>AVG</b>	<b>FC</b>	<b>LG</b>	<b>TD</b>					<b>PUNT RETURNS</b>	<b>NO</b>	<b>YDS</b>	<b>AVG</b>	<b>FC</b>	<b>LG</b>	<b>TD</b>							
S. Smith	1	2	2.0	1	2	0					T. Brown	4	40	10.0	1	28	0							
[DOWNED]	3	0	0.0	0	0	0					D. Branch	1	2	2.0	1	2	0							
<b>Returns</b>	<b>1</b>	<b>2</b>	<b>2.0</b>	<b>1</b>	<b>2</b>	<b>0</b>					<b>Returns</b>	<b>5</b>	<b>42</b>	<b>8.4</b>	<b>2</b>	<b>28</b>	<b>0</b>							
<b>KICKOFF RETURNS</b>	<b>NO</b>	<b>YDS</b>	<b>AVG</b>	<b>FC</b>	<b>LG</b>	<b>TD</b>					<b>KICKOFF RETURNS</b>	<b>NO</b>	<b>YDS</b>	<b>AVG</b>	<b>FC</b>	<b>LG</b>	<b>TD</b>							
R. Smart	4	74	18.5	0	22	0					B. Johnson	4	78	19.5	0	29	0							
S. Smith	1	30	30.0	0	30	0					[OUT OF BOUNDS]	1	0	0.0	0	0	0							
K. Mangum	1	12	12.0	0	12	0					<b>Returns</b>	<b>4</b>	<b>78</b>	<b>19.5</b>	<b>0</b>	<b>29</b>	<b>0</b>							
<b>Returns</b>	<b>6</b>	<b>116</b>	<b>19.3</b>	<b>0</b>	<b>30</b>	<b>0</b>					<b>Returns</b>	<b>4</b>	<b>78</b>	<b>19.5</b>	<b>0</b>	<b>29</b>	<b>0</b>							
<b>FUMBLES</b>	<b>Fum</b>	<b>Own Rec.</b>	<b>Yds</b>	<b>TD</b>	<b>FF</b>	<b>Rec.</b>	<b>Yds</b>	<b>TD</b>	<b>Bnds</b>					<b>FUMBLES</b>	<b>Fum</b>	<b>Own Rec.</b>	<b>Yds</b>	<b>TD</b>	<b>FF</b>	<b>Rec.</b>	<b>Yds</b>	<b>TD</b>	<b>Bnds</b>	
J. Delhomme	1	0	0	0	0	0	0	0	0					T. Brown	1	0	1	0	0	0	0	0	0	0
<b>Total</b>	<b>1</b>	<b>0</b>	<b>0</b>	<b>0</b>	<b>0</b>	<b>0</b>	<b>0</b>	<b>0</b>	<b>0</b>					<b>Total</b>	<b>1</b>	<b>0</b>	<b>1</b>	<b>0</b>	<b>1</b>	<b>1</b>	<b>0</b>	<b>0</b>	<b>0</b>	<b>0</b>

## FINAL TEAM STATISTICS

	VISITOR PANTHERS					HOME PATRIOTS					VISITOR PANTHERS					HOME PATRIOTS				
	TOTAL FIRST DOWNS	17					29					0-0					1-0			
By Rushing	3					7					38.3					34.2				
By Passing	12					19					14					4-2				
By Penalty	2					3					No. and Yards Punt Returns					1-2				
THIRD DOWN EFFICIENCY	4-12-33%					8-17-47%					6-116					4-78				
FOURTH DOWN EFFICIENCY	0-0-0%					1-1-100%					No. and Yards Interception Returns					1-12				
TOTAL NET YARDS	387					481					PENALTIES Number and Yards					12-73				
Total Offensive Plays (inc. times thrown passing)	53					83					FUMBLES Number and Lost					1-1				
Average gain per offensive play	7.3					5.8					TOUCHDOWNS					4				
NET YARDS RUSHING	92					127					Rushing					1				
Total Rushing Plays	16					35					Passing					3				
Average gain per rushing play	5.8					3.6					EXTRA POINTS Made-Attempts					2-4				
Tackles for a loss -- number and yards	2-4					2-13					Kicking Made-Attempts					2-2				
NET YARDS PASSING	295					354					Passing Made-Attempts					0-2				
Times thrown -- yards lost attempting to pass	4-28					0-0					FIELD GOALS Made-Attempts					1-1				
Gross yards passing	323					354					RED ZONE EFFICIENCY					1-1-100%				
PASS ATTEMPTS-COMPLETIONS-HAD INTERCEPTED	33-16-0					48-32-1					GOAL TO GO EFFICIENCY					3-4-75%				
Average gain per pass play (inc. # thrown passing)	8.0					7.4					SAFETIES					0				
KICKOFFS Number-In End Zone-Touchbacks	5-0-0					6-3-0					FINAL SCORE					29				
PUNTS Number and Average	7-44.3					5-34.6					TIME OF POSSESSION					21:02				
Had Blocked	0					0										38:58				

## DEFENSIVE STATISTICS (based on coaches' film review)

Player	Carolina Panthers								New England Patriots								
	TT	S	A	S-yds	I-yds	PD	FF	FR	TT	S	A	S-yds	I-yds	PD	FF	FR	
D. Morgan	25	15	10	0-0	0-0	0	0	0	A. Wallace	4	2	2	0-0	0-0	0	0	0
M. Minter	18	10	8	0-0	0-0	1	0	0	S. Burton	3	1	2	0-0	0-0	0	0	0
W. Witherspoon	16	6	3	0-0	0-0	0	0	0	R. Howard	6	6	0	0-0	1-12	0	0	0
D. Grant	8	5	3	0-0	0-0	1	0	0	M. Rucker	1	1	0	0-0	0-0	0	0	0
T. Cousin	7	4	3	0-0	0-0	2	0	0	B. Buckner	4	2	2	0-0	0-0	0	0	0
R. Manning	6	3	3	0-0	0-0	0	0	0	J. Peppers	5	2	3	0-0	0-0	0	0	0
G. Favors	6	1	5	0-0	0-0	0	0	0	K. Jenkins	4	3	1	0-0	0-0	0	0	0
B. Buckner	4	2	2	0-0	0-0	0	0	0	<b>Total</b>	<b>113</b>	<b>61</b>	<b>52</b>	<b>0-0</b>	<b>1-12</b>	<b>4</b>	<b>0</b>	<b>0</b>

ADMINISTRATION  
& COACHES

VETERANS

ROOKIES

2017 IN REVIEW

RECORDS

TEAM HISTORY

REFERENCE

# POSTSEASON HISTORY

## NFC WILD CARD PLAYOFFS CAROLINA 23 — NEW YORK GIANTS 0

January 8, 2006  
Giants Stadium • East Rutherford, NJ

WEATHER: Sunny, 44°, Wind NW 6 mph - ATTENDANCE: 79,378 - TIME: 2:39

Carolina's defense held a New York Giants offense that ranked third in the NFL in points per game scoreless en route to notching the third shutout in team history with a 23-0 victory over the Giants in the NFC Wild Card game. Carolina became the first team to register a shutout on the road in the playoffs since 1980 when the Los Angeles Rams posted a 9-0 victory at Tampa Bay (01/05/80) in the 1979 NFC Championship. The Panthers forced five sacks and five turnovers, converting four of them into 16 points. The defense yielded a season-low 132 total net yards to New York, who ranked fourth in the NFL in total offense during

the regular season with an average of 361.7 yards per game. Running back DeShaun Foster rushed for 151 yards to help the Panthers accumulate 223 yards rushing on 45 attempts and maintain possession for 42:45. The time of possession was the highest in team history for any game, bettering the previous record of 41:51 at New Orleans (12/05/04). The team's rushing attempts tied for the most in team history and the rushing yards equalled the second-highest total. Safety Marlon McCree matched his career high with two interceptions.

### OFFICIALS

Referee — Bill Leavy (127) Umpire — Richard Hall (49) Head Linesman — Mark Baltz (26) Line Judge — Charles Stewart (62)  
Field Judge — Rob Vematchi (75) Side Judge — Don Carlsen (39) Back Judge — Kirk Doman (6) Replay — Bob Mantoath

### STARTING LINEUPS

#### Carolina Panthers

Offense			Defense		
WR	89	S. Smith	LDE	90	J. Peppers
LT	70	T. Wharton	LDT	99	B. Buckner
LG	68	M. Wahle	RDT	67	J. Carstens
C	60	J. Mitchell	RDE	93	M. Rucker
RG	76	T. Reyes	SLB	55	D. Morgan
RT	69	J. Gross	WLB	54	W. Witherspoon
TE	84	M. Gaines	LCB	20	C. Gamble
WR	83	K. Colbert	RCB	23	K. Lucas
QB	17	J. Delhomme	CB	24	R. Manning
FB	45	B. Hoover	SS	27	M. McCree
RB	26	D. Foster	FS	30	M. Minter

#### New York Giants

Offense			Defense		
WR	17	P. Burress	LE	92	M. Strahan
LT	77	L. Petitgout	LT	70	K. Clancy
LG	66	D. Diehl	RT	94	W. Joseph
C	60	S. O'Hara	RE	72	O. Umenyiora
RG	76	C. Snee	SLB	59	A. Jackson
RT	67	K. McKenzie	MLB	44	K. Lewis
TE	80	J. Shockey	WLB	54	N. Greisen
WR	81	A. Toomer	LCB	25	W. Allen
WR	85	D. Tyree	RCB	23	C. Webster
QB	10	E. Manning	SS	28	G. Wilson
RB	21	T. Barber	FS	26	B. Alexander

**CAROLINA SUBSTITUTIONS:** K 4 J.Kasay, P 7 J.Baker, QB16 C.Weinke, WR 18 D.Carter, CB 21 D.Wesley, RB 22 J.Robertson, RB 32 R.Smart, RB 37 N.Goings, S 47 T.Davis, LB 50 V.Ciurciu, LB 52 C.Draft, LB 53 B. Short, LB 56 J.Kyle, LB 57 S.Tufts, C 63 G.Hangartner, T 78 T.Fordham, WR 81 R.Proehl, TE 82 M.Seidman, TE 86 K.Mangum, WR 88 K.Hankton, DT 94 K.Moorehead, DE 96 Al Wallace, DE 97 K.Rasmussen **INACTIVE:** 3QB 3 S.Lefors, WR 5 E. Hill, CB 38 G. Wilds, FB 49 C. Cramer, T 61 D.Kadela, G 71 E.Mathis, DE 92 J.Haye, DT 98 A.Ellison

VISITOR	HOME	1	2	3	4	OT	TOTAL	FIELD GOALS (made( ) & missed)
Carolina Panthers	New York Giants	0	10	7	6	-	23	J. Kasay (31) (45) (18)
		0	0	0	0	-	0	

Team	Qtr	Clock Time	PLAY DESCRIPTION (Extra Point) (Drive Info)	SCORE	
				Visitor	Home
PANTHERS	2	9:41	S.Smith 22 yd. pass from J.Delhomme (J.Kasay kick) (12-77, 7:46)	7	0
PANTHERS	2	0:30	J.Kasay 31 yd. Field Goal (4-2, 0:58)	10	0
PANTHERS	3	6:57	S.Smith 12 yd. run (J.Kasay kick) (1-12, 0:06)	17	0
PANTHERS	4	13:33	J.Kasay 45 yd. Field Goal (10-55, 6:07)	20	0
PANTHERS	4	2:40	J.Kasay 18 yd. Field Goal (14-55, 8:55)	23	0

ADMINISTRATION  
& COACHES

VETERANS

ROOKIES

2017 IN REVIEW

RECORDS

TEAM HISTORY

REFERENCE

# POSTSEASON HISTORY

## FINAL INDIVIDUAL STATISTICS

### Carolina Panthers

RUSHING	ATT	YDS	AVG	LG	TD
D.Foster	27	151	5.6	31	0
N.Goings	12	63	5.3	18	0
S.Smith	1	12	12.0	12t	1
B.Hoover	2	0	0.0	0	0
C.Henke	3	-3	-1.0	-1	0
<b>Total</b>	<b>45</b>	<b>223</b>	<b>5.0</b>	<b>31</b>	<b>1</b>

### New York Giants

RUSHING	ATT	YDS	AVG	LG	TD
T.Barber	13	41	3.2	9	0
<b>Total</b>	<b>13</b>	<b>41</b>	<b>3.2</b>	<b>9</b>	<b>0</b>

PASSING	ATT	CMP	YDS	SK/YD	TD	LG	IN	Rtg.
J.Delhomme	22	15	140	3/19	1	25	0	100.6
N.Goings	0	0	0	1/9	0	0	0	0.0
<b>Total</b>	<b>22</b>	<b>15</b>	<b>140</b>	<b>4/28</b>	<b>1</b>	<b>25</b>	<b>0</b>	<b>100.6</b>

PASSING	ATT	CMP	YDS	SK/YD	TD	LG	IN	Rtg.
E.Manning	18	10	113	4/22	0	25	3	35.0
<b>Total</b>	<b>18</b>	<b>10</b>	<b>113</b>	<b>4/22</b>	<b>0</b>	<b>25</b>	<b>3</b>	<b>35.0</b>

PASS RECEIVING	NO	YDS	AVG	LG	TD
S.Smith	10	84	8.4	22t	1
K.Colbert	2	31	15.5	25	0
K.Mangum	1	11	11.0	11	0
N.Goings	1	10	10.0	10	0
D.Foster	1	4	4.0	4	0
<b>Total</b>	<b>15</b>	<b>140</b>	<b>9.3</b>	<b>25</b>	<b>1</b>

PASS RECEIVING	NO	YDS	AVG	LG	TD
J.Shockey	3	50	16.7	25	0
A.Toomer	3	31	10.3	13	0
T.Barber	3	28	9.3	17	0
V.Shrancoe	1	4	4.0	4	0
<b>Total</b>	<b>10</b>	<b>113</b>	<b>11.3</b>	<b>25</b>	<b>0</b>

INTERCEPTIONS	NO	YDS	AVG	LG	TD
M.McCree	2	-9	-4.5	1	0
K.Lucas	1	14	14.0	14	0
<b>Total</b>	<b>3</b>	<b>5</b>	<b>1.7</b>	<b>14</b>	<b>0</b>

INTERCEPTIONS	NO	YDS	AVG	LG	TD
<b>Total</b>	<b>0</b>	<b>0</b>	<b>0.0</b>	<b>0</b>	<b>0</b>

PUNTING	NO	YDS	AVG	TB	IN20	LG
J.Baker	4	151	37.8	1	2	42
<b>Total</b>	<b>4</b>	<b>151</b>	<b>37.8</b>	<b>1</b>	<b>2</b>	<b>42</b>

PUNTING	NO	YDS	AVG	TB	IN20	LG
J.Feagles	4	155	38.8	1	2	49
<b>Total</b>	<b>4</b>	<b>155</b>	<b>38.8</b>	<b>1</b>	<b>2</b>	<b>49</b>

PUNT RETURNS (DOWNED)	NO	YDS	AVG	FC	LG	TD
(OUT OF BOUNDS)	2	0	0.0	0	0	0
(TOUCHBACK)	1	0	0.0	0	0	0
<b>Returns</b>	<b>0</b>	<b>0</b>	<b>0.0</b>	<b>0</b>	<b>0</b>	<b>0</b>

PUNT RETURNS (DOWNED)	NO	YDS	AVG	FC	LG	TD
C.Morton	1	5	5.0	0	5	0
G.Wilson	1	0	0.0	0	0	0
(DOWNED)	1	0	0.0	0	0	0
(TOUCHBACK)	1	0	0.0	0	0	0
<b>Returns</b>	<b>2</b>	<b>5</b>	<b>2.5</b>	<b>0</b>	<b>5</b>	<b>0</b>

KICKOFF RETURNS	NO	YDS	AVG	FC	LG	TD
J.Robertson	1	17	17.0	0	17	0
<b>Returns</b>	<b>1</b>	<b>17</b>	<b>17.0</b>	<b>0</b>	<b>17</b>	<b>0</b>

KICKOFF RETURNS	NO	YDS	AVG	FC	LG	TD
C.Morton	6	122	20.3	0	28	0
<b>Returns</b>	<b>6</b>	<b>122</b>	<b>20.3</b>	<b>0</b>	<b>28</b>	<b>0</b>

FUMBLES	Fum	Own Rec.	Yds	TD	FF	Opp. Rec.	Yds	TD	Out Bnds
J.Delhomme	1	0	0	0	0	0	0	0	0
T.Wharton	0	1	0	0	0	0	0	0	0
W.Witherspoon	0	0	0	0	1	0	0	0	0
M.Rucker	0	0	0	0	1	0	0	0	0
D.Wesley	0	0	0	0	1	0	0	0	0
<b>Total</b>	<b>1</b>	<b>1</b>	<b>0</b>	<b>0</b>	<b>1</b>	<b>2</b>	<b>0</b>	<b>0</b>	<b>0</b>

FUMBLES	Fum	Own Rec.	Yds	TD	FF	Opp. Rec.	Yds	TD	Out Bnds
E.Manning	1	0	0	0	0	0	0	0	0
G.Wilson	1	0	0	0	0	0	0	0	0
O.Umenyiora	0	0	0	0	1	0	0	0	0
<b>Total</b>	<b>2</b>	<b>0</b>	<b>0</b>	<b>0</b>	<b>1</b>	<b>0</b>	<b>0</b>	<b>0</b>	<b>0</b>

## FINAL TEAM STATISTICS

	VISITOR PANTHERS	HOME GIANTS	VISITOR PANTHERS	HOME GIANTS
TOTAL FIRST DOWNS	23	9	0-0	0-0
By Rushing	13	1	31.5	33.8
By Passing	9	6	5	5
By Penalty	1	2	0-0	2-5
THIRD DOWN EFFICIENCY	7-15-47%	1-7-14%	1-17	6-122
FOURTH DOWN EFFICIENCY	0-0-0%	0-0-0%	3-5	0-0
TOTAL NET YARDS	335	132	7-52	2-15
Total Offensive Plays (inc. times thrown passing)	71	35	1-0	2-2
Average gain per offensive play	4.7	3.8		
NET YARDS RUSHING	223	41		
Total Rushing Plays	45	13		
Average gain per rushing play	5.0	3.2	2-2	0-0
Tackles for a loss-number and yards	3-6	1-1	2-2	0-0
NET YARDS PASSING	112	91	3-3	0-0
Times thrown - yards lost attempting to pass	4-28	4-22	1-4-25%	0-0-0%
Gross yards passing	140	113	GOAL TO GO EFFICIENCY	0-1-0%
PASS ATTEMPTS-COMPLETIONS-HAD INTERCEPTED	22-15-0	18-10-3	SAFETIES	0 0
Avg gain per pass play (inc.# thrown passing)	4.3	4.1	FINAL SCORE	23 0
KICKOFFS Number-In End Zone-Touchbacks	6-0-0	1-0-0	TIME OF POSSESSION	42:45 17:15
PUNTS Number and Average	4-37.8	4-38.8		
Had Blocked	0	0		

## DEFENSIVE STATISTICS (based on coaches' film review)

Player	TT	S	A	S-yds	I-yds	PD	FF	FR	Player	TT	S	A	S-yds	I-yds	PD	FF	FR
M. McCree	6	4	2	0	2(-9)	0	0	0	J. Carstens	2	1	1	1-6	0	0	0	0
W. Witherspoon	5	3	2	1-5	0	0	1	0	R. Manning	2	1	1	0	0	0	0	0
C. Gamble	5	2	3	0	0	0	0	0	J. Peppers	2	2	0	1-9	0	1	0	0
M. Minter	4	1	3	0	0	0	0	0	T. Davis	1	1	0	1-7	0	0	0	0
B. Short	4	1	3	0	0	0	0	0	M. Rucker	1	0	1	0	0	1	0	1
D. Morgan	3	0	3	0	0	0	0	0	<b>Total</b>	<b>37</b>	<b>17</b>	<b>20</b>	<b>4-25</b>	<b>3-5</b>	<b>2</b>	<b>1</b>	<b>1</b>
K. Lucas	2	1	1	0	1-14	0	0	0									

ADMINISTRATION  
& COACHES

VETERANS

ROOKIES

2017 IN REVIEW

RECORDS

TEAM HISTORY

REFERENCE

# POSTSEASON HISTORY

## NFC DIVISIONAL PLAYOFFS CAROLINA 29 — CHICAGO 21

January 15, 2006  
Soldier Field • Chicago, IL

WEATHER: Partly Cloudy, 40°, Wind SE 15 mph - ATTENDANCE: 62,209 - TIME: 3:23

Carolina totaled 434 yards against the NFL's second-ranked defense in a 29-21 victory over the Chicago Bears in the NFC Divisional Playoffs. The contest marked the Panthers fourth consecutive postseason road victory to equal the NFL record for the most consecutive road postseason victories, previously accomplished by Dallas from 1975-81. The Panthers became the fourth team since 1990 to win an NFC Divisional Playoff game on the road. Carolina allowed one sack against the Bears after allowing a season-high eight in their regular season contest at Chicago (11/20/05) and scored 29 points against a Bears defense that allowed a League-low 12.9 points per game during the regular season and a total of 61 points at home during

the regular season. Wide receiver Steve Smith amassed 218 yards receiving, the most in team history and fourth-highest total in a playoff game in NFL history, and two touchdowns on 12 receptions, which tied for the second-most catches in NFL postseason history. Quarterback Jake Delhomme registered his second career 300-yard passing effort in the playoffs and his fifth postseason game with a passer rating of 100 or more. The Panthers' defense yielded only 3-of-13 third down conversions against the Bears. With the victory, head coach John Fox became just the fifth head coach in NFL history to record at least four postseason road wins.

### OFFICIALS

Referee — Walt Coleman (65) Umpire — Roy Ellison (81) Head Linesman — Ron Phares (10) Line Judge — Michael Spanier (90)  
Field Judge — Steve Zimmer (33) Side Judge — David Wyant (16) Back Judge — Richard Reels (83) Replay — Bob McGrath & Dean

### STARTING LINEUPS

#### Carolina Panthers

Offense			Defense		
WR	89	S. Smith	LDE	90	J. Peppers
LT	70	T. Wharton	LDT	99	B. Buckner
LG	68	M. Wahle	RDT	67	J. Carstens
C	60	J. Mitchell	RDE	93	M. Rucker
RG	76	T. Reyes	SLB	53	B. Short
RT	69	J. Gross	MLB	55	D. Morgan
TE	84	M. Gaines	WLB	54	W. Witherspoon
WR	83	K. Colbert	LCB	20	C. Gamble
QB	17	J. Delhomme	RCB	23	K. Lucas
FB	45	B. Hoover	SS	27	M. McCree
RB	26	D. Foster	FS	30	M. Minter

#### Chicago Bears

Offense			Defense		
WR	87	M. Muhammad	LE	93	A. Ogunleye
LT	76	J. Tait	DT	91	T. Harris
LG	74	R. Brown	NT	95	I. Scott
C	57	O. Kreuzt	RE	96	A. Brown
RG	63	R. Garza	SLB	92	H. Hillenmeyer
RT	69	F. Miller	MLB	54	B. Urlacher
TE	88	D. Clark	WLB	55	L. Briggs
WR	12	J. Gage	LCB	33	C. Tillman
QB	8	R. Grossman	RCB	31	N. Vasher
RB	20	T. Jones	SS	46	C. Harris
FB	37	J. McKie	FS	30	M. Brown

**CAROLINA SUBSTITUTIONS:** K 4 J.Kasay, P 7 J.Baker, WR 18 D.Carter, CB 21 D.Wesley, RB 22 J.Robertson, CB 24 R. Manning, RB 37 N.Goings, S 47 T.Davis, LB 50 V.Ciurciu, LB 52 C.Draft, LB 56 J.Kyle, LB 57 S.Tufts, C 63 G.Hangartner, T 78 T.Fordham, WR 81 R.Proehl, TE 82 M.Seidman, TE 86 K.Mangum, WR 88 K.Hankton, DT 94 K.Moorehead, DE 96 Al Wallace, DE 97 K.Rasmussen **DID NOT PLAY:** QB16 C.Weinke. **INACTIVE:** 3QB 3 S.Lefors, WR 5 E. Hill, CB 38 G. Wilds, FB 49 C. Cramer, T 61 D.Kadela, G 71 E.Mathis, DE 92 J.Hay, DT 98 A.Ellison

VISITOR	1	2	3	4	OT	TOTAL	FIELD GOALS (made( ) & missed)
Carolina Panthers	7	9	7	6	-	29	J. Kasay (20) (38) (37)
Chicago Bears	0	7	7	7	-	21	

Team	Qtr	Clock Time	PLAY DESCRIPTION (Extra Point) (Drive Info)	SCORE	
				Visitor	Home
PANTHERS	1	14:05	S.Smith 58 yd. pass from J.Delhomme (J.Kasay kick) (2-60, 0:55)	7	0
PANTHERS	2	14:57	J.Kasay 20 yd. Field Goal (10-62, 4:01)	10	0
PANTHERS	2	6:26	J.Kasay 38 yd. Field Goal (8-40, 4:26)	13	0
BEARS	2	1:57	A.Peterson 1 yd. run (R.Gould kick) (9-67, 4:29)	13	7
PANTHERS	2	0:00	J.Kasay 37 yd. Field Goal (8-51, 1:57)	16	7
BEARS	3	11:21	D.Clark 1 yd. pass from R.Grossman (R.Gould kick) (8-68, 3:39)	16	14
PANTHERS	3	2:07	S.Smith 39 yd. pass from J.Delhomme (J.Kasay kick) (5-56, 3:24)	23	14
BEARS	4	12:23	J.McKie 3 yd. run (R.Gould kick) (11-66, 4:44)	23	21
PANTHERS	4	8:04	K.Mangum 1 yd. pass from J.Delhomme (kick failed, hru) (7-62, 4:19)	29	21

ADMINISTRATION  
& COACHES

VETERANS

ROOKIES

2017 IN REVIEW

RECORDS

TEAM HISTORY

REFERENCE



# POSTSEASON HISTORY

## FINAL INDIVIDUAL STATISTICS

### Carolina Panthers

RUSHING	ATT	YDS	AVG	LG	TD
D.Foster	16	54	3.4	17	0
N.Goings	10	34	3.4	10	0
S.Smith	3	26	8.7	22	0
J.Delhomme	2	9	4.5	9	0
<b>Total</b>	<b>31</b>	<b>123</b>	<b>4.0</b>	<b>22</b>	<b>0</b>

PASSING	ATT	CMP	YDS	SK/YD	TD	LG	IN	Rtg.
J.Delhomme	33	24	319	1/8	3	58t	1	120.6
<b>Total</b>	<b>33</b>	<b>24</b>	<b>319</b>	<b>1/8</b>	<b>3</b>	<b>58t</b>	<b>1</b>	<b>120.6</b>

PASS RECEIVING	NO	YDS	AVG	LG	TD
S.Smith	12	218	18.2	58t	2
R.Proehl	3	28	9.3	11	0
D.Carter	2	43	21.5	29	0
B.Hoover	2	13	6.5	7	0
N.Goings	1	14	14.0	14	0
K.Colbert	1	9	9.0	9	0
D.Foster	1	3	3.0	3	0
K.Mangum	1	1	1.0	1t	1
J.Robertson	1	-10	-10.0	-10	0
<b>Total</b>	<b>24</b>	<b>319</b>	<b>13.3</b>	<b>58t</b>	<b>3</b>

INTERCEPTIONS	NO	YDS	AVG	LG	TD
K.Lucas	1	1	1.0	1	0
<b>Total</b>	<b>1</b>	<b>1</b>	<b>1.0</b>	<b>1</b>	<b>0</b>

PUNTING	NO	YDS	AVG	TB	IN20	LG
J.Baker	5	206	41.2	1	3	47
<b>Total</b>	<b>5</b>	<b>206</b>	<b>41.2</b>	<b>1</b>	<b>3</b>	<b>47</b>

PUNT RETURNS	NO	YDS	AVG	FC	LG	TD
S.Smith	2	-1	-0.5	0	0	0
[DOWNED]	3	0	0.0	0	0	0
[OUT OF BOUNDS]	2	0	0.0	0	0	0
Returns	2	-1	-0.5	0	0	0

KICKOFF RETURNS	NO	YDS	AVG	FC	LG	TD
J.Robertson	4	100	25.0	0	34	0
Returns	4	100	25.0	0	34	0

FUMBLES	Fum	Own	Rec.	Yds	TD	FF	Rec.	Yds	TD	Bnds
J.Delhomme	2	1	0	0	0	0	0	0	0	0
D.Foster	1	1	0	0	0	0	0	0	0	0
T.Wharton	0	1	0	0	0	0	0	0	0	0
<b>Total</b>	<b>3</b>	<b>3</b>	<b>0</b>	<b>0</b>	<b>0</b>	<b>0</b>	<b>0</b>	<b>0</b>	<b>0</b>	<b>0</b>

### Chicago Bears

RUSHING	ATT	YDS	AVG	LG	TD
T.Jones	20	80	4.0	24	0
A.Peterson	5	9	1.8	5	1
R.Grossman	1	5	5.0	5	0
J.McKie	1	3	3.0	3t	1
<b>Total</b>	<b>27</b>	<b>97</b>	<b>3.6</b>	<b>24</b>	<b>2</b>

PASSING	ATT	CMP	YDS	SK/YD	TD	LG	IN	Rtg.
R.Grossman	41	17	192	1/7	1	27	1	54.1
<b>Total</b>	<b>41</b>	<b>17</b>	<b>192</b>	<b>1/7</b>	<b>1</b>	<b>27</b>	<b>1</b>	<b>54.1</b>

PASS RECEIVING	NO	YDS	AVG	LG	TD
B.Berrian	5	68	13.6	17	0
M.Muhammad	3	58	19.3	24	0
T.Jones	3	30	10.0	27	0
J.Gage	3	28	9.3	24	0
D.Clark	2	5	2.5	4	1
A.Peterson	1	3	3.0	3	0
<b>Total</b>	<b>17</b>	<b>192</b>	<b>11.3</b>	<b>27</b>	<b>1</b>

INTERCEPTIONS	NO	YDS	AVG	LG	TD
B.Uriacher	1	20	20.0	20	0
<b>Total</b>	<b>1</b>	<b>20</b>	<b>20.0</b>	<b>20</b>	<b>0</b>

PUNTING	NO	YDS	AVG	TB	IN20	LG
B.Maynard	7	246	35.1	0	0	54
<b>Total</b>	<b>7</b>	<b>246</b>	<b>35.1</b>	<b>0</b>	<b>0</b>	<b>54</b>

PUNT RETURNS	NO	YDS	AVG	FC	LG	TD
N.Vasher	2	1	0.5	0	6	0
[DOWNED]	2	0	0.0	0	0	0
[TOUCHBACK]	1	0	0.0	0	0	0
Returns	2	1	0.5	0	6	0

KICKOFF RETURNS	NO	YDS	AVG	FC	LG	TD
R.Davis	5	115	23.0	0	31	0
A.Peterson	1	17	17.0	0	17	0
Returns	6	132	22.0	0	31	0

FUMBLES	Fum	Own	Rec.	Yds	TD	FF	Rec.	Yds	TD	Bnds
C.Harris	0	0	0	0	0	1	0	0	0	0
A.Ogunleye	0	0	0	0	0	1	0	0	0	0
<b>Total</b>	<b>0</b>	<b>0</b>	<b>0</b>	<b>0</b>	<b>0</b>	<b>2</b>	<b>0</b>	<b>0</b>	<b>0</b>	<b>0</b>

## FINAL TEAM STATISTICS

	VISITOR PANTHERS	HOME BEARS	VISITOR PANTHERS	HOME BEARS
TOTAL FIRST DOWNS	21	23	0-0	0-0
By Rushing	6	6		
By Passing	14	11	37.0	35.3
By Penalty	1	6		
THIRD DOWN EFFICIENCY	5-12-42%	3-13-23%	0	21
FOURTH DOWN EFFICIENCY	0-0-0%	1-2-50%	2-1	2-1
TOTAL NET YARDS	434	282	No. and Yards Punt Returns	4-100
Total Offensive Plays (inc. times thrown passing)	65	69	No. and Yards Kickoff Returns	6-132
Average gain per offensive play	6.7	4.1	No. and Yards Interception Returns	1-1
NET YARDS RUSHING	123	97	PENALTIES Number and Yards	9-50
Total Rushing Plays	31	27	FUMBLES Number and Lost	3-0
Average gain per rushing play	4.0	3.6	TOUCHDOWNS	3
Tackles for a loss-number and yards	6-12	2-7	Rushing	0
NET YARDS PASSING	311	185	Passing	3
Times thrown - yards lost attempting to pass	1-8	1-7	EXTRA POINTS Made-Attempts	2-3
Gross yards passing	319	192	Kicking Made-Attempts	2-3
PASS ATTEMPTS-COMPLETIONS-HAD INTERCEPTED	33-24-1	41-17-1	FIELD GOALS Made-Attempts	3-3
Avg gain per pass play (inc.# thrown passing)	9.1	4.4	RED ZONE EFFICIENCY	1-3-33%
KICKOFFS Number-In End Zone-Touchbacks	6-1-0	4-0-0	GOAL TO GO EFFICIENCY	1-2-50%
PUNTS Number and Average	5-41.2	7-35.1	SAFETIES	0
Had Blocked	0	0	FINAL SCORE	29
			TIME OF POSSESSION	33:25
				26:35

## DEFENSIVE STATISTICS (based on coaches' film review)

Player	TT	S	A	S-yds	I-yds	PD	FF	FR	Player	TT	S	A	S-yds	I-yds	PD	FF	FR
D.Morgan	9	2	7	0	0	1	0	0	M.Rucker	3	2	1	0	0	1	0	0
K.Lucas	6	4	2	0	1-1	3	0	0	T.Davis	2	2	0	0	0	1	0	0
C.Gamble	6	4	2	0	0	3	0	0	A.Wallace	2	0	2	0	0	1	0	0
M.Minter	6	2	4	0	0	0	0	0	J.Carstens	1	1	0	1-7	0	0	0	0
W.Witherspoon	5	3	2	0	0	2	0	0	K.Rasmussen	1	1	0	0	0	0	0	0
M.McCree	4	2	2	0	0	1	0	0	B.Buckner	1	0	1	0	0	1	0	0
B.Short	4	2	2	0	0	1	0	0	K.Moorehead	1	0	1	0	0	0	0	0
J.Peppers	4	4	0	0	0	0	1	0	<b>Total</b>	<b>55</b>	<b>29</b>	<b>26</b>	<b>1-7</b>	<b>1-1</b>	<b>13</b>	<b>1</b>	<b>0</b>

ADMINISTRATION  
& COACHES

VETERANS

ROOKIES

2017 IN REVIEW

RECORDS

TEAM HISTORY

REFERENCE

# POSTSEASON HISTORY

## NFC CHAMPIONSHIP SEATTLE 34 – CAROLINA 14

January 22, 2006  
Qwest Field • Seattle, WA

**WEATHER:** Overcast, 48°, Wind S 14 mph - **ATTENDANCE:** 67,837 - **TIME:** 3:09

Seattle's defense forced four turnovers and held the Panthers to 212 total yards in a 34-14 victory in the 2005 NFC Championship Game. Carolina was limited to 36 yards by the Seahawks fifth-ranked rushing defense and converted only one-of-nine third down opportunities. Interceptions on consecutive Carolina possessions enabled Seattle to transform a 7-0 lead into a 17-0 advantage in the second quarter. Wide receiver Steve Smith established an NFL record for the most catches in a

postseason with 27, surpassing the previous mark of 23 set by Anthony Carter with Minnesota in the 1987 postseason. Smith's 59-yard punt return for a touchdown enabled him to become the first player in NFL history to score a touchdown on a run, pass and punt return in the same postseason. Running back Nick Goings, who started in place of the injured DeShaun Foster, was shaken up in the first quarter and did not return to the game.

### OFFICIALS

**Referee** — Ed Hochuli (85) **Umpire** — Carl Paganelli (124) **Head Linesman** — Tom Stabile (24) **Line Judge** — Byron Boston (18)  
**Field Judge** — Buddy Horton (82) **Side Judge** — Carl Cheffers (51) **Back Judge** — Steve Freeman (133) **Replay** — Mark Burns

### STARTING LINEUPS

#### Carolina Panthers

Offense		Defense	
WR 89	S. Smith	LDE 90	J. Peppers
LT 70	T. Wharton	LDT 99	B. Buckner
LG 68	M. Wahle	RDT 67	J. Carstens
C 60	J. Mitchell	RDE 93	M. Rucker
RG 76	T. Reyes	SLB 53	B. Short
RT 69	J. Gross	MLB 55	D. Morgan
TE 84	M. Gaines	WLB 54	W. Witherspoon
WR 83	K. Colbert	LCB 20	C. Gamble
QB 17	J. Delhomme	RCB 23	K. Lucas
FB 45	B. Hoover	SS 27	M. McCree
RB 37	N. Goings	FS 30	M. Minter

#### Seattle Seahawks

Offense		Defense	
WR 84	B. Engram	LDE 94	B. Fisher
LT 71	W. Jones	LDT 91	C. Darby
LG 76	S. Hutchinson	RDT 99	R. Bernard
C 61	R. Tobeck	RDE 98	G. Wistrom
RG 62	C. Gray	OLB 56	L. Hill
RT 75	S. Locklear	MLB 51	L. Tatumu
WR 87	J. Jurevicius	OLB 54	D. Lewis
WR 82	D. Jackson	LCB 21	A. Dyson
QB 8	M. Hasselbeck	RCB 23	M. Trufant
FB 38	M. Strong	SS 28	M. Boulware
RB 37	S. Alexander	FS 33	M. Manuel

**CAROLINA SUBSTITUTIONS:** K 4 J.Kasay, P 7 J.Baker, WR 18 D.Carter, CB 21 D.Wesley, RB 22 J.Robertson, CB 24 R. Manning, RB 32 R.Smart, S 47 T.Davis, FB 49 C. Cramer, LB 50 V.Ciurciu, LB 52 C.Draft, LB 56 J.Kyle, LB 57 S.Tufts, C 63 G.Hangartner, T 78 T.Fordham, WR 81 R.Proehl, TE 86 K.Mangum, WR 88 K.Hankton, DT 94 K.Moorehead, DE 96 Al Wallace, DE 97 K.Rasmussen **DID NOT PLAY:** QB16 C.Weinke, TE 82 M.Seidman. **INACTIVE:** 3QB 3 S.Lefors, WR 5 E. Hill, S 31 B. Parker, CB 38 G. Wilts, T 61 D.Kadela, G 71 E.Mathis, DE 92 J.Haye, DT 98 A.Ellison

		1	2	3	4	OT	TOTAL	FIELD GOALS (made( ) & missed)
<b>VISITOR</b>	Carolina Panthers	0	7	0	7	-	14	
<b>HOME</b>	Seattle Seahawks	10	10	7	7	-	34	J. Brown (24) (39) 49SH

Team	Qtr	Clock Time	PLAY DESCRIPTION (Extra Point) (Drive Info)	SCORE	
				Visitor	Home
SEAHAWKS	1	5:31	J.Stevens 17 yd. pass from M.Hasselbeck (J.Brown kick) (5-57, 2:16)	0	7
SEAHAWKS	1	2:23	J.Brown 24 yd. Field Goal (6-14, 2:44)	0	10
SEAHAWKS	2	14:53	S.Alexander 1 yd. run (J.Brown kick) (4-17, 0:57)	0	17
PANTHERS	2	9:05	S.Smith 59 yd. punt return (J.Kasay kick)	7	17
SEAHAWKS	2	4:03	J.Brown 39 yd. Field Goal (10-57, 5:02)	7	20
SEAHAWKS	3	11:09	D.Jackson 20 yd. pass from M.Hasselbeck (J.Brown kick) (8-65, 3:51)	7	27
SEAHAWKS	4	6:00	S.Alexander 1 yd. run (J.Brown kick) (8-53, 4:48)	7	34
PANTHERS	4	5:09	D.Carter 47 yd. pass from J.Delhomme (J.Kasay kick) (4-80, 0:51)	14	34

ADMINISTRATION  
& COACHES

VETERANS

ROOKIES

2017 IN REVIEW

RECORDS

TEAM HISTORY

REFERENCE

# POSTSEASON HISTORY

## FINAL INDIVIDUAL STATISTICS

Carolina Panthers											Seattle Seahawks												
<b>RUSHING</b>	<b>ATT</b>	<b>YDS</b>	<b>AVG</b>	<b>LG</b>	<b>TD</b>						<b>RUSHING</b>	<b>ATT</b>	<b>YDS</b>	<b>AVG</b>	<b>LG</b>	<b>TD</b>							
J.Robertson	4	19	4.8	15	0						S.Alexander	34	132	3.9	18	2							
J.Delhomme	3	15	5.0	6	0						M.Hasselbeck	6	27	4.5	15	0							
N.Goings	5	2	0.4	2	0						M.Morris	7	24	3.4	10	0							
<b>Total</b>	<b>12</b>	<b>36</b>	<b>3.0</b>	<b>15</b>	<b>0</b>						M.Strong	4	7	1.8	3	0							
											<b>Total</b>	<b>51</b>	<b>190</b>	<b>3.7</b>	<b>18</b>	<b>2</b>							
<b>PASSING</b>	<b>ATT</b>	<b>CMP</b>	<b>YDS</b>	<b>SK/YD</b>	<b>TD</b>	<b>LG</b>	<b>IN</b>	<b>Rtg.</b>			<b>PASSING</b>	<b>ATT</b>	<b>CMP</b>	<b>YDS</b>	<b>SK/YD</b>	<b>TD</b>	<b>LG</b>	<b>IN</b>	<b>Rtg.</b>				
J.Delhomme	35	15	196	2/20	1	47t	3	34.9			M.Hasselbeck	28	20	219	2/16	2	28	0	118.0				
<b>Total</b>	<b>35</b>	<b>15</b>	<b>196</b>	<b>2/20</b>	<b>1</b>	<b>47t</b>	<b>3</b>	<b>34.9</b>			<b>Total</b>	<b>28</b>	<b>20</b>	<b>219</b>	<b>2/16</b>	<b>2</b>	<b>28</b>	<b>0</b>	<b>118.0</b>				
<b>PASS RECEIVING</b>	<b>NO</b>	<b>YDS</b>	<b>AVG</b>	<b>LG</b>	<b>TD</b>						<b>PASS RECEIVING</b>	<b>NO</b>	<b>YDS</b>	<b>AVG</b>	<b>LG</b>	<b>TD</b>							
J.Robertson	5	37	7.4	18	0						D.Jackson	6	75	12.5	20t	1							
S.Smith	5	33	6.6	12	0						J.Stevens	6	66	11.0	17t	1							
D.Carter	2	88	44.0	47t	1						B.Ingram	3	34	11.3	13	0							
R.Proehl	1	19	19.0	19	0						S.Wallace	1	28	28.0	28	0							
K.Mangum	1	10	10.0	10	0						R.Hannam	1	7	7.0	7	0							
B.Hoover	1	9	9.0	9	0						J.Jurevicius	1	6	6.0	6	0							
<b>Total</b>	<b>15</b>	<b>196</b>	<b>13.1</b>	<b>47t</b>	<b>1</b>						<b>Total</b>	<b>20</b>	<b>219</b>	<b>11.0</b>	<b>28</b>	<b>2</b>							
<b>INTERCEPTIONS</b>	<b>NO</b>	<b>YDS</b>	<b>AVG</b>	<b>LG</b>	<b>TD</b>						<b>INTERCEPTIONS</b>	<b>NO</b>	<b>YDS</b>	<b>AVG</b>	<b>LG</b>	<b>TD</b>							
<b>Total</b>	<b>0</b>	<b>0</b>	<b>0.0</b>	<b>0</b>	<b>0</b>						<b>Total</b>	<b>3</b>	<b>67</b>	<b>22.3</b>	<b>32</b>	<b>0</b>							
<b>PUNTING</b>	<b>NO</b>	<b>YDS</b>	<b>AVG</b>	<b>TB</b>	<b>IN20</b>	<b>LG</b>						<b>PUNTING</b>	<b>NO</b>	<b>YDS</b>	<b>AVG</b>	<b>TB</b>	<b>IN20</b>	<b>LG</b>					
J.Baker	7	243	34.7	0	2	52						T.Rouen	4	169	42.3	2	1	45					
<b>Total</b>	<b>7</b>	<b>243</b>	<b>34.7</b>	<b>0</b>	<b>2</b>	<b>52</b>						<b>Total</b>	<b>5</b>	<b>194</b>	<b>38.8</b>	<b>2</b>	<b>2</b>	<b>45</b>					
<b>PUNT RETURNS</b>	<b>NO</b>	<b>YDS</b>	<b>AVG</b>	<b>FC</b>	<b>LG</b>	<b>TD</b>						<b>PUNT RETURNS</b>	<b>NO</b>	<b>YDS</b>	<b>AVG</b>	<b>FC</b>	<b>LG</b>	<b>TD</b>					
S.Smith	1	59	59.0	0	59t	1						P.Warrick	2	7	3.5	2	5	0					
(DOWNED)	2	0	0.0	0	0	0						(DOWNED)	3	0	0.0	0	0	0					
(TOUCHBACK)	2	0	0.0	0	0	0						<b>Returns</b>	<b>2</b>	<b>7</b>	<b>3.5</b>	<b>2</b>	<b>5</b>	<b>0</b>					
<b>Returns</b>	<b>1</b>	<b>59</b>	<b>59.0</b>	<b>0</b>	<b>59t</b>	<b>1</b>						<b>Returns</b>	<b>2</b>	<b>51</b>	<b>25.5</b>	<b>0</b>	<b>32</b>	<b>0</b>					
<b>KICKOFF RETURNS</b>	<b>NO</b>	<b>YDS</b>	<b>AVG</b>	<b>FC</b>	<b>LG</b>	<b>TD</b>						<b>KICKOFF RETURNS</b>	<b>NO</b>	<b>YDS</b>	<b>AVG</b>	<b>FC</b>	<b>LG</b>	<b>TD</b>					
R.Smart	4	74	18.5	0	21	0						J.Scobey	2	51	25.5	0	32	0					
J.Robertson	3	69	23.0	0	26	0						<b>Returns</b>	<b>2</b>	<b>51</b>	<b>25.5</b>	<b>0</b>	<b>32</b>	<b>0</b>					
<b>Returns</b>	<b>7</b>	<b>143</b>	<b>20.4</b>	<b>0</b>	<b>26</b>	<b>0</b>						<b>Returns</b>	<b>2</b>	<b>51</b>	<b>25.5</b>	<b>0</b>	<b>32</b>	<b>0</b>					
<b>FUMBLES</b>	<b>Fum</b>	<b>Own Rec.</b>	<b>Yds</b>	<b>TD</b>	<b>FF</b>	<b>Opp. Rec.</b>	<b>Yds</b>	<b>TD</b>	<b>Out Bnds</b>			<b>FUMBLES</b>	<b>Fum</b>	<b>Own Rec.</b>	<b>Yds</b>	<b>TD</b>	<b>FF</b>	<b>Opp. Rec.</b>	<b>Yds</b>	<b>TD</b>	<b>Out Bnds</b>		
S.Smith	1	0	0	0	0	0	0	0	0			C.Terrill	0	0	0	0	1	0	0	0	0		
<b>Total</b>	<b>1</b>	<b>0</b>	<b>0</b>	<b>0</b>	<b>0</b>	<b>0</b>	<b>0</b>	<b>0</b>	<b>0</b>			<b>Total</b>	<b>0</b>	<b>0</b>	<b>0</b>	<b>0</b>	<b>1</b>	<b>5</b>	<b>0</b>	<b>0</b>			

## FINAL TEAM STATISTICS

<b>TOTAL FIRST DOWNS</b>	11	27	FGs -PATs Had Blocked	0-0	0-0
By Rushing	2	13	Net Punting Average	33.7	19.0
By Passing	7	11	<b>TOTAL RETURN YARDAGE (Not Including Kickoffs)</b>	59	74
By Penalty	2	3	No. and Yards Punt Returns	1-59	2-7
<b>THIRD DOWN EFFICIENCY</b>	1-9-11%	8-18-44%	No. and Yards Kickoff Returns	7-143	2-51
<b>FOURTH DOWN EFFICIENCY</b>	0-0-0%	0-1-0%	No. and Yards Interception Returns	0-0	3-67
<b>TOTAL NET YARDS</b>	212	393	<b>PENALTIES Number and Yards</b>	5-57	7-63
Total Offensive Plays (inc. times thrown passing)	49	81	<b>FUMBLES Number and Lost</b>	1-1	0-0
Average gain per offensive play	4.3	4.9	<b>TOUCHDOWNS</b>	2	4
<b>NET YARDS RUSHING</b>	36	190	Rushing	0	2
Total Rushing Plays	12	51	Passing	1	2
Average gain per rushing play	3.0	3.7	Punt Returns	1	0
Tackles for a loss-number and yards	1-2	7-14	<b>EXTRA POINTS Made-Attempts</b>	2-2	4-4
<b>NET YARDS PASSING</b>	176	203	Kicking Made-Attempts	2-2	4-4
Times thrown - yards lost attempting to pass	2-20	2-16	<b>FIELD GOALS Made-Attempts</b>	0-0	2-3
Gross yards passing	196	219	<b>RED ZONE EFFICIENCY</b>	0-0-0%	3-4-75%
<b>PASS ATTEMPTS-COMPLETIONS-HAD INTERCEPTED</b>	35-15-3	28-20-0	<b>GOAL TO GO EFFICIENCY</b>	0-0-0%	2-3-67%
Avg. gain per pass play (inc.# thrown passing)	4.8	6.8	<b>SAFETIES</b>	0	0
<b>KICKOFFS Number-In End Zone-Touchbacks</b>	3-0-0	7-1-0	<b>FINAL SCORE</b>	14	34
<b>PUNTS Number and Average</b>	7-34.7	5-38.8	<b>TIME OF POSSESSION</b>	18:09	41:51
Had Blocked	0	0			

## DEFENSIVE STATISTICS (based on coaches' film review)

Player	TT	S	A	S-yds	I-yds	PD	FF	FR	Player	TT	S	A	S-yds	I-yds	PD	FF	FR
W. Witherspoon	10	8	2	0	0	1	0	0	J. Carstens	4	2	2	0	0	0	0	0
D. Morgan	7	2	5	1-7	0	0	0	0	R. Manning	4	4	0	0	0	0	0	0
B. Buckner	7	7	0	0	0	0	0	0	M. Minter	3	3	0	0	0	1	0	0
C. Draft	7	7	0	0	0	0	0	0	C. Gamble	3	3	0	0	0	1	0	0
K. Lucas	6	5	1	0	0	0	0	0	K. Moorehead	2	1	1	0	0	0	0	0
J. Peppers	6	5	1	0	0	0	0	0	A. Wallace	1	1	0	0	0	0	0	0
B. Short	6	4	2	0	0	0	0	0	T. Davis	1	1	0	0	0	0	0	0
M. McCree	6	6	0	0	0	0	0	0	K. Rasmussen	1	1	0	0	0	0	0	0
M. Rucker	4	3	1	1-9	0	0	0	0	<b>Total</b>	<b>78</b>	<b>63</b>	<b>15</b>	<b>2-16</b>	<b>0</b>	<b>3</b>	<b>0</b>	<b>0</b>

ADMINISTRATION  
& COACHES

VETERANS

ROOKIES

2017 IN REVIEW

RECORDS

TEAM HISTORY

REFERENCE

# POSTSEASON HISTORY

## NFC DIVISIONAL PLAYOFFS ARIZONA 33 — CAROLINA 13

January 10, 2009

Bank of America Stadium • Charlotte, NC

**WEATHER:** Showers, 45°, Wind SW 10 MPH- **ATTENDANCE:** 73,695 - **TIME:** 3:11

The Carolina Panthers dropped a 33-13 decision at home in the NFC Divisional Playoffs to end the 2008 campaign. The Panthers jumped out to an early lead when Jonathan Stewart capped Carolina's opening drive with a nine-yard touchdown run. However, the Panthers only managed one more first down for the rest of the first half as they turned the ball over twice and punted three times. Arizona quarterback Kurt Warner hooked up with Larry Fitzgerald for 151 yards and a touchdown in the first

half as the Cardinals jumped to a 27-7 lead at the intermission. Jake Delhomme found Steve Smith for an 8-yard touchdown in the fourth quarter. Delhomme finished with 205 yards on 17 of 34 passing with one touchdown and five interceptions. DeAngelo Williams managed 63 yards rushing on 12 carries. Defensively, Jon Beason notched a second-half interception along with nine tackles. Thomas Davis led the team with 11 tackles including one for a loss, while Damione Lewis recorded a sack.

### OFFICIALS

**Referee** — Gene Steratore (114) **Umpire** — Butch Hannah (40) **Head Linesman** — Phil McKinley (110) **Line Judge** — Michael Spanier (90)  
**Field Judge** — Steve Zimmer (33) **Side Judge** — Laird Hayes (125) **Back Judge** — Jim Howey (37) **Replay** — Al Hynes

### STARTING LINEUPS

#### Arizona Cardinals

Offense			Defense		
WR	11	L. Fitzgerald	LDE	94	A. Smith
LT	69	M. Gandy	NT	97	B. Robinson
LG	74	R. Wells	DT	90	D. Dockett
C	63	L. Sendllein	RDE	92	B. Berry
RG	76	D. Lului	SLB	56	C. Okeafor
RT	75	L. Brown	MLB	54	G. Hayes
WR	15	S. Breaston	WLB	58	K. Dansby
TE	83	S. Spach	LCB	26	R. Hood
QB	13	K. Warner	RCB	29	D. Rodgers-Cromartie
RB	32	E. James	SS	24	A. Wilson
TE	82	L. Pope	H	21	A. Rolle

#### Carolina Panthers

Offense			Defense		
WR	89	S. Smith	LDE	96	T. Brayton
LT	69	J. Gross	LDT	99	M. Kemoeatu
LG	70	T. Wharton	RDT	92	D. Lewis
C	67	R. Kalii	RDE	90	J. Peppers
RG	73	J. Bridges	SLB	53	N. Diggs
RT	79	J. Otah	MLB	52	J. Beason
TE	47	J. King	WLB	58	T. Davis
WR	87	M. Muhammad	LCB	20	C. Gamble
QB	17	J. Delhomme	RCB	21	K. Lucas
FB	45	B. Hoover	SS	43	C. Harris
RB	34	D. Williams	FS	30	C. Godfrey

**CAROLINA SUBSTITUTIONS:** K 4 J.Kasay, K 5 R.Lloyd, P 7 J.Baker, CB 23 D.Wesley, S 25 N.Salley, CB 27 C.Wilson, RB 28 J.Stewart, CB 31 R.Marshall, RB 37 N.Goings, LB 50 J.Anderson, LB 54 L.Johnson, LB 55 D.Curry, LB 56 J.Kyle, DE 66 H.Taylor, T 76 F.Omiyale, DT 78 N.Hayden, WR 80 D.Jarrett, TE 82 G.Barnidge, WR-PR 84 M.Jones, TE 88 Dante Rosario, DE 95 C. Johnson **DID NOT PLAY:** QB 12 J.McCown, C 63 G.Hangartner **INACTIVE:** QB 3 M.Moore, WR 18 D.Hackett, S 26 Q.Teal, LB 59 A.Seward, G 65 M.Bernadeau, WR 81 K.Moore, DT 93 D.Walker, DT 98 J.Parker

VISITOR	HOME	1	2	3	4	OT	TOTAL	FIELD GOALS (made( ) & missed)
Arizona Cardinals	Carolina Panthers	14	13	3	3	-	33	N. Rackers (49) (30) 5/38 (33) (20)
		7	0	0	6	-	13	

Team	Qtr	Clock Time	PLAY DESCRIPTION (Extra Point) (Drive Info)	SCORE	
				Visitor	Home
PANTHERS	1	11:56	J. STEWART 9 YD. RUN (J.KASAY KICK) (5-50, 3:04)	0	7
CARDINALS	1	2:43	T. HIGHTOWER 3 YD. PASS FROM K. WARNER (N.RACKERS KICK) (6-60, 3:39)	7	7
CARDINALS	1	1:47	E. JAMES 4 YD. RUN (N.RACKERS KICK) (2-13, 0:50)	14	7
CARDINALS	2	10:16	N. RACKERS 49 YD. FIELD GOAL (9-49, 4:32)	17	7
CARDINALS	2	5:28	N. RACKERS 30 YD. FIELD GOAL (8-49, 3:39)	20	7
CARDINALS	2	3:32	L. FITZGERALD 29 YD. PASS FROM K. WARNER (N.RACKERS KICK) (3-44 , 1:39)	27	7
CARDINALS	3	4:40	N. RACKERS 33 YD. FIELD GOAL (6-11, 3:12)	30	7
CARDINALS	4	3:10	N. RACKERS 20 YD. FIELD GOAL (13-48, 7:37)	33	7
PANTHERS	4	0:50	S. SMITH 8 YD. PASS FROM J. DELHOMME (PASS FAILED)	33	13

ADMINISTRATION  
& COACHES

VETERANS

ROOKIES

2017 IN REVIEW

RECORDS

TEAM HISTORY

REFERENCE

# POSTSEASON HISTORY

## FINAL INDIVIDUAL STATISTICS

### Arizona Cardinals

RUSHING	ATT	YDS	AVG	LG	TD
T. Hightower	17	76	4.5	17	0
E. James	20	57	2.9	7	1
J. Arrington	2	11	5.5	9	0
K. Warner	1	1	0.3	3	0
T. Smith	1	0	0.0	0	0
<b>Total</b>	<b>43</b>	<b>145</b>	<b>3.4</b>	<b>17</b>	<b>1</b>

### Carolina Panthers

RUSHING	ATT	YDS	AVG	LG	TD
D. Williams	12	63	5.3	31	0
J. Stewart	3	12	4.0	9t	1
<b>Total</b>	<b>15</b>	<b>75</b>	<b>5.0</b>	<b>31</b>	<b>1</b>

PASSING	ATT	CMP	YDS	SK/YD	TD	LG	IN	Rtg.
K. Warner	32	21	220	1/5	2	41	1	93.2
<b>Total</b>	<b>32</b>	<b>21</b>	<b>220</b>	<b>1/5</b>	<b>2</b>	<b>41</b>	<b>1</b>	<b>93.2</b>

PASSING	ATT	CMP	YDS	SK/YD	TD	LG	IN	Rtg.
J. Delhomme	34	17	205	2/11	1	35	5	39.1
<b>Total</b>	<b>34</b>	<b>17</b>	<b>205</b>	<b>2/11</b>	<b>1</b>	<b>35</b>	<b>5</b>	<b>39.1</b>

PASS RECEIVING	NO	YDS	AVG	LG	TD
L. Fitzgerald	8	166	20.8	41	1
S. Breaston	4	28	7.0	12	0
J. Arrington	3	10	3.3	9	0
J. Urban	2	5	2.5	8	0
E. James	1	9	9.0	9	0
T. Castillo	1	3	3.0	3	0
T. Hightower	1	3	3.0	3t	0
E. Doucet	1	-4	-4.0	-4	0
<b>Total</b>	<b>21</b>	<b>220</b>	<b>10.5</b>	<b>41</b>	<b>2</b>

PASS RECEIVING	NO	YDS	AVG	LG	TD
M. Muhammad	5	55	11.0	20	0
J. Stewart	3	39	13.0	18	0
D. Rosario	3	28	9.3	14	0
S. Smith	2	43	21.5	35	1
D. Jarrett	2	27	13.5	20	0
B. Hoover	1	7	7.0	7	0
D. Williams	1	6	6.0	6	0
<b>Total</b>	<b>17</b>	<b>205</b>	<b>12.1</b>	<b>35</b>	<b>1</b>

INTERCEPTIONS	NO	YDS	AVG	LG	TD
A. Rolle	1	47	47.0	47	0
D. Rodgers-Cromartie	1	19	19.0	19	0
G. Hayes	1	6	6.0	6	0
R. Brown	1	0	0.0	0	0
R. Hood	1	0	0.0	0	0
<b>Total</b>	<b>5</b>	<b>72</b>	<b>14.4</b>	<b>47</b>	<b>0</b>

INTERCEPTIONS	NO	YDS	AVG	LG	TD
J. Beason	1	4	4.0	4	0
<b>Total</b>	<b>1</b>	<b>4</b>	<b>4.0</b>	<b>4</b>	<b>0</b>

PUNTING	NO	YDS	AVG	TB	IN20	LG
B. Graham	4	174	43.5	1	2	53
<b>Total</b>	<b>4</b>	<b>174</b>	<b>43.5</b>	<b>1</b>	<b>2</b>	<b>53</b>

PUNTING	NO	YDS	AVG	TB	IN20	LG
J. Baker	4	192	48.0	0	0	53
<b>Total</b>	<b>4</b>	<b>192</b>	<b>48.0</b>	<b>0</b>	<b>0</b>	<b>53</b>

PUNT RETURNS	NO	YDS	AVG	FC	LG	TD
S. Breaston	3	15	5.0	0	11	0
(OUT OF BOUNDS)	1	0	0.0	0	0	0
<b>Returns</b>	<b>3</b>	<b>15</b>	<b>5.0</b>	<b>0</b>	<b>11</b>	<b>0</b>

PUNT RETURNS	NO	YDS	AVG	FC	LG	TD
M. Jones	1	9	9.0	2	9	0
(TOUCHBACK)	1	0	0.0	0	0	0
<b>Returns</b>	<b>1</b>	<b>9</b>	<b>9.0</b>	<b>2</b>	<b>9</b>	<b>0</b>

KICKOFF RETURNS	NO	YDS	AVG	FC	LG	TD
J. Arrington	1	23	23.0	0	23	0
(OUT OF BOUNDS)	1	0	0.0	0	0	0
<b>Returns</b>	<b>1</b>	<b>23</b>	<b>23.0</b>	<b>0</b>	<b>23</b>	<b>0</b>

KICKOFF RETURNS	NO	YDS	AVG	FC	LG	TD
M. Jones	5	151	30.2	0	39	0
D. Rosario	1	4	4.0	0	4	0
B. Hoover	1	0	0.0	0	0	0
(TOUCHBACK)	1	0	0.0	0	0	0
<b>Returns</b>	<b>7</b>	<b>155</b>	<b>22.1</b>	<b>0</b>	<b>39</b>	<b>0</b>

FUMBLES	Fum	Own Rec.	Yds	TD	FF	Opp. Rec.	Yds	TD	Out Bnds
A. Smith	0	0	0	0	1	1	0	0	0
<b>Total</b>	<b>0</b>	<b>0</b>	<b>0</b>	<b>0</b>	<b>1</b>	<b>1</b>	<b>0</b>	<b>0</b>	<b>0</b>

FUMBLES	Fum	Own Rec.	Yds	TD	FF	Opp. Rec.	Yds	TD	Out Bnds
J. Delhomme	1	0	0	0	0	0	0	0	0
<b>Total</b>	<b>1</b>	<b>0</b>	<b>0</b>	<b>0</b>	<b>0</b>	<b>0</b>	<b>0</b>	<b>0</b>	<b>0</b>

## FINAL TEAM STATISTICS

	VISITOR CARDINALS	HOME PANTHERS
<b>TOTAL FIRST DOWNS</b>	21	16
By Rushing	8	4
By Passing	10	11
By Penalty	3	1
<b>THIRD DOWN EFFICIENCY</b>	10-18-56%	2-8-25%
<b>FOURTH DOWN EFFICIENCY</b>	0-0-0%	0-1-0%
<b>TOTAL NET YARDS</b>	360	269
Total Offensive Plays (inc. times thrown passing)	76	51
Average gain per offensive play	4.7	5.3
<b>NET YARDS RUSHING</b>	145	75
Total Rushing Plays	43	15
Average gain per rushing play	3.4	5.0
Tackles for a loss-number and yards	2-4	3-6
<b>NET YARDS PASSING</b>	215	194
Times thrown - yards lost attempting to pass	1-5	2-11
Gross yards passing	220	205
<b>PASS ATTEMPTS-COMPLETIONS-HAD INTERCEPTED</b>	32-21-1	34-17-5
Avg gain per pass play (inc.# thrown passing)	6.5	5.4
<b>KICKOFFS Number-In End Zone-Touchbacks</b>	8-4-1	3-0-0
<b>PUNTS Number and Average</b>	4-43.5	4-48.0
Had Blocked	0	0

	VISITOR CARDINALS	HOME PANTHERS
FGs -PATs Had Blocked	0-0	0-0
Net Punting Average	36.3	44.3
<b>TOTAL RETURN YARDAGE (Not Including Kickoffs)</b>	87	13
No. and Yards Punt Returns	3-15	1-9
No. and Yards Kickoff Returns	1-23	7-155
No. and Yards Interception Returns	5-72	1-4
<b>PENALTIES Number and Yards</b>	5-65	6-40
FUMBLES Number and Lost	0-0	1-1
<b>TOUCHDOWNS</b>	3	2
Rushing	1	1
Passing	2	1
<b>EXTRA POINTS Made-Attempts</b>	3-3	1-2
Kicking Made-Attempts	3-3	1-1
Passing Made-Attempts	0-0	0-1
<b>FIELD GOALS Made-Attempts</b>	4-5	0-0
<b>RED ZONE EFFICIENCY</b>	2-5-40%	2-4-50%
<b>GOAL TO GO EFFICIENCY</b>	1-2-50%	2-2-100%
<b>SAFETIES</b>	0	0
<b>FINAL SCORE</b>	33	13
<b>TIME OF POSSESSION</b>	39:49	20:11

## DEFENSIVE STATISTICS (based on coaches' film review)

Player	TT	S	A	S-yds	I-yds	PD	FF	FR
T. Davis	11	9	2	0	0	0	0	0
C. Harris	10	10	0	0	0	0	0	0
J. Beason	9	6	3	0	1-4	0	0	0
C. Godfrey	7	6	1	0	0	0	0	0
K. Lucas	7	5	2	0	0	0	0	0
M. Kemoeatu	6	5	1	0	0	0	0	0
T. Brayton	6	3	3	0	0	0	0	0
N. Diggs	5	4	1	0	0	0	0	0

Player	TT	S	A	S-yds	I-yds	PD	FF	FR
C. Gamble	3	2	1	0	0	0	0	0
D. Lewis	3	2	1	1-5	0	0	0	0
C. Johnson	3	2	1	0	0	0	0	0
J. Peppers	2	2	0	0	0	0	0	0
R. Marshall	2	2	0	0	0	0	0	0
N. Hayden	1	1	0	0	0	0	0	0
C. Wilson	1	1	0	0	0	0	0	0
<b>Total</b>	<b>76</b>	<b>60</b>	<b>16</b>	<b>1-5</b>	<b>1-4</b>	<b>0</b>	<b>0</b>	<b>0</b>

ADMINISTRATION  
& COACHES

VETERANS

ROOKIES

2017 IN REVIEW

RECORDS

TEAM HISTORY

REFERENCE

# POSTSEASON HISTORY

## NFC DIVISIONAL PLAYOFFS SAN FRANCISCO 23 — CAROLINA 10

January 12, 2014  
Bank of America Stadium • Charlotte, NC

WEATHER: Sunny, 54°, Wind W 8 MPH - ATTENDANCE: 73, 784 - TIME: 1:05 PM

Quarterback Colin Kaepernick threw for 196 yards and one touchdown and running back Frank Gore added 84 yards on 17 carries leading San Francisco to a 23-10 victory over Carolina in the NFC Divisional Playoffs. San Francisco jumped out to a 6-0 lead courtesy of two field goals from Phil Dawson and costly Carolina penalties. Still, the Panthers appeared poised to take their first lead on the first play of the second quarter. But quarterback Cam Newton was stopped for no gain on fourth-and-goal from the one-yard line. The defense promptly forced a three-and-out and Ted Ginn returned the punt 24 yards to the San Francisco 31-yard line. On the next play, Newton lofted a perfect pass down the sideline to Steve Smith for a 31-yard touchdown. The Panthers were in position to score another touchdown on their next possession. But both Newton and fullback Mike Tolbert failed to score on runs from the 1-yard line, forcing Carolina to settle for a 24-yard Graham Gano field goal and a 10-6 lead. The 49ers proceeded to score in the closing seconds before halftime. A

pass interference penalty wiped out an incompletion on third-and-nine, giving San Francisco first-and-goal at the 1-yard line. Quarterback Colin Kaepernick connected with tight end Vernon Davis for a 1-yard touchdown two plays later. The 49ers found the end zone again on their first drive of the third quarter after a Carolina three-and-out. Kaepernick connected with a wide open Anquan Boldin for a 45-yard gain to set up the score. Kaepernick then rushed for a 4-yard touchdown to build a 20-10 lead. Davis' touchdown catch in the second quarter capped a 12-play, 80-yard drive. Kaepernick's touchdown run in the third quarter culminated an eight-play, 77-yard drive. Dawson converted a 34-yard field goal to extend the San Francisco lead to 13 in the fourth quarter. Carolina's comeback hopes were extinguished when a pass intended for Olsen was intercepted at the San Francisco 9-yard line by safety Donte Whitner with 4:22 left in the game.

### OFFICIALS

Referee — Carl Cheffers (51) Umpire — Ruben Fowler (71) Head Linesman — George Hayward (54) Line Judge — Thomas Symonette (100)  
Field Judge — Scott Stenson (88) Side Judge — Ronald Torbert (62) Back Judge — Steve Freeman (133) Replay — Charles Stewart

### STARTING LINEUPS

#### San Francisco 49ers

Offense		Defense	
WR	81 A. Boldin	LDT	91 R. McDonald
LT	74 J. Staley	NT	90 G. Dorsey
LG	77 M. Iupati	RDT	94 J. Smith
C	59 J. Goodwin	OLB	55 A. Brooks
RG	75 A. Boone	ILB	53 N. Bowman
RT	76 A. Davis	ILB	52 P. Willis
TE	85 V. Davis	OLB	99 A. Smith
WR	15 M. Crabtree	LCB	26 T. Brock
QB	7 C. Kaepernick	RCB	25 T. Brown
RB	21 F. Gore	FS	35 E. Reid
FB	48 W. Tukuafu	SS	31 D. Whitner

#### Carolina Panthers

Offense		Defense	
WR	89 S. Smith	LDE	95 C. Johnson
LT	69 J. Gross	LDT	92 D. Edwards
LG	70 T. Wharton	RDT	98 S. Lotulelei
C	67 R. Kalil	RDE	90 F. Alexander
RG	78 N. Chandler	SLB	58 T. Davis
RT	77 B. Bell	MLB	59 L. Kuechly
TE	88 G. Olsen	WLB	76 G. Hardy
WR	11 B. LaFell	LCB	41 C. Munnerlyn
QB	1 C. Newton	RCB	23 M. White
FB	35 M. Tolbert	SS	27 Q. Mikell
RB	34 D. Williams	FS	21 M. Mitchell

**CAROLINA SUBSTITUTIONS:** P 8 B.Nortman, K 9 G.Gano, WR 19 T.Ginn, CB 22 J.Thomas, RB 25 K.Barner, CB 29 D.Florence, S 38 R.Lester, S 42 C.Jones, LS 44 J.Jansen, TE/FB 47 R.Brockel, LB 54 J.Williams, LB 56 A.J.Klein, LB 57 J.Senn, C 63 G.Hangartner, C 64 B.Folkerts, G 75 C.Scott, TE 84 B.Hartscock, TE 86 B.Williams, WR 87 D.Hixon, DT 91 C.Cole, LB 93 C.Blackburn, DE 97 M.Addison, DT 99 K.Short **DID NOT PLAY:** QB 3 D.Anderson **INACTIVE:** WR 12 T.King, WR 15 M.McNutt, CB 24 J.Norman, RB 28 J.Stewart, LB 55 D.Connor, T 74 T.Bond, DE 96 W.Horton

VISITOR	HOME	1	2	3	4	OT	TOTAL	FIELD GOALS (made( ) & missed)
San Francisco 49ers	Carolina Panthers	6	7	7	3	-	23	P. Dawson (49) (33) (34)
		0	10	0	0	-	10	G. Gano (24)

Team	Qtr	Clock Time	PLAY DESCRIPTION (Extra Point) (Drive Info)	SCORE	
				Visitor	Home
49ERS	1	9:12	P. DAWSON 49 YD. FIELD GOAL (13-49, 5-48)	3	0
49ERS	1	4:33	P. DAWSON 33 YD. FIELD GOAL (6-31, 1-45)	6	0
PANTHERS	2	13:40	S. SMITH 31 YD. PASS FROM C. NEWTON (G. GANO KICK) (1-31, 0-07)	6	7
PANTHERS	2	3:41	G. GANO 24 YD. FIELD GOAL (13-73, 8-59)	6	10
49ERS	2	0:05	V. DAVIS 1 YD. PASS FROM C. KAEPERNICK (P. DAWSON KICK) (12-80, 3-36)	13	10
49ERS	3	8:53	C. KAEPERNICK 4 YD. RUN (P. DAWSON KICK) (8-77, 4-32)	20	10
49ERS	4	7:35	P. DAWSON 34 YD. FIELD GOAL (91-73, 7-58)	23	10

ADMINISTRATION  
& COACHES

VETERANS

ROOKIES

2017 IN REVIEW

RECORDS

TEAM HISTORY

REFERENCE

# POSTSEASON HISTORY

## FINAL INDIVIDUAL STATISTICS

### San Francisco 49ers

RUSHING	ATT	YDS	AVG	LG	TD
F. Gore	17	84	4.9	39	0
K. Hunter	9	27	3.0	17	0
C. Kaepernick	8	15	1.9	7	1
<b>Total</b>	<b>34</b>	<b>126</b>	<b>3.7</b>	<b>39</b>	<b>1</b>

### Carolina Panthers

RUSHING	ATT	YDS	AVG	LG	TD
C. Newton	10	54	5.4	11	0
M. Tolbert	8	20	2.5	5	0
D. Williams	5	13	2.6	7	0
B. LaFell	1	6	6.0	6	0
<b>Total</b>	<b>24</b>	<b>93</b>	<b>3.9</b>	<b>11</b>	<b>0</b>

PASSING	ATT	CMP	YDS	SK/YD	TD	LG	IN	Rtg.
C. Kaepernick	28	15	196	1/7	1	45	0	87.8
A. Boldin	1	0	0	0/0	0	0	0	39.6
A. Lee	1	0	0	0/0	0	0	0	39.6
<b>Total</b>	<b>30</b>	<b>15</b>	<b>196</b>	<b>1/7</b>	<b>1</b>	<b>45</b>	<b>0</b>	<b>82.1</b>

PASSING	ATT	CMP	YDS	SK/YD	TD	LG	IN	Rtg.
C. Newton	25	16	267	5/35	1	59	2	79.9
<b>Total</b>	<b>25</b>	<b>16</b>	<b>267</b>	<b>5/35</b>	<b>1</b>	<b>59</b>	<b>2</b>	<b>79.9</b>

PASS RECEIVING	NO	YDS	AVG	LG	TD
A. Boldin	8	136	17.0	45	0
M. Crabtree	3	26	8.7	20	0
Q. Patton	1	23	23.0	23	0
F. Gore	1	8	8.0	8	0
W. Tukuafu	1	2	2.0	2	0
V. Davis	1	1	1.0	1	1
<b>Total</b>	<b>15</b>	<b>196</b>	<b>13.1</b>	<b>45</b>	<b>1</b>

PASS RECEIVING	NO	YDS	AVG	LG	TD
T. Ginn	4	104	26.0	59	0
S. Smith	4	74	18.5	31	1
G. Olsen	4	55	13.8	35	0
B. LaFell	4	34	8.5	13	0
<b>Total</b>	<b>16</b>	<b>267</b>	<b>16.7</b>	<b>59</b>	<b>1</b>

INTERCEPTIONS	NO	YDS	AVG	LG	TD
D. Whitner	1	18	18.0	18	0
P. Willis	1	-1	-1.0	-1	0
<b>Total</b>	<b>2</b>	<b>17</b>	<b>8.5</b>	<b>18</b>	<b>0</b>

INTERCEPTIONS	NO	YDS	AVG	LG	TD
<b>Total</b>	<b>0</b>	<b>0</b>	<b>0.0</b>	<b>0</b>	<b>0</b>

PUNTING	NO	YDS	AVG	TB	IN20	LG
A. Lee	2	95	47.5	0	0	52
<b>Total</b>	<b>2</b>	<b>95</b>	<b>47.5</b>	<b>0</b>	<b>0</b>	<b>52</b>

PUNTING	NO	YDS	AVG	TB	IN20	LG
B. Nortman	2	84	42.0	0	1	51
<b>Total</b>	<b>2</b>	<b>84</b>	<b>42.0</b>	<b>0</b>	<b>1</b>	<b>51</b>

PUNT RETURNS	NO	YDS	AVG	FC	LG	TD
L. James	0	0	0.0	2	0	0
<b>Returns</b>	<b>0</b>	<b>0</b>	<b>0.0</b>	<b>2</b>	<b>0</b>	<b>0</b>

PUNT RETURNS	NO	YDS	AVG	FC	LG	TD
T. Ginn	2	27	13.5	0	24	0
<b>Returns</b>	<b>2</b>	<b>27</b>	<b>13.5</b>	<b>0</b>	<b>24</b>	<b>0</b>

KICKOFF RETURNS (TOUCHBACK)	NO	YDS	AVG	FC	LG	TD
<b>Returns</b>	<b>0</b>	<b>0</b>	<b>0.0</b>	<b>0</b>	<b>0</b>	<b>0</b>

KICKOFF RETURNS	NO	YDS	AVG	FC	LG	TD
T. Ginn	3	62	20.7	0	25	0
K. Barber	1	16	16.0	0	16	0
<b>Returns</b>	<b>4</b>	<b>78</b>	<b>19.5</b>	<b>0</b>	<b>25</b>	<b>0</b>

FUMBLES	Fum	Own Rec.	Yds	TD	Opp. Rec.	Yds	TD	Out Bnds
C. Kaepernick	1	0	-2	0	0	0	0	0
F. Gore	0	1	0	0	0	0	0	0
<b>Total</b>	<b>1</b>	<b>1</b>	<b>-2</b>	<b>0</b>	<b>0</b>	<b>0</b>	<b>0</b>	<b>0</b>

FUMBLES	Fum	Own Rec.	Yds	TD	Opp. Rec.	Yds	TD	Out Bnds
<b>Total</b>	<b>0</b>	<b>0</b>	<b>0</b>	<b>0</b>	<b>0</b>	<b>0</b>	<b>0</b>	<b>0</b>

## FINAL TEAM STATISTICS

TOTAL FIRST DOWNS	21	18
By Rushing	5	7
By Passing	11	9
By Penalty	5	2
THIRD DOWN EFFICIENCY	6-14-43%	6-10-60%
FOURTH DOWN EFFICIENCY	0-1-0%	0-1-0%
TOTAL NET YARDS	315	325
Total Offensive Plays (inc. times thrown passing)	65	54
Average gain per offensive play	4.8	6.0
NET YARDS RUSHING	126	93
Total Rushing Plays	34	24
Average gain per rushing play	3.7	3.9
Tackles for a loss-number and yards	4-9	2-3
NET YARDS PASSING	189	232
Times thrown - yards lost attempting to pass	1-7	5-35
Gross yards passing	196	267
PASS ATTEMPTS-COMPLETIONS-HAD INTERCEPTED	30-15-0	25-16-2
Avg gain per pass play (inc.# thrown passing)	6.1	7.7
KICKOFFS Number-In End Zone-Touchbacks	6-3-2	3-3-3
PUNTS Number and Average	2-47.5	2-42.0
Had Blocked	0	0

FGs -PATs Had Blocked	0-0	0-0
Net Punting Average	34.0	42.0
TOTAL RETURN YARDAGE (Not Including Kickoffs)	17	27
No. and Yards Punt Returns	0-0	2-27
No. and Yards Kickoff Returns	0-0	4-78
No. and Yards Interception Returns	2-17	0-0
PENALTIES Number and Yards	5-40	8-73
FUMBLES Number and Lost	1-0	0-0
TOUCHDOWNS	2	1
Rushing	1	0
Passing	1	1
EXTRA POINTS Made-Attempts	2-2	1-1
Kicking Made-Attempts	2-2	1-1
Passing Made-Attempts	0-0	0-0
FIELD GOALS Made-Attempts	3-3	1-1
RED ZONE EFFICIENCY	2-4-50%	0-3-0%
GOAL TO GO EFFICIENCY	2-2-100%	0-3-0%
SAFETIES	0	0
FINAL SCORE	23	10
TIME OF POSSESSION	29:55	30:05

## DEFENSIVE STATISTICS (based on coaches' film review)

Player	TT	S	A	S-yds	I-yds	PD	FF	FR
L. Kuechly	15	10	5	1-7	0	2	0	0
T. Davis	9	7	2	0	0	0	0	0
C. Blackburn	7	5	2	0	0	1	0	0
K. Short	6	4	2	0	0	0	0	0
G. Hardy	5	4	1	0	0	0	0	0
M. Mitchell	5	2	3	0	0	1	0	0
M. White	5	4	1	0	0	0	0	0
S. Lotulelei	4	2	2	0	0	0	0	0

Player	TT	S	A	S-yds	I-yds	PD	FF	FR
C. Munnerlyn	4	4	0	0	0	0	0	0
C. Johnson	3	3	0	0	0	0	0	0
C. Cole	2	1	1	0	0	0	0	0
D. Edwards	2	0	2	0	0	0	0	0
D. Florence	2	0	2	0	0	0	0	0
M. Addison	1	1	0	0	0	0	0	0
Q. Mikell	1	1	0	0	0	2	0	0
F. Alexander	0	0	0	0	0	0	0	0
<b>Total</b>	<b>71</b>	<b>48</b>	<b>23</b>	<b>1-7</b>	<b>0</b>	<b>0</b>	<b>0</b>	<b>0</b>

ADMINISTRATION  
& COACHES

VETERANS

ROOKIES

2017 IN REVIEW

RECORDS

TEAM HISTORY

REFERENCE

# POSTSEASON HISTORY

## NFC WILD CARD PLAYOFFS CAROLINA 27 — ARIZONA 16

January 3, 2015

Bank of America Stadium • Charlotte, NC

WEATHER: Rain, 51°, Wind NE 6 MPH - ATTENDANCE: 71,849 - TIME: 4:20 PM

Carolina running back Jonathan Stewart rushed for 123 yards with a touchdown and the Panthers defended limited Arizona to an NFL postseason record low 78 total yards, leading the Panthers to a 27-16 victory over Arizona. The Panthers built a 10-0 lead after two possessions in the first quarter. A 47-yard Graham Gano field goal was followed by a 13-yard touchdown run by Stewart, who made two defenders miss before spinning into the end zone. Carolina then forced Arizona to punt for a third consecutive time, but returner Brenton Bersin tried to secure the ball after an awkward bounce, and muffed it. The Cardinals recovered the loose ball at the Panthers' 30-yard line. Six plays later, quarterback Ryan Lindley found tight end Darren Fells for a 1-yard touchdown. Gano missed a 43-yard field goal early in the second quarter, but the Panthers held in the field position battle. Following a 31-yard punt by Arizona's Drew Butler, Carolina took over at the Cardinals' 34-yard line. But on third-and-13, cornerback Antonio Cromartie intercepted quarterback Cam Newton's pass for wide receiver Jerricho Cotchery and returned 50 yards before Newton ran him down at the Carolina 17-yard line. Four plays later, running back Marion Grice gave Arizona a 14-10 lead with a 1-yard touchdown run. Gano trimmed the deficit to one with a 39-yard field goal in the final seconds of the first half.

Carolina got on the board first in the second half. Newton tossed a screen pass to running back Fozzy Whitaker on the right side of the field, and he avoided four Cardinals as he cut across the middle. Left tackle Byron Bell provided a block on cornerback Patrick Peterson to allow Whitaker to score. Former Panther Ted Ginn, Jr. tried to ignite the Cardinals by returning the ensuing kickoff from eight yards deep in the end zone. Instead, he set up Carolina's third touchdown as cornerback Melvin White forced Ginn to fumble. Linebacker Kevin Reddick recovered for Carolina at the Cardinals' 3-yard line. A third-down pass interference penalty on safety Tony Jefferson, who was covering Olsen, gave the Panthers first-and-goal. Newton faked a handoff and found fullback Mike Tolbert wide open for a 1-yard touchdown to give Carolina a 27-14 lead with 4:04 remaining in the third quarter. Arizona linebacker Sam Acho kept his team in the game by forcing Newton to fumble just before he released a pass early in the fourth quarter. Safety Rashad Johnson recovered the ball and returned it 30 yards to the Carolina 8-yard line. But linebacker Luke Kuechly kept the Panthers' 13-point lead intact by intercepting Lindley's pass for wide receiver Larry Fitzgerald on the next play. Kuechly helped seal the victory by getting a hand on a pass that rookie safety Tre Boston intercepted with 1:54 left in the game.

### OFFICIALS

Referee — Ed Hochuli (85) Umpire — Tony Michalek (115) Head Linesman — Steve Steljes (22) Line Judge — Ron Marinucci (107)  
Field Judge — Adrian Hill (29) Side Judge — Boris Cheek (41) Back Judge — Scott Helverson (93) Replay — Tom Sifferman

### STARTING LINEUPS

#### Arizona Cardinals

Offense			Defense		
WR	11	L.Fitzgerald	DE	93	C.Campbell
LT	68	J.Veldheer	NT	92	D.Williams
LG	62	T.Larsen	DT	98	F.Rucker
C	63	L.Sendlein	DE	95	T.Kelly
RG	74	P.Fanaika	SAM	57	A.Akafor
RT	70	B.Massie	ILB	50	L.Foote
TE	84	R.Housler	WILL	94	S.Acho
WR	15	M.Floyd	LCB	21	P.Peterson
QB	14	R.Lindley	RCB	31	A.Cromartie
RB	30	S.Taylor	SS	22	T.Jefferson
TE	85	D.Fells	FS	26	R.Johnson

#### Carolina Panthers

Offense			Defense		
WR	16	C.Brown	LDE	95	C.Johnson
LT	77	B.Bell	LDT	99	K.Short
LG	68	A.Norwell	RTD	98	S.Lotulelei
C	67	R.Kaili	RDE	96	W.Horton
RG	70	T.Turner	SLB	57	A.Glanton
RT	74	M.Remmers	MLB	59	L.Kuechly
TE	88	G.Olsen	WLB	58	T.Davis
WR	13	K.Benjamin	RCB	24	J.Norman
QB	1	C.Newton	LCB	25	B.Benwikere
RB	28	J.Stewart	SS	41	R.Harper
FB	84	E.Dickson	FS	33	T.Boston

**CAROLINA SUBSTITUTIONS:** P 8 B.Nortman, K 9 G.Gano, WR 11 B.Bersin, QB 14 J.Webb, CB 23 M.White, RB 34 D.Williams, FB 35 M.Tolbert, CB 37 C.Byndom, S 38 R.Lester, S 42 C.Jones, RB 43 F.Whittaker, LS 44 J.Jansen, LB 52 K.Reddick, LB 53 B.Jacobs, C 64 B.Folkerts, G 75 F.Velasco, G 79 C.Scott, WR 82 J.Cotchery, TE 86 B.Williams, DT 91 C.Cole, DT 92 D.Edwards, DE 94 K.Ealy, DE 97 M.Addison **DID NOT PLAY:** QB 3 D.Anderson **INACTIVE:** S 21 T.DeCoud, CB 31 J.Dockery, LB 56 A.Klein, DT 61 K.Love, T 63 D.Foucault, G 66 A.Silatolu, DE 90 F.Alexander

VISITOR	Arizona Cardinals	1	2	3	4	OT	TOTAL	FIELD GOALS (made( ) & missed)
HOME	Carolina Panthers	0	14	0	2	-	16	G. Gano (47) 4/3W (39)
		10	3	14	0	-	27	

Team	Qtr	Clock Time	PLAY DESCRIPTION (Extra Point) (Drive Info)	SCORE	
				Visitor	Home
PANTHERS	1	11:27	G.GANO 47 YD. FIELD GOAL (7-19, 2:03)	0	3
PANTHERS	1	5:21	J.STEWART 13 YD. RUN (G.GANO KICK) (8-57, 3:51)	0	10
CARDINALS	2	14:56	D.FELLS 1 YD. PASS FROM R.LINDLEY (C.CATANZARO KICK) (6-30, 2:15)	7	10
CARDINALS	2	2:50	M.GRICE 1 YD. RUN (C.CATANZARO KICK) (4-17, 2:04)	14	10
PANTHERS	2	0:15	G.GANO 39 YD. FIELD GOAL (9-59, 2:35)	14	13
PANTHERS	3	5:36	F.WHITTAKER 39 YD. PASS FROM C.NEWTON (G.GANO KICK) (1-39, 0:14)	14	20
PANTHERS	3	4:04	M.TOLBERT 1 YD. PASS FROM C.NEWTON (G.GANO KICK) (3-3, 1:24)	14	27
CARDINALS	4	0:03	B.NORTMAN TACKLED IN END ZONE BY J.BETHEL FOR A SAFETY	16	27

ADMINISTRATION  
& COACHES

VETERANS

ROOKIES

2017 IN REVIEW

RECORDS

TEAM HISTORY

REFERENCE





# POSTSEASON HISTORY

## NFC DIVISIONAL PLAYOFFS SEATTLE 31 – CAROLINA 17

January 10, 2015  
CenturyLink Field • Seattle, WA

WEATHER: Cloudy, 48°, Wind 0 MPH - ATTENDANCE: 68,524 - TIME: 5:21 PM PST

Seattle quarterback Russell Wilson completed 15-of-22 passes for 268 yards and three touchdown passes leading the Seahawks to a 31-17 victory over Carolina in the Divisional Playoffs. Seattle got on the scoreboard first after Panthers quarterback Cam Newton fumbled on a late hand-off to running back Jonathan Stewart that Seahawks defensive tackle Tony McDaniel recovered. Four plays later, Russell Wilson connected with wide receiver Doug Baldwin for a 16-yard touchdown. Carolina responded with a 14-play, 79-yard drive that ended with Newton finding rookie wide receiver Kelvin Benjamin in the end zone with a seven-yard pass. With four seconds

left in the half, Panthers kicker Graham Gano nailed a 35-yard field goal to cut the deficit to four. With a scoreless third quarter, Seattle capitalized offensively and defensively in the fourth quarter to seal the fate for the Panthers. Wilson completed his third touchdown pass for 25 yards to tight end Luke Willson and Kam Chancellor returned an intercepted pass intended for Ed Dickson 90 yards for a touchdown shortly after. Kelvin Benjamin caught his second touchdown of the game from 15 yards out late in the fourth quarter to close the scoring.

### OFFICIALS

Referee — Terry McAulay (77) Umpire — Undrey Wash (96) Head Linesman — Derick Bowers (74) Line Judge — Mark Periman (9)  
Field Judge — Bob Waggoner (25) Side Judge — Joe Larrew (73) Back Judge — Terrence Miles (111) Replay — Earnie Frantz

### STARTING LINEUPS

#### Carolina Panthers

Offense		Defense	
WR 82	J.Cotchery	LDE 95	C.Johnson
LT 77	B.Bell	LDT 99	K.Short
LG 68	A.Norwell	RDT 91	C.Cole
C 67	R.Kalil	RDE 96	W.Horton
RG 70	T.Turner	S 42	C.Jones
RT 74	M.Remmers	MLB 59	L.Kuechly
TE 88	G.Olsen	WLB 58	T.Davis
WR 13	K.Benjamin	LCB 25	B.Benwikere
QB 1	C.Newton	RCB 24	J.Norman
TE 84	E.Dickson	SS 41	R.Harper
RB 28	J.Stewart	FS 33	T.Boston

#### Seattle Seahawks

Offense		Defense	
WR 89	D.Baldwin	LDE 72	M.Bennett
LT 76	R.Okung	LDT 99	T.McDaniel
LG 77	J.Carpenter	RDT 94	K.Williams
C 60	M.Unger	RDE 56	C.Avril
RG 64	J.Sweezy	OLB 51	B.Irvin
RT 68	J.Britt	MLB 54	B.Wagner
TE 82	L.Willson	OLB 50	K.Wright
WR 15	J.Kearse	LCB 25	R.Sherman
QB 3	R.Wilson	RCB 27	T.Simon
TE 84	C.Helfet	SS 31	K.Chancellor
RB 24	M.Lynch	FS 29	E.Thomas

**CAROLINA SUBSTITUTIONS:** P 8 B.Nortman, K 9 G.Gano, WR 11 B.Bersin, QB 14 J.Webb, WR 16 C.Brown, S 21 T.DeCoud, CB 23 M.White, RB 34 D.Williams, FB 35 M.Tolbert, CB 37 C.Byndom, RB 43 F.Whittaker, LS 44 J.Jansen, LB 52 K.Reddick, LB 53 B.Jacobs, LB 57 A.Glanton, DT 61 K.Love, C 64 B.Folkerts, G 75 F.Velasco, G 79 C.Scott, TE 86 B.Williams, DT 92 D.Edwards, DE 94 K.Ealy, DE 97 M.Addison **DID NOT PLAY:** QB 3 D.Anderson **INACTIVE:** CB 31 J.Dockery, S 38 R.Lester, LB 56 A.Klein, T 63 D.Foucault, G 66 A.Silatolu, DE 90 F.Alexander, DT 98 S.Lotulelei

	1	2	3	4	OT	TOTAL	FIELD GOALS (made( ) & missed)
VISITOR	Carolina Panthers	0	10	0	7	-	17 G. Gano (35)
HOME	Seattle Seahawks	7	7	0	17	-	31 S. Hauschka (37)

Team	Qtr	Clock Time	PLAY DESCRIPTION (Extra Point) (Drive Info)	SCORE	
				Visitor	Home
SEAHAWKS	1	0:56	D.BALDWIN 16 YD. PASS FROM R.WILSON (S.HAUSCHKA KICK) (4-28, 1:26)	0	7
PANTHERS	2	7:44	K.BENJAMIN 7 YD. PASS FROM C.NEWTON (G.GANO KICK) (14-79, 8:12)	7	7
SEAHAWKS	2	4:54	J.KEARSE 63 YD. PASS FROM R.WILSON (S.HAUSCHKA KICK) (5-77, 2:50)	7	14
PANTHERS	2	0:00	G.GANO 35 YD. FIELD GOAL (13-62, 4:54)	10	14
SEAHAWKS	4	14:55	S.HAUSCHKA 37 YD. FIELD GOAL (12-69, 6:32)	10	17
SEAHAWKS	4	10:26	L.WILLSON 25 YD. PASS FROM R.WILSON (S.HAUSCHKA KICK) (6-58, 2:27)	10	24
SEAHAWKS	4	5:55	K.CHANCELLOR 90 YD. INTERCEPTION RETURN (S.HAUSCHKA KICK)	10	31
PANTHERS	4	2:34	K.BENJAMIN 15 YD. PASS FROM C.NEWTON (G.GANO KICK) (8-83, 3:21)	17	31

ADMINISTRATION  
& COACHES

VETERANS

ROOKIES

2017 IN REVIEW

RECORDS

TEAM HISTORY

REFERENCE

# POSTSEASON HISTORY

## FINAL INDIVIDUAL STATISTICS

Carolina Panthers											Seattle Seahawks													
<b>RUSHING</b>	<b>ATT</b>	<b>YDS</b>	<b>AVG</b>	<b>LG</b>	<b>TD</b>							<b>RUSHING</b>	<b>ATT</b>	<b>YDS</b>	<b>AVG</b>	<b>LG</b>	<b>TD</b>							
J. Stewart	13	70	5.4	16	0							M. Lynch	14	59	4.2	25	0							
C. Newton	11	37	3.4	9	0							R. Wilson	7	22	3.1	14	0							
D. Williams	2	14	7.0	8	0							R. Turbin	7	19	2.7	13	0							
M. Tolbert	2	10	5.0	7	0																			
F. Whitaker	1	1	1.0	1	0																			
J. Cotchery	1	0	0.0	0	0																			
<b>Total</b>	<b>30</b>	<b>132</b>	<b>4.4</b>	<b>16</b>	<b>0</b>							<b>Total</b>	<b>28</b>	<b>100</b>	<b>3.6</b>	<b>25</b>	<b>0</b>							
<b>PASSING</b>	<b>ATT</b>	<b>CMP</b>	<b>YDS</b>	<b>SK/YD</b>	<b>TD</b>	<b>LG</b>	<b>IN</b>	<b>Rtg.</b>				<b>PASSING</b>	<b>ATT</b>	<b>CMP</b>	<b>YDS</b>	<b>SK/YD</b>	<b>TD</b>	<b>LG</b>	<b>IN</b>	<b>Rtg.</b>				
C. Newton	36	23	246	2/16	2	31	2	79.2				R. Wilson	22	15	268	2/20	3	63	0	149.2				
<b>Total</b>	<b>36</b>	<b>23</b>	<b>246</b>	<b>2/16</b>	<b>2</b>	<b>31</b>	<b>2</b>	<b>79.2</b>				<b>Total</b>	<b>22</b>	<b>15</b>	<b>268</b>	<b>2/20</b>	<b>3</b>	<b>63</b>	<b>0</b>	<b>149.2</b>				
<b>PASS RECEIVING</b>	<b>NO</b>	<b>YDS</b>	<b>AVG</b>	<b>LG</b>	<b>TD</b>							<b>PASS RECEIVING</b>	<b>NO</b>	<b>YDS</b>	<b>AVG</b>	<b>LG</b>	<b>TD</b>							
K. Benjamin	7	75	10.7	28	2							L. Willson	4	68	17.0	29	1							
G. Olsen	4	58	14.5	31	0							J. Kearse	3	129	43.0	63	1							
J. Cotchery	3	25	8.3	13	0							D. Baldwin	3	38	12.7	16	1							
E. Dickson	2	33	16.5	19	0							M. Lynch	3	6	2.0	5	0							
C. Brown	2	24	12.0	14	0							P. Richardson	1	21	21.0	21	0							
D. Williams	2	2	1.0	2	0							R. Lockette	1	6	6.0	6	0							
M. Tolbert	1	14	14.0	14	0																			
B. Bersin	1	11	11.0	11	0																			
J. Stewart	1	4	4.0	4	0																			
<b>Total</b>	<b>23</b>	<b>246</b>	<b>10.7</b>	<b>31</b>	<b>2</b>							<b>Total</b>	<b>15</b>	<b>268</b>	<b>17.9</b>	<b>63</b>	<b>3</b>							
<b>INTERCEPTIONS</b>	<b>NO</b>	<b>YDS</b>	<b>AVG</b>	<b>LG</b>	<b>TD</b>							<b>INTERCEPTIONS</b>	<b>NO</b>	<b>YDS</b>	<b>AVG</b>	<b>LG</b>	<b>TD</b>							
												K. Chancellor	1	90	90.0	90	1							
												R. Sherman	1	0	0.0	0	0							
<b>Total</b>	<b>0</b>	<b>0</b>	<b>0</b>	<b>0</b>	<b>0</b>							<b>Total</b>	<b>2</b>	<b>90</b>	<b>45.0</b>	<b>90</b>	<b>1</b>							
<b>PUNTING</b>	<b>NO</b>	<b>YDS</b>	<b>AVG</b>	<b>TB</b>	<b>IN20</b>	<b>LG</b>						<b>PUNTING</b>	<b>NO</b>	<b>YDS</b>	<b>AVG</b>	<b>TB</b>	<b>IN20</b>	<b>LG</b>						
B. Nortman	4	157	39.3	0	1	48						J. Ryan	4	154	38.5	0	3	45						
<b>Total</b>	<b>4</b>	<b>157</b>	<b>39.3</b>	<b>0</b>	<b>1</b>	<b>48</b>						<b>Total</b>	<b>4</b>	<b>154</b>	<b>38.5</b>	<b>0</b>	<b>3</b>	<b>45</b>						
<b>PUNT RETURNS</b>	<b>NO</b>	<b>YDS</b>	<b>AVG</b>	<b>FC</b>	<b>LG</b>	<b>TD</b>						<b>PUNT RETURNS</b>	<b>NO</b>	<b>YDS</b>	<b>AVG</b>	<b>FC</b>	<b>LG</b>	<b>TD</b>						
B. Bersin	0	0	0.0	4	0	0						B. Walters	1	9	9.0	3	9	0						
<b>Returns</b>	<b>0</b>	<b>0</b>	<b>0.0</b>	<b>4</b>	<b>0</b>	<b>0</b>						<b>Returns</b>	<b>1</b>	<b>9</b>	<b>9.0</b>	<b>3</b>	<b>9</b>	<b>0</b>						
<b>KICKOFF RETURNS</b>	<b>NO</b>	<b>YDS</b>	<b>AVG</b>	<b>FC</b>	<b>LG</b>	<b>TD</b>						<b>KICKOFF RETURNS</b>	<b>NO</b>	<b>YDS</b>	<b>AVG</b>	<b>FC</b>	<b>LG</b>	<b>TD</b>						
F. Whitaker	2	42	21.0	0	23	0						P. Richardson	1	26	26.0	0	26	0						
B. Bersin	1	24	24.0	0	24	0						(TOUCHBACK)	1	0	0.0	0	0	0						
(TOUCHBACK)	3	0	0.0	0	0	0						<b>Returns</b>	<b>1</b>	<b>26</b>	<b>26.0</b>	<b>0</b>	<b>26</b>	<b>0</b>						
<b>Returns</b>	<b>3</b>	<b>66</b>	<b>22.0</b>	<b>0</b>	<b>24</b>	<b>0</b>																		
<b>FUMBLES</b>	<b>Fum</b>	<b>Own Rec.</b>	<b>Yds</b>	<b>TD</b>	<b>FF</b>	<b>Opp. Rec.</b>	<b>Yds</b>	<b>TD</b>	<b>Out Bnds</b>			<b>FUMBLES</b>	<b>Fum</b>	<b>Own Rec.</b>	<b>Yds</b>	<b>TD</b>	<b>FF</b>	<b>Opp. Rec.</b>	<b>Yds</b>	<b>TD</b>	<b>Out Bnds</b>			
C. Newton	2	0	-3	0	0	0	0	0	1			R. Wilson	1	2	-2	0	0	0	0	0	0	0		
J. Stewart	1	0	0	0	0	0	0	0	1			M. Lynch	1	0	0	0	0	0	0	0	0	0		
W. Horton	0	0	0	0	1	0	0	0	0			O. Schofield	0	0	0	0	1	0	0	0	0	0		
												E. Thomas	0	0	0	0	1	0	0	0	0	0		
<b>Total</b>	<b>3</b>	<b>0</b>	<b>-3</b>	<b>0</b>	<b>1</b>	<b>0</b>	<b>0</b>	<b>0</b>	<b>2</b>			<b>Total</b>	<b>2</b>	<b>2</b>	<b>-2</b>	<b>0</b>	<b>2</b>	<b>1</b>	<b>0</b>	<b>0</b>	<b>0</b>	<b>0</b>		

## FINAL TEAM STATISTICS

	VISITOR PANTHERS		HOME SEAHAWKS			VISITOR PANTHERS		HOME SEAHAWKS	
TOTAL FIRST DOWNS		21		16	FGs - PATs Had Blocked		0-0		0-0
By Rushing		6		5	Net Punting Average		37.0		38.5
By Passing		14		10	TOTAL RETURN YARDAGE (Not Including Kickoffs)		0		99
By Penalty		1		1	No. and Yards Punt Returns		0-0		1-9
THIRD DOWN EFFICIENCY		9-16-56%		7-13-54%	No. and Yards Kickoff Returns		3-66		1-26
FOURTH DOWN EFFICIENCY		1-1-100%		0-0-0%	No. and Yards Interception Returns		0-0		2-90
TOTAL NET YARDS		362		348	PENALTIES Number and Yards		5-35		6-60
Total Offensive Plays (inc. times thrown passing)		68		52	FUMBLES Number and Lost		3-1		2-0
Average gain per offensive play		5.3		6.7	TOUCHDOWNS		2		4
NET YARDS RUSHING		132		100	Rushing		0		0
Total Rushing Plays		30		28	Passing		2		3
Average gain per rushing play		4.4		3.6	Interceptions		0		1
Tackles for a loss-number and yards		0-0		2-7	EXTRA POINTS Made-Attempts		2-2		4-4
NET YARDS PASSING		230		248	Kicking Made-Attempts		2-2		4-4
Times thrown - yards lost attempting to pass		2-16		2-20	FIELD GOALS Made-Attempts		1-1		1-1
Gross yards passing		246		268	RED ZONE EFFICIENCY		2-4-50%		1-3-33%
PASS ATTEMPTS-COMPLETIONS-HAD INTERCEPTED		36-23-2		22-15-0	GOAL TO GO EFFICIENCY		0-0-0%		0-0-0%
Avg gain per pass play (inc.# thrown passing)		6.1		10.3	SAFETIES		0		0
KICKOFFS Number-In End Zone-Touchbacks		3-2-1		6-6-3	FINAL SCORE		17		31
PUNTS Number and Average		4-39.3		4-38.5	TIME OF POSSESSION		34:03		25:57
Had Blocked		0		0					

## DEFENSIVE STATISTICS (based on coaches' film review)

Player	TT	S	A	S-yds	I-yds	PD	FF	FR	Player	TT	S	A	S-yds	I-yds	PD	FF	FR
T. Davis	9	6	3	1-12	0	0	0	0	K. Ealy	3	1	2	0	0	0	0	0
L. Kuechly	8	2	6	0	0	0	0	0	J. Norman	2	2	0	0	0	0	0	0
R. Harper	5	2	3	0	0	0	0	0	D. Edwards	2	2	0	0	0	0	0	0
K. Short	4	0	4	0	0	0	0	0	W. Horton	2	1	1	0	0	0	0	1
T. Boston	3	3	0	0	0	0	0	0	C. Johnson	2	0	2	0	0	0	0	0
C. Jones	3	2	1	0	0	1	0	0	B. Benwikere	1	1	0	0	0	0	1	0
M. Addison	3	1	2	1-8	0	0	0	0	A. Glanton	1	0	1	0	0	0	0	0
C. Cole	3	1	2	0	0	0	0	0	K. Love	1	0	1	0	0	0	0	0
<b>Total</b>	<b>52</b>	<b>24</b>	<b>28</b>	<b>2-20</b>	<b>0</b>	<b>2</b>	<b>1</b>	<b>0</b>	<b>Total</b>	<b>52</b>	<b>24</b>	<b>28</b>	<b>2-20</b>	<b>0</b>	<b>2</b>	<b>1</b>	<b>0</b>

ADMINISTRATION  
& COACHES

VETERANS

ROOKIES

2017 IN REVIEW

RECORDS

TEAM HISTORY

REFERENCE

# POSTSEASON HISTORY

## NFC DIVISIONAL PLAYOFFS CAROLINA 31 — SEATTLE 24

January 17, 2016

Bank of America Stadium • Charlotte, NC

**WEATHER:** Partly Cloudy, 43°, Wind NNE 7 MPH - **ATTENDANCE:** 74,287 - **TIME:** 1:06 PM EST

Carolina earned a 31-24 victory over Seattle in the NFC Divisional Playoff at Bank of America Stadium, scoring all 31 points in the first half. The Panthers held off Seattle as they rallied with 24 second-half points. On the very first offensive snap of the game, running back Jonathan Stewart — back from a three-game absence with a foot injury — slashed through the middle of Seattle's vaunted defense for 59 yards, scoring three plays later. Not to be outdone, the defense needed just two snaps to score. After defensive tackle Star Lotulelei threw running back Marshawn Lynch for a 3-yard loss on Seattle's first play, fellow tackle Kawann Short's pressure of Wilson forced a bad pass for running back Marshawn Lynch that Luke Kuechly picked off and returned 14 yards for a 14-0 lead. The rest of the quarter was dedicated to an 86-yard touchdown drive that consumed nearly nine minutes — capped by a Stewart leaping score from the 1. Cornerback

Cortland Finnegan picked off a pass on Seattle's next snap to set up a field goal, and soon after tight end Greg Olsen made an incredible grab in the back of the end zone on third-and-14 from the 19. Seattle's Tyler Lockett returned the opening kickoff of the second half to midfield, and a penalty moved the ball to the 35. The ensuing drive would end with a 13-yard touchdown pass from Wilson to wide receiver Jermaine Kearse to put the Seahawks on the board. Later in the third quarter, Wilson found Lockett for a 33-yard touchdown and in the fourth Wilson and Kearse connected again for a 3-yard touchdown. Steven Hauschka's 36-yard field goal with 1:12 to go pulled the Seahawks within a single score, but linebacker Thomas Davis secured an onside kick, taking away a chance for the Seahawks to score.

### OFFICIALS

**Referee** — Tony Corente (99) **Umpire** — Tony Michalek (115) **Head Linesman** — Patrick Turner (13) **Line Judge** — Jeff Bergman (32)  
**Field Judge** — Adrian Hill (29) **Side Judge** — Greg Gautreaux (80) **Back Judge** — Scott Helverson (93) **Replay** — Howard Slavlin

### STARTING LINEUPS

#### Seattle Seahawks

Offense		Defense	
WR 89	D.Baldwin	LDE 72	M.Bennett
LT 76	R.Okung	LDT 77	A.Rubin
LG 68	J.Britt	RDT 92	B.Mebane
C 65	P.Lewis	RDE 56	C.Avril
RG 64	J.Sweezy	OLB 51	B.Irvin
RT 79	G.Gilliam	MLB 54	B.Wagner
TE 82	L.Willson	OLB 50	K.Wright
WR 15	J.Kearse	RCB 25	R.Sherman
QB 3	R.Wilson	LCB 35	D.Shead
WR 84	C.Helfet	FS 29	E.Thomas
RB 24	M.Lynch	S 33	K.McCray

#### Carolina Panthers

Offense		Defense	
WR 17	D.Funchess	LDE 95	C.Johnson
TE 84	E.Dickson	LDT 98	S.Lotulelei
LT 73	M.Oher	RDT 99	K.Short
LG 68	A.Norwell	RDE 69	J.Allen
C 67	R.Kaill	SLB 54	S.Thompson
RG 70	T.Turner	MLB 59	L.Kuechly
RT 74	M.Remmers	WLB 58	T.Davis
TE 88	G.Olsen	LCB 27	R.McClain
QB 1	C.Newton	RCB 24	J.Norman
FB 35	M.Tolbert	SS 41	R.Harper
RB 28	J.Stewart	FS 20	K.Coleman

**CAROLINA SUBSTITUTIONS:** P 8 B.Nortman, K 9 G.Gano, WR 10 C.Brown, QB 14 J.Webb, WR 19 T.Ginn, CB 21 T.Williams, CB 26 C.Finnegan, S 33 T.Boston, RB 34 C.Artis-Payne, S 42 C.Jones, LS 44 J.Jansen, LB 53 B.Jacobs, LB 55 D.Mayo, LB 56 A.Klein, T 60 Da.Williams, G 79 C.Scott, TE 80 S.Simonson, WR 82 J.Cotchery, DT 92 D.Edwards, DT 93 K.Love, DE 94 K.Ealy, DE 97 M.Addison **DID NOT PLAY:** QB 3 D.Anderson, G 61 F.Velasco **INACTIVE:** WR 11 B.Bersin, DB 22 L.Young, S 29 D.Marlowe, RB 32 B.Wegher, RB 43 F.Whittaker, WR 81 K.Norwood, DE 91 R.Delaire

	1	2	3	4	OT	TOTAL	FIELD GOALS (made( ) & missed)
<b>VISITOR</b> Seattle Seahawks	0	0	14	10	-	24	S. Hauschka 5SSH (36)
<b>HOME</b> Carolina Panthers	14	17	0	0	-	31	G. Gano (48)

Team	Qtr	Clock Time	PLAY DESCRIPTION (Extra Point) (Drive Info)	SCORE	
				Visitor	Home
PANTHERS	1	12:30	J.STEWART 4 YD. RUN (G.GANO KICK) (4-75, 2:30)	0	7
PANTHERS	1	11:38	L.KUECHLY 14 YD. INTERCEPTION RETURN (G.GANO KICK)	0	14
PANTHERS	2	14:18	J.STEWART 1 YD. RUN (G.GANO KICK) (15-86, 8:44)	0	21
PANTHERS	2	12:37	G.GANO 48 YD. FIELD GOAL (4-1, 1:35)	0	24
PANTHERS	2	6:26	G.OLSEN 19 YD. PASS FROM C.NEWTON (G.GANO KICK) (9-54, 4:45)	0	31
SEAHAWKS	3	13:27	J.KEARSE 13 YD. PASS FROM R.WILSON (S.HAUSCHKA KICK) (4-35, 1:33)	7	31
SEAHAWKS	3	7:40	T.LOCKETT 33 YD. PASS FROM R.WILSON (S.HAUSCHKA KICK) (7-63, 2:40)	14	31
SEAHAWKS	4	6:04	J.KEARSE 3 YD. PASS FROM R.WILSON (S. HAUSCHKA KICK) (9-73, 3:28)	21	31
SEAHAWKS	4	1:12	S.HAUSCHKA 36 YD. FIELD GOAL (11-60, 1:37)	24	31

ADMINISTRATION & COACHES

VETERANS

ROOTIES

2017 IN REVIEW

RECORDS

TEAM HISTORY

REFERENCE

# POSTSEASON HISTORY

## FINAL INDIVIDUAL STATISTICS

### SEATTLE SEAHAWKS

RUSHING	ATT	YDS	AVG	LG	TD
R. Wilson	3	32	10.7	14	0
M. Lynch	6	20	3.3	9	0
D. Shead	1	17	17.0	17	0
F. Jackson	2	9	4.5	6	0
<b>Total</b>	<b>12</b>	<b>78</b>	<b>6.5</b>	<b>17</b>	<b>0</b>

### Carolina Panthers

RUSHING	ATT	YDS	AVG	LG	TD
J. Stewart	19	106	5.6	59	2
M. Tolbert	7	17	2.4	5	0
T. Ginn	1	11	11.0	11	0
C. Artis-Payne	3	7	2.3	3	0
C. Newton	11	3	0.3	5	0
<b>Total</b>	<b>41</b>	<b>144</b>	<b>3.5</b>	<b>59</b>	<b>2</b>

PASSING	ATT	CMP	YDS	SK/YD	TD	LG	IN	Rtg.
R. Wilson	48	31	366	5/41	3	33	2	91.1
<b>Total</b>	<b>48</b>	<b>31</b>	<b>366</b>	<b>5/41</b>	<b>3</b>	<b>33</b>	<b>2</b>	<b>91.1</b>

PASSING	ATT	CMP	YDS	SK/YD	TD	LG	IN	Rtg.
C. Newton	22	16	161	1/10	1	27	0	108.3
<b>Total</b>	<b>22</b>	<b>16</b>	<b>161</b>	<b>1/10</b>	<b>1</b>	<b>27</b>	<b>0</b>	<b>108.3</b>

PASS RECEIVING	NO	YDS	AVG	LG	TD
J. Kearse	11	110	10.0	17	2
D. Baldwin	8	82	10.3	20	0
L. Willson	4	54	13.5	22	0
T. Lockett	3	75	25.0	33t	1
F. Jackson	2	23	11.5	13	0
M. Lynch	2	15	7.5	11	0
K. Smith	1	7	7.0	7	0
C. Michael	0	0	0.0	0	0
<b>Total</b>	<b>31</b>	<b>366</b>	<b>11.8</b>	<b>33t</b>	<b>3</b>

PASS RECEIVING	NO	YDS	AVG	LG	TD
G. Olsen	6	77	12.8	27	1
J. Cotchery	3	22	7.3	10	0
C. Brown	2	22	11.0	17	0
E. Dickson	2	22	11.0	16	0
D. Funchess	1	12	12.0	12	0
J. Stewart	1	5	5.0	5	0
C. Artis-Payne	1	1	1.0	1	0
M. Tolbert	0	0	0.0	0	0
T. Ginn	0	0	0.0	0	0
<b>Total</b>	<b>16</b>	<b>161</b>	<b>10.1</b>	<b>27</b>	<b>1</b>

INTERCEPTIONS	NO	YDS	AVG	LG	TD
<b>Total</b>	<b>0</b>	<b>0</b>	<b>0</b>	<b>0</b>	<b>0</b>

INTERCEPTIONS	NO	YDS	AVG	LG	TD
L. Kuechly	1	14	14.0	14	1
C. Finnegan	1	0	0.0	0	0
<b>Total</b>	<b>2</b>	<b>14</b>	<b>7.0</b>	<b>14</b>	<b>1</b>

PUNTING	NO	YDS	AVG	TB	IN20	LG
J. Ryan	3	109	36.3	0	2	42
<b>Total</b>	<b>3</b>	<b>109</b>	<b>36.3</b>	<b>0</b>	<b>2</b>	<b>42</b>

PUNTING	NO	YDS	AVG	TB	IN20	LG
B. Nortman	5	188	37.6	0	2	46
<b>Total</b>	<b>5</b>	<b>188</b>	<b>37.6</b>	<b>0</b>	<b>2</b>	<b>46</b>

PUNT RETURNS	NO	YDS	AVG	FC	LG	TD
T. Lockett	1	8	8.0	3	8	0
(DOWNED)	1	0	0.0	0	0	0
<b>Total</b>	<b>1</b>	<b>8</b>	<b>8.0</b>	<b>3</b>	<b>8</b>	<b>0</b>

PUNT RETURNS	NO	YDS	AVG	FC	LG	TD
T. Ginn	1	0	0.0	1	0	0
(OUT OF BOUNDS)	1	0	0.0	0	0	0
<b>Total</b>	<b>1</b>	<b>0</b>	<b>0.0</b>	<b>1</b>	<b>0</b>	<b>0</b>

KICKOFF RETURNS	NO	YDS	AVG	FC	LG	TD
T. Lockett	3	92	30.7	0	50	0
(TOUCHBACK)	3	0	0.0	0	0	0
<b>Total</b>	<b>3</b>	<b>92</b>	<b>30.7</b>	<b>0</b>	<b>50</b>	<b>0</b>

KICKOFF RETURNS	NO	YDS	AVG	FC	LG	TD
J. Webb	4	59	14.8	0	25	0
<b>Total</b>	<b>4</b>	<b>59</b>	<b>14.8</b>	<b>0</b>	<b>25</b>	<b>0</b>

FUMBLES	Fum	Own Rec.	Yds	TD	FF	Opp. Rec.	Yds	TD	Out Bnds
M. Bennett	0	0	0	0	1	0	0	0	0
<b>Total</b>	<b>0</b>	<b>0</b>	<b>0</b>	<b>0</b>	<b>1</b>	<b>0</b>	<b>0</b>	<b>0</b>	<b>0</b>

FUMBLES	Fum	Own Rec.	Yds	TD	FF	Opp. Rec.	Yds	TD	Out Bnds
T. Ginn	1	1	0	0	0	0	0	0	0
C. Artis-Payne	1	0	0	0	0	0	0	0	0
M. Tolbert	0	1	2	0	0	0	0	0	0
<b>Total</b>	<b>2</b>	<b>2</b>	<b>2</b>	<b>0</b>	<b>0</b>	<b>0</b>	<b>0</b>	<b>0</b>	<b>0</b>

## FINAL TEAM STATISTICS

	VISITOR SEAHAWKS	HOME PANTHERS
TOTAL FIRST DOWNS	23	19
--By Rushing	5	7
--By Passing	18	12
--By Penalty	0	0
THIRD DOWN EFFICIENCY	5-11-45%	8-15-53%
FOURTH DOWN EFFICIENCY	1-2-50%	0-0-0%
TOTAL NET YARDS	403	295
--Total Offensive Plays (inc. times thrown passing)	65	64
--Average gain per offensive play	6.2	4.6
NET YARDS RUSHING	78	144
--Total Rushing Plays	12	41
--Average gain per rushing play	6.5	3.5
--Tackles for a loss-number and yards	1-3	4-12
NET YARDS PASSING	325	151
--Times thrown - yards lost attempting to pass	5-41	1-10
--Gross yards passing	366	161
PASS ATTEMPTS-COMPLETIONS-HAD INTERCEPTED	48-31-2	22-16-0
--Avg gain per pass play (inc.# thrown passing)	6.1	6.6
KICKOFFS Number-In End Zone-Touchbacks	5-1-0	6-5-3
PUNTS Number and Average	3-36.3	5-37.6
--Had Blocked	0	0
--Net Punting Average	36.3	36.0
FGs - PATs Had Blocked	0-0	0-0

	VISITOR SEAHAWKS	HOME PANTHERS
TOTAL RETURN YARDAGE (Not Including Kickoffs)	8	14
--No. and Yards Punt Returns	1-8	1-0
--No. and Yards Kickoff Returns	3-92	4-59
--No. and Yards Interception Returns	0-0	2-14
PENALTIES Number and Yards	3-20	3-25
FUMBLES Number and Lost	0-0	2-0
TOUCHDOWNS	3	4
--Rushing	0	2
--Passing	3	1
--Interceptions	0	1
EXTRA POINTS Made-Attempts	3-3	4-4
--Kicking Made-Attempts	3-3	4-4
FIELD GOALS Made-Attempts	1-2	1-1
RED ZONE EFFICIENCY	2-4-50%	3-3-100%
GOAL TO GO EFFICIENCY	1-1-100%	2-2-100%
SAFETIES	0	0
FINAL SCORE	24	31
TIME OF POSSESSION	24:22	35:38

## DEFENSIVE STATISTICS (based on coaches' film review)

Player	TT	S	A	S-yds	I-yds	PD	FF	FR
L. Kuechly	10	4	6	0-0	1-14	1	0	0
K. Coleman	9	9	0	0-0	0-0	0	0	0
R. McClain	8	8	0	0-0	0-0	0	0	0
T. Davis	5	4	1	0-0	0-0	1	0	0
C. Finnegan	5	3	2	0-0	1-0	1	0	0
R. Harper	5	5	0	0-0	0-0	0	0	0
J. Norman	5	5	0	1-4	0-0	0	0	0
C. Johnson	3	3	0	1-0	0-0	0	0	0

Player	TT	S	A	S-yds	I-yds	PD	FF	FR
K. Short	3	2	1	1-10	0-0	1	0	0
T. Boston	1	1	0	1-8	0-0	0	0	0
D. Edwards	1	1	0	1-9	0-0	0	0	0
S. Lotulelei	1	1	0	0-0	0-0	0	0	0
S. Thompson	1	0	1	0-0	0-0	0	0	0
<b>Total</b>	<b>57</b>	<b>46</b>	<b>11</b>	<b>5-41</b>	<b>2-14</b>	<b>4</b>	<b>0</b>	<b>0</b>

ADMINISTRATION & COACHES

VETERANS

ROOKIES

2017 IN REVIEW

RECORDS

TEAM HISTORY

REFERENCE

# POSTSEASON HISTORY

## NFC CHAMPIONSHIP CAROLINA 49 — ARIZONA 15

January 24, 2016

Bank of America Stadium • Charlotte, NC

WEATHER: Clear, 39°, Wind SW 4 MPH - ATTENDANCE: 74,294 - TIME: 6:42 PM EST

Carolina won the NFC Championship and advanced to the second Super Bowl in franchise history with a 49-15 victory over Arizona at Bank of America Stadium. The win was the Panthers' 13th consecutive at home, including the playoffs. Quarterback Cam Newton threw for two touchdowns and ran for two more to become just the fourth quarterback in NFL history to produce multiple rushing and passing touchdowns in the same postseason game. Defensively, linebacker Luke Kuechly and safeties Kurt Coleman and Tre Boston came up with two takeaways apiece. The Panthers dominated the early portions of the game to take a 24-7 lead into halftime. Following halftime, Carolina took the opening kickoff of the second half and kept the ball more than seven minutes before kicking a field goal. Following a three-and-out forced by the defense, Carolina then marched 79 yards, jumpstarted by a 39-yard reception by Ted Ginn, Jr. and finished off by Newton runs of 11 and then 12 for the touchdown for a 34-7 lead. Carolina's first three drives of the game resulted in scores. Kicker Graham Gano got it going with a 45-yard field goal, then Ginn found the end zone. After Ginn set the table with a 32-yard punt return, he scored on a reverse from the 22-yard line, when Newton faked a handoff, faked a run and pitched it back to Ginn, who eventually weaved his way all the way back

across the field for the touchdown. On Carolina's next possession, Brown got past safety Rashad Johnson and sped to an 86-yard score, the longest play in Panthers postseason history. Down 17-0, Arizona did threaten to get back into it midway through the second quarter, when the Cardinals led a 79-yard touchdown drive, capped by David Johnson's 1-yard touchdown run with 5:44 left in the half. The Arizona defense followed with a three-and-out, and the Cardinals appeared set to get good field position off a short Brad Nortman punt, but Patrick Peterson muffed it. Cornerback Teddy Williams recovered it at the Arizona 46, and five plays later Newton scored with a 1-yard run for a 24-7 lead just after the two-minute warning. A Peterson interception and 72-yard return to the Carolina 22 negated a scoring chance created by a Charles Johnson strip-sack and Boston fumble recovery, but then Coleman made a leaping interception of Palmer on the next snap in the end zone. Coleman added a second interception midway through the fourth quarter, and Newton directed an 86-yard drive capped by a 5-yard touchdown pass to rookie Devin Funchess for a 42-15 lead. On Arizona's next offensive snap, Kuechly intercepted Palmer and returned it 22 yards for a touchdown that capped the scoring. Boston then added an interception — Palmer's fourth and final to go with two lost fumbles.

### OFFICIALS

Referee — Bill Vinovich (52) Umpire — Dan Ferrell (64) Head Linesman — Kent Payne (79) Line Judge — Byron Boston (18)  
Field Judge — Steve Zimmer (33) Side Judge — Joe Larrew (73) Back Judge — Terrence Miles (111) Replay — Larry Nemmers

### STARTING LINEUPS

#### Arizona Cardinals

Offense		Defense	
WR 11	L.Fitzgerald	DT 93	C. Campbell
LT 68	J.Veldheer	NT 97	J.Mauro
LG 76	M.Lupati	DT 92	F.Rucker
C 63	L.Sendlein	SAM 44	M.Golden
RG 62	T.Larsen	LB 20	D.Bucannon
RT 70	B.Massie	ILB 51	K.Minter
WR 12	Jo.Brown	CB 28	J.Bethel
WR 15	M.Floyd	LCB 21	P.Peterson
QB 3	C.Palmer	RCB 25	J.Powers
RB 31	D.Johnson	SS 26	R.Johnson
WR 13	Ja.Brown	FS 22	T.Jefferson

#### Carolina Panthers

Offense		Defense	
WR 17	D.Funchess	LDE 95	C.Johnson
LT 73	M.Oher	LDT 98	S.Lotulelei
LG 68	A.Norwell	RDT 99	K.Short
C 67	R.Kalil	RDE 94	K.Ealy
RG 70	T.Turner	SLB 54	S.Thompson
RT 74	M.Remmers	MLB 59	L.Kuechly
TE 88	G.Olsen	WLB 58	T.Davis
WR 10	C.Brown	LCB 27	R.McClain
QB 1	C.Newton	RCB 24	J.Norman
WR 82	J.Cotchery	SS 41	R.Harper
RB 28	J.Stewart	FS 20	K.Coleman

**CAROLINA SUBSTITUTIONS:** QB 3 D.Anderson, P 8 B.Nortman, K 9 G.Gano, QB 14 J.Webb, WR 19 T.Ginn, CB 21 T.Williams, CB 26 C. Finnegan, S 33 T.Boston, FB 35 M.Tolbert, S 42 C.Jones, RB 43 F.Whittaker, LS 44 J.Jansen, LB 53 B.Jacobs, LB 55 D.Mayo, LB 56 A.Klein, T 60 Da.Williams, G 61 F.Velasco, G 79 C.Scott, TE 80 S.Simonson, TE 84 E.Dickson, DE 91 R.Delaire, DT 92 D.Edwards, DT 93 K.Love, DE 97 M.Addison **INACTIVE:** WR 11 B.Bersin, DB 22 L.Young, S 29 D.Marlowe, RB 32 B.Wegher, RB 34 C.Artis-Payne, DE 69 J.Allen, WR 81 K.Norwood

VISITOR	HOME	1	2	3	4	OT	TOTAL	FIELD GOALS (made( ) & missed)
Arizona Cardinals	Carolina Panthers	0	7	0	8	-	15	G. Gano (45/21)
		17	7	10	15	-	49	

Team	Qtr	Clock Time	PLAY DESCRIPTION (Extra Point) (Drive Info)	SCORE	
				Visitor	Home
PANTHERS	1	9:30	G.GANO 45 YD. FIELD GOAL (8-39, 3:56)	0	3
PANTHERS	1	4:31	T.GINN 22 YD. RUN (G.GANO KICK) (5-49, 3:16)	0	10
PANTHERS	1	0:49	C.BROWN 86 YD. PASS FROM C.NEWTON (G.GANO KICK) (3-88, 0:59)	0	17
CARDINALS	2	5:44	D.JOHNSON 1 YD. RUN (G.CATANZARO KICK) (10-79, 6:03)	7	17
PANTHERS	2	1:56	C.NEWTON 1 YD. RUN (G.GANO KICK) (5-46, 2:49)	7	24
PANTHERS	3	7:50	G.GANO 21 YD. FIELD GOAL (11-80, 7:10)	7	27
PANTHERS	3	2:08	C.NEWTON 12 YD. RUN (G.GANO KICK) (8-79, 4:11)	7	34
CARDINALS	4	14:16	D.FELLS 21 YD. PASS FROM C.PALMER (J.NELSON RUN) (10-80, 2:52)	15	34
PANTHERS	4	5:26	D.FUNCHESS 5 YD. PASS FROM C.NEWTON (C.NEWTON-M.TOLBERT PASS) (9-84, 6:12)	15	42
PANTHERS	4	5:11	L.KUECHLY 22 YD. INTERCEPTION RETURN (G.GANO KICK)	15	49

ADMINISTRATION  
& COACHES

VETERANS

ROOKIES

2017 IN REVIEW

RECORDS

TEAM HISTORY

REFERENCE

# POSTSEASON HISTORY

## FINAL INDIVIDUAL STATISTICS

Arizona Cardinals										Carolina Panthers										
<b>RUSHING</b>	<b>ATT</b>	<b>YDS</b>	<b>AVG</b>	<b>LG</b>	<b>TD</b>	<b>RUSHING</b>	<b>ATT</b>	<b>YDS</b>	<b>AVG</b>	<b>LG</b>	<b>TD</b>	<b>RUSHING</b>	<b>ATT</b>	<b>YDS</b>	<b>AVG</b>	<b>LG</b>	<b>TD</b>			
D. Johnson	15	60	4.0	23	1	C. Stewart	19	83	4.4	23	0	D. Johnson	19	68	3.6	16	0			
A. Ellington	1	0	0.0	0	0	C. Newton	10	47	4.7	14	2	L. Fitzgerald	4	30	7.5	13	0			
<b>Total</b>	<b>16</b>	<b>60</b>	<b>3.8</b>	<b>23</b>	<b>1</b>	T. Ginn	1	22	22.0	22t	1	M. Floyd	3	37	12.3	15	0			
<b>PASSING</b>	<b>ATT</b>	<b>CMP</b>	<b>YDS</b>	<b>SK/YD</b>	<b>TD</b>	<b>LG</b>	<b>IN</b>	<b>Rtg.</b>	<b>PASSING</b>	<b>ATT</b>	<b>CMP</b>	<b>YDS</b>	<b>SK/YD</b>	<b>TD</b>	<b>LG</b>	<b>IN</b>	<b>Rtg.</b>			
C. Palmer	40	23	235	3/8	1	21t	4	43.2	C. Newton	28	19	335	1/11	2	86t	1	117.4			
L. Fitzgerald	1	0	0	0/0	0	0	0	39.6	T. Ginn	1	2	52	26.0	39	0	0	0			
<b>Total</b>	<b>41</b>	<b>23</b>	<b>235</b>	<b>3/8</b>	<b>1</b>	<b>21t</b>	<b>4</b>	<b>41.3</b>	<b>Total</b>	<b>28</b>	<b>19</b>	<b>335</b>	<b>1/11</b>	<b>2</b>	<b>86t</b>	<b>1</b>	<b>117.4</b>			
<b>PASS RECEIVING</b>	<b>NO</b>	<b>YDS</b>	<b>AVG</b>	<b>LG</b>	<b>TD</b>	<b>PASS RECEIVING</b>	<b>NO</b>	<b>YDS</b>	<b>AVG</b>	<b>LG</b>	<b>TD</b>	<b>PASS RECEIVING</b>	<b>NO</b>	<b>YDS</b>	<b>AVG</b>	<b>LG</b>	<b>TD</b>			
D. Johnson	9	68	7.6	16	0	G. Olsen	6	113	18.8	54	0	D. Johnson	9	68	7.6	16	0			
L. Fitzgerald	4	30	7.5	13	0	C. Brown	4	113	28.3	86t	1	M. Floyd	3	37	12.3	15	0			
M. Floyd	3	37	12.3	15	0	T. Ginn	2	52	26.0	39	0	D. Fells	2	36	18.0	21t	1			
D. Fells	2	36	18.0	21t	1	D. Funchess	1	2	21	10.5	16	J. Nelson	2	25	12.5	15	0			
J. Nelson	2	25	12.5	15	0	J. Cochrery	2	17	8.5	12	0	Jo. Brown	2	23	11.5	12	0			
Jo. Brown	2	23	11.5	12	0	J. Stewart	2	5	2.5	3	0	Ja. Brown	1	16	16.0	16	0			
Ja. Brown	1	16	16.0	16	0	M. Tolbert	1	14	14.0	14	0	A. Ellington	0	0	0.0	0	0			
A. Ellington	0	0	0.0	0	0	E. Dickson	0	0	0.0	0	0	<b>Total</b>	<b>23</b>	<b>235</b>	<b>10.2</b>	<b>21t</b>	<b>1</b>			
<b>Total</b>	<b>23</b>	<b>235</b>	<b>10.2</b>	<b>21t</b>	<b>1</b>	<b>Total</b>	<b>19</b>	<b>335</b>	<b>17.6</b>	<b>86t</b>	<b>2</b>									
<b>INTERCEPTIONS</b>	<b>NO</b>	<b>YDS</b>	<b>AVG</b>	<b>LG</b>	<b>TD</b>	<b>INTERCEPTIONS</b>	<b>NO</b>	<b>YDS</b>	<b>AVG</b>	<b>LG</b>	<b>TD</b>	<b>INTERCEPTIONS</b>	<b>NO</b>	<b>YDS</b>	<b>AVG</b>	<b>LG</b>	<b>TD</b>			
P. Peterson	1	72	72.0	72	0	K. Coleman	2	0	0.0	0	0	K. Coleman	2	0	0.0	0	0			
<b>Total</b>	<b>1</b>	<b>72</b>	<b>72.0</b>	<b>72</b>	<b>0</b>	L. Kuechly	1	22	22.0	22t	1	L. Kuechly	1	22	22.0	22t	1			
<b>PUNTING</b>	<b>NO</b>	<b>YDS</b>	<b>AVG</b>	<b>TB</b>	<b>IN20</b>	<b>LG</b>	<b>PUNTING</b>	<b>NO</b>	<b>YDS</b>	<b>AVG</b>	<b>TB</b>	<b>IN20</b>	<b>LG</b>	<b>PUNTING</b>	<b>NO</b>	<b>YDS</b>	<b>AVG</b>	<b>TB</b>	<b>IN20</b>	<b>LG</b>
D. Butler	4	195	48.8	0	1	52	B. Norntman	3	119	39.7	0	0	44	D. Butler	4	195	48.8	0	1	52
<b>Total</b>	<b>4</b>	<b>195</b>	<b>48.8</b>	<b>0</b>	<b>1</b>	<b>52</b>	<b>Total</b>	<b>3</b>	<b>119</b>	<b>39.7</b>	<b>0</b>	<b>0</b>	<b>44</b>							
<b>PUNT RETURNS</b>	<b>NO</b>	<b>YDS</b>	<b>AVG</b>	<b>FC</b>	<b>LG</b>	<b>TD</b>	<b>PUNT RETURNS</b>	<b>NO</b>	<b>YDS</b>	<b>AVG</b>	<b>FC</b>	<b>LG</b>	<b>TD</b>	<b>PUNT RETURNS</b>	<b>NO</b>	<b>YDS</b>	<b>AVG</b>	<b>FC</b>	<b>LG</b>	<b>TD</b>
P. Peterson	2	2	1.0	1	2	0	T. Ginn	2	38	19.0	2	32	0	P. Peterson	2	2	1.0	1	2	0
<b>Total</b>	<b>2</b>	<b>2</b>	<b>1.0</b>	<b>1</b>	<b>2</b>	<b>0</b>	<b>Total</b>	<b>2</b>	<b>38</b>	<b>19.0</b>	<b>2</b>	<b>32</b>	<b>0</b>							
<b>KICKOFF RETURNS</b>	<b>NO</b>	<b>YDS</b>	<b>AVG</b>	<b>FC</b>	<b>LG</b>	<b>TD</b>	<b>KICKOFF RETURNS</b>	<b>NO</b>	<b>YDS</b>	<b>AVG</b>	<b>FC</b>	<b>LG</b>	<b>TD</b>	<b>KICKOFF RETURNS</b>	<b>NO</b>	<b>YDS</b>	<b>AVG</b>	<b>FC</b>	<b>LG</b>	<b>TD</b>
J. Nelson	2	45	22.5	0	26	0	F. Whittaker	1	19	19.0	0	19	0	J. Nelson	2	45	22.5	0	26	0
[TOUCHBACK]	7	0	0.0	0	0	0	[TOUCHBACK]	2	0	0.0	0	0	0	[TOUCHBACK]	7	0	0.0	0	0	0
<b>Total</b>	<b>2</b>	<b>45</b>	<b>22.5</b>	<b>0</b>	<b>26</b>	<b>0</b>	<b>Total</b>	<b>1</b>	<b>19</b>	<b>19.0</b>	<b>0</b>	<b>19</b>	<b>0</b>							
<b>FUMBLES</b>	<b>Fum</b>	<b>Own Rec.</b>	<b>Yds</b>	<b>TD</b>	<b>FF</b>	<b>Opp. Rec.</b>	<b>Yds</b>	<b>TD</b>	<b>Out Bnds</b>	<b>FUMBLES</b>	<b>Fum</b>	<b>Own Rec.</b>	<b>Yds</b>	<b>TD</b>	<b>FF</b>	<b>Opp. Rec.</b>	<b>Yds</b>	<b>TD</b>	<b>Out Bnds</b>	
C. Palmer	2	0	0	0	0	0	0	0	0	C. Johnson	0	0	0	0	1	0	0	0	0	
P. Peterson	1	0	0	0	0	0	0	0	0	K. Short	0	0	0	0	1	0	0	0	0	
<b>Total</b>	<b>3</b>	<b>0</b>	<b>0</b>	<b>0</b>	<b>0</b>	<b>0</b>	<b>0</b>	<b>0</b>	<b>0</b>	<b>Total</b>	<b>0</b>	<b>0</b>	<b>0</b>	<b>2</b>	<b>3</b>	<b>0</b>	<b>0</b>	<b>0</b>	<b>0</b>	

## FINAL TEAM STATISTICS

	VISITOR CARDINALS					HOME PANTHERS						VISITOR CARDINALS					HOME PANTHERS				
TOTAL FIRST DOWNS	21					21					TOTAL RETURN YARDAGE (Not Including Kickoffs)	74					65				
--By Rushing	15					8					--No. and Yards Punt Returns	2-2					2-38				
--By Passing	4					11					--No. and Yards Kickoff Returns	2-45					1-19				
--By Penalty	2					2					--No. and Yards Interception Returns	1-72					4-27				
THIRD DOWN EFFICIENCY	3-10-30%					8-14-57%					PENALTIES Number and Yards	8-51					5-45				
FOURTH DOWN EFFICIENCY	2-2-100%					0-1-0%					FUMBLES Number and Lost	3-3					0-0				
TOTAL NET YARDS	287					476					TOUCHDOWNS	2					6				
--Total Offensive Plays (inc. times thrown passing)	60					66					--Rushing	1					3				
--Average gain per offensive play	4.8					7.2					--Passing	1					2				
NET YARDS RUSHING	60					152					--Interceptions	0					1				
--Total Rushing Plays	16					37					EXTRA POINTS Made-Attempts	2-2					6-6				
--Average gain per rushing play	3.8					4.1					--Kicking Made-Attempts	1-1					5-5				
--Tackles for a loss-number and yards	2-8					6-7					--Passing Made-Attempts	0-0					1-1				
NET YARDS PASSING	227					324					--Rushing Made-Attempts	0-0					0-0				
--Times thrown - yards lost attempting to pass	3-8					1-11					FIELD GOALS Made-Attempts	1-1					2-2				
--Gross yards passing	235					335					RED ZONE EFFICIENCY	1-1-100%					3-4-75%				
PASS ATTEMPTS-COMPLETIONS-HAD INTERCEPTED	41-23-4					28-19-1					GOAL TO GO EFFICIENCY	1-1-100%					2-3-67%				
--Avg gain per pass play (inc.# thrown passing)	5.2					11.2					SAFETIES	15					49				
KICKOFFS Number-In End Zone-Touchbacks	3-3-2					9-8-7					FINAL SCORE	0					49				
PUNTS Number and Average	4-48.8					3-39.7					TIME OF POSSESSION	23:21					36:39				
--Had Blocked	0					0															
--Net Punting Average	39.3					39.0															
FGs - PATs Had Blocked	0-0					0-0															

## DEFENSIVE STATISTICS (based on coaches' film review)

Player	TT	S	A	S-yds	I-yds	PD	FF	FR	Player	TT	S	A	S-yds	I-yds	PD	FF	FR
T. Davis	8	7	1	0-0	0-0	0	0	0	K. Short	2	2	0	1-1	0-0	0	1	0
L. Kuechly	7	5	2	0-0	1-22	0	0	1	T. Boston	1	1	0	0-0	1-5	0	0	1
K. Coleman	5	4	1	0-0	2-0	0	0	0	R. Delaire	1	0	1	0-0	0-0	0	0	0
R. McClain	5	4	1	0-0	0-2	0	0	0	D. Edwards	1	1	0	0-0	0-0	0	0	0
K. Ealy	4	2	2	0-0	0-0	0	0	0	C. Johnson	1	1	0	1-0	0-0	0	1	0
M. Addison	3	2	1	0-0	0-0	0	0	0	S. Lotulelei	1	1	0	0-0	0-0	0	0	0
C. Finnegan	3	2	1	0-0	0-0	0	0	0	K. Love	1	1	0	1-7	0-0	0	0	0
R. Harper	3	2	1	0-0	0-0	0	0	0	<b>Total</b>	<b>55</b>	<b>41</b>	<b>14</b>	<b>3-8</b>	<b>4-27</b>	<b>4</b>	<b>2</b>	<b>2</b>
A. Klein	3	1	2	0-0	0-0	0	0	0									
J. Norman	3	2	1	0-0	0-0	2	0	0									
S. Thompson	3	3	0	0-0	0-0	0	0	0									

ADMINISTRATION & COACHES

VETERANS

ROOKIES

2017 IN REVIEW

RECORDS

TEAM HISTORY

REFERENCE

# POSTSEASON HISTORY

## SUPER BOWL 50 DENVER 24 – CAROLINA 10

February 7, 2016  
Levi's Stadium • Santa Clara, CA

WEATHER: Sunny, 76°, Wind NW 16 MPH - ATTENDANCE: 71,088 - TIME: 3:39 PM PST

A disruptive Denver defense held Carolina to 10 points as the Broncos earned a 24-10 victory over the Panthers in Super Bowl 50 in Santa Clara, Calif. Carolina, despite uncharacteristic turnovers and penalties, had the ball twice trailing 16-10 in the fourth quarter. The first time, the Panthers went three-and-out. The second time, on third-and-9, quarterback Cam Newton was strip-sacked for the second time in the game by Super Bowl MVP Von Miller. Safety T.J. Ward recovered the ball at the Carolina 4-yard line, leading to a game-sealing 2-yard touchdown run by running back C.J. Anderson. Carolina produced 315 total yards compared to Denver's 194. The Panthers had 21 first downs compared to Denver's 11. But those stats were irrelevant in determining the outcome. Not only did the Broncos defense produce four takeaways and seven sacks, they scored one of the game's three touchdowns. After Denver opened the scoring with a 34-yard field goal, Miller strip-sacked Newton, and defensive end Malik Jackson made the recovery in the end zone. Thanks to that defensive touchdown, the Broncos never trailed. Running back Jonathan Stewart capped a 73-yard drive with a 1-yard touchdown run in the second quarter, cutting the deficit to 10-7. The game took a strange turn late in the first half. The Panthers' punt coverage team mistakenly thought Denver returner Jordan Norwood was calling for a fair catch, and that hesitation allowed him to escape down the sideline for a 61-yard return. Defensive end Mario Addison made

the touchdown-saving tackle at the Carolina 14-yard line. The Broncos were forced to settle for a 33-yard field, extending their lead to 13-7. Carolina looked primed to answer as fullback Mike Tolbert lowered his shoulder at the Denver 40-yard line, but he fumbled the ball away after colliding with safety Darian Stewart. Three plays later, defensive end Kony Ealy dropped into coverage and used one hand to pick off quarterback Peyton Manning's pass for wide receiver Emmanuel Sanders. Ealy became the first player in Super Bowl history to record multiple sacks and an interception. After the teams exchanged three-and-outs, the Panthers had a chance to cut into the deficit, taking over at their own 19-yard line with 1:55 remaining in the half. The Panthers advanced past midfield, but linebacker DeMarcus Ware sacked Newton to run out the clock. The Panthers took the ball into Denver territory with the opening possession of the second half, but no points came of it after Graham Gano's 44-yard kick clanked off the right upright. The Broncos then extended their lead to 16-7 with a 30-yard field goal with 8:18 remaining in the third quarter. Again, Carolina looked ready to answer, but again the Panthers were turned away. Newton's pass over the middle into the red zone for wide receiver Ted Ginn, Jr. went off his hands and was picked off by Ward, who fumbled, but linebacker Danny Trevathan made the recovery for Denver at its own 7-yard line.

### OFFICIALS

Referee — Clete Blakeman (34) Umpire — Jeff Rice (44) Head Linesman — Wayne Mackie (106) Line Judge — Rusty Baynes (59)  
Field Judge — Boris Cheek (41) Side Judge — Scott Edwards (3) Back Judge — Keith Ferguson (61) Replay — Charles Stewart

### STARTING LINEUPS

#### Carolina Panthers

	Offense	Defense
OL	60 Da.Williams	LDE 95 C.Johnson
LT	73 M.Oher	LDT 98 S.Lotulelei
LG	68 A.Norwell	RTD 99 K.Short
C	67 R.Kalil	RDE 69 J.Allen
RG	70 T.Turner	SLB 54 S.Thompson
RT	74 M.Remmers	MLB 59 L.Kuechly
TE	88 G.Olsen	WLB 58 T.Davis
WR	17 D.Funchess	LCB 27 R.McClain
QB	1 C.Newton	RCB 24 J.Norman
TE	84 E.Dickson	SS 41 R.Harper
RB	28 J.Stewart	FS 20 K.Coleman

#### Denver Broncos

	Offense	Defense
WR	88 D.Thomas	DE 95 D.Wolfe
LT	68 R.Harris	NT 92 S.Williams
LG	69 E.Mathis	DE 97 M.Jackson
C	61 M.Paradis	SLB 58 V.Miller
RG	65 L.Vasquez	WLB 94 D.Ware
RT	79 M.Schofield	ILB 54 B.Marshall
TE	81 O.Daniels	ILB 59 D.Trevathan
WR	10 E.Sanders	LCB 21 A.Talib
RB	22 C.Anderson	RCB 25 C.Harris
QB	18 P.Manning	SS 43 T.Ward
TE	80 V.Davis	FS 26 D.Stewart

**CAROLINA SUBSTITUTIONS:** P 8 B.Nortman, K 9 G.Gano, WR 10 C.Brown, QB 14 J.Webb, WR 19 T.Ginn, CB 21 T.Williams, CB 26 C.Finnegan, S 33 T.Boston, FB 35 M.Tolbert, S 42 C.Jones, RB 43 F.Whittaker, LS 44 J.Jansen, LB 53 B.Jacobs, LB 55 D.Mayo, LB 56 A.Klein, G 61 F.Velasco, G 79 C.Scott, TE 80 S.Simonson, WR 82 J.Cotchery, DT 92 D.Edwards, DT 93 K.Love, DE 94 K.Ealy, DE 97 M.Addison **DO NOT PLAY:** QB 3 D.Anderson **INACTIVE:** WR 11 B.Bersin, DB 22 L.Young, S 29 D.Marlowe, RB 32 B.Wegher, RB 34 C.Artis-Payne, WR 81 K.Norwood, DE 91 R.Delaire

VISITOR	Carolina Panthers	1	2	3	4	OT	TOTAL	FIELD GOALS (made( ) & missed)
HOME	Denver Broncos	0	7	0	3	-	10	G. Gano 44RU (39)
		10	3	3	8	-	24	B.McManus (34)(33)(30)

Team	Qtr	Clock Time	PLAY DESCRIPTION (Extra Point) (Drive Info)	SCORE	
				Visitor	Home
BRONCOS	1	10:43	B.MCMANUS 34 YD. FIELD GOAL (10-64, 4:17)	0	3
BRONCOS	1	6:27	M.JACKSON FUMBLE RECOVERY IN END ZONE (B.MCMANUS KICK)	0	10
PANTHERS	2	11:25	J.STEWART 1 YD. RUN (G. GANO KICK) (9-73, 4:50)	7	10
BRONCOS	2	6:58	B.MCMANUS 33 YD. FIELD GOAL (4--1, 2:13)	7	13
BRONCOS	3	8:18	B.MCMANUS 30 YD. FIELD GOAL (7-54, 2:30)	7	16
PANTHERS	4	10:21	G.GANO 39 YD. FIELD GOAL (6-29, 2:56)	10	16
BRONCOS	4	3:08	C.ANDERSON 2 YD. RUN (P.MANNING-B.FOWLER PASS) (3-4, 0:56)	10	24

ADMINISTRATION  
& COACHES

VETERANS

ROOKIES

2017 IN REVIEW

RECORDS

TEAM HISTORY

REFERENCE



# POSTSEASON HISTORY

## FINAL INDIVIDUAL STATISTICS

Carolina Panthers										Denver Broncos									
<b>RUSHING</b>										<b>RUSHING</b>									
C. Newton	ATT	YDS	AVG	LG	TD	C. Anderson	ATT	YDS	AVG	LG	TD								
J. Stewart	6	45	7.5	14	0	R. Hillman	23	90	3.9	34	1								
F. Whittaker	12	29	2.4	12	1		5	0	0.0	3	0								
M. Tolbert	4	26	6.5	15	0														
<b>Total</b>	<b>27</b>	<b>118</b>	<b>4.4</b>	<b>15</b>	<b>1</b>	<b>Total</b>	<b>28</b>	<b>90</b>	<b>3.2</b>	<b>34</b>	<b>1</b>								
<b>PASSING</b>										<b>PASSING</b>									
C. Newton	ATT	CMP	YDS	SK/YD	TD	LG	IN	Rtg.	P. Manning	ATT	CMP	YDS	SK/YD	TD	LG	IN	Rtg.		
T. Ginn	41	18	265	6/64	0	45	1	55.4	P. Manning	23	13	141	5/37	0	25	1	56.6		
T. Ginn	0	0	0	1/4	0	0	0	0.0											
<b>Total</b>	<b>41</b>	<b>18</b>	<b>265</b>	<b>7/68</b>	<b>0</b>	<b>45</b>	<b>1</b>	<b>55.4</b>	<b>Total</b>	<b>23</b>	<b>13</b>	<b>141</b>	<b>5/37</b>	<b>0</b>	<b>25</b>	<b>1</b>	<b>56.6</b>		
<b>PASS RECEIVING</b>										<b>PASS RECEIVING</b>									
C. Brown	NO	YDS	AVG	LG	TD	E. Sanders	NO	YDS	AVG	LG	TD								
T. Ginn	4	80	20.0	42	0	C. Anderson	6	83	13.8	25	0								
G. Olsen	4	74	18.5	45	0	A. Caldwell	4	10	2.5	7	0								
D. Funchess	4	41	10.3	19	0	O. Daniels	1	22	22.0	22	0								
J. Cotchery	2	40	20.0	24	0	D. Thomas	1	18	18.0	18	0								
F. Whittaker	2	17	8.5	11	0	J. Norwood	1	8	8.0	8	0								
J. Stewart	1	14	14.0	8	0	R. Hillman	0	0	0.0	0	0								
T. Stewart	1	-1	-1.0	-1	0	J. Norwood	0	0	0.0	0	0								
M. Tolbert	0	0	0.0	0	0														
<b>Total</b>	<b>18</b>	<b>265</b>	<b>14.7</b>	<b>45</b>	<b>0</b>	<b>Total</b>	<b>13</b>	<b>141</b>	<b>10.8</b>	<b>25</b>	<b>0</b>								
<b>INTERCEPTIONS</b>										<b>INTERCEPTIONS</b>									
K. Ealy	NO	YDS	AVG	LG	TD	T. Ward	NO	YDS	AVG	LG	TD								
<b>Total</b>	<b>1</b>	<b>19</b>	<b>19.0</b>	<b>19</b>	<b>0</b>	<b>Total</b>	<b>1</b>	<b>-3</b>	<b>-3.0</b>	<b>-3</b>	<b>0</b>								
<b>PUNTING</b>										<b>PUNTING</b>									
B. Nortman	NO	YDS	AVG	TB	IN20	LG	B. Colquitt	NO	YDS	AVG	TB	IN20	LG						
<b>Total</b>	<b>7</b>	<b>315</b>	<b>45.0</b>	<b>1</b>	<b>1</b>	<b>61</b>	<b>Total</b>	<b>8</b>	<b>367</b>	<b>45.9</b>	<b>0</b>	<b>2</b>	<b>54</b>						
<b>PUNT RETURNS</b>										<b>PUNT RETURNS</b>									
T. Ginn	NO	YDS	AVG	FC	LG	TD	J. Norwood	NO	YDS	AVG	FC	LG	TD						
[OUT OF BOUNDS]	3	2	0.7	2	3	0	E. Sanders	1	61	61.0	3	61	0						
	3	0	0.0	0	0	0	[DOWNED]	0	0	0.0	1	0	0						
							[TOUCHBACK]	1	0	0.0	0	0	0						
<b>Total</b>	<b>3</b>	<b>2</b>	<b>0.7</b>	<b>2</b>	<b>3</b>	<b>0</b>	<b>Total</b>	<b>1</b>	<b>61</b>	<b>61.0</b>	<b>4</b>	<b>61</b>	<b>0</b>						
<b>KICKOFF RETURNS</b>										<b>KICKOFF RETURNS</b>									
J. Webb	NO	YDS	AVG	FC	LG	TD	A. Caldwell	NO	YDS	AVG	FC	LG	TD						
F. Whittaker	2	1	24	24.0	0	24	0	[TOUCHBACK]	2	42	21.0	0	24	0					
[TOUCHBACK]	1	18	18.0	0	18	0		1	0	0.0	0	0	0						
<b>Total</b>	<b>2</b>	<b>42</b>	<b>21.0</b>	<b>0</b>	<b>24</b>	<b>0</b>	<b>Total</b>	<b>2</b>	<b>42</b>	<b>21.0</b>	<b>0</b>	<b>24</b>	<b>0</b>						
<b>FUMBLES</b>										<b>FUMBLES</b>									
M. Tolbert	Fum	Own Rec.	Yds	TD	FF	Rec.	Yds	TD	Bnds	P. Manning	Fum	Own Rec.	Yds	TD	FF	Rec.	Yds	TD	Bnds
C. Newton	2	1	0	0	0	0	0	0	0	T. Ward	1	0	0	0	0	1	5	0	0
K. Ealy	0	0	0	0	1	1	0	0	0	D. Treathan	0	1	0	0	0	1	0	0	0
C. Johnson	0	0	0	0	1	0	0	0	0	V. Miller	0	0	0	0	2	0	0	0	0
										S. Ray	0	0	0	0	1	0	0	0	0
										D. Stewart	0	0	0	0	1	0	0	0	0
										M. Jackson	0	0	0	0	1	0	1	0	0
<b>Total</b>	<b>4</b>	<b>1</b>	<b>0</b>	<b>0</b>	<b>3</b>	<b>1</b>	<b>0</b>	<b>0</b>	<b>0</b>	<b>Total</b>	<b>3</b>	<b>2</b>	<b>0</b>	<b>0</b>	<b>4</b>	<b>3</b>	<b>5</b>	<b>1</b>	<b>0</b>

## FINAL TEAM STATISTICS

	VISITOR PANTHERS				HOME BRONCOS					VISITOR PANTHERS				HOME BRONCOS			
TOTAL FIRST DOWNS	21				11				TOTAL RETURN YARDAGE (Not Including Kickoffs)	21				58			
--By Rushing	8				4				--No. and Yards Punt Returns	3-2				1-61			
--By Passing	10				5				--No. and Yards Kickoff Returns	2-42				2-42			
--By Penalty	3				2				--No. and Yards Interception Returns	1-19				1-3			
THIRD DOWN EFFICIENCY	3-15-20%				1-14-7%				PENALTIES Number and Yards	12-102				6-51			
THIRD DOWN EFFICIENCY	315				0-0-0%				FUMBLES Number and Lost	4-3				3-1			
TOTAL NET YARDS	315				194				TOUCHDOWNS	1				2			
--Total Offensive Plays (inc. times thrown passing)	75				56				--Rushing	1				1			
--Average gain per offensive play	4.2				3.5				--Passing	0				0			
NET YARDS RUSHING	118				90				--Fumbles	0				1			
--Total Rushing Plays	27				28				EXTRA POINTS Made-Attempts	1-1				2-2			
--Average gain per rushing play	4.4				3.2				--Kicking Made-Attempts	1-1				1-1			
--Tackles for a loss-number and yards	1-1				4-7				--Passing Made-Attempts	0-0				1-1			
NET YARDS PASSING	197				104				FIELD GOALS Made-Attempts	1-2				3-3			
--Times thrown -- yards lost attempting to pass	7-68				5-37				RED ZONE EFFICIENCY	1-2-50%				1-4-25%			
--Cross yards passing	265				141				GOAL TO GO EFFICIENCY	1-1-100%				1-1-100%			
PASS ATTEMPTS-COMPLETIONS-HAD INTERCEPTED	41-18-1				23-13-1				SAFETIES	0				0			
--Avg gain per pass play (inc.# thrown passing)	4.1				3.7				FINAL SCORE	10				24			
KICKOFFS Number-In End Zone-Touchbacks	3-2-1				6-5-4				TIME OF POSSESSION	32:47				27:13			
PUNTS Number and Average	7-45.0				8-45.9												
--Had Blocked	0				0												
--Net Punting Average	33.4				45.6												
FGs - PATS Had Blocked	0-0				0-0												

## DEFENSIVE STATISTICS (based on coaches' film review)

Player	TT	S	A	S-yds	I-yds	PD	FF	FR	Player	TT	S	A	S-yds	I-yds	PD	FF	FR
L. Kuechly	10	9	1	1-9	0-0	1	0	0	T. Boston	2	1	1	0-0	0-0	0	0	0
T. Davis	7	6	1	0-0	0-0	0	0	0	R. Harper	2	1	1	0-0	0-0	0	0	0
C. Johnson	7	3	4	1-5	0-0	0	1	0	J. Norman	2	1	1	0-0	0-0	2	0	0
K. Coleman	5	3	2	0-0	0-0	0	0	0	J. Allen	1	1	0	0-0	0-0	0	0	0
S. Lotulelei	5	5	0	0-0	0-0	0	0	0	K. Love	1	1	0	0-0	0-0	0	0	0
S. Thompson	5	5	0	0-0	0-0	0	0	0	K. Short	1	1	0	0-0	0-0	0	0	0
K. Ealy	4	3	1	3-23	1-19	0	1	1	<b>Total</b>	<b>60</b>	<b>46</b>	<b>14</b>	<b>5-37</b>	<b>1-19</b>	<b>5</b>	<b>2</b>	<b>1</b>
C. Finnegan	4	2	2	0-0	0-0	1	0	0									
R. McClain	4	4	0	0-0	0-0	1	0	0									

ADMINISTRATION  
& COACHES

VETERANS

ROOKIES

2017 IN REVIEW

RECORDS

TEAM HISTORY

REFERENCE

# POSTSEASON HISTORY

## NFC WILD CARD PLAYOFFS NEW ORLEANS 31 — CAROLINA 26

January 7, 2018  
Mercedes-Benz Superdome • New Orleans, LA

WEATHER: Indoors - ATTENDANCE: 73,186 - TIME: 3:40 PM CST

Carolina had its chances, but the Panthers couldn't keep up with New Orleans' high-powered passing game and suffered a 31-26 loss to the Saints in the NFC Wild Card round. Even after settling for field goals four times over the first three quarters, the Panthers had the ball just outside the red zone with less than a minute remaining with a chance to pull it out. The Panthers had battled back from a 24-12 deficit in the fourth quarter courtesy of two Cam Newton passing touchdowns - 14 yards to tight end Greg Olsen and 56 yards to running back Christian McCaffrey. Newton's offense set up first-and-10 at New Orleans' 21 with 46 seconds remaining in regulation. After an incomplete pass intended for wide receiver Devin Funchess, the Saints forced Newton into an intentional grounding penalty that cost Carolina 13 yards. Newton's second attempt to Funchess on third-and-23 fell incomplete once more, and on fourth down, he was pressured and ultimately sacked, ending Carolina's season. The Panthers produced 413 total yards, 24 first downs and converted on 47 percent of third downs. Carolina topped the Saints in the majority of statistical categories, but far too often settled for field goals. The Panthers kicked four field goals through the first three quarters while the Saints punched in three touchdowns. Carolina had its opportunities, but far too often didn't make the most of them.

After the Panthers' defense forced two punts from the Saints on their first two possessions, wide receiver Kaelin Clay dropped a touchdown pass that would've gave the Panthers a 7-0 advantage in the first quarter. Kicker Graham Gano missed the subsequent 25-yard field goal attempt wide right, and within one play of getting the ball back, New Orleans took the lead 7-0. Saints quarterback Drew Brees connected with former Panthers receiver Ted Ginn Jr. for an 80-yard touchdown pass and like Ginn, who ran past the Panthers' secondary, New Orleans didn't look back. The Panthers traded field goals for touchdowns with the Saints. While Brees tossed two touchdown passes and fullback Zach Line rushed for another in the first half, Gano booted three field goals - 27, 39 and 58 yards - as Carolina finished 0-for-2 from the red zone in the opening half. The Panthers set a number of franchise playoff records as Newton finished the game with 349 passing yards and two touchdowns with no interceptions for a passer rating of 105.1, setting the record for most passing yards in a Panthers postseason game. Gano's 58-yard field goal before halftime was the longest in franchise history and tied for the longest in NFL postseason history.

### OFFICIALS

Referee — Tony Corrente (99) Umpire — Bryan Neale (92) Head Linesman — Derick Bowers (74) Line Judge — Tim Podraza (47)  
Field Judge — Steve Zimmer (33) Side Judge — Terry Brown (43) Back Judge — Dino Paganelli (29) Replay — Larry Nemmers

### STARTING LINEUPS

#### Carolina Panthers

Offense		Defense	
WR 17	D. Funchess	DE 90	J. Peppers
LT 75	M. Kalil	DT 98	S.Lotuleleli
LG 68	A.Norwell	DT 99	K.Short
C 67	R.Kalil	DE 97	M. Addison
RG 70	T.Turner	SLB 54	S.Thompson
RT 60	D. Williams	MLB 59	L.Kuechly
TE 88	G.Olsen	WLB 58	T.Davis
TE 84	E. Dickson	LCB 24	J. Bradberry
QB 1	C.Newton	RCB 26	D. Worley
RB 22	C. McCaffrey	SS 29	M. Adams
RB 28	J.Stewart	FS 20	K.Coleman

#### New Orleans Saints

Offense		Defense	
WR 19	T. Ginn	LDE 90	G. Johnson
LT 72	T. Armstead	LDT 98	S. Rankins
LG 75	A. Peat	RDT 95	T. Davison
C 60	M. Unger	RDE 94	C. Jordan
RG 67	L. Warford	WIL 52	C. Robertson
RT 71	R. Ramezyk	MLB 51	M. Te'o
TE 89	J. Hill	SS 25	R. Bush
WR 13	M. Thomas	LCB 20	K. Crawley
QB 9	D. Brees	SS 48	V. Bell
RB 41	A. Kamara	FS 43	M. Williams
WR 16	B. Coleman	RCB 23	M. Lattimore

**CAROLINA SUBSTITUTIONS:** QB 3 D.Anderson, P 5 M.Palardy, K 9 G.Gano, WR 11 B.Bersin, WR 12 K.Clay, WR 14 M.Frazier, WR 19 R.Shepard, CB 23 L.Gunter, S 31 J.Byrd, RB 34 C.Artis-Payne, FB 40 A.Armah, CB 41 C.Munnerlyn, S 42 C.Jones, RB 43 F.Whittaker, LS 44 J.Jansen, LB 53 B.Jacobs, LB 55 D.Mayo, LB 57 A.Gachkar, C 69 T.Larsen, T 72 T.Moton, DE 91 B.Cox, DT 92 V.Butler, DT 93 K.Love, DE 96 W.Horton **DID NOT PLAY:** N/A **INACTIVE:** QB 4 G.Gilbert, CB 27 K.Seymour, T 65 A.Silatolu, G 73 G.Van Roten, T 76 B.Clausell, D 77 Z.Moore, DE 95 C.Johnson

VISITOR	HOME	1	2	3	4	OT	TOTAL	FIELD GOALS (made( ) & missed)
Carolina Panthers	New Orleans Saints	0	9	3	14	-	26	G. Gano 25WR (27) (39) (58) (29)
		7	14	3	7	-	31	W. Lutz (57)

Team	Qtr	Clock Time	PLAY DESCRIPTION (Extra Point) (Drive Info)	SCORE	
				Visitor	Home
SAINTS	1	1:46	T.GINN 80 YD. PASS FROM D.BREES (W.LUTZ KICK) (2-80, 0:18)	0	7
PANTHERS	2	14:12	G.GANO 27 YD. FIELD GOAL (6-66, 2:34)	3	7
SAINTS	2	9:04	J.HILL 9 YD. PASS FROM D.BREES (W.LUTZ KICK) (9-75, 5:08)	3	14
PANTHERS	2	2:47	G.GANO 39 YD. FIELD GOAL (12-54, 6:17)	6	14
SAINTS	2	0:43	Z.LINE 1 YD. RUN (W.LUTZ KICK) (8-75, 2:04)	6	21
PANTHERS	2	0:00	G.GANO 58 YD. FIELD GOAL (5-35, 0:43)	9	21
PANTHERS	3	10:58	G.GANO 29 YD. FIELD GOAL (9-64, 4:02)	12	21
SAINTS	3	6:05	W.LUTZ 57 YD. FIELD GOAL (10-36, 4:53)	12	24
PANTHERS	4	12:47	G.OLSEN 14 YD. PASS FROM C.NEWTON (G.GANO KICK) (8-68, 3:45)	19	24
SAINTS	4	5:08	A.KAMARA 2 YD. RUN (W.LUTZ KICK) (5-62, 3:02)	19	31
PANTHERS	4	4:09	C.MCCAFFREY 56 YD. PASS FROM C.NEWTON (G.GANO KICK) (3-75, 0:59)	26	31

ADMINISTRATION  
& COACHES

VETERANS

ROOKIES

2017 IN REVIEW

RECORDS

TEAM HISTORY

REFERENCE

# POSTSEASON HISTORY

## FINAL INDIVIDUAL STATISTICS

Carolina Panthers										New Orleans Saints										
<b>RUSHING</b>	<b>ATT</b>	<b>YDS</b>	<b>AVG</b>	<b>LG</b>	<b>TD</b>	<b>RUSHING</b>	<b>ATT</b>	<b>YDS</b>	<b>AVG</b>	<b>LG</b>	<b>TD</b>	<b>RUSHING</b>	<b>ATT</b>	<b>YDS</b>	<b>AVG</b>	<b>LG</b>	<b>TD</b>			
J. Stewart	11	51	4.6	29	0	A. Kamara	10	23	2.3	5	1	M. Ingram	9	22	2.4	7	0			
C. Newton	8	37	4.6	10	0	Z. Line	1	1	1.0	1	1	C. McCaffrey	1	1	1.0	1	0			
C. McCaffrey	6	16	2.7	7	0	D. Brees	1	-1	-1.0	0	0	F. Whitaker	1	-4	-4.0	0	0			
F. Whitaker	1	3	3.0	3	0	T. Lewis	1	-4	-4.0	0	0	<b>Total</b>	<b>28</b>	<b>90</b>	<b>3.2</b>	<b>34</b>	<b>1</b>			
<b>Total</b>	<b>26</b>	<b>107</b>	<b>4.1</b>	<b>29</b>	<b>0</b>	<b>Total</b>	<b>33</b>	<b>23</b>	<b>376</b>	<b>1/7</b>	<b>2</b>	<b>80</b>	<b>1</b>	<b>115.2</b>						
<b>PASSING</b>	<b>ATT</b>	<b>CMP</b>	<b>YDS</b>	<b>SK/YD</b>	<b>TD</b>	<b>LG</b>	<b>IN</b>	<b>Rtg.</b>	<b>PASSING</b>	<b>ATT</b>	<b>CMP</b>	<b>YDS</b>	<b>SK/YD</b>	<b>TD</b>	<b>LG</b>	<b>IN</b>	<b>Rtg.</b>			
C. Newton	40	24	349	4/43	2	56	0	105.1	D. Brees	33	23	376	1/7	2	80	1	115.2			
C. Newton	1	0	0	0/0	0	0	0	39.6	<b>Total</b>	<b>33</b>	<b>23</b>	<b>376</b>	<b>1/7</b>	<b>2</b>	<b>80</b>	<b>1</b>	<b>115.2</b>			
D. Anderson	1	0	0	0/0	0	0	0	39.6												
<b>Total</b>	<b>41</b>	<b>24</b>	<b>349</b>	<b>4/43</b>	<b>2</b>	<b>56</b>	<b>0</b>	<b>102.6</b>												
<b>PASS RECEIVING</b>	<b>NO</b>	<b>YDS</b>	<b>AVG</b>	<b>LG</b>	<b>TD</b>	<b>PASS RECEIVING</b>	<b>NO</b>	<b>YDS</b>	<b>AVG</b>	<b>LG</b>	<b>TD</b>	<b>PASS RECEIVING</b>	<b>NO</b>	<b>YDS</b>	<b>AVG</b>	<b>LG</b>	<b>TD</b>			
G. Olsen	8	107	13.4	24	1	M. Thomas	8	131	16.4	46	0	T. Ginn	4	115	28.8	80	1			
C. McCaffrey	6	101	16.8	56	1	T. Ginn	4	115	28.8	80	1	B. Coleman	4	44	11.0	18	0			
D. Funchess	4	79	19.8	24	0	B. Coleman	4	44	11.0	18	0	J. Hill	3	49	16.3	25	1			
K. Clay	3	32	10.7	21	0	J. Hill	3	49	16.3	25	1	M. Ingram	1	13	13.0	13	0			
B. Bersin	2	27	13.5	19	0	M. Ingram	1	13	13.0	13	0	A. Kamara	1	10	10.0	10	0			
E. Dickson	1	3	3.0	3	0	A. Kamara	1	10	10.0	10	0	W. Snead	1	7	7.0	7	0			
R. Shepard	0	0	0.0	0	0	W. Snead	1	7	7.0	7	0	Z. Line	1	7	7.0	7	0			
<b>Total</b>	<b>24</b>	<b>349</b>	<b>14.5</b>	<b>56</b>	<b>2</b>	<b>Total</b>	<b>23</b>	<b>376</b>	<b>16.3</b>	<b>80</b>	<b>2</b>									
<b>INTERCEPTIONS</b>	<b>NO</b>	<b>YDS</b>	<b>AVG</b>	<b>LG</b>	<b>TD</b>	<b>INTERCEPTIONS</b>	<b>NO</b>	<b>YDS</b>	<b>AVG</b>	<b>LG</b>	<b>TD</b>	<b>INTERCEPTIONS</b>	<b>NO</b>	<b>YDS</b>	<b>AVG</b>	<b>LG</b>	<b>TD</b>			
M. Adams	1	1	1.0	1	0	<b>Total</b>	<b>0</b>	<b>0</b>	<b>0</b>	<b>0</b>	<b>0</b>									
<b>Total</b>	<b>1</b>	<b>1</b>	<b>1.0</b>	<b>1</b>	<b>0</b>															
<b>PUNTING</b>	<b>NO</b>	<b>YDS</b>	<b>AVG</b>	<b>TB</b>	<b>IN20</b>	<b>LG</b>	<b>PUNTING</b>	<b>NO</b>	<b>YDS</b>	<b>AVG</b>	<b>TB</b>	<b>IN20</b>	<b>LG</b>	<b>NO</b>	<b>YDS</b>	<b>AVG</b>	<b>TB</b>	<b>IN20</b>	<b>LG</b>	
M. Palardy	3	145	48.3	0	1	53	T. Morestead	4	183	45.8	0	1	57	<b>Total</b>	<b>4</b>	<b>183</b>	<b>45.8</b>	<b>0</b>	<b>1</b>	<b>57</b>
<b>Total</b>	<b>3</b>	<b>145</b>	<b>48.3</b>	<b>0</b>	<b>1</b>	<b>53</b>	<b>Total</b>	<b>4</b>	<b>183</b>	<b>45.8</b>	<b>0</b>	<b>1</b>	<b>57</b>							
<b>PUNT RETURNS</b>	<b>NO</b>	<b>YDS</b>	<b>AVG</b>	<b>FC</b>	<b>LG</b>	<b>TD</b>	<b>PUNT RETURNS</b>	<b>NO</b>	<b>YDS</b>	<b>AVG</b>	<b>FC</b>	<b>LG</b>	<b>TD</b>	<b>PUNT RETURNS</b>	<b>NO</b>	<b>YDS</b>	<b>AVG</b>	<b>FC</b>	<b>LG</b>	<b>TD</b>
K. Clay	2	11	5.5	1	12	0	T. Lewis	2	17	8.5	1	11	0	<b>Total</b>	<b>2</b>	<b>17</b>	<b>8.5</b>	<b>1</b>	<b>11</b>	<b>0</b>
C. McCaffrey	0	0	0.0	1	0	0	<b>Total</b>	<b>2</b>	<b>17</b>	<b>8.5</b>	<b>1</b>	<b>11</b>	<b>0</b>							
<b>Total</b>	<b>2</b>	<b>11</b>	<b>5.5</b>	<b>2</b>	<b>12</b>	<b>0</b>														
<b>KICKOFF RETURNS</b>	<b>NO</b>	<b>YDS</b>	<b>AVG</b>	<b>FC</b>	<b>LG</b>	<b>TD</b>	<b>KICKOFF RETURNS</b>	<b>NO</b>	<b>YDS</b>	<b>AVG</b>	<b>FC</b>	<b>LG</b>	<b>TD</b>	<b>KICKOFF RETURNS</b>	<b>NO</b>	<b>YDS</b>	<b>AVG</b>	<b>FC</b>	<b>LG</b>	<b>TD</b>
[TOUCHBACK]	6	0	0.0	0	0	0	[TOUCHBACK]	6	0	0.0	0	0	0	<b>Total</b>	<b>6</b>	<b>0</b>	<b>0.0</b>	<b>0</b>	<b>0</b>	<b>0</b>
<b>Total</b>	<b>6</b>	<b>0</b>	<b>0.0</b>	<b>0</b>	<b>0</b>	<b>0</b>	<b>Total</b>	<b>6</b>	<b>0</b>	<b>0.0</b>	<b>0</b>	<b>0</b>	<b>0</b>							
<b>Own FUMBLES</b>	<b>Fum</b>	<b>Rec.</b>	<b>Yds</b>	<b>TD</b>	<b>FF</b>	<b>Rec.</b>	<b>Yds</b>	<b>TD</b>	<b>Bnds</b>	<b>Own FUMBLES</b>	<b>Fum</b>	<b>Rec.</b>	<b>Yds</b>	<b>TD</b>	<b>FF</b>	<b>Rec.</b>	<b>Yds</b>	<b>TD</b>	<b>Bnds</b>	
M. Adams	1	0	0	0	0	0	0	0	1	B. Coleman	1	0	0	0	0	0	0	0	0	
K. Coleman	0	0	0	0	1	0	0	0	0	M. Ingram	0	1	0	0	0	0	0	0	0	
<b>Total</b>	<b>1</b>	<b>0</b>	<b>0</b>	<b>0</b>	<b>1</b>	<b>0</b>	<b>0</b>	<b>0</b>	<b>1</b>	<b>Total</b>	<b>1</b>	<b>1</b>	<b>0</b>	<b>0</b>	<b>1</b>	<b>0</b>	<b>0</b>	<b>0</b>	<b>0</b>	

## FINAL TEAM STATISTICS

	VISITOR PANTHERS	HOME SAINTS	VISITOR PANTHERS	HOME SAINTS
<b>TOTAL FIRST DOWNS</b>	24	21	12	17
--By Rushing	5	3	2-11	2-17
--By Passing	16	17	0-0	0-0
--By Penalty	3	1	1-1	0-0
<b>THIRD DOWN EFFICIENCY</b>	8-17-47%	2-8-25%	2-18	7-96
<b>FOURTH DOWN EFFICIENCY</b>	1-2-50%	0-1-0%	1-0	1-0
<b>TOTAL NET YARDS</b>	413	410	2	4
--Total Offensive Plays (inc. times thrown passing)	71	56	0	2
--Average gain per offensive play	5.8	7.3	2	2
<b>NET YARDS RUSHING</b>	107	41	0	0
--Total Rushing Plays	26	22	2-2	4-4
--Average gain per rushing play	4.1	1.9	2-2	4-4
--Tackles for a loss-number and yards	2-2	4-10	0-0	0-0
<b>NET YARDS PASSING</b>	306	369	4-5	1-1
--Times thrown - yards lost attempting to pass	4-43	1-7	1-4-25%	3-3-100%
--Gross yards passing	349	376	0-1-0%	3-3-100%
<b>PASS ATTEMPTS-COMPLETIONS-HAD INTERCEPTED</b>	41-24-0	33-23-1	0	0
--Avg gain per pass play (inc.# thrown passing)	6.8	10.9	26	31
<b>KICKOFFS Number-In End Zone-Touchbacks</b>	6-6-6	6-6-6	33:49	26:11
<b>PUNTS Number and Average</b>	3-48.3	4-45.8		
--Had Blocked	0	0		
--Net Punting Average	42.7	43.0		
<b>FGs - PATs Had Blocked</b>	0-0	0-0		
<b>TOTAL RETURN YARDAGE (Not Including Kickoffs)</b>	12	17		
--No. and Yards Punt Returns	2-11	2-17		
--No. and Yards Kickoff Returns	0-0	0-0		
--No. and Yards Interception Returns	1-1	0-0		
<b>PENALTIES Number and Yards</b>	2-18	7-96		
<b>FUMBLES Number and Lost</b>	1-0	1-0		
<b>TOUCHDOWNS</b>	2	4		
--Rushing	0	2		
--Passing	2	2		
--Fumbles	0	0		
<b>EXTRA POINTS Made-Attempts</b>	2-2	4-4		
--Kicking Made-Attempts	2-2	4-4		
--Passing Made-Attempts	0-0	0-0		
<b>FIELD GOALS Made-Attempts</b>	4-5	1-1		
<b>RED ZONE EFFICIENCY</b>	1-4-25%	3-3-100%		
<b>GOAL TO GO EFFICIENCY</b>	0-1-0%	3-3-100%		
<b>SAFETIES</b>	0	0		
<b>FINAL SCORE</b>	26	31		
<b>TIME OF POSSESSION</b>	33:49	26:11		

## DEFENSIVE STATISTICS (based on coaches' film review)

Player	TT	S	A	S-yds	I-yds	PD	FF	FR	Player	TT	S	A	S-yds	I-yds	PD	FF	FR
J. Bradberry	8	7	1	0-0	1-4	0	0	0	S. Lotulelei	1	1	0	0-0	0-0	0	0	0
S. Thompson	8	6	2	0-0	0-0	0	0	0	K. Coleman	1	1	0	0-0	0-0	0	1	0
D. Worley	6	6	0	0-0	0-0	1	0	0	L. Gunter	1	1	0	0-0	0-0	0	0	0
L. Kuechly	4	4	0	0-0	0-0	0	0	0	C. Munnerlyn	1	1	0	0-0	0-0	0	0	0
T. Davis	4	4	0	0-0	1-2	0	0	0	V. Butler	1	0	0	0-0	0-0	0	0	0
M. Adams	4	3	1	0-0	1-3	1	0	0	<b>Total</b>	<b>45</b>	<b>39</b>	<b>6</b>	<b>1-7</b>	<b>5-17</b>	<b>3</b>	<b>1</b>	<b>0</b>
K. Short	3	2	1	1-7	1-7	0	0	0									
B. Cox	2	2	0	0-0	0-0	0	0	0									
J. Peppers	2	1	1	0-0	1-1	0	0	0									

ADMINISTRATION  
& COACHES

VETERANS

ROOKIES

2017 IN REVIEW

RECORDS

TEAM HISTORY

REFERENCE

# ALL-TIME ASSISTANT COACHES

Name	Position	Years
Baker, Brian	Defensive Line	2009-2010
Bayless, Martin	Defensive Assistant	2003
Belin, Warren	Linebackers	2011-2012
<b>Benguche, Jason</b>	<b>Assistant Strength &amp; Conditioning</b>	<b>2013-2017</b>
<b>Blackburn, Chase</b>	<b>Assistant Special Teams</b>	<b>2016-2017</b>
Boudreau, Paul	Offensive Line	2001-2002
Breaux, Don	Tight Ends	1995-2002
Brown, Ray	Assistant Offensive Line	2011-2015
	Offensive Line	2016-2017
Burney, Jacob	Defensive Line	1999-2001
Bush, Blair	Asst. Offensive Line	1995-1997
Catavolos, George	Defensive Backs	1995-1997
Chryst, Geep	Quality Control/Offense	2006
	Tight Ends	2007-2010
Chudzinski, Rob	Offensive Coordinator	2011-2012
<b>Cotchery, Jerrico</b>	<b>Assistant Wide Receivers</b>	<b>2017</b>
Crossman, Danny	Special Teams Asst./Asst. Strength & Conditioning	2003-2004
	Special Teams	2005-2009
Davidson, Jeff	Offensive Coordinator	2007-2010
Davis, Billy	Outside Linebackers	1995-1998
DeHaven, Bruce	Assistant Special Teams	2013-2014
	Special Teams Coordinator	2015
	Senior Advisor to Special Teams	2016
Del Rio, Jack	Defensive Coordinator	2002
Dorsey, Ken	Quarterbacks	2013-2017
Fangio, Vic	Defensive Coordinator	1995-1998
Feit, Adam	Asst. Strength & Conditioning	2011
Ferraro, Paul	Special Teams Asst./Asst. Strength & Conditioning	2005
Flajole, Ken	Defensive Assistant	2003
	Linebackers	2004-2008
Fuller, Curtis	Defensive Assistant/Defensive Backs	2014
	Assistant Special Teams/Nickel Backs	2015
	Assistant Defensive Backs/Nickels	2016
	Defensive Backs	2017
Games, Sam	Special Teams Assistant	2010
Gill, Ted	Defensive Line	1996-1998
Gillhamer, Mike	Secondary/Defensive Assistant	2004-2005
	Secondary/Safeties	2006-2008
	Secondary	2009-2010
Godette, Cary	Defensive Line	1995
Graves, Fred	Wide Receivers	2011-2012
Harris, Chick	Running Backs	1995-2001
Haskell, Gil	Offensive Coordinator	1998-1999
Henning, Dan	Offensive Coordinator/Quarterbacks	2002-2003
	Offensive Coordinator	2004-2006
<b>Hoener, Pete</b>	<b>Tight Ends</b>	<b>2011-2017</b>
Holcomb, Al	Linebackers	2013-2017
<b>Imamura, Jeff</b>	<b>Assistant Defensive Backs/Nickels</b>	<b>2017</b>
<b>Kenn, Joe</b>	<b>Strength &amp; Conditioning</b>	<b>2011-2017</b>
Levine, Tony	Special Teams Asst./Asst. Strength & Conditioning	2006
Magazu, Dave	Tight Ends	2003-2006
	Offensive Line	2007-2010
Mainord, Carlos	Defensive Backs	2000-2001
Marshall, John	Asst. Head Coach/Defensive Coordinator	1999-2001
Maser, Mike	Offensive Line	2003-2006
<b>Matsko, John</b>	<b>Offensive Line</b>	<b>2011-2015</b>
	<b>Running Game Coordinator</b>	<b>2016-2017</b>
Maxie, Brett	Defensive Quality Control	1998
McCoy, Mike	Offensive Assistant	2000; 2002-2003
	Wide Receivers	2001
	Quarterbacks/Offensive Assistant	2004-2005
	Quarterbacks	2006
	Quarterbacks/Passing Coordinator	2007-2008

ADMINISTRATION  
& COACHES

VETERANS

ROOKIES

2017 IN REVIEW

RECORDS

TEAM HISTORY

REFERENCE

# ALL-TIME ASSISTANT COACHES

Name	Position	Years
McGaughey, Thomas	Special Teams Coordinator	2016-2017
McDermott, Sean	Defensive Coordinator	2011-2016
McNally, Jim	Offensive Line	1995-1998
Meeks, Ron	Defensive Coordinator	2009-2010
	Defensive Backfield	2011
Mills, Sam	Linebackers	1999-2004
<b>Mills III, Sam</b>	<b>Quality Control/Defense</b>	<b>2006-2010</b>
	<b>Defensive Quality Control/Asst. Defensive Line</b>	<b>2011-2012</b>
	<b>Assistant Defensive Line</b>	<b>2013-2017</b>
Milus, Ron	Secondary	2009-2010
Morton, Chip	Strength and Conditioning	1995-1998
Murphy, Brian	Special Teams Coordinator	2011-2012
Musgrave, Bill	Quarterbacks	1999
	Offensive Coordinator	2000
O'Brien, Scott	Special Teams	1999-2001
	Asst. Head Coach/Special Teams	2002-2004
Pendry, Joe	Offensive Coordinator	1995-1997
Perry, Rod	Secondary	2002-2006
Purnell, Russ	Special Teams Assistant	2015
Proehl, Ricky	Offensive Consultant	2011
	Assistant Wide Receivers	2012
	Wide Receivers	2013-2016
Ramsdell, John	Senior Offensive Assistant	2014
Reynolds, Alvin	Defensive Assistant	1999-2002
Rodgers, Jeff	Special Teams Assistant	2009-2010
<b>Rodgers, Richard</b>	<b>Special Teams Assistant</b>	<b>2012</b>
	<b>Interim Special Teams Coordinator</b>	<b>2012</b>
	<b>Special Teams Coordinator</b>	<b>2013-2014</b>
	<b>Assistant Defensive Backs</b>	<b>2015-2017</b>
Roman, Greg	Offensive Assistant	1999-2000
	Assistant Offensive Line	2001
Scherer, Rip	Quarterbacks	2009-2010
Schonert, Turk	Quarterbacks	2001
Seely, Brad	Special Teams	1995-1998
Settle, John	Running Backs	2011-2012
Shafer, Steve	Defensive Backs	1998
Shoop, John	Quarterbacks	1995-1998
Shula, Mike	Quarterbacks	2011-2012
	Offensive Coordinator	2013-2017
<b>Skipper, Jim</b>	<b>Running Backs</b>	<b>2002-2005</b>
	<b>Running Backs/Assistant Head Coach</b>	<b>2006-2010</b>
	<b>Running Backs</b>	<b>2013-2017</b>
Simmons, Darrin	Special Teams Assistant/ Asst. Strength and Conditioning	1999-2002
Simmons, Jerry	Strength and Conditioning	1999-2010
Smith, Richard	Linebackers	2009-2010
Steele, Kevin	Linebackers	1995-1998
Sunseri, Sal	Defensive Assistant	2002
	Defensive Line	2003-2008
<b>Taylor, Lance</b>	<b>Assistant Wide Receivers</b>	<b>2013</b>
	<b>Wide Receivers</b>	<b>2017</b>
Tolbert, Tyke	Wide Receivers	2010
Trgovac, Mike	Defensive Line	2002
	Defensive Coordinator	2003-2008
Turner, Cameron	Assistant Wide Receivers	2015-2016
	Assistant Quarterbacks	2017
Turner, Scott	Offensive Quality Control	2011-2012
Valesente, Bob	Defensive Backs	1999
<b>Washington, Eric</b>	<b>Defensive Line</b>	<b>2011-2017</b>
Wilks, Steve	Secondary/Pass Defense Coordinator	2012-2014
	Assistant Head Coach/Secondary	2015-2016
	Defensive Coordinator	2017
Williamson, Richard	Wide Receivers	1995-1999, 2002-2009
	Wide Receivers/Asst. Head Coach-Offense	2000
	Asst. Head Coach/Offensive Coordinator	2001
Wise, Tony	Offensive Line	1999-2000

ADMINISTRATION  
& COACHES

VETERANS

ROOKIES

2017 IN REVIEW

RECORDS

TEAM HISTORY

REFERENCE

# ALL-TIME ALPHABETICAL ROSTER

	A	POS	NO	SCHOOL	GP/GS	YEARS	
	Abraham, Clifton	CB	24	Florida State	1/0	1997	
	Adams, Darvin	WR	86	Auburn	2/0	2011	
	Adams, Joe	WR	15	Arkansas	9/0	2012	
	<b>Adams, Mike</b>	<b>S</b>	<b>29</b>	<b>Delaware</b>	<b>16/16</b>	<b>2017</b>	
	<b>Addison, Mario</b>	<b>DE</b>	<b>97</b>	<b>Troy</b>	<b>80/20</b>	<b>2012-2017</b>	
	Aiken, Danny	LS	48	Virginia	0/0	2015	
	Ajirotutu, Seyi	WR	19	Fresno State	14/0	2011	
	Alecxih, Chas	DT	65	Pittsburgh	0/0	2016	
	Alexander, Brent	S	46	Tennessee State	32/32	1998-1999	
	Alexander, Frank	DE	90	Oklahoma	29/6	2012-2015	
	Alexander, Gerald	S	21	Boise State	2/0	2010	
	Allen, Brian	LB	52	Florida State	44/9	2002-2004	
	Allen, Jared	DE	69	Idaho State	12/12	2015	
	<b>Anderson, Derek</b>	<b>QB</b>	<b>3</b>	<b>Oregon State</b>	<b>25/4</b>	<b>2011-2017</b>	
	<b>Armah, Alex</b>	<b>FB</b>	<b>40</b>	<b>West Georgia</b>	<b>9/0</b>	<b>2017</b>	
	Armstead, Jesse	LB	59	Miami (Fla.)	0/0	2004	
	<b>Artis-Payne, Cameron</b>	<b>RB</b>	<b>34</b>	<b>Auburn</b>	<b>23/3</b>	<b>2015-2017</b>	
	Anderson, James	LB	50	Virginia Tech	94/53	2006-2012	
	Anderson, Rashard	CB	46	Jackson State	27/9	2000-2001	
	Applewhite, Antwan	DE	93	San Diego State	17/4	2011-2012	
	Austin, Thomas	G	71	Clemson	4/1	2012	
	Avant, Jason	WR	81	Michigan	11/0	2014	
	<b>B</b>						
	Bailey, Carlton	LB	54	North Carolina	40/28	1995-1997	
	Baker, Eugene	WR	80	Kent State	4/0	2003-2004	
	Baker, Jason	P	7	Iowa	112/0	2005-2011	
	Baker, Myron	LB	53, 56	Louisiana Tech	18/0	1996-1997	
	Baldwin, Randy	RB	23	Mississippi	7/2	1995	
	Ball, Marcus	CB	36	Memphis	1/0	2016	
	Barber, Kantroy	RB	46	West Virginia	0/0	1997	
	Barker, Jay	QB	11	Alabama	0/0	1996	
	Barner, Kenjon	RB	25	Oregon	8/0	2013	
	Barnhardt, Tommy	P	6	North Carolina	16/0	1995	
	Barnidge, Gary	TE	82	Louisville	63/11	2008-2012	
	Barrow, Micheal	LB	56	Miami (Fla.)	48/48	1997-1999	
	Basanez, Brett	QB	14	Northwestern	1/0	2006-2007	
	Bashir, Idrees	S	33	Memphis	11/0	2005	
	Bates, Michael	WR/RB	82, 24	Arizona	76/0	1996-2000; 2002	
	Batiste, D'Anthony	G	76	Louisiana-Lafayette	0/0	2006	
	Battaglia, Marco	TE	47	Rutgers	2/0	2003	
	Beason, Jon	LB	52	Miami	72/71	2007-2013	
	Beebe, Don	WR	82	Chadron State	14/1	1995	
	Bell, Byron	T	77	New Mexico	62/56	2011-2014	
	Benjamin, Kelvin	WR	13	Florida State	40/36	2014-2017	
	Bennett, Brandon	RB	36	South Carolina	8/0	2004	
	Benwikere, Bené	CB	25	San Jose State	27/14	2014-2016	
	Bernadeau, Mackenzy	G	65, 73	Bentley	47/20	2008-2011	
	Bersin, Brenton	WR	11	Wofford College	42/4	2014-2017	
	Beuerlein, Steve	QB	7	Notre Dame	59/51	1996-2000	
	Biakabutuka, Tshimanga	RB	21	Michigan	50/35	1996-2001	
	Bickett, Duane	LB	50	Southern California	16/0	1996	
	Biddle, Taye	WR	11	Mississippi	2/0	2006	
	Black, Nathan	WR	18, 83	Northwestern State (La.)	5/0	2002	
	Blackburn, Chase	LB	93	Akron	19/9	2013-2014	
	Blanchard, Matt	QB	5	Wisconsin-Whitewater	0/0	2014	
	Bohlinger, Rob	T	79	Wyoming	13/1	1998	
	Bolden, Juran	CB	43	Mississippi Delta	6/0	1998	
	Booth, Tony	DB	31	James Madison	0/0	1999-2000	
	Bond, Travis	T	74	North Carolina	2/0	2013	
	Bono, Steve	QB	12	UCLA	2/0	1999	
	Boston, Tre	S	33	North Carolina	42/16	2014-2016	

ADMINISTRATION  
& COACHES

VETERANS

ROOKIES

2017 IN REVIEW

RECORDS

TEAM HISTORY

REFERENCE

# ALL-TIME ALPHABETICAL ROSTER

<b>Bradberry, James</b>	<b>CB</b>	<b>24</b>	<b>Samford</b>	<b>29/29</b>	<b>2016-2017</b>
Brady, Jeff	LB	52	Kentucky	16/16	1999
Branch, Colin	S	28	Stanford	48/19	2003-2006
Brayton, Tyler	DE	96	Colorado	46/45	2008-2010
Brewer, Dewell	RB	26	Oklahoma	0/0	1995
Bridges, Jeremy	T/G	73, 72	Southern Mississippi	43/28	2006-2008; 2012
Bright, Anthony	WR	81	Valencia CC	1/0	2002
Brockel, Richie	TE/FB	47	Boise State	49/2	2011-2015
Brockermeyer, Blake	T	78	Texas	58/55	1995-1998
Broughton, Luther	TE	84, 49, 80	Furman	31/4	1997-1998; 2001
Broussard, Jamall	WR	85	San Jose State	8/0	2004
Brown, Andre	RB	24	North Carolina State	0/0	2010
Brown, Corey	WR	16, 10	Ohio State	43/22	2014-2016
Brown, Dee	RB	22	Syracuse	14/3	2002
Brown, Everette	DE	91	Florida State	28/3	2009-2010
Brown, Tony	DT	97	Memphis	1/0	2006
Browning, Bryant	G	60	Ohio State	1/0	2011
Brzezinski, Doug	G	79	Boston College	9/8	2003-2004
Buckner, Brentson	DT	99	Clemson	71/65	2001-2005
Burke, Paul	TE	84	Idaho	0/0	1996
Burks, Dialleo	WR	19, 89	Eastern Kentucky	1/0	1999-2000
Burton, Antwon	DT	78	Temple	2/0	2009
Burton, Shane	DT	98	Tennessee	32/8	2002-2003
Butcher, Paul	LB	53	Wayne State	16/0	1995
Butker, Harrison	K	7	Georgia Tech	0/0	2017
Butler, Darius	CB	27	Connecticut	13/6	2011
Butler, Rashad	T	79	Miami (Fla.)	0/0	2006
<b>Butler, Vernon</b>	<b>DT</b>	<b>92</b>	<b>Louisiana Tech</b>	<b>24/0</b>	<b>2016-2017</b>
By'not'e, Butler	CB	33	Ohio State	7/0	1995
Byers, Jeff	C/G	62	Southern California	22/7	2011-2013
Bydom, Carrington	CB	37	Texas	3/0	2014
<b>Byrd, Damiere</b>	<b>WR</b>	<b>18</b>	<b>South Carolina</b>	<b>9/3</b>	<b>2016-2017</b>
Byrd, Jairus	S	31	Oregon	12/0	2017
Byrd, Isaac	WR	82	Kansas	43/12	2000-2002
Byrd, LaRon	WR	86	Miami (Fla.)	0/0	2016
Byrum, Dion	CB	27	Ohio University	3/0	2006
<b>C</b>					
Caldwell, Mike	LB	59	Middle Tennessee State	9/0	2003
Campbell, Bruce	T	73	Maryland	5/0	2012-2013
Campbell, D.J.	S	26	California	5/4	2012
Campbell, Mathew	TE/T/G	87, 66	South Carolina	69/58	1995-2000
Cantwell, Hunter	QB	14	Louisville	0/0	2009
Carr, David	QB	8	Fresno State	6/4	2007
Carrier, Mark	WR	83	Nicholls State	57/36	1995-1998
Carruth, Rae	WR	84, 89	Colorado	22/20	1997-1999
Carstens, Jordan	DT	67	Iowa State	29/16	2004-2006
Carter, Drew	WR	18	Ohio State	33/9	2004-2007
Carter, Jason	WR	11	Texas A&M	0/0	2007-2008
Carter, Todd	K	5	Grand Valley State	1/0	2010
Cash, Jeremy	LB	57	Duke	9/0	2016-2017
Cason, Antoine	CB	20	Arizona	12/11	2014
Chandler, Jeff	K	5	Florida	2/0	2004
Chandler, Nate	DT/T/G	78	UCLA	37/19	2012-2015
Chester, Larry	DT	64	Temple	11/5	2001
Childress, O.J.	LB	58	Clemson	0/0	2000
Childs, Jason	T	76	North Dakota	0/0	1995
Christian, Bob	FB	44	Northwestern	14/12	1995-1996
Ciurciu, Vinny	LB	50, 54	Boston College	49/5	2003-2006
Clausen, Jimmy	QB	2, 7	Notre Dame	13/10	2010-2013
Clay, Kaelin	WR	12	Utah	9/2	2017
Clowney, David	WR	87	Virginia Tech	10/0	2010
Colbert, Keary	WR	83	Southern California	55/42	2004-2007

ADMINISTRATION  
& COACHES

VETERANS

ROOKIES

2017 IN REVIEW

RECORDS

TEAM HISTORY

REFERENCE

# ALL-TIME ALPHABETICAL ROSTER

ADMINISTRATION  
& COACHES

VETERANS

ROOKIES

2017 IN REVIEW

RECORDS

TEAM HISTORY

REFERENCE

Cole, Colin	DT	91	Iowa	33/23	2013-2015
Coleman, Kurt	S	20	Ohio State	42/42	2015-2017
Collins, Kerry	QB	12	Penn State	45/42	1995-1998
Colston, Tim	DT	92	Kansas State	2/0	1996
Conner, Darion	LB	56	Jackson State	16/16	1995
Connor, Dan	LB	57, 55	Penn State	47/19	2008-2011; 2013
Considine, Sean	S	37	Iowa	4/0	2011
Cooper, Deke	S	35	Notre Dame	26/15	2002; 2007
Cooper, Jarrod	S	40	Kansas State	40/0	2001-2004
Cook, Toi	CB	41	Stanford	31/2	1996-1997
Cota, Chad	S	37	Oregon	48/18	1995-1997
Cotchery, Jerricho	WR	82	North Carolina State	29/16	2014-2015
Cousin, Terry	CB	21	South Carolina	29/29	2002-2003
<b>Cox, Jr., Bryan</b>	<b>DE</b>	<b>91</b>	<b>Florida</b>	<b>7/0</b>	<b>2017</b>
<b>Cox, Demetrious</b>	<b>S</b>	<b>36</b>	<b>Michigan State</b>	<b>4/0</b>	<b>2017</b>
Craig, Dameyune	QB	16, 2	Auburn	6/0	1998-2001
Cramer, Casey	FB	49	Dartmouth	7/1	2004-2005
Crawford, Casey	TE	84	Virginia	11/1	2000-2001
Culberson, Quinton	LB	56	Mississippi State	5/0	2009
Cunningham, Richie	K	3	SW Louisiana	7/0	1999-2000
Curry, Donte	LB	96, 55	Morris Brown	20/0	2007-2008
<b>D</b>					
Daniel, Robert	DE	72	Northwestern State (La.)	0/0	1999-2000
Davidds-Garrido, Norberto	G	76	Southern California	59/39	1996-1999
Davis, C.J.	G	71	Pittsburgh	7/0	2009-2010
Davis, Eric	CB	25	Jacksonville State	78/78	1996-2000
Davis, Josh	WR	16	Marshall	0/0	2007
Davis, Rod	LB	57	Southern Mississippi	1/0	2006
Davis, Stephen	RB	48	Auburn	29/27	2003-2005
<b>Davis, Thomas</b>	<b>S/LB</b>	<b>47, 58</b>	<b>Georgia</b>	<b>164/146</b>	<b>2005-2017</b>
DeCoud, Thomas	S	21	California	15/11	2014
Delaire, Ryan	DE	91	Towson	15/0	2015-2016
Delhomme, Jake	QB	17	Louisiana-Lafayette	91/90	2003-2009
Deloatch, Curtis	CB	41	North Carolina A&T	6/0	2007
Dendy, Patrick	CB	29	Rice	7/1	2007
Dennis, Mark	T	62, 74	Illinois	28/17	1995-1996
Dexter, James	G	64	South Carolina	9/2	2000
Dickson, Ed	TE	84	Oregon	64/41	2014-2017
Diggs, Na'il	LB	53	Ohio State	61/46	2006-2009
Dixon, Travell	S	30	Washington	1/0	2016
Dingle, Antonio	DT	74	Virginia	3/0	1999-2000
Dockery, James	CB	31	Oregon State	19/2	2012-2014
Donnalley, Kevin	G	65	North Carolina	38/38	2001-2003
Draft, Chris	LB	52	Stanford	32/19	2005-2006
Draper, Shawn	TE	49	Alabama	0/0	2002
Duckett, Damane	DT	63	East Carolina	2/0	2004
Duckworth, Tim	G	78	Auburn	5/0	2010
Dulaney, Mike	FB	34	North Carolina	8/0	1998
Dyson, Kevin	WR	85	Utah	1/0	2003
<b>E</b>					
Ealy, Kony	DE	94	Missouri	47/15	2014-2016
Edwards, Antonio	DE	96	Valdosta State	14/7	1999
Edwards, Armanti	WR	10, 14	Appalachian State	39/0	2010-2013
Edwards, Dwan	DT	92	Oregon State	53/17	2012-2015
Edwards, Lavar	DE	93	Louisiana State	5/0	2016
Edwards, Ron	DT	96	Texas A&M	11/11	2011-2012
<b>Elder, Corn</b>	<b>CB</b>	<b>35</b>	<b>Miami (Fla.)</b>	<b>0/0</b>	<b>2017</b>
Elliott, Matt	G	52	Michigan	47/32	1995-1997
Ellis, Elbert	WR	89	Pittsburgh	0/0	1995
Ellison, Atiyiah	DT	98	Missouri	0/0	2005
Evans, Doug	CB	33	Louisiana Tech	57/55	1998-2001



# ALL-TIME ALPHABETICAL ROSTER

## F

Fair, Terry	CB	28	Tennessee	3/0	2002
Farkas, Kevin	T	70	Appalachian State	0/0	1995
Farley, Scott	S	38	Williams (MA)	0/0	2005
Faryniarz, Brett	LB	55	San Diego State	15/1	1995
Fasani, Randy	QB	12	Stanford	4/1	2002
Fatafehi, Mario	DT	92	Kansas State	6/0	2002
Fauria, Christian	TE	86	Colorado	15/4	2007
Favors, Greg	LB	53	Mississippi State	16/12	2003
Feely, A.J.	QB	11	Oregon	0/0	2009
Felton, Jerome	FB	45	Furman	9/1	2011
Ferrario, Bill	G	64	Wisconsin	0/0	2004
Fiammetta, Tony	FB	42	Syracuse	24/11	2009-2010
Fields, Jeff	DT	97	Arkansas State	2/0	1995
Fields, Mark	LB	58	Washington State	29/25	2002-2004
Fields, Ronald	DT	91	Mississippi State	6/0	2011
Finnegan, Cortland	CB	26	Samford	5/0	2015
Fletcher, Derrick	G	74	Baylor	5/0	2002
Florence, Drayton	CB	29	Tuskegee	14/5	2013
Floyd, William	FB	40	Florida State	42/37	1998-2000
Folkerts, Brian	C	64	Washburn	26/0	2013-2014
Fordham, Todd	T	78	Florida State	47/8	2004-2006
Foster, DeShaun	RB	20, 26	UCLA	63/40	2002-2007
Foucault, David	T	63	Montreal	5/1	2014-2015
Fontaine, Jamal	LB	50	Washington	0/0	1995
Fox, Mike	DE	93	West Virginia	54/43	1995-1998
France, Dan	T	71, 78	Michigan State	0/0	2016-2017
Franklin, Brad	CB	36	Louisiana-Lafayette	0/0	2002
<b>Frazier, Mose</b>	<b>WR</b>	<b>14</b>	<b>Memphis</b>	<b>1/0</b>	<b>2017</b>
Fua, Sione	DT/G	94, 72	Stanford	27/12	2011-2013
Fuller, Curtis	S	23	Texas Christian	6/0	2004
<b>Funchess, Devin</b>	<b>WR</b>	<b>17</b>	<b>Michigan</b>	<b>47/28</b>	<b>2015-2017</b>

## G

Gachkar, Andrew	LB	57	Missouri	6/0	2017
Gaines, Michael	TE	84	Central Florida	42/21	2004-2006
Gaither, Omar	LB	59	Tennessee	10/4	2011
Gamble, Chris	CB	20	Ohio State	123/117	2004-2012
<b>Gano, Graham</b>	<b>K</b>	<b>9</b>	<b>Florida State</b>	<b>86/0</b>	<b>2012-2017</b>
Garcia, Frank	G/C	65	Washington	91/84	1995-2000
Gardner, Rod	WR	87	Clemson	11/0	2005
Gaskins, Percell	LB	55	Kansas State	12/0	1997
Gavadza, Jason	TE	49	Kent State	0/0	2000
Gaydosh, Linden	DT	61	Calgary	0/0	2013
Gettis, David	WR	12	Baylor	17/13	2010-2012
Gibson, Gary	DT	91	Rutgers	12/0	2007-2008
<b>Gilbert, Garrett</b>	<b>QB</b>	<b>4</b>	<b>Southern Methodist</b>	<b>0/0</b>	<b>2017</b>
Gilbert, Sean	DE/DT	94	Pittsburgh	64/56	1998-2002
Ginn, Jr., Ted	WR	19	Ohio State	47/23	2013; 2015-2016
Glanton, Adarius	LB	57	Florida Atlantic	10/2	2014
Godfrey, Charles	S/CB	30	Iowa	82/75	2008-2014
Goings, Nick	FB	37	Pittsburgh	105/13	2001-2008
Goodson, Mike	RB	33	Texas A&M	28/3	2009-2011
Gradkowski, Gino	C	66	Delaware	10/3	2016
Graham, Derrick	T	74	Appalachian State	11/7	1995
Graham, Shayne	K	11	Virginia Tech	11/0	2002
Grant, Deon	S	27	Tennessee	48/48	2001-2003
Gray, Derwin	S	44	Brigham Young	3/0	1998
Greeley, Bucky	C	60	Penn State	6/0	1996-1998
Green, Ray	S	29	South Carolina	16/0	2000
Green, Tyrone	G	69	Auburn	0/0	2015
Green, Willie	WR	86	Mississippi	31/17	1995-1996
Greene, Kevin	LB	91	Auburn	47/47	1996,1998-1999

# ALL-TIME ALPHABETICAL ROSTER

ADMINISTRATION  
& COACHES

VETERANS

ROOKIES

2017 IN REVIEW

RECORDS

TEAM HISTORY

REFERENCE

Greene, Scott	FB	43	Michigan State	24/14	1996-1997
Griffin, Michael	S	22	Texas	13/6	2016
Griffith, Howard	FB	30	Illinois	31/21	1995-1996
Grigsby, Otis	DE	76	Kentucky	4/0	2007
Gross, Jordan	T	69	Utah	167/167	2003-2013
Guliford, Eric	WR	84	Arizona State	14/9	1995
<b>Gunter, LaDarius</b>	<b>CB</b>	<b>23</b>	<b>Miami (Fla.)</b>	<b>4/0</b>	<b>2017</b>
<b>H</b>					
Hackett, D.J.	WR	18	Colorado	9/2	2008
<b>Hall, Daeshon</b>	<b>DE</b>	<b>94</b>	<b>Texas A&amp;M</b>	<b>1/0</b>	<b>2017</b>
Haller, Alan	CB	24	Michigan State	2/0	1995
Hambrick, Darren	LB	59	South Carolina	9/8	2001
Hampton, William	CB	31	Murray State	9/0	2003-2004
Hangartner, Geoff	C/G	63	Texas A&M	90/57	2005-2008;
2011-2012; 2013					
Hankton, Karl	WR	14, 88	Trinity College (Ill.)	104/1	2000-2006
Harbaugh, Jim	QB	5	Michigan	0/0	2001
Hardy, Greg	DE	76	Mississippi	63/40	2010-2014
Hardy, Jermaine	S	29	Virginia	3/0	2005
Harper, Deveron	CB	28	Notre Dame	24/1	2000-2001
Harper, Roman	S	41	Alabama	32/32	2014-2015
Harris, Chris	S	43	Louisiana-Monroe	44/44	2007-2009
Harris, Joey	RB	25	Purdue	4/0	2004
Harris, Nic	LB	59	Oklahoma	15/4	2010
Harris, Ra'Shon	DT	77	Oregon	2/0	2009
Hartsock, Ben	TE	84	Ohio State	43/9	2011-2013
Hartwig, Justin	C	75	Kansas	17/16	2006-2007
Hasselbeck, Tim	QB	7	Boston College	0/0	2002
Hawkes, Michael	LB	59	Virginia Tech	3/0	2000-2001
Hawkins, Donald	T	78	Texas	7/0	2016
Hawkins, Artrell	CB	27	Cincinnati	14/4	2004
Hayden, Nick	DT	78, 98	Wisconsin	26/13	2008-2010
Haye, Jovan	DE	92	Vanderbilt	2/0	2005
Hayes, Brandon	T/G	67	Central State	7/0	1996
Hayes, Donald	WR	88, 81	Wisconsin	51/31	1998-2001
Haynes, Alex	RB	24	Central Florida	10/0	2007
Heinrich, Keith	TE	80	Sam Houston State	4/0	2002
Hemsley, Nate	LB	54	Syracuse	9/3	2001
Hetherington, Chris	FB	44	Yale	46/6	1999-2001
Hicks, Hayworth	G	75	Iowa State	0/0	2012
Hicks, Skip	RB	42	UCLA	0/0	2002
Hilbert, Jon	PK	5	Louisville	1/0	2002
Hill, Efreem	WR	5	Samford	0/0	2005
Hill, Stephen	WR	87	Georgia Tech	0/0	2015
Hill, Travis	LB	59	Nebraska	3/0	1995
Hines, Jermale	S	36	Ohio State	5/0	2011
Hitchcock, Jimmy	CB	37	North Carolina	32/9	2000-2001
Hixon, Domenik	WR	87	Akron	15/0	2013
Hoard, Leroy	RB	33	Michigan	3/0	1996
Hodge, Abdul	LB	56	Iowa	5/0	2010
Hogan, Brandon	CB	21	West Virginia	3/0	2011-2012
Hogue, Doug	LB	55	Syracuse	9/0	2012
Holmberg, Rob	LB	58	Penn State	1/0	2001
Hood, Kerry	WR	10	South Carolina	0/0	2000
Hoover, Brad	RB/FB	45	Western Carolina	152/93	2000-2009
<b>Horton, Wes</b>	<b>DE</b>	<b>96</b>	<b>Southern California</b>	<b>61/27</b>	<b>2013-2017</b>
Howard, Reggie	CB	42, 23	Memphis State	47/29	2000-2003; 2006
Hudson, Marcus	S	25	North Carolina State	14/0	2010
Hughes, Kevin	T	72	Southeastern Louisiana	0/0	2014
Humphrey, Deon	LB	58	Florida State	3/0	2000
Huntley, Richard	RB	34	Winston-Salem State	14/9	2001

# ALL-TIME ALPHABETICAL ROSTER

<b>I</b>					
<b>Iddings, Drew</b>	<b>DT</b>	<b>79</b>	<b>South Dakota</b>	<b>0/0</b>	<b>2017</b>
Irvin, Corvey	DT	60, 93	Georgia	2/0	2009-2010
Ismail, Raghieb	WR	81	Notre Dame	42/22	1996-1998
Ivy, Mortty	LB	54	West Virginia	0/0	2009
<b>J</b>					
Jackson, Brad	LB	50	Cincinnati	11/0	2002
Jackson, Eddie	CB	34	Arkansas	10/0	2004
Jackson, Rashawn	FB	38	Virginia	2/1	2010
Jackson, Steven	RB	48	Clemson	0/0	2006
<b>Jacobs, Ben</b>	<b>LB</b>	<b>53</b>	<b>Fresno State</b>	<b>52/0</b>	<b>2013-2015;</b> <b>2016-2017</b>
Jacquet, Nate	WR	17	San Diego State	0/0	2002
James, Jenó	T/G	78	Auburn	55/28	2000-2003
Jamison, Brandon	LB	57	West Georgia	19/0	2006-2007
<b>Jansen, J.J.</b>	<b>LS</b>	<b>44</b>	<b>Notre Dame</b>	<b>144/0</b>	<b>2009-2017</b>
Janus, Paul	C	74	Northwestern	5/1	1998
Jarrett, Dwayne	WR	80	Southern California	32/3	2007-2010
Jeffers, Patrick	WR	83	Virginia	24/10	1999-2001
Jenkins, Kris	DT	77	Maryland	85/79	2001-2007
Jensen, Jerry	LB	53	Washington	10/0	1998-1999
Jeter, Tommy	DE	97	Texas	1/0	1996
Johnson, Anthony	RB	23	Notre Dame	71/20	1995-1999
Johnson, Charles L.	DE	95	Georgia	143/114	2007-2017
Johnson, Charles D.	WR	12	Grand Valley State	0/0	2017
Johnson, Devon	FB	47	Marshall	0/0	2016
Johnson, Ed	DT	99	Penn State	12/6	2010
Johnson, Keyshawn	WR	19	Southern California	16/16	2006
Johnson, Landon	LB	54, 59	Purdue	25/3	2008-2009
Johnson, Leonard	CB	23	Iowa State	10/0	2016
Jones, Clarence	T	75	Maryland	27/27	1999-2000
<b>Jones, Colin</b>	<b>S</b>	<b>42</b>	<b>Texas Christian</b>	<b>92/13</b>	<b>2012-2017</b>
Jones, Dontá	LB	54	Nebraska	16/0	1999
Jones, Ernest	LB	59	Oregon	20/0	1998-1999
Jones, Mark	WR	84	Tennessee	16/0	2008
Jones, Reggie	WR	81	Louisiana State	1/0	1995
Jordan, Omari	DT	91	Buffalo	5/0	2004
Jordan, Leander	G	76	Indiana (Pa.)	13/5	2001-2002
<b>K</b>					
Kaaya, Brad	QB	8	Miami (Fla.)	0/0	2017
Kadela, Dave	T	61	Virginia Tech	1/0	2004-2006
<b>Kalil, Matt</b>	<b>T</b>	<b>75</b>	<b>Southern California</b>	<b>16/16</b>	<b>2017</b>
<b>Kalil, Ryan</b>	<b>C</b>	<b>65, 67</b>	<b>Southern California</b>	<b>132/129</b>	<b>2007-2017</b>
Kasay, John	K	4	Georgia	221/0	1995-2010
Kearse, Frank	DT	99	Alabama A&M	14/8	2011-2012
Keiser, Thomas	DE	98	Stanford	12/0	2011-2012
Kemoeatu, Maake	DT	99	Utah	46/40	2006-2009
Killings, Cedric	DT	91	Carson-Newman	4/0	2001
Kinchen, Brian	TE	88	Louisiana State	32/0	1999-2000
King, Jeff	TE	87, 47	Virginia Tech	76/62	2006-2010
King, Sean	DE	96	NE Louisiana	39/2	1995-1998
King, Tavarres	WR	12	Georgia	0/0	2013
Klein, A.J.	LB	56	Iowa State	60/23	2013-2016
Kragen, Greg	NT	71	Utah State	48/46	1995-1997
Kubiak, Jim	QB	9	Navy	0/0	1996
<b>Kuechly, Luke</b>	<b>LB</b>	<b>59</b>	<b>Boston College</b>	<b>86/86</b>	<b>2012-2017</b>
Kugbila, Edmund	G	71	Valdosta State	0/0	2013-2014
Kunalic, Adi	K	5	Nebraska	0/0	2011
Kyle, Jason	LS	56	Arizona State	128/0	2001-2008

ADMINISTRATION  
& COACHES

VETERANS

ROOKIES

2017 IN REVIEW

RECORDS

TEAM HISTORY

REFERENCE

# ALL-TIME ALPHABETICAL ROSTER

ADMINISTRATION  
& COACHES

VETERANS

ROOKIES

2017 IN REVIEW

RECORDS

TEAM HISTORY

REFERENCE

<b>L</b>					
Lacina, Corbin	G	64	Augustana	10/10	1998
LaFell, Brandon	WR	11	Louisiana State	60/36	2010-2013
Landri, Derek	DT	61	Notre Dame	16/16	2009-2010
Lane, Fred	RB	32	Lane College	42/23	1997-1999
<b>Larsen, Tyler</b>	<b>C</b>	<b>69</b>	<b>Utah State</b>	<b>23/15</b>	<b>2016-2017</b>
Lathon, Lamar	LB	57	Houston	48/48	1995-1998
Ledford, Dwayne	G	74	East Carolina	0/0	2001
Lee, Andy	P	8	Pittsburgh	9/0	2016
LeFors, Stefan	QB	3	Louisville	0/0	2005
Leonard, Louis	DT	94	Fresno State	4/1	2009-2010
Lester, Robert	S	38	Alabama	13/4	2013-2014
Lewis, Damione	DT	92	Miami (Fla.)	62/36	2006-2009
Lewis, Keith	S	39	Oregon	0/0	2009
Lewis, Jeff	QB	8	Northern Arizona	7/0	1999-2000
Lloyd, Greg	LB	95	Fort Valley State	16/14	1998
Lloyd, Rhys	K	5, 8	Minnesota	48/0	2007-2009, 2010
Lofton, Steve	CB	27, 29	Texas A&M	36/12	1995-96, 1998-99
Lotulelei, Star	DT	98	Utah	76/75	2013-2017
<b>Love, Kyle</b>	<b>DT</b>	<b>61, 93, 77</b>	<b>Mississippi State</b>	<b>41/3</b>	<b>2014-2015;</b> <b>2016-2017</b>
Love, Sean	G	79	Penn State	11/1	1995
Lucas, Al	DT	71	Troy State	20/0	2000-2001
Lucas, Ken	CB	23, 21	Mississippi	60/59	2005-2008
<b>Luke, Cole</b>	<b>CB</b>	<b>32</b>	<b>Notre Dame</b>	<b>0/0</b>	<b>2017</b>
Lytle, Matt	QB	9	Pittsburgh	3/1	2000-2001
<b>M</b>					
Mangum, Kris	TE	86	Mississippi	126/61	1997-2006
<b>Manhertz, Chris</b>	<b>TE</b>	<b>82</b>	<b>Canisius</b>	<b>20/4</b>	<b>2016-2017</b>
Manning, Jr., Ricky	CB	24	UCLA	48/26	2003-2005
Manuel, Marquand	S	36	Florida	16/2	2007
Mare, Olindo	K	10	Syracuse	16/0	2011
Marlowe, Dean	S	29	James Madison	5/0	2015-2016
Marrow, Mitch	DL	68	Pennsylvania	0/0	1998
Marshall, Richard	CB	31	Fresno State	80/46	2006-2010
Martin, Charly	WR	83	West Texas A&M	8/0	2009-2010
Martin, Emerson	G	78	Hampton (VA)	2/1	1995
Martin, Sherrod	S	23	Troy	59/36	2009-2012
Mathis, Evan	G	71	Alabama	25/15	2005-2007
Matthews, Kevin	C	60	Texas A&M	0/0	2014
Matthews, Shane	QB	9	Florida	0/0	1997-1998
Maumau, Viliami	DT	79	Colorado	1/0	1999
Maxie, Brett	S	39	Texas Southern	29/29	1995-1996
<b>Mayo, David</b>	<b>LB</b>	<b>55</b>	<b>Texas State</b>	<b>43/1</b>	<b>2015-2017</b>
McCadam, Kevin	S	25	Virginia Tech	16/0	2006
<b>McCaffrey, Christian</b>	<b>RB</b>	<b>22</b>	<b>Stanford</b>	<b>16/10</b>	<b>2017</b>
McClain, Robert	CB	36, 27	Connecticut	30/8	2010; 2015-2016
McClain, Terrell	DT	97	South Florida	12/12	2011
McClover, Stanley	DE	74	Auburn	13/0	2006-2007
McCown, Josh	QB	12	Sam Houston State	3/0	2008-2009
McCree, Marlon	S	27	Kentucky	16/15	2005
McDaniel, Emmanuel	CB	26, 25	East Carolina	18/5	1996; 2002
McDowell, Bubba	S	25	Miami (Fla.)	16/3	1995
McGill, Lenny	CB	22	Arizona State	10/0	1998
McKinley, Alvin	DT	99	Mississippi State	7/0	2000-2001
McKyer, Tim	CB	22	Texas-Arlington	16/16	1995
McNutt, Marvin	WR	15	Iowa	1/0	2013
Means, Natrone	RB	20	North Carolina	1/0	2000
Medlock, Justin	K	6	UCLA	10/0	2012
Metcalf, Eric	WR	82	Texas	16/1	1999
Metzelaars, Pete	TE	88	Wabash	14/14	1995
Mikell, Quintin	S	27	Boise State	14/12	2013

# ALL-TIME ALPHABETICAL ROSTER

Miller, Horace	LB	55	Texas-El Paso	0/0	2014
Miller, Les	DE	69	Fort Hays State	45/19	1996-1998
Mills, Ernie	WR	89	Florida	10/5	1997
Mills, Sam	LB	51	Montclair State	48/48	1995-1997
Milem, John	DE	91	Lenoir-Rhyne	2/0	2001
Miley, Arthur	DE	71	Southern	0/0	2015
Minor, Kory	LB	52, 59	Notre Dame	30/2	1999-2002
Minter, Mike	S	30	Nebraska	148/141	1997-2006
Mitchell, Jeff	C	60	Florida	78/78	2001-2005
Mitchell, Mike	S	21	Ohio	15/14	2013
Montgomery, Joe	RB	33	Ohio State	3/0	2002
Montgomery, Will	G	66	Virginia Tech	6/4	2006
Moore, Casey	FB	33	Stanford	0/0	2003
Moore, D.J.	CB	20	Vanderbilt	2/0	2013
Moore, Derrick	RB	20	Northeastern State	13/10	1995
Moore, Kenny	WR	81	Wake Forest	12/1	2008-2009
Moore, Matt	QB	3	Oregon State	22/13	2007-2010
<b>Moore, Zach</b>	<b>DE</b>	<b>77</b>	<b>Concordia-St. Paul</b>	<b>0/0</b>	<b>2017</b>
Moorehead, Kindal	DT	94	Alabama	75/13	2003-2007
Morris, Chris	C	63	Michigan State	4/0	2010
Morabito, Tim	DT	95, 90	Boston College	48/37	1997-2000
Morgan, Dan	LB	55	Miami	59/59	2001-2007
Morton, Christian	CB	35	Illinois	7/2	2006
<b>Moton, Taylor</b>	<b>T</b>	<b>72</b>	<b>Western Michigan</b>	<b>16/0</b>	<b>2017</b>
Muhammad, Muhsin	WR	87	Michigan State	155/141	1996-2004, 2008-2009
Mullen, Roderick	DB	28	Grambling State	15/0	1999
<b>Munnerlyn, Captain</b>	<b>CB</b>	<b>41</b>	<b>South Carolina</b>	<b>91/50</b>	<b>2009-2013, 2017</b>
Murphy, Louis	WR	83	Florida	16/5	2012
<b>N</b>					
Naanee, Legedu	WR	17	Boise State	15/10	2011
Nakamura, Haruki	S	43	Cincinnati	13/13	2012
Navies, Hannibal	LB	53	Colorado	39/15	1999-2002
Neblett, Andre	DT	68	Temple	30/7	2010-2012
Nedney, Joe	PK	6	San Jose State	12/0	2000
Nelson, Bruce	C	72	Iowa	15/1	2003-2004
Nelson, Jonathan	S	37	Oklahoma	2/1	2011
Nesbit, Jamar	C/G	63	South Carolina	53/45	1999-2002
Ness, Nate	CB	40	Arizona	0/0	2012
<b>Newton, Cam J.</b>	<b>QB</b>	<b>1</b>	<b>Auburn</b>	<b>109/108</b>	<b>2011-2017</b>
Newton, Cam L.	S	29	Furman	0/0	2006
Newton, Nate	G	73	Florida A&M	7/0	1999
Norman, Josh	CB	24	Coastal Carolina	53/38	2012-2015
<b>Norris, Jared</b>	<b>LB</b>	<b>52</b>	<b>Utah</b>	<b>25/0</b>	<b>2016-2017</b>
Nortman, Brad	P	8	Wisconsin	64/0	2012-2015
Norwell, Andrew	G	68	Ohio State	55/54	2014-2017
Norwood, Eric	DE	92	South Carolina	28/0	2010-2011
Norwood, Kevin	WR	81	Alabama	1/0	2015
Null, Keith	QB	9	West Texas A&M	0/0	2010
Nunley, Jeremy	DE	99	Alabama	0/0	1995
Nwagbuo, Ogemdi	DT	78	Michigan State	4/1	2011
<b>O</b>					
Ogbonnaya, Chris	RB	26	Texas	5/0	2014
Oher, Michael	T	73	Mississippi	19/19	2015-2016
Oliver, Winslow	RB	20	New Mexico State	38/0	1996-1998
<b>Olsen, Greg</b>	<b>TE</b>	<b>88</b>	<b>Miami (Fla.)</b>	<b>103/100</b>	<b>2011-2017</b>
Olson, Drew	QB	9	UCLA	0/0	2007
Onatolu, Kenny	LB	56	Nebraska-Omaha	4/0	2012
Omiyale, Frank	T	76	Tennessee Tech	10/1	2007-2008
Otah, Jeff	T	79	Pittsburgh	29/29	2008-2011

ADMINISTRATION  
& COACHES

VETERANS

ROOKIES

2017 IN REVIEW

RECORDS

TEAM HISTORY

REFERENCE

# ALL-TIME ALPHABETICAL ROSTER

## P

<b>Palardy, Michael</b>	<b>P</b>	<b>5</b>	<b>Tennessee</b>	<b>23/0</b>	<b>2016-2017</b>
Parker, Billy	S	27	William and Mary	0/0	2005
Parker, J'Vonne	DT	98	Rutgers	1/0	2008
Parker, Ron	CB	25	Newberry College (S.C.)	3/0	2012
Paysinger, Spencer	LB	56	Oregon	3/0	2017
Peete, Rodney	QB	9	Southern California	16/15	2002-2004
<b>Peppers, Julius</b>	<b>DE</b>	<b>90</b>	<b>North Carolina</b>	<b>138/125</b>	<b>2002-2009, 2017</b>
Peter, Jason	DE	97	Nebraska	38/20	1998-2001
Peters, Scott	G	64	Arizona State	0/0	2006
Peterson, Andrew	G	60	Washington	4/2	1995
Petitti, Rob	T	64	Pittsburgh	5/0	2009, 2010
Phenix, Perry	S	20	So. Mississippi	2/0	2001
Philion, Ed	NT	90	Ferris State	0/0	1996
Phillips, Jason	LB	53	Texas Christian	20/2	2011-2012
Philyaw, Dino	RB	34, 32	Oregon	10/0	1995-1996
Pieri, Damon	S	29, 27	San Diego State	32/1	1995-1997
Pike, Tony	QB	16	Cincinnati	1/0	2010
Pilares, Kealoha	WR	81	Hawaii	20/0	2011-2013
Pinkney, Cleveland	DT	62	South Carolina	2/0	2004
Pittman, Kavika	DE	92	McNeese State	2/0	2003-2004
Pollak, Mike	G	74	Arizona State	1/0	2012
Poole, Tauren	RB	33, 27	Tennessee	1/0	2012, 2014
Poole, Tyrone	CB	38	Fort Valley State	47/44	1995-1997
Posey, Jeff	LB	90	Southern Mississippi	4/0	2001
Presley, De'Andre	WR	10	Appalachian State	4/0	
Pressley, DeMario	DT	61	North Carolina State	1/0	2011
Price, Shawn	DE	92	Pacific	16/0	1995
Proehl, Ricky	WR	81	Wake Forest	48/5	2003-2005
Pugh, Jordan	S	29	Texas A&M	27/3	2010-2011
<b>R</b>					
Rasby, Walter	TE	89, 88	Wake Forest	39/5	1995-1997
Rasmussen, Kemp	DE	97	Indiana	50/0	2002-2005
Raybon, Israel	DE	92	North Alabama	9/0	1997
Reaves, Darrin	RB	36	Alabama-Birmingham	6/1	2014
Reddick, Kevin	LB	52	North Carolina	3/0	2014
Redmon, Anthony	G	61	Auburn	25/19	1998-1999
Reed, Michael	CB	45, 31	Boston College	3/0	1995-1996
Regis, Micanor	DT	72	Miami (Fla.)	0/0	2014
Reich, Frank	QB	14	Maryland	3/3	1995
Reid, Spencer	LB	54	Brigham Young	16/0	1998
Remmers, Mike	T	74	Oregon State	37/37	2014-2016
Reyes, Tutan	T/G	76	Mississippi	30/28	2002-2005
Richardson, Damien	S	39	Arizona State	77/10	1998-2004
Rigsbee, Jordan	T	64	California	0/0	2016
Robertson, Jamal	RB	22	Ohio Northern	12/0	2004-2005
Robinson, Duke	G	72	Oklahoma	0/0	2009-2010
Robinson, Eugene	S	41	Colgate	16/16	2000
Robinson, Ryne	WR	10	Miami (Ohio)	16/0	2007-2008
Rodenhauser, Mark	C	63	Illinois State	48/0	1995-1997
Rosario, Dante	TE	88	Oregon	62/22	2007-2010
<b>Ross, Fred</b>	<b>WR</b>	<b>2</b>	<b>Mississippi State</b>	<b>0/0</b>	<b>2017</b>
Ross, Micah	WR	11	Jacksonville	10/0	2004
Royal, Andre	LB	58	Alabama	44/13	1995-1997
Rucker, Mike	DE	93	Nebraska	139/106	1999-2007
Russell, Anderson	S	40	Ohio State	3/0	2012
Rutherford, Rod	QB	12	Pittsburgh	0/0	2004
<b>S</b>					
Saleh, Tarek	LB	94, 92	Wisconsin	14/1	1997-1998
Salley, Nate	S	33, 25	Ohio State	24/0	2006-2008

# ALL-TIME ALPHABETICAL ROSTER

<b>Samuel, Curtis</b>	WR	10	<b>Ohio State</b>	9/4	<b>2017</b>
Samp, Chris	WR	85	Winona State	0/0	2006
Sanchez, Zack	CB	31	Oklahoma	5/1	2016
Sasa, Don	DE	98	Washington State	2/0	1997-1998
Sauerbrun, Todd	P	10	West Virginia	64/0	2001-2004
Schwartz, Geoff	T/G	74	Oregon	32/19	2009-2011
Scifres, Steve	G	72	Wyoming	1/0	1998
Scott, Chris	G	75, 79	Tennessee	43/12	2013-2016
Scurlock, Mike	S	38	Arizona	14/0	1999
Seals, Ray	DE	99	none	14/7	1997
Seidman, Mike	TE	82	UCLA	43/15	2003-2006
Selvie, George	DE	90	South Florida	4/0	2011
Senn, Jordan	LB	57	Portland State	66/7	2009-2013
Senters, Mike	CB	47	Northwestern	0/0	1995
Seward, Adam	LB	59	UNLV	40/2	2005-2008
<b>Seymour, Kevin</b>	<b>CB</b>	<b>27</b>	<b>Southern California</b>	<b>16/2</b>	<b>2017</b>
Shaw, Tim	LB	97	Penn State	14/0	2007
Shelton, Eric	RB	35, 32	Louisville	9/0	2005-2006
Shepard, Russell	WR	19	Louisiana State	15/3	2017
Shirley, Jason	DT	71	Fresno State	4/0	2011
Shiver, Clay	G	60	Florida State	0/0	1999
Shockey, Jeremy	TE	80	Miami (Fla.)	15/13	2011
Short, Brandon	LB	53	Penn State	32/17	2004-2005
<b>Short, Kawann</b>	<b>DT</b>	<b>99</b>	<b>Purdue</b>	<b>80/57</b>	<b>2013-2017</b>
Siglar, Ricky	T	75	San Jose State	1/0	1998
<b>Silatolu, Amini</b>	<b>G/T</b>	<b>61, 66, 65</b>	<b>Midwestern State</b>	<b>48/31</b>	<b>2012-2015, 2017</b>
Simmons, Terrance	DT	59	Alabama State	2/0	2002
Simonson, Scott	TE	80	Assumption	14/1	2015-2017
Skrepenak, Greg	G	75	Michigan	32/32	1996-1997
Slade, Chris	DE	50	Virginia	15/0	2001
Smart, Rod	RB	32	Western Kentucky	47/0	2002-2005
Smith, Armond	RB	36	Union College (Ky.)	9/0	2012-2013
Smith, Chuck	DE	91	Tennessee	2/2	2000
Smith, D.J.	LB	52	Appalachian State	1/0	2014
Smith, Fernando	DE	71	Jackson State	0/0	2002
Smith, Kelvin	LB	56, 46	Syracuse	3/0	2009
Smith, Lamar	RB	26	Houston	11/11	2002
Smith, Marquette	RB	22	Central Florida	0/0	1996-1997
Smith, Rod	CB	21, 31	Notre Dame	46/10	1995-1998
Smith, Steve	WR	89	Utah	182/161	2001-2013
Smith, Tony	RB	28	Southern Miss	0/0	1995
Soliai, Paul	DT	90	Utah	10/1	2016
<b>Southward, Dezmen</b>	<b>S</b>	<b>37</b>	<b>Wisconsin</b>	<b>1/0</b>	<b>2017</b>
St. Pierre, Brian	QB	6	Boston College	1/1	2010
Stanford, R.J.	CB	35, 25	Utah	12/0	2010-2011
Stark, Rohn	P	3	Florida State	16/0	1996
Steussie, Todd	T	75	California	48/48	2001-2003
Stewart, Jonathan	RB	28	Oregon	131/64	2008-2017
Stewart, Todd	T	70	California	0/0	1997
Stoltenberg, Bryan	C/G	67	Colorado	38/18	1998-2000
Stone, Dwight	WR	80	Middle Tennessee State	64/0	1995-1998
Strait, Derrick	CB	22	Oklahoma	2/0	2006
Stuber, Tim	G	62	Colorado State	0/0	2002
Sutter, Ryan	S	35	Colorado	1/0	1998
Sutton, Tyrell	RB	22	Northwestern	16/1	2009-2010
Swann, Eric	DT	98	none	16/3	2000
Swift, Michael	CB	26	Austin Peay State	15/0	1998-1999
<b>T</b>					
Tatum, Kinnon	LB	50	Notre Dame	31/0	1997-1998
Taves, Josh	DE	91	Northeastern	5/0	2002
Taylor, Hilee	DE	66, 97	North Carolina	16/0	2008-2010

ADMINISTRATION  
& COACHES

VETERANS

ROOKIES

2017 IN REVIEW

RECORDS

TEAM HISTORY

REFERENCE

# ALL-TIME ALPHABETICAL ROSTER

ADMINISTRATION  
& COACHES

VETERANS

ROOKIES

2017 IN REVIEW

RECORDS

TEAM HISTORY

REFERENCE

Taylor, Travis	WR	19	Florida	0/0	2007
Teal, Quinton	S	28, 26	Coastal Carolina	44/4	2007-2009
Teeter, Mike	DT	91	Michigan	0/0	1995
Terrrell, Pat	S	40	Notre Dame	48/34	1995-1997
Terry, Chris	T	70	Georgia	57/57	1999-2002
Terry, Rick	DT/DE	71	North Carolina	15/3	1998-1999
Testaverde, Vinny	QB	16	Miami (Fla.)	7/6	2007
Theus, John	T	74	Georgia	0/0	2017
Thomas, Blair	RB	31	Penn State	7/0	1995
Thomas, Devin	WR	80	Michigan State	1/0	2010
Thomas, Hollis	DT	75	Northern Illinois	13/13	2009
Thomas, Josh	CB	22	Buffalo	38/10	2011-2013
Thomas, Mark	DE	95	North Carolina State	22/0	1995-1996
<b>Thompson, Shaq</b>	<b>LB</b>	<b>54</b>	<b>Washington</b>	<b>42/36</b>	<b>2015-2017</b>
Tillman, Charles	CB	31	Louisiana-Lafayette	12/12	2015
Tillman, Lawyer	TE	85	Auburn	5/0	1995
Tillman, Travares	S	42	Georgia Tech	13/1	2003-2004
Tolbert, Mike	FB	35	Coastal Carolina	72/29	2012-2016
Tolhurst, Ryan	WR	3	Richmond	0/0	2002
Tovar, Steve	LB	55	Ohio State	16/6	1999
Towns, Lester	LB	57	Washington	55/30	2000-2003
Trudeau, Jack	QB	10	Illinois	1/0	1995
Tuvalo, Esera	DT	98	Oregon State	12/0	1999
Tucker, Syii	TE	89	Miami	0/0	1996
Tufts, Sean	LB	57	Colorado	15/0	2004-2005
Turnbull, Renaldo	LB	97	West Virginia	16/2	1997
Turner, Nate	FB	32	Nebraska	2/0	1995
Turner, Jim	WR	15, 80	Syracuse	0/0	1998-2001
<b>Turner, Trai</b>	<b>G</b>	<b>70</b>	<b>Louisiana State</b>	<b>58/54</b>	<b>2014-2017</b>
Tuten, Melvin	T	73	Syracuse	32/8	2000-2003
Tyler, Tank	DT	93	North Carolina State	6/0	2009
Tylski, Rich	G	65	Utah State	16/1	2004
U					
Uwaezuoke, Iheanyi	WR	89	California	11/2	2000
V					
<b>Van Roten, Greg</b>	<b>G/C</b>	<b>73</b>	<b>Penn</b>	<b>10/0</b>	<b>2017</b>
Vaughan, Josh	RB	32	Richmond	10/0	2010-2011
Veland, Tony	S	36	Nebraska	15/5	1998
Velasco, Fernando	G/C	75, 61	Georgia	23/8	2014-2015
Villa, Danny	LS	72	Arizona State	7/0	1998
Vincent, Keydrick	G	68	Mississippi	30/30	2008-2009
W					
Wahle, Mike	G	68	Navy	45/45	2005-2007
Walker, Darwin	DT	93	Tennessee	10/2	2008
Wallace, Al	DE	96	Maryland	80/10	2002-2006
Walls, Wesley	TE	85	Mississippi	98/96	1996-2002
Walter, Ken	P	13	Kent State	64/0	1997-2000
Washington, TJ	T	62	Virginia Tech	0/0	2001
Webb, Joe	QB	14	Alabama-Birmingham	37/0	2014-2016
Webb, R.J.	WR	17	Furman	0/0	2013
Webster, Larry	DE	75	Bloomsburg	1/0	2016
Wegher, Brandon	RB	32	Morningside College	1/0	2015
Weinke, Chris	QB	16	Florida State	27/19	2001-2006
Wells, Dean	LB	95	Kentucky	45/27	1999-2001
Wells, Reggie	T	78	Clarion (Pa.)	5/0	2011
Wendell, Ryan	C	62	Fresno State	1/0	2016
Wesley, Dante	CB	29, 21, 23	Arkansas-Pine Bluff	91/2	2002-2005; 2007-2009
Wharton, Travelle	T/G	70	South Carolina	115/111	2004-2011; 2013
Wheeler, Leonard	CB	37	Troy State	16/0	1998-1999
White, Melvin	CB	23	Louisiana-Lafayette	30/17	2013-2014



# ALL-TIME ALPHABETICAL ROSTER

White, Reggie	DE	92	Tennessee	16/16	2000
Whitley, Curtis	C	64	Clemson	27/24	1995-1996
Whitley, James	S	35	Michigan	0/0	2004
<b>Whittaker, Fozzy</b>	<b>RB</b>	<b>43</b>	<b>Texas</b>	<b>53/2</b>	<b>2014-2017</b>
Wiggins, Brian	WR	16, 84	Texas Southern	0/0	1995
Wiggins, Jermaine	TE	84	Georgia	27/12	2002-2003
Wilds, Garnell	CB	38	Virginia Tech	3/0	2005
Wiley, Chuck	DE	99	Louisiana State	16/16	1998-1999
Williams, Brandon	TE	86	Oregon	25/0	2013-2015
<b>Williams, Daryl</b>	<b>T</b>	<b>60</b>	<b>Oklahoma</b>	<b>39/28</b>	<b>2015-2017</b>
Williams, DeAngelo	RB	34	Memphis	117/82	2006-2014
Williams, Garry	T/G	65	Kentucky	41/21	2009-2014
Williams, Gerald	DE	98	Auburn	37/35	1995-1997
Williams, Jamar	LB	53	Arizona State	3/0	2010
Williams, Jason	LB	54	Western Illinois	45/4	2010-2011; 2012; 2013-2014
Williams, Jay	DE	96	Wake Forest	32/27	2000-2001
Williams, Louis	G	66	Louisiana State	2/0	2001-2002
Williams, Shaun	S	36	UCLA	12/12	2006
Williams, Teddy	CB	21	Texas-San Antonio	19/0	2015-2017
Williams, Thomas	LB	94, 56	Southern California	7/2	2010-2011
Williams, Zack	C/G	64	Washington State	1/0	2011-2012
Willig, Matt	T	71	Southern California	29/9	2003-2004
Wilson, C.J.	S/CB	27	Baylor	23/0	2007-2010
Wilson, Gillis	DE	60, 92	Southern	5/0	2000-2001
Wilson, Jamie	T	73	Marshall	0/0	1997
Wilson, Kion	LB	91	South Florida	5/0	2011
Witherspoon, Will	LB	54	Georgia	62/55	2002-2005
Woodall, Lee	LB	54	West Chester	16/16	2000
Workman, Vince	RB	34	Ohio State	9/0	1995
Worley, Daryl	CB	26	West Virginia	31/25	2016-2017
Wright, Wallace	WR	15	North Carolina	0/0	2010
<b>Y</b>					
Yankey, David	G	61	Stanford	6/0	2016-2017
Yeboah-Kodie, Phil	LB	59	Penn State	0/0	1995
Young, Lou	CB	22, 25	Georgia Tech	6/0	2015-2016
Young, Walter	WR	83	Illinois	7/0	2003
<b>Z</b>					
Zgonina, Jeff	NT	90	Purdue	2/0	1995
Ziemba, Lee	T	75	Auburn	6/0	2011-2012
Zordich, Michael	FB	39	Penn State	0/0	2013

For inclusion, a player must be on the active 53-man roster for a minimum of one game or on IR for a minimum of six games

ADMINISTRATION  
& COACHES

VETERANS

ROOKIES

2017 IN REVIEW

RECORDS

TEAM HISTORY

REFERENCE

# ALL-TIME NUMERICAL ROSTER

	NAME	POS	SCHOOL	GP/GS	YEARS	
1	<b>Newton, Cam J.</b>	<b>QB</b>	<b>Auburn</b>	<b>109/108</b>	<b>2011-2017</b>	
2, 7	Clausen, Jimmy	QB	Notre Dame	13/10	2010-2013	
2, 16	Craig, Dameyune	QB	Auburn	6/0	1998-2001	
<b>3</b>	Anderson, Derek	QB	Oregon State	25/4	2011-2017	
	Cunningham, Richie	K	SW Louisiana	7/0	1999-2000	
	Lefors, Stefan	QB	Louisville	0/0	2005	
	Moore, Matt	QB	Oregon State	22/13	2007-2010	
	Stark, Rohn	P	Florida State	16/0	1996	
	Tolhurst, Ryan	WR	Richmond	0/0	2002	
<b>4</b>	<b>Gilbert, Garrett</b>	<b>QB</b>	<b>Southern Methodist</b>	<b>0/0</b>	<b>2017</b>	
	Kasay, John	K	Georgia	221/0	1995-2010	
<b>5</b>	Blanchard, Matt	QB	Wisconsin-Whitewater	0/0	2014	
	Carter, Todd	K	Grand Valley State	1/0	2010	
	Chandler, Jeff	K	Florida	2/0	2004	
	Harbaugh, Jim	QB	Michigan	0/0	2001	
	Hilbert, Jon	PK	Louisville	1/0	2002	
	Hill, Efreem	WR	Samford	0/0	2005	
<b>5, 8</b>	Kunalic, Adi	K	Nebraska	0/0	2011	
	<b>Palardy, Michael</b>	<b>P</b>	<b>Tennessee</b>	<b>23/0</b>	<b>2016-2017</b>	
	Lloyd, Rhys	K	Minnesota	48/0	2007-2009, 2010	
	Barnhardt, Tommy	P	North Carolina	16/0	1995	
	Medlock, Justin	K	UCLA	10/0	2012	
	Nedney, Joe	PK	San Jose State	12/0	2000	
	State Pierre, Brian	QB	Boston College	1/1	2010	
	<b>7</b>	Baker, Jason	P	Iowa	112/0	2005-2011
		Beuerlein, Steve	QB	Notre Dame	59/51	1996-2000
		Butker, Harrison	K	Georgia Tech	0/0	2017
Hasselbeck, Tim		QB	Boston College	0/0	2002	
<b>7, 2</b>	Clausen, Jimmy	QB	Notre Dame	13/10	2010-2013	
	<b>8</b>	Carr, David	QB	Fresno State	6/4	2007
Kaaya, Brad		QB	Miami (Fla.)	0/0	2017	
Lee, Andy		P	Pittsburgh	9/0	2016	
Lewis, Jeff		QB	Northern Arizona	7/0	1999-2000	
Nortman, Brad		P	Wisconsin	64/0	2012-2015	
Lloyd, Rhys		K	Minnesota	48/0	2007-2009, 2010	
<b>8, 5</b>	<b>Gano, Graham</b>	<b>K</b>	<b>Florida State</b>	<b>86/0</b>	<b>2012-2017</b>	
	Kubiak, Jim	QB	Navy	0/0	1996	
	Lytle, Matt	QB	Pittsburgh	3/1	2000-2001	
	Matthews, Shane	QB	Florida	0/0	1997-1998	
	Null, Keith	QB	West Texas A&M	0/0	2010	
	Olson, Drew	QB	UCLA	0/0	2007	
	Peete, Rodney	QB	Southern California	16/15	2002-2004	
	<b>10</b>	Hood, Kerry	WR	South Carolina	0/0	2000
		Mare, Olindo	K	Syracuse	16/0	2011
		Presley, De'Andre	WR	Appalachian State	4/0	2014
Robinson, Ryne		WR	Miami (Ohio)	16/0	2007-2008	
<b>10, 14</b>	<b>Samuel, Curtis</b>	<b>WR</b>	<b>Ohio State</b>	<b>9/4</b>	<b>2017</b>	
	Sauerbrun, Todd	P	West Virginia	64/0	2001-2004	
	Trudeau, Jack	QB	Illinois	1/0	1995	
	Edwards, Armanti	WR	Appalachian State	39/0	2010-2013	
	<b>10, 16</b>	Brown, Corey	WR	Ohio State	43/22	2014-2016
		<b>11</b>	Barker, Jay	QB	Alabama	0/0
	Bersin, Brenton		WR	Wofford College	42/4	2014-2017
	Biddle, Taye		WR	Mississippi	2/0	2006
	Carter, Jason		WR	Texas A&M	0/0	2007-2008
	Feely, A.J.		QB	Oregon	0/0	2009
Graham, Shayne	PK		Virginia Tech	11/0	2002	
LaFell, Brandon	WR		Louisiana State	63/36	2010-2013	
Ross, Micah	WR		Jacksonville	10/0	2004	
<b>12</b>	Bono, Steve	QB	UCLA	2/0	1999	
	Clay, Kaelin	WR	Utah	9/2	2017	

ADMINISTRATION  
& COACHES

VETERANS

ROOKIES

2017 IN REVIEW

RECORDS

TEAM HISTORY

REFERENCE

# ALL-TIME NUMERICAL ROSTER

	Collins, Kerry	QB	Penn State	45/42	1995-1998
	Fasani, Randy	QB	Stanford	4/1	2002
	Gettis, David	WR	Baylor	17/13	2010-2012
	Johnson, Charles D.	WR	Grand Valley State	0/0	2017
	King, Tavarres	WR	Georgia	0/0	2013
	McCown, Josh	QB	Sam Houston State	3/0	2008-2009
	Rutherford, Rod	QB	Pittsburgh	0/0	2004
13	Benjamin, Kelvin	WR	Florida State	40/38	2014-2017
	Walter, Ken	P	Kent State	64/0	1997-2000
14	Basanez, Brett	QB	Northwestern	1/0	2006-2007
	Cantwell, Hunter	QB	Louisville	0/0	2009
	Reich, Frank	QB	Maryland	3/3	1995
	Webb, Joe	QB	Alabama-Birmingham	37/0	2014-2016
14, 10	Edwards, Armanti	WR	Appalachian State	39/0	2010-2013
<b>14, 81</b>	<b>Frazier, Mose</b>	<b>WR</b>	<b>Memphis</b>	<b>1/0</b>	<b>2017</b>
14, 88	Hankton, Karl	WR	Trinity College (Ill.)	104/1	2000-2006
15	Adams, Joe	WR	Arkansas	9/0	2012
	McNutt, Marvin	WR	Iowa	1/0	2013
	Wright, Wallace	WR	North Carolina	0/0	2010
15, 80	Turner, Jim	WR	Syracuse	0/0	1998-2001
16	Davis, Josh	WR	Marshall	0/0	2007
	Pike, Tony	QB	Cincinnati	1/0	2010
	Testaverde, Vinny	QB	Miami (Fla.)	7/6	2007
	Weinke, Chris	QB	Florida State	27/19	2001-2006
16, 2	Craig, Dameyune	QB	Auburn	6/0	1998-2001
16, 10	Brown, Corey	WR	Ohio State	43/22	2014-2016
16, 84	Wiggins, Brian	WR	Texas Southern	0/0	1995
17	Delhomme, Jake	QB	Louisiana-Lafayette	91/90	2003-2009
	<b>Funchess, Devin</b>	<b>WR</b>	<b>Michigan</b>	<b>47/28</b>	<b>2015-2017</b>
	Jacquet, Nate	WR	San Diego State	0/0	2002
	Naanee, Legedu	WR	Boise State	15/10	2011
	Webb, R.J.	WR	Furman	0/0	2013
<b>18</b>	<b>Byrd, Damiere</b>	<b>WR</b>	<b>South Carolina</b>	<b>9/3</b>	<b>2016-2017</b>
	Carter, Drew	WR	Ohio State	33/9	2004-2007
	Hackett, D.J.	WR	Colorado	9/2	2008
18, 83	Black, Nathan	WR	Northwestern State (La.)	5/0	2002
19	Ajrotutu, Seyi	WR	Fresno State	14/0	2011
	Ginn, Jr., Ted	WR	Ohio State	47/23	2013; 2015-2016
	Johnson, Keyshawn	WR	Southern California	16/16	2006
	<b>Shepard, Russell</b>	<b>WR</b>	<b>Louisiana State</b>	<b>15/3</b>	<b>2017</b>
	Taylor, Travis	WR	Florida	0/0	2007
19, 89	Burks, Dialleo	WR	Eastern Kentucky	1/0	1999-2000
20	Cason, Antoine	CB	Arizona	12/11	2014
	<b>Coleman, Kurt</b>	<b>CB</b>	<b>Ohio State</b>	<b>42/42</b>	<b>2015-2017</b>
	Gamble, Chris	CB	Ohio State	123/117	2004-2012
	Means, Natrone	RB	North Carolina	1/0	2000
	Moore, D.J.	CB	Vanderbilt	2/0	2013
	Moore, Derrick	RB	Northeastern State	13/10	1995
	Oliver, Winslow	RB	New Mexico State	38/0	1996-1998
	Phenix, Perry	S	Southern Mississippi	2/0	2001
20, 26	Foster, DeShaun	RB	UCLA	63/40	2002-2007
21	Alexander, Gerald	S	Boise State	2/0	2010
	Biakabutuka, Tshimanga	RB	Michigan	50/35	1996-2001
	Cousin, Terry	CB	South Carolina	29/29	2002-2003
	DeCoud, Thomas	S	California	15/11	2014
	Hogan, Brandon	CB	West Virginia	3/0	2011-2012
	Mitchell, Mike	S	Ohio	15/14	2013
	Williams, Teddy	CB	Texas-San Antonio	19/0	2015-2017
21, 23	Lucas, Ken	CB	Mississippi	60/59	2005-2008
21, 23, 29	Wesley, Dante	CB	Arkansas-Pine Bluff	91/2	2002-2005; 2007-2009
21, 31	Smith, Rod	CB	Notre Dame	46/10	1995-1998
22	Brown, Dee	RB	Syracuse	14/3	2002

ADMINISTRATION  
& COACHES

VETERANS

ROOKIES

2017 IN REVIEW

RECORDS

TEAM HISTORY

REFERENCE

# ALL-TIME NUMERICAL ROSTER

ADMINISTRATION  
& COACHES

VETERANS

ROOKIES

2017 IN REVIEW

RECORDS

TEAM HISTORY

REFERENCE

	Griffin, Michael	S	Texas	13/6	2016
	<b>McCaffrey, Christian</b>	<b>RB</b>	<b>Stanford</b>	<b>16/10</b>	<b>2017</b>
	McGill, Lenny	CB	Arizona State	10/0	1998
	McKyer, Tim	CB	Texas-Arlington	16/16	1995
	Robertson, Jamal	RB	Ohio Northern	12/0	2004-2005
	Smith, Marquette	RB	Central Florida	0/0	1996-1997
	Strait, Derrick	CB	Oklahoma	2/0	2006
	Sutton, Tyrell	RB	Northwestern	16/1	2009-2010
	Thomas, Josh	CB	Buffalo	38/10	2011-2013
22, 25	Young, Lou	CB	Georgia Tech	6/0	2015-2016
23	Baldwin, Randy	RB	Mississippi	7/2	1995
	Fuller, Curtis	S	Texas Christian	6/0	2004
	<b>Gunter, LaDarius</b>	<b>CB</b>	<b>Miami (Fla.)</b>	<b>4/0</b>	<b>2017</b>
	Johnson, Anthony	RB	Notre Dame	71/20	1995-1999
	Johnson, Leonard	CB	Iowa State	10/0	2016
	Martin, Sherrod	S	Troy	59/36	2009-2012
	White, Melvin	CB	Louisiana-Lafayette	30/17	2013-2014
23, 21	Lucas, Ken	CB	Mississippi	60/59	2005-2008
23, 21, 29	Wesley, Dante	CB	Arkansas-Pine Bluff	91/2	2002-2005; 2007-2009
23, 42	Howard, Reggie	CB	Memphis State	47/29	2000-2003; 2006
24	Abraham, Clifton	CB	Florida State	1/0	1997
	<b>Bradberry, James</b>	<b>CB</b>	<b>Samford</b>	<b>29/29</b>	<b>2016-2017</b>
	Brown, Andre	RB	North Carolina State	0/0	2010
	Haller, Alan	CB	Michigan State	2/0	1995
	Haynes, Alex	RB	Central Florida	10/0	2007
	Manning, Jr., Ricky	CB	UCLA	48/26	2003-2005
	Norman, Josh	CB	Coastal Carolina	53/38	2012-2015
24, 82	Bates, Michael	WR/RB	Arizona	76/0	1996-00; 2002
25	Barner, Kenjon	RB	Oregon	8/0	2013
	Benwikere, Bené	CB	San Jose State	27/14	2014-2016
	Davis, Eric	CB	Jacksonville State	78/78	1996-2000
	Harris, Joey	RB	Purdue	4/0	2004
	Hudson, Marcus	S	North Carolina State	14/0	2010
	McCadam, Kevin	S	Virginia Tech	16/0	2006
	McDowell, Bubba	S	Miami (Fla.)	16/3	1995
	Parker, Ron	CB	Newberry College (S.C.)	3/0	2012
25, 22	Young, Lou	CB	Georgia Tech	6/0	2015-2016
25, 26	McDaniel, Emmanuel	CB	East Carolina	18/5	1996; 2002
25, 33	Salley, Nate	S	Ohio State	24/0	2006-2008
25, 35	Stanford, R.J.	CB	Utah	12/0	2010-2011
26	Brewer, Dewell	RB	Oklahoma	0/0	1995
	Campbell, D.J.	S	California	5/4	2012
	Finnegan, Cortland	CB	Samford	5/0	2015
	Ogbonnaya, Chris	RB	Texas	5/0	2014
	Smith, Lamar	RB	Houston	11/11	2002
	Swift, Michael	CB	Austin Peay State	15/0	1998-1999
	Worley, Daryl	CB	West Virginia	31/25	2016-2017
26, 20	Foster, DeShaun	RB	UCLA	63/40	2002-2007
26, 25	McDaniel, Emmanuel	CB	East Carolina	18/5	1996; 2002
26, 28	Teal, Quinton	S	Coastal Carolina	44/4	2007-2009
27	Butler, Darius	CB	Connecticut	13/6	2011
	Byrum, Dion	CB	Ohio University	3/0	2006
	Grant, Deon	S	Tennessee	48/48	2001-2003
	Hawkins, Artrell	CB	Cincinnati	14/4	2004
	McCree, Marlon	S	Kentucky	16/15	2005
	Mikell, Quintin	S	Boise State	14/12	2013
	Parker, Billy	S	William and Mary	0/0	2005
	<b>Seymour, Kevon</b>	<b>CB</b>	<b>Southern California</b>	<b>16/2</b>	<b>2017</b>
	Wilson, C.J.	S/CB	Baylor	23/0	2007-2010
27, 29	Lofton, Steve	CB	Texas A&M	36/12	1995-1996, 1998-1999
27, 29	Pieri, Damon	S	San Diego State	32/1	1995-1997
27, 33	Poole, Tauren	RB	Tennessee	1/0	2014

# ALL-TIME NUMERICAL ROSTER

27, 36	McClain, Robert	CB	Connecticut	30/8	2010; 2015-2016
28	Branch, Colin	S	Stanford	48/19	2003-2006
	Fair, Terry	CB	Tennessee	3/0	2002
	Harper, Deveron	CB	Notre Dame	24/1	2000-2001
	Mullen, Roderick	DB	Grambling State	15/0	1999
	Smith, Tony	RB	Southern Miss	0/0	1995
	Stewart, Jonathan	RB	Oregon	131/64	2008-2017
28, 26	Teal, Quinton	S	Coastal Carolina	44/4	2007-2009
29	<b>Adams, Mike</b>	<b>S</b>	<b>Delaware</b>	<b>16/16</b>	<b>2017</b>
	Dendy, Patrick	CB	Rice	7/1	2007
	Florence, Drayton	CB	Tuskegee	14/5	2013
	Green, Ray	S	South Carolina	16/0	2000
	Hardy, Jermaine	S	Virginia	3/0	2005
	Marlowe, Dean	S	James Madison	5/0	2015-2016
	Newton, Cam L.	S	Furman	0/0	2006
	Pugh, Jordan	S	Texas A&M	27/3	2010-2011
29, 21, 23	Wesley, Dante	CB	Arkansas-Pine Bluff	91/2	2002-2005; 2007-2009
29, 27	Lofton, Steve	CB	Texas A&M	36/12	1995-1996, 1998-1999
29, 27	Pieri, Damon	S	San Diego State	32/1	1995-1997
29, 28	Teal, Quinton	S	Coastal Carolina	44/4	2007-2009
30	Dixon, Travell	S	Washington	1/0	2016
	Godfrey, Charles	S/CB	Iowa	82/75	2008-2014
	Griffith, Howard	FB	Illinois	31/21	1995-1996
	Minter, Mike	S	Nebraska	148/141	1997-2006
31	Booth, Tony	DB	James Madison	0/0	1999-2000
	Byrd, Jairus	S	Oregon	12/0	2017
	Dockery, James	CB	Oregon State	19/2	2012-2014
	Hampton, William	CB	Murray State	9/0	2003-2004
	Marshall, Richard	CB	Fresno State	80/46	2006-2010
	Tillman, Charles	CB	Louisiana-Lafayette	12/12	2015
	Sanchez, Zack	CB	Oklahoma	5/1	2016
	Thomas, Blair	RB	Penn State	7/0	1995
31, 21	Smith, Rod	CB	Notre Dame	46/10	1995-1998
31, 45	Reed, Michael	CB	Boston College	3/0	1995-1996
32	Lane, Fred	RB	Lane College	42/23	1997-1999
	<b>Luke, Cole</b>	<b>CB</b>	<b>Notre Dame</b>	<b>0/0</b>	<b>2017</b>
	Smart, Rod	RB	Western Kentucky	47/0	2002-2005
	Turner, Nate	FB	Nebraska	2/0	1995
	Vaughan, Josh	RB	Richmond	10/0	2010-2011
	Wegher, Brandon	RB	Morningside College	1/0	2015
32, 34	Philyaw, Dino	RB	Oregon	10/0	1995-1996
32, 35	Shelton, Eric	RB	Louisville	9/0	2005-2006
33	Bashir, Idrees	S	Memphis	11/0	2005
	Boston, Tre	S	North Carolina	42/16	2014-2016
	By'not'e, Butler	CB	Ohio State	7/0	1995
	Evans, Doug	CB	Louisiana Tech	57/55	1998-2001
	Goodson, Mike	RB	Texas A&M	28/3	2009-2011
	Hoard, Leroy	RB	Michigan	3/0	1996
	Montgomery, Joe	RB	Ohio State	3/0	2002
	Moore, Casey	FB	Stanford	0/0	2003
33, 25	Salley, Nate	S	Ohio State	24/0	2006-2008
33, 27	Poole, Tauren	RB	Tennessee	1/0	2014
34	<b>Artis-Payne, Cameron</b>	<b>RB</b>	<b>Auburn</b>	<b>23/3</b>	<b>2015-2017</b>
	Dulaney, Mike	FB	North Carolina	8/0	1998
	Huntley, Richard	RB	Winston-Salem State	14/9	2001
	Jackson, Eddie	CB	Arkansas	10/0	2004
	Williams, DeAngelo	RB	Memphis	117/82	2006-2014
	Workman, Vince	RB	Ohio State	9/0	1995
34, 32	Philyaw, Dino	RB	Oregon	10/0	1995-1996
35	Cooper, Deke	S	Notre Dame	26/15	2002; 2007
	<b>Elder, Corn</b>	<b>CB</b>	<b>Miami (Fla.)</b>	<b>0/0</b>	<b>2017</b>
	Morton, Christian	CB	Illinois	7/2	2006

ADMINISTRATION  
& COACHES

VETERANS

ROOKIES

2017 IN REVIEW

RECORDS

TEAM HISTORY

REFERENCE

# ALL-TIME NUMERICAL ROSTER

ADMINISTRATION  
& COACHES

VETERANS

ROOKIES

2017 IN REVIEW

RECORDS

TEAM HISTORY

REFERENCE

	Sutter, Ryan	S	Colorado	1/0	1998
	Tolbert, Mike	FB	Coastal Carolina	72/29	2012-2016
	Whitley, James	S	Michigan	0/0	2004
35, 25	Stanford, R.J.	CB	Utah	12/0	2010-2011
35, 32	Shelton, Eric	RB	Louisville	9/0	2005-2006
36	Ball, Marcus	CB	Memphis	1/0	2016
	Bennett, Brandon	RB	South Carolina	8/0	2004
	<b>Cox, Demetrius</b>	<b>S</b>	<b>Michigan State</b>	<b>4/0</b>	<b>2017</b>
	Franklin, Brad	CB	Louisiana-Lafayette	0/0	2002
	Hines, Jermale	S	Ohio State	5/0	2011
	Manuel, Marquand	S	Florida	16/2	2007
	Reaves, Darrin	RB	Alabama-Birmingham	6/1	2014
	Smith, Armond	RB	Union College (Ky.)	9/0	2012-2013
	Veland, Tony	S	Nebraska	15/5	1998
	Williams, Shaun	S	UCLA	12/12	2006
36, 27	McClain, Robert	CB	Connecticut	30/8	2010; 2015-2016
36, 37	Goings, Nick	FB	Pittsburgh	105/13	2001-2008
37	Byndom, Carrington	CB	Texas	3/0	2014
	Considine, Sean	S	Iowa	4/0	2011
	Cota, Chad	S	Oregon	48/18	1995-1997
	Hitchcock, Jimmy	CB	North Carolina	32/9	2000-2001
	Nelson, Jonathan	S	Oklahoma	2/1	2011
	Wheeler, Leonard	CB	Troy State	16/0	1998-1999
37, 36	Goings, Nick	FB	Pittsburgh	105/13	2001-2008
38	Farley, Scott	S	Williams (Mass.)	0/0	2005
	Jackson, Rashawn	FB	Virginia	2/1	2010
	Lester, Robert	S	Alabama	13/4	2013-2014
	Poole, Tyrone	CB	Fort Valley State	47/44	1995-1997
	Scurlock, Mike	S	Arizona	14/0	1999
	Wilds, Garnell	CB	Virginia Tech	3/0	2005
39	Lewis, Keith	S	Oregon	0/0	2009
	Maxie, Brett	S	Texas Southern	29/29	1995-1996
	Richardson, Damien	S	Arizona State	77/10	1998-2004
	Zordich, Michael	FB	Penn State	0/0	2013
40	<b>Armah, Alex</b>	<b>FB</b>	<b>West Georgia</b>	<b>9/0</b>	<b>2017</b>
	Cooper, Jarrod	S	Kansas State	40/0	2001-2004
	Floyd, William	FB	Florida State	42/37	1998-2000
	Ness, Nate	CB	Arizona	0/0	2012
	Russell, Anderson	S	Ohio State	3/0	2012
	Terrell, Pat	S	Notre Dame	48/34	1995-1997
41	Cook, Toi	CB	Stanford	31/2	1996-1997
	Deloatch, Curtis	CB	North Carolina A&T	6/0	2007
	Harper, Roman	S	Alabama	32/32	2014-2015
	<b>Munnerlyn, Captain</b>	<b>CB</b>	<b>South Carolina</b>	<b>91/50</b>	<b>2009-2013; 2017</b>
	Robinson, Eugene	S	Colgate	16/16	2000
42	Fiammetta, Tony	FB	Syracuse	24/11	2009-2010
	Hicks, Skip	RB	UCLA	0/0	2002
	<b>Jones, Colin</b>	<b>S</b>	<b>Texas Christian</b>	<b>92/13</b>	<b>2012-2017</b>
	Tillman, Travares	S	Georgia Tech	13/1	2003-2004
42, 23	Howard, Reggie	CB	Memphis State	47/29	2000-2003; 2006
43	Bolden, Juran	CB	Mississippi Delta	6/0	1998
	Greene, Scott	FB	Michigan State	24/14	1996-1997
	Harris, Chris	S	Louisiana-Monroe	44/44	2007-2009
	Nakamura, Haruki	S	Cincinnati	13/13	2012
	<b>Whittaker, Fozzy</b>	<b>RB</b>	<b>Texas</b>	<b>53/2</b>	<b>2014-2017</b>
44	Christian, Bob	FB	Northwestern	14/12	1995-1996
	Gray, Derwin	S	Brigham Young	3/0	1998
	Hetherington, Chris	FB	Yale	46/6	1999-2001
	<b>Jansen, J.J.</b>	<b>LS</b>	<b>Notre Dame</b>	<b>144/0</b>	<b>2009-2017</b>
45	Felton, Jerome	FB	Furman	9/1	2011
	Hoover, Brad	RB/FB	Western Carolina	152/93	2000-2009
45, 31	Reed, Michael	CB	Boston College	3/0	1995-1996

# ALL-TIME NUMERICAL ROSTER

46	Alexander, Brent	S	Tennessee State	32/32	1998-1999
	Anderson, Rashard	CB	Jackson State	27/9	2000-2001
	Barber, Kantroy	RB	West Virginia	0/0	1997
46, 56	Smith, Kelvin	LB	Syracuse	3/0	2009
47	Battaglia, Marco	TE	Rutgers	2/0	2003
	Brockel, Richie	TE/FB	Boise State	49/2	2011-2015
	Johnson, Devon	FB	Marshall	0/0	2016
	Senters, Mike	CB	Northwestern	0/0	1995
47, 58	<b>Davis, Thomas</b>	<b>S/LB</b>	<b>Georgia</b>	<b>164/146</b>	<b>2005-2017</b>
47, 87	King, Jeff	TE	Virginia Tech	76/62	2006-2010
48	Aiken, Danny	LS	Virginia	0/0	2015
	Davis, Stephen	RB	Auburn	29/27	2003-2005
	Jackson, Steven	RB	Clemson	0/0	2006
49	Cramer, Casey	FB	Dartmouth	7/1	2004-2005
	Draper, Shawn	TE	Alabama	0/0	2002
	Gavadza, Jason	TE	Kent State	0/0	2000
49, 84, 80	Broughton, Luther	TE	Furman	31/4	1997-1998; 2001
50	Anderson, James	LB	Virginia Tech	94/53	2006-2012
	Bickett, Duane	LB	Southern California	16/0	1996
	Fountaine, Jamal	LB	Washington	0/0	1995
	Jackson, Brad	LB	Cincinnati	11/0	2002
	Slade, Chris	DE	Virginia	15/0	2001
	Tatum, Kinnon	LB	Notre Dame	31/0	1997-1998
50, 54	Ciurciu, Vinny	LB	Boston College	49/5	2003-2006
51	Mills, Sam	LB	Montclair State	48/48	1995-1997
52	Allen, Brian	LB	Florida State	44/9	2002-2004
	Beason, Jon	LB	Miami (Fla.)	72/71	2007-2013
	Brady, Jeff	LB	Kentucky	16/16	1999
	Draft, Chris	LB	Stanford	32/19	2005-2006
	Elliott, Matt	G	Michigan	47/32	1995-1997
	<b>Norris, Jared</b>	<b>LB</b>	<b>Utah</b>	<b>25/0</b>	<b>2016-2017</b>
	Reddick, Kevin	LB	North Carolina	3/0	2014
	Smith, D.J.	LB	Appalachian State	1/0	2014
52, 59	Minor, Kory	LB	Notre Dame	30/2	1999-2002
53	Butcher, Paul	LB	Wayne State	16/0	1995
	Diggs, Na'il	LB	Ohio State	61/46	2006-2009
	Favors, Greg	LB	Mississippi State	16/12	2003
	<b>Jacobs, Ben</b>	<b>LB</b>	<b>Fresno State</b>	<b>52/0</b>	<b>2013-2015; 2016-2017</b>
	Jensen, Jerry	LB	Washington	10/0	1998-1999
	Navies, Hannibal	LB	Colorado	39/15	1999-2002
	Phillips, Jason	LB	Texas Christian	20/2	2011-2012
	Short, Brandon	LB	Penn State	32/17	2004-2005
	Williams, Jamar	LB	Arizona State	3/0	2010
53, 56	Baker, Myron	LB	Louisiana Tech	18/0	1996-1997
54	Bailey, Carlton	LB	North Carolina	40/28	1995-1997
	Hemsley, Nate	LB	Syracuse	9/3	2001
	Ivy, Morty	LB	West Virginia	0/0	2009
	Jones, Dontá	LB	Nebraska	16/0	1999
	Reid, Spencer	LB	Brigham Young	16/0	1998
	<b>Thompson, Shaq</b>	<b>LB</b>	<b>Washington</b>	<b>42/36</b>	<b>2015-2017</b>
	Williams, Jason	LB	Western Illinois	45/4	2010-2011; 2012; 2013-2014
	Witherspoon, Will	LB	Georgia	62/55	2002-2005
	Woodall, Lee	LB	West Chester	16/16	2000
54, 50	Ciurciu, Vinny	LB	Boston College	49/5	2003-2006
54, 59	Johnson, Landon	LB	Purdue	25/3	2008-2009
55	Faryniarz, Brett	LB	San Diego State	15/1	1995
	Gaskins, Percell	LB	Kansas State	12/0	1997
	Hogue, Doug	LB	Syracuse	9/0	2012
	<b>Mayo, David</b>	<b>LB</b>	<b>Texas State</b>	<b>43/1</b>	<b>2015-2017</b>
	Miller, Horace	LB	Texas-El Paso	0/0	2014
	Morgan, Dan	LB	Miami	59/59	2001-2007

# ALL-TIME NUMERICAL ROSTER

ADMINISTRATION  
& COACHES

VETERANS

ROOKIES

2017 IN REVIEW

RECORDS

TEAM HISTORY

REFERENCE

	Tovar, Steve	LB	Ohio State	16/6	1999
55, 57	Connor, Dan	LB	Penn State	47/19	2008-2011; 2013
55, 96	Curry, Donte	LB	Morris Brown	20/0	2007-2008
56	Barrow, Micheal	LB	Miami (Fla.)	48/48	1997-1999
	Conner, Darion	LB	Jackson State	16/16	1995
	Culberson, Quinton	LB	Mississippi State	5/0	2009
	Hodge, Abdul	LB	Iowa	5/0	2010
	Klein, A.J.	LB	Iowa State	60/23	2013-2016
	Kyle, Jason	LS	Arizona State	128/0	2001-2008
	Onatolu, Kenny	LB	Nebraska-Omaha	4/0	2012
56, 46	Smith, Kelvin	LB	Syracuse	3/0	2009
56, 53	Baker, Myron	LB	Louisiana Tech	18/0	1996-1997
56, 94	Williams, Thomas	LB	Southern California	7/2	2010-2011
57	Cash, Jeremy	LB	Duke	8/0	2016
	Davis, Rod	LB	Southern Mississippi	1/0	2006
	Gachkar, Andrew	LB	Missouri	6/0	2017
	Glanton, Adarius	LB	Florida Atlantic	10/2	2014
	Jamison, Brandon	LB	West Georgia	19/0	2006-2007
	Lathon, Lamar	LB	Houston	48/48	1995-1998
	Senn, Jordan	LB	Portland State	66/7	2009-2013
	Towns, Lester	LB	Washington	55/30	2000-2003
	Tufts, Sean	LB	Colorado	15/0	2004-2005
57, 55	Connor, Dan	LB	Penn State	47/19	2008-2011; 2013
58	Childress, O.J.	LB	Clemson	0/0	2000
	Fields, Mark	LB	Washington State	29/25	2002-2004
	Holmberg, Rob	LB	Penn State	1/0	2001
	Humphrey, Deon	LB	Florida State	3/0	2000
	Royal, Andre	LB	Alabama	44/13	1995-1997
58, 47	<b>Davis, Thomas</b>	<b>S/LB</b>	<b>Georgia</b>	<b>164/146</b>	<b>2005-2017</b>
59	Armstead, Jesse	LB	Miami (Fla.)	0/0	2004
	Caldwell, Mike	LB	Middle Tennessee State	0/0	2003
	Gaither, Omar	LB	Tennessee	10/4	2011
	Hambrick, Darren	LB	South Carolina	9/8	2001
	Harris, Nic	LB	Oklahoma	15/4	2010
	Hawkes, Michael	LB	Virginia Tech	3/0	2000-2001
	Hill, Travis	LB	Nebraska	3/0	1995
	Jones, Ernest	LB	Oregon	20/0	1998-1999
	<b>Kuechly, Luke</b>	<b>LB</b>	<b>Boston College</b>	<b>86/86</b>	<b>2012-2017</b>
	Seward, Adam	LB	UNLV	40/2	2005-2008
	Simmons, Terrance	DT	Alabama State	2/0	2002
	Yeboah-Kodie, Phil	LB	Penn State	0/0	1995
59, 52	Minor, Kory	LB	Notre Dame	30/2	1999-2002
59, 54	Johnson, Landon	LB	Purdue	25/3	2008-2009
60	Browning, Bryant	G	Ohio State	1/0	2011
	Greeley, Bucky	C	Penn State	6/0	1996-1998
	Matthews, Kevin	C	Texas A&M	0/0	2014
	Mitchell, Jeff	C	Florida	78/78	2001-2005
	Peterson, Andrew	G	Washington	4/2	1995
	Shiver, Clay	G	Florida State	0/0	1999
	<b>Williams, Daryl</b>	<b>T</b>	<b>Oklahoma</b>	<b>39/28</b>	<b>2015-2017</b>
60, 92	Wilson, Gillis	DE	Southern	5/0	2000-2001
60, 93	Irvin, Corvey	DT	Georgia	2/0	2009-2010
61	Gaydosh, Linden	DT	Calgary	0/0	2013
	Kadela, Dave	T	Virginia Tech	1/0	2004-2006
	Landri, Derek	DT	Notre Dame	16/16	2009-2010
	Pressley, DeMario	DT	North Carolina State	1/0	2011
	Redmon, Anthony	G	Auburn	25/19	1998-1999
	Yankey, David	G	Stanford	6/0	2016-2017
61, 66, 65	<b>Silatolu, Amini</b>	<b>G</b>	<b>Midwestern State</b>	<b>48/31</b>	<b>2012-2015; 2017</b>
61, 75	Velasco, Fernando	G/C	Georgia	13/7	2014
61, 93, 77	<b>Love, Kyle</b>	<b>DT</b>	<b>Mississippi State</b>	<b>47/3</b>	<b>2014-2015; 2016-2017</b>



# ALL-TIME NUMERICAL ROSTER

62	Byers, Jeff	C/G	Southern California	22/7	2011-2013
	Pinkney, Cleveland	DT	South Carolina	2/0	2004
	Stuber, Tim	G	Colorado State	0/0	2002
	Washington, T.J.	T	Virginia Tech	0/0	2001
	Wendell, Ryan	C	Fresno State	1/0	2016
62, 74	Dennis, Mark	T	Illinois	28/17	1995-1996
63	Duckett, Damane	DT	East Carolina	2/0	2004
	Foucault, David	T	Montreal	5/1	2014-2015
	Hangartner, Geoff	C/G	Texas A&M	90/57	2005-2008; 2011-2012; 2013
	Morris, Chris	C	Michigan State	4/0	2010
	Nesbit, Jamar	C/G	South Carolina	53/45	1999-2002
	Rodenhauser, Mark	C	Illinois State	48/0	1995-1997
64	Chester, Larry	DT	Temple	11/5	2001
	Dexter, James	G	South Carolina	9/2	2000
	Ferrario, Bill	G	Wisconsin	0/0	2004
	Folkerts, Brian	C	Washburn	26/0	2013-2014
	Lacina, Corbin	G	Augustana	10/10	1998
	Peters, Scott	G	Arizona State	0/0	2006
	Petitti, Rob	T	Pittsburgh	5/0	2009, 2010
	Rigsbee, Jordan	T	California	0/0	2016
	Whitley, Curtis	C	Clemson	27/24	1995-1996
	Williams, Zack	C/G	Washington State	1/0	2012
65	Alecxi, Chas	DT	Pittsburgh	0/0	2016
	Donnalley, Kevin	G	North Carolina	38/38	2001-2003
	Garcia, Frank	G/C	Washington	91/84	1995-2000
	Tylski, Rich	G	Utah State	16/1	2004
	Williams, Garry	T/G	Kentucky	41/21	2009-2014
65, 61, 66	<b>Silatolu, Amini</b>	<b>G</b>	<b>Midwestern State</b>	<b>48/31</b>	<b>2012-2015; 2017</b>
65, 67	<b>Kalii, Ryan</b>	<b>C</b>	<b>Southern California</b>	<b>132/129</b>	<b>2007-2017</b>
65, 73	Bernadeau, Mackenzy	G	Benley	47/20	2008-2011
66	Gradkowski, Gino	C	Delaware	10/3	2016
	Montgomery, Will	G	Virginia Tech	6/4	2006
	Williams, Louis	G	Louisiana State	2/0	2001-2002
66, 61, 65	<b>Silatolu, Amini</b>	<b>G</b>	<b>Midwestern State</b>	<b>48/31</b>	<b>2012-2015; 2017</b>
66, 87	Campbell, Mathew	TE/T/G	South Carolina	69/58	1995-2000
66, 97	Taylor, Hilee	DE	North Carolina	16/0	2008-2010
67	Carstens, Jordan	DT	Iowa State	29/16	2004-2006
	Hayes, Brandon	T/G	Central State	7/0	1996
	Stoltenberg, Bryan	C/G	Colorado	38/18	1998-2000
67, 65	<b>Kalii, Ryan</b>	<b>C</b>	<b>Southern California</b>	<b>132/129</b>	<b>2007-2017</b>
68	Marrow, Mitch	DL	Pennsylvania	0/0	1998
	Neblett, Andre	DT	Temple	30/7	2010-2012
	Norwell, Andrew	G	Ohio State	55/54	2014-2017
	Vincent, Keydrick	G	Mississippi	30/30	2008-2009
	Wahle, Mike	G	Navy	45/45	2005-2007
69	Allen, Jared	DE	Idaho State	12/12	2015
	Green, Tyrone	G	Auburn	0/0	2015
	Gross, Jordan	T	Utah	167/167	2003-2013
	<b>Larsen, Tyler</b>	<b>C</b>	<b>Utah State</b>	<b>23/15</b>	<b>2016-2017</b>
	Miller, Les	DE	Fort Hays State	45/19	1996-1998
70	Farkas, Kevin	T	Appalachian State	0/0	1995
	Stewart, Todd	T	California	0/0	1997
	Terry, Chris	T	Georgia	57/57	1999-2002
	<b>Turner, Trai</b>	<b>G</b>	<b>Louisiana State</b>	<b>58/54</b>	<b>2014-2017</b>
	Wharton, Travelle	T/G	South Carolina	115/111	2004-2011; 2013
71	Austin, Thomas	G	Clemson	4/1	2012
	Davis, C.J.	G	Pittsburgh	7/0	2009-2010
	Kugbila, Edmund	G	Valdosta State	0/0	2013-2014
	Kragen, Greg	NT	Utah State	48/46	1995-1997
	Lucas, Al	DT	Troy State	20/0	2000-2001
	Mathis, Evan	G	Alabama	25/15	2005-2007

# ALL-TIME NUMERICAL ROSTER

ADMINISTRATION  
& COACHES

VETERANS

ROOKIES

2017 IN REVIEW

RECORDS

TEAM HISTORY

REFERENCE

	Miley, Arthur	DE	Southern	0/0	2015
	Shirley, Jason	DT	Fresno State	4/0	2011
	Smith, Fernando	DE	Jackson State	0/0	2002
	Terry, Rick	DT/DE	North Carolina	15/3	1998-1999
<b>71, 78</b>	Willig, Matt	T	Southern California	29/9	2003-2004
	France, Dan	T	Michigan State	0/0	2016-2017
<b>72</b>	Bond, Travis	T	North Carolina	2/0	2013
	Daniel, Robert	DE	Northwestern State (La.)	0/0	1999-2000
	Hughes, Kevin	T	Southeastern Louisiana	0/0	2014
	<b>Moton, Taylor</b>	<b>T</b>	<b>Western Michigan</b>	<b>16/0</b>	<b>2017</b>
	Nelson, Bruce	G	Iowa	15/1	2003-2004
	Regis, Micanor	DT	Miami (Fla.)	0/0	2014
	Robinson, Duke	G	Oklahoma	0/0	2009-2010
	Sciffes, Steve	G	Wyoming	1/0	1998
	Villa, Danny	LS	Arizona State	7/0	1998
<b>72, 73</b>	Bridges, Jeremy	T/G	Southern Mississippi	43/28	2006-2008; 2012
<b>72, 94</b>	Fua, Sione	DT/G	Stanford	27/12	2011-2013
<b>73</b>	Campbell, Bruce	T	Maryland	5/0	2012-2013
	Newton, Nate	G	Florida A&M	7/0	1999
	Oher, Michael	T	Mississippi	19/19	2015-2016
	Tuten, Melvin	T	Syracuse	32/8	2000-2003
	Wilson, Jamie	T	Marshall	0/0	1997
	<b>Van Roten, Greg</b>	<b>C</b>	<b>Penn</b>	<b>10/0</b>	<b>2017</b>
<b>73, 65</b>	Bernadeau, Mackenzy	G	Bentley	47/20	2008-2011
<b>73, 72</b>	Bridges, Jeremy	T/G	Southern Mississippi	43/28	2006-2008; 2012
<b>74</b>	Dingle, Antonio	DT	Virginia	3/0	1999-2000
	Fletcher, Derrick	G	Baylor	5/0	2002
	Graham, Derrick	T	Appalachian State	11/7	1995
	Janus, Paul	C	Northwestern	5/1	1998
	Ledford, Dwayne	G	East Carolina	0/0	2001
	McClover, Stanley	DE	Auburn	13/0	2006-2007
	Pollak, Mike	G	Arizona State	1/0	2012
	Remmers, Mike	T	Oregon State	37/37	2014-2016
	Schwartz, Geoff	T/G	Oregon	32/19	2009-2011
	Theus, John	T	Georgia	0/0	2017
<b>74, 62</b>	Dennis, Mark	T	Illinois	28/17	1995-1996
<b>75</b>	Hartwig, Justin	C	Kansas	17/16	2006-2007
	Hicks, Hayworth	G	Iowa State	0/0	2012
	Jones, Clarence	T	Maryland	27/27	1999-2000
	<b>Kalil, Matt</b>	<b>T</b>	<b>Southern California</b>	<b>16/16</b>	<b>2017</b>
	Siglar, Ricky	T	San Jose State	1/0	1998
	Skrepenak, Greg	G	Michigan	32/32	1996-1997
	Steussie, Todd	T	California	48/48	2001-2003
	Thomas, Hollis	DT	Northern Illinois	13/13	2009
	Webster, Larry	DE	Bloomsburg	1/0	2016
	Ziemba, Lee	T	Auburn	6/0	2011-2012
<b>75, 61</b>	Velasco, Fernando	G/C	Georgia	13/7	2014
<b>75, 79</b>	Scott, Chris	G	Tennessee	43/12	2013-2016
<b>76</b>	Batiste, D'Anthony	G	Louisiana-Lafayette	0/0	2006
	Childs, Jason	T	North Dakota	0/0	1995
	Davidds-Garrido, Norberto	G	Southern California	59/39	1996-1999
	Grigsby, Otis	DE	Kentucky	4/0	2007
	Hardy, Greg	DE	Mississippi	63/40	2010-2014
	Jordan, Leander	G	Indiana (Pa.)	13/5	2001-2002
	Omiyale, Frank	T	Tennessee Tech	10/1	2007-2008
	Reyes, Tutan	T/G	Mississippi	30/28	2002-2005
<b>77</b>	Bell, Byron	T	New Mexico	62/56	2011-2014
	Harris, Ra'Shon	DT	Oregon	2/0	2009
	Jenkins, Kris	DT	Maryland	85/79	2001-2007
	<b>Moore, Zach</b>	<b>DE</b>	<b>Concordia-St. Paul</b>	<b>0/0</b>	<b>2017</b>
<b>77, 61, 93</b>	<b>Love, Kyle</b>	<b>DT</b>	<b>Mississippi State</b>	<b>31/3</b>	<b>2014-2015; 2016</b>

# ALL-TIME NUMERICAL ROSTER

78	Brockermeyer, Blake	T	Texas	58/55	1995-1998
	Burton, Antwon	DT	Temple	2/0	2009
	Chandler, Nate	DT/T/G	UCLA	37/19	2012-2015
	Duckworth, Tim	G	Auburn	5/0	2010
	Fordham, Todd	T	Florida State	47/8	2004-2006
	Hawkins, Donald	T	Texas	7/0	2016
	James, Jenó	T/G	Auburn	55/28	2000-2003
	Martin, Emerson	G	Hampton (Va.)	2/1	1995
	Nwagbuo, Ogemdi	DT	Michigan State	4/1	2011
	Wells, Reggie	T/G	Clarion (Pa.)	5/0	2011
78, 71	France, Dan	T	Michigan State	0/0	2016-2017
78, 98	Hayden, Nick	DT	Wisconsin	26/13	2008-2010
79	Bohlinger, Rob	T	Wyoming	13/1	1998
	Brzezinski, Doug	G	Boston College	9/8	2003-2004
	Butler, Rashad	T	Miami (Fla.)	0/0	2006
	<b>Iddings, Drew</b>	<b>DT</b>	<b>South Dakota</b>	<b>0/0</b>	<b>2017</b>
	Love, Sean	G	Penn State	11/1	1995
	Maumau, Viliami	DT	Colorado	1/0	1999
	Otah, Jeff	T	Pittsburgh	29/29	2008-2011
79, 75	Scott, Chris	G	Tennessee	43/12	2013-2016
80	Baker, Eugene	WR	Kent State	4/0	2003-2004
	Heinrich, Keith	TE	Sam Houston State	4/0	2002
	Jarrett, Dwayne	WR	Southern California	32/3	2007-2010
	Shockey, Jeremy	TE	Miami (Fla.)	15/13	2011
	Simonson, Scott	TE	Assumption	14/1	2015-2017
	Stone, Dwight	WR	Middle Tennessee State	64/0	1995-1998
	Thomas, Devin	WR	Michigan State	1/0	2010
80, 15	Turner, Jim	WR	Syracuse	0/0	1998-2001
80, 84, 49	Broughton, Luther	TE	Furman	31/4	1997-1998; 2001
81	Avant, Jason	WR	Michigan	11/0	2014
	Bright, Anthony	WR	Valencia CC	1/0	2002
	Ismail, Raghib	WR	Notre Dame	42/22	1996-1998
	Jones, Reggie	WR	Louisiana State	1/0	1995
	Moore, Kenny	WR	Wake Forest	12/1	2008-2009
	Norwood, Kevin	WR	Alabama	1/0	2015
	Pilares, Kealoha	WR	Hawaii	20/0	2011-2013
	Proehl, Ricky	WR	Wake Forest	48/5	2003-2005
<b>81, 14</b>	<b>Frazier, Mose</b>	<b>WR</b>	<b>Memphis</b>	<b>1/0</b>	<b>2017</b>
81, 88	Hayes, Donald	WR	Wisconsin	51/31	1998-2001
82	Barnidge, Gary	TE	Louisville	63/11	2008-2012
	Beebe, Don	WR	Chadron State	14/1	1995
	Byrd, Isaac	WR	Kansas	43/12	2000-2002
	Cotchery, Jerricho	WR	North Carolina State	29/16	2014-2015
	<b>Manhertz, Chris</b>	<b>TE</b>	<b>Canisius</b>	<b>20/4</b>	<b>2016-2017</b>
	Metcalf, Eric	WR	Texas	16/1	1999
	Seidman, Mike	TE	UCLA	43/15	2003-2006
82, 24	Bates, Michael	WR/RB	Arizona	76/0	1996-00; 2002
83	Black, Nathan	WR	Northwestern State (La.)	5/0	2002
	Carrier, Mark	WR	Nicholls State	57/36	1995-1998
	Colbert, Keary	WR	USC	55/42	2004-2007
	Jeffers, Patrick	WR	Virginia	24/10	1999-2001
	Martin, Charly	WR	West Texas A&M	8/0	2009-2010
	Murphy, Louis	WR	Florida	16/5	2012
	Young, Walter	WR	Illinois	7/0	2003
83, 18	Black, Nathan	WR	Northwestern State (La.)	5/0	2002
84	Burke, Paul	TE	Idaho	0/0	1996
	Crawford, Casey	TE	Virginia	11/1	2000-2001
	Dickson, Ed	TE	Oregon	64/41	2014-2017
	Gaines, Michael	TE	Central Florida	42/21	2004-2006
	Guliford, Eric	WR	Arizona State	14/9	1995
	Hartsock, Ben	TE	Ohio State	43/9	2011-2013
	Jones, Mark	WR	Tennessee	16/0	2008
	Wiggins, Jermaine	TE	Georgia	27/12	2002-2003

ADMINISTRATION  
& COACHES

VETERANS

ROOKIES

2017 IN REVIEW

RECORDS

TEAM HISTORY

REFERENCE

# ALL-TIME NUMERICAL ROSTER

ADMINISTRATION  
& COACHES

VETERANS

ROOKIES

2017 IN REVIEW

RECORDS

TEAM HISTORY

REFERENCE

84, 16	Wiggins, Brian	WR	Texas Southern	0/0	1995
84, 49, 80	Broughton, Luther	TE	Furman	31/4	1997-1998; 2001
84, 89	Carruth, Rae	WR	Colorado	22/20	1997-1999
85	Broussard, Jamall	WR	San Jose State	8/0	2004
	Dyson, Kevin	WR	Utah	1/0	2003
	Samp, Chris	WR	Winona State	0/0	2006
	Tillman, Lawyer	TE	Auburn	5/0	1995
	Walls, Wesley	TE	Mississippi	98/96	1996-2002
86	Adams, Darvin	WR	Auburn	2/0	2011
	Byrd, LaRon	WR	Miami (FL)	0/0	2016
	Fauria, Christian	TE	Colorado	15/4	2007
	Green, Willie	WR	Mississippi	31/17	1995-1996
	Mangum, Kris	TE	Mississippi	126/61	1997-2006
	Williams, Brandon	TE	Oregon	25/0	2013-2015
87	Clowney, David	WR	Virginia Tech	10/0	2010
	Gardner, Rod	WR	Clemson	11/0	2005
	Hill, Stephen	WR	Georgia Tech	0/0	2015
	Hixon, Domenik	WR	Akron	15/0	2013
	Muhammad, Muhsin	WR	Michigan State	155/141	1996-2004, 2008-2009
87, 47	King, Jeff	TE	Virginia Tech	76/62	2006-2010
87, 66	Campbell, Mathew	TE/T/G	South Carolina	69/58	1995-2000
88	Kinchen, Brian	TE	Louisiana State	32/0	1999-2000
	Metzelaars, Pete	TE	Wabash	14/14	1995
	<b>Olsen, Greg</b>	<b>TE</b>	<b>Miami (Fla.)</b>	<b>103/100</b>	<b>2011-2017</b>
	Rosario, Dante	TE	Oregon	62/22	2007-2010
88, 14	Hankton, Karl	WR	Trinity College (Ill.)	104/1	2000-2006
88, 81	Hayes, Donald	WR	Wisconsin	51/31	1998-2001
88, 89	Rasby, Walter	TE	Wake Forest	39/5	1995-1997
89	Burks, Dialleo	WR	Eastern Kentucky	1/0	1999-2000
	Ellis, Elbert	WR	Pittsburgh	0/0	1995
	Mills, Ernie	WR	Florida	10/5	1997
	Smith, Steve	WR	Utah	182/161	2001-2013
	Tucker, Syii	TE	Miami	0/0	1996
	Uwaezuoke, Iheanyi	WR	California	11/2	2000
89, 19	Burks, Dialleo	WR	Eastern Kentucky	1/0	1999-2000
89, 84	Carruth, Rae	WR	Colorado	22/20	1997-1999
89, 88	Rasby, Walter	TE	Wake Forest	39/5	1995-1997
90	Alexander, Frank	DE	Oklahoma	29/6	2012-2015
	<b>Peppers, Julius</b>	<b>DE</b>	<b>North Carolina</b>	<b>138/125</b>	<b>2002-2009; 2017</b>
	Philion, Ed	NT	Ferris State	0/0	1996
	Posey, Jeff	LB	Southern Miss.	4/0	2001
	Selvie, George	DE	South Florida	4/0	2011
	Soliai, Paul	DT	Utah	10/1	2016
	Zgonina, Jeff	NT	Purdue	2/0	1995
90, 95	Morabito, Tim	DT	Boston College	48/37	1997-2000
91	Brown, Everette	DE	Florida State	28/3	2010
	Cole, Colin	DT	Iowa	33/23	2013-2015
	<b>Cox, Jr., Bryan</b>	<b>DE</b>	<b>Florida</b>	<b>7/0</b>	<b>2017</b>
	Delaire, Ryan	DE	Towson	15/0	2015-2016
	Fields, Ronald	DT	Mississippi State	6/0	2011
	Gibson, Gary	DT	Rutgers	12/0	2007-2008
	Greene, Kevin	LB	Auburn	47/47	1996; 1998-1999
	Jordan, Omari	DT	Buffalo	5/0	2004
	Killings, Cedric	DT	Carson-Newman	4/0	2001
	Milem, John	DE	Lenoir-Rhyne	2/0	2001
	Smith, Chuck	DE	Tennessee	2/2	2000
	Taves, Josh	DE	Northeastern	5/0	2002
	Teeter, Mike	DT	Michigan	0/0	1995
	Wilson, Kion	LB	South Florida	5/0	2011
92	<b>Butler, Vernon</b>	<b>DT</b>	<b>Louisiana Tech</b>	<b>24/0</b>	<b>2016-2017</b>
	Colston, Tim	DT	Kansas State	2/0	1996
	Edwards, Dwan	DT	Oregon State	53/17	2012-2015

# ALL-TIME NUMERICAL ROSTER

	Fatafehi, Mario	DT	Kansas State	6/0	2002
	Haye, Jovan	DE	Vanderbilt	2/0	2005
	Lewis, Damione	DT	Miami (Fla.)	62/36	2006-2009
	Norwood, Eric	DE	South Carolina	28/0	2010-2011
	Pittman, Kavika	DE	McNeese State	2/0	2003-2004
	Price, Shawn	DE	Pacific	16/0	1995
	Raybon, Israel	DE	North Alabama	9/0	1997
	White, Reggie	DE	Tennessee	16/16	2000
92, 60	Wilson, Gillis	DE	Southern	5/0	2000-2001
92, 94	Saleh, Tarek	LB	Wisconsin	14/1	1997-1998
93	Applewhite, Antwan	DE	San Diego State	17/4	2011-2012
	Blackburn, Chase	LB	Akron	19/9	2013-2014
	Edwards, Lavar	DE	Louisiana State	5/0	2016
	Fox, Mike	DE	West Virginia	54/43	1995-1998
	Rucker, Mike	DE	Nebraska	139/106	1999-2007
	Tyler, Tank	DT	North Carolina State	6/0	2009
	Walker, Darwin	DT	Tennessee	10/2	2008
	Leonard, Louis	DT	Fresno State	4/1	2009-2010
	Moorehead, Kindal	DT	Alabama	75/13	2003-2007
93, 60	Irvin, Corvey	DT	Georgia	2/0	2009-2010
93, 77, 61	<b>Love, Kyle</b>	<b>DT</b>	<b>Mississippi State</b>	<b>47/3</b>	<b>2014-2015; 2016-2017</b>
94	Ealy, Kony	DE	Missouri	47/15	2014-2016
	Gilbert, Sean	DE/DT	Pittsburgh	64/56	1998-2002
	<b>Hall, Daeshon</b>	<b>DE</b>	<b>Texas A&amp;M</b>	<b>1/0</b>	<b>2017</b>
94, 56	Williams, Thomas	LB	Southern California	7/2	2010-2011
94, 72	Fua, Sione	DT/G	Stanford	27/12	2011-2013
94, 92	Saleh, Tarek	LB	Wisconsin	14/1	1997-1998
95	Johnson, Charles D.	DE	Georgia	146/114	2007-2017
	Lloyd, Greg	LB	Fort Valley State	16/14	1998
	Thomas, Mark	DE	North Carolina State	22/0	1995-1996
	Wells, Dean	LB	Kentucky	45/27	1999-2001
95, 90	Morabito, Tim	DT	Boston College	48/37	1997-2000
96	Brayton, Tyler	DE	Colorado	46/45	2008-2010
	Edwards, Antonio	DE	Valdosta State	14/7	1999
	Edwards, Ron	DT	Texas A&M	11/11	2011-2012
	<b>Horton, Wes</b>	<b>DE</b>	<b>Southern California</b>	<b>61/27</b>	<b>2013-2017</b>
	King, Sean	DE	NE Louisiana	39/2	1995-1998
	Wallace, Al	DE	Maryland	80/10	2002-2006
	Williams, Jay	DE	Wake Forest	32/27	2000-2001
96, 55	Curry, Donte	LB	Morris Brown	20/0	2007-2008
97	<b>Addison, Mario</b>	<b>DE</b>	<b>Troy</b>	<b>80/4</b>	<b>2012-2017</b>
	Brown, Tony	DT	Memphis	1/0	2006
	Fields, Jeff	DT	Arkansas State	2/0	1995
	Jeter, Tommy	DE	Texas	1/0	1996
	McClain, Terrell	DT	South Florida	12/12	2011
	Peter, Jason	DE	Nebraska	38/20	1998-2001
	Rasmussen, Kemp	DE	Indiana	50/0	2002-2005
	Shaw, Tim	LB	Penn State	14/0	2007
	Turnbull, Renaldo	LB	West Virginia	16/2	1997
97, 66	Taylor, Hilee	DE	North Carolina	14/0	2008-2010
98	Burton, Shane	DT	Tennessee	32/8	2002-2003
	Ellison, Atiyah	DT	Missouri	0/0	2005
	Keiser, Thomas	DE	Stanford	12/0	2011-2012
	Lotulelei, Star	DT	Utah	76/75	2013-2017
	Parker, J'Vonne	DT	Rutgers	1/0	2008
	Sasa, Don	DE	Washington State	2/0	1997-1998
	Swann, Eric	DT	none	16/3	2000
	Tuaolo, Esera	DT	Oregon State	12/0	1999
	Williams, Gerald	DE	Auburn	37/35	1995-1997
98, 78	Hayden, Nick	DT	Wisconsin	26/13	2008-2010
99	Buckner, Brentson	DT	Clemson	71/65	2001-2005
	Johnson, Ed	DT	Penn State	12/6	2010

ADMINISTRATION  
& COACHES

VETERANS

ROOKIES

2017 IN REVIEW

RECORDS

TEAM HISTORY

REFERENCE

# ALL-TIME NUMERICAL ROSTER

Kearse, Frank	DT	Alabama A&M	14/8	2011-2012
Kemoatu, Maake	DT	Utah	46/40	2006-2009
McKinley, Alvin	DT	Mississippi State	7/0	2000-2001
Nunley, Jeremy	DE	Alabama	0/0	1995
Seals, Ray	DE	none	14/7	1997
<b>Short, Kawann</b>	<b>DT</b>	<b>Purdue</b>	<b>80/57</b>	<b>2013-2017</b>
Wiley, Chuck	DE	Louisiana State	16/16	1998-1999

For inclusion, a player must be on the active 53-man roster for a minimum of one game or on injured reserve for a minimum of six games.

# ALL-TIME PRACTICE SQUAD ROSTER

	POS	SCHOOL	YEARS
<b>A</b>			
Adams, Darvin	WR	Auburn	2011
Alexih, Chas	DT	Pittsburgh	2015
Alexander, Lorenzo	LB	California	2005
Alford, Dominic	G	Minnesota	2012
Allen, Roger	G	Missouri Western State	2011
Aguayo, Roberto	QB	Florida State	2017
Armah, Alex	FB	West Georgia	2017
Arp, Donovan	DT	Louisville	2002
Askew, Nate	TE	Texas A&M	2015
Austin, Thomas	C	Clemson	2012
Ayi, Kole	LB	Massachusetts	2003
<b>B</b>			
Baker, Donnell	WR	Southern	1996
Ball, Lavar	TE	California State-Los Angeles	1995
Basanez, Brett	QB	Northwestern	2006, 2008
Baylis, Evan	TE	Oregon	2017
Bender, Jacob	T	Nicholls State	2010
Berger, Joe	C	Michigan Tech	2005
Bergeron, David	LB	Stanford	2005
Bersin, Brenton	WR	Wofford College	2013
Best, Dan	T	Western Carolina	1999, 2000
Biddle, Taye	WR	Mississippi	2006
Bigger, Zeek	DE	East Carolina	2017
Birmingham, Decori	RB	Arkansas	2007, 2008, 2009
Black, Nathan	WR	Northwestern State	2002
Blackman, Jon	T	Purdue	2000
Blanchard, Matt	QB	Wisconsin-Whitewater	2013
Blechen, Brian	S	Utah	2015, 2016
Bright, Anthony	WR	Valencia CC	2001, 2002
Brinkley, Casper	DE	South Carolina	2008
Brown, Richie	LB	Mississippi State	2017
Brown, Tony	DT	Memphis State	2003
Browning, Bryant	G	Ohio State	2011, 2012
Bryant, Lamont	WR	Morgan State	2012
Buchanon, William	WR	Southern California	2008
Burke, Paul	TE	Idaho	1995
Burks, Dialleo	WR	Eastern Kentucky	1999
Burney, Kendric	CB	North Carolina	2011, 2012
Burns, Antoine	WR	Minnesota	2004
Burton, Pierce	T	Mississippi	2015
Butker, Harrison	K	Georgia Tech	2017
Byers, Jeff	C	Southern California	2011
Byndom, Carrington	CB	Texas	2014, 2015
Byrd, Damiere	WR	South Carolina	2015, 2016
<b>C</b>			
Canonico, Ed	S	Sacramento State	2004, 2007
Cantwell, Hunter	QB	Louisville	2009
Carr, William	DT	Michigan	1997
Carstens, Jordan	DT	Iowa State	2004
Carter, Jason	WR	Texas A&M	2007
Chandler, Jeff	K	Florida	2004
Chandler, Nate	T	UCLA	2012
Chery, Jason	WR	Louisiana-Lafayette	2009
Chisolm, Garrett	T	South Carolina	2011
Ciurciu, Vinny	LB	Boston College	2003
Clausell, Blaine	T	Mississippi State	2016, 2017

ADMINISTRATION  
& COACHES

VETERANS

ROOKIES

2017 IN REVIEW

RECORDS

TEAM HISTORY

REFERENCE

# ALL-TIME PRACTICE SQUAD ROSTER

ADMINISTRATION  
& COACHES

VETERANS

ROOKIES

2017 IN REVIEW

RECORDS

TEAM HISTORY

REFERENCE

Clemons, Toney	WR	Colorado	2013
Colston, Tim	DT	Kansas State	1996
Cooper, Deke	S	Notre Dame	2002
Cox, Jr., Bryan	DE	Florida	2017
Cox, Jamal	LB	Georgia Tech	1995
Cox, Rakim	DE	Villanova	2015
Craig, Angelo	DE	Cincinnati	2008
Craig, Dameyune	QB	Auburn	1998
Cramer, Casey	FB	Dartmouth	2005
Crume, Eric	DT	Syracuse	2016, 2017
D			
Daniel, Darryl	WR	Syracuse	2000, 2001
Davis, C.J.	G	Pittsburgh	2010
Davis, Charles	TE	Purdue	2006
Davis, Tanard	CB	Miami	2007
De La Puente, Brian	C	California	2009
Deligianis, Harry	DT	Youngstown State	1999
Demaree, Chris	DE	Kentucky	2003
Dennis, Derek	G	Temple	2014
Denton, Robert	T	Michigan State	1996
Dillard, Phillip	LB	Nebraska	2011
Dismukes, Reese	C	Auburn	2015
Dixon, Travell	S	Washington	2016
Doggett, Derrick	LB	Oregon State	2010
Dominguez, Ray	G	Arkansas	2012
Dorley, Doug	C	Bowling Green State	2000
Dowling, Ras-i	CB	Virginia	2015
Draper, Shawn	T	Alabama	2002
Droege, Rob	T	Missouri	2006
Dubuc, Deitan	TE	Michigan	2003
Duckett, Damane	T	East Carolina	2004
Duke, Austin	WR	Charlotte	2017
Duhart, Tommie	DT	Valdosta State	2010
Duncan, Rashaad	T	Pittsburgh	2009
E			
Ellison, Atiyah	DE	Missouri	2005
Emanuel, Ben	S	UCLA	2005
Evans, Maurice	DE	Penn State	2009
Evans, Willie	DE	Mississippi State	2007
F			
Farkas, Kevin	T	Appalachian State	1995
Farley, Scott	S	Williams College	2004
Feighery, Kevin	P	U.S. Merchant Marine Academy	1995
Fletcher, Derrick	G	Baylor	2001
Fields, Jeff	DT	Arkansas State	1995
Fields, Joe	S	Syracuse	2008
Fleming, Antonio	G	Georgia	1998
Folkerts, Brian	C	Washburn	2013
Foucault, David	T	Montreal	2015
Franklin, Brad	CB	Louisiana-Lafayette	2002
Franklin, Jerry	LB	Arkansas	2012
Frazier, Mose	WR	Memphis	2017
Freeman, Marcus	TE	Notre Dame	2007
Fry, Dustin	C	Clemson	2009
G			
Garrett, Keyarris	WR	Tulsa	2016, 2017
Gatson, Greg	CB	Arkansas	2013
Gerhart, Garth	C	Arizona State	2013
Ghee, Patrick	S	Wake Forest	2007



# ALL-TIME PRACTICE SQUAD ROSTER

Gibson, Gary	DT	Rutgers	2007
Gilbert, Garrett	QB	Southern Methodist	2017
Glanton, Adarius	LB	Florida Atlantic	2014
Greeley, Bucky	C	Penn State	1996
Green, Jared	WR	Southern	2012
Green, Lamont	LB	Florida State	1999
Greene, Kevin	TE	Southern California	2014
Greene, Scott	FB	Michigan State	1996
Grigsby, Otis	DE	Kentucky	2006, 2007
Guy, Trent	WR	Louisville	2010
<b>H</b>			
Hannon, Chris	WR	Tennessee	2007
Hardy, Jermaine	S	Virginia	2005
Harris, Joey	RB	Purdue	2004
Harris, Sunny	DT	Oregon	2009
Hasselbeck, Tim	QB	Boston College	2002
Hawkes, Michael	LB	Virginia Tech	2000, 2001
Hayden, Nick	DT	Wisconsin	2008
Haynes, Alex	RB	Central Florida	2005, 2006, 2007
Henry, Marcus	WR	Kansas	2010
Hilbert, Jon	K	Louisville	2002
Hill, Efreem	WR	Samford	2005, 2006
Hill, Eric	CB	Colorado State	2006
Hilton, Isaac	DE	Hampton	2004
Hines, Jermale	S	Ohio State	2011
Hixson, Nick	CB	Hillsdale College	2012
Hodel, Nathan	LS	Illinois	2001
Hodges, Bucky	TE	Virginia Tech	2017
Hood, Kerry	WR	South Carolina	2000
Houghton, Mike	C	San Diego State	2003, 2004
Humphrey, Jay	G	Texas	2002
Hypolite, George	DT	Colorado	2009
<b>I</b>			
Irvin, Corvey	DT	Georgia	2010
Ivy, Mortty	LB	West Virginia	2009
<b>J</b>			
Jacobs, Ben	LB	Fresno State	2013
Jackson, Dexter	WR	Appalachian State	2009
Jackson, Eddie	CB	Arkansas	2004
Jackson, Kenny	LB	Nevada	2002
Jackson, Rashawn	FB	Virginia	2010
Jackson, Steven	FB	Clemson	2006
Jackson, Waverly	T	Virginia Tech	1997
Janus, Paul	C	Northwestern	1998, 1999
Jasper, Mike	C	Bethel College	2013
Jefferson, D.C.	TE	Rutgers	2013
Johnson, Adam	LS	Buffalo State	2004
Johnson, Dorian	G	Pittsburgh	2017
Johnson, J.R.	LB	Syracuse	2003
Johnson, Jeremiah	RB	Oregon	2010
Johnson, Paris	LB	Miami (Ohio)	2001
Johnson, Rob	WR	Western Illinois	2002
Johnson, Robert	TE	Auburn	2006
Jones, Jamaal	WR	Montana	2017
Jones, Julian	S	Missouri	2002
Jones, Reggie	WR	Louisiana State	1995
Jordan, Omari	DT	Buffalo	2003
Joseph, Alex	LB	Temple	2010

ADMINISTRATION  
& COACHES

VETERANS

ROOKIES

2017 IN REVIEW

RECORDS

TEAM HISTORY

REFERENCE

# ALL-TIME PRACTICE SQUAD ROSTER

ADMINISTRATION  
& COACHES

VETERANS

ROOKIES

2017 IN REVIEW

RECORDS

TEAM HISTORY

REFERENCE

<b>K</b>			
Kadela, Dave	T	Virginia Tech	2006
Kane, Morgan	RB	Wake Forest	2001
Kearse, Frank	DT	Alabama A&M	2012
Keiser, Thomas	LB	Stanford	2011
Khayat, Bill	TE	Duke	1997
King, Tavarres	WR	Georgia	2014
Kush, Eric	G	California (Pa.)	2015
<b>L</b>			
Lafavor, Tron	DT	Florida	2004
Larsen, Tyler	C	Utah State	2016
Latsko, Billy	FB	Florida	2007, 2008
Layne, George	FB	Texas Christian	2003
Lester, Robert	S	Alabama	2013
Leverette, Otis	DE	UAB	2005
Lucas, Al	DT	Troy State	2000
Lucas, Marcus	TE	Missouri	2014
Lytle, Matthew	QB	Pittsburgh	1999
<b>M</b>			
Maddox, Nick	RB	Florida State	2004
Mangum, Kris	TE	Mississippi	1997
Martin, Charly	WR	West Texas A&M	2009
Martin, Emerson	G	Hampton	1995
Martinez, Adrian	G	Colorado State	2010
Maumau, Viliami	DT	Colorado	1998
McCullough, Sultan	RB	Southern California	2004
McCullum, Justin	WR	Stanford	2006
McDermott, Shane	G	Miami	2015
McDonald, Andrew	T	Indiana	2013, 2014
McFadden, Kimario	S	South Carolina State	2014
McIlwain, Kamaal	CB	Newberry College	2012
McMahan, Kevin	WR	Maine	2008
Miller, Ace	LB	UTEP	2014
Minor, Kory	LB	Notre Dame	1999
Montgomery, Joe	RB	Ohio State	2002
Moore, Devin	RB	Wyoming	2009
Moore, Eric	DE	Florida State	2009
Moore, Zach	DE	Concordia	2017
Morton, Christian	CB	Illinois	2006
Murphy, Shawn	G	Utah State	2010
<b>N</b>			
Nelson, Jonathan	S	Oklahoma	2011
Null, Keith	QB	West Texas A&M	2010
<b>O</b>			
O'Connor, Adam	T	William & Mary	2006
O'Sullivan, J.T.	QB	California-Davis	2006
Obada, Efe	DE	none	2017
Olson, Drew	QB	UCLA	2007
<b>P</b>			
Palmer, Jonathan	G	Auburn	2008
Parker, Billy	CB	William & Mary	2005, 2006
Parker, Ron	S	Newberry College	2012
Parker, Sirr	RB	Texas A&M	1999
Parms, Damian	S	Florida Atlantic	2017
Perry, Wilmont	RB	Livingstone College	2000
Peters, Scott	G	Arizona State	2005
Pociask, Jason	FB	Wisconsin	2009
Poole, Tauren	RB	Tennessee	2013, 2014

# ALL-TIME PRACTICE SQUAD ROSTER

Porter, Quinton	QB	Boston College	2007
Presley, De'Andre	WR	Appalachian State	2013, 2014
Pressley, DeMario	DT	North Carolina State	2011
Purcell, Mike	DT	Wyoming	2017
<b>R</b>			
Reaves, Darrin	RB	UAB	2014
Reddick, Nakia	S	Central Florida	1997
Reed, Rod	G	Louisiana State	2004
Regis, Micanor	DT	Miami	2014
Riley, Eron	WR	Duke	2010
Riley, Rueben	T	Michigan	2007
Roberson, Cordell	WR	Stephen F. Austin State	2013
Rodgers, Jake	T	Eastern Washington	2016
Rodriguez, Robert	LB	UTEP	2005
Roh, Craig	DE	Michigan	2013
Rosario, Nelson	TE	UCLA	2012
Rountree, Glenn	G	Clemson	1998
Royal, Andre	LB	Alabama	1995
Running, Mitch	WR	Kansas State	1997
Russell, Anderson	S	Ohio State	2012
Rutherford, Rod	QB	Pittsburgh	2004
Ryan, Titus	WR	Concordia College	2008
<b>S</b>			
Salley, Nate	S	Ohio State	2006
Samp, Chris	WR	Winona State	2005
Sampson, Kevin	T	Syracuse	2007
Sanchez, Zack	CB	Oklahoma	2016, 2017
Sandland, Beau	TE	Montana State	2016
Santucci, Dan	C	Notre Dame	2010
Sasa, Don	DT	Washington State	1998
Schwartz, Geoff	G	Oregon	2008
Seastrunk, Lache	RB	Baylor	2014
Seaverns, Justin	LB	Appalachian State	2003
Shaw, James	WR	Jacksonville State	2013
Sheets, Kory	RB	Purdue	2011
Shirley, Jason	DE	Fresno State	2011
Simonson, Scott	TE	Assumption	2015
Simmons, Jalen	RB	South Carolina State	2016, 2017
Simmons, Terrance	T	Alabama State	2002
Sims, Wes	G	Oklahoma	2006
Slater, Pearce	T	San Diego State	2016
Smith, Armond	RB	Union College	2012, 2013
Smith, Greg	TE	Texas	2011
Smith, Kelvin	LB	Syracuse	2009
Snead, Willie	WR	Ball State	2014
Southward, Dezmen	S	Wisconsin	2017
St. Pierre, Brian	QB	Boston College	2010
Stanford, R.J.	CB	Utah	2010
Stephens, Travis	RB	Tennessee	2003
Stewart, Todd	T	California	1997, 1998
Stuber, Tim	G	Colorado State	2002
Sullivan, Reggie	S	Johnson C. Smith	2011
Sutter, Ryan	S	Colorado	1998
<b>T</b>			
Tarpinian, Jeff	LB	Iowa	2013
Taylor, Terrance	DT	Michigan	2009
Thompson, Tyrus	T	Oklahoma	2016
Tufts, Sean	LB	Colorado	2004, 2005
Turner, Jim	WR	Syracuse	2001

ADMINISTRATION  
& COACHES

VETERANS

ROOKIES

2017 IN REVIEW

RECORDS

TEAM HISTORY

REFERENCE

# ALL-TIME PRACTICE SQUAD ROSTER

U			
Upshaw, Chad	TE	Buffalo	2007
V			
Vaughan, Josh	RB	Richmond	2010, 2011
Vaughn, Chip	S	Wake Forest	2011
Vaughn, Khaleed	DE	Clemson	2005
W			
Walker, Casey	DT	Oklahoma	2013, 2014
Walker, Marcus	CB	Oklahoma	2009
Wallace, Eric	TE	Seattle	2016
Wallace, Martin	G	Temple	2014
Ware, Sean	LB	New Hampshire	2010
Washington, T.J.	T	Virginia Tech	2001
Weaver, Alton	DT	Oklahoma State	1999
Webster, Larry	DE	Bloomsburg	2016
Wiggins, Brian	WR	Texas Southern	1995, 1996
Wilder, Sam	G	Colorado	2006
Wilds, Garnell	CB	Virginia Tech	2005
Williams, Lorenzo	DT	Missouri	2008
Williams, Louis	C	Louisiana State	2001, 2003
Williams, Thomas	LB	Southern California	2010
Williams, Zack	C	Washington State	2012
Wilson, C.J.	CB	Baylor	2007
Wilson, Gillis	DE	Southern	2000
Wilson, Kion	LB	South Florida	2011
Wilson, Lawrence	LB	Connecticut	2011
Wusu, Timi	LB	Stanford	2006
Y			
Yamini, Bashir	WR	Iowa	2002
Yankey, David	G	Stanford	2016
Yeboah-Kodie, Phil	LB	Penn State	1995
Young, Lou	CB	Georgia Tech	2014, 2015, 2016

# TEAM CHRONOLOGY

ADMINISTRATION  
& COACHES

VETERANS

ROOKIES

2017 IN REVIEW

RECORDS

TEAM HISTORY

REFERENCE

499

## 1987

- April 16 Jerry Richardson approaches NationsBank Chairman Hugh McColl about the idea of bringing an NFL team to the Carolinas.
- July 16 Jerry and Mark Richardson; NationsBank Chairman and Chief Executive Officer Hugh McColl, Jr.; attorney Richard Thigpen, Jr.; Max Muhleman of Muhleman Marketing and John Lewis of Arthur Andersen and Company meet in Charlotte to discuss the feasibility of entering the multi-city competition for two NFL expansion franchises.
- August 21 Mark Richardson travels to Kansas City, Missouri, to select HOK Sports Facilities Group as the architects for an NFL stadium, later named Ericsson Stadium.
- December 15 Jerry Richardson officially announces an NFL franchise bid and the stadium effort for the Carolinas and begins lobbying NFL owners.

## 1988

- July 1 Jerry Richardson announces the near completion of franchise financing plans and the selection of four possible stadium sites — two in York County, South Carolina, and two in North Carolina.

## 1989

- April 11 Mike McCormack, a Hall of Fame lineman with the Cleveland Browns and former president, general manager and head coach of the Seattle Seahawks, joins Richardson Sports as executive consultant for the Carolinas NFL expansion effort.
- August 20 At “Carolinas Kickoff ‘89” staged by Richardson Sports, a sellout crowd of 52,855 in Raleigh’s Carter-Finley Stadium watches the New York Jets and Philadelphia Eagles, demonstrating the region’s support of NFL football in the Carolinas.
- September 5 Jerry Richardson announces the formation of a 12-member partnership group to bolster his expansion effort.
- December 15 Richardson Sports selects a site in uptown Charlotte as the future site of a privately financed NFL stadium, which will seat more than 70,000 people.

## 1990

- August 11 “Carolinas Kickoff II” features the Washington Redskins and the Atlanta Falcons in a game billed as the “Backyard Battle” before a sellout crowd of 52,036 Carolinians, this time at Kenan Stadium in Chapel Hill, North Carolina.

## 1991

- February 26 F.N. Thompson Company of Charlotte is selected as the general contractor for the later-named Ericsson Stadium.
- June 26 South Carolina Governor Carroll Campbell and North Carolina Governor Jim Martin officially announce their support of NFL expansion in the Carolinas through the formation of a blue-ribbon committee of leading citizens from both states.
- August 24 69,117 fans cram Williams-Brice Stadium in Columbia, South Carolina for the “Victory Bowl” or “Carolinas Kickoff III” between the Washington Redskins and New York Jets. The crowd represents the largest neutral-site attendance for an NFL exhibition game in 10 years.
- September 13 Richardson Sports submits a formal community application for a Carolinas NFL franchise along with a \$100,000 deposit. This application outlines demographics and other market statistics and NationsBank commitment to finance the stadium.
- September 30 Richardson Sports submits a partnership application for a Carolinas franchise.
- December 10 Richardson Sports representatives make Carolina’s presentation to NFL Commissioner Paul Tagliabue, President Neil Austrian and their staff in New York.

## 1992

- March 18 At the NFL owners meeting in Phoenix, the NFL reduces the number of expansion hopefuls from 11 to seven with the Carolinas’ bid making the cut.
- May 20 At the league meeting in Pasadena, California, the NFL cuts the list of expansion hopefuls to five communities — including the Carolinas.
- September 1 Jerry and Mark Richardson present a stadium financing plan to NFL officials at a meeting in Charlotte. Although no details are revealed publicly, the Richardsons disclose that no public money would be used to finance the stadium. This financing plan involves the sale of Permanent Seat Licenses (PSLs).
- October 20 At the NFL owners meeting in Chicago, league officials delay expansion until 1993 because of a labor dispute involving the players’ union collective bargaining agreement.

## 1993

- March 23 At the league meeting in Palm Desert, California, NFL owners announce the final timetable for expansion with plans calling for two teams to be awarded in October 1993.
- April 20 The NFL gives approval to Richardson Sports’ plan to privately finance a 72,300-seat stadium with the sale of Permanent Seat Licenses (PSLs).
- May 6 The NFL and its players reach a landmark settlement regarding a seven-year collective bargaining agreement, clearing the way for expansion.
- May 20 Jerry Richardson unveils a model and renderings of the Panther blue, silver and black, 72,300-seat stadium that would house an NFL expansion team for the Carolinas.
- May 25 At the owners meeting in Atlanta, the NFL announces the price for an expansion franchise — \$140 million.
- July 1 A Fair Share Agreement between Richardson Sports and the NAACP spells out far-reaching opportunities for minorities with the Carolinas NFL expansion team.

# TEAM CHRONOLOGY

ADMINISTRATION  
& COACHES

VETERANS

ROOKIES

2017 IN REVIEW

RECORDS

TEAM HISTORY

REFERENCE

- July 1 The sale of luxury suites, club seats and PSLs officially begins with Richardson Sports receiving 15,000 pieces of mail from first-day orders collected June 28-July 1. By the end of the first day, all 8,314 club seats sell out, and all 104 luxury suites are reserved and ultimately leased (later 33 additional suites are added to Carolinas Stadium). First-day PSL orders total 41,632.
- August 31 Richardson Sports travels to New York to deliver its financing plan to the NFL.
- September 3 The ticket campaign for potential NFL expansion cities ends with the Carolinas receiving orders for 104 luxury suites, 8,314 club seats and 49,724 PSLs. Deposits for luxury suites, club seats and PSLs total \$54 million, representing a total pledge of \$112.7 million.
- September 10 Richardson Sports delivers to the NFL term sheets for loans to construct a state-of-the-art stadium and purchase the franchise.
- September 13 Richardson Sports and Clemson University announce that the Carolinas NFL expansion team would play its first season (1995) in Clemson Memorial Stadium, known as "Death Valley."
- September 22 Richardson Sports makes a 1-1/2 hour presentation to the NFL expansion and finance committees and league officials, including Commissioner Tagliabue. They report to the league that NationsBank and Wachovia have posted a \$30-million guarantee to purchase unsold PSLs. Effectively, the stadium is sold out, and total money pledged is \$142.7 million.
- OCTOBER 26** **At the league meeting in Chicago, NFL owners unanimously select the Carolinas as the 29th NFL franchise and the first expansion team since 1976. Owners also voted to delay selection of the second franchise until November 30 with Baltimore, St. Louis, Jacksonville and Memphis still under consideration.**
- 1994**
- January 1 Jon Richardson officially joins the Panthers as Director of Stadium Operations.
- January 3 The Carolina Panthers put 12,000 remaining PSLs on sale. All orders received January 3-8 are given first-day priority. In addition, they announce that the remaining 10,000 PSLs will remain on sale until they are sold out. In all, Panthers fans respond from 16 states and the District of Columbia during the week-long priority period.
- January 12 Jerry Richardson announces the hiring of veteran NFL executive Bill Polian as general manager and the promotion of Mike McCormack to club president.
- April 22 Led by owner and founder Jerry Richardson, the Carolina Panthers hold the groundbreaking ceremony at the stadium's uptown site. The construction is expected to take 27 months to complete.
- April 24 The Carolina Panthers move to the front of the 1995 draft order when owner and founder Jerry Richardson wins a coin flip with Wayne Weaver of the Jacksonville Jaguars during the NFL draft. Commissioner Paul Tagliabue flipped the coin at the NFL draft headquarters.
- May 3 The Panthers accept Wofford College Board Of Trustees Chairman Walt Sessions' invitation to hold training camp on the Spartanburg campus beginning with the inaugural season in 1995.
- May 26 The NFL owners vote to pit the expansion Panthers and Jacksonville Jaguars against one another in the 1995 Hall of Fame game. The game will be the first game in team history for both franchises.
- July 19 The Panthers select Winthrop University in Rock Hill, South Carolina, to be the team's temporary practice site until completion of the team's facilities at Ericsson Stadium.
- October 5 The Carolina Panthers hold their first free agent workout at Winthrop University in Rock Hill, South Carolina. Participating are former Duke running back Randy Cuthbert and former Johnnie C. Smith wide receiver Gregory Clifton, along with Matt Elliott, Darryl Moore, Beno Bryant, and Jeff Pahukoa.
- November 2 NFL Commissioner Paul Tagliabue slots the Carolina Panthers in the NFC West, joining the Atlanta Falcons, New Orleans Saints, Los Angeles Rams and San Francisco 49ers.
- December 15 The original Carolina Panthers are signed. Matt Campbell, Randy Cuthbert, Kevin Farkas, Mike Finn, Willie Green, Carlson Leomiti, Darryl Moore, Tony Smith, Lawyer Tillman and Eric Weir form the group.
- 1995**
- January 4 The Panthers hire the team's first coaches, adding offensive line coach Jim McNally and wide receivers coach Richard Williamson, both from the Cincinnati Bengals.
- January 23 The Panthers sign Dom Capers from the Pittsburgh Steelers as the first head coach in team history.
- February 15 The Carolina Panthers select 35 players in the expansion draft. With the second overall pick they select cornerback Rod Smith from the New England Patriots.
- February 20 The Carolina Panthers sign two unrestricted free agents: kicker John Kasay from the Seattle Seahawks and defensive end Mike Fox from the New York Giants. The signings mark the first unrestricted free agents to join the Panthers in team history.
- April 4 The Panthers take the field for the first time as a team during the first of a series of off-season workout sessions.
- April 22 The Carolina Panthers make quarterback Kerry Collins of Penn State the team's first draft choice, selecting him with the fifth overall selection, acquired from Cincinnati.
- May 2 Panthers owner Jerry Richardson announces his resignation as chairman from Flagstar in order to devote his attention to his involvement in NFL activities.
- May 3 Carolinas Stadium Corp hosts topping out ceremonies at the stadium, recognizing that construction has reached its highest point.
- July 14 The Panthers report to the team's first ever training camp, marking the official beginning of the inaugural season campaign.
- July 29 The Carolina Panthers defeat the Jacksonville Jaguars 20-14 in the Hall of Fame Game, becoming the first NFL team to win its inaugural contest.
- September 3 The Panthers lose 23-20 in overtime to the Atlanta Falcons in the team's first regular-season game.

# TEAM CHRONOLOGY

- October 15 The Panthers earn their first win in franchise history, defeating the New York Jets 26-15, highlighted by Sam Mills' 36-yard interception return for a touchdown.
- November 5 The Panthers win an expansion-record fourth game in a row, defeating the San Francisco 49ers 13-7 at 3Com Park, marking the first time in league history an expansion team defeated the defending world champion.
- December 24 The Panthers wind up their inaugural season with a 7-9 record, more than doubling the previous expansion-best mark of three wins. The NFL seventh-ranked defense had the best record of any non-playoff team in the league over the last 11 weeks, posting a 7-4 record after opening the season 0-5. The team notches an expansion-best 5-3 home record at it's home-away-from-home field at Clemson's Memorial Stadium.

## 1996

- June 26 Carolina Panthers Director of Business Operations Mark Richardson announces an agreement to name the Panthers new home Ericsson Stadium.
- July 26 The six bronze panthers that flank each of Ericsson Stadium's main entrances are unveiled. The statues were the largest sculpture commission in the United States.
- July 27 The gates of Ericsson Stadium are opened for the first time at PSL Appreciation Day marking the first public event in the Stadium.
- August 3 The Panthers defeat the Chicago Bears 30-12 in a preseason game, the team's first contest in their new home.
- September 1 The Panthers defeat the Atlanta Falcons 29-6 in the first regular season game at Ericsson Stadium.
- December 22 Defeating the Pittsburgh Steelers 18-14 with a last minute goal-line stand, the Panthers conclude the 1996 regular season with a 12-4 record and the NFC West division title. The team recovered from a 5-4 start to win its last seven games and a first-round playoff bye. John Kasay's three field goals against the Steelers give him 37 for the season and a new single-season NFL record.

## 1997

- January 5 The Panthers defeat the defending Super Bowl Champion Dallas Cowboys 26-17 at Ericsson Stadium in the team's first playoff game.
- March 12 Panthers President Mike McCormack announces his retirement as president of the Carolina Panthers, ending a 46-year NFL career as a player, coach and executive.
- April 2 Jon Richardson is named president of Carolinas Stadium Corp and Mark Richardson president of the Carolina Panthers.
- September 21 Mike McCormack is inducted as the first member of the Carolina Panthers Hall of Honor.

## 1998

- September 27 During halftime ceremonies of the Panthers game versus Green Bay, Sam Mills is inducted into the Carolina Panthers Hall of Honor as the first former player to be so recognized.

## 1999

- January 4 George Seifert, who guided San Francisco to two Super Bowl titles as head coach and won a total of five Super Bowl rings with the 49ers, is named as the second head coach of the Carolina Panthers. Seifert comes to Carolina after compiling a 108-35 (including playoffs) record in eight seasons at San Francisco, giving him the best winning percentage in NFL history (.755).

## 2001

- May 22 At the NFL Spring Meeting in Rosemont, Illinois, NFL owners unanimously approved the realignment of the League into eight four-team divisions when the Houston Texans begin play in 2002. Carolina was placed in the NFC South division with Atlanta, New Orleans and Tampa Bay.

## 2002

- January 25 The Panthers name John Fox as the third head coach in franchise history. Carolina is the first head coaching position for Fox, who was the defensive coordinator for the New York Giants from 1997-2001.
- February 22 Marty Hurney is promoted to General Manager from Director of Football Operations.
- September 8 Panthers break 15-game losing streak with 10-7 victory over Baltimore Ravens in John Fox's head coaching debut.

## 2003

- September 7 Panthers stage biggest rally in team history, overcoming 17-0 deficit in season opener against Jacksonville as quarterback Jake Delhomme comes off the bench to throw three second half touchdown passes.
- October 12 Carolina goes 5-0 with an overtime victory at Indianapolis to record best start in franchise history as John Kasay kicks a 47-yard field goal.
- October 26 Panthers set NFL record with their third overtime road victory on a 31-yard John Kasay field goal as Stephen Davis sets a then club record for yards rushing in a single game with 178 on 31 carries.
- December 14 Carolina wins its first NFC South title as John Kasay kicks a 49-yard field goal with four seconds remaining to give Panthers a 20-17 victory at Arizona and clinch second playoff berth in team history.

## 2004

- January 3 In the second home playoff game in team history and first since January 5, 1997, the Panthers defeat Dallas 29-10 at Ericsson Stadium.
- January 10 In fifth longest game in NFL history, the Panthers score on the first play of the second overtime as Jake Delhomme hits Steve Smith with a 69-yard scoring pass to give Carolina an NFC Divisional win at St. Louis, breaking a 14-game home winning streak by the Rams.
- January 16 Bank of America and the Carolina Panthers announced a title sponsorship agreement at Founders Hall. Bank of America Stadium will be the name of the Panthers home.

# TEAM CHRONOLOGY

ADMINISTRATION  
& COACHES

VETERANS

ROOKIES

2017 IN REVIEW

RECORDS

TEAM HISTORY

REFERENCE

- January 18 Carolina wins its first NFC Championship, defeating Philadelphia 14-3 at Lincoln Financial Field as Ricky Manning, Jr. ties an NFL Championship game record with three interceptions.
- February 1 The Panthers play in Super Bowl XXXVIII at Reliant Stadium in Houston, Texas, losing to the New England Patriots 32-29.

## 2005

- August 13 The Panthers retired jersey number 51, making Sam Mills the only player in team history to receive the honor. Mills played for the Panthers from 1995-97 and earned a Pro Bowl selection in 1996. After retiring in 1997, Mills became a scout for the Panthers in 1998 and served as the team's linebackers coach from 1999-2004. He became the first former player and second member of the Panthers Hall of Honor in 1998.

## 2006

- January 8 The Panthers registered the first road playoff shutout in the NFL since 1979, defeating the New York Giants, 23-0. In holding scoreless a New York team that ranked third in the League in scoring during the regular season, Carolina became the first NFL team to register a shutout on the road in the playoffs since the Los Angeles Rams posted a 9-0 victory at Tampa Bay (1/5/80) in the 1979 NFC Championship. Ironically, the last time head coach John Fox coached a playoff game at Giants Stadium, his defense also pitched a shutout. With Fox as the Giants defensive coordinator, New York shut out Minnesota, 41-0, in the 2000 NFC Championship. The shutout was Carolina's third in team history as the Panthers limited New York to 132 total net yards and rushed for 223 yards on offense.

- January 15 The Panthers won their fourth consecutive road game in the playoffs to equal the NFL record for the most consecutive postseason road victories, previously accomplished by the Dallas Cowboys from 1975-81. With the win, head coach John Fox became only the fifth head coach in NFL history to record at least four postseason victories. Wide receiver Steve Smith amassed 218 receiving yards and two touchdowns on 12 receptions. His receiving yardage ranked as the most in team history and the fourth-highest postseason total in NFL history. His 12 catches tied for the second-highest total in NFL postseason annals.

## 2008

- December 28 Carolina defeats the New Orleans Saints, 33-31, on a John Kasay game-winning 42-yard field goal with one second remaining to clinch the NFC South division title and earn the franchise's fourth-ever playoff berth. The Panthers finished the regular season with a 12 victories, equaling the most wins in team history.

## 2009

- September 1 Jon Richardson resigns as president of Bank of America Stadium and Mark Richardson resigns as president of the Carolina Panthers.
- September 2 Danny Morrison is named president of the Carolina Panthers. He joins the organization with experience as Texas Christian University athletics director, Southern Conference commissioner and Wofford College athletics director and senior vice president.

## 2011

- January 11 The Panthers name Ron Rivera as the fourth head coach in franchise history. Carolina is the first head coaching position for Rivera, who previously served as defensive coordinator for the San Diego Chargers beginning midway through the 2008 season. A linebacker on the Chicago Bears 1985 Super Bowl Championship team, Rivera also served as defensive coordinator for the Bears from 2004-06.

- April 28 The Panthers select quarterback Cam Newton with the No. 1 overall selection in the 2011 NFL Draft. Newton is named Associated Press Offensive Rookie of the Year after a record-setting rookie campaign. Newton accounted for a NFL rookie record 35 total touchdowns (21 passing, 14 rushing), passed for a then NFL rookie record 4,051 yards and rushed for an NFL quarterback record 14 touchdowns.

## 2012

- January 29 Carolina makes the first logo refinement in the team's 18-year history. It has been designed to provide a more aggressive, contemporary look to the logo while making it more three-dimensional for ever-increasing digital use. The primary tweaks made by the creative department of the National Football League are primarily in the features in the eyes and mouth.

## 2013

- January 9 The Panthers name Dave Gettleman as general manager. Carolina is the first general manager position for Gettleman, who came from the New York Giants where he served as the senior pro personnel analyst in 2012 after working as director of pro personnel the previous 13 years. Gettleman was a part of six Super Bowl teams, including three winners. He was with Buffalo in 1990 and 1991, Denver in 1997 and the Giants in 2000, 2007 and 2011.
- February 2 Panthers linebacker Luke Kuechly is named 2012 Associated Press Defensive Rookie of the Year, becoming the second player in Panthers history to win the award, joining Julius Peppers (2002). Kuechly tallied a league-leading 164 tackles (103 solo) to become the first rookie since San Francisco's Patrick Willis in 2007 to lead the NFL in tackles. The Panthers are just the fourth team to have back-to-back offensive or defensive rookies of the year (Cam Newton – 2012 Offensive) since the Associated Press started presenting the awards in 1967.
- December 29 The Panthers defeat the Atlanta Falcons, 21-20, at the Georgia Dome to finish the regular season with a 12-4 record, earning the NFC South division title and the team's first playoff appearance since 2008. After starting the season with a 1-3 record, the Panthers won 11 of their final 12 regular season games – including a franchise record eight-game winning streak – to secure the No. 2 seed in the NFC and a first-round bye.



# TEAM CHRONOLOGY

## 2014

February 1

Ron Rivera is selected as Associated Press NFL Coach of the Year, and linebacker Luke Kuechly wins Associated Press NFL Defensive Player of the Year, accepting the honors during the NFL Honors award show in New York. Rivera received 21.5 votes. Kansas City Chiefs coach Andy Reid finished second with 13.5 votes. He is the second coach in Panthers history to earn the award, joining Dom Capers who won in 1996. Rivera led Carolina to 12 wins, the NFC South division title and the team's first playoff appearance since 2008. Kuechly received 13 votes to edge Robert Mathis of the Indianapolis Colts by 1.5 votes. With Kuechly captaining the defense, the Panthers ranked second in the NFL in total and scoring defense in 2013, allowing 301.2 yards and 15.1 points per game. He is the first Panthers player to win the award.

December 28

The Panthers defeat the Atlanta Falcons, 34-3, at the Georgia Dome to earn the team's second consecutive NFC South division title and playoff appearance. The Panthers became the first team in NFC South history to win consecutive division championships since realignment in 2002 and the first team since 1970 to overcome a six-game losing streak and win their division.

## 2015

January 3

The Panthers defeat the Arizona Cardinals, 27-16, at Bank of America Stadium to win the team's first playoff game since 2005. The Panthers held the Arizona Cardinals to an NFL playoff record low 78 total net yards, breaking a 56-year old record of 86 yards allowed by the New York Giants against the Cleveland Browns in 1958.

January 31

Linebacker Thomas Davis is named the 2014 Walter Payton NFL Man of the Year. The award recognizes a player's off-the-field community service as well as his playing excellence. A team captain, Davis finished produced his third consecutive 100-tackle season for the Panthers 10th-ranked defense. Davis makes a difference in the community with his Thomas Davis Defending Dreams Foundation, a non-profit dedicated to providing and promoting free programs that enhance the quality of life for underprivileged children and their families.

November 2

Kicker Graham Gano's 52-yard field goal in overtime vs. Indianapolis gives Carolina a 29-26 victory, the team's first home overtime win in franchise history. Carolina becomes the first team in the NFL since the elimination of the sudden death overtime rule in 2012 to win a game after trailing in overtime.

December 6

The Panthers become the first team to win the NFC South Division title three consecutive times after defeating the New Orleans Saints in New Orleans, 41-38.

December 20

With a 38-35 victory at the New York Giants, the Panthers set an NFC record with an 18th-consecutive victory. The streak, which began at New Orleans (12/7/14), surpassed the previous record of 15 consecutive wins by San Francisco from 1989-90 and Green Bay from 2010-11. The 18 consecutive victories include 14 consecutive victories in a single season, a franchise record. Quarterback Cam Newton became the first player in NFL history with 300 or more passing yards, five or more passing touchdowns and 100 or more rushing yards in a single game.

## 2016

January 3

The Panthers defeat the Tampa Bay Buccaneers to finish the season with a franchise-best 15-1 record. The Panthers are the fourth team in the Super Bowl era to start a season 14-0, joining the 1972 Miami Dolphins, 2007 New England Patriots and 2009 Indianapolis Colts.

January 24

The Panthers host the first NFC Championship at Bank of America Stadium, defeating the Arizona Cardinals 49-15 to advance to Super Bowl 50. The 49 points scored are the second-most points scored in a conference championship game since the AFL-NFL merger in 1970. Including two playoff games, the Panthers win every home game in the 2015 season for the first time in franchise history.

February 6

Cam Newton is selected as the Associated Press NFL Most Valuable Player, the first time in franchise history a Panther has been named MVP. He is also named the Associated Press NFL Offensive Player of the Year. Head Coach Ron Rivera is selected as the Associated Press NFL Coach of the Year for the second time in three seasons. The Panthers play in Super Bowl 50 at Levi's Stadium, Santa Clara, California, losing to the Denver Broncos, 24-10.

## 2017

February 9

Danny Morrison resigns as president of the Carolina Panthers.

July 19

Marty Hurney, who previously served as the team's general manager from 2002-12, is named interim general manager.

December 17

Owner/founder Jerry Richardson announces he will sell the Panthers franchise following the conclusion of the 2017 NFL Season.

## 2018

February 21

Marty Hurney is named full-time general manager.

May 16

The Carolina Panthers announce that a definitive agreement has been signed to sell the team to David Tepper, the founder and president of global hedge fund Appaloosa Management, L.P., and a well-known philanthropist. At the league meeting in Atlanta, NFL owners and the league's finance committee unanimously approve David Tepper as the new owner of the Carolina Panthers.

May 22

August 24

The Carolina Panthers announce that Tom Glick, previously the chief commercial officer of City Football Group, a multi-national soccer organization, was named team president of business operations.

ADMINISTRATION  
& COACHES

VETERANS

ROOKIES

2017 IN REVIEW


RECORDS

TEAM HISTORY

REFERENCE

Bank of America

GO PANTHERS!

Bank of America 



# BANK OF AMERICA STADIUM

## OVERVIEW

Bank of America Stadium is located in the uptown district of Charlotte, N.C., and was specifically designed for football. Opened on June 27, 1996, the 75,523-seat, open-air, natural-grass stadium contains training facilities, practice fields and administration offices.

Each of the last four years have featured renovations to improve the fan experience, including escalator bays, high-definition video boards above each end zone, ribbon boards encircling the entire bowl at the club and upper levels, and a high-efficiency, high-octave distributed sound system throughout the bowl. Wi-Fi service was enhanced with more than 1,200 access points and better cellular connectivity. The upper level and lower level concourses were updated with LED lighting, new signage, digital menu boards and increased points of sale.

## DESIGN TEAM

The design team for Bank of America Stadium, HOK Sports Facilities Group, has designed numerous sports facilities throughout the country.

## CONSTRUCTION TEAM

The general contractors for Bank of America Stadium were the joint venture team of F.N. Thompson (Charlotte) and Turner Construction (New York).

## LOCATION

The stadium and adjacent practice fields are located on 33 acres in uptown Charlotte, bordered by Interstate 277, Mint, Graham and Morehead streets.

## DIMENSIONS

Stadium Footprint (900' L x 800' W) . . . . .	15 acres
Public Area Surrounding Stadium (including plazas, walkways, etc) . . . . .	11 acres
Practice Fields (two natural grass, one artificial) . . . . .	7 acres
Total Stadium and adjacent landscaping and practice fields . . . . .	33 acres
Height (from playing field to top of scoreboard) . . .	211'
Total Height of Scoreboard Structure . . . . .	84'
Internal space (covered space) . . . . .	1,600,000 sq ft
Concourse length (outermost circumference) . .	1/2 mile

## SEATING CAPACITY

There are 75,523 seats at Bank of America Stadium distributed as follows:

Lower Bowl . . . . .	22,716
Upper Bowl . . . . .	37,138
Club Level . . . . .	11,389
Suites/Suite Clubs . . . . .	4,280

## PLAYING FIELD

The stadium's playing field is 398 feet long and 280 feet wide and features sophisticated drainage and irrigation systems. The playing surface is a hybrid Bermuda grass.

## SEATING WIDTH

The upper and lower seating areas feature a 19" width while the club seating is 21" wide.

## ESCALATORS

Bank of America Stadium features four escalators with access to the 300 and 500 levels. The 500 level Sky View Terraces, at the top of the escalator decks, feature a unique game day entertainment experience.

## BANK OF AMERICA CLUB SEATING

Club seats are located along both sidelines of the playing field, offering optimal sightlines and exclusive amenities. The 50,000-square foot enclosed club level concourse is climate controlled and provides club level patrons with access to eight distinctive and fully furnished lounge areas, full-service bars, expanded dining options and game day entertainment. Televisions are available throughout the club floor for viewing stadium games.

## SUITES

There are 151 luxury suites on the 300 and 400 club levels in the stadium, ranging from 12-person suites to 44-person suites. Luxury suites have three main components - three rows of viewing seats, lounge space and restroom facilities. All luxury suites are fully outfitted with high-quality finishes, carpet, wall coverings and flatscreen televisions plus individual suite sound systems. The stadium has five suite clubs, which are shared exclusive areas for members only. They are the Suite 87 Club, Gridiron Club, 32 Club, Fifty One Club and 10/26 Club.

## VIEWING DISTANCE

The first row of seating is located 53 feet from the sideline, while the endline of the end zone is 20 feet from the field wall.

# BANK OF AMERICA STADIUM

## FOOD SERVICE

Provided by Delaware North, Bank of America Stadium offers an abundance of food options and a total of 718 concession points of sale.

## PANTHERVISION

PantherVision controls all of the video displays, message boards and television monitors at Bank of America Stadium, as well as the stadium's public address and sound system. PantherVision is a proud member of the Information Display and Entertainment Association, a national association of electronic display system professionals comprised of teams, facilities, manufacturers and suppliers.

**RIBBON BOARDS:** Bank of America Stadium offers two 360-degree ribbon boards. Both ribbon boards are 5'-1" high. The upper ribbon board is 1,900' long, while the lower ribbon board is 2,000' long. The upper ribbon board is comprised of 288 display cabinet sections. The lower ribbon board is made up of 295 display cabinet sections. The boards are comprised of red, green, and blue discrete LEDs that are capable of producing 281 trillion colors.

**VIDEO BOARDS:** Bank of America Stadium's video boards, constructed in 2014 renovations, are located above the east and west end zones. Each video board is 55'-6" tall by 198'-4" wide, is made up of 196 display cabinet sections and is 1288 pixels tall by 4620 pixels wide.

**DISTRIBUTED AUDIO SYSTEM:** Bank of America Stadium's distributed audio system has 600 speakers throughout the stadium, consisting of thirty 8' speaker clusters surrounding the upper bowl. The system has 3/4 of a million watts of audio power. The furthest distance between a patron and a speaker is 130'. The digital sound system is operated by a QSC controlled network.

## OTHER EVENTS

In addition to Panthers games, Bank of America Stadium has been host to a number of other high-profile events, including the Rev. Billy Graham's 1996 four-day Carolinas Crusade, the Rolling Stones 1997 'Bridges to Babylon' tour and the 2012 'Brothers of the Sun' tour with Kenny Chesney and Tim McGraw. The stadium has been the site for numerous college football games and college and

professional soccer matches. In 2011, the stadium hosted a CONCACAF Gold Cup preliminary round that included Mexico versus Cuba and Costa Rica versus El Salvador; in 2013, the stadium hosted a match between AC Milan and Liverpool FC as part of the Guinness International Champions Cup; and in 2018, the stadium hosted Liverpool FC vs. Borussia Dortmund in the International Champions Cup. Bank of America Stadium hosts the annual Belk Bowl each December. Bank of America Stadium was the site for the Dr. Pepper ACC football championship game, from 2010-15 and 2017 and announced an extension of the game to be in Charlotte through the 2030 season.

ADMINISTRATION  
& COACHES

VETERANS

ROOKIES

2017 IN REVIEW

RECORDS

TEAM HISTORY

REFERENCE

## SIR PURR



The Carolina Panthers mascot, Sir Purr, a beloved fixture of football in the Carolinas, is in his 24th season with the Panthers. With nimble feet, a great smile and one huggable belly, this cat is best known for his silly antics and creative skits that can be seen on game day. He also makes numerous appearances including visits to hospitals, schools, birthdays, parades, charity and corporate events.

Sir Purr has entertained crowds not only locally, but internationally. His ability to make people smile and bring out the child in everyone has caught the eyes of fans everywhere. Sir Purr has performed at

the NFL Pro Bowl in Hawaii and Florida, Celebrity Mascot Games in Florida, Chinese New Year Parade in Hong Kong and the Thanksgiving Day Parade in New York.

Make your next event PURR-fect by inviting the coolest cat in the Carolinas, Sir Purr! Contact the Carolina Panthers Mascot Department at 704-358-PURR or log on to [www.panthers.com/sirpurr](http://www.panthers.com/sirpurr). Be sure to follow Sir Purr on Facebook (SirPurr00) and Twitter (SirPurr) to get the inside scoop from a Panthers PURR-spective.

# THE TOPCATS



The 2018 team is proud to welcome back the Carolina Panthers Cheerleaders – the TopCats. The TopCats represent all regions across the Carolinas. They hold careers in a variety of distinguished professions, including engineering, teaching, accounting, and public relations. The TopCats are visible at corporate and charitable events throughout the Carolinas, as well as at Bank of America Stadium, where they help cheer the Panthers to victory and entertain fans at every home game.

Auditions for the TopCats are a comprehensive and intense month-long process. Out of over 150 initial contestants, the final squad of 30 women was chosen based on their personalities, showmanship, dance skills and professionalism.

Nicole Smith is the TopCats Choreographer and was an inaugural squad member of the TopCats team and a Pro Bowl Cheerleader. She spent 12 seasons with the Carolina Panthers, and was the choreographer for the TopCats for eight seasons. She received a BCA in Dance from UNC-Charlotte. While at UNCC, Smith was a captain of the cheer-leading team and a performer with the Charlotte Dance Ensemble. She also danced with the Charlotte Hornets for four seasons. She has been teaching dance and acrobatics for 24 years.

Kate Milstead, the Entertainment Coordinator, is responsible for booking all community and corporate appearances for Sir Purr, the TopCats, and PurrCussion. Kate interned in the Community Relations Department in 2010 before joining the Entertainment staff full-time in 2012. She graduated from Florida State University, where she was also a member of the women's soccer team.

## SPECIAL THANKS TO:

Hair Salon.....Dulce Lusso Salon & Spa  
 Fitness Trainers.....1 on 1 Body Design  
 Photography.....GoodStuff Creative; Melissa Melvin-Rodriguez  
 Videography.....Richard Brooke

## 2018 TopCats

Name	Year
Alaina.....	3
Allessandra.....	1
Allison A.....	1
Allison E.....	1
Ally.....	1
Annalise.....	4
Darienne.....	2
Dasja.....	2
Elle.....	4
Jasmine D.....	1
Jasmine N.....	2
Jenn.....	1
Jenna.....	2
Juliann.....	2
Kacy.....	1
Kaitlyne.....	3
Kamilah.....	2
Kayla.....	2
Keleigh.....	2
Larissa.....	1
Mae-Ann.....	1
Malia.....	1
Mason.....	3
Megan.....	3
Michaela.....	5
Morgan.....	1
Myers.....	3
Rachel.....	1
Sammy.....	2
Yifei.....	1

Presented  
by



ADMINISTRATION  
& COACHES

VETERANS

ROOKIES

2017 IN REVIEW

RECORDS

TEAM HISTORY

REFERENCE

# PURRCUSSION



Hear the rumble of the Carolina Panthers DrumLine - PurrCussion - at every home game as they perform for fans outside Bank of America Stadium, introduce Panthers players before the game, rally the crowd during the game and much more! PurrCussion features a combination of groove, chops, visuals, choreography and dynamics, making them enjoyable to fans of all ages. The high energy ensemble brings instant atmosphere to the game day experience as well as at community and corporate events throughout the year.

Drawing talent from across the Carolinas, the ensemble consists of snare drums, tenor drums, bass drums, and cymbal players. The 22-member drumline incorporates a variety of percussion backgrounds, disciplines, and styles, ranging from university marching bands and drum corps to self-trained musicians. PurrCussionists hold careers in business, education, graphic design, information technology and more.

The PurrCussion DrumLine is staffed by Kate Milstead, Jason Meyer and Patrick McLean. Kate Milstead serves as the entertainment coordinator, responsible for booking all community and corporate appearances for Sir Purr, the TopCats, and PurrCussion, as well as serving as the PurrCussion administrative coordinator.

Jason Meyer serves as the PurrCussion Coordinator and oversees all musical and creative aspects of the PurrCussion DrumLine as well as serving as a creative director for a local healthcare provider. Patrick McLean serves as the PurrCussion Assistant and oversees developmental components of the PurrCussion DrumLine as well as serving in law enforcement in South Carolina.

The Panthers PurrCussion DrumLine is sponsored by GMC and Sabian with equipment partners Mapex, Remo and Vic Firth.

ADMINISTRATION  
& COACHES

VETERANS

ROOKIES

2017 IN REVIEW

RECORDS

TEAM HISTORY

REFERENCE



## BLACK & BLUE CREW



The Black & Blue Crew have been engaging and entertaining fans at Bank of America Stadium since 2013. The group of men and women who make up The Black & Blue Crew interact with fans before gates open, as they enter Bank of America Stadium, and throughout the game to

help keep Panthers fans energized and excited. Make sure to keep your eyes open for a Black & Blue Crew member as they are always well-equipped with shirts and giveaways. The Black & Blue Crew is also visible at other major Carolina Panthers events throughout the year.

## KEEP POUNDING DRUM CEREMONY



Keep Pounding has become a Carolina Panthers mantra in honor of late Panthers player and coach Sam Mills. Mills first used the phrase “Keep Pounding” as a coach, in an emotional speech to the team on Jan. 2, 2004 during the Panthers vs Cowboys playoff game. Mills spoke about commitment, dedication to teammates, team effort and never giving up before commanding them to “Keep Pounding” on every single play.

Prior to kickoff, the team and fans unite behind the traditional Keep Pounding Drum ceremony. Following the coin toss, Panthers fans look to the Southeast 25-yard line to honor the Keep Pounding Drummer as they strike the massive six-foot Keep Pounding Drum to rally the entire stadium - fans, coaches and players alike - for kickoff. The four powerful drum strikes signify that both fans and the team will Keep Pounding all four quarters en route to victory.

ADMINISTRATION  
& COACHES

VETERANS

ROOKIES

2017 IN REVIEW

RECORDS

TEAM HISTORY

REFERENCE

# TRAINING CAMP

## W WOFFORD



The Carolina Panthers summer training camp home is at Wofford College in Spartanburg, S.C. The Panthers are housed in Wofford's 60,000 square-foot Richardson Physical Activities Building. The facility was renovated in the spring of 2018 and includes a new locker room and new athletic training facilities in addition to coaches offices and meeting rooms.

A member of the Southern Conference and NCAA Division I, Wofford is one of the smallest schools in the nation playing Division I football with its enrollment of 1,650. The Terriers compete in the Football Championship Subdivision (FCS), formerly known as Division I-AA. The Terriers won the Southern Conference title in 2003, 2007, 2010, 2012 and 2017. In 2003, the team advanced to the FCS national semifinals, while reaching the quarterfinals in 2007, 2010, 2012, 2016 and 2017. Academically, Wofford's football team is traditionally among the top 10 percent in the nation as judged by the Academic Progress Rate (APR).

The Wofford men's basketball team won the 2010, 2011, 2014, and 2015 Southern Conference Championships and advanced to the NCAA Tournament. In 2010, head coach Mike Young was named the national Mid-Major Coach of the Year and Noah Dahlman earned All-America honors. In the 2010 NCAA Tournament, the Terriers played Wisconsin. In 2011 the team faced BYU in the second round of the NCAA Tournament. Brad Loesing was named a first team Academic All-American in 2012. Wofford played Michigan in the second round of the 2014 NCAA Tournament. In 2015, the team set a school record for wins and had a #12 seed when they faced Arkansas in the second round behind SoCon

Player of the Year Karl Cochran. This past season, the Terriers defeated the defending national champion North Carolina Tar Heels, then-ranked fifth in the country, on the road in Chapel Hill.

The men's soccer team, baseball team and track & field individuals have also won Southern Conference Championships in recent years and advanced to NCAA Tournaments.

Among its alumni, the athletic program counts former Panthers Owner/Founder Jerry Richardson as well as former Air Force head football coach Fisher DeBerry, ESPN personality Wendi Nix, pro golfer William McGirt, and NBC anchor Craig Melvin. Wofford receives strong support from its alumni and friends. The Terrier Club, with 100 percent of all contributions supporting scholarships for Wofford student-athletes, raised \$1.9 million in 2017.

Wofford consistently lands on 'best value' lists in various national college guides and publications. Among those are the 2017 editions of Kiplinger's Personal Finance, US News and World Report and The Princeton Review.

Having conducted its first session during the 1854-55 academic year, Wofford is one of only a handful of American colleges of that era to have operated continuously on its original site. The first independent college in South Carolina to receive a chapter of Phi Beta Kappa, Wofford has a proud history. The entire 150-acre campus is maintained as a national arboretum. Wofford ranks fourth in the nation among baccalaureate institutions in the percentage of students receiving academic credit for studies abroad.

# PANTHERS HALL OF HONOR



Mike McCormack


On September 21, 1997, former team president Mike McCormack became the first member of the Panthers Hall of Honor. In 1998, he was joined by former linebacker Sam Mills, who entered as the first former Panthers player to be so honored.

Both Mills and McCormack, who retired as president of the Carolina Panthers in March 1996, were recognized for their high contributions to the Panthers organization with a life-sized bronze statue sculpted by Todd Andrews, who created the famous bronze Panthers that flank each stadium entrance.

While McCormack's NFL career spanned five decades and a number of teams, he may have left his most indelible mark on the Panthers. Starting as a consultant in 1989, McCormack provided an invaluable contact for the Richardson ownership group as they lobbied NFL ownership and hierarch for credibility early in the expansion process. After the Panthers landed the franchise by a unanimous vote in October 1993, McCormack was first general manager before being named president.

If anyone could meet McCormack's standard it is Mills, who became a Panthers standard-bearer.

While Mills had a long NFL career, his accomplishments with the Panthers were the basis of his



Sam Mills

selection. His memorable interception return for a touchdown spurred Carolina to the first win in team history in 1995, and his interception against Dallas sealed the Panthers win in the NFC divisional playoff following the 1996 season.

Mills played 15 years as a professional, starting 171-of-181 NFL games and earning five Pro Bowl selections. Mills appeared in his final Pro Bowl as a representative of the Panthers in 1996 at the age of 37.

Regarded as one of the most savvy players in the game, Mills led his team in tackles 10 times and eclipsed the 100-tackle plateau in eight seasons. As a prized unrestricted free agent in 1995, he became the cornerstone of the Panthers defense and was the only player to start every game during the Panthers first three seasons.

With McCormack and Mills, an administrator and coach were recognized in the Hall of Honor. In the opening regular season game against Green Bay in 2004, the PSL owners who helped make the stadium and franchise possible were also honored at halftime. The Panthers sold over 60,000 Permanent Seat Licenses to help fund the construction of Bank of America Stadium.

ADMINISTRATION  
& COACHES

VETERANS

ROOKIES

2017 IN REVIEW

RECORDS

TEAM HISTORY

REFERENCE

# PANTHERS TELEVISION NETWORK

## PRESEASON TELECASTS



**Mick Mixon**  
Play-By-Play



**Mike Rucker**  
Color Analyst

The Carolina Panthers Television Network consists of 14 television stations representing each of the major markets in North Carolina, South Carolina and Virginia. The network will televise all pre-season games, 26 Panther Huddle Shows and 21 Gameday Highlight Shows.

**Mick Mixon** was named “Voice of the Panthers” in 2005 and in 2014 added preseason television duties to his work on the Carolina Panthers Broadcast Network. A native of Chapel Hill, N.C., Mixon graduated from UNC in 1980 with a degree in broadcast journalism. He has worked in Columbia, S.C., at WIS Radio, he is a former “Voice of the Maine Guides” Triple-A baseball team, and he spent 16 seasons on the Tar Heel Sports Network. Mixon has taught

classes for the UNC School of Journalism and Mass Communications. He won a regional Emmy in 2008 and is a three-time North Carolina Sportscaster of the Year.

**Mike Rucker** is in his 10th season as the color analyst for the Panthers preseason games. A standout at Nebraska, Rucker was drafted by Carolina in the 1999 NFL Draft. He was the NFL Defensive Player of the Month for September 2003 and finished the season with 12 sacks, earning a trip to the Pro Bowl. In the 2005 season he had 7.5 sacks and surpassed Kevin Greene as the team’s all-time sack leader. Upon retirement, Rucker got back into college football as a broadcast analyst for ESPN.

STATION	AFFILIATE	CITY
WCCB	CW	Charlotte, NC (flagship)
WCNC	NBC	Charlotte, NC
WSOC	ABC	Charlotte, NC
WCSC	CBS	Charleston, SC
WACH	FOX	Columbia, SC
WMMB	CW	Florence/Myrtle Beach, SC
WFMY	CBS	Greensboro/Winston-Salem/High Point, NC
WTVD	ABC	Raleigh/Durham/Fayetteville, NC
WYFF	NBC	Greenville/Spartanburg/Anderson, SC/Asheville, NC
WSFX	FOX	Wilmington, NC
WVEC	ABC	Tidewater/Outer Banks, NC
WFXR	FOX	Roanoke, VA
WITN	NBC	Greenville/New Bern, NC
WTGS	FOX	Savannah, GA

ADMINISTRATION  
& COACHES

VETERANS

ROOKIES

2017 IN REVIEW

RECORDS

TEAM HISTORY

REFERENCE



(l-r) David Langton, Executive Producer; Jim Szoke, Game Analyst; Mick Mixon, Play-by-Play; Eugene Robinson, Game Analyst

## OFFICIAL RADIO BROADCAST

Eight hours of Intense Game Day Programming Plus Live Coach's Show and Weekday Updates

### PANTHERS STADIUM SHOW

10am-noon WBT 1110 AM/99.3 FM

For the most up-to-the-minute news from the Panthers and around the NFL, football fans tune into "The Panthers Stadium Show." Hosted by Jim Szoke, the award-winning countdown to kickoff provides a comprehensive preview and analysis of the Panthers and the day's game with tons of fun, special features, live player and coach interviews, college and pro football insiders and reports from around the League.

### THE CAROLINA PANTHERS COUNTDOWN TO KICKOFF Noon-1pm (Network)

The entire network joins in on the fun one hour before game time for "The Carolina Panthers Countdown to Kickoff." Mick Mixon, Eugene Robinson and Jim Szoke put the final touches on the preparations for the day's game. This hour of award-winning pre-game coverage includes exclusive interviews with head coach Ron Rivera and Panthers players and up-to-the-minute updates from other NFL games.

### GAME BROADCAST 1-4pm (Network)

The Panthers broadcast team brings you all the hard-hitting action of every Panthers game. Veteran award-winning broadcaster Mick Mixon is joined by Jim Szoke and former NFL player Eugene Robinson to bring you the who, what and why of every exciting play. From the practice field to the playing field, your play-by-play team is with the Panthers every step of the way, each and every week.

### PANTHERS POST GAME SHOW 4-5pm (Network)

The Panthers Post Game Show is a fast-paced game recap with highlights, interviews, analysis and reports from around the League. Listeners get the first chance to hear the team's reaction to the game as Jim Szoke, Eugene Robinson and Mick Mixon conduct exclusive interviews with head coach Ron Rivera and Panthers players from the locker room.

### PANTHERS WRAP-UP SHOW

5-6pm WBT 1110 AM/99.3 FM

Post-game coverage continues with an additional hour on WBT. The Panthers Wrap-Up Show provides one hour of reaction and analysis by special guests from the Panthers and around the League. Sound off about the game by sending your questions and comments via twitter @Panthers.

### PANTHER TALK 6:05-7pm (Network)

Join hosts Mick Mixon, Eugene Robinson and Jim Szoke, with interviews from head coach Ron Rivera and other special guests from the Panthers and around the league every Monday night from 6:00-7:00 pm (Tuesday if the Panthers play on Monday night). Panther Talk can be heard on the Panthers Radio Network or Panthers.com. Panther Talk airs from July 30th through the Monday following Carolina's final game.

### PANTHERS UPDATES

Monday through Friday (Network)

Hosted by Mick Mixon and Jim Szoke, twice daily "Panthers Updates" keep you up to date on all the day-to-day activities of the Carolina Panthers.

Listen to all of the exciting action on the Panthers flagship station WBT 1110 AM/99.3 FM and Panthers.com. For a complete listing of all Carolina Panthers Radio Affiliates sign onto the Carolina Panthers Website, [www.panthers.com/news/radio](http://www.panthers.com/news/radio).

# PANTHERS SPANISH RADIO

ADMINISTRATION  
& COACHES

VETERANS

ROOKIES

2017 IN REVIEW

RECORDS

TEAM HISTORY

REFERENCE



**Luis Moreno, Jr.**  
Color Analyst

**Jaime Moreno**  
Play-By-Play

The Carolina Panthers Spanish Radio Network will take the airwaves for the ninth season in 2018. A joint partnership between the Carolina Panthers and Spanish Sports Marketing and Broadcasting, LLC of Chapel Hill, NC, the CPSR Network serves its Spanish speaking fan base by broadcasting games and conducting community outreach programs across North and South Carolina.

Jaime Moreno returns in his role as the Voice of the Panthers in Spanish and will handle all play-by-play duties for the upcoming season. Jaime has covered the NFL and local sports on the radio for over 25 years and has become a favorite among Panthers fans for his animated style and unique ability to convey the excitement of the moment through the radio dial.

Luis Moreno will again handle Game Analyst duties alongside Jaime for the 2018 season. Luis' insight and knowledge of the X's and O's are instrumental in describing and explaining the game to fans of all levels and understanding. In addition to being a fixture on the local sports radio scene for the last decade, Luis brings the perspective of an All-State/MVP Running Back from his time at Charlotte Catholic High School.

Heading up the project is longtime North Carolina sports broadcasting executive and SSMB President/General Manager Eric Fiddleman. He also enters his 18th season as the Affiliate Manager for the

Carolina Panthers Radio and TV Networks. Eric is the primary media/sales contact for the CPSR Network and welcomes all interest and inquiries at 919-370-9446.

Ben Blevins serves as the Network Producer/Technical Director and brings years of experience on National sports broadcasts of all types. Ben is responsible for getting and keeping the Network on the air as well as all distribution, production and technical issues related to the broadcasts. Ben is the primary technical contact for all affiliates and interested parties at 704-682-1942.

The Carolina Panthers Spanish Radio Network will partner with Norsan Media as its Flagship station on Latina 102.3 FM in Charlotte, NC. A Current affiliate lists can be found at Panthers.com. The 2017 affiliate list consisted of the following stations and is subject to change for 2018:

WGSP	102.3 FM	Charlotte, NC
WBLO	790 AM	Greensboro, NC
WCLY	1550 AM	Raleigh, NC
WZUP	104.7 FM	Greenville, NC
WCEO	840 AM	Columbia, SC
WAZS	103.9 FM	Charleston, SC
WAZS	980 AM	Summerville, SC
WOLI	910 AM	Greenville, SC
WOLI	105.7 FM	Spartanburg, SC
WNOS	1450 AM	New Bern, NC
WNOS	97.1 FM	Winterville, NC



# NOTES

ADMINISTRATION  
& COACHES

VETERANS

ROOKIES

2017 IN REVIEW

RECORDS

TEAM HISTORY

REFERENCE





# NOTES

ADMINISTRATION  
& COACHES

VETERANS

ROOKIES

2017 IN REVIEW

RECORDS

TEAM HISTORY

REFERENCE

# ***RADIO HOME OF CHARLOTTE***



**1110AM** **99.3  
FM**

**WBTV**

**Charlotte's News Talk**

**PREGAME. IN-GAME.  
POST GAME. EVERY GAME.**

**TWO STATES.  
ONE TEAM.**

PANTHERS FANS / BETTER CONNECTED

**Bank of America**



Official Bank of the Carolina Panthers