

2 0 2 0

MEDIA GUIDE



Their DREAMS

bring out our best



It takes more than just experience and expertise to be named the region's only Best Children's Hospital. It takes complete dedication from every pediatrician, specialist and care team member throughout our network. That's why this year we've been ranked in more specialties than ever. Because we're not just inspired by children's dreams, we're committed to helping them come true.

Learn more at LevineChildrens.org/Best.



Atrium Health
Levine Children's

20

KEEP
POUN
DING

AR

CAROLINA
CAROLINA
CAROLINA
CAROLINA



20
20

SCHEDULE

WEEK 1



SEPTEMBER
13
1 PM

WEEK 2



SEPTEMBER
20
1 PM

WEEK 3



SEPTEMBER
27
4:05 PM

WEEK 4



OCTOBER
4
1 PM

WEEK 5



OCTOBER
11
1 PM

WEEK 6



OCTOBER
18
1 PM

WEEK 7



OCTOBER
25
1 PM

WEEK 8



OCTOBER
29
8:20 PM

WEEK 9



NOVEMBER
8
1 PM

WEEK 10



NOVEMBER
15
1 PM

WEEK 11



NOVEMBER
22
1 PM

WEEK 12



NOVEMBER
29
1 PM

WEEK 14



DECEMBER
13
1 PM

WEEK 15



DECEMBER
19/20
TBD

WEEK 16



DECEMBER
27
1 PM

WEEK 17



JANUARY
3
1 PM

HOME

AWAY

WEEK 13 BYE
DATES AND TIMES (ET) SUBJECT TO CHANGE

TABLE OF CONTENTS

ADMINISTRATION

Staff Directory.....	5
David Tepper.....	10
Tom Glick.....	12
Business Administration.....	13
Marty Hurney.....	17
Football Administration.....	18
Scouting.....	26

COACHING STAFF

Matt Rhule.....	32
Assistant Coaches.....	34

PLAYERS

Veteran Players.....	59
First Year Players.....	180
Rookies.....	191
2020 Training Camp Roster.....	206

2019 IN REVIEW

Final Standings.....	208
Regular Season Statistics.....	209
Game-By-Game Statistics.....	211
Player Participation.....	213
Individual Game-By-Game Statistics.....	214
Game Summaries.....	224
Transactions.....	240

RECORDS

Individual Records.....	243
Team Records.....	249
Defensive Records.....	255
Opponent Records.....	258
Individual Playoff Records.....	261
Team Playoff Records.....	266
Defensive Playoff Records.....	272
Opponent Playoff Records.....	276

TEAM HISTORY

All-Time Results.....	279
Year-By-Year Statistics.....	280
All-Time Preseason Results.....	304
All-Time Team-By-Team Results.....	307
Panthers in Overtime.....	311
All-Time Win-Loss Records.....	312
All-Time Statistical Rankings.....	316
Career Leaders.....	318
Career Playoff Leaders.....	330
Single-Game Bests.....	332
All-Time Honors.....	342
Players of the Week/Month.....	347
The Last Time.....	350
Draft History.....	353
Free Agent History.....	357
Trade History.....	362
Postseason Game Summaries.....	365
All-Time Assistant Coaches.....	399
All-Time Alphabetical Roster.....	402
All-Time Numerical Roster.....	415
All-Time Practice Squad Roster.....	427
Panthers Hall of Honor.....	433
Team Chronology.....	436

REFERENCE

Bank of America Stadium.....	445
Gameday Entertainment.....	448
Panthers Television Network.....	450
Panthers Radio Network.....	451
Panthers Spanish Radio Network.....	452



CAROLINA PANTHERS

800 South Mint Street
Charlotte, NC 28202
704.358.7000
Tickets 704.358.7800

The Carolina Panthers 2020 Media Guide was produced and edited by the Panthers Communications Department. Photography was provided by AP Images, Brandon Todd and Melissa Melvin-Rodriguez. Cover design was created by Kelly Streeter and Daniel Goldfarb. A digital copy of the 2020 Media Guide is available on Panthers.com and the club's media website, NFLONG.com. For questions, please contact a member of the Panthers Communications Department.

Contents ©2020 Carolina Panthers.
All rights reserved.

PANTHERS STAFF DIRECTORY

ADMINISTRATION

David Tepper	Owner
Tom Glick	President - Business Operations
Mark Hart	Vice President - Chief Operating Officer
Tracy Lear	Executive Assistant to the Owner
Cindy Capousis	Executive Assistant to the VP-COO/Legal

COACHING STAFF

Brian Angelichio	Tight Ends
Thomas Barbeau	Strength & Conditioning Assistant
EJ Barthel	Coaching Assistant
Chase Blackburn	Special Teams Coordinator
Joe Brady	Offensive Coordinator
Evan Cooper	Cornerbacks
Matthew Delgado	Assistant to the Head Coach
Gus Felder	Strength & Conditioning Assistant
Morgan Fleming	Executive Assistant
Ed Foley	Assistant Special Teams
Al Holcomb	Defensive Run Game Coordinator
Frisman Jackson	Wide Receivers
Matt Lombardi	Assistant Quarterbacks
DJ Mangas	Coaching Assistant
Pat Meyer	Offensive Line
Jeff Nixon	Senior Offensive Assistant/Running Backs
Linda O'Hora	Executive Assistant to the Head Coach
Frank Okam	Assistant Defensive Line
Jake Peetz	Quarterbacks
Mike Phair	Defensive Line
Matt Rhule	Head Coach
Marcus Satterfield	Assistant Offensive Line
Jeremy Scott	Strength & Conditioning Coach
Jason Simmons	Pass Game Coordinator/Secondary
Mike Siravo	Linebackers
Phil Snow	Defensive Coordinator
Grant Udinski	Coaching Assistant
Cedric Whitaker	Coaching Assistant

COMMUNICATIONS

Ryan Anderson	Assistant Director of Communications
Steven Drummond	Vice President - Chief Communications Officer
Preston Edwards	Communications Assistant
Maria Vanderford	Media Relations Assistant

COMMUNITY RELATIONS

Jill Cole	Community Relations Assistant
Riley Fields	Director of Community Relations
Aaron Gray	Community Relations Coordinator
Bruce Speight	Manager - Social Engagement and Alumni Affairs

CORPORATE PARTNERSHIPS

Sam Baier	Manager of Digital Partnerships
Anthony Darr	Client Services - Corporate Partnerships
Ike Fullard	Corporate Partnerships Sales Executive
Cameron Hutchinson	Client Services - Corporate Partnerships
Nick Kusko	Client Services - Corporate Partnerships
Kendall Leatherman	Corporate Partnerships Assistant

PANTHERS STAFF DIRECTORY

Mike Mahoney	Corporate Partnerships Sales Executive
Paul McGoochan	Vice President - Business Development
Jonathan Norman	Director of Partnership Development
Austin O'Neill	Corporate Partnerships Assistant
Harrison Regan	Business Intelligence Coordinator
John Schlieman	Corporate Partnerships Sales Executive
Lauren Taylor	Client Services - Corporate Partnerships

ENTERTAINMENT & PANTHERVISION

Mike Bonner	Director/Executive Producer - Game Presentation & Production
Berkley Dickens	Manager of Broadcast Engineering
Ken Harill	Mascot Coordinator
Chandalae Lanouette	Entertainment Assistant
David Sanchez	Entertainment and Event Manager
Nicole Smith	Cheerleader Manager and Choreographer
Miguel Vargas	Director of Entertainment

FACILITIES

Alex Barraza	Maintenance Assistant
Justin Brodie	HVAC Technician
Don Gordon	Mechanical Systems Manager
Jeff Long	Maintenance Assistant
Daniel Moose	Maintenance Assistant
Gerard Reyes	Maintenance Supervisor
Chuck Rosselot	Electrical Assistant
Dominick Russo	Preventative Maintenance Supervisor
Scott Skinner	Maintenance Assistant
Raymond Thomas	Refrigeration Technician
Adam Thompson	Plumber
Cameron Tucker	Refrigeration Assistant
Brad Wilson	Maintenance Assistant
Brandon Wilson	Plumbing Assistant
Ong Xiong	Electrical Assistant

FINANCE

Dana Arden	Payroll Manager
Shawn Clisso	Accountant
Kristi Coleman	Vice President - Chief Financial Officer
Mia Cunningham	Accountant
Kristi Heppner	Senior Accountant
James Plyler	Director of Finance/Controller
Ken Polk	Senior Accountant
Jody Toth	Receptionist/Office Assistant

FOOTBALL OPERATIONS

Greg Almond	Assistant Equipment Manager
Mike Anderson	Assistant Director of Football Operations
Claire Burke	Executive Administrator to the GM/Football Operations
Mark Carrier	Executive Director of Football Staff
Trip Foreman	Football Operations Coordinator
Joey Glennon	Video Assistant
Todd Green	Video Director
Christa Hayes	Manager of Football Solutions & Software
Marty Hurney	General Manager
Sean Padden	Vice President - Football Operations
Jacques Ikolo	Video Assistant

PANTHERS STAFF DIRECTORY

Jaiquawn Jarrett	Player Development Assistant
Mike Phillips	Software and Business Intelligence Developer
Danny O'Toole	Equipment Assistant
Bryan Porter	Director of Football Operations
Taylor Rajack	Director of Football Analytics
JD Rast	Football IT Support Manager
Samir Suleiman	Director of Player Negotiations & Salary Cap Manager
Don Toner	Equipment Manager

GROUNDKEEPING

Brian Ballard	Landscape Assistant
Tyler Hornbeck	Landscape Assistant
Danny Losito	Field Supervisor
Dennis Riggs	Field Assistant
Creighton Sloan	Landscape Supervisor
Noah Thompson	Landscape Assistant
Tom Vaughan	Head Groundskeeper

HUMAN RESOURCES & LEGAL

Mike Larsson	Human Resources Manager
Brian Pille	Human Resources Manager
Kisha Smith	Vice President - Human Resources
David Vaught	Associate Counsel

INFORMATION TECHNOLOGY

Braiden Bessey	IT Support Technician
TJ Carney	InfoSec and Infrastructure Manager
Luis Garcia	IT Infrastructure Support Engineer
James Hammond	Director of Information Technology
Eamonn Higgins	IT Network Administrator

MARKETING

Erin Collums	Brand & Advertising Coordinator
Daniel Goldfarb	Graphic Designer
Kalen Karahalios	Marketing Manager
Lindsey Kwiatkowski	Marketing Assistant
Brian Lodigiani	Director of Business Analytics
Sean Phaler	Director of Digital Marketing
Alexandra Schmidt	Brand Experience Coordinator
Meredith Starkey	Vice President - Chief Marketing Officer
Kelly Streeter	Senior Graphics Designer
Dawn Turner	Director of Brand & Consumer Marketing

MEDIA CONTENT PRODUCTION

Kristen Balboni	Team Reporter/Host/Producer
Will Bryan	Managing Editor, Panthers.com
Angela Denogean	Social Content Coordinator
Connor Harrison	Digital Media Producer
Andrew Janke	Media Asset Specialist
Brandon Johnson	Digital Video Producer/Cinematographer
Amie Kiehn	Manager - Content Strategy
David Langton	Radio Executive Producer
Stephen Manderville	Broadcast/Digital Content Manager
Amy Martin	Broadcast Manager
Mick Mixon	Radio Play-By-Play Announcer
David Monroe	Historian/Alumni Affairs Manager

PANTHERS STAFF DIRECTORY

Rob Paul	Videographer/Producer
Myles Simmons	Senior Writer/Editor
Carson Smucker	Senior Digital Video Producer
Brandon Swett	Producer/Director of Live Programming
Brandon Todd	Team Photographer
Bill Voth	Assistant Director of Digital Media/Broadcasting

PLAYER WELLNESS & MEDICAL STAFF

Andrew Althoff	Director of Human Performance
Kate Callaway	Director of Performance Nutrition
Dr. Pat Connor	Team Physician and Orthopedist
Mike Elkins	Massage Therapist
Jim Fernandes	Staff Physical Therapist/Athletic Trainer
Dr. Nancy Gritter	Team Internist
Dr. William Hammonds	Team Ophthalmologist
Dr. Jim Herron	Team Dentist
Kent Johnston	Director of Player Wellness
Kevin King	Head Athletic Trainer
Josh Kollman	Team Chiropractor
Jean-Baptiste Laporte	Director of Rehabilitation
Dr. Scott Lindblom	Team Internist
Ale Oliveira	Assistant Athletic Trainer/Rehab Specialist
Katy Rogers	Assistant Athletic Trainer
Dr. Evan Smith	Team Dentist
Dr. Durham Weeks	Team Orthopedist
Brad Weist	Team Chiropractor

SCOUTING

Matt Allen	Director of Pro Personnel
Jeff Beathard	College Scout
James Blanchard	Pro Scout
Jonathan Fields	College Scout
Robert Haines	College Scout
Rob Hanrahan	Assistant Director of Pro Personnel
Luke Kuechly	Pro Scout
Mike Martin	College Scout
Lee McNeil	BLESTO Scout
Eli Montague	College Scout
Jeff Morrow	Executive Director of Player Personnel
Joel Patten	College Scout
Patrick Stewart	Director of Player Personnel

SECURITY

Warren Allen	Security Officer
Robert Bailey	Security Officer
John Diggs	Security Officer
Randy Goforth	Senior Security Supervisor
Andre Haston	Security Supervisor
Gerri Huff	Security Officer
Eddie Levins	Director of Security
Henry Lowe	Security Officer
Jimmy Robinson	Security Officer
David Roye	Security Officer
Scott Sineath	Security Assistant
Bill Sizemore	Security Supervisor
Glenn Sutton	Security Officer
JD Weigl	Security Officer

PANTHERS STAFF DIRECTORY

STADIUM OPERATIONS

Bonnie Almond	Guest Relations Coordinator
Cornel Cheron	Stadium Operations Assistant
Ed Elowson	Event Coordinator
Matthew Fowler	Stadium Operations Assistant
Jason Hill	Stadium Operations Assistant
Lindsay Marr	Special Events Manager
Scott Paul	Vice President - Stadium Operations
Ryan Petrus	Guest Relations/Security Manager
Eric Setzer	Stadium Operations and Mail Assistant
Becky VanSandt	Guest Relations Assistant

TICKET SALES, SERVICES AND OPERATIONS

Hannah Chandarana	Ticket Services Representative
Noelle Colligan	Ticket Services Representative
Ryan Conaghan	Account Sales Executive
David Edwards	Account Sales Executive
Dylan Evans	Ticket Operations Coordinator
Bryce Garvey	Ticket Services Manager
Eric Garvey	Account Sales Executive
Naimah German	Account Sales Executive
Alyse High	Hospitality Assistant
Jasmine James	Account Sales Executive
Molly Kenny	Account Sales Executive
Joe LaBue	Vice President - Ticket Sales & Services
Daniel Leverton	Ticket Operations Assistant
Sanders MacDonald	Account Sales Executive
Amy Myers	Account Sales Executive
David Nelson	Premium Services Manager
Jessica O'Neill	Director of Ticket Sales & Premium Services
Sam Reedy	Ticket Services Representative
Will Roberson	Ticket Services Representative
Caitlin Roberts	Hospitality Coordinator
Russ Robinson	Assistant Sales Manager
Mike Tillman	Premium Services Assistant
Kanyon West	Director of Ticket Operations & Services
Emily Wingfield	Ticket Operations Assistant



DAVID A. TEPPER

11TH NFL SEASON
3RD PANTHERS SEASON

OWNER

UNIVERSITY OF PITTSBURGH, BA '78
CARNEGIE MELLON UNIVERSITY, MBA '82

Learn it, Earn it, Return it.

It's David Tepper's personal philosophy that has shaped his entire career and serves as the backbone of his approach as the owner of the Carolina Panthers. He firmly believes in developing a winning organization that is consistently competitive year after year and gives back to those who need it most in the Panthers community.

Tepper, a passionate, lifelong NFL fan, purchased the Panthers in July 2018, after partnering with the Pittsburgh Steelers ownership group for nine years.

LEARN IT

Tepper's path to becoming an NFL owner was not well-worn.

He grew up in Stanton Heights, a working-class neighborhood of Pittsburgh. As a kid, he played touch football in the streets and tackle football in the nearby cemetery. Tepper attended an inner-city high school and went on to receive his undergraduate degree in 1978 from the University of Pittsburgh and his MBA from Carnegie Mellon University in 1982.

Tepper paid his own way through school and earned money as a short-order cook at a deli, selling knives door to door, working at a bakery, and stacking books in the library. Following his graduation from CMU, Tepper took a job at Republic Steel, a 100-year old company. In two years, Republic Steel had to merge to avoid bankruptcy, and during that period they were trying to save the company. Republic did more finance deals than ever in its 100-year history. Tepper saw this as an opportunity, learning from each one of them valuable lessons that would stay with him for the rest of his career.

EARN IT

This experience led to Tepper taking a job at a mutual fund specializing in distressed companies, and eventually to Goldman Sachs, a New York bank. Tepper joined the firm in 1985 as a credit analyst, later becoming the head trader in the firm's high yield department. After getting passed over for Partner, he established his own investment firm in 1993, Appaloosa Management.

Today, Tepper is widely considered one of the most successful investors of his generation, and Appaloosa Management has consistently outperformed industry peers and the broader global market since inception.

RETURN IT

Following lessons learned in his early childhood to give to those less fortunate, and inspired by his mother, a public-school teacher, Tepper is deeply passionate about helping everyone meet their basic needs. He started The David A. Tepper Charitable Foundation, Inc. as a way to further his belief that everyone deserves an education, access to healthcare resources, and no one should go to bed hungry. Tepper is an active member in his local communities and champions philanthropic efforts in the Carolinas, Florida, New Jersey, and the greater Pittsburgh area.

As owner, Tepper's philosophy is to win on the field and in the community. He has focused his efforts on expanding the team's charitable engagement in the Carolinas and donated nearly half a million dollars in his first season alone. He has kicked off each Charlotte-Mecklenburg school year by distributing backpacks and school supplies to 12,000 students and teachers in partnership with Classroom Central, a local organization that provides supplies to students in need. In July, Tepper and his wife, Nicole, established the Nicole and David Tepper Scholars Program at the University of South Carolina with a gift of more than \$565,000. Tepper has made significant contributions to local food banks in North and South Carolina as well.

He also supports the players and coaches hard work off the field in giving back to their communities, which has included contributions to the Panthers' Player Impact Committee, the Levine Children's Hospital in Charlotte and the Ronald McDonald House in Charlotte. In 2019, he launched Keep Pounding Day dedicated to community service initiatives across North and South Carolina.

Throughout the COVID-19 pandemic, Tepper has contributed nearly \$25 million to relief efforts, particularly focused on food distribution in North Carolina and New

Jersey in partnership with Feeding America. The Tepper Foundation has been actively involved with the Charlotte COVID-19 Response Fund and has helped close the digital divide by purchasing Wi-Fi access for students learning remotely. In July, Tepper and his wife donated \$250,000 to Johnson C. Smith University students to overcome financial hardship resulting from the pandemic.

Supporting organizations focused on health is an area of great importance for Tepper and the Foundation. Tepper has backed groups that sponsor research and raise awareness for a variety of diseases, such as the American Cancer Society, the American Heart Association, the Parkinson's Disease Foundation, Ace Lymphoma and the Cystic Fibrosis Foundation.

Tepper has played an integral role in providing natural disaster relief nationwide and in Puerto Rico, following hurricanes Maria, Irma, and Harvey. Tepper's foundation partnered with the national organization, Feeding America, to donate \$3 million to rebuild critical food distribution networks and enable 24 food banks nationwide to purchase new refrigerated trucks, which became known as the "Tepper Fleet." Additionally, his Foundation and Appaloosa have donated \$1 million towards the construction of a new food bank in Puerto Rico. In the aftermath of Hurricane Sandy, Tepper donated \$1.2 million to

relief efforts across New Jersey and made contributions to local food pantries, soup kitchens and shelters to help those displaced by the storm. After Hurricane Florence flooded the coast of North and South Carolina, Carolina Panthers Charities and the Tepper Foundation donated \$1 million to the American Red Cross and \$450,000 to regional food banks by providing 25,000 emergency food packs to help communities begin recovering.

He serves on the Boards of Blue Meridian, a partnership of impact-driven philanthropists seeking to change the odds for America's children and youth living in poverty, and the Robin Hood Foundation, New York's largest poverty-fighting organization.

Tepper serves on the Board of Trustees of Carnegie Mellon University and the Business Board of Advisors for the Tepper School of Business. In the spring of 2018, Tepper received an honorary Doctor of Business Practice from Carnegie Mellon University, where he delivered the commencement speech emphasizing the value of thanking people, doing what's right, and above all; learning, earning and returning. He brings these life lessons and more to the Panthers.

A family-oriented person, Tepper is married and is the father of three children and one stepdaughter.





TOM GLICK

3RD NFL SEASON
3RD PANTHERS SEASON

PRESIDENT

CORNELL

Tom Glick is the President of Tepper Sports & Entertainment and enters his third season with the Carolina Panthers, having joined in September 2018. In his role, Glick oversees the team's business operations.

Glick joined the Panthers with more than 30 years of experience in sports management, having worked in baseball, basketball, hockey and soccer in both the United States and the United Kingdom.

At the time of Glick's hiring, Panthers owner David Tepper said, "We are thrilled to have Tom join the Panthers family. He has tremendous experience in professional sports, successfully fostering fan engagement in major cities globally. I know that his record, expertise and drive will be major assets as we look to win on the field and in the community."

For the prior six years, Glick was instrumental in the development of City Football Group (CFG), a multi-national soccer organization that includes seven clubs. CFG's original and flagship club is three-time and current English Premier League champion, Manchester City FC. The group also owns New York City FC of Major League Soccer, as well as clubs in the top divisions in Australia, Spain, Japan, Uruguay and China. As Chief Commercial Officer, Glick oversaw partnership sales and activation, marketing, content production and distribution, retail and licensing, and fan relationship management for all of CFG's clubs.

During Glick's tenure, CFG completed several major infrastructure developments. In Manchester, Etihad Stadium was expanded with more seating, and major improvements were made to premium seating and wider fan amenities were added. In 2015, Manchester City opened a new state-of-the-art training facility, the City Football Academy, built on 80 acres of land adjacent to the stadium. CFG has also completed two further training ground developments, in New York and Melbourne, Australia.

In February 2015, Glick moved to New York for 15 months to help launch New York City FC in the role of president. With the launch complete, he returned to the United Kingdom to continue to drive CFG's global expansion. As a part of this, he has also been responsible for the group's business development in China.

Glick spent the first 14 years of his career predominantly in baseball. From 1999-2004, he served as senior vice president of sales and marketing for the Sacramento River Cats, a Triple-A baseball team. The River Cats led all of Minor League Baseball in attendance and revenue during his five seasons and also became the Minor League's top seller of merchandise over that same period. Glick held various senior positions with other Minor League Baseball teams, including the Lansing Lugnuts, Huntington Cubs, Welland Pirates and Jamestown Expos. During this time, he introduced two new clubs to cities, helping construct and open new stadiums in Lansing, Michigan (1996) and Sacramento, California (2000). In the middle of this tenure in baseball, he served as the business manager of the Peoria Rivermen hockey club.

In 2004, Glick made a move to the National Basketball Association, first as vice president, marketing and team business development at the league headquarters in New York City, and later as chief marketing officer for the New Jersey Nets, which included work on the club's relocation to their current home in Brooklyn. In 2008, Glick relocated to the United Kingdom to take on the role of chief executive officer with Derby County Football Club prior to joining CFG in 2012.

He is a two-time winner of *Sports Business Journal's* Forty Under 40 award. Glick was the first American elected to serve on the Board of the Football League in England. He has also served on the Football Association Council and the Professional Game Board. Glick and his wife, Maria, have three children – Chuck, Ted and Maisy.



KRISTI COLEMAN

7TH NFL SEASON
7TH PANTHERS SEASON

VICE PRESIDENT - CHIEF FINANCIAL OFFICER

Kristi Coleman is in her seventh season with the Carolina Panthers and second as vice president and chief financial officer.

Coleman originally joined the Panthers in 2014 as Controller. In 2016, she was promoted to Director of Finance/Controller and in 2019, she was named Vice President and Chief Financial Officer.

Coleman oversees all financial planning and management of the Panthers and Bank of America Stadium. She develops the day-to-day financial operations by establishing budgets, managing all cash flows and maintaining the team's tax reporting and compliance. She also oversees all league and Collective Bargaining reporting.

Coleman attended West-Oak High School in Westminster, S.C. before graduating summa cum laude from Clemson University with a B.S. in Accounting in 2006. She earned her Masters of Professional Accountancy from Clemson University in 2007 and earned her CPA certification in 2009. She began her professional career with the public accounting firm, Deloitte, leaving as audit Manager to join the Panthers in 2014.

Coleman enjoys spending time with her husband, Wade, and two small children, Thomas and Charlie. In the off-season, they enjoy boating on Lake Norman and vacationing in Charleston, S.C.



STEVEN DRUMMOND

20TH NFL SEASON
17TH PANTHERS SEASON

VICE PRESIDENT - CHIEF COMMUNICATIONS OFFICER

Steven Drummond is in his 17th season with the Carolina Panthers and first as vice president and chief communications officer in 2020.

In his role, Drummond oversees the organization's front facing brands, directing the staffs of public relations, digital and social media, broadcast video content, community relations and alumni affairs.

In 2017, Drummond was elevated to director of communications and digital media, positioning the Panthers as one of the top social and digital brands in the NFL.

He serves as the primary team spokesman to all national media, while internally coordinating brand consistency, organizational messaging and support for marketing, sales and sponsorship activation. He became the team's director of communications in 2015, executing the team's public relations strategy in a season in which Carolina went 15-1 and advanced to Super Bowl 50.

In 2012, Drummond was selected by the NFL to participate in the Stanford University executive development program which provided an opportunity to get a broad and strategic understanding of the industry, operations, and competition from Stanford GSB professors and senior NFL management.

Drummond served as the Panthers' assistant director of communications from 2005-15 and previously worked as communications coordinator for the Jacksonville Jaguars from 2002-05.

A native of Rock Hill, S.C., Drummond graduated from South Carolina with a bachelor's degree in journalism and mass communication. He earned a master's degree in sports management from California University of Pennsylvania and serves on the National Junior College Athletic Association foundation board.

Drummond and his wife, Kerry, have two children, Brennan and Haven.



**MARK
HART**

**25TH NFL SEASON
2ND PANTHERS SEASON**

VICE PRESIDENT - CHIEF OPERATING OFFICER

Mark Hart is in his second season as the Carolina Panthers' vice president and chief operating officer. He joined the Panthers in December 2018 after 23 seasons with the Pittsburgh Steelers.

In his role, Hart leads the development of the team's real estate and infrastructure projects and oversees the team's facility operations at Bank of America Stadium, including security, parking, and information technology. Hart is also an integral part of the Panthers efforts to bring more non-football events to Bank of America Stadium. Hart is leading the planning and development of the team's new headquarters in Rock Hill, S.C., and was instrumental in the development and construction of the Panthers' climate-controlled practice bubble at Bank of America Stadium.

In Pittsburgh, Hart most recently served as the Steelers'

vice president of planning and development, working with the Pittsburgh Pirates, the city of Pittsburgh and a real estate firm to spearhead the development of land between the Steelers' Heinz Field and the Pirates' PNC Park. The North Shore project, which began in 2003, has resulted in the construction of four office complexes, an indoor/outdoor amphitheater, a hotel, structured parking and numerous restaurants. He also led efforts for capital improvements to Heinz Field.

Hart originally joined the Steelers in 1996, helping with operations for Super Bowl XXX before earning positions of increasing responsibility throughout his time with the team.

A native of Pittsburgh, Hart graduated from Carnegie Mellon with a bachelors' of science in industrial management.



**JOE
LABUE**

**18TH NFL SEASON
10TH PANTHERS SEASON**

VICE PRESIDENT - TICKET SALES AND SERVICES

Joe LaBue is in his 10th season with the Panthers in 2020. In his role, LaBue oversees all operations and revenues in ticket sales and services for the Panthers. His group is responsible for the development, growth and retention of permanent seat licenses, membership clubs, single-game and full-season luxury suite rentals, corporate hospitality programs, and single-game ticketing.

LaBue directs the operations and ticket service teams tasked with year-round relationship building and maintenance of the 22,000-plus full-season accounts and single-game ticket inventory. Additionally, LaBue and his team are charged with management, sales, and service related to non-Panthers events at the stadium which have included the ACC football championship, annual college bowl and kickoff games, as well as international soccer matches.

LaBue has held various roles with the Panthers since

joining the organization in 2011 as sales manager, a title he had for four years. In 2015, he was promoted to sales and suite services manager before being named director of ticket sales and premium services in 2018. Over his eight seasons, LaBue and his team have successfully overseen the development of seven additional private clubs, a redesign of the stadium's luxury suites, and the evolution of the corporate hospitality program.

Before his time with Carolina, LaBue spent three years with the Washington Capitals of the National Hockey League as a sponsorship sales executive and seven years with the Washington Redskins, where he held various positions, working his way up to become director of premium seating.

A native of Webster, N.Y., LaBue is a graduate of the University of Maryland with a bachelor's degree in communications. He and his wife, Melissa, have three children, Ashlyn, Riley, and Lincoln.



PAUL McGOOHAN

**2ND NFL SEASON
2ND PANTHERS SEASON**

VICE PRESIDENT - BUSINESS DEVELOPMENT

Paul McGoohan is in his second season as Vice President of Business Development. Since coming to Carolina in July 2019, McGoohan has been responsible for the growth of many commercial elements of Tepper Sports & Entertainment (TSE). He leads the TSE Partnerships team that provides platforms for companies across the Carolinas and beyond to use the Panthers to further their own business objectives.

Born and raised in London, England, McGoohan originally started his career in sports broadcasting before entering the commercial side of the industry. He has advised a number of Premier League sides on commercial,

financial and media matters. Directly before joining TSE, Paul worked closely with Tom Glick on the commercial development of City Football Group.

Since joining Carolina, McGoohan and his staff have driven significant increases in revenue for the Panthers, including entering new long-term agreements with partners including Atrium Health, Coke and Lowes.

In October 2019, Paul enjoyed seeing the Panthers play and win in his hometown, at the ground of his favorite soccer club, Tottenham Hotspur.



SCOTT PAUL

**25TH NFL SEASON
25TH PANTHERS SEASON**

VICE PRESIDENT - STADIUM OPERATIONS

Scott Paul is in his third season as vice president of stadium operations after three seasons as the executive director. He served as the director of stadium operations from 2010-14.

Paul is responsible for all aspects of Bank of America Stadium operations and management. Most recently, he directed an extensive five-year master plan renovations for the stadium. The project, which began in January of 2014, resulted in a \$177 million renovation.

The project featured the construction of escalators, scoreboards, ribbon boards and a distributed sound system, as well as upgrades to suite areas and the 500-level concourse, the beautification of the north side of the stadium, the installation of a state-of-the-art distributed antenna system for cellular service, a new Wi-Fi system, security upgrades and back-of-house improvements.

During the 2016 offseason, the fourth phase of the construction project was completed and included renovations to the 100-level concourse and 300- and 400-level club lounges featuring new signage and increased points of

sale to improve the fan experience. In addition, the stadium playing field, which had been host to more than 200 football games and special events, was completely replaced and a new irrigation and drainage system was installed.

Paul is also charged with managing the stadium for non-Panthers events, which have included the ACC football championship game, annual college bowl and kick-off games, as well as international soccer matches and the 2012 'Brothers of the Sun' concert tour with Kenny Chesney and Tim McGraw.

Paul began working with the Panthers in 1996, joining the team as operations assistant, and worked in various positions of increasing responsibility within the department before his appointment to director of stadium operations. Paul earned his undergraduate degree in economics from the University of California-Davis and his master's in education from the University of Georgia.

He lives in Davidson, N.C., with his wife Rose, and daughters Taylor and Paige.



KISHA SMITH

2ND NFL SEASON
2ND PANTHERS SEASON

VICE PRESIDENT - HUMAN RESOURCES

Kisha Smith joined the Panthers in October 2019 as vice president of human resources.

Smith came to Carolina following a 15-year career with Walmart Inc. and Sam's Club. While with Walmart and Sam's Club, Smith led and supported the companies' logistics, regional operations, new store openings and headquarter functions in Florida, North Carolina, Washington D.C. and most recently in Bentonville, Ark., the location of the companies' headquarters.

Originally hired by the Walmart Logistics team as a Human Resource Office Manager in 2004, Smith held various roles with increasing responsibilities during her tenure within a few different business segments of the company, including Regional HR Director, Human Resources Business Partner, Corporate Health and Wellness HR Director, Divisional Human Resource Senior Director and ended her career with the organization within the Sam's Club division, serving as HR Senior Director.

Smith has a passion for and proven success in resolving complex human capital challenges, designing progressive compensation and benefits programs, and positioning various businesses for long-term growth. Smith has been recognized as a dynamic leader with sound judgment, professionalism, and the ability to foster a unified and productive work environment.

A native of Shelby, N.C., Smith earned a degree in business administration in 2006 from the University of North Carolina at Charlotte. She then went on to earn her MBA in human resource management from Columbia Southern University in 2013. Based on her faith and calling in life, Smith is in pursuit of a graduate studies degree in Christian education from Dallas Theological Seminary.

Smith and her family recently relocated from Arkansas. She and her husband, Marcus, live in Charlotte, with their son, Santana, and their daughter, Kylie, attends the University of Central Arkansas.



MEREDITH STARKEY

2ND NFL SEASON
2ND PANTHERS SEASON

VICE PRESIDENT - CHIEF MARKETING OFFICER

Meredith Starkey joined the Panthers as vice president - chief marketing officer in March 2019 after nearly 10 years at T-Mobile, where she was vice president of marketing - sponsorships and events. Prior to joining T-Mobile, she held sponsorship marketing positions at Motorola and Genesco Sports Enterprises.

She brings an expertise in building integrated brand communication and sponsorship strategies, customer acquisition and loyalty, creative development, production, research and insight.

"We are delighted to have Meredith join our leadership team," said team president Tom Glick. "She is a proven difference maker in our industry and understands fans and how to deliver special moments, memories and experiences to continue to fuel their passion. As we strive to do more for our fans, partners and communities across the Carolinas, Meredith's command of the fundamentals and drive to innovate will help us get it right."

Starkey revitalized and expanded entertainment marketing for T-Mobile with a strategy to reach millennials, including their first ever naming rights deal - T-Mobile Arena in Las Vegas - along with a series of major media and music platforms.

She also led the renewal strategy and negotiation of T-Mobile's MLB sponsorship and previously managed T-Mobile's NBA sponsorship.

In 2018, *Event Marketer Magazine* named her one of the "Top 15 Women in Event Marketing" and *Sports Business Journal* named her a "Brand Power Player." In 2015, she was recognized by *Sports Business Journal* as a "Forty Under 40" award winner, and the previous year, *Sports Business Journal* included her in the class of "2014 Game Changers: Women in Sports Business."

An Edenton, N.C. native who grew up in Lexington, S.C., Starkey earned a Bachelor of Science in Marketing from Clemson University.



MARTY HURNEY

29TH NFL SEASON
19TH PANTHERS SEASON

GENERAL MANAGER

Marty Hurney was named general manager of the Carolina Panthers on February 21, 2018. He previously worked for the Panthers from 1998-2012, serving as director of football administration in 1998, director of football operations from 1999-2001 and general manager from 2002-12. He was the team's interim general manager during the 2017 season, helping the team to an 11-5 finish and a trip to the playoffs.

With Hurney as general manager, the Panthers have made four playoff appearances, including one that resulted in a trip to Super Bowl XXXVIII, and earned two NFC Championship appearances and two NFC South titles.

Near the end of his first stint as GM, Hurney drafted quarterback Cam Newton in 2011 and linebacker Luke Kuechly in 2012. The two players each won NFL Rookie of the Year, making Carolina just the fourth team to have consecutive offensive or defensive rookies of the year since the Associated Press started presenting the awards in 1967.

This continued a string of successful first-round selections for Hurney after he assumed general manager responsibilities in 2002 when defensive end Julius Peppers earned NFL Defensive Rookie of the Year. Offensive tackle Jordan Gross, drafted in 2003, became one of the NFL's top tackles over his 11 seasons and is the Panthers' all-time leader with 167 games started. Following in 2004 was cornerback Chris Gamble, who ranks first in team history with 27 interceptions. Then came linebacker Thomas Davis, the franchise's all-time leader with 1,086 tackles, in 2005. Next in 2006 was running back DeAngelo Williams, who stands second in team history with 6,846 career rushing yards. 2008 brought running back Jonathan Stewart, who leads the Panthers with 7,318 career rushing yards. In 2018, in his second stint with Carolina, Hurney drafted wide receiver DJ Moore, who led all Panthers receivers with 55 receptions and 788 yards as he earned PFWA All-Rookie honors. In 2019, rookie defensive end Brian Burns ranked fourth amongst all rookies in the NFL with 7.5 sacks.

Hurney also displayed an ability to multiply picks to strengthen the roster. In 2007, he traded Carolina's first-round selection (11th overall) to the New York Jets in exchange for their first-round choice (25th overall) and second-round pick. Hurney proceeded to take linebacker Jon Beason with the first-round selection and center Ryan Kalil with the second-round choice, and both developed into Pro Bowl players.

The ability to find value was not limited to the first couple of rounds of the draft under Hurney. For example, the Pan-

thers selected future Pro Bowl cornerback Josh Norman in the fifth round of the 2012 draft under Hurney, who also enjoyed significant success in free agency during his tenure. Veteran free agent signings included running back Stephen Davis, quarterback Jake Delhomme and wide receiver Ricky Proehl, all who played prominent roles on Carolina's Super Bowl XXXVIII team. Through trades he acquired tight end Greg Olsen and long snapper J.J. Jansen. Davis, Delhomme, Jansen and Olsen, along with veteran free agents linebacker Mark Fields and guard Mike Wahle, joined 11 of Hurney's draft choices as Pro Bowl players.

It is a resume that has brought favorable notice to Hurney, who was second in NFL Executive of the Year balloting in 2003 and recognized by *Forbes.com* as one of the top 10 executives in professional sports in 2007. A year earlier, he earned the same honor from *FoxSports.com*. Hurney's promotion to general manager in 2002 was the culmination of a 15-year NFL apprenticeship under some of the game's most astute coaches and executives. He originally joined the Panthers in 1998 from the San Diego Chargers and managed the salary cap under head coaches Dom Capers and George Seifert.

He first caught the eye of former Washington owner Jack Kent Cooke when Hurney was a newspaper reporter covering the team's championship runs in the 1980s. Developing an association with Cooke, head coach Joe Gibbs and general manager Bobby Beathard, Hurney joined the Washington public relations department in 1988. In 1990, Hurney moved with Beathard to San Diego, serving as the general manager's assistant with responsibilities that included organizing the scouting department and player contracts and overseeing the day-to-day football administration.

With the advent of the salary cap in 1993, Hurney emerged as the club's specialist in compliance management, earning distinction as both an administrator and negotiator and playing an integral role in San Diego's AFC Championship in 1994.

A native of Wheaton, Md., Hurney graduated from Catholic University in Washington, D.C., and began his career as a journalist with the *Montgomery Journal* in Silver Spring, Md. In 1978, he moved to the *Washington Star* and worked on that paper for three years before going to the *Washington Times*, where he spent five years as a beat writer covering Washington's NFL team.



SEAN PADDEN

**1ST NFL SEASON
1ST PANTHERS SEASON**

VICE PRESIDENT - FOOTBALL OPERATIONS

Sean Padden is in his first season with the Carolina Panthers in 2020 as vice president of football operations. In his current role, Padden oversees all facets of the football operations staff and department responsibilities.

Padden comes to Carolina with over 14 years of experience on the collegiate level in various positions.

Prior to joining the Panthers, Padden spent three seasons (2017-19) at Baylor University where he served as the associate athletic director for football operations.

Before his stint at Baylor, Padden spent four years (2013-16) at Temple University. After originally being hired as director of football operations at Temple, Padden was named associate athletic director and athletics chief of staff in 2014.

Padden got his start in collegiate athletics in 1997 as defensive line coach at Albright College, a position he held for two seasons before joining the University at Albany in 1999, where he spent time coaching the defensive line and wide receivers. In 2001, he was the outside linebackers coach at Columbia University, before joining the Fordham University coaching staff in 2002 as the defensive line coach.

Between stints working in football, Padden gained experience as a sales professional, notably selling infrastructure software to nuclear and electric utilities.

A native of Norristown, Pa., Padden played collegiately at Catholic University, where he graduated from in 1997 with a degree in accounting. He went on to earn a master's degree in higher education administration from the University at Albany in 2005.



MARK CARRIER

**10TH NFL SEASON
10TH PANTHERS SEASON**

EXECUTIVE DIRECTOR OF FOOTBALL STAFF

Mark Carrier is in his 10th season with Carolina in 2019 and second as executive director of football staff.

In his role, Carrier works with all facets of the football operations, consulting with general manager Marty Hurney on all football-related topics, including player evaluations, staff makeup and team direction. He attends events throughout the calendar year to interact with draft-eligible players and assess their team fit. He also oversees all minority coaching program hires over the course of the spring through training camp. He has continued to perform aspects of his previous position by helping players transition into the NFL and through their playing and post-playing careers.

Carrier had served as senior advisor to the general manager in 2018, after seven seasons as the team's director of player engagement from 2011-17. In that role, he oversaw all activities in the department of player engagement. His initiatives included an offseason program for

newly drafted and newly signed rookie players teaching financial education, mentorship opportunities and social responsibility. He also worked with veteran players on leadership and team dynamics as well as career transition education and opportunities. His department worked closely with alumni affairs to promote opportunities for continuing education and career development.

Carrier played 12 seasons in the NFL as a wide receiver, spending the final four seasons (1995-98) of his career with the Panthers. He notched a 1,000-yard receiving season in the team's inaugural campaign in 1995. He led the team with 808 receiving yards and six receiving touchdowns in 1996, helping Carolina to the NFC West division title and a playoff berth in just the team's second season.

Carrier finished his Panthers career with 2,547 receiving yards, a mark that still ranks fifth all-time in franchise history.



JEFF MORROW

26TH NFL SEASON
23RD PANTHERS SEASON

EXECUTIVE DIRECTOR OF PLAYER PERSONNEL

Jeff Morrow was named Carolina's executive director of player personnel in May 2019. He served as the senior director of college scouting in 2018, after being elevated to director of college scouting prior to the 2017 season. He is in his 26th season in the NFL, including 23 with the Panthers.

In his role, Morrow works closely with the general manager in player evaluation and roster building responsibilities. He continues to be an integral part of the college scouting department, helping with NFL Draft preparations, grading of draft prospects and college free agents, while also evaluating Panthers personnel and team needs.

Prior to becoming the director, Morrow spent one season as the assistant director of college scouting in 2016. Morrow originally joined the Panthers in 1998 as an area scout following three years with National Football Scout-

ing and 14 years as a college coach. He was elevated to national scout in 2001 and earned the title of national scout/senior college scout in 2012.

Morrow coached at the University of Evansville from 1981-83 before moving to Tennessee from 1984-85 as a graduate assistant working with quarterbacks. He went to Morehead State (Ky.) from 1986-88, and served as offensive coordinator and quarterbacks/wide receivers coach prior to joining Louisville from 1989-94, and coaching receivers and kickers. He joined National Football Scouting in 1995.

A quarterback and punter at Kent State from 1979-80 after transferring from Inver Hills Community College, Morrow is a graduate of Champaign (Ill.) Centennial High School. He and his wife, Julie, have a son, Jordan, and live in Louisville, Ky.



MATT ALLEN

11TH NFL SEASON
11TH PANTHERS SEASON

DIRECTOR OF PRO PERSONNEL

Matt Allen is in his 11th season with the Carolina Panthers and fourth season as the team's director of pro personnel after being elevated to the position in May 2017. In his role, Allen oversees a staff that is responsible for scouting upcoming opponents, evaluating free agents, monitoring the waiver wire and continually assessing talent across all professional football leagues.

Prior to being named the director, Allen served as a pro scout from 2013-16, after three seasons (2010-12) as the team's combine scout. As a pro scout, Allen assisted in the evaluation of professional free agents and helped with the advance scouting reports on future opponents. As combine scout, Allen covered all colleges in North

Carolina, South Carolina and Virginia as the team's representative for National Football Scouting. He also was responsible for assisting college scouts in the evaluation of prospects for the annual NFL Draft.

Allen began his career with the Panthers in 2000 helping the equipment manager with all facets of operation. Upon college graduation, he transitioned into college scouting by accepting the assistant position.

Allen graduated from Elon University, where he earned a bachelor's degree in Leisure and Sports Management. A graduate of Myers Park High School in Charlotte, N.C., Allen, his wife Martha and two sons, Harris and Elliott, live in Charlotte.



ANDREW ALTHOFF

1ST NFL SEASON
1ST PANTHERS SEASON

DIRECTOR OF HUMAN PERFORMANCE

Andrew Althoff joined the Panthers as director of human performance in 2020. He comes to Carolina following 11 years at Baylor University in various roles.

In his current role, Althoff is responsible for integrating physical, psychological and social aspects of players' performance into a strategic approach.

Most recently, Althoff served as assistant athletic director for sports performance at Baylor. He was originally hired at Baylor as assistant director of Olympic sports in 2009. During his tenure with the school, Althoff held numerous titles including co-director of Olympic sports, associate director of football and director of applied performance.

Prior to his time at Baylor, Althoff worked at Valdosta State University where he designed and implemented programs for numerous sports including football which won the national championship in 2007.

Althoff played collegiately at Loras College. At the completion of his playing career, he became a student coach with the school. While at Loras, Althoff worked in strength and conditioning with multiple sports, including football. In 2006, he completed an internship at the University of Iowa working with the strength and conditioning program for Olympic sports.

Althoff holds a Master's in Education from Valdosta State University and a Bachelor's degree in Sports Science with minors in biology and coaching from Loras College. He has certifications from the National Strength and Conditioning Association, The Collegiate Strength and Conditioning Coaches Association, USA Weightlifting and is Functional Movement Certified.

Althoff and his wife, Chrissie, have three sons Tucker, Joel, and Eli.



KATE CALLAWAY

1ST NFL SEASON
1ST PANTHERS SEASON

DIRECTOR OF PERFORMANCE NUTRITION

Kate Callaway enters her first season with the Panthers as director of performance nutrition in 2020. In her role, she is responsible for providing individual and team nutrition strategies for optimal performance and health.

Prior to joining the Panthers staff, Kate's experience includes work as a Sports Dietitian at the University of Mississippi (2016-20), Eating Disorder Treatment Dietitian at UNC-Chapel Hill Center of Excellence for eating disorders (2014-16), Director of Sports Nutrition at North Carolina State University (2012-14) and Sports Dietitian at Auburn University (2010-12).

Callaway, MS, RDN, CSSD, e-RYT 200, received a Bachelor of Science in Nutrition and Master of Science in Sports Nutrition from Auburn University.

She is a board-certified specialist in sports dietetics and has worked with both professional and collegiate athletes throughout her career. Additionally, she has been a registered yoga instructor for over six years.



TODD GREEN

1ST NFL SEASON
1ST PANTHERS SEASON

VIDEO DIRECTOR

Todd Green joined the Panthers in 2020 as video director within the football operations department.

As video director, Green manages the football operation's video team, in charge of capturing, editing and organizing team video for the coaching and personnel staff throughout the season and off-season. In addition to film production, Green's staff is responsible for ensuring all meeting rooms for coaches and players are equipped with the necessary equipment, including projectors and computers. He is also tasked with overseeing the use of the team's new 8K projector wall and virtual reality setups.

Before coming to Carolina, Green spent the previous six years at Clemson in the same role. While with the Tigers, he was a part of two national championships and five Atlantic Coast Conference titles.

Prior to his time at Clemson, Green worked five years at the United States Naval Academy, where he was originally hired as video director, before being promoted to assistant athletics director. Green also spent one year with the football team at the University of Arkansas in 2008. He got his start in college athletics in 2003 at The Citadel.

Green earned a master's degree from the University of South Carolina and an undergraduate degree from the University of Tennessee.

He and his wife, Lauren, have two children, son, Thaddeus, and daughter, Mckinlee Grace.



KENT JOHNSTON

25TH NFL SEASON
1ST PANTHERS SEASON

DIRECTOR OF PLAYER WELLNESS

Kent Johnston enters his first season with the Panthers in 2020 as director of player wellness. He comes to Carolina with over 20 years of experience working in the NFL.

Most recently, Johnston spent two years assisting head coach Matt Rhule at Baylor University.

Johnston originally retired from the NFL in 2017 after stops with multiple teams across the league. He got his start in the NFL in 1987 as strength & conditioning coach with the Tampa Bay Buccaneers, a position he held for five years (1987-91). He went on to become the strength & conditioning coach with the Green Bay Packers for seven years (1992-98), where he was a part of six playoff appearances and a Super Bowl XXXI winning team. Johnston was named Strength and Conditioning Coach of the Year in 1997.

Following his time with Green Bay, Johnston followed former Packers head coach Mike Holmgren to Seattle where

he was the strength & conditioning coach for five seasons (1999-03). He then spent two years (2004-05) at the University of Alabama, before stepping away from the sport to work in the non-profit and business line.

Johnston returned to the NFL in 2010 with the Cleveland Browns, where he spent three seasons (2010-12), before joining the San Diego Chargers staff (2013-16).

Before his time in the NFL, Johnston worked on the collegiate level at Northwestern State University (1979-80), Northeast Louisiana University (1980-81) and the University of Alabama (1983-86).

He was inducted into the USA Strength & Conditioning Coaches Hall of Fame in 2005.

A native of Mexia, Texas, Johnston attended Stephen F. Austin State University. He and his wife, Pam, have four sons: Kody, Kole, Clay (Los Angeles Rams linebacker) and Cade.



KEVIN KING

**10TH NFL SEASON
8TH PANTHERS SEASON**

HEAD ATHLETIC TRAINER

Kevin King is in his eighth season with the Panthers and first as head athletic trainer in 2020.

King oversees and directs an athletic training staff that is responsible for monitoring and caring for the overall health of the team and its personnel. He manages a staff consisting of full-time athletic trainers and season-long certified intern athletic trainers that are experienced in injury prevention and recovery, as well as conditioning and rehabilitation.

King was promoted to head athletic trainer after serving seven years as assistant athletic trainer with the Panthers.

King got his start in the NFL in 1998 as a summer athletic training intern with the New York Giants. He also spent time with the Cleveland Browns as an athletic training intern in 2003 and 2004.

During his career, King also gained experience on the collegiate level, serving as an assistant athletic trainer at North Carolina State University for three years (2004-07)

before he became staff athletic trainer at the University of North Carolina (2007-13).

King attended East Carolina University where he earned a Bachelor of Science degree in Athletic Training & Sports Medicine, before going on to earn his Masters from the University of Connecticut.

In 2019, King was recognized at the North Carolina Athletic Trainers' Association Clinical Symposium and Awards Ceremony where he received the Bill Griffin Most Distinguished Athletic Trainer Award.

While advancing in the profession of athletic training and healthcare, King has remained active in committee work and leadership with various organizations, including the National Athletic Trainers' Association, Mid-Atlantic Athletic Trainers' Association, North Carolina Athletic Trainers' Association and Professional Football Athletic Trainers' Society.

A native of Wilson, N.C., King attended Beddingfield High School. He and his wife, Nicole, live in Charlotte.



JEAN-BAPTISTE LAPORTE

**8TH NFL SEASON
8TH PANTHERS SEASON**

DIRECTOR OF REHABILITATION

Jean-Baptiste Laporte is entering his eighth season with Carolina in 2020, and first as the director of rehabilitation.

In his current role, Laporte is tasked with assessing injury prevention and rehabilitation of all injured personnel. Laporte previously served as a physical therapist and assistant athletic trainer with the Panthers for seven seasons (2012-19). Laporte also serves as the team's muscle activation techniques specialist.

Prior to his start in the NFL, Laporte spent over six years (2007-13) at Concordia University where he held various titles, including athletic trainer, physical therapist, laboratory coordinator and instructor. While at Concordia, he developed and instructed course material with students,

supervised athletic training students and specialized in the prevention, assessment and rehabilitation of musculoskeletal injuries. During his time at Concordia, Laporte also served as head athletic trainer and physical therapist with Football Canada/Football Quebec, assisting with the injury rehabilitation of athletes.

Laporte earned a Master in Physical Therapy in 2002. He went on to earn a Bachelor of Science degree from Concordia in athletic training/athletic therapy in 2006, before earning a Master of Science degree in rehabilitation science from California University of Pennsylvania in 2010.

Born in Paris, France, Laporte and his wife, Emilie Pashley, live in Charlotte.



BRYAN PORTER

18TH NFL SEASON
18TH PANTHERS SEASON

DIRECTOR OF FOOTBALL OPERATIONS

Bryan Porter is in his 18th season with the Panthers and fourth season as director of football operations in 2020.

In his role, Porter directs the football operations team travel, budget, and supports the day-to-day logistics in the department.

Porter was the football operations manager from 2011-17, where he planned and executed all travel, including bus and hotel contracts, while also managing training camp operations.

Prior to his promotion to manager, Porter was the Panthers' football operations coordinator from 2006-11 and operations assistant from 2003-06.

He worked as a team equipment intern in 2001 and 2002

after starting as an intern with the public relations department in the spring of 2001.

Porter played football at Guilford College from 1996-99. He earned his undergraduate degree from N.C. State in business management in 2001.

Porter and his wife, Nicki, have two children, Davis and Henry.



TAYLOR RAJACK

7TH NFL SEASON
2ND PANTHERS SEASON

DIRECTOR OF FOOTBALL ANALYTICS

Taylor Rajack is in his second season as the director of football analytics for the Carolina Panthers. He joined the Panthers in June 2019 following five seasons with the Philadelphia Eagles.

Rajack leads the Panthers football analytics department and is responsible for testing theories, studying trends for coaches, and reviewing game preparation process and game planning. He also provides trade analysis and assessments of the contract negotiation space, and assists in the college scouting process, helping create projections for prospects.

Rajack worked with the Eagles from 2014-18, serving the last two as assistant director of football analytics, helping the Eagles win Super Bowl LII during the 2017 season. Rajack began his career with the Eagles working as an intern in the summer of 2013 before joining the team full-time following college graduation.

Rajack attended the Massachusetts Institute of Technology, earning a degree in economics with a minor in management science.



PATRICK STEWART

14TH NFL SEASON
1ST PANTHERS SEASON

DIRECTOR OF PLAYER PERSONNEL

Patrick Stewart enters his first season with the Panthers in 2020 as the team's director of player personnel.

Stewart comes to Carolina after serving as a national scout with the Philadelphia Eagles since 2018. In his time with the Eagles, Stewart was a part of two playoff appearances and one NFC East title in 2019.

Before joining Philadelphia's staff, Stewart spent 11 years (2007-17) with the New England Patriots in various positions. Originally hired as a scouting assistant, he went on to serve as both an area scout (2009, 2013-17) and pro scout (2010-12). In his 11 years with the Patriots, Stewart was a part of nine division championships, 10 playoff appearances, five Super Bowl appearances and two Super Bowl victories (XLIX and LI).

Prior to his start in the NFL, Stewart worked as an assistant director of football operations at Temple University (2006). Stewart spent one season as a graduate assistant at Western Carolina in 2005.

From 2000-04, he worked as a student manager at Ohio State while earning his bachelor's degree in Political Science, which he received in 2005.

Stewart and his wife, Whitney, have two sons, Theo and Calvin.



SAMIR SULEIMAN

20TH NFL SEASON
1ST PANTHERS SEASON

DIRECTOR OF PLAYER NEGOTIATIONS & SALARY CAP MANAGER

Samir Suleiman (Suh-meer Sool-e-mun) is the team's primary negotiator and manages their \$200 million salary cap and cash budget while working closely with ownership, the general manager and the head coach on building the roster, player procurement, strategic planning and compliance with League rules.

Previously, Suleiman worked for the Pittsburgh Steelers (2013-19) as Football Administration Coordinator, managing their salary cap, negotiating player contracts, arranging team logistics and scouting. During that time, they won three AFC North Division championships.

Prior to joining the Steelers, Suleiman was hired in 2011 as an Expert Witness for the winning Defense in the Aldra Wilson v. Chad J. Prusmack, M.D. malpractice lawsuit.

He worked for the St. Louis Rams (2000-09) in the position of Director of Football Administration when the team played in Super Bowl XXXVI. He was promoted to Director of Football Operations in 2005. He was the team's secondary football executive, primary negotiator and liaison with the NFL Office, helping oversee the departments of

player personnel, coaching, medical, video, equipment and player programs. He evaluated both collegiate and professional players, including most responsibilities of pro scouting directors. He was a concurrent member of the NFL Club Services Committee (2001-09).

Suleiman served as Manager of Contract Information for the Jacksonville Jaguars (1998-99) when the franchise won its first two division championships.

He began his career in 1997 with the NFL Management Council, analyzing player contracts and monitoring club compliance with the salary cap.

Born in Washington, D.C., Suleiman earned a B.S. degree in Sport Management from James Madison University, where he played wide receiver on the 1994 Lambert Cup Championship football team. He also played semi-pro football for the Brooklyn (N.Y.) Mariners, winning the 1997 Garden State Football League Championship. Suleiman resides in Belmont, N.C., with his fiancée Erin.



DON **TONER**

36TH NFL SEASON
26TH PANTHERS SEASON

EQUIPMENT MANAGER

Don Toner is in his 26th season with the Carolina Panthers, and his third as equipment manager in 2020.

Prior to his promotion, Toner served as the Panthers assistant equipment manager from 1995-2017, joining the franchise after 10 years as an equipment assistant for the Buffalo Bills.

Toner began his career with the Bills in high school, assisting the equipment staff during training camp and gradually increasing his responsibility until he began traveling with the team in 1988.

Toner and his wife, Joelle, have a son, Donny, and a daughter, Nicole.



JEFF BEATHARD

24TH NFL SEASON
13TH PANTHERS SEASON

COLLEGE SCOUT

Jeff Beathard joined the Carolina Panthers scouting department in 2008 as an area scout and is in his 24th season in an NFL scouting department in 2019. He is currently responsible for evaluating the Southeast.

Prior to joining the Panthers, Beathard was a scout for the Canadian Football League's Hamilton Tiger-Cats from 2003-05. He worked in the San Diego Chargers scouting department from 1994-2002 after beginning his NFL scouting career with the Los Angeles Rams in 1992, working with the team until 1994. Beathard was the director of player personnel and running backs coach in 1991 for the Orlando Thunder of the World League of American Football, which was later known as NFL Europe. In 1992, he became the director of player personnel and tight ends coach for the San Antonio Riders of the WLAF.

Beathard attended Towson State University from 1983-85, starting at running back as a sophomore and junior before transferring to Southern Oregon State College as a senior. He was the 333rd overall and final pick by the Los Angeles Rams in the 1988 draft, becoming "Mr. Irrelevant," in a year when the selection process lasted 12 rounds. He spent a season with the CFL's Winnipeg Blue Bombers before beginning his career in football administration.

Beathard graduated from Oakton High School in Vienna, Va., where he played football, baseball and ran track. He was All-District, All-Region and All-State in football and played in the Virginia all-star game as a senior. Beathard has three children, Kylee, Jeffrey, Jr. and Jake, and lives in Fairview, Tenn. He is married to Karen who has three daughters, Sapphire, Jade and Diamond.



JAMES BLANCHARD

1ST NFL SEASON
1ST PANTHERS SEASON

PRO SCOUT

James Blanchard is in his first NFL season in 2020, serving as a pro scout with the Panthers.

In his role, Blanchard is primarily responsible for breaking down film of other NFL teams and evaluating potential free agents.

Prior to joining the Panthers, Blanchard spent one season at Baylor University, where head coach Matt Rhule hired him as director of recruiting in February 2019. In his time with Baylor, Blanchard oversaw the process of identifying and pursuing prospective scholarship candidates.

Before joining the Baylor staff, Blanchard owned *JKBrecruiting.com* from 2014-19. During this time, he fo-

cused on identifying prospects with the talent and quality deserving of being offered athletic scholarships. While working with *JKBrecruiting.com*, Blanchard assisted numerous schools in the Midwest and along the West coast, including Baylor, TCU, Utah, Texas A&M, Mizzou, Oregon, Oregon State, Louisiana-Lafayette, Louisiana-Monroe, UTSA and Stephen F. Austin State.

A native of Orange, Texas, Blanchard played at West Orange Stark High School. He then went on to study psychology at Lamar University in Beaumont, Texas.

Blanchard lives with his wife, Kiara, and their four children: Kenley, Karrington, Karter and Kali.



JONATHAN FIELDS

7TH NFL SEASON
7TH PANTHERS SEASON

COLLEGE SCOUT

Jonathan Fields is in his first season as the Panthers West area scout in 2020.

In his current role, Fields is responsible for scouting and evaluating college prospects from states along the west coast, including Arizona, California, Hawaii, Idaho, Nevada, Oregon, Utah and Washington.

Prior to becoming an area scout, Fields served as the club's BLESTO scout in 2019. In this role, he was the Panthers representative for BLESTO Scouting Service, covering the Rocky Mountain region, including Arizona, Colorado, Kansas, New Mexico, Utah and Wyoming.

Fields previously served as the pro scouting assistant for two years (2017-18). His scouting experience began in

2014 when he worked as a college scouting assistant, a position he held for three years (2014-16).

Fields got his start in the NFL as a football operations intern during training camp in 2010, 2011 and 2012. He then served as a season-long intern during the 2013 season before joining the staff fulltime the following year.

Fields is originally from Nashville, Tenn. and attended Antioch High School. He graduated from the University of Tennessee at Chattanooga with a degree in health and human performance. He lives in Phoenix, Arizona with his wife, JaQuita, and their son, Jonathan.



ROBERT HAINES

19TH NFL SEASON
19TH PANTHERS SEASON

COLLEGE SCOUT

Robert Haines has spent his entire NFL career with the Carolina Panthers, most recently serving as the team's Northeast area scout since 2010.

Haines began his career with Panthers in August 2002, helping in the video department. In 2005, he continued his work in the video department and began a transition to college scouting assistant. In August 2007, Haines was named pro scouting assistant, a role in which he was responsible for grading free agents and assisting with the pro scouting advance. He was promoted in 2008 to the Panthers' combine scout, serving in that position for two seasons.

Haines graduated from East Carolina University, where he earned a bachelor's degree in communications with a concentration in Media Production. He graduated from Page High School in Greensboro, N.C.

Haines and his wife, Marcie, have twins, Eli and Madelyn, and another son, Jacob.



ROB HANRAHAN

20TH NFL SEASON
4TH PANTHERS SEASON

ASSISTANT DIRECTOR OF PRO PERSONNEL

Rob Hanrahan enters his third season as the assistant director of pro personnel in 2020.

In his role, Hanrahan is tasked with assisting the pro personnel director in the coordination of pro scouting assignments of players on all other 31 teams in the NFL.

Hanrahan joined the Panthers in 2017 as a pro scout after 16 seasons with the Buffalo Bills, including the last two (2015-16) as the team's director of pro personnel.

As director of pro personnel, Hanrahan's responsibilities included overseeing the Bills pro scouting staff, advance reports for upcoming opponents, evaluating free agents and providing draft prospect evaluations.

Prior to his promotion to director, Hanrahan served as Buffalo's assistant director of pro personnel in 2014 and pro personnel coordinator from 2008-13. From 2004-07, Hanrahan served as a pro personnel assistant after two years as the team's scouting assistant. He first joined the Bills as an intern in the media relations department in 2001.

Hanrahan earned his bachelor's degree in Sports Management from SUNY-Cortland in 2001. He and his wife, Megan, have two children, Devlin Joseph and Josie Mae.



LUKE KUECHLY

1ST NFL SEASON
1ST PANTHERS SEASON

PRO SCOUT

Luke Kuechly is in his first season as a pro scout with the Carolina Panthers in 2020.

In his role, Kuechly is responsible for evaluating upcoming opponents and potential free agent targets.

Kuechly retired from his playing career in January 2020, after eight seasons with the Panthers. In his career, he earned seven Pro Bowl honors, seven AP All-Pro selections, the 2013 Defensive Player of the Year award and the 2012 NFL Rookie of the Year award.

Kuechly finished his career with 1,092 tackles, second-most in Panthers history, and the most by any player in the NFL since he entered the league in 2012. His 18 interceptions are most by a linebacker since 2012 and third-most in franchise history.

He was part of three teams that claimed the NFC South title (2013-15), and was instrumental in helping the Panthers earn four playoff appearances and reach their second Super Bowl appearance in franchise history in 2015.

Kuechly attended Boston College from 2009-11, where he finished his career with an ACC and school-record 532 tackles. He is the only player to lead the nation in tackles more than one season and first player to lead the ACC in tackles three times.

A native of Cincinnati, Ohio, Kuechly attended St. Xavier High School.



MIKE MARTIN

19TH NFL SEASON
3RD PANTHERS SEASON

COLLEGE SCOUT


Mike Martin came to the Panthers as southwest area scout in July 2018. He had previously served as assistant director of college scouting for the Houston Texans in 2017.

Martin is in his 19th year in the NFL after serving 11 seasons with the Texans, including 10 years (2007-16) as a college scout. He came to the Texans in the spring of 2007 after four seasons with the Tampa Bay Buccaneers personnel department.

Martin joined the Buccaneers as a pro personnel assistant in 2003 before becoming a pro scout in 2004. He spent his last two seasons in Tampa Bay as the southeast region and national combine scout. Martin got his start in the NFL as an intern with the Tennessee Titans in 2002.

A four-year letterman with Vanderbilt (1999-02), Martin played defensive back for the Commodores as well as special teams. He was a finalist for the 2003 Male SEC Scholar-Athlete of the Year and graduated cum laude from Vanderbilt in 2002 with a bachelor's degree in human and organizational developmental studies. He earned his master's degree in organizational leadership from Vanderbilt in 2003.

Martin and his wife, Cari, have two children, a son, Mad-don, and daughter, Malone.



LEE McNEILL

3RD NFL SEASON
3RD PANTHERS SEASON

BLESTO SCOUT

Lee McNeill enters his first season as BLESTO scout for the Carolina Panthers in 2020.

In his role, McNeill serves as the club's representative for BLESTO Scouting Service, covering the Mid-Atlantic region, including North Carolina, Virginia, Kentucky and Tennessee.

Prior to becoming the team's BLESTO scout, McNeill served as football operations and pro scouting assistant during the 2019 season.

McNeill got his start with the Panthers in 2017 as a football operations training camp intern. He then served as a season-long intern with the football operations department for the duration of the 2018 season before earning a full-time position.

A native of Indian Trail, N.C., McNeill played quarterback at Porter Ridge High School. He was a member of the Charlotte 49ers first-ever recruiting class in 2012, where he played collegiately from 2012-16.

McNeill graduated from the University of North Carolina at Charlotte with a degree in business administration and went on to earn his MBA in 2017.

He lives in Charlotte, with his wife, Natalia.



ELI MONTAGUE

10TH NFL SEASON
10TH PANTHERS SEASON

COLLEGE SCOUT

Eli Montague is in his fourth season as an area scout for Carolina. He enters his first season as the team's Mid-Atlantic area scout after three seasons as the West area scout.

Among various duties in his current role, Montague is responsible for scouting and evaluating prospects from states within the Rocky Mountain and Northern plains regions, including Colorado, Wyoming, Montana, Nebraska, New Mexico, North Dakota, South Dakota and Kansas, as well as select schools in Texas and the Carolinas.

Prior to becoming an area scout in 2017, Montague worked three seasons (2014-16) as the team's BLESTO scout. As BLESTO scout, Montague served as the club's representative for BLESTO Scouting Service, covering the Rocky Mountain region. He also assisted the college and pro scouting departments with a variety of player evaluation tasks.

Before becoming the BLESTO scout, Montague spent

three seasons (2011-13) as the team's college scouting assistant, coordinating multiple aspects of the department's draft preparation process. Additionally, he assisted the football operations staff in several roles, including serving as the advance man for the club's away games.

Montague began his career with the Panthers in 2003, helping the equipment manager with all facets of operation. Upon college graduation in 2008, he worked in a variety of intern positions with the equipment, football operations, and pro scouting departments before making his transition into college scouting by accepting the assistant position.

Montague graduated from the University of North Carolina at Chapel Hill, where he earned a bachelor's degree in economics with a second major in history. In 2004, he graduated from Woodberry Forest School in Woodberry Forest, Va. Montague lives in Charlotte, N.C., with his wife, Mary, and their two children, Laurel and Reid.



JOEL PATTEN

23RD NFL SEASON
5TH PANTHERS SEASON

COLLEGE SCOUT

Joel Patten joined the Panthers in 2016 as an area scout covering the Midwest. He is in his 23rd year of NFL scouting and has more than a decade of professional playing experience.

Prior to joining Carolina, Patten spent four seasons with San Francisco, serving as the director of college scouting from 2010-12 and then as the director of player personnel in 2013. In 2009, he served as a regional scout for St. Louis. Prior to joining the Rams, he was a national scout for Washington from 2004-08. He also spent time as a regional scout for Houston (2000-03) and Washington (1996-99).

Patten played eight seasons in the NFL and three in USFL as an offensive tackle. He began his playing career as an undrafted free agent with Cleveland in 1980, seeing action in 56 career games for the Browns (1980-82), Colts (1987-88), Chargers (1989-90) and Los Angeles Raiders (1991-92). He also played for the Washington Redskins (1983-84) and the Orlando Renegades (1985) of the USFL.

A graduate of Duke University, Patten and his wife, Betsy, have three children. His daughters are Christina and Kimberly. His son, Jake, is married to the former Brittany Kelly Cleveland and they have one daughter, Saylor Wrenn.

COACHING STAFF



**CAROLINA
PANTHERS**



MATT RHULE

2ND NFL SEASON
1ST PANTHERS SEASON

HEAD COACH

COLLEGE: **PENN STATE**

COACHING: The Carolina Panthers announced Matt Rhule as the franchise's fifth head coach in franchise history on January 8, 2020.

Rhule, 44, joins Carolina after three seasons (2017-19) as the head coach at Baylor University. Rhule helped rebuild the Baylor program, guiding the team from a 1-11 finish in his first season to a 7-6 record and a bowl berth in 2018 to an 11-3 record and appearance in the Big 12 Championship and the Sugar Bowl in 2019. This fall, he was voted the Chuck Neinas Coach of the Year by his peers.

His performance at Baylor continued a head coaching career that saw him turn around college programs' fortunes and guide teams to success. In his head coaching debut at Temple, (2013-16), Rhule took the Owls from a 2-10 mark in his first season to a 6-6 record in 2014 and two consecutive 10-win seasons in 2015 and 2016. Rhule has spent 22 years as a coach in the college and NFL ranks.

Baylor's appearance in the Sugar Bowl this season was just the second-ever in school history, and under Rhule's leadership the Bears became the first Power 5 program to go from 11 losses (2017) to 11 wins (2019) within two seasons.

Sixteen different Baylor players earned all-conference honors in 2019, and defensive tackle James Lynch was named the 2019 Big 12 Defensive Player of the Year and Defensive Lineman of the Year, while Lynch, wide receiver Denzel Mims and defensive tackle Bravvion Roy were all named first team all-conference.

In 2018, Rhule led the Bears to a 45-38 Texas Bowl win over Vanderbilt, and seven total victories, a six-win improvement over his first season. Rhule was only the second coach in Baylor history to make bowl trips in two of his first three seasons, joining John Bridgers (1960-61). Baylor wide receiver Jalen Hurd was named the 2018 Big 12 Newcomer of the Year and punter Drew Galtitz was named first team coaches All-Big 12. Additionally, linebacker Clay Johnston and Lynch were both named to the coaches all-conference second team.

Since 2016, Rhule has had 11 players selected in the NFL Draft, including the 2017 first round pick of the Arizona Cardinals Haason Reddick and Hurd, a 2019 third round selection by San Francisco. A total of 33 players have earned NFL opportunities in Rhule's first six seasons as a head coach.

In his time as a coach and player, Rhule's teams have played in 10 bowl games, including four times as a head coach. In

his first season at Baylor, quarterback Charlie Brewer was named the 2017 Big 12 Co-Offensive Freshman of the Year.

Rhule came to Baylor after four seasons as head coach at Temple University. He guided the Owls to the school's first back-to-back 10-win seasons, a pair of bowl berths (2015-16), and the 2016 American Athletic Conference championship. He helped the Owls improve from a two-win season in his first year at the school in 2013.

The Owls earned their first top 25 ranking in 36 seasons under Rhule's guidance in 2015 and among the 29 all-conference honorees produced by Temple in his four seasons as head coach was 2015 Bednarik Award and Nagurski Trophy winner and two-time All-American Tyler Matakevich.

Rhule led Temple to the 2016 AAC championship with a 34-10 victory over Navy in the title game and earned a bid to the Military Bowl. Nine players from that 10-3 squad received All-AAC honors and the Owl defense ranked third nationally allowing just 275.9 yards per game.

In 2015, Temple played in the AAC's inaugural championship game. Rhule's Owls finished with a school-record 10 wins (10-4), reached No. 22 in the AP Top 25 and played in the Boca Raton Bowl. Thirteen players earned all-conference honors, led by consensus All-American and AAC Defensive Player of the Year Matakevich.

Rhule returned to Temple after coaching with the New York Giants under head coach Tom Coughlin in 2012. He worked closely with Pat Flaherty in coaching the offensive line. The Giants finished 9-7 and averaged 335 yards on offense, with offensive guard Chris Snee earning 2012 Pro Bowl honors.

Prior to his stint in the NFL, Rhule spent six seasons as an assistant at Temple under head coaches Al Golden and Steve Addazio. He spent four seasons as offensive coordinator from 2008-11, coached quarterbacks and served as recruiting coordinator in 2007, and mentored the defensive line in 2006.

From 2002-05, Rhule was an assistant at Western Carolina, serving as assistant head coach during his last three seasons. He also was part of the staffs at UCLA (2001), Buffalo (1999-2000) and Albright College (1998).

PLAYING & PERSONAL: A native of New York City, Rhule played linebacker at Penn State from 1994-97. He holds a master's degree from Buffalo. Rhule and his wife Julie have three children, Bryant, Vivienne and Leona.

PLAYING HISTORY

1995-97 **Penn State** Linebacker

COACHING HISTORY

1998	Albright College	Linebackers
1999-2000	University of Buffalo	Defensive Line
2001	UCLA	Defensive Line
2002	Western Carolina	Special Teams/Linebackers
2003-04	Western Carolina	Associate Head Coach/Linebackers/Special Teams
2005	Western Carolina	Associate Head Coach/Running Game Coordinator/ Special Teams/Linebackers
2006	Temple	Defensive Line
2007	Temple	Quarterbacks
2008-10	Temple	Offensive Coordinator/Quarterbacks
2011	Temple	Offensive Coordinator/Tight Ends
2012	New York Giants	Assistant Offensive Line
2013-16	Temple	Head Coach
2017-19	Baylor	Head Coach
2020	Carolina Panthers	Head Coach





CHASE BLACKBURN

5TH NFL SEASON
5TH PANTHERS SEASON

SPECIAL TEAMS COORDINATOR

COLLEGE: **AKRON**

COACHING: Chase Blackburn was hired to Matt Rhule's coaching staff as special teams coordinator in January 2020. Blackburn enters his fifth year in the NFL coaching ranks after spending 2018 and 2019 as Carolina's special teams coordinator. He was the Panthers' special teams assistant in 2017 and 2016.

In 2019, rookie kicker Joey Slye set a franchise record by hitting an NFL-best eight field goals from 50 yards or longer. Carolina's punting game converted two fake punts for first downs, while punter Michael Palardy put 25 punts inside the 20 with only three touchbacks.

In 2018, the Panthers ranked third in the NFL with a touchback percentage of 77.9, knocking 60-of-78 kickoffs for touchbacks. Carolina ranked sixth in the league in field goal percentage as kickers Graham Gano and Chandler Catanzaro combined to hit 19-of-21 field goals, including 5-of-6 from 50 yards or longer. Gano's 63-yard game-winning field goal against the Giants tied for the longest game-winning field goal in NFL history and second-longest all-time.

Palardy helped the Panthers pin teams deep as Carolina ranked fifth in the NFL in average starting field position (27.1).

In 2017, Blackburn coached a Panthers special teams unit that produced a kickoff return touchdown and a punt return touchdown in the same season for the first time since 2003.

Gano earned his first Pro Bowl selection after setting a franchise record with an NFL-leading 96.7 field goal percentage (29-of-30). Gano also led the NFL in touchback percentage at 85.4, sending 70 of his 83 kickoffs into the end zone for touchbacks. In the NFC Wild Card round at New Orleans, Gano converted a franchise playoff-record 58-yard field goal, tying the NFL postseason record.

Palardy, in his first full NFL season, helped the Panthers rank fifth in net punting average with a franchise record 42.4-yard net average, working with a coverage unit that contributed to the Panthers eighth-place finish in the league in opponents' punt return average (5.9 yards per return).

In 2016, the Panthers led the NFL and tied a team record with three blocked field goals. Defensive tackle Vernon Butler was responsible for two of them, equaling Julius Peppers' team record for the most blocked field goals in a season.

Blackburn made his coaching debut in 2016 after serving as a coaching intern with the Panthers during the 2016 offseason.

PLAYING: In 10 seasons as a linebacker from 2005-14, Blackburn recorded 265 tackles, 4.5 sacks, four interceptions, 10 passes defended and four forced fumbles in 132 games with 45 starts. On special teams, he posted 123 tackles, two forced fumbles and three fumble recoveries.


Originally signed as an undrafted rookie free agent by the New York Giants in 2005, Blackburn played eight seasons with the Giants and led the team in special teams tackles for six consecutive years from 2005-10. In 2008, Blackburn was named a Pro Bowl alternate as a cover specialist. He earned two Super Bowl rings with the Giants, contributing to their victories in Super Bowls XLII and XLVI.

Blackburn played his final two seasons with the Panthers.

PERSONAL: A three-year starter at linebacker and defensive end for Akron, Blackburn played in 45 games with 34 starts and totaled 293 tackles, 38.5 tackles for loss, 11 sacks and three interceptions. He earned second-team All-Mid-American Conference honors as a junior in 2003 and played in the Gridiron Classic in 2004. Blackburn attended Marysville (Ohio) High School and graduated from Akron with a degree in mathematics.

COACHING HISTORY

2016-17	Carolina Panthers Special Teams Asst.
2018-present	Carolina Panthers Special Teams Coord.



JOE BRADY

3RD NFL SEASON
1ST PANTHERS SEASON

OFFENSIVE COORDINATOR

COLLEGE: **WILLIAM & MARY**

COACHING: Joe Brady was named Carolina's offensive coordinator in January 2020 and joins the Panthers after spending the last year as the passing game coordinator and wide receivers coach at LSU.

In his one season at LSU in 2019, Brady helped quarterback Joe Burrow win the Heisman Award as the Tigers went undefeated and won the College Football Playoff national championship game over Clemson. Brady won the Broyles Award as college football's top assistant coach in 2019.

LSU finished the season with college football's top-rated offense, averaging 568.5 yards per game and 48.4 points per game. The Tigers finished second in passing offense with 401.6 passing yards per game while Burrow set a new FBS single-season record with 60 passing touchdowns. Burrow's 5,671 passing yards tied for third all-time in a single season, while his passer rating of 202.0 best Tua Tagovailoa's previous mark (199.4, 2018) for the single-season record.

Wide receiver Ja'Marr Chase finished second in FBS with 127.1 receiving yards per game, while leading all FBS with 20 receiving touchdowns, two ahead of teammate Justin Jefferson who was second with 18 receiving touchdowns.

Prior to his year at LSU, Brady spent two seasons in the NFL as an offensive assistant with the New Orleans Saints, working with head coach Sean Payton and quarterback Drew Brees.

Over 2017 and 2018, the Saints won consecutive division titles and were third in the NFL with 911 total points scored in those two seasons. Brees posted a cumulative passer rating of 109.5 over those two seasons, good for second-highest in the NFL.

Prior to his two years with the Saints, Brady spent two years as a graduate assistant at Penn State in 2015-16. While at Penn State, the Nittany Lions won the 2016 Big 10 title with a victory over Wisconsin in the league's championship game and then played in the Rose Bowl.

Brady got his start in coaching at his alma mater William & Mary where he coached linebackers in 2013-14.


PLAYING: As a player, Brady played wide receiver for William & Mary from 2009-12, twice earning academic all-conference honors. In his time there, the Tribe reached the NCAA FCS playoffs twice, including a trip to the semifinals in 2009. Brady capped his career at William & Mary earning four letters after seeing action in 23 games.

Brady graduated from William & Mary in 2013 with a double major — process management and consulting along with kinesiology and health sciences. He earned his Master's degree from Penn State in educational leadership in 2018 while he was coaching with the Saints.

PERSONAL: A native of Pembroke Pines, Florida, Brady originally signed with the Air Force Academy after an outstanding prep career at Everglades High School. Brady transferred to William & Mary after one year on the football team at Air Force.

COACHING HISTORY

2013-14	William & Mary Linebackers
2015-16	Penn State Graduate Assistant
2017-18	New Orleans Saints Offensive Assistant
2019	LSU Passing Game Coord/Wide Receivers
2020	Carolina Panthers Offensive Coordinator



**PHIL
SNOW**

**5TH NFL SEASON
1ST PANTHERS SEASON**

DEFENSIVE COORDINATOR

COLLEGE: **CAL-STATE HAYWARD**

COACHING: Phil Snow joins the Panthers as the team's defensive coordinator after spending the last three years as Matt Rhule's defensive coordinator at Baylor. Snow and Rhule have coached together for over seven years, with stops at Temple, Baylor and now Carolina.

A veteran with 37 years of collegiate coaching experience, Snow has served as defensive coordinator at seven previous schools, among them UCLA, Washington, Arizona State, Boise State and Temple and Baylor. He also coached four seasons in the NFL with the Detroit Lions.

Under Snow's leadership in 2019, Baylor ranked 41st in the nation in total defense, and finished second in turnovers gained (30), third in interceptions (17), eighth in sacks per game (3.31), and fifth in turnover margin (1.08). During Snow's final year in Waco, he saw Baylor defensive tackle James Lynch finished fifth in the nation in sacks (13.5) and cornerback Grayland Arnold ranked fifth in interceptions (6). Lynch was also named the Big 12's Defensive Player of the Year, and the unit placed two players on the All-Big 12 First Team Defense.

Prior to Baylor, Snow spent four seasons at Temple under Rhule, where his squad led the AAC in defense in both 2015 and 2016. The 2016 defense ranked third nationally in total defense (282.5 ypg) and 11th in scoring (18.4 ppg) to help lead the Owls to an AAC championship and 10-4 record. Snow coached All-AAC linebacker and eventual first-round draft pick Haason Reddick, picked 13th overall by the Arizona Cardinals in 2017.

Snow's 2015 defense at Temple led the conference in most defensive categories, including rushing and scoring, led by first-team All-American linebacker Tyler Matakevich. The 2014 Owls' defense ranked fourth nationally in scoring (17.5 ppg, an improvement from 29.8 the previous season). Temple made 30 takeaways to rank among the top five programs nationally (including a nation's-best 19 fumble recoveries).

Prior to Temple, Snow spent three seasons as the defensive coordinator and defensive backs coach at Eastern Michigan University. Where he helped EMU rank 38th nationally in passing defense in 2012 and 35th in 2011. The team gave up 350.3 yards per game in 2011, an improvement of over 100 yards per game from the season before.

From 2005 to 2008, Snow coached in the NFL with the Detroit Lions, where he mentored the linebackers. In 2007, linebacker Ernie Sims ranked fourth in the NFL with 134 tackles.

Prior to his stint in the NFL, he coached at the University of Washington, in 2004 as the defensive coordinator and 2003 as co-coordinator.

Snow spent two seasons as the defensive coordinator at

UCLA, where he mentored current Baylor head coach Matt Rhule during the 2001 season. The Bruins led the Pac-10 in total defense in Snow's first season. The unit also finished the season ranked second in the league in rushing defense and scoring defense. Linebacker Robert Thomas, a 2002 first-round draft pick of the Rams, won 2001 Pac-10 Defense Player of the Year honors.

Prior to UCLA, Snow spent nine seasons as the defensive coordinator at Arizona State and helped lead the Sun Devils to the 1996 Rose Bowl, 1997 Sun Bowl and 1999 and 2000 Aloha Bowls. The 1996 ASU squad finished fourth in the national polls, and Snow's defense ranked first in the conference in rushing defense (98.0), passing defense (104.2) and total defense (306.2).

Snow was defensive backs coach at California from 1987-91, served as an assistant at Boise State from 1982-86 and took his first collegiate job at Laney College in 1979 where he worked through 1981.

A 1978 graduate of Cal-State Hayward, Snow began his coaching career at the high school level, coaching at Berkeley (Calif.) High School in 1976 and at his high school alma mater, Winters (Calif.) High School, from 1977 to 1978.

PERSONAL: The Woodland, Calif., native, earned his associate's degree at Sacramento City College in 1975 before completing his bachelor's at Cal-State Hayward. Snow and his wife, Debra, have two sons, Philip and Jacob.

COACHING HISTORY

1979	Laney College Defensive Backs
1980-81	Laney College Defensive Coordinator
1982	Boise State Defensive Backs
1983-86	Boise State Defensive Coord./Safeties
1987-91	California Defensive Backs
1992-94	Arizona State Defensive Backs
1995-2000	Arizona State Defensive Coordinator
2001-02	UCLA Defensive Coordinator/Safeties
2003	Washington Co-Defensive Coord./Cornerbacks
2005	Detroit Lions Defensive Assistant
2006-08	Detroit Lions Linebackers
2010-12	Eastern Michigan Defensive Coordinator
2013-16	Temple Defensive Coordinator
2017-19	Baylor Defensive Coordinator
2020	Carolina Panthers Defensive Coordinator



BRIAN ANGELICHIO

9TH NFL SEASON
1ST PANTHERS SEASON

TIGHT ENDS

COLLEGE: **ST. LAWRENCE UNIVERSITY**

COACHING: Brian Angelichio joins the Panthers as the tight ends coach, bringing eight years of NFL experience to the coaching staff, including spending the 2019 season in the same position with the Redskins.

Prior to his time in Washington, Angelichio spent three years coaching the Packers' tight ends from 2016 to 2018. During that stretch, Angelichio helped lead the Packers to an NFC Championship appearance in 2016.

Angelichio spent two years coaching tight ends for the Cleveland Browns from 2014-15. During the 2015 season, Angelichio helped former Panther Gary Barnidge to a career-best season, totaling 79 receptions for 1,043 yards and nine touchdowns. Barnidge led the Browns in receiving and his standout numbers earned him his first-ever Pro Bowl selection.

Prior to the Browns, Angelichio coached tight ends with the Buccaneers from 2012-13. In 2013, Angelichio helped transform undrafted rookie tight end Tim Wright into the Bucs' second-leading receiver, posting what would remain a career-high 54 receptions for 571 yards and five touchdowns. Wright finished the year as the only rookie tight end to surpass 500 receiving yards.

Before his time in the NFL, Angelichio made stops at Rutgers University, the University of Pittsburgh, SUNY-Brockport, and a 10-year gig at Ithaca College.

PLAYING & PERSONAL: As a player, Angelichio was a three-year starter at outside linebacker for St. Lawrence University, and he also served as team captain for their baseball team. Angelichio later received a master's degree at Ithaca College.

COACHING HISTORY

1995	SUNY-Brockport Secondary
1996-97	Ithaca College Linebackers
1998	Ithaca College Wide Receivers
1999	Ithaca College Offensive Line
2000-05	Ithaca College Offensive Coordinator/ Offensive Line
2006	University of Pittsburgh Offensive Assistant/Tight Ends
2007-10	University of Pittsburgh Tight Ends
2011	Rutgers University Tight Ends
2012-13	Tampa Bay Buccaneers Tight Ends
2014-15	Cleveland Browns Tight Ends
2016-18	Green Bay Packers Tight Ends
2019	Washington Redskins Tight Ends
2020	Carolina Panthers Tight Ends



THOMAS BARBEAU

1ST NFL SEASON
1ST PANTHERS SEASON

STRENGTH & CONDITIONING ASSISTANT

COLLEGE: **MCGILL UNIVERSITY**

COACHING: Thomas Barbeau was hired as a strength & conditioning assistant in the spring of 2020.

Barbeau came to the Panthers from Baylor where he worked with head coach Matt Rhule and strength & conditioning coach Jeremy Scott for one year in 2019 as the football program's athletic performance coach. In 2017 and 2018 at Baylor, Barbeau was an applied performance assistant, working with athlete performance readiness technologies across all sports while also working part-time with football.

Prior to Baylor, Barbeau was the head olympic strength & conditioning coach at Plymouth State University (New Hampshire) from 2016-17. He also spent two years as the strength & conditioning coach at College Durocher Saint-Lambert, a prep school in Montreal, Canada.

PLAYING & PERSONAL: Barbeau earned his bachelor's degree in education at McGill University (Montreal) in 2016 where he played basketball. He then earned his master's degree in exercise physiology from Baylor in 2018.

COACHING HISTORY

2016-17	Plymouth State University Head Olympic Strength & Conditioning Coach
2017-18	Baylor Applied Performance Assistant
2019	Baylor Football Athletic Performance
2020	Carolina Panthers Strength & Conditioning Assistant



E.J. BARTHEL

1ST NFL SEASON
1ST PANTHERS SEASON

COACHING ASSISTANT

COLLEGE: **MASSACHUSETTS**

COACHING: Barthel comes to Carolina as a coaching assistant after spending the 2019 season as the running backs coach and recruiting coordinator at William & Mary College.

Prior to his time at William & Mary, Barthel served as the running backs and player development coach at Howard University in 2018. That season, he helped the Bison lead the Mid-Eastern Athletic Conference in rushing yards per game (192.8).

In the collegiate ranks, Barthel was highly coveted for his recruiting abilities, and during his time at Penn State in 2017, he helped the Nittany Lions secure the nation's fifth-best recruiting class. Barthel worked under head coach Matt Rhule during his one-year stint at Temple in 2016, where he served as the director of on-campus recruiting and player personnel. He also lead the recruiting efforts during his time at Rutgers in 2015.

PLAYING & PERSONAL: As a player, Barthel played fullback for three seasons at Rutgers from 2003 to 2005 before finishing the final two years of his career at the University of Massachusetts.

COACHING HISTORY

2014	Rutgers Player Development Volunteer
2015	Rutgers Director of Recruiting
2016	Temple Director of On-Campus Recruiting, Player Personnel
2017	Penn State Recruiting Coordinator of Personnel
2018	University of Albany Running Backs
2018	Howard Running Backs, Player Development
2019	William & Mary Running Backs, Recruiting Coordinator
2020	Carolina Panthers Coaching Assistant



EVAN COOPER

1ST NFL SEASON
1ST PANTHERS SEASON

CORNERBACKS

COLLEGE: **TEMPLE**

COACHING: Evan Cooper comes to the Panthers as the cornerbacks coach after spending the past three seasons on head coach Matt Rhule's staff at Baylor.

Most recently, Cooper spent the last two years serving as an assistant cornerbacks coach for the Bears, as well as the team's recruiting coordinator. With Coopers' assistance, the Bears defense finished third in the nation in interceptions (17) and second in turnovers gained (30), and cornerback Grayland Arnold ranked fifth in the country in interceptions (6). Cooper also spent time helping coach the defensive line. As a recruiting coordinator, Cooper helped Baylor secure three straight top-35 recruiting classes during Rhule's tenure in Waco.

Prior to working with Baylor as an assistant coach and recruiting coordinator, Cooper served as the team's director of player personnel during the 2017 season — a role he had previously held under Rhule at Temple during the 2015 and 2016 seasons. Cooper spent the first half of 2015 with the University of Miami before returning to Temple.

In 2013, Cooper was a part of Rhule's initial staff at Temple as a graduate assistant, working with the defense, before being promoted to director of external operations in 2014.

PLAYING & PERSONAL: As a player, Cooper was a four-year letterwinner for the Owls from 2005-2008. As a senior, Cooper had 44 tackles, including 31 solos, three break-ups, and two forced fumbles, earning the 2008 Carlos Diaz Award as the most improved player following his final season. Cooper received his degree in sport and recreation management from Temple in 2009.

COACHING HISTORY

2013	Temple Graduate Assistant
2014	Temple Director of External Operations
2015	University of Miami
2015-16	Temple Director of Player Personnel
2017	Baylor Director of Player Personnel
2018-19	Baylor Assistant Cornerbacks and Recruiting Coordinator
2020	Carolina Panthers Cornerbacks



MATTHEW DELGADO

1ST NFL SEASON
1ST PANTHERS SEASON

ASSISTANT TO THE HEAD COACH

COLLEGE: **SAN JOSE STATE**

COACHING: Matthew “Los” Delgado is in his first season in Carolina as assistant to the head coach. Delgado joins the Panthers after three seasons (2017-19) at Baylor University. Delgado joined the Baylor football staff in January 2017. After two seasons as director for football technology from 2017-18, he was promoted to director of football operations in June 2019.

Delgado moved to Baylor from Temple where he served as video coordinator on head coach Matt Rhule's staff from 2014-16. In that capacity, he coordinated all practice and game tape for the coaching staff, broke down opponent film, oversaw the video library, and created video highlights for internal and external use.

Delgado joined the Owls after a three-year stint with the University of New Hampshire where he was the director of video operations as well as their NFL/Pro liaison. Prior to his time at UNH, he worked in player personnel and was responsible for video operations for the San Jose SaberCats of the Arena Football League.

PERSONAL: The Cupertino, Calif., native graduated from San Jose State with a degree in communications. While at SJSU, Delgado got his start in football interning for the San Francisco 49ers where he worked on draft and other film evaluations for their football operations department. Delgado is married to the former Meghan Millar.

HISTORY

2006-10	San Francisco 49ers Football Operations Intern
2010-11	San Jose SaberCats Football Operations/Personnel Evaluator
2011-14	University of New Hampshire Director of Video Operations/NFL Pro Liaison
2014-16	Temple Video Coordinator
2017-19	Baylor Director of Football Technology
2020	Carolina Panthers Assistant to the Head Coach



**GUS
FELDER**

**1ST NFL SEASON
1ST PANTHERS SEASON**

ASSISTANT STRENGTH & CONDITIONING

COLLEGE: PENN STATE

COACHING: Gus Felder was hired as assistant strength & conditioning coach in the spring of 2020.

Felder came to the Panthers from Bethlehem Christian Academy where he was athletic director and football coach. Previously, he was at Georgia Tech where he was a player development coach for one season in 2019.

He has over a decade of experience in strength & conditioning, including three years as the director of strength & conditioning at the University of Miami (Fla.) from 2016-18. Prior to that, he was an assistant director at Georgia (2014-15) and a graduate assistant strength coach at Penn State (2010-12).

He also spent time at Clark Atlanta University (2012-14) and Cheyney University of Pennsylvania (2005-07), where he led both schools' strength & conditioning programs.

PLAYING & PERSONAL: Felder played football at Penn State (1998-2002), earning All-Big Ten honors as an offensive lineman. He was signed as an undrafted free agent by the Cleveland Browns, but did not see game action.

He earned both his bachelor's degree (kinesiology - 2001) and master's degree (educational leadership - 2012) from Penn State.

COACHING HISTORY

2005-07	Cheyney University of Pennsylvania Director of Strength & Conditioning
2010-12	Penn State University Graduate Assistant Strength Coach
2012-14	Clark Atlanta University Director of Strength & Conditioning
2014-15	University of Georgia Assistant Director of Strength & Conditioning
2016-18	University of Miami (Fla.) Director of Strength & Conditioning
2019	Georgia Tech Player Development
2019	Bethlehem Christian Academy Athletic Director, Head Football Coach
2020	Carolina Panthers Strength & Conditioning Assistant



**ED
FOLEY**

**1ST NFL SEASON
1ST PANTHERS SEASON**

ASSISTANT SPECIAL TEAMS

COLLEGE: **BUCKNELL**

COACHING: Foley joins the Panthers as an assistant special teams coach with 30 years of coaching experience, including spending the 2019 season on head coach Matt Rhule's staff at Baylor as a special teams analyst.

Prior to Baylor, Foley spent 11 years at Temple in a number of roles, including interim head coach on two occasions, once in 2016 and again in 2018. Under Rhule at Temple from 2013 to 2016, Foley served as assistant head coach, tight ends coach and special teams coordinator. Foley consistently coached the Owls' special teams units to be one of the top programs in the country.

Before his time at Temple, Foley made stops at quite a few schools, including Hofstra, Fordham, Jacksonville, Penn, Williams and Albany. Foley's longest tenure during that stretch came at Fordham, where he spent seven years, including two seasons as head coach, from 2004 to 2005.

PLAYING & PERSONAL: As a player, Foley played offensive line at Bucknell University, where he was a three-year starter at guard and center.

COACHING HISTORY

1989-90	University of Albany Offensive Line
1991-93	University of Pennsylvania Tight Ends/Tackles
1994	Williams College Offensive Line
1995-97	University of Pennsylvania Tight Ends/Tackles
1997-98	Jacksonville University Offensive Coordinator/Offensive Line
1999-03	Fordham University Offensive Coordinator/Offensive Line
2004-05	Fordham University Head coach
2006-07	Hofstra University Assistant Head Coach
2008-10	Temple Recruiting Coordinator/Tight Ends/Offensive Line
2011-12	Temple Director of Operations
2013-16	Temple Assistant Head Coach/Tight Ends/Special Teams Coordinator
2016	Temple Interim Head Coach
2017	Temple Tight Ends/Special Teams Coordinator
2018	Temple Assistant Head Coach/Tight Ends/Special Teams Coordinator
2018	Temple Interim Head Coach
2019	Baylor Special Teams Analyst
2020	Carolina Panthers Assistant Special Teams



AL HOLCOMB

12TH NFL SEASON
6TH PANTHERS SEASON

DEFENSIVE RUNNING GAME COORDINATOR

COLLEGE: **WEST VIRGINIA**

COACHING: Al Holcomb returned to Carolina in 2020 after he was hired as the defensive run game coordinator. Holcomb has 25 years of coaching experience, including 11 in the NFL. He coached with the Panthers from 2013-17 and returns now in 2020. He also spent time with the New York Giants (2009-12), was defensive coordinator in Arizona in 2018 and defensive run game coordinator in Cleveland in 2019.

In 2019, the Browns tied for eighth in the NFL with 14 interceptions, while the 2018 Cardinals tied for fifth in the NFL with 49 sacks and were second with 982 tackles.

Prior to Arizona, Holcomb coached the Panthers linebackers during a five-year stretch that saw Carolina advance to the playoffs four times, win three division titles and the 2015 NFC Championship.

Over that five-year period, the Panthers linebackers led the NFL with 24 interceptions while making 35 total takeaways. The defense as a whole led the NFL with 241 sacks and allowed just 93.4 rush yards per game, fewest in the league.

Linebacker Luke Kuechly was named NFL Defensive Player of the Year in 2013, was chosen to five consecutive Pro Bowls and named first team All-Pro four times. He also led the NFL with 153 tackles in 2014. Teammate Thomas Davis made three consecutive Pro Bowls and was named first team All-Pro in 2015. He reached the 100-tackle plateau in four of five seasons under Holcomb. The pair also excelled off the field as Kuechly was selected as the 2017 Art Rooney Sportsmanship Award winner, while Davis was named the 2014 NFL Walter Payton Man of the Year.

Holcomb joined the Panthers in 2013 after four seasons (2009-12) with the New York Giants, where he worked as a defensive assistant (2009-10) and defensive quality control coach (2011-12), helping the Giants win Super Bowl XLVI.

Holcomb participated in the NFL's minority internship program during minicamp and training camp in 2007 with the New York Jets.

Prior to working in the NFL, Holcomb spent 14 seasons as an assistant coach on the college level. He was the defensive line coach at Lafayette for three seasons (2006-08), tutoring five different defensive linemen to All-Patriot League honors. He worked as the defensive coordinator and defensive backs coach at Kutztown University (2004-05) in addition to being the interim head coach in the winter of 2005 after spending six years (1998-03) at Bloomsburg University as the linebackers coach and special teams coordinator.

He began his coaching career at Temple as a graduate assistant in 1995 working with the linebackers before serving as linebackers coach, assistant track coach and physical education instructor at Colby College in 1997.

PERSONAL: A native of Queens, N.Y., Holcomb graduated from West Virginia with a degree in sport management and earned a master's degree in athletic coaching in 1996. He and his wife, Toni, have a son, Alex.

COACHING HISTORY

1995-96	Temple Graduate Assistant
1997	Colby College Linebackers
1998-2003	Bloomsburg University Special Teams Coordinator/Linebackers
2004-05	Kutztown University Defensive Coordinator/Defensive Backs
2006-08	Lafayette College Defensive Line
2009-10	New York Giants Defensive Quality Control
2011-12	New York Giants Defensive Assistant
2013-17	Carolina Panthers Linebackers
2018	Arizona Cardinals Defensive Coordinator
2019	Cleveland Browns Defensive Run Game Coordinator/Linebackers
2020	Carolina Panthers Defensive Run Game Coordinator



FRISMAN JACKSON

2ND NFL SEASON
1ST PANTHERS SEASON

WIDE RECEIVERS

COLLEGE: **WESTERN ILLINOIS**

COACHING: Frisman Jackson joins the Panthers as the wide receivers coach with 12 years of coaching experience, including a one-year stint in the same role with the Titans in 2017.

Most recently, Jackson spent the past two seasons at Baylor under head coach Matt Rhule, where he served as the team's wide receivers coach in 2018, before adding the title passing game coordinator in 2019. Under Jackson's tutelage, Baylor wide receiver Denzel Mims finished the 2019 season ranked 12th in the nation in receiving touchdowns (12) and earned first-team All-Big 12 recognition. In 2018, Jackson assisted in transfer running back Jalen Hurd's transition to wide receiver and developed him into the team's leading wideout and the Big 12 Newcomer of the Year. Hurd was drafted in the third round of the 2019 NFL Draft by the 49ers.

Before to his time at Baylor, Jackson spent the 2017 season as the wide receivers coach for the Titans, where he helped lead Tennessee to the AFC Divisional Round of the playoffs. Jackson coached Titans wide receivers Eric Decker and Rashard Matthews as they each recorded over 50 receptions on the year.

Prior to Jackson's year in the NFL, he spent two seasons as the wide receivers coach and passing game coordinator under Rhule at Temple from 2015 to 2016. Jackson helped the Owls reach back-to-back bowl appearances, as well as win the 2016 AAC Championship.


From 2013 to 2014, Jackson coached the wide receivers at N.C. State University, and he also had stops at Northern Illinois (2012), Akron (2010-2011) and Western Illinois (2008-2009) all in the same position.

PLAYING & PERSONAL: As a player, Jackson spent four years in the NFL as a wide receiver for the Cleveland Browns from 2002-2005. Over that stretch, he appeared in 34 games, totaling 40 receptions for 490 yards and one touchdown.

Collegiately, Jackson spend his first three seasons at Northern Illinois as a quarterback from 1997-1999, before finishing his career as a wide receiver at Western Illinois.

HISTORY

2008-09	Western Illinois Wide Receivers
2010-11	University of Akron Wide Receivers
2012	Northern Illinois Wide Receivers
2013-14	N.C. State University Wide Receivers
2015-16	Temple Wide Receivers/Passing Game Coordinator
2017	Tennessee Titans Wide Receivers
2018-19	Baylor Wide Receivers/Passing Game Coordinator
2020	Carolina Panthers Wide Receivers



MATT LOMBARDI

3RD NFL SEASON
1ST PANTHERS SEASON

ASSISTANT QUARTERBACKS

COLLEGE: **DELAWARE**

COACHING: Matt Lombardi joins the Panthers staff as an assistant quarterbacks coach after spending the 2019 season as a quality control coach with the Miami Dolphins.

Prior to his time with the Dolphins, Lombardi was a member of head coach Matt Rhule's staff at Baylor from 2017 to 2018 where he served as an offensive quality control coach.

From 2014 to 2016, Lombardi was a part of Bobby Petrino's staff at the University of Louisville, where he started out as a special teams quality control coach, before working with the tight ends as a graduate assistant for his final two years. During his time in Louisville, the Cardinals averaged 8.6 wins per season and reached the No. 3 spot in the AP rankings in 2016.

Prior to Louisville, Lombardi served as a scout for the Cleveland Browns in 2013.

PERSONAL: Lombardi earned his bachelor's degree from Delaware in 2013. He is the son of longtime NFL executive Mike Lombardi.

COACHING HISTORY

2013	Cleveland Browns Scout
2014	Louisville Special Teams Quality Control
2015-16	Louisville Tight Ends Graduate Assistant
2017-18	Baylor Offensive Quality Control
2019	Miami Dolphins Quality Control
2020	Carolina Panthers Assistant Quarterbacks



DJ MANGAS

1ST NFL SEASON
1ST PANTHERS SEASON

COACHING ASSISTANT

COLLEGE: **WILLIAM & MARY**

COACHING: Mangas comes to Carolina as a coaching assistant after working with LSU as an offensive analyst during the 2019 season.

In 2019, the LSU offense, led by Heisman Winner Joe Burrow, led the Tigers to an undefeated season and national championship title. LSU finished the season with college football's top-rated offense, averaging 568.5 yards per game and 48.4 points per game. The Tigers finished second in passing offense with 401.6 passing yards per game while Burrow set a new FBS single-season record with 60 passing touchdowns.

Prior to his year with the Tigers, Mangas spent two years as the second-youngest offensive coordinator in Division I football at William & Mary College in 2017 and 2018. During his first season as coordinator, Mangas led four players to all-conference seasons, including offensive linemen Chris Durant and Connor Hilland, who signed NFL free agent contracts with the Los Angeles Chargers and Miami Dolphins, respectively.

Before being promoted to offensive coordinator, Mangas coached the Tribe's running backs for three seasons, leading Mikal Abdul-Saboor (3,108) and Kendell Anderson (3,082) to fourth and fifth place finishes on the program's all-time rushing list.

Prior to William & Mary, Mangas had a pair of one-year stints at Georgetown and Hampden-Sydney College. He began his coaching career as a student assistant at William & Mary immediately following his playing career.

PLAYING: As a player, Mangas played both quarterback and wide receiver at William & Mary, before eventually breaking out as a pass catcher during his senior campaign in 2011. That year, Mangas led the Tribe in receptions (45), receiving yards (591) and receiving touchdowns (5).

COACHING HISTORY

2012	Hampton-Sydney College
2013	Georgetown University
2014-16	William & Mary I Running Backs
2017-18	William & Mary I Offensive Coordinator
2019	LSU I Offensive Analyst
2020	Carolina Panthers I Coaching Assistant



**PAT
MEYER**

**8TH NFL SEASON
1ST PANTHERS SEASON**

OFFENSIVE LINE

COLLEGE: **COLORADO STATE**

COACHING: Pat Meyer joins the Panthers as offensive line coach, bringing with him over 20 years of coaching experience, including seven years in the NFL.

Meyer most recently served as the offensive line coach for the Los Angeles Chargers from 2017 to 2019. During the 2018 season, Meyer helped lead the offense to its highest rushing total since 2013 (1,873 yards). Behind the protection of Meyer's offensive line, Chargers quarterback Philip Rivers tied his career-best single-season passer rating of 105.5. In 2017, Meyer's unit allowed a league-low 17 sacks, the franchise's fewest sacks since the 1982 season. That year, Rivers finished second in the NFL in passing yards (4,515), and the offensive line paved the way for the team's first 1,000-yard rusher since 2013 in Melvin Gordon. Over his three years with the Chargers, Meyer helped coach center Mike Pouncey to a 2018 Pro Bowl appearance and tackle Russell Okung to back-to-back Pro Bowl honors in 2017 and 2018.

Prior to his time with the Chargers, Meyer spent two seasons with the Buffalo Bills from 2015 to 2016, first serving as a football operations consultant before transitioning to a role as an offensive assistant. Before Buffalo, Meyer got his start in the NFL with the Chicago Bears, first as an assistant offensive line coach in 2013 before taking over the OL coaching duties in 2014. Under his watch, Bears' guard Kyle Long earned back-to-back Pro Bowl bids. In 2013, Meyer's offensive line allowed just 30 sacks, finishing the year tied for fourth-fewest in the league.

Meyer spent one season in the Canadian Football League in 2012, where he served as offensive line coach and offensive coordinator for the Montreal Alouettes and helped the team become one of the league's most explosive offenses. The Alouettes finished the year first in the CFL in touchdowns, second in passing and third in overall scoring.

Prior to his stint in the CFL, Meyer spent over a decade in a variety of collegiate coaching positions. Meyer got his start in coaching as a graduate assistant at Memphis in 1997,

where he served in a number of positions including offensive assistant, assistant strength coach, and director of strength and conditioning. From 2000 to 2005, Meyer led the strength and conditioning program at North Carolina State University and spent the 2006 season as the team's offensive line coach. In 2007, Meyer returned to strength and conditioning at Florida State University. Meyer then returned to his alma mater, Colorado State University, where he served in a variety of positions, including offensive coordinator, between 2008 and 2011.

PERSONAL: As a player, Meyer played offensive line at CSU from 1991 to 1994, where he was a three-time All-Western Athletic Conference selection. In 1995, Meyer went undrafted and spent a year with the Arizona Cardinals before later playing in the Arena Football League.

COACHING HISTORY

1997-98	University of Memphis Graduate Assistant
1999	University of Memphis Strength & Conditioning
2000-05	N.C. State Strength & Conditioning
2006	N.C. State Offensive Line
2007	Florida State Strength & Conditioning
2008-11	Colorado State Offensive Line
2012	Montreal Alouettes (CFL) Offensive Coordinator, Offensive Line
2013	Chicago Bears Assistant Offensive Line
2014	Chicago Bears Offensive Line
2015	Buffalo Bills Football Operations Consultant
2016	Buffalo Bills Offensive Assistant
2017-19	Los Angeles Chargers Offensive Line
2020	Carolina Panthers Offensive Line



**JEFF
NIXON**

**11TH NFL SEASON
1ST PANTHERS SEASON**

SENIOR OFF. ASST./RUNNING BACKS

COLLEGE: PENN STATE

COACHING: Jeff Nixon joins the Panthers as senior offensive assistant/running backs coach after spending the last three seasons on head coach Matt Rhule's staff as Baylor's co-offensive coordinator and running backs coach. Nixon brings 10 years of NFL experience to Carolina, including stops with the Eagles, Dolphins and 49ers.

In 2019, Nixon helped lead Baylor to an 11-win season and an appearance in the Big 12 Championship game. Along the way, Nixon's offense averaged 431.2 yards per game and ranked 17th in the nation in scoring offense (35.2 ppg). In 2018, Baylor finished the year No. 22 in the nation in total offense, averaging 459.1 yards per game.

Prior to Baylor, Nixon spent the 2016 season coaching tight ends for the 49ers. From 2011 to 2015, Nixon coached running backs for the Dolphins where he worked with Reggie Bush and Lamar Miller. In 2011, Nixon coached Bush to a career-high 1,086 rushing yards and six touchdowns, and nearly helped the running back put together back-to-back 1,000-yard seasons, as he finished with 986 yards the following year. Then, in 2014, Nixon helped Miller record a career-high 1,099 rushing yards and eight touchdowns. That year, the Dolphins ranked second in the NFL in average yards per carry (4.69).

Prior to Miami, Nixon spent four seasons with the Eagles (2007-10), serving as an offensive and special teams assistant. Nixon worked closely with All-Pro running backs Brian Westbrook and LeSean McCoy, as well as All-Pro fullback Leonard Weaver. On special teams, Nixon helped DeSean Jackson become one of the league's most explosive punt returners. In three of Nixon's four seasons with the Eagles, the team reached the playoffs, including a trip to the NFC Championship in 2008.

Prior to his time in the NFL, Nixon coached running backs at Temple in 2006, where he first developed a relationship with Rhule. From 2003 to 2005, Nixon worked with running backs, tight ends, and special teams at the University of Tennessee at Chattanooga. Nixon spent four seasons coaching running backs at Shippensburg University from 1999 to 2002, and prior to that spent a year as the running backs coach at Princeton University in 1998. Nixon got his start in coaching as a student assistant coach at Penn State in 1997 while Rhule was a player.

PERSONAL: As a player, Nixon played running back at West Virginia in 1993 and 1994 before transferring to Penn State to finish his career.

COACHING HISTORY

1997	Penn State Student Assistant
1998	Princeton Running Backs
1999-2002	Shippensburg Running Backs
2003-05	Tennessee-Chattanooga Running Backs, Tight Ends, Special Teams
2006	Temple Running Backs
2007-10	Philadelphia Eagles Offensive/Special Teams Assistant
2011-15	Miami Dolphins Running Backs
2016	San Francisco 49ers Tight Ends
2017-19	Baylor Co-Offensive coordinator/Running Backs
2020	Carolina Panthers Senior Offensive Assistant/Running Backs



FRANK OKAM

1ST NFL SEASON
1ST PANTHERS SEASON

ASSISTANT DEFENSIVE LINE

COLLEGE: **TEXAS**

COACHING: Frank Okam comes to the Panthers as the assistant defensive line coach with six years of collegiate coaching experience.


Okam most recently spent the last two seasons in the same position under head coach Matt Rhule at Baylor. During the 2019 season, Okam helped the Bears produce 46 sacks to finish the year ranked ninth in the nation. Okam coached Baylor defensive tackle James Lynch to earning the Big 12's Defensive Player of the Year award, and along the way, Lynch tallied a school-record 13.5 sacks on the year (5th in the nation).

Prior to his time at Baylor, Okam spent four years at Rice University working with the defensive line from 2014 to 2017. After working as a graduate assistant during his first two years with the Owls, Okam was promoted to defensive line coach.

PLAYING & PERSONAL: Okam, a fifth-round pick by the Texans in the 2008 NFL Draft, played three years in Houston before stints with Seattle, Tampa Bay and the New York Giants. Collegiately, Okam was a four-year letterman playing defensive tackle for the University of Texas from 2004 to 2007. Okam's time at Texas included a BCS National Championship in 2005, Freshman All-America honors in 2004, and back-to-back All-Big 12 recognition in 2005 and 2006. Okam graduated from the University of Texas in 2007 with a degree in sport management before earning a master's degree in liberal studies from Rice University in 2017.

COACHING HISTORY

2014-15	Rice Graduate Assistant
2016-17	Rice Defensive Line
2018-19	Baylor Assistant Defensive Line
2020	Carolina Panthers Assistant Defensive Line



JAKE PEETZ

7TH NFL SEASON
2ND PANTHERS SEASON

QUARTERBACKS

COLLEGE: **NEBRASKA**

COACHING: Jake Peetz was named Carolina's quarterbacks coach under new head coach Matt Rhule in January 2020. He spent the 2019 season with the Panthers as running backs coach, helping Christian McCaffrey put together a record-breaking season. Peetz has 10 years of NFL experience, spending time with the Jacksonville Jaguars (2008-12), Washington Redskins (2014) and Oakland Raiders (2015-17).

Under Peetz's guidance, McCaffrey became the third player in NFL history with over 1,000 rushing yards and 1,000 receiving yards in the same season. He led the NFL with 2,392 scrimmage, the third-most scrimmage yards in a single season in NFL history. McCaffrey reset his own NFL record for most receptions by a running back with 116 in 2019, becoming just the second NFL player with 1,000+ rushing yards and 100+ receptions in the same season.

In 2018, Peetz served as an offensive analyst at Alabama under head coach Nick Saban, a position Peetz also held in 2013. The Crimson Tide led all SEC teams last season with 522.0 yards per game and 45.6 points per game.

Peetz coached quarterbacks in his final two seasons in Oakland (2016-17), serving as assistant quarterback coach in 2016 and quarterbacks coach in 2017. Raiders quarterback Derek Carr earned two of his three consecutive Pro Bowl selections working with Peetz. Peetz originally joined the team as a senior offensive assistant in 2015, working primarily with the running backs. He helped Latavious Murray earn Pro Bowl honors after rushing for 1,066 yards and six touchdowns, the first 1,000-yard rushing season by a Raider since 2010.

Peetz spent one year with Washington as the offensive quality control/assistant wide receivers coach in 2014. In his one season working with Peetz, Redskins wide receiver DeSean Jackson led the NFL with an average of 20.9 yards per reception and led the team with 1,169 receiving yards.

His NFL coaching career began in 2012 as Jacksonville's offensive assistant/assistant quarterbacks coach. Before joining the team's coaching staff, he worked in scouting, serving as the team's BLESTO scout in 2010-11 after starting as a scouting assistant in 2008.

Peetz began his coaching career with two years on the collegiate level at Santa Barbara City College (2006) and UCLA (2007).

PLAYING: Peetz played defensive back at Nebraska from 2003-05 prior to entering the coaching ranks.

COACHING HISTORY

2006	Santa Barbara City College Safeties/ Special Teams Coordinator
2007	UCLA Defensive Quality Control
2012	Jacksonville Jaguars Offensive Assistant/Asst. Quarterbacks
2013	Alabama Off. Analyst/Asst. Quarterbacks
2014	Washington Redskins Offensive Quality Control/ Asst. Wide Receivers
2015	Oakland Raiders Senior Off. Assistant
2016	Oakland Raiders Asst. Quarterbacks
2017	Oakland Raiders Quarterbacks
2018	Alabama Offensive Analyst
2019	Carolina Panthers Running Backs
2020	Carolina Panthers Quarterbacks



MIKE PHAIR

16TH NFL SEASON
1ST PANTHERS SEASON

DEFENSIVE LINE

COLLEGE: **ARIZONA STATE**

COACHING: Mike Phair joins the Panthers as defensive line coach after spending two seasons as the defensive line coach for the Indianapolis Colts. Phair is a veteran of 21 years in football with 15 seasons in coaching. He has nine seasons as an assistant coach in the NFL with the Colts (2018-19), Tampa Bay Buccaneers (2014), Chicago Bears (2011-13) and Seattle Seahawks (2008-2010). Phair also spent six seasons as a scout in Seattle (2005-07) and Tampa Bay (2002-04). Under Phair in 2019, the Colts defense allowed just 97.93 rushing yards per game (7th). Phair helped lead defensive end Justin Houston to an 11-sack season, his best since 2014, as well as a selection as a Pro Bowl alternate.

In 2018, Phair was part of a Colts team that finished with a 10-6 regular season record, won in the AFC Wild Card Round and had an appearance in the AFC Divisional Round. The Colts defense finished 11th in the league in total defense. The unit also ranked eighth in rushing defense, which was the team's best mark since 1995 (sixth). Indianapolis was one of only three teams to not allow a 100-yard rusher despite facing five of the top-10 rushers in the NFL. Among defensive lines, the Colts' unit ranked second in the NFL with 56.0 tackles for loss. The group also compiled 28.5 sacks.

Prior to Indianapolis, Phair spent three years (2015-17) on the coaching staff at the University of Illinois. He served as the run game coordinator/defensive line coach the last two seasons after originally joining the Illini as co-defensive coordinator/defensive line coach in 2015.

In 2017, Phair helped with the development of true freshman defensive lineman Bobby Roundtree who played in all 12 games and finished with 50 tackles (28 solo), 4.0 tackles for loss, 4.0 sacks, three passes defended and one forced fumble. Roundtree led all Illini defensive linemen in tackles and tied for the team lead in sacks en route to being named to the BTN.com All-Freshman Team.

Phair was also tasked with helping senior James Crawford, a former safety and linebacker, transition to defensive line. Crawford garnered All-Big Ten honorable mention recognition (coaches) after leading the team with 5.5 tackles for loss, 4.0 sacks, four quarterback hurries, three forced fumbles and two fumble recoveries.

In 2016, the Illini were 10th in the nation in team tackles for loss per game (7.9) thanks in large part to the defensive line. Phair received strong contributions from senior defensive ends Carroll Phillips and Dawuane Smoot. Phillips was named Illinois' first All-Big Ten first-team selection in five years after finishing the regular season ranked seventh in the nation in tackles for loss per game (1.7). Smoot added 15.0 tackles for loss as they combined for the second-most tackles for loss between teammates in the Big Ten.

In his first season in Champaign in 2015, Phair served as the co-defensive coordinator/defensive line coach. He guided the most improved defense in the NCAA in total defense (-105.6) from 2014 and the sixth-most improved in scoring defense (-10.7).

Prior to Illinois, Phair spent the 2014 season as assistant defensive line coach with the Tampa Bay Buccaneers. He helped coach a Buccaneers group that tallied 33.0 sacks, tied for the fourth most by any defensive line in the NFL in 2014. The Buccaneers defensive line accounted for 91.7 percent of the team's total sacks – second highest

in the league. He coached defensive tackle Gerald McCoy, who was selected to the Pro Bowl after recording 8.5 sacks, tied for third among defensive tackles in the NFL.

Phair joined the Buccaneers following three seasons with the Chicago Bears (2011-13) as the defensive line coach. While with the Bears, Phair coached Panthers legend Julius Peppers and Henry Melton. His 2012 defense led the NFL with 44 takeaways.

Before joining Chicago, Phair spent six seasons with the Seattle Seahawks. He served as defensive assistant coach (2010), assistant defensive line coach (2009) and assistant linebackers coach (2008) after spending three years as an area scout (2005-07) for the West region.

In his first stint with Buccaneers (2002-04), Phair served as an area scout, including working with the staff during the 2002 Super Bowl XXVII championship season.

Prior to entering the NFL, Phair served as linebackers/special teams coach at Tiffin (Ohio) University in 2001. He started his coaching career as a graduate assistant (1999-2000) at his alma mater, Arizona State, working with the defensive line and coaching Terrell Suggs, who earned All-America honors.

PERSONAL: Phair played collegiately at Arizona State (1990-92), earning a starting spot at linebacker after joining the team as a walk-on. He began his collegiate playing career with Mesa Community College (1988-89), where he was an all-conference linebacker.

Phair earned his bachelor's degree in sociology at Arizona State in 1994 and a master's in secondary education curriculum and instruction from ASU in 2000.

Phair and his wife, Jen, have four children, Parker, Coleman, Maisy and Ava.

COACHING HISTORY

1999-2000	Arizona State Graduate Assistant/Defensive Line
2001	Tiffin (Ohio) University Linebackers/Special Teams
2002-04	Tampa Bay Buccaneers Area Scout
2005-07	Seattle Seahawks Area Scout
2008	Seattle Seahawks Assistant Linebackers
2009	Seattle Seahawks Assistant Defensive Line
2010	Seattle Seahawks Defensive Assistant
2011-13	Chicago Bears Defensive Line
2014	Tampa Bay Buccaneers Assistant Defensive Line
2015	Illinois Co-Defensive Coordinator/Defensive Line
2016-17	Illinois Run Game Coordinator/Defensive Line
2018-19	Indianapolis Colts Defensive Line
2020	Carolina Panthers Defensive Line



MARCUS SATTERFIELD

1ST NFL SEASON
1ST PANTHERS SEASON

ASSISTANT OFFENSIVE LINE

COLLEGE: **EAST TENNESSEE STATE**

COACHING: Marcus Satterfield was named assistant offensive line coach for the Panthers in 2020 after spending the last two seasons under Matt Rhule at Baylor. Satterfield has over 20 years of coaching experience in the college ranks.

In 2019, Satterfield was the tight ends coach for Baylor after serving as director of recruiting for the Bears in the 2018 season.

Satterfield had a brief stint in 2018 at East Tennessee State where he served as offensive coordinator and quarterbacks coach, before joining Baylor.

Prior to his appointment at ETSU, he served as head coach at Tennessee Tech from 2016-17. In 2016, Satterfield led the Golden Eagles to their first winning conference season since 2011 as Tennessee Tech went 5-3 in the Ohio Valley Conference.

From 2013-15, Satterfield was the offensive coordinator at Temple where he helped guide the Owls to historic marks. In his first year at Temple, Satterfield's offense averaged nearly 400 yards per game, which was the most by an Owl team since 1979. Temple earned the 2015 American Athletic Conference east division title and posted a 10-win season.

Satterfield also held offensive coordinator roles at Chattanooga (2009-12) and UT Martin (2006-07). In 2010, Satterfield's Chattanooga offense averaged 430 yards and scored 49 touchdowns, which ranked 11th nationally. During his time at UT Martin, the Skyhawks led the OVC in scoring offense in 2007 and 2008, while also leading the league in total offense in 2007.

Satterfield began his coaching career at Chattanooga in 1999, before becoming a graduate assistant under Coach Phillip Fulmer at Tennessee from 2002-03. He also had stops as wide receivers coach at Richmond (2004) and Western Carolina (2005).

PERSONAL: A native of Greenback, Tenn., Satterfield graduated from East Tennessee State in 1999. He is married to the former Sarah Houser. The couple has a daughter, Harper.

COACHING HISTORY

1999-2000	Tennessee-Chattanooga Assistant
2001	Tennessee-Chattanooga Wide Receivers
2002-03	University of Tennessee Graduate Assistant
2004	University of Richmond Wide Receivers
2005	Western Carolina Wide Receivers
2006-07	Tennessee-Martin Offensive Coordinator
2008	Tennessee-Martin Assistant Head Coach/Passing Game Coordinator
2009-12	Tennessee-Chattanooga Offensive Coordinator
2013-15	Temple Offensive Coordinator
2016-17	Tennessee Tech Head Coach
2018	East Tennessee State Offensive Coordinator
2018-19	Baylor Tight Ends
2020	Carolina Panthers Assistant Offensive Line



JEREMY SCOTT

1ST NFL SEASON
1ST PANTHERS SEASON

STRENGTH & CONDITIONING COACH

COLLEGE: **LOCK HAVEN**

COACHING: Jeremy Scott joins the Panthers as the team's strength and conditioning coach after serving in the same role under head coach Matt Rhule for the past seven years at Baylor and Temple.

From 2017 to 2019, Scott led the Bears strength and conditioning program as the director of athletic performance.

Prior to that, Scott spent four years as the head strength and conditioning coach at Temple from 2013 to 2017.

In 2012, Scott spent one year working as an assistant varsity strength coach at Princeton University.

Scott's coaching career began in 1996 at Penn State University as an intern with the program. During that inaugural season with the Nittany Lions, Scott helped coach a walk-on linebacker – Matt Rhule. Following his internship, Scott joined the strength and conditioning staff at PSU as a graduate assistant and earned his master's degree in health education in 1999. Scott stayed with the program as the team's speed development coach and assistant strength and conditioning coach until 2012.

PLAYING & PERSONAL: Scott graduated from Lock Haven University of Pennsylvania in 1996 with a degree in fitness management, before earning his master's in health education from Penn State in 1999.

COACHING HISTORY

1998-2012	Penn State Speed Development, Assistant Strength and Conditioning Coach
2012	Princeton Assistant Varsity Strength Coach
2013-17	Temple Head Football Strength & Conditioning Coach
2017-19	Baylor Director of Athletic Performance
2020	Carolina Panthers Strength & Conditioning Coach



JASON SIMMONS

10TH NFL SEASON
10TH PANTHERS SEASON

DEFENSIVE PASS GAME COORD./SECONDARY

COLLEGE: **ARIZONA STATE**

COACHING: Jason Simmons joins the Panthers as the defensive pass game coordinator/secondary coach after spending the last nine years in a number of roles on the Green Bay Packers staff.

Simmons spent 2019 as Green Bay's defensive backs coach, where he helped the Packers advance to the NFC Championship game and finish the regular season tied for third in the league in interceptions (17). Packers' cornerback Kevin King totaled five interceptions on the year (t-4th), with 15 passes defended (t-8th). Cornerback Jaire Alexander added two interceptions and finished tied for fourth in the league in passes defended with 17.

In 2018, Simmons served as the Packers' secondary coach, helping the team finish 12th in the NFL in pass defense (234.5 ypg) — a significant improvement after Green Bay finished No. 23 in the category in 2017. Under Simmons' watch, Alexander led the team with 11 passes defended and finished second in tackles (64) in just 13 games, earning him a spot on the PFWA's All-Rookie team.

Prior to coaching the secondary, Simmons served as an assistant special teams coach for Green Bay from 2015-17, where he helped the Packers special teams units excel across the board. In that stretch, the Packers ranked second in the league in opponent punt return average (5.7), and they were second in the league in yards per punt return (10.7) in 2017.

Simmons got his start with the Packers in 2011 as the team's coaching administrator, where he worked hand in hand with the defensive coaching staff to collect and analyze weekly production statistics, as well as assisting the defensive units in practice.

PLAYING & PERSONAL: As a player, Simmons was drafted in the fifth round by the Steelers in the 1998 NFL Draft and went on to play in 121 games over a 10-year career from 1998 to 2007. Simmons spent the first four years of his career as a standout special teams player for the Steelers, before signing with the expansion Texans in 2002. In Houston, Simmons expanded his play onto the defensive side of the ball, seeing more action as a spot starter and reserve safety in the Texans' secondary.

Simmons played safety at Arizona State University under current Panthers' defensive coordinator Phil Snow, who was serving in the same role for the Sun Devils at the time. During his senior season in 1997, Simmons was named second-team All-Pacific-10 and named a team captain.

COACHING HISTORY

2011-14	Green Bay Packers Administrative Assistant
2014-17	Green Bay Packers Assistant Special Teams
2018	Green Bay Packers Secondary
2019	Green Bay Packers Defensive Backs
2020	Carolina Panthers Defensive Pass Game Coordinator/Secondary



MIKE SIRAVO

1ST NFL SEASON
1ST PANTHERS SEASON

LINEBACKERS

COLLEGE: **BOSTON COLLEGE**

COACHING: Mike Siravo comes to the Panthers as linebackers coach after spending the last three years under Matt Rhule as Baylor's linebackers coach and special teams coordinator. Prior to that, Siravo served in the same position under Rhule at Temple for four years.

During the 2019 campaign at Baylor, Siravo's linebacking core helped anchor a defense that finished second in turnovers gained (30), third in interceptions (17), eighth in sacks per game (3.31), and fifth in turnover margin (1.08). Under Siravo's teaching, Baylor placed two linebackers on the All-Big 12 Second Team Defense.

Siravo mentored Clay Johnston in 2018 to an All-Big 12 season. The linebacker averaged 8.8 tackles per game in nine Big 12 games en route to second team all-conference honors.

Siravo served his final four seasons at Temple coaching the linebackers under Rhule and Panthers defensive coordinator Phil Snow. He previously spent one season (2006) at Temple under then-head coach Al Golden as recruiting coordinator and linebackers coach.

He coached linebackers for the Owls and served as defensive run coordinator and recruiting coordinator during the AAC championship season in 2016. Linebackers Avery Williams and Stephoun Marshall both earned 2016 All-AAC honors and Siravo was named the 2016 National Linebackers Coach of the Year by FootballScoop.

Siravo coached two-time All-American and 2015 Bednarik Award and Nagurski Trophy winner Tyler Matakevich, who also won AAC Defensive Player of the Year honors.

Prior to returning to Temple, Siravo coached six years (2007-2012) at Boston College as defensive backs coach and recruiting coordinator. He coached a secondary that helped three B.C. defenses rank in the top 10 nationally in interceptions: 2007 (second, 25), 2008 (first, 26) and 2010 (eighth, 20).

In 2007, Siravo was part of a staff that led Boston College to an 11-3 record and No. 10 final AP ranking. The Eagles ranked second nationally with 25 interceptions. He mentored free safety Jamie Silva, a consensus first-team All-American and Jim Thorpe Award finalist.

During his one-year stint at Temple in 2006, Siravo coordinated the Owls' recruiting class ranked No. 1 in the MAC that included future NFL players Steve Maneri and Andre Neblett. He coached linebackers and served as recruiting coordinator at Columbia from 2003 to 2005.

PLAYING & PERSONAL: Siravo began his career as a graduate assistant at Boston College from 1998 to 2000. The former walk-on earned a scholarship and lettered two years at linebacker under head coaches Dan Henning and Tom O'Brien. He earned Academic All-Big East honors as a senior.

A Pawtucket, R.I., native, Siravo earned a bachelor's degree in history from Boston College in 1998. He also earned a master's degree from his alma mater in administrative studies of business in 2000. He and his wife, Alison, are the parents of three children, William, Evelyn and Henry.

COACHING HISTORY

1998-2000	Boston College Graduate Assistant
2003-05	Columbia University Linebackers
2006	Temple Recruiting Coordinator
2007-12	Boston College Defensive Backs
2013-16	Temple Linebackers
2017-19	Baylor Linebackers
2020	Carolina Panthers Linebackers



GRANT UDINSKI

1ST NFL SEASON
1ST PANTHERS SEASON

COACHING ASSISTANT

COLLEGE: **TOWSON**

COACHING: Udinski joins the Panthers as a coaching assistant after spending the 2019 season as a graduate assistant on head coach Matt Rhule's staff at Baylor. It marked his first season in the coaching ranks.

PLAYING & PERSONAL: As a player, Udinski played defensive line at Towson University from 2016 to 2018. In 2018, he was named a CoSIDA Google Cloud Academic First Team All-American with a 3.94 undergraduate GPA and 4.0 GPA for his master's degree. Prior to his time at Towson, Udinski played one season at Davidson College as a tight end.

COACHING HISTORY

2019	Baylor Graduate Assistant
2020	Carolina Panthers Coaching Assistant



CEDRIC WHITAKER

1ST NFL SEASON
1ST PANTHERS SEASON

COACHING ASSISTANT

COLLEGE: **TEXAS LUTHERAN**

COACHING: Cedric Whitaker joins the Panthers as a coaching assistant after spending the 2019 season coaching cornerbacks at Houston Baptist University.

During his one-year stint at HBU, Whitaker helped the Huskies to a school-record five wins and the team finished the year ranked 15th in the FCS in turnovers gained (24), including 11 interceptions.

Prior to his time at HBU, Whitaker served as a defensive backs graduate assistant at Baylor under head coach Matt Rhule. At Baylor, Whitaker helped coach three honorable mention All-Big 12 defensive backs in 2018 and saw the Bears finish the year ranked third in the conference in passing defense. Whitaker assisted with defensive signal calling and communicating defensive and special teams adjustments.

Before joining the staff at Baylor, Whitaker spent three years at his alma mater, the Division III school Texas Lutheran University, from 2014 to 2016. There, he served in a number of roles, including wide receivers coach, speed and conditioning coach, junior varsity head coach, special teams assistant and defensive line assistant.

PLAYING & PERSONAL: As a player at Texas Lutheran, Whitaker was a four-year letter winner and three-year starter at defensive back. Whitaker graduated in 2015 with a bachelor's degree in kinesiology.


COACHING HISTORY

2014-16	Texas Lutheran University
2017-18	Baylor Defensive Backs Graduate Assistant
2019	Houston Baptist University Cornerbacks
2020	Carolina Panthers Coaching Assistant

VETERANS



**CAROLINA
PANTHERS**



**ROBBY
ANDERSON**
6'3" // 190
TEMPLE
FORT LAUDERDALE, FLA.

11
WR

EXPERIENCE (YEARS)		BIRTHDATE	ACQUIRED
NFL	PANTHERS	5.9.93	UFA-20 NYJ
5	1		

NFL RANKINGS

- One of eight NFL receivers with at least 50 catches, 750 yards and five touchdowns in each of the last three seasons.

PRO CAREER

- Played in all 16 games with the Jets in 2019, including 15 starts...Totaled 52 receptions for 779 yards and five touchdowns...Tied his career-high receiving average of 15.0 yards per catch...Recorded a 92-yard scoring reception against Dallas in Week 5 to mark the second-longest pass play in Jets history...Became the 5th undrafted free agent since 1970 to reach 3,000 receiving yards in his first four seasons.
- Appeared in 14 games with nine starts for the Jets in 2018...Hauled in 50 passes for 752 yards and six touchdowns to lead the team in all categories...Registered the best receiving average of his career with 15.0 yards per catch...Registered four touchdowns of at least 30 yards, including a career-long 76-yard score.
- Started 15 of 16 games for the Jets in 2017...Led the team with a career-high 941 receiving yards and seven touchdowns, and finished second on the squad with 63 receptions...Finished third among all second-year players in receptions and receiving yards, while tying for first in touchdowns...Six of his team-best seven touchdown receptions came in a five-game span from Week 7 to Week 12...Along with WR Jermaine Kearse, part of the only duo in the NFL to both record 100 receiving yards in back-to-back games during the 2017 season, while the pair were just one of seven duos in the league to each record 60 receptions.
- Saw action in all 16 games as a rookie with the Jets in 2016...Made eight starts...Finished the year with 42 receptions for 587 yards and two touchdowns...His 587 receiving yards were the most by an undrafted Jets rookie receiver since 2000, and ranked seventh overall in receiving yardage by a rookie in franchise history...Posted four receptions of 40+ yards as a rookie, trailing only Odell Beckham, Jr. (six), Amari Cooper (six) and Martavis Bryant (five) among rookie receivers the last three seasons.

TRANSACTIONS

Signed with the New York Jets as an undrafted free agent (5/5/16)...Signed as an unrestricted free agent with Carolina (4/1/20).

COLLEGE & PERSONAL

Played two years at Temple under current Panthers head coach Matt Rhule...Totaled 114 receptions for 1,730 yards and 16 touchdowns in his career...Ranks eighth in receiving yards in Temple history (1,730) and still holds the single-game school record for receiving yards (239)...Was the Owls leading receiver in seven games as a senior in 2015...Led the Owls in receptions, receiving yards, and touchdowns...Set career highs in receptions (70) and yards (939) in a season - both rank second on the school's all-time list...Selected to play in the East-West Shrine Game...Missed his junior season in 2014 due to being ruled academically ineligible...As a sophomore in 2013 spent time with the second team defense at cornerback in the spring, but quit the team and returned home to Florida...Stayed in contact with Coach Rhule and asked to return to the team in late summer as a non-scholarship athlete...Worked at wide receiver upon his return...Had his breakout game at SMU shattering the school record with 239 receiving yards...Closed the season with his first career three-touchdown game at Memphis giving him nine touchdowns in the final five games...Played in the first six games mostly on special teams as a redshirt freshman in 2012...Redshirted in 2011. Attended Plantation High in Davie, Florida...Also lettered in track...Majored in criminal justice at Temple.

REGULAR SEASON COMPARISON: RECEIVING - LAS VEGAS RAIDERS

DATE	OPP	W/L	GP/GS	REC	YDS	AVG	TD	LG	TGTS	YAC
9/17/17	NYJ @ OAK	L	S	2	28	14.0	0	19	4	10
11/24/19	NYJ vs. OAK	W	S	4	86	21.5	1	31	5	27
TOTALS		1/1	2/2	6	114	19.0	1	31	9	37

ROBBY ANDERSON'S NFL REGULAR SEASON RUSHING/RECEIVING STATISTICS

DATE	TEAM	GP	GS	RECEIVING					RUSHING				
				NO.	YDS	AVG	LG	TD	NO.	YDS.	AVG.	LG	TD
2016	Jets	16	8	42	587	14.0	52	2	3	42	14.0	30	0
2017	Jets	16	15	63	941	14.9	69t	7	3	9	3.0	7	0
2018	Jets	14	9	50	752	15.0	76t	6	2	-8	-4.0	1	0
2019	Jets	16	15	52	779	15.0	92t	5	1	4	4.0	4	0
NFL TOTALS		62	47	207	3,059	14.8	92t	20	9	47	5.2	30	0

ROBBY ANDERSON'S NFL REGULAR SEASON RETURN STATISTICS

DATE	TEAM	KICKOFF RETURNS					PUNT RETURNS					
		RET.	YDS.	AVG.	LG	TD	NO.	FC	YDS	AVG	LG	TD
2016	Jets	0	0	0.0	0	0	0	0	0	0.0	0	0
2017	Jets	0	0	0.0	0	0	0	0	0	0.0	0	0
2018	Jets	1	13	13.0	13	0	0	0	0	0.0	0	0
2019	Jets	0	0	0.0	0	0	0	0	0	0.0	0	0
NFL TOTALS		1	13	13.0	13	0	0	0	0	0.0	0	0

SINGLE-GAME HIGHS: RUSHING/RECEIVING

Rush Attempts 2 at San Francisco 49ers, Dec 11, 2016
Rushing Yards 30 vs. Baltimore Ravens, Oct 23, 2016
Longest Runs 30 vs. Baltimore Ravens, Oct 23, 2016
Receptions 9 vs. Green Bay Packers, Dec 23, 2018
Receiving Yards 146 vs. Carolina Panthers, Nov 26, 2017
Longest Receptions 92t vs. Dallas Cowboys, Oct 13, 2019
Receiving TDs 2 vs. Denver Broncos, Oct 07, 2018
...1 more at 2.

All-purpose yards 153 vs. Green Bay Packers, Dec 23, 2018
Kickoff Returns 1 vs. Green Bay Packers, Dec 23, 2018
Kickoff Return Yards 13 vs. Green Bay Packers, Dec 23, 2018
Longest Kickoff Return 13 vs. Green Bay Packers, Dec 23, 2018
Miscellaneous Tackles 2 at Jacksonville Jaguars, Oct 27, 2019
...1 more at 2.
Most TDs 2 vs. Denver Broncos, Oct 07, 2018
...1 more at 2.

100-YARD RECEIVING GAMES (8): REGULAR SEASON

DATE	TEAM	NO.	YDS.	AVG.	LG	TD
10/29/17	FALCONS	6	104	17.3	32	1
11/26/17	PANTHERS	6	146	24.3	54t	2
12/03/17	CHIEFS	8	107	13.4	26	0
10/07/18	BRONCOS	3	123	41.0	76t	2
12/23/18	PACKERS	9	140	15.6	33t	1
10/13/19	COWBOYS	5	125	25.0	92t	1
12/01/19	at Bengals	7	101	14.4	20	0
12/08/19	DOLPHINS	7	117	16.7	39	1

2019 GAME-BY-GAME REGULAR SEASON STATISTICS (JETS)

DATE	OPPONENT	P/S	RECEIVING					RUSHING					W/L	SCORE
			NO	YDS	AVG	LG	TD	NO	YDS	AVG	LG	TD		
09/08	Bills	S	3	23	7.7	9	0	0	0	0.0	0	0	L	16-17
09/16	Browns	S	4	81	20.3	36	0	0	0	0.0	0	0	L	3-23
09/22	at Patriots	S	3	11	3.7	7	0	0	0	0.0	0	0	L	14-30
10/06	at Eagles	S	1	16	16.0	16	0	0	0	0.0	0	0	L	6-31
10/13	Cowboys	S	5	125	25.0	92t	1	0	0	0.0	0	0	W	24-22
10/21	Patriots	P	1	10	10.0	10	0	0	0	0.0	0	0	L	0-33
10/27	at Jaguars	S	4	43	10.8	13	0	0	0	0.0	0	0	L	15-29
11/03	at Dolphins	S	2	33	16.5	22	0	0	0	0.0	0	0	L	18-26
11/10	Giants	S	1	11	11.0	11	0	0	0	0.0	0	0	W	34-27
11/17	at Washington	S	1	6	6.0	6t	1	0	0	0.0	0	0	W	34-17
11/24	Raiders	S	4	86	21.5	31	1	0	0	0.0	0	0	W	34-3
12/01	at Bengals	S	7	101	14.4	20	0	0	0	0.0	0	0	L	6-22
12/08	Dolphins	S	7	117	16.7	39	1	1	4	4.0	4	0	W	22-21
12/12	at Ravens	S	4	66	16.5	41	0	0	0	0.0	0	0	L	21-42
12/22	Steelers	S	2	32	16.0	23t	1	0	0	0.0	0	0	W	16-10
12/29	at Bills	S	3	18	6.0	11	0	0	0	0.0	0	0	W	13-6
2019 TOTALS		16-15	52	779	15.0	92t	5	1	4	4.0	4	0	7-9	

2018 GAME-BY-GAME REGULAR SEASON STATISTICS (JETS)

DATE	OPPONENT	P/S	RECEIVING					RUSHING					W/L	SCORE
			NO	YDS	AVG	LG	TD	NO	YDS	AVG	LG	TD		
09/10	at Lions	S	1	41	41.0	41t	1	1	-9	-9.0	-9	0	W	48-17
09/16	Dolphins	P	3	27	9.0	17	0	0	0	0.0	0	0	L	12-20
09/20	at Browns	S	2	22	11.0	17	0	0	0	0.0	0	0	L	17-21
09/30	at Jaguars	P	2	18	9.0	12	0	0	0	0.0	0	0	L	12-31
10/07	Broncos	P	3	123	41.0	76t	2	0	0	0.0	0	0	W	34-16
10/14	Colts	S	3	39	13.0	19	0	0	0	0.0	0	0	W	42-34
10/21	Vikings	S	3	44	14.7	25	0	0	0	0.0	0	0	L	17-37
10/28	at Bears		INACTIVE										L	10-24
11/04	at Dolphins	S	4	32	8.0	17	0	1	1	1.0	1	0	L	6-13
11/11	Bills		INACTIVE										L	10-41
11/25	Patriots	P	2	22	11.0	15	0	0	0	0.0	0	0	L	13-27
12/02	at Titans	S	4	48	12.0	16	0	0	0	0.0	0	0	L	22-26
12/09	at Bills	P	4	76	19.0	37	1	0	0	0.0	0	0	W	27-23
12/15	Texans	S	7	96	13.7	26	1	0	0	0.0	0	0	L	22-29
12/23	Packers	S	9	140	15.6	33t	1	0	0	0.0	0	0	L	38-44+
12/30	at Patriots	S	3	24	8.0	13	0	0	0	0.0	0	0	L	3-38
2018 TOTALS		14-9	50	752	15.0	76t	6	2	-8	-4.0	1	0	4-12	

+ - Overtime

2017 GAME-BY-GAME REGULAR SEASON STATISTICS (JETS)


DATE	OPPONENT	P/S	RECEIVING					RUSHING					W/L	SCORE
			NO	YDS	AVG	LG	TD	NO	YDS	AVG	LG	TD		
09/10	at Bills	S	4	22	5.5	11	0	0	0	0.0	0	0	L	12-21
09/17	at Raiders	S	2	28	14.0	19	0	0	0	0.0	0	0	L	20-45
09/24	Dolphins	S	3	95	31.7	69t	1	0	0	0.0	0	0	W	20-6
10/01	Jaguars	S	3	59	19.7	41	0	0	0	0.0	0	0	W	23-20+
10/08	at Browns	S	2	16	8.0	10	0	0	0	0.0	0	0	W	17-14
10/15	Patriots	S	4	76	19.0	32	0	0	0	0.0	0	0	L	17-24
10/22	at Dolphins	S	3	35	11.7	18t	1	0	0	0.0	0	0	L	28-31
10/29	Falcons	S	6	104	17.3	32	1	1	1	1.0	1	0	L	20-25
11/02	Bills	S	4	48	12.0	25t	1	0	0	0.0	0	0	W	34-21
11/12	at Buccaneers	P	4	85	21.3	38t	1	0	0	0.0	0	0	L	10-15
11/26	Panthers	S	6	146	24.3	54t	2	0	0	0.0	0	0	L	27-35
12/03	Chiefs	S	8	107	13.4	26	0	1	7	7.0	7	0	W	38-31
12/10	at Broncos	S	3	27	9.0	13	0	0	0	0.0	0	0	L	0-23
12/17	at Saints	S	5	40	8.0	15	0	0	0	0.0	0	0	L	19-31
12/24	Chargers	S	5	51	10.2	16	0	0	0	0.0	0	0	L	7-14
12/31	at Patriots	S	1	2	2.0	2	0	1	1	1.0	1	0	L	6-26
2017 TOTALS		16-15	63	941	14.9	69t	7	3	9	3.0	7	0	5-11	

+ - Overtime

2016 GAME-BY-GAME REGULAR SEASON STATISTICS (JETS)

DATE	OPPONENT	P/S	RECEIVING					RUSHING					TD	W/L	SCORE
			NO	YDS	AVG	LG	TD	NO	YDS	AVG	LG	TD			
09/11	Bengals	P	0	0	0.0	0	0	0	0	0.0	0	0	L	22-23	
09/15	at Bills	P	0	0	0.0	0	0	0	0	0.0	0	0	W	37-31	
09/25	at Chiefs	P	2	34	17.0	26	0	0	0	0.0	0	0	L	3-24	
10/02	Seahawks	S	2	12	6.0	7	0	0	0	0.0	0	0	L	17-27	
10/09	at Steelers	S	1	10	10.0	10	0	0	0	0.0	0	0	L	13-31	
10/17	at Cardinals	S	4	24	6.0	7	0	0	0	0.0	0	0	L	3-28	
10/23	Ravens	S	3	41	13.7	28	0	1	30	30.0	30	0	W	24-16	
10/30	at Browns	S	3	31	10.3	16	0	0	0	0.0	0	0	W	31-28	
11/06	at Dolphins	S	4	49	12.3	27	0	0	0	0.0	0	0	L	23-27	
11/13	Rams	P	3	69	23.0	52	0	0	0	0.0	0	0	L	6-9	
11/27	Patriots	S	2	34	17.0	25	0	0	0	0.0	0	0	L	17-22	
12/05	Colts	P	4	61	15.3	40t	1	0	0	0.0	0	0	L	10-41	
12/11	at 49ers	P	6	99	16.5	40	0	2	12	6.0	13	0	W	23-17+	
12/17	Dolphins	S	4	80	20.0	40t	1	0	0	0.0	0	0	L	13-34	
12/24	at Patriots	P	0	0	0.0	0	0	0	0	0.0	0	0	L	3-41	
01/01	Bills	P	4	43	10.8	17	0	0	0	0.0	0	0	W	30-10	
2016 TOTALS			16-8	42	587	14.0	52	2	3	42	14.0	30	0	5-11	

+ - Overtime



ELI
APPLE
6'1" // 203
OHIO STATE
VOORHEES, N.J.

41
CB

EXPERIENCE (YEARS)		BIRTHDATE	ACQUIRED
NFL	PANTHERS	8.9.95	FA-20
5	1		

NFL RANKINGS

- Since 2016, Apple is tied for seventh among cornerbacks with 216 total tackles.

PRO CAREER

- In 2019 with New Orleans, Apple started in 15 games, recorded 58 tackles, had four passes defended and a forced fumble.
- Came to New Orleans midway through the 2018 season after being traded by the New York Giants...He made 52 tackles, tying for the team lead with two interceptions and adding nine passes defended and one forced fumble in just ten contests as the Saints advanced to the NFC Championship game.
- In 2017, he played in 11 games with seven starts for the Giants and recorded 49 tackles (41 solo), eight passes defended and two fumble recoveries.
- In his rookie season in 2016, he played in 14 regular season games with 11 starts...Finished the regular season with 49 tackles (41 solo), seven passes defended, one interception, one forced fumble and two fumble recoveries on defense, and two tackles and a fumble recovery on special teams.

TRANSACTIONS

Selected by the New York Giants in the first round (10th overall) of the 2016 NFL Draft...Traded from the Giants to the Saints (10/23/18)...Signed as a free agent with Carolina (5/29/20).

COLLEGE & PERSONAL

Played in 28 career games with 27 starts in two seasons at Ohio State (2014-15) and finished his college career with 86 tackles (56 solo), including 7.5 stops for losses, four interceptions and 18 passes defended...Named second-team All-Big Ten in 2015 by league coaches, and a freshman All-America in 2014 after a campaign in which he had 53 tackles, and was among the top ten in the conference with 13 passes defended...In 2015, started all 13 games and had 33 tackles (23 solo), including two for loss and nine passes defended (eight breakups and one interception)...As a redshirt freshman in 2014, played in 15 games with 14 starts in Ohio State's national championship season...Finished the season as one of the top ten tacklers on the team with 53 stops, including 5.5 tackles for losses, and had 13 passes defended (ten breakups, three interceptions)...Majoring in sports industry...Attended Eastern HS in Voorhees, NJ.

ELI APPLE'S NFL REGULAR SEASON DEFENSIVE STATISTICS

		TACKLES										INTERCEPTIONS				O. FUMB			ST					
DATE	TEAM	GP	GS	TK	S	A	TFL	YDS	SK	YDS	QBH	NO	YDS	LG	TD	PD	FF	FR	YDS	TK	S	A	FF	FR
2016	Giants	14	11	49	41	8	4	4	0.0	0.0	0	1	0	0	0	7	1	1	0	2	0	2	0	1
2017	Giants	11	7	49	41	8	0	0	0.0	0.0	1	0	0	0	0	8	0	2	0	0	0	0	0	0
2018	Giants	5	5	22	20	2	0	0	0.0	0.0	0	0	0	0	0	5	1	1	0	1	0	1	0	0
2018	Saints	10	10	52	42	10	0	0	0.0	0.0	0	2	29	29	0	9	0	1	2	0	0	0	0	0
2018	TOTAL	15	15	74	62	12	0	0	0.0	0.0	0	2	29	29	0	14	1	2	2	1	0	1	0	0
2019	Saints	15	15	58	53	5	0	0	0.0	0.0	1	0	0	0	0	4	1	0	0	0	0	0	0	0
NFL TOTALS		55	48	230	197	33	4	4	0.0	0.0	2	3	29	29	0	33	3	5	2	3	0	3	0	1

ELI APPLE'S NFL POSTSEASON DEFENSIVE STATISTICS

DATE	TEAM	GP	GS	TACKLES								INTERCEPTIONS					O. FUMB			ST			
				TK	S	A	TFL	YDS	SK	YDS	QBH	NO	YDS	LG	TD	PD	FF	FR	YDS	TK	S	A	FF
2016	Giants	1	1	4	4	0	0	0	0.0	0.0	0	0	0	0	0	0	0	0	0	0	0	0	
2018	Saints	2	2	8	7	1	0	0	0.0	0.0	1	0	0	0	1	0	0	0	0	0	0	0	
2019	Saints	0	0	0	0	0	0	0	0.0	0.0	0	0	0	0	0	0	0	0	0	0	0	0	
NFL TOTALS		3	3	12	11	1	0	0	0.0	0.0	1	0	0	0	2	0	0	0	0	0	0	0	

SINGLE-GAME HIGHS: DEFENSIVE

Total Tackles 10 vs. Atlanta Falcons, Nov 22, 2018
Passes Defensed 3 vs. Philadelphia Eagles, Oct 11, 2018
...1 more at 3.
Forced Fumbles 1 at Seattle Seahawks, Sep 22, 2019
...2 more at 1.
Fumble Recoveries 1 vs. Atlanta Falcons, Nov 22, 2018
...4 more at 1.
Tackles For Loss 2 vs. Detroit Lions, Dec 18, 2016

SINGLE-GAME HIGHS - POSTSEASON: DEFENSIVE

Total Tackles 4 vs. Los Angeles Rams, Jan 20, 2019
4 vs. Philadelphia Eagles, Jan 13, 2019
4 at Green Bay Packers, Jan 08, 2017

Interceptions 1 at Carolina Panthers, Dec 17, 2018
...2 more at 1.
Interception Return Yards 29 at Cincinnati Bengals, Nov 11, 2018
Special Teams Tackles 2 vs. Chicago Bears, Nov 20, 2016
Special Teams Fumble Recoveries 1 vs. Chicago Bears, Nov 20, 2016

Passes Defensed 1 vs. Philadelphia Eagles, Jan 13, 2019
1 at Green Bay Packers, Jan 08, 2017

2019 GAME-BY-GAME REGULAR SEASON STATISTICS (SAINTS)

DATE	OPPONENT	P/S	TACKLES								INTERCEPTIONS				O. FUMB			ST				W/L	SCORE	
			TK	S	A	SK	YDS	TFL	YDS	QBH	NO	YDS	LG	TD	PD	FF	FR	YDS	TK	S	A			FF
09/09	Texans	S	3	3	0	0.0	0.0	0	0	1	0	0	0	0	0	0	0	0	0	0	0	0	W	30-28
09/15	at Rams	S	7	7	0	0.0	0.0	0	0	0	0	0	0	0	0	0	0	0	0	0	0	L	9-27	
09/22	at Seahawks	S	3	3	0	0.0	0.0	0	0	0	0	0	0	0	1	0	0	0	0	0	0	W	33-27	
09/29	Cowboys	S	2	2	0	0.0	0.0	0	0	0	0	0	0	0	0	0	0	0	0	0	0	W	12-10	
10/06	Buccaneers	S	1	1	0	0.0	0.0	0	0	0	0	0	0	0	0	0	0	0	0	0	0	W	31-24	
10/13	at Jaguars	S	2	2	0	0.0	0.0	0	0	0	0	0	0	1	0	0	0	0	0	0	0	W	13-6	
10/20	at Bears	S	6	6	0	0.0	0.0	0	0	0	0	0	0	0	0	0	0	0	0	0	0	W	36-25	
10/27	Cardinals	S	3	2	1	0.0	0.0	0	0	0	0	0	0	0	0	0	0	0	0	0	0	W	31-9	
11/10	Falcons	S	5	4	1	0.0	0.0	0	0	0	0	0	0	0	0	0	0	0	0	0	0	L	9-26	
11/17	at Buccaneers	S	4	4	0	0.0	0.0	0	0	0	0	0	0	2	0	0	0	0	0	0	0	W	34-17	
11/24	Panthers	S	1	1	0	0.0	0.0	0	0	0	0	0	0	1	0	0	0	0	0	0	0	W	34-31	
11/28	at Falcons	S	9	8	1	0.0	0.0	0	0	0	0	0	0	0	0	0	0	0	0	0	0	W	26-18	
12/08	49ers	S	4	3	1	0.0	0.0	0	0	0	0	0	0	0	0	0	0	0	0	0	0	L	46-48	
12/16	Colts	S	6	5	1	0.0	0.0	0	0	0	0	0	0	0	0	0	0	0	0	0	0	W	34-7	
12/22	at Titans	S	2	2	0	0.0	0.0	0	0	0	0	0	0	0	0	0	0	0	0	0	0	W	38-28	
12/29	at Panthers		ON INACTIVE LIST																			W	42-10	
2019 TOTALS		15-15	58	53	5	0.0	0.0	0	0	1	0	0	0	0	4	1	0	0	0	0	0	13-3		

2018 GAME-BY-GAME REGULAR SEASON STATISTICS (GIANTS/SAINTS)

DATE	OPPONENT	P/S	TACKLES							INTERCEPTIONS							O. FUMB			ST				W/L	SCORE
			TK	S	A	SK	YDS	TFL	YDS	QBH	NO	YDS	LG	TD	PD	FF	FR	YDS	TK	S	A	FF	FR		
09/09	Jaguars	S	3	3	0	0.0	0.0	0	0	0	0	0	0	0	2	0	0	0	0	0	0	0	L	15-20	
09/16	at Cowboys	S	1	1	0	0.0	0.0	0	0	0	0	0	0	0	0	0	0	0	0	0	0	0	L	13-20	
09/23	at Texans		ON INACTIVE LIST																				W	27-22	
09/30	Saints		ON INACTIVE LIST																				L	18-33	
10/07	at Panthers	S	5	5	0	0.0	0.0	0	0	0	0	0	0	0	1	0	0	0	0	0	0	0	L	31-33	
10/11	Eagles	S	8	6	2	0.0	0.0	0	0	0	0	0	0	3	0	0	0	0	0	0	0	0	L	13-34	
10/22	at Falcons	S	5	5	0	0.0	0.0	0	0	0	0	0	0	0	0	1	0	1	0	1	0	0	L	20-23	
10/28	Washington		NOT ON ROSTER																				L	13-20	
Went from Giants to Saints.																									
11/04	Rams	S	5	4	1	0.0	0.0	0	0	0	0	0	0	0	1	0	0	0	0	0	0	0	W	45-35	
11/11	at Bengals	S	3	3	0	0.0	0.0	0	0	0	1	29	29	0	2	0	0	0	0	0	0	0	W	51-14	
11/18	Eagles	S	2	2	0	0.0	0.0	0	0	0	0	0	0	0	0	0	0	0	0	0	0	0	W	48-7	
11/22	Falcons	S	10	8	2	0.0	0.0	0	0	0	0	0	0	0	1	0	1	2	0	0	0	0	W	31-17	
11/29	at Cowboys	S	6	3	3	0.0	0.0	0	0	0	0	0	0	0	0	0	0	0	0	0	0	0	L	10-13	
12/09	at Buccaneers	S	3	2	1	0.0	0.0	0	0	0	0	0	0	0	2	0	0	0	0	0	0	0	W	28-14	
12/17	at Panthers	S	3	2	1	0.0	0.0	0	0	0	1	0	0	0	2	0	0	0	0	0	0	0	W	12-9	
12/23	Steelers	S	9	8	1	0.0	0.0	0	0	0	0	0	0	0	0	0	0	0	0	0	0	0	W	31-28	
12/30	Panthers	S	2	1	1	0.0	0.0	0	0	0	0	0	0	0	1	0	0	0	0	0	0	0	L	14-33	
2018 TOTALS		14-14	65	53	12	0.0	0.0	0	0	0	2	29	29	0	14	1	2	2	1	0	1	0	8-9		

2017 GAME-BY-GAME REGULAR SEASON STATISTICS (GIANTS)

DATE	OPPONENT	P/S	TACKLES								INTERCEPTIONS				O. FUMB			ST				W/L	SCORE	
			TK	S	A	SK	YDS	TFL	YDS	QBH	NO	YDS	LG	TD	PD	FF	FR	YDS	TK	S	A			FF
09/10	at Cowboys	S	7	5	2	0.0	0.0	0	0	0	0	0	0	1	0	0	0	0	0	0	0	0	L	3-19
09/18	Lions	S	5	5	0	0.0	0.0	0	0	1	0	0	0	0	0	0	0	0	0	0	0	0	L	10-24
09/24	at Eagles	S	5	3	2	0.0	0.0	0	0	0	0	0	0	0	0	1	0	0	0	0	0	0	L	24-27
10/01	at Buccaneers	P	4	4	0	0.0	0.0	0	0	0	0	0	0	2	0	0	0	0	0	0	0	0	L	23-25
10/08	Chargers	P	5	5	0	0.0	0.0	0	0	0	0	0	0	0	0	0	0	0	0	0	0	0	L	22-27
10/15	at Broncos	S	5	5	0	0.0	0.0	0	0	0	0	0	0	3	0	1	0	0	0	0	0	0	W	23-10
10/22	Seahawks	S	6	5	1	0.0	0.0	0	0	0	0	0	0	2	0	0	0	0	0	0	0	0	L	7-24
11/05	Rams	S	1	1	0	0.0	0.0	0	0	0	0	0	0	0	0	0	0	0	0	0	0	0	L	17-51
11/12	at 49ers	S	2	1	1	0.0	0.0	0	0	0	0	0	0	0	0	0	0	0	0	0	0	0	L	21-31
11/19	Chiefs		INACTIVE																				W	12-9+
11/23	at Washington		INACTIVE																				L	10-20
12/03	at Raiders		INACTIVE																				L	17-24
12/10	Cowboys		INACTIVE																				L	10-30
12/17	Eagles	P	9	7	2	0.0	0.0	0	0	0	0	0	0	0	0	0	0	0	0	0	0	0	L	29-34
12/24	at Cardinals	P	0	0	0	0.0	0.0	0	0	0	0	0	0	0	0	0	0	0	0	0	0	0	L	0-23
12/31	Washington		RESERVE/TEAM SUSP.																				W	18-10
2017 TOTALS		11-7	49	41	8	0.0	0.0	0	0	1	0	0	0	0	8	0	2	0	0	0	0	0	3-13	

+ - Overtime

2016 GAME-BY-GAME REGULAR SEASON STATISTICS (GIANTS)

DATE	OPPONENT	P/S	TACKLES								INTERCEPTIONS				O. FUMB			ST				W/L	SCORE		
			TK	S	A	SK	YDS	TFL	YDS	QBH	NO	YDS	LG	TD	PD	FF	FR	YDS	TK	S	A			FF	FR
09/11	at Cowboys	P	4	4	0	0.0	0.0	0	0	0	0	0	0	0	0	0	0	0	0	0	0	0	W	20-19	
09/18	Saints	P	7	6	1	0.0	0.0	0	0	0	0	0	0	0	1	0	0	0	0	0	0	0	W	16-13	
09/25	Washington	S	1	1	0	0.0	0.0	0	0	0	0	0	0	0	0	0	0	0	0	0	0	0	L	27-29	
10/03	at Vikings		INACTIVE																					L	10-24
10/09	at Packers	P	0	0	0	0.0	0.0	0	0	0	0	0	0	0	1	0	0	0	0	0	0	0	L	16-23	
10/16	Ravens		INACTIVE																					W	27-23
10/23	at Rams	S	3	3	0	0.0	0.0	0	0	0	0	0	0	0	1	1	0	0	0	0	0	0	W	17-10	
11/06	Eagles	S	4	4	0	0.0	0.0	0	0	0	0	0	0	0	0	0	0	0	0	0	0	0	W	28-23	
11/14	Bengals	S	1	1	0	0.0	0.0	0	0	0	0	0	0	0	0	0	0	0	0	0	0	0	W	21-20	
11/20	Bears	S	7	5	2	0.0	0.0	1	2	0	0	0	0	0	0	0	0	0	2	0	2	0	1	W	22-16
11/27	at Browns	S	2	2	0	0.0	0.0	0	0	0	0	0	0	0	0	0	0	0	0	0	0	0	W	27-13	
12/04	at Steelers	S	5	4	1	0.0	0.0	1	1	0	1	0	0	0	2	0	1	0	0	0	0	0	L	14-24	
12/11	Cowboys	S	2	1	1	0.0	0.0	0	0	0	0	0	0	0	1	0	0	0	0	0	0	0	W	10-7	
12/18	Lions	S	7	4	3	0.0	0.0	2	1	0	0	0	0	0	1	0	0	0	0	0	0	0	W	17-6	
12/22	at Eagles	S	2	2	0	0.0	0.0	0	0	0	0	0	0	0	0	0	0	0	0	0	0	0	L	19-24	
01/01	at Washington	S	4	4	0	0.0	0.0	0	0	0	0	0	0	0	0	0	0	0	0	0	0	0	W	19-10	
2016 TOTALS			14-11	49	41	8	0.0	0.0	4	4	0	1	0	0	0	7	1	1	0	2	0	2	0	1	11-5

2018 GAME-BY-GAME POSTSEASON STATISTICS (SAINTS)

TACKLES											INTERCEPTIONS				O. FUMB			ST							
DATE	OPPONENT	P/S	TK	S	A	SK	YDS	TFL	YDS	QBH	NO	YDS	LG	TD	PD	FF	FR	YDS	TK	S	A	FF	FR	W/L	SCORE
01/13	Eagles	S	4	3	1	0.0	0.0	0	0	0	0	0	0	0	1	0	0	0	0	0	0	0	0	W	20-14
01/20	Rams	S	4	4	0	0.0	0.0	0	0	1	0	0	0	0	0	0	0	0	0	0	0	0	0	L	23-26+
2018 TOTALS		2-2	8	7	1	0.0	0.0	0	0	1	0	0	0	0	1	0	0	0	0	0	0	0	0	1-1	

+ - Overtime

2016 GAME-BY-GAME POSTSEASON STATISTICS (GIANTS)

DATE	OPPONENT	P/S	TACKLES								INTERCEPTIONS				O. FUMB			ST				W/L	SCORE	
			TK	S	A	SK	YDS	TFL	YDS	QBH	NO	YDS	LG	TD	PD	FF	FR	YDS	TK	S	A			FF
01/08	at Packers	S	4	4	0	0.0	0.0	0	0	0	0	0	0	1	0	0	0	0	0	0	0	0	L	13-38
2016 TOTALS			1-1	4	4	0	0.0	0.0	0	0	0	0	0	1	0	0	0	0	0	0	0	0	0-1	



ALEX ARMAH
6'2" // 255
WEST GEORGIA
LAWRENCEVILLE, GA.

40
FB

EXPERIENCE (YEARS)		BIRTHDATE	ACQUIRED
NFL	PANTHERS	5.17.94	D6-17
4	4		

PRO CAREER

- Played in 16 games with one start for the Panthers in 2019, rushing six times for 11 yards and one touchdown...Secured two receptions for six yards.
- Started two games for the Panthers in 2018, making nine carries for 15 yards and two touchdowns...Scored first touchdown on first career rushing attempt vs Dallas (9/9/18).
- Saw action in nine games during his rookie season in 2017, primarily on special teams...Played on multiple special teams units and saw limited action as a fullback...Registered one special teams tackle.

TRANSACTIONS

Selected in the sixth round (192nd overall) of the NFL Draft by Carolina (4/29/17).

COLLEGE & PERSONAL

Played in 51 games with 41 starts at West Georgia...Lined up at linebacker, defensive end and tight end...Three-time All-Gulf South Coast Conference honoree...Became the first player in conference history to be named all-conference on offense and defense...Produced 188 tackles, 41.5 tackles for loss, 17.5 sacks, nine quarterback pressures, five forced fumbles, one fumble recovery, one interception and four passes defended...Recorded nine catches for 146 yards and two touchdowns...As a senior in 2016, earned First-team All-Gulf South Conference honors as a defensive end and second-team selection at tight end...Notched 25 tackles, 5.5 tackles for loss, 0.5 sacks, one fumble recovery and one pass defended...Registered eight receptions for 144 yards and one touchdown...As a junior in 2015, named First-team All-Gulf South Conference...Played in 14 games with 12 starts...Ranked second on the Wolves with nine sacks and 14.5 tackles for loss to go along with three quarterback pressures...Compiled 52 tackles and two forced fumbles...As a sophomore in 2014, earned Second-team All-Gulf South Conference honors...Moved to defensive end from linebacker...Attended Dacula (Ga.) HS...Played fullback and H-back on offense and linebacker on defense in high school...Majorred in management and marketing at West Georgia.

ALEX ARMAH'S NFL REGULAR SEASON RUSHING/RECEIVING STATISTICS

DATE	TEAM	GP	GS	RUSHING					RECEIVING				
				NO.	YDS.	AVG.	LG	TD	NO.	YDS	AVG	LG	TD
2017	Panthers	9	0	0	0	0.0	0	0	0	0	0.0	0	0
2018	Panthers	16	2	9	15	1.7	4	2	1	5	5.0	5	0
2019	Panthers	16	1	6	11	1.8	4	1	2	6	3.0	4	0
NFL TOTALS		41	3	15	26	1.7	4	3	3	11	3.7	5	0

ALEX ARMAH'S NFL POSTSEASON RUSHING/RECEIVING STATISTICS

DATE	TEAM	GP	GS	RUSHING					RECEIVING				
				NO.	YDS.	AVG.	LG	TD	NO.	YDS	AVG	LG	TD
2017	Panthers	1	0	0	0	0.0	0	0	0	0	0.0	0	0
NFL TOTALS		1	0	0	0	0.0	0	0	0	0	0.0	0	0

SINGLE-GAME HIGHS: RUSHING/RECEIVING

Rush Attempts	2 at Tampa Bay Buccaneers, Oct 13, 2019 ...1 more at 2.
Rushing Yards	4 at Tampa Bay Buccaneers, Oct 13, 2019 ...3 more at 4.
Longest Runs	4 at Arizona Cardinals, Sep 22, 2019 ...2 more at 4.
Rushing TDs	1 vs. Los Angeles Rams, Sep 08, 2019 ...2 more at 1.
Receptions	1 vs. Jacksonville Jaguars, Oct 06, 2019 ...2 more at 1.
Receiving Yards	5 at New Orleans Saints, Dec 30, 2018

Longest Receptions	5 at New Orleans Saints, Dec 30, 2018
All-purpose yards	6 at Arizona Cardinals, Sep 22, 2019 ...1 more at 6.
Special Teams Tackles	1 at Arizona Cardinals, Sep 22, 2019 ...4 more at 1.
Miscellaneous Tackles	1 vs. Los Angeles Rams, Sep 08, 2019
Most TDs	1 vs. Los Angeles Rams, Sep 08, 2019 ...2 more at 1.

2019 GAME-BY-GAME REGULAR SEASON STATISTICS (PANTHERS)


DATE	OPPONENT	P/S	RUSHING					RECEIVING					W/L	SCORE
			NO	YDS	AVG	LG	TD	NO	YDS	AVG	LG	TD		
09/08	Rams	P	1	1	1.0	1t	1	0	0	0.0	0	0	L	27-30
09/12	Buccaneers	P	0	0	0.0	0	0	0	0	0.0	0	0	L	14-20
09/22	at Cardinals	P	1	4	4.0	4	0	1	2	2.0	2	0	W	38-20
09/29	at Texans	P	0	0	0.0	0	0	0	0	0.0	0	0	W	16-10
10/06	Jaguars	P	0	0	0.0	0	0	1	4	4.0	4	0	W	34-27
10/13	at Buccaneers	P	2	4	2.0	3	0	0	0	0.0	0	0	W	37-26
10/27	at 49ers	P	0	0	0.0	0	0	0	0	0.0	0	0	L	13-51
11/03	Titans	P	0	0	0.0	0	0	0	0	0.0	0	0	W	30-20
11/10	at Packers	S	0	0	0.0	0	0	0	0	0.0	0	0	L	16-24
11/17	Falcons	P	0	0	0.0	0	0	0	0	0.0	0	0	L	3-29
11/24	at Saints	P	1	0	0.0	0	0	0	0	0.0	0	0	L	31-34
12/01	Washington	P	1	2	2.0	2	0	0	0	0.0	0	0	L	21-29
12/08	at Falcons	P	0	0	0.0	0	0	0	0	0.0	0	0	L	20-40
12/15	Seahawks	P	0	0	0.0	0	0	0	0	0.0	0	0	L	24-30
12/22	at Colts	P	0	0	0.0	0	0	0	0	0.0	0	0	L	6-38
12/29	Saints	P	0	0	0.0	0	0	0	0	0.0	0	0	L	10-42
2019 TOTALS		16-1	6	11	1.8	4	1	2	6	3.0	4	0	5-11	

2018 GAME-BY-GAME REGULAR SEASON STATISTICS (PANTHERS)

DATE	OPPONENT	P/S	RUSHING					RECEIVING					W/L	SCORE
			NO	YDS	AVG	LG	TD	NO	YDS	AVG	LG	TD		
09/09	Cowboys	P	1	1	1.0	1t	1	0	0	0.0	0	0	W	16-8
09/16	at Falcons	P	1	4	4.0	4	0	0	0	0.0	0	0	L	24-31
09/23	Bengals	P	1	1	1.0	1	0	0	0	0.0	0	0	W	31-21
10/07	Giants	S	1	4	4.0	4	0	0	0	0.0	0	0	W	33-31
10/14	at Washington	P	0	0	0.0	0	0	0	0	0.0	0	0	L	17-23
10/21	at Eagles	P	0	0	0.0	0	0	0	0	0.0	0	0	W	21-17
10/28	Ravens	P	0	0	0.0	0	0	0	0	0.0	0	0	W	36-21
11/04	Buccaneers	P	1	1	1.0	1t	1	0	0	0.0	0	0	W	42-28
11/08	at Steelers	P	2	3	1.5	3	0	0	0	0.0	0	0	L	21-52
11/18	at Lions	P	0	0	0.0	0	0	0	0	0.0	0	0	L	19-20
11/25	Seahawks	P	0	0	0.0	0	0	0	0	0.0	0	0	L	27-30
12/02	at Buccaneers	P	0	0	0.0	0	0	0	0	0.0	0	0	L	17-24
12/09	at Browns	P	1	0	0.0	0	0	0	0	0.0	0	0	L	20-26
12/17	Saints	P	0	0	0.0	0	0	0	0	0.0	0	0	L	9-12
12/23	Falcons	S	0	0	0.0	0	0	0	0	0.0	0	0	L	10-24
12/30	at Saints	P	1	1	1.0	1	0	1	5	5.0	5	0	W	33-14
2018 TOTALS		16-2	9	15	1.7	4	2	1	5	5.0	5	0	7-9	

2017 GAME-BY-GAME REGULAR SEASON STATISTICS (PANTHERS)

DATE	OPPONENT	P/S	RUSHING					RECEIVING					TD	W/L	SCORE
			NO	YDS	AVG	LG	TD	NO	YDS	AVG	LG	TD			
09/10	at 49ers		PRACTICE SQUAD											W	23-3
09/17	Bills		PRACTICE SQUAD											W	9-3
09/24	Saints	P	0	0	0.0	0	0	0	0	0.0	0	0	L	13-34	
10/01	at Patriots	P	0	0	0.0	0	0	0	0	0.0	0	0	W	33-30	
10/08	at Lions	P	0	0	0.0	0	0	0	0	0.0	0	0	W	27-24	
10/12	Eagles	P	0	0	0.0	0	0	0	0	0.0	0	0	L	23-28	
10/22	at Bears	P	0	0	0.0	0	0	0	0	0.0	0	0	L	3-17	
10/29	at Buccaneers		ON INACTIVE LIST											W	17-3
11/05	Falcons	P	0	0	0.0	0	0	0	0	0.0	0	0	W	20-17	
11/13	Dolphins	P	0	0	0.0	0	0	0	0	0.0	0	0	W	45-21	
11/26	at Jets		ON INACTIVE LIST											W	35-27
12/03	at Saints	P	0	0	0.0	0	0	0	0	0.0	0	0	L	21-31	
12/10	Vikings		ON INACTIVE LIST											W	31-24
12/17	Packers		ON INACTIVE LIST											W	31-24
12/24	Buccaneers		ON INACTIVE LIST											W	22-19
12/31	at Falcons	P	0	0	0.0	0	0	0	0	0.0	0	0	L	10-22	
2017 TOTALS		9-0	0	0	0.0	0	0	0	0	0.0	0	0	11-5		



REGGIE BONNAFON
6'0" // 215
LOUISVILLE
LOUISVILLE, KY.

39
RB

EXPERIENCE (YEARS)		BIRTHDATE	ACQUIRED
NFL	PANTHERS	1.4.96	FA-18
3	3		

PRO CAREER

- Played in 16 games on special teams and as a reserve running back for the Panthers in 2019...Totalled 116 rush yards on 16 carries and one touchdown to go with six receptions for 57 yards.
- Had a 59-yard rush for his first career touchdown against Jacksonville (10/6/19).
- Spent the 2018 season on Carolina's practice squad.

TRANSACTIONS

Signed as an undrafted rookie free agent by Carolina (5/10/18)...Waived by Carolina (9/1/18)...Signed to Carolina practice squad (9/2/18)...Signed one-year contract extension (2/4/20).

COLLEGE & PERSONAL

Played in 47 games with 24 starts at Louisville playing quarterback, wide receiver and running back...Completed 75-of-144 passes for 1,056 yards and seven touchdowns against five interceptions...Finished college career with 215 rushing attempts for 805 yards and 12 touchdowns...Recorded 44 receptions for 446 yards and 6 touchdowns...Made the switch to running back in 2017...Concluded the season with 459 yards rushing and seven scores...Caught 21 passes for 182 yards and one score...In 2016, lined up at wide receiver and in the backfield...Moved to the wide receiver position full-time this season...Caught 12 passes for 141 yards and four touchdowns...In 2015, played in 11 games, including two starts...Played quarterback, wide receiver, and running back...Recorded 472 total yards...Rushed 45 times for 175 yards...Caught ten passes for 105 yards...In 2014, started five games at quarterback...Fifth on the team in rushing with 164 yards and five touchdowns...Passed for 864 yards and five touchdowns...Went to Trinity HS in Louisville, Ky...Son of Rosalind Bonnafon...Communication major.

REGGIE BONNAFON'S NFL REGULAR SEASON RUSHING/RECEIVING STATISTICS

DATE	TEAM	RUSHING							RECEIVING				
		GP	GS	NO.	YDS.	AVG.	LG	TD	NO.	YDS	AVG	LG	TD
2018	Panthers	0	0	0	0	0.0	0	0	0	0	0.0	0	0
2019	Panthers	16	0	16	116	7.3	59t	1	6	57	9.5	32	0
NFL TOTALS		16	0	16	116	7.3	59t	1	6	57	9.5	32	0

REGGIE BONNAFON'S NFL REGULAR SEASON RETURN STATISTICS

KICKOFF RETURNS							PUNT RETURNS					
DATE	TEAM	RET.	YDS.	AVG.	LG	TD	NO.	FC	YDS	AVG	LG	TD
2018	Panthers	0	0	0.0	0	0	0	0	0	0.0	0	0
2019	Panthers	6	111	18.5	35	0	0	0	0	0.0	0	0
NFL TOTALS		6	111	18.5	35	0	0	0	0	0.0	0	0


SINGLE-GAME HIGHS: RUSHING/RECEIVING

Rush Attempts	5 vs. Jacksonville Jaguars, Oct 06, 2019
Rushing Yards	80 vs. Jacksonville Jaguars, Oct 06, 2019
Longest Runs	59t vs. Jacksonville Jaguars, Oct 06, 2019
Rushing TDs	1 vs. Jacksonville Jaguars, Oct 06, 2019
Receptions	2 vs. New Orleans Saints, Dec 29, 2019 ...1 more at 2.
Receiving Yards	39 vs. New Orleans Saints, Dec 29, 2019
Longest Receptions	32 vs. New Orleans Saints, Dec 29, 2019

All-purpose yards	102 at San Francisco 49ers, Oct 27, 2019
Kickoff Returns	5 at San Francisco 49ers, Oct 27, 2019
Kickoff Return Yards	95 at San Francisco 49ers, Oct 27, 2019
Longest Kickoff Return	35 at San Francisco 49ers, Oct 27, 2019
Special Teams Tackles	2 at San Francisco 49ers, Oct 27, 2019
Most TDs	1 vs. Jacksonville Jaguars, Oct 06, 2019

2019 GAME-BY-GAME REGULAR SEASON STATISTICS (PANTHERS)

DATE	OPPONENT	P/S	RUSHING					RECEIVING					W/L	SCORE
			NO	YDS	AVG	LG	TD	NO	YDS	AVG	LG	TD		
09/08	Rams	P	0	0	0.0	0	0	0	0	0.0	0	0	L	27-30
09/12	Buccaneers	P	0	0	0.0	0	0	0	0	0.0	0	0	L	14-20
09/22	at Cardinals	P	2	5	2.5	4	0	0	0	0.0	0	0	W	38-20
09/29	at Texans	P	0	0	0.0	0	0	0	0	0.0	0	0	W	16-10
10/06	Jaguars	P	5	80	16.0	59t	1	0	0	0.0	0	0	W	34-27
10/13	at Buccaneers	P	0	0	0.0	0	0	0	0	0.0	0	0	W	37-26
10/27	at 49ers	P	1	4	4.0	4	0	1	3	3.0	3	0	L	13-51
11/03	Titans	P	3	6	2.0	4	0	1	7	7.0	7	0	W	30-20
11/10	at Packers	P	0	0	0.0	0	0	0	0	0.0	0	0	L	16-24
11/17	Falcons	P	0	0	0.0	0	0	2	8	4.0	6	0	L	3-29
11/24	at Saints	P	0	0	0.0	0	0	0	0	0.0	0	0	L	31-34
12/01	Washington	P	0	0	0.0	0	0	0	0	0.0	0	0	L	21-29
12/08	at Falcons	P	1	6	6.0	6	0	0	0	0.0	0	0	L	20-40
12/15	Seahawks	P	0	0	0.0	0	0	0	0	0.0	0	0	L	24-30
12/22	at Colts	P	2	12	6.0	7	0	0	0	0.0	0	0	L	6-38
12/29	Saints	P	2	3	1.5	2	0	2	39	19.5	32	0	L	10-42
2019 TOTALS		16-0	16	116	7.3	59t	1	6	57	9.5	32	0	5-11	



TRE BOSTON
 6'1" // 205
 NORTH CAROLINA
 NORTH FORT MYERS, FLA.

33
S

EXPERIENCE (YEARS)

NFL

PANTHERS

7
5

BIRTHDATE

6.25.92

ACQUIRED

UFA-19 ARZ

NFL RANKINGS

- Tied for second among NFL safeties with 11 interceptions over the last three seasons.

PRO CAREER

- Started all 16 games for Carolina in 2019 in his return to the team...Posted 68 tackles and tied for the team lead with three interceptions and had 11 pass deflections.
- Played in 14 games, starting 13, with Arizona in 2018...Notched three interceptions and team-high nine pass deflections to go with one forced fumble...Finished with 78 tackles.
- Played in 16 games with 15 starts in 2017 with the Chargers...Posted career-high five interceptions, tying for third among NFL safeties, and tallied career-best 79 tackles alongside eight pass deflections.
- Played in 42 games with 16 starts for the Panthers between 2014-16...Had three total interceptions, including two in 2016...Returned one interception for a touchdown...Tallied 96 total tackles in three seasons with the Panthers.

TRANSACTIONS

Drafted by Carolina in the fourth round (128th overall) of the 2014 NFL Draft...Waived by Carolina (5/2/17)...Signed with Los Angeles Chargers (5/15/17)...Signed with Arizona (7/25/18)...Signed with Carolina (7/31/19)...Signed as an unrestricted free agent with Carolina (3/19/20).

COLLEGE & PERSONAL

Played four seasons at North Carolina, totaling 282 tackles and 13 interceptions...In senior season, earned All-ACC second team honors after leading the Tar Heels with 85 tackles and four interceptions...Went to North Fort Myers High School in North Fort Myers, Fla.

REGULAR SEASON COMPARISON: DEFENSIVE - LAS VEGAS RAIDERS

DATE	OPP	W/L	GP/GS	TOT	SOLO	ASST	SACK	YDS	INT	TACKLES				MISC		
										TFL	PD	QBH	TD	FF	FR	
11/27/16	CAR @ OAK	L	S	7	5	2	0.0	0	0	0	0	1	0	0	0	0
10/15/17	LAC @ OAK	W	S	7	5	2	0.0	0	0	0	0	0	0	0	0	0
12/31/17	LAC vs. OAK	W	S	7	4	3	0.0	0	1	0	1	0	0	0	0	0
11/18/18	ARZ vs. OAK	L	S	7	5	2	0.0	0	0	0	0	1	0	0	0	0
TOTALS			2/2	4/4	28	19	9	0.0	0	1	0	1	2	0	0	0

TRE BOSTON'S NFL REGULAR SEASON DEFENSIVE STATISTICS

DATE	TEAM	GP	GS	TK	TACKLES							INTERCEPTIONS					O. FUMB			ST				
					S	A	TFL	YDS	SK	YDS	QBH	NO	YDS	LG	TD	PD	FF	FR	YDS	TK	S	A	FF	FR
2014	Panthers	11	5	23	15	8	0	0	0.0	0.0	0	1	84	84t	1	3	0	0	0	3	3	0	0	0
2015	Panthers	16	1	21	15	6	1	2	0.0	0.0	0	0	0	0	0	0	0	0	0	8	6	2	0	0
2016	Panthers	15	10	52	38	14	5	25	2.0	19.0	4	2	29	22	0	7	0	0	0	1	0	1	0	0
2017	Chargers	16	15	79	56	23	1	1	0.0	0.0	0	5	49	25	0	8	0	0	0	0	0	0	0	0
2018	Cardinals	14	13	78	65	13	1	1	0.0	0.0	3	3	9	9	0	9	1	1	0	1	1	0	0	0
2018	Chargers	0	0	0	0	0	0	0	0.0	0.0	0	0	0	0	0	0	0	0	0	0	0	0	0	0
2018	TOTAL	14	13	78	65	13	1	1	0.0	0.0	3	3	9	9	0	9	1	1	0	1	1	0	0	0
2019	Panthers	16	16	68	53	15	1	4	0.0	0.0	1	3	20	20	0	11	0	0	0	0	0	0	0	0
NFL TOTALS		88	60	321	242	79	9	33	2.0	19.0	8	14	191	84t	1	38	1	1	0	13	10	3	0	0

TRE BOSTON'S NFL POSTSEASON DEFENSIVE STATISTICS

DATE	TEAM	GP	TACKLES										INTERCEPTIONS					O. FUMB			ST			
			GS	TK	S	A	TFL	YDS	SK	YDS	QBH	NO	YDS	LG	TD	PD	FF	FR	YDS	TK	S	A	FF	FR
2014	Panthers	2	2	5	4	1	0	0	0.0	0.0	0	1	11	11	0	1	0	0	0	0	0	0	0	0
2015	Panthers	3	0	3	2	1	1	8	1.0	8.0	1	1	5	5	0	1	0	1	0	1	1	0	0	0
NFL TOTALS		5	2	8	6	2	1	8	1.0	8.0	1	2	16	11	0	2	0	1	0	1	1	0	0	0

SINGLE-GAME HIGHS: DEFENSIVE

Total Tackles 11 vs. Seattle Seahawks, Sep 30, 2018
Sacks 1.0 vs. Tampa Bay Buccaneers, Oct 10, 2016
...1 more at 1.0.
Passes Defensed 3 vs. New Orleans Saints, Dec 29, 2019
...2 more at 3.
Forced Fumbles 1 vs. Washington Redskins, Sep 09, 2018
Fumble Recoveries 1 vs. Washington Redskins, Sep 09, 2018

SINGLE-GAME HIGHS - POSTSEASON: DEFENSIVE

Total Tackles 3 at Seattle Seahawks, Jan 10, 2015
2 vs. Arizona Cardinals, Jan 03, 2015
1 at Denver Broncos, Feb 07, 2016
1 vs. Arizona Cardinals, Jan 24, 2016
1 vs. Seattle Seahawks, Jan 17, 2016
Sacks 1.0 vs. Seattle Seahawks, Jan 17, 2016
Passes Defensed 1 vs. Arizona Cardinals, Jan 24, 2016
Fumble Recoveries 1 vs. Arizona Cardinals, Jan 24, 2016

Tackles For Loss 1 vs. Atlanta Falcons, Nov 17, 2019
...8 more at 1.
Interceptions 2 at Jacksonville Jaguars, Nov 12, 2017
Interception Return Yards 84 at Atlanta Falcons, Dec 28, 2014
Special Teams Tackles 2 at Seattle Seahawks, Oct 18, 2015

Tackles For Loss 1 vs. Seattle Seahawks, Jan 17, 2016
Interceptions 1 vs. Arizona Cardinals, Jan 24, 2016
1 vs. Arizona Cardinals, Jan 03, 2015
Interception Return Yards 11 vs. Arizona Cardinals, Jan 03, 2015
5 vs. Arizona Cardinals, Jan 24, 2016
Special Teams Tackles 1 vs. Seattle Seahawks, Jan 17, 2016

2019 GAME-BY-GAME REGULAR SEASON STATISTICS (PANTHERS)

DATE	OPPONENT	P/S	TACKLES							INTERCEPTIONS					O. FUMB			ST				W/L	SCORE	
			TK	S	A	SK	YDS	TFL	YDS	QBH	NO	YDS	LG	TD	PD	FF	FR	YDS	TK	S	A			FF
09/08	Rams	S	9	7	2	0.0	0.0	0	0	0	0	0	0	0	0	0	0	0	0	0	0	0	L	27-30
09/12	Buccaneers	S	4	1	3	0.0	0.0	0	0	0	0	0	0	0	0	0	0	0	0	0	0	0	L	14-20
09/22	at Cardinals	S	5	4	1	0.0	0.0	0	0	0	0	0	0	1	0	0	0	0	0	0	0	0	W	38-20
09/29	at Texans	S	1	1	0	0.0	0.0	0	0	0	0	0	0	0	0	0	0	0	0	0	0	0	W	16-10
10/06	Jaguars	S	3	2	1	0.0	0.0	0	0	0	0	0	0	1	0	0	0	0	0	0	0	0	W	34-27
10/13	at Buccaneers	S	1	1	0	0.0	0.0	0	0	0	0	0	0	0	0	0	0	0	0	0	0	0	W	37-26
10/27	at 49ers	S	7	7	0	0.0	0.0	0	0	0	0	0	0	0	0	0	0	0	0	0	0	0	L	13-51
11/03	Titans	S	3	2	1	0.0	0.0	0	0	0	1	20	20	0	2	0	0	0	0	0	0	0	W	30-20
11/10	at Packers	S	3	3	0	0.0	0.0	0	0	0	0	0	0	1	0	0	0	0	0	0	0	0	L	16-24
11/17	Falcons	S	8	7	1	0.0	0.0	1	4	0	0	0	0	1	0	0	0	0	0	0	0	0	L	3-29
11/24	at Saints	S	5	3	2	0.0	0.0	0	0	0	1	0	0	0	1	0	0	0	0	0	0	0	L	31-34
12/01	Washington	S	8	5	3	0.0	0.0	0	0	0	0	0	0	0	0	0	0	0	0	0	0	0	L	21-29
12/08	at Falcons	S	0	0	0	0.0	0.0	0	0	1	0	0	0	0	0	0	0	0	0	0	0	0	L	20-40
12/15	Seahawks	S	2	2	0	0.0	0.0	0	0	0	1	0	0	0	1	0	0	0	0	0	0	0	L	24-30
12/22	at Colts	S	4	4	0	0.0	0.0	0	0	0	0	0	0	0	0	0	0	0	0	0	0	0	L	6-38
12/29	Saints	S	5	4	1	0.0	0.0	0	0	0	0	0	0	0	3	0	0	0	0	0	0	0	L	10-42
2019 TOTALS		16-16	68	53	15	0.0	0.0	1	4	1	3	20	20	0	11	0	0	0	0	0	0	0	5-11	

2018 GAME-BY-GAME REGULAR SEASON STATISTICS (CARDINALS)

DATE	OPPONENT	P/S	TACKLES							INTERCEPTIONS					O. FUMB			ST				W/L	SCORE	
			TK	S	A	SK	YDS	TFL	YDS	QBH	NO	YDS	LG	TD	PD	FF	FR	YDS	TK	S	A			FF
09/09	Washington	S	6	5	1	0.0	0.0	0	0	1	0	0	0	0	1	1	1	0	0	0	0	0	L	6-24
09/16	at Rams	S	6	4	2	0.0	0.0	0	0	0	0	0	0	0	0	0	0	0	0	0	0	0	L	0-34
09/23	Bears	S	7	5	2	0.0	0.0	0	0	0	1	0	0	0	2	0	0	0	0	0	0	0	L	14-16
09/30	Seahawks	S	11	11	0	0.0	0.0	0	0	0	0	0	0	0	0	0	0	0	0	0	0	0	L	17-20
10/07	at 49ers	S	6	6	0	0.0	0.0	0	0	1	1	9	9	0	3	0	0	0	0	0	0	0	W	28-18
10/14	at Vikings	S	4	2	2	0.0	0.0	0	0	0	1	0	0	0	1	0	0	0	0	0	0	0	L	17-27
10/18	Broncos		ON INACTIVE LIST																				L	10-45
10/28	49ers		ON INACTIVE LIST																				W	18-15
11/11	at Chiefs	S	4	3	1	0.0	0.0	0	0	0	0	0	0	0	0	0	0	0	0	0	0	0	L	14-26
11/18	Raiders	S	7	5	2	0.0	0.0	0	0	1	0	0	0	0	0	0	0	0	0	0	0	0	L	21-23
11/25	at Chargers	S	4	4	0	0.0	0.0	0	0	0	0	0	0	0	0	0	0	0	0	0	0	0	L	10-45
12/02	at Packers	S	3	3	0	0.0	0.0	0	0	0	0	0	0	0	0	0	0	1	1	0	0	0	W	20-17
12/09	Lions	S	3	2	1	0.0	0.0	0	0	0	0	0	0	0	0	0	0	0	0	0	0	0	L	3-17
12/16	at Falcons	S	7	5	2	0.0	0.0	1	1	0	0	0	0	0	2	0	0	0	0	0	0	0	L	14-40
12/23	Rams	S	8	8	0	0.0	0.0	0	0	0	0	0	0	0	0	0	0	0	0	0	0	0	L	9-31
12/30	at Seahawks	P	2	2	0	0.0	0.0	0	0	0	0	0	0	0	0	0	0	0	0	0	0	0	L	24-27
2018 TOTALS		14-13	78	65	13	0.0	0.0	1	1	3	3	9	9	0	9	1	1	0	1	1	0	0	3-13	

2017 GAME-BY-GAME REGULAR SEASON STATISTICS (CHARGERS)

DATE	OPPONENT	P/S	TACKLES							INTERCEPTIONS					O. FUMB			ST				W/L	SCORE	
			TK	S	A	SK	YDS	TFL	YDS	QBH	NO	YDS	LG	TD	PD	FF	FR	YDS	TK	S	A			FF
09/11	at Broncos	S	3	3	0	0.0	0.0	0	0	0	0	0	0	0	1	0	0	0	0	0	0	0	L	21-24
09/17	Dolphins	S	9	6	3	0.0	0.0	0	0	0	0	0	0	0	0	0	0	0	0	0	0	0	L	17-19
09/24	Chiefs	S	2	2	0	0.0	0.0	0	0	0	0	0	0	0	0	0	0	0	0	0	0	0	L	10-24
10/01	Eagles	S	7	3	4	0.0	0.0	0	0	0	0	0	0	0	0	0	0	0	0	0	0	0	L	24-26
10/08	at Giants	S	5	4	1	0.0	0.0	0	0	0	1	15	15	0	1	0	0	0	0	0	0	0	W	27-22
10/15	at Raiders	S	7	5	2	0.0	0.0	0	0	0	0	0	0	0	0	0	0	0	0	0	0	0	W	17-16
10/22	Broncos	S	3	1	2	0.0	0.0	0	0	0	0	0	0	0	0	0	0	0	0	0	0	0	W	21-0
10/29	at Patriots	S	6	5	1	0.0	0.0	0	0	0	0	0	0	0	1	0	0	0	0	0	0	0	L	13-21
11/12	at Jaguars	S	6	4	2	0.0	0.0	1	1	0	2	0	0	0	3	0	0	0	0	0	0	0	L	17-20+
11/19	Bills	P	4	4	0	0.0	0.0	0	0	0	1	9	9	0	1	0	0	0	0	0	0	0	W	54-24
11/23	at Cowboys	S	4	2	2	0.0	0.0	0	0	0	0	0	0	0	0	0	0	0	0	0	0	0	W	28-6
12/03	Browns	S	4	4	0	0.0	0.0	0	0	0	0	0	0	0	0	0	0	0	0	0	0	0	W	19-10
12/10	Washington	S	3	3	0	0.0	0.0	0	0	0	0	0	0	0	0	0	0	0	0	0	0	0	W	30-13
12/16	at Chiefs	S	5	2	3	0.0	0.0	0	0	0	0	0	0	0	0	0	0	0	0	0	0	0	L	13-30
12/24	at Jets	S	4	4	0	0.0	0.0	0	0	0	0	0	0	0	0	0	0	0	0	0	0	0	W	14-7
12/31	Raiders	S	7	4	3	0.0	0.0	0	0	0	1	25	25	0	1	0	0	0	0	0	0	0	W	30-10
2017 TOTALS		16-15	79	56	23	0.0	0.0	1	1	0	5	49	25	0	8	0	0	0	0	0	0	0	9-7	

+ - Overtime

2016 GAME-BY-GAME REGULAR SEASON STATISTICS (PANTHERS)

DATE	OPPONENT	P/S	TACKLES								INTERCEPTIONS				O. FUMB			ST				W/L	SCORE	
			TK	S	A	SK	YDS	TFL	YDS	QBH	NO	YDS	LG	TD	PD	FF	FR	YDS	TK	S	A			FF
09/08	at Broncos	S	4	4	0	1.0	10.0	1	10	1	0	0	0	0	1	0	0	0	0	0	0	0	L	20-21
09/18	49ers	S	4	4	0	0.0	0.0	1	3	1	0	0	0	0	0	0	0	0	0	0	0	0	W	46-27
09/25	Vikings	S	1	1	0	0.0	0.0	0	0	0	0	0	0	0	0	0	0	1	0	1	0	0	L	10-22
10/02	at Falcons	P	3	3	0	0.0	0.0	1	1	0	0	0	0	0	0	0	0	0	0	0	0	0	L	33-48
10/10	Buccaneers	P	2	1	1	1.0	9.0	1	9	1	0	0	0	0	0	0	0	0	0	0	0	0	L	14-17
10/16	at Saints	S	2	2	0	0.0	0.0	0	0	0	0	0	0	0	0	0	0	0	0	0	0	0	L	38-41
10/30	Cardinals	S	3	0	3	0.0	0.0	0	0	0	0	0	0	0	0	0	0	0	0	0	0	0	W	30-20
11/06	at Rams	P	2	2	0	0.0	0.0	0	0	0	0	0	0	0	1	0	0	0	0	0	0	0	W	13-10
11/13	Chiefs	P	4	3	1	0.0	0.0	0	0	0	1	22	22	0	1	0	0	0	0	0	0	0	L	17-20
11/17	Saints	P	4	3	1	0.0	0.0	0	0	0	0	0	0	0	1	0	0	0	0	0	0	0	W	23-20
11/27	at Raiders	S	7	5	2	0.0	0.0	0	0	1	0	0	0	0	0	0	0	0	0	0	0	0	L	32-35
12/04	at Seahawks	S	4	0	4	0.0	0.0	0	0	0	1	7	7	0	2	0	0	0	0	0	0	0	L	7-40
12/11	Chargers	S	2	2	0	0.0	0.0	1	2	0	0	0	0	0	0	0	0	0	0	0	0	0	W	28-16
12/19	at Washington	S	5	3	2	0.0	0.0	0	0	0	0	0	0	0	0	0	0	0	0	0	0	0	W	26-15
12/24	Falcons	S	5	5	0	0.0	0.0	0	0	0	0	0	0	0	1	0	0	0	0	0	0	0	L	16-33
2016 TOTALS		15-10	52	38	14	2.0	19.0	5	25	4	2	29	22	0	7	0	0	0	1	0	1	0	6-9	

2015 GAME-BY-GAME REGULAR SEASON STATISTICS (PANTHERS)

DATE	OPPONENT	P/S	TACKLES								INTERCEPTIONS				O. FUMB			ST				W/L	SCORE	
			TK	S	A	SK	YDS	TFL	YDS	QBH	NO	YDS	LG	TD	PD	FF	FR	YDS	TK	S	A			FF
09/13	at Jaguars	P	0	0	0	0.0	0.0	0	0	0	0	0	0	0	0	0	0	1	1	0	0	0	W	20-9
09/20	Texans	P	0	0	0	0.0	0.0	0	0	0	0	0	0	0	0	0	0	0	0	0	0	0	W	24-17
09/27	Saints	P	3	2	1	0.0	0.0	0	0	0	0	0	0	0	0	0	0	0	0	0	0	0	W	27-22
10/04	at Buccaneers	P	5	4	1	0.0	0.0	0	0	0	0	0	0	0	0	0	0	1	1	0	0	0	W	37-23
10/18	at Seahawks	P	1	1	0	0.0	0.0	0	0	0	0	0	0	0	0	0	0	2	1	1	0	0	W	27-23
10/25	Eagles	P	1	1	0	0.0	0.0	0	0	0	0	0	0	0	0	0	0	0	0	0	0	0	W	27-16
11/02	Colts	P	1	1	0	0.0	0.0	0	0	0	0	0	0	0	0	0	0	1	1	0	0	0	W	29-26+
11/08	Packers	P	0	0	0	0.0	0.0	0	0	0	0	0	0	0	0	0	0	0	0	0	0	0	W	37-29
11/15	at Titans	P	2	2	0	0.0	0.0	0	0	0	0	0	0	0	0	0	0	1	1	0	0	0	W	27-10
11/22	Washington	P	0	0	0	0.0	0.0	0	0	0	0	0	0	0	0	0	0	0	0	0	0	0	W	44-16
11/26	at Cowboys	P	1	1	0	0.0	0.0	0	0	0	0	0	0	0	0	0	0	0	0	0	0	0	W	33-14
12/06	at Saints	P	0	0	0	0.0	0.0	0	0	0	0	0	0	0	0	0	0	0	0	0	0	0	W	41-38
12/13	Falcons	P	2	1	1	0.0	0.0	0	0	0	0	0	0	0	0	0	0	0	0	0	0	0	W	38-0
12/20	at Giants	P	0	0	0	0.0	0.0	0	0	0	0	0	0	0	0	0	0	1	1	0	0	0	W	38-35
12/27	at Falcons	P	0	0	0	0.0	0.0	0	0	0	0	0	0	0	0	0	0	1	0	1	0	0	L	13-20
01/03	Buccaneers	S	5	2	3	0.0	0.0	1	2	0	0	0	0	0	0	0	0	0	0	0	0	0	W	38-10
2015 TOTALS		16-1	21	15	6	0.0	0.0	1	2	0	0	0	0	0	0	0	0	8	6	2	0	0	15-1	

+ - Overtime

2014 GAME-BY-GAME REGULAR SEASON STATISTICS (PANTHERS)

DATE	OPPONENT	P/S	TACKLES								INTERCEPTIONS				O. FUMB			ST				W/L/T	SCORE	
			TK	S	A	SK	YDS	TFL	YDS	QBH	NO	YDS	LG	TD	PD	FF	FR	YDS	TK	S	A			FF
09/07	at Buccaneers		ON INACTIVE LIST																			W	20-14	
09/14	Lions		ON INACTIVE LIST																			W	24-7	
09/21	Steelers		ON INACTIVE LIST																			L	19-37	
09/28	at Ravens		ON INACTIVE LIST																			L	10-38	
10/05	Bears		ON INACTIVE LIST																			W	31-24	
10/12	at Bengals	P	0	0	0	0.0	0.0	0	0	0	0	0	0	0	0	0	0	0	0	0	0	0	T	37-37+
10/19	at Packers	P	0	0	0	0.0	0.0	0	0	0	0	0	0	0	0	0	0	0	1	1	0	0	L	17-38
10/26	Seahawks	P	3	1	2	0.0	0.0	0	0	0	0	0	0	0	0	0	0	0	1	1	0	0	L	9-13
10/30	Saints	S	7	4	3	0.0	0.0	0	0	0	0	0	0	0	0	0	0	0	0	0	0	0	L	10-28
11/10	at Eagles	P	0	0	0	0.0	0.0	0	0	0	0	0	0	0	0	0	0	0	0	0	0	0	L	21-45
11/16	Falcons	P	0	0	0	0.0	0.0	0	0	0	0	0	0	0	0	0	0	0	0	0	0	0	L	17-19
11/30	at Vikings	P	2	2	0	0.0	0.0	0	0	0	0	0	0	0	0	0	0	0	0	0	0	0	L	13-31
12/07	at Saints	S	3	1	2	0.0	0.0	0	0	0	0	0	0	0	2	0	0	0	0	0	0	0	W	41-10
12/14	Buccaneers	S	6	6	0	0.0	0.0	0	0	0	0	0	0	0	0	0	0	0	0	0	0	0	W	19-17
12/21	Browns	S	1	0	1	0.0	0.0	0	0	0	0	0	0	0	0	0	0	0	0	0	0	0	W	17-13
12/28	at Falcons	S	1	1	0	0.0	0.0	0	0	0	1	84	84	1	1	0	0	0	1	1	0	0	W	34-3
2014 TOTALS		11-5	23	15	8	0.0	0.0	0	0	0	1	84	84	1	3	0	0	0	3	3	0	0	7-8-1	

+ - Overtime

2015 GAME-BY-GAME POSTSEASON STATISTICS (PANTHERS)

DATE	OPPONENT	P/S	TACKLES								INTERCEPTIONS				O. FUMB			ST				W/L	SCORE	
			TK	S	A	SK	YDS	TFL	YDS	QBH	NO	YDS	LG	TD	PD	FF	FR	YDS	TK	S	A			FF
01/17	Seahawks	P	1	1	0	1.0	8.0	1	8	1	0	0	0	0	0	1	0	0	0	0	0	0	W	31-24
01/24	Cardinals	P	1	0	1	0.0	0.0	0	0	0	1	5	5	0	1	0	1	0	0	0	0	0	W	49-15
02/07	at Broncos	P	1	1	0	0.0	0.0	0	0	0	0	0	0	0	0	0	0	0	0	0	0	L	10-24	
2015 TOTALS		3-0	3	2	1	1.0	8.0	1	8	1	1	5	5	0	1	0	1	0	1	1	0	0	2-1	

2014 GAME-BY-GAME POSTSEASON STATISTICS (PANTHERS)

			TACKLES								INTERCEPTIONS					O. FUMB			ST						
DATE	OPPONENT	P/S	TK	S	A	SK	YDS	TFL	YDS	QBH	NO	YDS	LG	TD	PD	FF	FR	YDS	TK	S	A	FF	FR	W/L	SCORE
01/03	Cardinals	S	2	1	1	0.0	0.0	0	0	0	1	11	11	0	1	0	0	0	0	0	0	0	0	W	27-16
01/10	at Seahawks	S	3	3	0	0.0	0.0	0	0	0	0	0	0	0	0	0	0	0	0	0	0	0	0	L	17-31
2014 TOTALS		2-2	5	4	1	0.0	0.0	0	0	0	1	11	11	0	1	0	0	0	0	0	0	0	0	1-1	



TEDDY BRIDGEWATER
6'2" // 215
LOUISVILLE
MIAMI, FLA.

5
QB

EXPERIENCE (YEARS)

NFL **PANTHERS**

7 **1**

BIRTHDATE
11.10.92

ACQUIRED
UFA-20 NO

PRO CAREER

- Appeared in nine games for the Saints in 2019, starting five while filling in for an injured Drew Brees...Led New Orleans to victory in all five starts...Recorded a career-high completion percentage (67.9 percent) and QBR (99.1) while throwing nine touchdowns compared to just two interceptions...Tied a career-high with four touchdown passes in a Week 5 victory over the Buccaneers.
- Saw action in five games with New Orleans in 2018, including one start...Completed 14-of-23 passes (60.9 percent) for 118 yards with one touchdown and one interception...Acquired by the Saints prior to the start of the regular season after spending the preseason with the New York Jets.
- Appeared in just one game for the Vikings during the 2017 season, making a symbolic return to action after suffering a serious knee injury prior to the start of the 2016 season...Returned to the field on Dec. 15 vs. Cincinnati, throwing two passes over the final three drives during his final season with Vikings...Spent first ten weeks on the Reserve/PUP list and didn't play in six of final seven weeks.
- Did not see action in 2016 due to a knee injury suffered in practice leading into preseason finale...Received the Ed Block Courage Award in a vote by teammates after missing the entire season.
- Started all 16 games for the Vikings en route to an 11-5 record and an NFC North title in 2015...Increased his completion percentage (65.3%), passing yards (3,231) and rating (88.7) from rookie season, while decreasing his interceptions (12 to nine) despite starting four more games...Earned his first career Pro Bowl selection...Added 192 yards and three scores on the ground.
- Saw action in 13 games, starting 12, as a rookie with the Vikings in 2014...Completed 259-of-402 passes for 2,919 yards, 14 touchdowns, 12 interceptions and an 85.2 passer rating...Added 209 yards and one rushing TD...Earned Pepsi NFL Rookie of the Year and named PFWA All-Rookie...Four of his six wins as a starter were fourth-quarter comebacks...Led qualified rookies in completion percentage and rating, completing 72.1 percent of his passes for a 103.0 rating the final five weeks.

TRANSACTIONS

Selected in the first round (32nd overall) of the NFL Draft by the Vikings (5/8/14)...Signed four-year contract with Vikings (5/20/14)...Placed on Injured Reserve by Vikings (9/1/16)...Activated from Reserve/PUP by Vikings (11/8/17)...Signed as an unrestricted free agent by the Jets (3/18/18)...Acquired by Saints from Jets (8/29/18)...Signed with the Panthers as an unrestricted free agent (3/18/20).

COLLEGE & PERSONAL

Won back-to-back Big East Conference titles (2011-2012) and led Louisville to three bowl appearances, winning two -- the 2012 Allstate Sugar Bowl over fourth-ranked Florida and the 2013 Russell Athletic Bowl over Miami...In his final two seasons, guided the Cardinals to a 23-3 record...Played in 39 career games and completed 781-of-1142 passes (school-record 68.4 percent) for 9,817 yards with 72 touchdowns and only 24 interceptions...Also rushed for six touchdowns...In last season (2013), was named second-team All-AAC...2012 Big East Offensive Player of the Year as team won second straight Big East title...Named Most Valuable Player of the 2013 Sugar Bowl win over the University of Florida...Earned bachelor's degree sports administration in Dec. 2013.

Three-year starter for Northwestern (Miami, Fla.) HS...The second-ranked dual-threat QB in the country by Rivals.com as a senior...Selected to the US Army All-American Bowl...Guided team to Class 6A state semi as a senior...Set the Dade County single-game record with seven touchdown passes vs. Hialeah-Miami Lakes High School...Mother, Rose Murphy, is a breast cancer survivor...Served as Grand Marshall of the 2015 Kentucky Derby and gave "Riders Up" command at the start of race...Honored as a Louisville Distinguished Alumni in 2015...Enjoys photography as a hobby...Inspired the children's book, "Little Bear Teddy: Big Dream Come True," written by his girlfriend, Erika Cardona.

TEDDY BRIDGEWATER'S NFL REGULAR SEASON PASSING/RUSHING STATISTICS

DATE	TEAM	GP	GS	PASSING												RUSHING				
				ATT.	CMP.	PCT.	YDS	AVG.	TD	INT.	LG	SK	LST	RATE		NO.	YDS.	AVG.	LG	TD
2014	Vikings	13	12	402	259	64.4	2,919	7.3	14	12	87†	39	249	85.2		47	209	4.4	16	1
2015	Vikings	16	16	447	292	65.3	3,231	7.2	14	9	52	44	307	88.7		44	192	4.4	19	3
2016	Vikings	0	0	0	0	0.0	0	0.0	0	0	0	0	0	0.0		0	0	0.0	0	0
2017	Vikings	1	0	2	0	0.0	0	0.0	0	1	0	0	0	0.0		3	-3	-1.0	0	0
2018	Saints	5	1	23	14	60.9	118	5.1	1	1	18	2	8	70.6		11	5	0.5	9	0
2019	Saints	9	5	196	133	67.9	1,384	7.1	9	2	45	12	89	99.1		28	31	1.1	11	0
TOTALS		44	34	1,070	698	65.2	7,652	7.2	38	25	87†	97	653	88.3		133	434	3.3	19	4

TEDDY BRIDGEWATER'S NFL POSTSEASON PASSING/RUSHING STATISTICS

DATE	TEAM	GP	GS	ATT.	CMP.	PCT.	YDS	PASSING							RUSHING					
								AVG.	TD	INT.	LG	SK	LST	RATE	NO.	YDS.	AVG.	LG	TD	
2015	Vikings	1	1	24	17	70.8	146	6.1	0	0	24	3	21	86.5	3	0	0.0	2	0	
2017	Vikings	0	0	0	0	0.0	0	0.0	0	0	0	0	0	0.0	0	0	0.0	0	0	
2018	Saints	0	0	0	0	0.0	0	0.0	0	0	0	0	0	0.0	0	0	0.0	0	0	
2019	Saints	0	0	0	0	0.0	0	0.0	0	0	0	0	0	0.0	0	0	0.0	0	0	
TOTALS		1	1	24	17	70.8	146	6.1	0	0	24	3	21	86.5	3	0	0.0	2	0	

SINGLE-GAME HIGHS: QUARTERBACK

Pass Attempts 42 vs. Washington Redskins, Nov 02, 2014
...1 more at 42.

Pass Completions 31 at Detroit Lions, Dec 14, 2014

Yards Passing 335 at Arizona Cardinals, Dec 10, 2015

TD Passes 4 vs. Tampa Bay Buccaneers, Oct 06, 2019
...1 more at 4.

Long Passes 871 vs. New York Jets, Dec 07, 2014

Completion Percentage 85.0 vs. Chicago Bears, Dec 20, 2015

Passer Rating 154.4 vs. Chicago Bears, Dec 20, 2015

Rush Attempts 6 vs. Detroit Lions, Sep 20, 2015
...2 more at 6.

Rushing Yards 43 vs. Green Bay Packers, Nov 22, 2015

Longest Runs 19 at Chicago Bears, Nov 01, 2015

Rushing TDs 1 vs. Chicago Bears, Dec 20, 2015
...3 more at 1.

SINGLE-GAME HIGHS - POSTSEASON: QUARTERBACK

Pass Attempts 24 vs. Seattle Seahawks, Jan 10, 2016

Pass Completions 17 vs. Seattle Seahawks, Jan 10, 2016

Yards Passing 146 vs. Seattle Seahawks, Jan 10, 2016

Long Passes 24 vs. Seattle Seahawks, Jan 10, 2016
18 vs. Seattle Seahawks, Jan 10, 2016
13 vs. Seattle Seahawks, Jan 10, 2016
12 vs. Seattle Seahawks, Jan 10, 2016
11 vs. Seattle Seahawks, Jan 10, 2016

Completion Percentage 70.8 vs. Seattle Seahawks, Jan 10, 2016

Passer Rating 86.5 vs. Seattle Seahawks, Jan 10, 2016

Rush Attempts 3 vs. Seattle Seahawks, Jan 10, 2016

Longest Runs 2 vs. Seattle Seahawks, Jan 10, 2016

300-YARD PASSING GAMES (6): REGULAR SEASON

DATE	TEAM	NO.	YDS.	AVG.	LG	TD
09/28/14	FALCONS	19	317	16.7	52	0
12/07/14	JETS	19	309	16.3	87t	2
12/14/14	at Lions	31	315	10.2	40	1
10/25/15	at Lions	25	316	12.6	49	2
12/10/15	at Cardinals	25	335	13.4	41	1
10/06/19	BUCCANEERS	26	314	12.1	42	4

2019 GAME-BY-GAME REGULAR SEASON STATISTICS (SAINTS)

PASSING														RUSHING					SCORE	
DATE	OPPONENT	P/S	ATT	CMP	YDS	PCT	Y/A	Y/C	TD	INT	LG	SK/YD	RATE	ATT	YDS	LG	TD	W/L		
09/09	Texans		DID NOT PLAY (NON-INJURY)																	30-28
09/15	at Rams	P	30	17	165	56.7	5.5	9.7	0	0	28	2/16	72.2	2	5	4	0	L	9-27	
09/22	at Seahawks	S	27	19	177	70.4	6.6	9.3	2	0	29t	0/0	112.7	3	12	11	0	W	33-27	
09/29	Cowboys	S	30	23	193	76.7	6.4	8.4	0	1	20	5/44	78.9	3	8	5	0	W	12-10	
10/06	Buccaneers	S	34	26	314	76.5	9.2	12.1	4	1	42	0/0	131.2	5	7	5	0	W	31-24	
10/13	at Jaguars	S	36	24	240	66.7	6.7	10.0	1	0	27	3/18	94.7	3	0	2	0	W	13-6	
10/20	at Bears	S	38	23	281	60.5	7.4	12.2	2	0	45	1/8	100.9	4	7	6	0	W	36-25	
10/27	Cardinals	P	0	0	0	0.0	0.0	0.0	0	0	0	0/0	0.0	2	-2	-1	0	W	31-9	
11/10	Falcons		DID NOT PLAY (NON-INJURY)																	9-26
11/17	at Buccaneers		DID NOT PLAY (NON-INJURY)																	34-17
11/24	Panthers		DID NOT PLAY (NON-INJURY)																	34-31
11/28	at Falcons		DID NOT PLAY (NON-INJURY)																	26-18
12/08	49ers		DID NOT PLAY (NON-INJURY)																	46-48
12/16	Colts	P	0	0	0	0.0	0.0	0.0	0	0	0	0/0	0.0	3	-3	-1	0	W	34-7	
12/22	at Titans		DID NOT PLAY (NON-INJURY)																	38-28
12/29	at Panthers	P	1	1	14	100.0	14.0	14.0	0	0	14	1/3	118.8	3	-3	-1	0	W	42-10	
2019 TOTALS		9-5	196	133	1,384	67.9	7.1	10.4	9	2	45	12/89	99.1	28	31	11	0	13-3		

2018 GAME-BY-GAME REGULAR SEASON STATISTICS (SAINTS)

DATE	OPPONENT	P/S	PASSING										RUSHING					W/L	SCORE
			ATT	CMP	YDS	PCT	Y/A	Y/C	TD	INT	LG	SK/YD	RATE	ATT	YDS	LG	TD		
09/09	Buccaneers																	L	40-48
09/16	Browns																	W	21-18
09/23	at Falcons																	W	43-37+
09/30	at Giants																	W	33-18
10/08	Washington	P	0	0	0	0.0	0.0	0	0	0	0	0/0	0.0	3	-3	-1	0	W	43-19
10/21	at Ravens																	W	24-23
10/28	at Vikings	P	0	0	0	0.0	0.0	0	0	0	0	0/0	0.0	0	0	0	0	W	30-20
11/04	Rams																	W	45-35
11/11	at Bengals	P	1	0	0	0.0	0.0	0	0	0	0	0/0	39.6	3	-3	-1	0	W	51-14
11/18	Eagles	P	0	0	0	0.0	0.0	0	0	0	0	0/0	0.0	1	-1	-1	0	W	48-7
11/22	Falcons																	W	31-17
11/29	at Cowboys																	L	10-13
12/09	at Buccaneers																	W	28-14
12/17	at Panthers																	W	12-9
12/23	Steelers																	W	31-28
12/30	Panthers	S	22	14	118	63.6	5.4	8.4	1	1	18	2/8	73.7	4	12	9	0	L	14-33
2018 TOTALS		5-1	23	14	118	60.9	5.1	8.4	1	1	18	2/8	70.6	11	5	9	0	13-3	

+ - Overtime

2017 GAME-BY-GAME REGULAR SEASON STATISTICS (VIKINGS)

DATE	OPPONENT	P/S	PASSING										RUSHING					W/L	SCORE
			ATT	CMP	YDS	PCT	Y/A	Y/C	TD	INT	LG	SK/YD	RATE	ATT	YDS	LG	TD		
09/24	Buccaneers																	W	34-17
10/01	Lions																	L	7-14
10/09	at Bears																	W	20-17
10/15	Packers																	W	23-10
10/22	Ravens																	W	24-16
10/29	at Browns																	W	33-16
11/12	at Washington																	W	38-30
11/19	Rams																	W	24-7
11/23	at Lions																	W	30-23
12/03	at Falcons																	W	14-9
12/10	at Panthers																	L	24-31
12/17	Bengals	P	2	0	0	0.0	0.0	0	1	0	0	0/0	0.0	3	-3	-1	0	W	34-7
12/23	at Packers																	W	16-0
12/31	Bears																	W	23-10
2017 TOTALS		1-0	2	0	0	0.0	0.0	0	1	0	0	0/0	0.0	3	-3	-1	0	12-2	

2015 GAME-BY-GAME REGULAR SEASON STATISTICS (VIKINGS)

DATE	OPPONENT	P/S	PASSING										RUSHING					W/L	SCORE
			ATT	CMP	YDS	PCT	Y/A	Y/C	TD	INT	LG	SK/YD	RATE	ATT	YDS	LG	TD		
09/14	at 49ers	S	32	23	231	71.9	7.2	10.0	0	1	27	5/54	79.0	3	16	10	0	L	3-20
09/20	Lions	S	18	14	153	77.8	8.5	10.9	1	0	49	1/2	120.6	6	21	8	1	W	26-16
09/27	Chargers	S	24	13	121	54.2	5.0	9.3	0	1	19	0/0	50.9	1	-1	-1	0	W	31-14
10/04	at Broncos	S	41	27	269	65.9	6.6	10.0	1	0	25	7/57	92.4	3	23	11	0	L	20-23
10/18	Chiefs	S	31	17	249	54.8	8.0	14.6	1	2	52	2/12	65.1	3	-5	-1	0	W	16-10
10/25	at Lions	S	35	25	316	71.4	9.0	12.6	2	0	49	4/31	118.3	3	1	2	0	W	28-19
11/01	at Bears	S	30	17	187	56.7	6.2	11.0	1	1	40	1/7	72.5	2	21	19	0	W	23-20
11/08	Rams	S	21	13	144	61.9	6.9	11.1	0	1	30	0/0	62.4	3	17	6	1	W	21-18+
11/15	at Raiders	S	22	14	140	63.6	6.4	10.0	1	0	37	4/18	96.8	2	23	18	0	W	30-14
11/22	Packers	S	37	25	296	67.6	8.0	11.8	1	0	47	6/48	100.7	4	43	18	0	L	13-30
11/29	at Falcons	S	28	20	174	71.4	6.2	8.7	0	1	23	0/0	72.6	4	-3	1	0	W	20-10
12/06	Seahawks	S	28	17	118	60.7	4.2	6.9	0	1	25	4/24	55.4	1	2	2	0	L	7-38
12/10	at Cardinals	S	36	25	335	69.4	9.3	13.4	1	0	41	3/18	108.0	1	3	3	0	L	20-23
12/20	Bears	S	20	17	231	85.0	11.6	13.6	4	0	34	1/10	154.4	4	17	12	1	W	38-17
12/27	Giants	S	25	15	168	60.0	6.7	11.2	1	0	28	3/18	93.0	2	12	9	0	W	49-17
01/03	at Packers	S	19	10	99	52.6	5.2	9.9	0	1	22	3/8	45.7	2	2	2	0	W	20-13
2015 TOTALS		16-16	447	292	3,231	65.3	7.2	11.1	14	9	52	44/307	88.7	44	192	19	3	11-5	

+ - Overtime


2014 GAME-BY-GAME REGULAR SEASON STATISTICS (VIKINGS)

DATE	OPPONENT	P/S	PASSING											RUSHING					W/L	SCORE
			ATT	CMP	YDS	PCT	Y/A	Y/C	TD	INT	LG	SK/YD	RATE	ATT	YDS	LG	TD			
09/07	at Rams		INACTIVE																L	34-6
09/14	Patriots		DID NOT PLAY (NON-INJURY)																L	7-30
09/21	at Saints	P	20	12	150	60.0	7.5	12.5	0	0	41	2/15	83.3	6	27	15	0	L	9-20	
09/28	Falcons	S	30	19	317	63.3	10.6	16.7	0	0	52	0/0	98.9	5	27	13t	1	W	41-28	
10/02	at Packers		INACTIVE																L	10-42
10/12	Lions	S	37	23	188	62.2	5.1	8.2	0	3	18	8/45	41.3	3	11	8	0	L	3-17	
10/19	at Bills	S	26	15	157	57.7	6.0	10.5	1	2	38	5/39	56.1	1	7	7	0	L	16-17	
10/26	at Buccaneers	S	42	24	241	57.1	5.7	10.0	1	0	28	1/6	81.5	1	3	3	0	W	19-13+	
11/02	Washington	S	42	26	268	61.9	6.4	10.3	1	0	22	2/16	88.2	3	20	16	0	W	29-26	
11/16	at Bears	S	28	18	158	64.3	5.6	8.8	1	1	24	2/11	76.2	4	2	2	0	L	13-21	
11/23	Packers	S	37	21	210	56.8	5.7	10.0	2	1	23	2/14	79.8	5	32	11	0	L	21-24	
11/30	Panthers	S	21	15	138	71.4	6.6	9.2	2	0	35	3/20	120.7	2	12	8	0	W	31-13	
12/07	Jets	S	27	19	309	70.4	11.4	16.3	2	1	87t	3/12	117.7	3	7	3	0	W	30-24+	
12/14	at Lions	S	41	31	315	75.6	7.7	10.2	1	2	40	4/31	84.9	3	30	16	0	L	14-16	
12/21	at Dolphins	S	26	19	259	73.1	10.0	13.6	2	1	40	4/21	114.1	5	13	6	0	L	35-37	
12/28	Bears	S	25	17	209	68.0	8.4	12.3	1	1	44t	3/19	90.2	6	18	14	0	W	13-9	
2014 TOTALS		13-12	402	259	2,919	64.4	7.3	11.3	14	12	87t	39/249	85.2	47	209	16	1	7-9		

+ - Overtime

2015 GAME-BY-GAME POSTSEASON STATISTICS (VIKINGS)

PASSING														RUSHING					
DATE	OPPONENT	P/S	ATT	CMP	YDS	PCT	Y/A	Y/C	TD	INT	LG	SK/YD	RATE	ATT	YDS	LG	TD	W/L	SCORE
01/10	Seahawks	S	24	17	146	70.8	6.1	8.6	0	0	24	3/21	86.5	3	0	2	0	L	9-10
2015 TOTALS		1-1	24	17	146	70.8	6.1	8.6	0	0	24	3/21	86.5	3	0	2	0	0-1	



BRIAN BURNS
6'5" // 250
FLORIDA STATE
FORT LAUDERDALE, FLA.

53
DE

EXPERIENCE (YEARS)		BIRTHDATE	ACQUIRED
NFL	PANTHERS	4.23.98	D1-19
2	2		

NFL RANKINGS

- Tallied 7.5 sacks in 2019 season, fourth-most among NFL rookies.

PRO CAREER

- Played in 16 games with five starts in 2019 season.
- Posted 7.5 sacks to go with 23 tackles, one forced fumble and one fumble recovery return for a TD.

TRANSACTIONS

Drafted by Carolina in the first round (16th overall) of the 2019 NFL Draft (4/25/19).

COLLEGE & PERSONAL

Appeared in 38 games with 25 starts for Florida State and recorded 124 tackles, including 39.5 for loss with 24.0 sacks, seven forced fumbles, seven pass breakups, three blocked kicks and two fumble recoveries...sacks total of 24.0 ranked fifth in program history...ranked eighth on FSU's all-time career tackles for loss list with 39.5...In 2018, was named to Phil Steele's All-America team, All-ACC First Team and Bednarik Award semifinalist...produced 52 tackles, including 15.5 for loss with 10.0 sacks, eight quarterback hurries, three forced fumbles, three pass breakups and one fumble recovery...ranked first in the ACC and eighth in the NCAA with 0.83 sacks per game, while leading the ACC in tackles for loss...In 2017, recorded 48 tackles, including 13.5 for loss and 4.5 sacks, three forced fumbles and two blocked punts, tying for first in the conference...In 2016, earned Freshman All-American honors from a number of publications after he led all NCAA freshmen with 9.5 sacks, the most by an FSU freshman since 1977...Attended American Heritage High School in Fort Lauderdale, Fla...Brother, Stanley McClover, was drafted by Carolina in 2006.

BRIAN BURNS' NFL REGULAR SEASON DEFENSIVE STATISTICS

		TACKLES										INTERCEPTIONS					O. FUMB			ST				
DATE	TEAM	GP	GS	TK	S	A	TFL	YDS	SK	YDS	QBH	NO	YDS	LG	TD	PD	FF	FR	YDS	TK	S	A	FF	FR
2019	Panthers	16	5	23	17	6	5	28	7.5	34.0	16	0	0	0	0	0	1	1	56	2	2	0	0	0
NFL TOTALS		16	5	23	17	6	5	28	7.5	34.0	16	0	0	0	0	0	1	1	56	2	2	0	0	0


SINGLE-GAME HIGHS: DEFENSIVE

Total Tackles 4 at Arizona Cardinals, Sep 22, 2019
Sacks 1.0 vs. New Orleans Saints, Dec 29, 2019
 ...6 more at 1.0.
Forced Fumbles 1 vs. Jacksonville Jaguars, Oct 06, 2019

Fumble Recoveries 1 vs. Jacksonville Jaguars, Oct 06, 2019
Tackles For Loss 1 vs. New Orleans Saints, Dec 29, 2019
 ...4 more at 1.
Special Teams Tackles 1 at Indianapolis Colts, Dec 22, 2019
 ...1 more at 1.

2019 GAME-BY-GAME REGULAR SEASON STATISTICS (PANTHERS)

DATE	OPPONENT	P/S	TACKLES							INTERCEPTIONS				O. FUMB			ST					SCORE			
			TK	S	A	SK	YDS	TFL	YDS	QBH	NO	YDS	LG	TD	PD	FF	FR	YDS	TK	S	A		FF	FR	W/L
09/08	Rams	S	2	1	1	0.0	0.0	1	4	2	0	0	0	0	0	0	0	0	0	0	0	0	L	27-30	
09/12	Buccaneers	S	3	2	1	1.0	0.0	0	0	2	0	0	0	0	0	0	0	0	0	0	0	0	L	14-20	
09/22	at Cardinals	S	4	4	0	1.0	11.0	1	11	2	0	0	0	0	0	0	0	0	0	0	0	0	W	38-20	
09/29	at Texans	S	2	1	1	0.5	4.0	0	0	3	0	0	0	0	0	0	0	0	0	0	0	0	W	16-10	
10/06	Jaguars	P	3	2	1	1.0	6.0	0	0	1	0	0	0	0	0	1	1	56	0	0	0	0	0	W	34-27
10/13	at Buccaneers	P	1	1	0	1.0	4.0	1	4	1	0	0	0	0	0	0	0	0	0	0	0	0	W	37-26	
10/27	at 49ers	P	0	0	0	0.0	0.0	0	0	0	0	0	0	0	0	0	0	0	0	0	0	0	L	13-51	
11/03	Titans	S	0	0	0	0.0	0.0	0	0	0	0	0	0	0	0	0	0	0	0	0	0	0	W	30-20	
11/10	at Packers	P	1	1	0	0.0	0.0	0	0	0	0	0	0	0	0	0	0	0	0	0	0	0	L	16-24	
11/17	Falcons	P	0	0	0	0.0	0.0	0	0	0	0	0	0	0	0	0	0	0	0	0	0	0	L	3-29	
11/24	at Saints	P	1	1	0	1.0	6.0	1	6	1	0	0	0	0	0	0	0	0	1	1	0	0	0	L	31-34
12/01	Washington	P	1	1	0	0.0	0.0	0	0	0	0	0	0	0	0	0	0	0	0	0	0	0	L	21-29	
12/08	at Falcons	P	2	1	1	0.0	0.0	0	0	1	0	0	0	0	0	0	0	0	0	0	0	0	L	20-40	
12/15	Seahawks	P	0	0	0	0.0	0.0	0	0	0	0	0	0	0	0	0	0	0	0	0	0	0	L	24-30	
12/22	at Colts	P	1	1	0	1.0	0.0	0	0	1	0	0	0	0	0	0	0	0	1	1	0	0	L	6-38	
12/29	Saints	P	2	1	1	1.0	3.0	1	3	2	0	0	0	0	0	0	0	0	0	0	0	0	L	10-42	
2019 TOTALS		16-5	23	17	6	7.5	34.0	5	28	16	0	0	0	0	0	1	1	56	2	2	0	0	0	5-11	



JUSTIN BURRIS

6'0" // 210

NORTH CAROLINA STATE
RALEIGH, N.C.

31

S

EXPERIENCE (YEARS)		BIRTHDATE	ACQUIRED
NFL	PANTHERS	8.4.93	UFA-20 CLE
5	1		

PRO CAREER

- Appeared in 14 games with the Browns in 2019, including nine starts...Posted career-highs in interceptions (2), tackles (30), passes defended (7) and sacks (1.0)...Earned the team's 2019 Ed Block Courage Award recipient, an annual award that honors one player from each NFL team that shows courage on and off the field.
- Signed by the Browns off of the Jets' practice squad prior to Week 10 of the 2018 season...Contributed on special teams in Cleveland's final four games, totaling two special teams tackles...Played in four games with NY Jets.
- Played in 14 games with the Jets in 2017, including one start...Finished the year with 18 solo tackles, two passes defended, one forced fumble, one fumble recovery and one interception...Picked off Buffalo QB Tyrod Taylor and returned it 48 yards for the unit's longest INT return of the season.
- Played in all 16 games for the Jets as a rookie in 2016 with one start...Notched 10 tackles and five passes defended...Ranked third on the team with six special teams tackles...Made first career interception during first career start at cornerback in Week 15 against Miami.

TRANSACTIONS

Selected in the fourth round (118th overall) of the NFL Draft by the New York Jets (4/30/16)...Waived by the Jets (10/27/18)...Signed to the Jets' practice squad (10/29/18)...Signed to the Browns active roster (11/7/18)...Waived by Cleveland (9/1/19)...Signed by Oakland (9/13/19)...Waived by Oakland (9/19/19)...Claimed off waivers by Cleveland (9/20/19)...Signed as an unrestricted free agent with Carolina (3/20/20).

COLLEGE & PERSONAL

Appeared in 51 career games with 39 starts at North Carolina State...Finished his career with six interceptions, 165 tackles and a sack...Started all 13 games of his senior season in 2015, recording 38 tackles and an interception...Earned a degree in business administration...Attended Needham Broughton High School in Raleigh, N.C.

REGULAR SEASON COMPARISON: DEFENSIVE - LAS VEGAS RAIDERS

DATE	OPP	W/L	GP/GS	TOT	SOLO	ASST	SACK	YDS	INT	TACKLES				MISC			
										TFL	PD	QBH	TD	FF	S	A	FR
9/17/17	NYJ @ OAK	L	P	4	4	0	0.0	0	0	0	0	0	0	0	0	0	0
TOTALS		0/1	1/0	4	4	0	0.0	0	0	0	0	0	0	0	0	0	0

JUSTON BURRIS' NFL REGULAR SEASON DEFENSIVE STATISTICS

DATE	TEAM	GP	GS	TACKLES								INTERCEPTIONS					O. FUMB			ST				
				TK	S	A	TFL	YDS	SK	YDS	QBH	NO	YDS	LG	TD	PD	FF	FR	YDS	TK	S	A	FF	FR
2016	Jets	16	1	10	9	1	0	0	0.0	0.0	0	1	0	0	0	5	0	0	0	6	4	2	0	0
2017	Jets	14	1	18	18	0	1	4	0.0	0.0	0	1	48	48	0	2	1	1	0	3	1	2	0	0
2018	Jets	4	0	0	0	0	0	0	0.0	0.0	0	0	0	0	0	0	0	0	0	0	0	0	0	
2018	Browns	4	0	0	0	0	0	0	0.0	0.0	0	0	0	0	0	0	0	0	0	2	2	0	0	0
2018	TOTAL	8	0	0	0	0	0	0	0.0	0.0	0	0	0	0	0	0	0	0	0	2	2	0	0	0
2019	Raiders	0	0	0	0	0	0	0	0.0	0.0	0	0	0	0	0	0	0	0	0	0	0	0	0	0
2019	Browns	14	9	30	24	6	2	1	1.0	14.0	2	2	42	27	0	7	1	0	0	2	2	0	0	0
2019	TOTAL	14	9	30	24	6	2	1	1.0	14.0	2	2	42	27	0	7	1	0	0	2	2	0	0	0
NFL TOTALS		52	11	58	51	7	3	5	1.0	14.0	2	4	90	48	0	14	2	1	0	13	9	4	0	0

SINGLE-GAME HIGHS: DEFENSIVE

Total Tackles 5 vs. Pittsburgh Steelers, Nov 14, 2019
...1 more at 5.

Sacks 1.0 vs. Pittsburgh Steelers, Nov 14, 2019

Passes Defensed 2 at Cincinnati Bengals, Dec 29, 2019
...2 more at 2.

Forced Fumbles 1 vs. Pittsburgh Steelers, Nov 14, 2019
...1 more at 1.

Fumble Recoveries 1 vs. Buffalo Bills, Nov 02, 2017

Tackles For Loss 1 at Arizona Cardinals, Dec 15, 2019
...2 more at 1.

Interceptions 1 vs. Pittsburgh Steelers, Nov 14, 2019
...3 more at 1.

Interception Return Yards 48 at Buffalo Bills, Sep 10, 2017

Special Teams Tackles 2 vs. Seattle Seahawks, Oct 02, 2016

2019 GAME-BY-GAME REGULAR SEASON STATISTICS (RAIDERS/BROWNS)

DATE	OPPONENT	P/S	TACKLES							INTERCEPTIONS					O. FUMB			ST					W/L	SCORE
			TK	S	A	SK	YDS	TFL	YDS	QBH	NO	YDS	LG	TD	PD	FF	FR	YDS	TK	S	A	FF		
09/15	Chiefs		INACTIVE																				L	10-28
Went from Raiders to Browns.																								
09/22	Rams	S	4	4	0	0.0	0.0	0	0	0	1	15	15	0	1	0	0	0	0	0	0	0	L	13-20
09/29	at Ravens	P	0	0	0	0.0	0.0	0	0	0	0	0	0	0	0	0	0	0	0	0	0	0	W	40-25
10/07	at 49ers	P	1	1	0	0.0	0.0	0	0	0	0	0	0	0	0	0	0	0	0	0	0	0	L	3-31
10/13	Seahawks	P	0	0	0	0.0	0.0	0	0	0	0	0	0	0	0	0	0	0	0	0	0	0	L	28-32
10/27	at Patriots	S	2	2	0	0.0	0.0	0	0	0	0	0	0	0	0	0	0	0	0	0	0	0	L	13-27
11/03	at Broncos	S	0	0	0	0.0	0.0	0	0	0	0	0	0	0	0	0	0	0	0	0	0	0	L	19-24
11/10	Bills	S	0	0	0	0.0	0.0	0	0	0	0	0	0	0	0	0	0	0	1	1	0	0	W	19-16
11/14	Steelers	S	5	4	1	1.0	14.0	0	0	1	1	27	27	0	1	1	0	0	0	0	0	0	W	21-7
11/24	Dolphins	S	3	2	1	0.0	0.0	0	0	0	0	0	0	0	2	0	0	0	1	1	0	0	W	41-24
12/01	at Steelers	S	4	3	1	0.0	0.0	1	0	0	0	0	0	0	0	0	0	0	0	0	0	0	L	13-20
12/08	Bengals	S	3	2	1	0.0	0.0	0	0	1	0	0	0	0	0	0	0	0	0	0	0	0	W	27-19
12/15	at Cardinals	S	3	3	0	0.0	0.0	1	1	0	0	0	0	0	1	0	0	0	0	0	0	0	L	24-38
12/22	Ravens	P	3	2	1	0.0	0.0	0	0	0	0	0	0	0	0	0	0	0	0	0	0	0	L	15-31
12/29	at Bengals	P	2	1	1	0.0	0.0	0	0	0	0	0	0	0	2	0	0	0	0	0	0	0	L	23-33
2019 TOTALS		14-9	30	24	6	1.0	14.0	2	1	2	2	42	27	0	7	1	0	0	2	2	0	0	0	5-10

2018 GAME-BY-GAME REGULAR SEASON STATISTICS (JETS/BROWNS)

TACKLES													INTERCEPTIONS					O. FUMB			ST					
DATE	OPPONENT	P/S	TK	S	A	SK	YDS	TFL	YDS	QBH	NO	YDS	LG	TD	PD	FF	FR	YDS	TK	S	A	FF	FR	W/L	SCORE	
09/10	at Lions	P	0	0	0	0.0	0.0	0	0	0						0	0	0	0	0	0	0	0	W	48-17	
09/16	Dolphins		ON INACTIVE LIST																			L	12-20			
09/20	at Browns		ON INACTIVE LIST																			L	17-21			
09/30	at Jaguars		ON INACTIVE LIST																			L	12-31			
10/07	Broncos	P	0	0	0	0.0	0.0	0	0	0	0	0	0	0	0	0	0	0	0	0	0	0	0	W	34-16	
10/14	Colts	P	0	0	0	0.0	0.0	0	0	0	0	0	0	0	0	0	0	0	0	0	0	0	0	W	42-34	
10/21	Vikings	P	0	0	0	0.0	0.0	0	0	0	0	0	0	0	0	0	0	0	0	0	0	0	0	L	17-37	
10/28	at Bears		PRACTICE SQUAD																			L	10-24			
11/04	at Dolphins		PRACTICE SQUAD																			L	6-13			
11/11	Falcons		Went from Jets to Browns .																							
11/25	at Bengals		ON INACTIVE LIST																			W	28-16			
12/02	at Texans		ON INACTIVE LIST																			W	35-20			
12/09	Panthers	P	0	0	0	0.0	0.0	0	0	0	0	0	0	0	0	0	0	0	0	0	0	0	0	L	13-29	
12/15	at Broncos	P	0	0	0	0.0	0.0	0	0	0	0	0	0	0	0	0	0	0	0	0	0	0	0	W	17-16	
12/23	Bengals	P	0	0	0	0.0	0.0	0	0	0	0	0	0	0	0	0	0	0	1	1	0	0	0	W	26-18	
12/30	at Ravens	P	0	0	0	0.0	0.0	0	0	0	0	0	0	0	0	0	0	0	1	1	0	0	0	L	24-26	
2018 TOTALS		8-0	0	0	0	0.0	0.0	0	0	0	0	0	0	0	0	0	0	0	2	2	0	0	0	8-8		

2017 GAME-BY-GAME REGULAR SEASON STATISTICS (JETS)

DATE	OPPONENT	P/S	TACKLES							INTERCEPTIONS					O. FUMB			ST				W/L	SCORE		
			TK	S	A	SK	YDS	TFL	YDS	QBH	NO	YDS	LG	TD	PD	FF	FR	YDS	TK	S	A			FF	FR
09/10	at Bills	P	0	0	0	0.0	0.0	0	0	0	1	48	48	0	1	0	0	0	0	0	0	0	0	L	12-21
09/17	at Raiders	P	4	4	0	0.0	0.0	0	0	0	0	0	0	0	0	0	0	0	0	0	0	0	0	L	20-45
09/24	Dolphins	P	2	2	0	0.0	0.0	0	0	0	0	0	0	0	0	0	0	1	1	0	0	0	0	W	20-6
10/01	Jaguars	P	1	1	0	0.0	0.0	0	0	0	0	0	0	0	1	0	0	0	0	0	0	0	0	W	23-20+
10/08	at Browns		ON INACTIVE LIST																					W	17-14
10/15	Patriots	P	0	0	0	0.0	0.0	0	0	0	0	0	0	0	0	0	0	0	0	0	0	0	0	L	17-24
10/22	at Dolphins	P	0	0	0	0.0	0.0	0	0	0	0	0	0	0	0	0	0	0	0	0	0	0	0	L	28-31
10/29	Falcons	P	0	0	0	0.0	0.0	0	0	0	0	0	0	0	0	0	0	0	0	0	0	0	0	L	20-25
11/02	Bills	P	3	3	0	0.0	0.0	0	0	0	0	0	0	0	0	1	1	0	0	0	0	0	0	W	34-21
11/12	at Buccaneers	P	0	0	0	0.0	0.0	0	0	0	0	0	0	0	0	0	0	0	0	0	0	0	0	L	10-15
11/26	Panthers	P	0	0	0	0.0	0.0	0	0	0	0	0	0	0	0	0	0	1	0	1	0	0	0	L	27-35
12/03	Chiefs		ON INACTIVE LIST																					W	38-31
12/10	at Broncos	P	0	0	0	0.0	0.0	0	0	0	0	0	0	0	0	0	0	0	1	0	1	0	0	L	0-23
12/17	at Saints	S	1	1	0	0.0	0.0	0	0	0	0	0	0	0	0	0	0	0	0	0	0	0	0	L	19-31
12/24	Chargers	P	2	2	0	0.0	0.0	1	4	0	0	0	0	0	0	0	0	0	0	0	0	0	0	L	7-14
12/31	at Patriots	P	5	5	0	0.0	0.0	0	0	0	0	0	0	0	0	0	0	0	0	0	0	0	0	L	6-26
2017 TOTALS		14-1	18	18	0	0.0	0.0	1	4	0	1	48	48	0	2	1	1	0	3	1	2	0	0	5-11	

+ - Overtime

2016 GAME-BY-GAME REGULAR SEASON STATISTICS (JETS)

DATE	OPPONENT	P/S	TACKLES							INTERCEPTIONS					O. FUMB			ST				MISC		SCORE		
			TK	S	A	SK	YDS	TFL	YDS	QBH	NO	YDS	LG	TD	PD	FF	FR	YDS	TK	S	A	FF	FR		S	A
09/11	Bengals	P	0	0	0	0.0	0.0	0	0	0	0	0	0	0	0	0	0	0	0	0	0	0	0	0	L	22-23
09/15	at Bills	P	0	0	0	0.0	0.0	0	0	0	0	0	0	0	0	0	0	1	1	0	0	0	0	0	W	37-31
09/25	at Chiefs	P	0	0	0	0.0	0.0	0	0	0	0	0	0	1	0	0	0	0	0	0	0	0	0	0	L	3-24
10/02	Seahawks	P	1	1	0	0.0	0.0	0	0	0	0	0	0	0	0	0	0	2	0	2	0	0	0	0	L	17-27
10/09	at Steelers	P	4	4	0	0.0	0.0	0	0	0	0	0	0	0	0	0	0	0	0	0	0	0	0	0	L	13-31
10/17	at Cardinals	P	0	0	0	0.0	0.0	0	0	0	0	0	0	0	0	0	0	1	1	0	0	0	0	0	L	3-28
10/23	Ravens	P	0	0	0	0.0	0.0	0	0	0	0	0	0	0	0	0	0	1	1	0	0	0	0	0	W	24-16
10/30	at Browns	P	0	0	0	0.0	0.0	0	0	0	0	0	0	0	0	0	0	0	0	0	0	0	0	0	W	31-28
11/06	at Dolphins	P	0	0	0	0.0	0.0	0	0	0	0	0	0	0	0	0	0	1	1	0	0	0	0	0	L	23-27
11/13	Rams	P	0	0	0	0.0	0.0	0	0	0	0	0	0	0	0	0	0	0	0	0	0	0	0	0	L	6-9
11/27	Patriots	P	0	0	0	0.0	0.0	0	0	0	0	0	0	0	0	0	0	0	0	0	0	0	0	0	L	17-22
12/05	Colts	P	0	0	0	0.0	0.0	0	0	0	0	0	0	0	0	0	0	0	0	0	0	0	0	0	L	10-41
12/11	at 49ers	P	3	2	1	0.0	0.0	0	0	0	0	0	0	1	0	0	0	0	0	0	0	0	0	0	W	23-17+
12/17	Dolphins	S	1	1	0	0.0	0.0	0	0	0	1	0	0	0	2	0	0	0	0	0	0	0	0	0	L	13-34
12/24	at Patriots	P	1	1	0	0.0	0.0	0	0	0	0	0	0	1	0	0	0	0	0	0	0	0	0	0	L	3-41
01/01	Bills	P	0	0	0	0.0	0.0	0	0	0	0	0	0	0	0	0	0	0	0	0	0	0	0	0	W	30-10
2016 TOTALS		16-1	10	9	1	0.0	0.0	0	0	0	1	0	0	0	5	0	0	0	6	4	2	0	0	0	5-11	

+ - Overtime



**TRENTON
CANNON**
5'11" // 185
VIRGINIA STATE
HAMPTON, VA.

36
RB

EXPERIENCE (YEARS)		BIRTHDATE	ACQUIRED
NFL	PANTHERS	7.23.94	WV-20 NYJ
3	1		

PRO CAREER

- Only saw action in four games for New York in 2019 before being placed on injured reserve.
- Played in 16 games for the Jets in 2018, tallying 17 catches for 144 yards receiving and another 113 rushing yards and one rushing touchdown.

TRANSACTIONS

Drafted in the sixth round of the 2018 Draft by the New York Jets...Placed on injured reserve with the Jets (11/1/19)...Waived by the Jets (8/3/20)...Claimed off waivers by Carolina (8/4/20).

COLLEGE & PERSONAL

After playing one season for Shepherd University, transferred to Virginia State...Totaled 4,035 rushing yards and 44 rushing touchdowns in just three seasons at Virginia State...Attended Kecoughtan High School in Hampton, Va.

TRENTON CANNON'S NFL REGULAR SEASON RUSHING/RECEIVING STATISTICS

DATE	TEAM	RUSHING							RECEIVING				
		GP	GS	NO.	YDS.	AVG.	LG	TD	NO.	YDS	AVG	LG	TD
2018	Jets	16	0	38	113	3.0	21	1	17	144	8.5	35	0
2019	Jets	4	0	0	0	0.0	0	0	0	0	0.0	0	0
NFL TOTALS		20	0	38	113	3.0	21	1	17	144	8.5	35	0

TRENTON CANNON'S NFL REGULAR SEASON RETURN STATISTICS

DATE	TEAM	KICKOFF RETURNS					PUNT RETURNS					
		RET.	YDS.	AVG.	LG	TD	NO.	FC	YDS	AVG	LG	TD
2018	Jets	1	20	20.0	20	0	0	1	0	0.0	0	0
2019	Jets	5	96	19.2	28	0	0	0	0	0.0	0	0
NFL TOTALS		6	116	19.3	28	0	0	1	0	0.0	0	0

SINGLE-GAME HIGHS: RUSHING/RECEIVING

Rush Attempts	7 vs. Houston Texans, Dec 15, 2018
Rushing Yards	30 vs. Buffalo Bills, Nov 11, 2018
Longest Runs	21 vs. Buffalo Bills, Nov 11, 2018
Rushing TDs	1 at Buffalo Bills, Dec 09, 2018
Receptions	4 vs. Minnesota Vikings, Oct 21, 2018
Receiving Yards	69 vs. Minnesota Vikings, Oct 21, 2018
Longest Receptions	35 vs. Minnesota Vikings, Oct 21, 2018

All-purpose yards	73 vs. Minnesota Vikings, Oct 21, 2018
Kickoff Returns	3 vs. Cleveland Browns, Sep 16, 2019
Kickoff Return Yards	50 vs. Cleveland Browns, Sep 16, 2019
Longest Kickoff Return	28 at Philadelphia Eagles, Oct 06, 2019
Fair Catches	1 vs. Denver Broncos, Oct 07, 2018
Special Teams Tackles	2 vs. Cleveland Browns, Sep 16, 2019
	...3 more at 2.
Most TDs	1 at Buffalo Bills, Dec 09, 2018


2019 GAME-BY-GAME REGULAR SEASON STATISTICS (JETS)

DATE	OPPONENT	P/S	RUSHING					RECEIVING					W/L	SCORE
			NO	YDS	AVG	LG	TD	NO	YDS	AVG	LG	TD		
09/08	Bills	P	0	0	0.0	0	0	0	0	0.0	0	0	L	16-17
09/16	Browns	P	0	0	0.0	0	0	0	0	0.0	0	0	L	3-23
09/22	at Patriots	P	0	0	0.0	0	0	0	0	0.0	0	0	L	14-30
10/06	at Eagles	P	0	0	0.0	0	0	0	0	0.0	0	0	L	6-31
10/13	Cowboys							INACTIVE					W	24-22
10/21	Patriots							INACTIVE					L	0-33
10/27	at Jaguars							INACTIVE					L	15-29
11/03	at Dolphins							INJURED RESERVE					L	18-26
11/10	Giants							INJURED RESERVE					W	34-27
11/17	at Washington							INJURED RESERVE					W	34-17
11/24	Raiders							INJURED RESERVE					W	34-3
12/01	at Bengals							INJURED RESERVE					L	6-22
12/08	Dolphins							INJURED RESERVE					W	22-21
12/12	at Ravens							INJURED RESERVE					L	21-42
12/22	Steelers							INJURED RESERVE					W	16-10
12/29	at Bills							INJURED RESERVE					W	13-6
2019 TOTALS		4-0	0	0	0.0	0	0	0	0	0.0	0	0	7-9	

2018 GAME-BY-GAME REGULAR SEASON STATISTICS (JETS)

DATE	OPPONENT	P/S	RUSHING					RECEIVING					W/L	SCORE
			NO	YDS	AVG	LG	TD	NO	YDS	AVG	LG	TD		
09/10	at Lions	P	6	15	2.5	5	0	1	6	6.0	6	0	W	48-17
09/16	Dolphins	P	0	0	0.0	0	0	0	0	0.0	0	0	L	12-20
09/20	at Browns	P	0	0	0.0	0	0	0	0	0.0	0	0	L	17-21
09/30	at Jaguars	P	0	0	0.0	0	0	0	0	0.0	0	0	L	12-31
10/07	Broncos	P	0	0	0.0	0	0	0	0	0.0	0	0	W	34-16
10/14	Colts	P	0	0	0.0	0	0	0	0	0.0	0	0	W	42-34
10/21	Vikings	P	2	4	2.0	6	0	4	69	17.3	35	0	L	17-37
10/28	at Bears	P	6	10	1.7	4	0	3	12	4.0	10	0	L	10-24
11/04	at Dolphins	P	0	0	0.0	0	0	1	15	15.0	15	0	L	6-13
11/11	Bills	P	4	30	7.5	21	0	1	5	5.0	5	0	L	10-41
11/25	Patriots	P	0	0	0.0	0	0	1	-3	-3.0	-3	0	L	13-27
12/02	at Titans	P	4	18	4.5	8	0	1	7	7.0	7	0	L	22-26
12/09	at Bills	P	5	3	0.6	4t	1	1	4	4.0	4	0	W	27-23
12/15	Texans	P	7	13	1.9	8	0	3	24	8.0	10	0	L	22-29
12/23	Packers	P	2	4	2.0	2	0	1	5	5.0	5	0	L	38-44+
12/30	at Patriots	P	2	16	8.0	12	0	0	0	0.0	0	0	L	3-38
2018 TOTALS		16-0	38	113	3.0	21	1	17	144	8.5	35	0	4-12	

+ - Overtime



**JERMAINE
CARTER JR.**
6'1" // 225
MARYLAND
ROCKVILLE, MD.

56
LB

EXPERIENCE (YEARS)		BIRTHDATE	ACQUIRED
NFL	PANTHERS	1.14.95	D5-18
3	3		

PRO CAREER

- Started five games and played in all 16 games for Carolina in 2019...Tallied 25 tackles and 0.5 sacks on the season.
- In 2018, saw action in all 16 games, starting one. He tallied 11 tackles in the season and one quarterback pressure...His first career start came in Week 16 in place of injured linebacker Shaq Thompson.

TRANSACTIONS

Drafted by the Carolina Panthers in the fifth round of the 2018 Draft (161st overall).

COLLEGE & PERSONAL

Started all 37 games at middle linebacker for Maryland from 2015-2017...Compiled 337 career tackles with 9.5 sacks and one interception which he returned for a touchdown...Led team in tackles in three consecutive seasons, becoming fifth Maryland player since 1969 to achieve the feat...He was a three-time All-Big Ten honorable mention selection...Named to Bednarik and Butkus Award Watch List in 2017...In 2017, led team with 90 tackles and 3.5 sacks...Tied for Big Ten lead with four forced fumbles...Notched career-high 110 tackles in 2016 and ranked seventh in the Big Ten in tackles per game...Finished second on team with 6.0 sacks and third with 9.0 tackles for loss...Compiled 103 tackles in 2015 and ranked second on team with 14.0 tackles for loss, most by a Maryland linebacker since 2002...Led team with two forced fumbles in redshirt-freshman season in 2014...Served a redshirt season in 2013...Went to Friendship Collegiate Academy in Washington, D.C.

JERMAINE CARTER JR.'S NFL REGULAR SEASON DEFENSIVE STATISTICS

TACKLES													INTERCEPTIONS					O. FUMB			ST			
DATE	TEAM	GP	GS	TK	S	A	TFL	YDS	SK	YDS	QBH	NO	YDS	LG	TD	PD	FF	FR	YDS	TK	S	A	FF	FR
2018	Panthers	16	1	11	6	5	1	3	0.0	0.0	0	0	0	0	0	0	0	0	0	2	1	1	0	0
2019	Panthers	16	5	25	16	9	2	4	0.5	5.0	2	0	0	0	0	0	0	0	0	6	6	0	0	0
NFL TOTALS		32	6	36	22	14	3	7	0.5	5.0	2	0	0	0	0	0	0	0	0	8	7	1	0	0

SINGLE-GAME HIGHS: DEFENSIVE

Total Tackles 10 vs. New Orleans Saints, Dec 29, 2019
Sacks 0.5 vs. Tampa Bay Buccaneers, Sep 12, 2019


Tackles For Loss 1 vs. New Orleans Saints, Dec 29, 2019
 ...2 more at 1.
Special Teams Tackles 3 vs. Washington Redskins, Dec 01, 2019

2019 GAME-BY-GAME REGULAR SEASON STATISTICS (PANTHERS)

DATE	OPPONENT	P/S	TACKLES							INTERCEPTIONS				O. FUMB			ST					W/L	SCORE	
			TK	S	A	SK	YDS	TFL	YDS	QBH	NO	YDS	LG	TD	PD	FF	FR	YDS	TK	S	A			FF
09/08	Rams	S	3	2	1	0.0	0.0	0	0	0	0	0	0	0	0	0	0	1	1	0	0	0	L	27-30
09/12	Buccaneers	P	1	0	1	0.5	5.0	0	0	1	0	0	0	0	0	0	0	0	0	0	0	0	L	14-20
09/22	at Cardinals	P	0	0	0	0.0	0.0	0	0	0	0	0	0	0	0	0	0	0	0	0	0	0	W	38-20
09/29	at Texans	S	6	4	2	0.0	0.0	1	3	0	0	0	0	0	0	0	0	0	0	0	0	0	W	16-10
10/06	Jaguars	P	0	0	0	0.0	0.0	0	0	0	0	0	0	0	0	0	0	0	0	0	0	0	W	34-27
10/13	at Buccaneers	P	0	0	0	0.0	0.0	0	0	0	0	0	0	0	0	0	0	0	0	0	0	0	W	37-26
10/27	at 49ers	S	0	0	0	0.0	0.0	0	0	0	0	0	0	0	0	0	0	0	0	0	0	0	L	13-51
11/03	Titans	P	0	0	0	0.0	0.0	0	0	0	0	0	0	0	0	0	0	1	1	0	0	0	W	30-20
11/10	at Packers	P	0	0	0	0.0	0.0	0	0	0	0	0	0	0	0	0	0	0	0	0	0	0	L	16-24
11/17	Falcons	P	1	1	0	0.0	0.0	0	0	0	0	0	0	0	0	0	0	0	0	0	0	0	L	3-29
11/24	at Saints	P	0	0	0	0.0	0.0	0	0	0	0	0	0	0	0	0	0	0	0	0	0	0	L	31-34
12/01	Washington	P	0	0	0	0.0	0.0	0	0	0	0	0	0	0	0	0	0	3	3	0	0	0	L	21-29
12/08	at Falcons	P	1	0	1	0.0	0.0	0	0	0	0	0	0	0	0	0	0	0	0	0	0	0	L	20-40
12/15	Seahawks	P	1	0	1	0.0	0.0	0	0	0	0	0	0	0	0	0	0	0	0	0	0	0	L	24-30
12/22	at Colts	S	2	2	0	0.0	0.0	0	0	1	0	0	0	0	0	0	0	0	0	0	0	0	L	6-38
12/29	Saints	S	10	7	3	0.0	0.0	1	1	0	0	0	0	0	0	0	0	1	1	0	0	0	L	10-42
2019 TOTALS		16-5	25	16	9	0.5	5.0	2	4	2	0	0	0	0	0	0	0	6	6	0	0	0	5-11	

2018 GAME-BY-GAME REGULAR SEASON STATISTICS (PANTHERS)

DATE	OPPONENT	P/S	TACKLES							INTERCEPTIONS					O. FUMB			ST					W/L	SCORE	
			TK	S	A	SK	YDS	TFL	YDS	QBH	NO	YDS	LG	TD	PD	FF	FR	YDS	TK	S	A	FF			FR
09/09	Cowboys	P	0	0	0	0.0	0.0	0	0	0	0	0	0	0	0	0	0	0	0	0	0	0	0	W	16-8
09/16	at Falcons	P	0	0	0	0.0	0.0	0	0	0	0	0	0	0	0	0	0	0	0	0	0	0	0	L	24-31
09/23	Bengals	P	0	0	0	0.0	0.0	0	0	0	0	0	0	0	0	0	0	0	0	0	0	0	0	W	31-21
10/07	Giants	P	1	1	0	0.0	0.0	0	0	0	0	0	0	0	0	0	0	0	0	0	0	0	0	W	33-31
10/14	at Washington	P	0	0	0	0.0	0.0	0	0	0	0	0	0	0	0	0	0	0	0	0	0	0	0	L	17-23
10/21	at Eagles	P	0	0	0	0.0	0.0	0	0	0	0	0	0	0	0	0	0	0	1	1	0	0	0	W	21-17
10/28	Ravens	P	1	1	0	0.0	0.0	0	0	0	0	0	0	0	0	0	0	0	0	0	0	0	0	W	36-21
11/04	Buccaneers	P	0	0	0	0.0	0.0	0	0	0	0	0	0	0	0	0	0	0	0	0	0	0	0	W	42-28
11/08	at Steelers	P	2	0	2	0.0	0.0	0	0	0	0	0	0	0	0	0	0	0	0	0	0	0	0	L	21-52
11/18	at Lions	P	0	0	0	0.0	0.0	0	0	0	0	0	0	0	0	0	0	0	0	0	0	0	0	L	19-20
11/25	Seahawks	P	0	0	0	0.0	0.0	0	0	0	0	0	0	0	0	0	0	0	0	0	0	0	0	L	27-30
12/02	at Buccaneers	P	0	0	0	0.0	0.0	0	0	0	0	0	0	0	0	0	0	0	0	0	0	0	0	L	17-24
12/09	at Browns	P	0	0	0	0.0	0.0	0	0	0	0	0	0	0	0	0	0	0	0	0	0	0	0	L	20-26
12/17	Saints	P	0	0	0	0.0	0.0	0	0	0	0	0	0	0	0	0	0	1	0	1	0	0	0	L	9-12
12/23	Falcons	S	2	1	1	0.0	0.0	1	3	0	0	0	0	0	0	0	0	0	0	0	0	0	0	L	10-24
12/30	at Saints		NOT ON ROSTER																				W	33-14	
2018 TOTALS			15-1	6	3	3	0.0	0.0	1	3	0	0	0	0	0	0	0	2	1	1	0	0	7-9		



PHAROAH COOPER
5'11" // 210
SOUTH CAROLINA
SOUTH CAROLINA

14
WR

EXPERIENCE (YEARS)

NFL
5

PANTHERS
1

BIRTHDATE
3.7.95

ACQUIRED
UFA-20 ARI

PRO CAREER

- All-Pro First Team (2017)
- Pro Bowl (2017)

PRO CAREER

- Played in 12 games with one start for Arizona in second half of 2019...Made 25 catches for 243 yards and one touchdown while averaging 7.6 yards on 17 punt returns and 22.4 yards on 25 kickoff returns...Played in one game for Cincinnati at start of the season before being waived.
- In 2018, played in five games for the Los Angeles Rams and two games at the end of the year with Arizona...Saw action primarily on punt and kickoff returns.
- In 2017 in Los Angeles, totaled a career-high 399 yards on 32 punt returns, earning Pro Bowl honors and All-Pro First Team as a specialist...Averaged 27.4 yards per kickoff return including a 103-yard return for a touchdown against Jacksonville that earned him NFC Special Teams Player of the Week honors...Saw action in one playoff game as a returner with the Rams.
- Made career debut in Los Angeles in 2016, posting five punt returns and 14 kickoff returns.

TRANSACTIONS

Drafted by the Los Angeles Rams in the fourth round (117th overall) of the 2016 NFL Draft...Placed on injured reserve with the Rams (9/13/18)...Activated from injured reserve (11/19/18)...Waived by Los Angeles (12/18/18)...Claimed off waivers by Arizona (12/19/18)...Waived by Arizona (8/31/19)...Claimed by Cincinnati (9/1/19)...Waived by Cincinnati (9/17/19)...Signed as a free agent with Arizona (10/1/19)...Agreed to terms as a free agent with Carolina (3/20/19).

COLLEGE & PERSONAL

Played three seasons at South Carolina as a wide receiver and returner and earned All-SEC honors in 2014 and 2015...Totaled 2,163 career receiving yards on 138 catches and 18 touchdowns...Also rushed for 513 yards on 71 carries with four rushing touchdowns to finish with 2,676 career scrimmage yards...Posted career-best season in 2014, when he had 69 catches for 1,136 receiving yards, which ranked second in the SEC...Went to Havelock High School in Havelock, North Carolina.

PHAROAH COOPER'S NFL REGULAR SEASON RUSHING/RECEIVING STATISTICS

DATE	TEAM	GP	GS	RECEIVING					RUSHING				
				NO.	YDS	AVG	LG	TD	NO.	YDS.	AVG.	LG	TD
2016	Rams	10	3	14	106	7.6	23	0	0	0	0.0	0	0
2017	Rams	16	1	11	84	7.6	26	0	1	6	6.0	6	0
2018	Rams	5	0	0	0	0.0	0	0	0	0	0.0	0	0
2018	Cardinals	2	0	0	0	0.0	0	0	0	0	0.0	0	0
2018	TOTAL	7	0	0	0	0.0	0	0	0	0	0.0	0	0
2019	Bengals	1	0	0	0	0.0	0	0	0	0	0.0	0	0
2019	Cardinals	12	1	25	243	9.7	28	1	1	2	2.0	2	0
2019	TOTAL	13	1	25	243	9.7	28	1	1	2	2.0	2	0
NFL TOTALS		46	5	50	433	8.7	28	1	2	8	4.0	6	0

PHAROAH COOPER'S NFL POSTSEASON RUSHING/RECEIVING STATISTICS

DATE	TEAM	GP	GS	RECEIVING					RUSHING				
				NO.	YDS	AVG	LG	TD	NO.	YDS.	AVG.	LG	TD
2017	Rams	1	0	0	0	0.0	0	0	0	0	0.0	0	0
NFL TOTALS		1	0	0	0	0.0	0	0	0	0	0.0	0	0

PHAROH COOPER'S NFL REGULAR SEASON RETURN STATISTICS

KICKOFF RETURNS							PUNT RETURNS					
DATE	TEAM	RET.	YDS.	AVG.	LG	TD	NO.	FC	YDS	AVG	LG	TD
2016	Rams	14	323	23.1	51	0	5	3	5	1.0	6	0
2017	Rams	34	932	27.4	103t	1	32	8	399	12.5	53	0
2018	Rams	13	277	21.3	28	0	2	1	12	6.0	12	0
2018	Cardinals	0	0	0.0	0	0	6	0	67	11.2	45	0
2018	TOTAL	13	277	21.3	28	0	8	1	79	9.9	45	0
2019	Bengals	0	0	0.0	0	0	0	0	0	0.0	0	0
2019	Cardinals	25	561	22.4	39	0	17	14	129	7.6	29	0
2019	TOTAL	25	561	22.4	39	0	17	14	129	7.6	29	0
NFL TOTALS		86	2,093	24.3	103t	1	62	26	612	9.9	53	0

PHAROH COOPER'S NFL POSTSEASON RETURN STATISTICS

		KICKOFF RETURNS					PUNT RETURNS					
DATE	TEAM	RET.	YDS.	AVG.	LG	TD	NO.	FC	YDS	AVG	LG	TD
2017	Rams	6	120	20.0	26	0	4	0	7	1.8	9	0
NFL TOTALS		6	120	20.0	26	0	4	0	7	1.8	9	0

SINGLE-GAME HIGHS: RUSHING/RECEIVING

Rush Attempts	1 vs. Atlanta Falcons, Oct 13, 2019 ...1 more at 1.
Rushing Yards	6 at Arizona Cardinals, Dec 03, 2017
Longest Runs	6 at Arizona Cardinals, Dec 03, 2017
Receptions	4 vs. Los Angeles Rams, Dec 01, 2019 ...2 more at 4.
Receiving Yards	36 vs. Arizona Cardinals, Jan 01, 2017
Longest Receptions	28 at Cincinnati Bengals, Oct 06, 2019
Receiving TDs	1 at San Francisco 49ers, Nov 17, 2019
All-purpose yards	180 at Seattle Seahawks, Dec 17, 2017
Kickoff Returns	5 at Seattle Seahawks, Dec 15, 2016
Kickoff Return Yards	129 vs. San Francisco 49ers, Dec 24, 2016

SINGLE-GAME HIGHS - POSTSEASON: RUSHING/RECEIVING

All-purpose yards	127 vs. Atlanta Falcons, Jan 06, 2018
Kickoff Returns	6 vs. Atlanta Falcons, Jan 06, 2018
Kickoff Return Yards	120 vs. Atlanta Falcons, Jan 06, 2018
Longest Kickoff Return	26 vs. Atlanta Falcons, Jan 06, 2018

Longest Kickoff Return	103t at Jacksonville Jaguars, Oct 15, 2017
Kickoff Return TDs	1 at Jacksonville Jaguars, Oct 15, 2017
Fair Catches	3 at Los Angeles Rams, Dec 29, 2019
Punt Return Yards	128 at Seattle Seahawks, Dec 17, 2017
Longest Punt Return	53 at Seattle Seahawks, Dec 17, 2017
Punt Returns	7 at Seattle Seahawks, Dec 17, 2017
Special Teams Tackles	1 vs. Los Angeles Rams, Dec 01, 2019 ...1 more at 1.
Miscellaneous Tackles	1 vs. Arizona Cardinals, Jan 01, 2017 ...1 more at 1.
Most TDs	1 at San Francisco 49ers, Nov 17, 2019 ...1 more at 1.

Punt Return Yards	7 vs. Atlanta Falcons, Jan 06, 2018
Longest Punt Return	9 vs. Atlanta Falcons, Jan 06, 2018
Punt Returns	4 vs. Atlanta Falcons, Jan 06, 2018

2019 GAME-BY-GAME REGULAR SEASON STATISTICS (BENGALS/CARDINALS)

DATE	OPPONENT	P/S	RECEIVING					RUSHING					W/L	SCORE
			NO	YDS	AVG	LG	TD	NO	YDS	AVG	LG	TD		
09/08	at Seahawks	P	0	0	0.0	0	0	0	0	0.0	0	0	L	20-21
09/15	49ers		INACTIVE										L	17-41
			Went from Bengals to Cardinals.											
10/06	at Bengals	P	2	33	16.5	28	0	0	0	0.0	0	0	W	26-23
10/13	Falcons	S	3	16	5.3	7	0	1	2	2.0	2	0	W	34-33
10/20	at Giants	P	4	29	7.3	10	0	0	0	0.0	0	0	W	27-21
10/27	at Saints	P	0	0	0.0	0	0	0	0	0.0	0	0	L	9-31
10/31	49ers	P	2	15	7.5	9	0	0	0	0.0	0	0	L	25-28
11/10	at Buccaneers	P	2	29	14.5	26	0	0	0	0.0	0	0	L	27-30
11/17	at 49ers	P	3	35	11.7	23	1	0	0	0.0	0	0	L	26-36
12/01	Rams	P	4	26	6.5	9	0	0	0	0.0	0	0	L	7-34
12/08	Steelers	P	1	5	5.0	5	0	0	0	0.0	0	0	L	17-23
12/15	Browns	P	1	17	17.0	17	0	0	0	0.0	0	0	W	38-24
12/22	at Seahawks	P	2	14	7.0	14	0	0	0	0.0	0	0	W	27-13
12/29	at Rams	P	1	24	24.0	24	0	0	0	0.0	0	0	L	24-31
2019 TOTALS			13-1	25	243	9.7	28	1	1	2	2.0	2	0	5-9

2018 GAME-BY-GAME REGULAR SEASON STATISTICS (RAMS/CARDINALS)


RECEIVING								RUSHING							
DATE	OPPONENT	P/S	NO	YDS	AVG	LG	TD	NO	YDS	AVG	LG	TD	W/L	SCORE	
09/10	at Raiders	P	0	0	0.0	0	0	0	0	0.0	0	0	W	33-13	
09/16	Cardinals						INJURED RESERVE							W	34-0
09/23	Chargers						INJURED RESERVE							W	35-23
09/27	Vikings						INJURED RESERVE							W	38-31
10/07	at Seahawks						INJURED RESERVE							W	33-31
10/14	at Broncos						INJURED RESERVE							W	23-20
10/21	at 49ers						INJURED RESERVE							W	39-10
10/28	Packers						INJURED RESERVE							W	29-27
11/04	at Saints						INJURED RESERVE							L	35-45
11/11	Seahawks						INJURED RESERVE							W	36-31
11/19	Chiefs	P	0	0	0.0	0	0	0	0	0.0	0	0	W	54-51	
12/02	at Lions	P	0	0	0.0	0	0	0	0	0.0	0	0	W	30-16	
12/09	at Bears	P	0	0	0.0	0	0	0	0	0.0	0	0	L	6-15	
12/16	Eagles	P	0	0	0.0	0	0	0	0	0.0	0	0	L	23-30	
Went from Rams to Cardinals.															
12/23	Rams	P	0	0	0.0	0	0	0	0	0.0	0	0	L	9-31	
12/30	at Seahawks	P	0	0	0.0	0	0	0	0	0.0	0	0	L	24-27	
2018 TOTALS		7-0	0	0	0.0	0	0	0	0	0.0	0	0	11-5		

2017 GAME-BY-GAME REGULAR SEASON STATISTICS (RAMS)

DATE	OPPONENT	P/S	RECEIVING					RUSHING					W/L	SCORE
			NO	YDS	AVG	LG	TD	NO	YDS	AVG	LG	TD		
09/10	Colts	P	0	0	0.0	0	0	0	0	0.0	0	0	W	46-9
09/17	Washington	P	0	0	0.0	0	0	0	0	0.0	0	0	L	20-27
09/21	at 49ers	P	1	4	4.0	4	0	0	0	0.0	0	0	W	41-39
10/01	at Cowboys	P	0	0	0.0	0	0	0	0	0.0	0	0	W	35-30
10/08	Seahawks	P	2	22	11.0	19	0	0	0	0.0	0	0	L	10-16
10/15	at Jaguars	P	0	0	0.0	0	0	0	0	0.0	0	0	W	27-17
10/22	Cardinals	P	0	0	0.0	0	0	0	0	0.0	0	0	W	33-0
11/05	at Giants	P	1	9	9.0	9	0	0	0	0.0	0	0	W	51-17
11/12	Texans	P	2	12	6.0	6	0	0	0	0.0	0	0	W	33-7
11/19	at Vikings	P	0	0	0.0	0	0	0	0	0.0	0	0	L	7-24
11/26	Saints	P	1	9	9.0	9	0	0	0	0.0	0	0	W	26-20
12/03	at Cardinals	P	1	-3	-3.0	-3	0	1	6	6.0	6	0	W	32-16
12/10	Eagles	P	1	1	1.0	1	0	0	0	0.0	0	0	L	35-43
12/17	at Seahawks	P	0	0	0.0	0	0	0	0	0.0	0	0	W	42-7
12/24	at Titans	P	0	0	0.0	0	0	0	0	0.0	0	0	W	27-23
12/31	49ers	S	2	30	15.0	26	0	0	0	0.0	0	0	L	13-34
2017 TOTALS		16-1	11	84	7.6	26	0	1	6	6.0	6	0	11-5	

2016 GAME-BY-GAME REGULAR SEASON STATISTICS (RAMS)

DATE	OPPONENT	P/S	RECEIVING					RUSHING					TD	W/L	SCORE
			NO	YDS	AVG	LG	TD	NO	YDS	AVG	LG	TD			
09/12	at 49ers							ON INACTIVE LIST					L	0-28	
09/18	Seahawks							ON INACTIVE LIST					W	9-3	
09/25	at Buccaneers							ON INACTIVE LIST					W	37-32	
10/02	at Cardinals							ON INACTIVE LIST					W	17-13	
10/09	Bills	P	0	0	0.0	0	0	0	0	0.0	0	0	L	19-30	
10/16	at Lions							ON INACTIVE LIST					L	28-31	
10/23	Giants							ON INACTIVE LIST					L	10-17	
11/06	Panthers	P	1	3	3.0	3	0	0	0	0.0	0	0	L	10-13	
11/13	at Jets	P	1	6	6.0	6	0	0	0	0.0	0	0	W	9-6	
11/20	Dolphins	P	1	10	10.0	10	0	0	0	0.0	0	0	L	10-14	
11/27	at Saints	P	0	0	0.0	0	0	0	0	0.0	0	0	L	21-49	
12/04	at Patriots	S	1	8	8.0	8	0	0	0	0.0	0	0	L	10-26	
12/11	Falcons	P	3	22	7.3	19	0	0	0	0.0	0	0	L	14-42	
12/15	at Seahawks	S	3	21	7.0	13	0	0	0	0.0	0	0	L	3-24	
12/24	49ers	P	0	0	0.0	0	0	0	0	0.0	0	0	L	21-22	
01/01	Cardinals	S	4	36	9.0	23	0	0	0	0.0	0	0	L	6-44	
2016 TOTALS		10-3	14	106	7.6	23	0	0	0	0.0	0	0	4-12		



DENNIS DALEY
6'6" // 325
SOUTH CAROLINA
COLUMBIA, S.C.

65
G

EXPERIENCE (YEARS)		BIRTHDATE	ACQUIRED
NFL	PANTHERS	8.7.96	D6-19
2	2		

PRO CAREER

- Played in 14 games with nine starts for Carolina in his rookie season in 2019.
- Part of an offensive line that helped Christian McCaffrey become the third player in NFL history with over 1,000 yards rushing and 1,000 yards receiving.

TRANSACTIONS


Drafted in the sixth round (212th overall) in the 2019 NFL Draft by Carolina.

COLLEGE & PERSONAL

Played two seasons at South Carolina after transferring from Georgia Military College...Started 23 of the last 24 games...Played left tackle in 2018 and second half of 2017 after beginning season at guard...Started the first seven games of the 2018 season and was back in the lineup for final five games after an ankle injury...Invited to Senior Bowl at end of 2018 season...Played in 12 games with 11 starts in 2017 for South Carolina...SEC Academic Honor Roll...Transferred from Georgia Military College where he started in 2016 and 2015...Attended Ridge View High School in Columbia, S.C.

DENNIS DALEY'S NFL REGULAR SEASON STATISTICS

DATE	TEAM	GP	GS
2019	Panthers	14	9
NFL TOTALS		14	9



MIKE DAVIS
5'9" // 220
SOUTH CAROLINA
STONE MOUNTAIN, GA.

28
RB

EXPERIENCE (YEARS)		BIRTHDATE	ACQUIRED
NFL	PANTHERS	2.19.93	WV-19 CHI
6	2		

PRO CAREER

- Saw action in five games for Carolina at the end of 2019, rushing for two yards on two attempts.
- Played in 15 games with two starts for Seattle in 2018, running for a career-best 514 yards on 112 carries with four rushing touchdowns...Added 34 catches for 214 yards and one touchdown.
- Had 240 rush yards in six games for Seattle in 2017...Also posted 15 receptions for 131 yards.
- Played two seasons with San Francisco in 2015 and 2016, totaling 108 rush yards.

TRANSACTIONS

Drafted by San Francisco in the fourth round of the 2015 NFL Draft...Placed on injured reserve (11/7/15)...Activated from the injured reserve/designated to return list (1/2/16)...Waived by San Francisco (5/5/17)...Claimed by Seattle (5/8/17)...Waived by Seattle (9/2/17)...Signed to Seattle practice squad (9/3/17)...Signed to Seattle active roster (11/14/17)...Re-signed with Seattle (3/23/18)...Signed as a free agent with Chicago (3/22/19)...Waived by Chicago (11/9/19)...Claimed off waivers by Carolina (11/11/19).

COLLEGE & PERSONAL

Played for three seasons at South Carolina from 2012-14...In 2013, rushed for 1,183 yards with 11 touchdowns and was a second-team All-SEC pick...As a junior in 2014, he rushed for 982 yards and nine touchdowns for the Gamecocks...Attended Stephenson High School in Stone Mountain, Ga.

REGULAR SEASON COMPARISON: RECEIVING - LAS VEGAS RAIDERS

DATE	OPP	W/L	GP/GS	REC	YDS	AVG	TD	LG	TGTS	YAC
10/14/18	SEA @ OAK	W	P	1	5	5.0	0	5	3	6
TOTALS		1/0	1/0	1	5	5.0	0	5	3	6

MIKE DAVIS' NFL REGULAR SEASON RUSHING/RECEIVING STATISTICS

DATE	TEAM	GP	GS	RUSHING					RECEIVING				
				NO.	YDS.	AVG.	LG	TD	NO.	YDS	AVG	LG	TD
2015	49ers	6	0	35	58	1.7	13	0	7	38	5.4	11	0
2016	49ers	8	1	19	50	2.6	8	1	3	25	8.3	10	0
2017	Seahawks	6	6	68	240	3.5	33	0	15	131	8.7	23	0
2018	Seahawks	15	2	112	514	4.6	37	4	34	214	6.3	18	1
2019	Bears	7	1	11	25	2.3	8	0	7	22	3.1	7	0
2019	Panthers	5	0	2	2	1.0	2	0	0	0	0.0	0	0
2019	TOTAL	12	1	13	27	2.1	8	0	7	22	3.1	7	0
NFL TOTALS		47	10	247	889	3.6	37	5	66	430	6.5	23	1

MIKE DAVIS' NFL POSTSEASON RUSHING/RECEIVING STATISTICS

DATE	TEAM	GP	GS	RUSHING					RECEIVING				
				NO.	YDS.	AVG.	LG	TD	NO.	YDS	AVG	LG	TD
2018	Seahawks	1	0	4	10	2.5	3	0	2	22	11.0	13	0
NFL TOTALS		1	0	4	10	2.5	3	0	2	22	11.0	13	0

SINGLE-GAME HIGHS: RUSHING/RECEIVING

Rush Attempts	21 at Arizona Cardinals, Sep 30, 2018
Rushing Yards	101 at Arizona Cardinals, Sep 30, 2018
Longest Runs	37 vs. Los Angeles Rams, Oct 07, 2018
Rushing TDs	2 at Arizona Cardinals, Sep 30, 2018
Receptions	8 at San Francisco 49ers, Dec 16, 2018
Receiving Yards	63 at San Francisco 49ers, Dec 16, 2018
Longest Receptions	23 vs. Philadelphia Eagles, Dec 03, 2017
Receiving TDs	1 at Los Angeles Rams, Nov 11, 2018

All-purpose yards	124 at Arizona Cardinals, Sep 30, 2018
Kickoff Returns	1 vs. Dallas Cowboys, Oct 02, 2016 ...1 more at 1.
Kickoff Return Yards	12 vs. Dallas Cowboys, Oct 02, 2016
Longest Kickoff Return	12 vs. Dallas Cowboys, Oct 02, 2016
Special Teams Tackles	1 vs. Washington Redskins, Dec 01, 2019 ...1 more at 1.
Miscellaneous Tackles	1 vs. New Orleans Saints, Nov 06, 2016 ...1 more at 1.
Most TDs	2 at Arizona Cardinals, Sep 30, 2018

SINGLE-GAME HIGHS - POSTSEASON: RUSHING/RECEIVING

Rush Attempts	4 at Dallas Cowboys, Jan 05, 2019
Rushing Yards	10 at Dallas Cowboys, Jan 05, 2019
Longest Runs	3 at Dallas Cowboys, Jan 05, 2019 ...1 more at 3.
Receptions	2 at Dallas Cowboys, Jan 05, 2019

Receiving Yards	22 at Dallas Cowboys, Jan 05, 2019
Longest Receptions	13 at Dallas Cowboys, Jan 05, 2019
All-purpose yards	9 at Dallas Cowboys, Jan 05, 2019 32 at Dallas Cowboys, Jan 05, 2019

100-YARD RUSHING GAMES (1): REGULAR SEASON

DATE	TEAM	ATT.	YDS.	AVG.	LG	TD
09/30/18	at Cardinals	21	101	4.8	20t	2

2019 GAME-BY-GAME REGULAR SEASON STATISTICS (BEARS/PANTHERS)

DATE	OPPONENT	P/S	RUSHING					RECEIVING					W/L	SCORE
			NO	YDS	AVG	LG	TD	NO	YDS	AVG	LG	TD		
09/05	Packers	S	5	19	3.8	8	0	6	17	2.8	7	0	L	3-10
09/15	at Broncos	P	3	1	0.3	2	0	0	0	0.0	0	0	W	16-14
09/23	at Washington	P	1	2	2.0	2	0	0	0	0.0	0	0	W	31-15
09/29	Vikings		INACTIVE										W	16-6
10/06	at Raiders	P	0	0	0.0	0	0	0	0	0.0	0	0	L	21-24
10/20	Saints	P	0	0	0.0	0	0	0	0	0.0	0	0	L	25-36
10/27	Chargers	P	2	3	1.5	3	0	1	5	5.0	5	0	L	16-17
11/03	at Eagles	P	0	0	0.0	0	0	0	0	0.0	0	0	L	14-22
11/10	Lions		NOT ON ROSTER										W	20-13
			Went from Bears to Panthers.											
11/17	Falcons		INACTIVE										L	3-29
11/24	at Saints		INACTIVE										L	31-34
12/01	Washington	P	0	0	0.0	0	0	0	0	0.0	0	0	L	21-29
12/08	at Falcons	P	0	0	0.0	0	0	0	0	0.0	0	0	L	20-40
12/15	Seahawks	P	0	0	0.0	0	0	0	0	0.0	0	0	L	24-30
12/22	at Colts	P	0	0	0.0	0	0	0	0	0.0	0	0	L	6-38
12/29	Saints	P	2	2	1.0	2	0	0	0	0.0	0	0	L	10-42
2019 TOTALS	12-1		13	27	2.1	8	0	7	22	3.1	7	0	4-12	

2018 GAME-BY-GAME REGULAR SEASON STATISTICS (SEAHAWKS)

DATE	OPPONENT	P/S	RUSHING					RECEIVING					W/L	SCORE
			NO	YDS	AVG	LG	TD	NO	YDS	AVG	LG	TD		
09/09	at Broncos		INACTIVE										L	24-27
09/17	at Bears	P	3	3	1.0	3	0	1	-1	-1.0	-1	0	L	17-24
09/23	Cowboys	P	0	0	0.0	0	0	1	7	7.0	7	0	W	24-13
09/30	at Cardinals	S	21	101	4.8	20t	2	4	23	5.8	16	0	W	20-17
10/07	Rams	P	12	68	5.7	37	1	2	7	3.5	9	0	L	31-33
10/14	at Raiders	P	6	21	3.5	8	0	1	5	5.0	5	0	W	27-3
10/28	at Lions	P	10	33	3.3	6	0	1	2	2.0	2	0	W	28-14
11/04	Chargers	P	15	62	4.1	12	0	7	45	6.4	10	0	L	17-25
11/11	at Rams	S	11	58	5.3	12	0	4	22	5.5	7	1	L	31-36
11/15	Packers	P	4	26	6.5	10	0	2	24	12.0	15	0	W	27-24
11/25	at Panthers	P	4	14	3.5	10	0	0	0	0.0	0	0	W	30-27
12/02	49ers	P	4	10	2.5	7	0	0	0	0.0	0	0	W	43-16
12/10	Vikings	P	3	22	7.3	13	0	1	5	5.0	5	0	W	21-7
12/16	at 49ers	P	5	21	4.2	6	0	8	63	7.9	18	0	L	23-26+
12/23	Chiefs	P	7	31	4.4	10	0	0	0	0.0	0	0	W	38-31
12/30	Cardinals	P	7	44	6.3	17t	1	2	12	6.0	7	0	W	27-24
2018 TOTALS	15-2		112	514	4.6	37	4	34	214	6.3	18	1	10-6	

+ - Overtime

2017 GAME-BY-GAME REGULAR SEASON STATISTICS (SEAHAWKS)

DATE	OPPONENT	P/S	RUSHING					RECEIVING					TD	W/L	SCORE
			NO	YDS	AVG	LG	TD	NO	YDS	AVG	LG	TD			
09/10	at Packers							INACTIVE						L	9-17
09/24	at Titans							INACTIVE						L	27-33
10/01	Colts							INACTIVE						W	46-18
10/22	at Giants							INACTIVE						W	24-7
10/29	Texans							INACTIVE						W	41-38
11/05	Washington							INACTIVE						L	14-17
11/09	at Cardinals							INACTIVE						W	22-16
11/20	Falcons	S	6	18	3.0	13	0	2	41	20.5	21	0	L	31-34	
11/26	at 49ers							INACTIVE						W	24-13
12/03	Eagles	S	16	64	4.0	22	0	4	37	9.3	23	0	W	24-10	
12/10	at Jaguars	S	15	66	4.4	21	0	1	-1	-1.0	-1	0	L	24-30	
12/17	Rams	S	6	19	3.2	11	0	2	20	10.0	11	0	L	7-42	
12/24	at Cowboys	S	15	25	1.7	8	0	4	18	4.5	12	0	W	21-12	
12/31	Cardinals	S	10	48	4.8	33	0	2	16	8.0	9	0	L	24-26	
2017 TOTALS		6-6	68	240	3.5	33	0	15	131	8.7	23	0		7-7	

2016 GAME-BY-GAME REGULAR SEASON STATISTICS (49ERS)


DATE	OPPONENT	P/S	RUSHING					RECEIVING					TD	W/L	SCORE
			NO	YDS	AVG	LG	TD	NO	YDS	AVG	LG	TD			
09/12	Rams	P	3	1	0.3	2	0	0	0	0.0	0	0	W	28-0	
09/18	at Panthers	P	0	0	0.0	0	0	1	10	10.0	10	0	L	27-46	
09/25	at Seahawks	P	0	0	0.0	0	0	0	0	0.0	0	0	L	18-37	
10/02	Cowboys	P	0	0	0.0	0	0	0	0	0.0	0	0	L	17-24	
10/06	Cardinals	P	2	4	2.0	2	0	0	0	0.0	0	0	L	21-33	
10/16	at Bills	P	5	13	2.6	7	0	1	6	6.0	6	0	L	16-45	
10/23	Buccaneers	S	7	21	3.0	8	1	0	0	0.0	0	0	L	17-34	
11/06	Saints	P	2	11	5.5	7	0	1	9	9.0	9	0	L	23-41	
11/13	at Cardinals							INACTIVE						L	20-23
11/20	Patriots							INACTIVE						L	17-30
11/27	at Dolphins							INACTIVE						L	24-31
12/04	at Bears							INACTIVE						L	6-26
12/11	Jets							INACTIVE						L	17-23+
12/18	at Falcons							INACTIVE						L	13-41
12/24	at Rams							INACTIVE						W	22-21
01/01	Seahawks							INACTIVE						L	23-25
2016 TOTALS		8-1	19	50	2.6	8	1	3	25	8.3	10	0		2-14	

+ - Overtime

2015 GAME-BY-GAME REGULAR SEASON STATISTICS (49ERS)

DATE	OPPONENT	P/S	RUSHING					RECEIVING					TD	W/L	SCORE
			NO	YDS	AVG	LG	TD	NO	YDS	AVG	LG	TD			
09/14	Vikings							INACTIVE						W	20-3
09/20	at Steelers	P	7	14	2.0	5	0	2	4	2.0	3	0	L	18-43	
09/27	at Cardinals	P	7	6	0.9	4	0	1	5	5.0	5	0	L	7-47	
10/04	Packers							INACTIVE						L	3-17
10/11	at Giants							INACTIVE						L	27-30
10/18	Ravens	P	1	0	0.0	0	0	0	0	0.0	0	0	W	25-20	
10/22	Seahawks	P	0	0	0.0	0	0	0	0	0.0	0	0	L	3-20	
11/01	at Rams	P	10	4	0.4	5	0	2	14	7.0	11	0	L	6-27	
11/08	Falcons							INJURED RESERVE						W	17-16
11/22	at Seahawks							INJURED RESERVE						L	13-29
11/29	Cardinals							INJURED RESERVE						L	13-19
12/06	at Bears							INJURED RESERVE						W	26-20+
12/13	at Browns							INJURED RESERVE						L	10-24
12/20	Bengals							INJURED RESERVE						L	14-24
12/27	at Lions							INJURED RESERVE						L	17-32
01/03	Rams	P	10	34	3.4	13	0	2	15	7.5	8	0	W	19-16+	
2015 TOTALS		6-0	35	58	1.7	13	0	7	38	5.4	11	0		5-11	

+ - Overtime



CORN ELDER
5'10" // 185
MIAMI (FL)
NASHVILLE, TENN.

29
CB

EXPERIENCE (YEARS)

NFL **PANTHERS**
4 **3**

BIRTHDATE
10.9.94

ACQUIRED
D5-17

PRO CAREER

- Spent first 10 weeks of 2019 season on New York Giants practice squad...Saw action in one game for Carolina in 2019.
- Played in 13 games for Carolina in 2018...Tallied four tackles on defense.
- Did not play in any games during rookie season in 2017...Suffered knee injury during training camp and was placed on injured reserve prior to the start of the regular season.

TRANSACTIONS

Selected in the fifth round (152nd overall) of the NFL Draft by Carolina (4/29/17)...Placed on injured reserve (knee) by Carolina (9/3/17)...Waived by Carolina (8/30/19)...Signed to New York Giants practice squad (9/2/19)...Signed by Carolina (11/12/19).

COLLEGE & PERSONAL

Played in 49 games with 21 starts at Miami (Fla.)...Tallied 158 tackles, 11.5 tackles for loss, six sacks, three interceptions, 27 passes defended, one forced fumble and four fumble recoveries...Averaged 27.8 yards on 12 kickoff returns for 333 yards and one touchdown...Returned 12 punts for 152 yards and one touchdown...First-team All-Atlantic Coast Conference as a senior in 2016 after leading the conference in passes defended with 12...Added 76 tackles, three sacks, one interception, one forced fumble and one fumble recovery...In 2015, as a junior, ranked first on the Hurricanes with 11 passes defended to go along with two interceptions...Scored the game-winning touchdown on the game's final play against Duke, handling three of eight laterals on a kickoff that was returned for a score...Attended The Ensworth School in Nashville, Tenn. Full first name is Cornelius.

CORN ELDER'S NFL REGULAR SEASON DEFENSIVE STATISTICS

		TACKLES										INTERCEPTIONS					O. FUMB			ST			MISC			
DATE	TEAM	GP	GS	TK	S	A	TFL	YDS	SK	YDS	QBH	NO	YDS	LG	TD	PD	FF	FR	YDS	TK	S	A	FF	FR	S	A
2017	Panthers	0	0	0	0	0	0	0	0	0.0	0.0	0	0	0	0	0	0	0	0	0	0	0	0	0	0	0
2018	Panthers	13	0	3	3	0	0	0	0.0	0.0	0	0	0	0	0	0	0	0	0	0	0	0	0	0	0	0
2019	Giants	0	0	0	0	0	0	0	0.0	0.0	0	0	0	0	0	0	0	0	0	0	0	0	0	0	0	0
2019	Panthers	1	0	0	0	0	0	0	0.0	0.0	0	0	0	0	0	0	0	0	0	0	0	0	0	0	0	0
2019	TOTAL	1	0	0	0	0	0	0	0.0	0.0	0	0	0	0	0	0	0	0	0	0	0	0	0	0	0	0
NFL TOTALS		14	0	3	3	0	0	0	0	0.0	0.0	0	0	0	0	0	0	0	0	0	0	0	0	0	0	0

CORN ELDER'S NFL POSTSEASON DEFENSIVE STATISTICS

		TACKLES										INTERCEPTIONS					O. FUMB			ST				MISC		
DATE	TEAM	GP	GS	TK	S	A	TFL	YDS	SK	YDS	QBH	NO	YDS	LG	TD	PD	FF	FR	YDS	TK	S	A	FF	FR	S	A
2017	Panthers	0	0	0	0	0	0	0	0.0	0.0	0	0	0	0	0	0	0	0	0	0	0	0	0	0	0	0
NFL TOTALS		0	0	0	0	0	0	0	0.0	0.0	0	0	0	0	0	0	0	0	0	0	0	0	0	0	0	0

SINGLE-GAME HIGHS: DEFENSIVE

Total Tackles 2 vs. Seattle Seahawks, Nov 25, 2018

2019 GAME-BY-GAME REGULAR SEASON STATISTICS (GIANTS/PANTHERS)

TACKLES										INTERCEPTIONS					O. FUMB			ST			MISC						
DATE	OPPONENT	P/S	TK	S	A	SK	YDS	TFL	YDS	QBH	NO	YDS	LG	TD	PD	FF	FR	YDS	TK	S	A	FF	FR	S	A	W/L	SCORE
09/08	at Cowboys												PRACTICE SQUAD											L	17-35		
09/15	Bills												PRACTICE SQUAD											L	14-28		
09/22	at Buccaneers												PRACTICE SQUAD											W	32-31		
09/29	Washington												PRACTICE SQUAD											W	24-3		
10/06	Vikings												PRACTICE SQUAD											L	10-28		
10/10	at Patriots												PRACTICE SQUAD											L	14-35		
10/20	Cardinals												PRACTICE SQUAD											L	21-27		
10/27	at Lions												PRACTICE SQUAD											L	26-31		
11/04	Cowboys												PRACTICE SQUAD											L	18-37		
11/10	at Jets												PRACTICE SQUAD											L	27-34		
Went from Giants to Panthers .																											
11/17	Falcons	P	0	0	0	0.0	0.0	0	0	0	0	0	0	0	0	0	0	0	0	0	0	0	0	0	0	L	3-29
11/24	at Saints												ON INACTIVE LIST											L	31-34		
12/01	Washington												ON INACTIVE LIST											L	21-29		
12/08	at Falcons												ON INACTIVE LIST											L	20-40		
12/15	Seahawks												ON INACTIVE LIST											L	24-30		
12/22	at Colts												ON INACTIVE LIST											L	6-38		
12/29	Saints												ON INACTIVE LIST											L	10-42		
2019 TOTALS		1-0	0	0	0	0.0	0.0	0	0	0	0	0	0	0	0	0	0	0	0	0	0	0	0	0	0	2-15	

2018 GAME-BY-GAME REGULAR SEASON STATISTICS (PANTHERS)

DATE	OPPONENT	P/S	TACKLES							INTERCEPTIONS				O. FUMB			ST			MISC			SCORE			
			TK	S	A	SK	YDS	TFL	YDS	QBH	NO	YDS	LG	TD	PD	FF	FR	YDS	TK	S	A	FF		FR	S	A
09/09	Cowboys	P	0	0	0	0.0	0.0	0	0	0	0	0	0	0	0	0	0	0	0	0	0	0	0	0	W	16-8
09/16	at Falcons	P	1	1	0	0.0	0.0	0	0	0	0	0	0	0	0	0	0	0	0	0	0	0	0	0	L	24-31
09/23	Bengals	P	0	0	0	0.0	0.0	0	0	0	0	0	0	0	0	0	0	0	0	0	0	0	0	0	W	31-21
10/07	Giants		ON INACTIVE LIST																				W	33-31		
10/14	at Washington		ON INACTIVE LIST																				L	17-23		
10/21	at Eagles		ON INACTIVE LIST																				W	21-17		
10/28	Ravens	P	0	0	0	0.0	0.0	0	0	0	0	0	0	0	0	0	0	0	0	0	0	0	0	W	36-21	
11/04	Buccaneers	P	0	0	0	0.0	0.0	0	0	0	0	0	0	0	0	0	0	0	0	0	0	0	0	W	42-28	
11/08	at Steelers	P	0	0	0	0.0	0.0	0	0	0	0	0	0	0	0	0	0	0	0	0	0	0	0	0	L	21-52
11/18	at Lions	P	0	0	0	0.0	0.0	0	0	0	0	0	0	0	0	0	0	0	0	0	0	0	0	0	L	19-20
11/25	Seahawks	P	2	2	0	0.0	0.0	0	0	0	0	0	0	0	0	0	0	0	0	0	0	0	0	0	L	27-30
12/02	at Buccaneers	P	0	0	0	0.0	0.0	0	0	0	0	0	0	0	0	0	0	0	0	0	0	0	0	0	L	17-24
12/09	at Browns	P	0	0	0	0.0	0.0	0	0	0	0	0	0	0	0	0	0	0	0	0	0	0	0	0	L	20-26
12/17	Saints	P	0	0	0	0.0	0.0	0	0	0	0	0	0	0	0	0	0	0	0	0	0	0	0	0	L	9-12
12/23	Falcons	P	0	0	0	0.0	0.0	0	0	0	0	0	0	0	0	0	0	0	0	0	0	0	0	0	L	10-24
12/30	at Saints	P	0	0	0	0.0	0.0	0	0	0	0	0	0	0	0	0	0	0	0	0	0	0	0	0	W	33-14
2018 TOTALS		13-0	3	3	0	0.0	0.0	0	0	0	0	0	0	0	0	0	0	0	0	0	0	0	0	0	7-9	



T.J. GREEN
6'3" // 215
CLEMSON
SYLACAUGA, ALA.

24
DB

EXPERIENCE (YEARS)		BIRTHDATE	ACQUIRED
NFL	PANTHERS	3.15.95	WV-19 NO
3	2		

PRO CAREER

- ▶ Played one game for New Orleans in Week 15, tallying two tackles, before being waived...Did not play for Carolina.
- ▶ Played in 31 games with Indianapolis in 2016 and 2017...Totaling 85 tackles, including five for loss.

TRANSACTIONS

Drafted by Indianapolis in the second round of the 2016 NFL Draft...Waived/injured by Indianapolis (9/2/18)...Signed as a free agent with Seattle (10/3/18)...Reserve/left squad with Seattle (10/22/18)...Signed as a free agent with New Orleans (7/25/19)...Waived by New Orleans (8/31/19)...Signed to New Orleans practice squad (9/2/19)...Signed to New Orleans active roster (12/16/19)...Waived by New Orleans (12/18/19)...Claimed off waivers by Carolina (12/19/19).

COLLEGE & PERSONAL

Played three seasons at Clemson from 2013-15...Totalled 118 tackles, including 95 in final season...Tallied one interception and two forced fumbles...Went to Sylacauga HS in Sylacauga, Alabama

REGULAR SEASON COMPARISON: DEFENSIVE - LAS VEGAS RAIDERS

										TACKLES				MISC		
DATE	OPP	W/L	GP/GS	TOT	SOLO	ASST	SACK	YDS	INT	TFL	PD	QBH	TD	FF	FR	
12/24/16	IND @ OAK	L	P	4	4	0	0.0	0	0	0	0	0	0	0	0	
TOTALS		0/1	1/0	4	4	0	0.0	0	0	0	0	0	0	0	0	

T.J. GREEN'S NFL REGULAR SEASON DEFENSIVE STATISTICS

		TACKLES										INTERCEPTIONS				O. FUMB			ST				MISC				
DATE	TEAM	GP	GS	TK	S	A	TFL	YDS	SK	YDS	QBH	NO	YDS	LG	TD	PD	FF	FR	YDS	TK	S	A	FF	FR	S	A	
2016	Colts	15	4	43	32	11	0	0	0.0	0.0	3	0	0	0	0	2	0	0	0	0	0	0	0	0	0	0	
2017	Colts	16	7	42	29	13	3	4	0.0	0.0	1	0	0	0	0	1	0	0	0	3	2	1	0	0	0	0	
2018	Seahawks	0	0	0	0	0	0	0	0.0	0.0	0	0	0	0	0	0	0	0	0	0	0	0	0	0	0	0	
2019	Saints	1	0	2	2	0	0	0	0.0	0.0	0	0	0	0	0	0	0	0	0	0	0	0	0	0	0	0	
2019	Panthers	0	0	0	0	0	0	0	0.0	0.0	0	0	0	0	0	0	0	0	0	0	0	0	0	0	0	0	
2019	TOTAL	1	0	2	2	0	0	0	0.0	0.0	0	0	0	0	0	0	0	0	0	0	0	0	0	0	0	0	
NFL TOTALS		32	11	87	63	24	3	4	0.0	0.0	4	0	0	0	0	3	0	0	0	3	2	1	0	0	0	0	0

SINGLE-GAME HIGHS: DEFENSIVE

Total Tackles 7 vs. Denver Broncos, Dec 14, 2017
...1 more at 7.

Passes Defensed 1 at Buffalo Bills, Dec 10, 2017
...2 more at 1.

Tackles For Loss 2 at Jacksonville Jaguars, Dec 03, 2017

Special Teams Tackles 2 vs. Denver Broncos, Dec 14, 2017

2019 GAME-BY-GAME REGULAR SEASON STATISTICS (SAINTS/PANTHERS)

TACKLES										INTERCEPTIONS					O. FUMB			ST			MISC						
DATE	OPPONENT	P/S	TK	S	A	SK	YDS	TFL	YDS	QBH	NO	YDS	LG	TD	PD	FF	FR	YDS	TK	S	A	FF	FR	S	A	W/L	SCORE
09/09	Texans												PRACTICE SQUAD										W	30-28			
09/15	at Rams												PRACTICE SQUAD										L	9-27			
09/22	at Seahawks												PRACTICE SQUAD										W	33-27			
09/29	Cowboys												PRACTICE SQUAD										W	12-10			
10/06	Buccaneers												PRACTICE SQUAD										W	31-24			
10/13	at Jaguars												PRACTICE SQUAD										W	13-6			
10/20	at Bears												PRACTICE SQUAD										W	36-25			
10/27	Cardinals												PRACTICE SQUAD										W	31-9			
11/10	Falcons												PRACTICE SQUAD										L	9-26			
11/17	at Buccaneers												PRACTICE SQUAD										W	34-17			
11/24	Panthers												PRACTICE SQUAD										W	34-31			
11/28	at Falcons												PRACTICE SQUAD										W	26-18			
12/08	49ers												PRACTICE SQUAD										L	46-48			
12/16	Colts	P	2	2	0	0.0	0.0	0	0	0	0	0	0	0	0	0	0	0	0	0	0	0	0	0	0	W	34-7
Went from Saints to Panthers.																											
12/22	at Colts												ON INACTIVE LIST										L	6-38			
12/29	Saints												ON INACTIVE LIST										L	10-42			
2019 TOTALS		1-0	2	2	0	0.0	0.0	0	0	0	0	0	0	0	0	0	0	0	0	0	0	0	0	0	0	11-5	

2017 GAME-BY-GAME REGULAR SEASON STATISTICS (COLTS)


DATE	OPPONENT	P/S	TACKLES							INTERCEPTIONS				O. FUMB			ST			MISC			SCORE			
			TK	S	A	SK	YDS	TFL	YDS	QBH	NO	YDS	LG	TD	PD	FF	FR	YDS	TK	S	A	FF		FR	S	A
09/10	at Rams	S	3	3	0	0.0	0.0	0	0	0	0	0	0	0	0	0	0	0	0	0	0	0	0	0	L	9-46
09/17	Cardinals	P	0	0	0	0.0	0.0	0	0	0	0	0	0	0	0	0	0	0	0	0	0	0	0	0	L	13-16
09/24	Browns	P	0	0	0	0.0	0.0	0	0	0	0	0	0	0	0	0	0	0	0	0	0	0	0	0	W	31-28
10/01	at Seahawks	P	0	0	0	0.0	0.0	0	0	0	0	0	0	0	0	0	0	0	0	0	0	0	0	0	L	18-46
10/08	49ers	P	0	0	0	0.0	0.0	0	0	0	0	0	0	0	0	0	0	0	0	0	0	0	0	0	W	26-23+
10/16	at Titans	P	1	1	0	0.0	0.0	0	0	0	0	0	0	0	0	0	0	0	0	0	0	0	0	0	L	22-36
10/22	Jaguars	P	5	3	2	0.0	0.0	0	0	0	0	0	0	0	0	0	0	0	0	0	0	0	0	0	L	0-27
10/29	at Bengals	S	4	4	0	0.0	0.0	0	0	0	0	0	0	0	0	0	0	0	0	0	0	0	0	0	L	23-24
11/05	at Texans	S	0	0	0	0.0	0.0	0	0	0	0	0	0	0	0	0	0	0	0	0	0	0	0	0	W	20-14
11/12	Steelers	S	2	2	0	0.0	0.0	0	0	0	0	0	0	0	0	0	0	0	0	0	0	0	0	0	L	17-20
11/26	Titans	S	1	0	1	0.0	0.0	0	0	0	0	0	0	0	0	0	0	0	0	0	0	0	0	0	L	16-20
12/03	at Jaguars	P	5	3	2	0.0	0.0	2	3	0	0	0	0	0	0	0	0	0	0	0	0	0	0	0	L	10-30
12/10	at Bills	S	4	4	0	0.0	0.0	0	0	0	0	0	0	0	1	0	0	0	0	0	0	0	0	0	L	7-13+
12/14	Broncos	S	7	3	4	0.0	0.0	1	1	0	0	0	0	0	0	0	0	2	1	1	0	0	0	0	L	13-25
12/23	at Ravens	P	6	5	1	0.0	0.0	0	0	0	0	0	0	0	0	0	0	0	0	0	0	0	0	0	L	16-23
12/31	Texans	P	4	1	3	0.0	0.0	0	0	1	0	0	0	0	0	0	0	1	1	0	0	0	0	0	W	22-13
2017 TOTALS		16-7	42	29	13	0.0	0.0	3	4	1	0	0	0	0	1	0	0	0	3	2	1	0	0	0	0	4-12

+ - Overtime

2016 GAME-BY-GAME REGULAR SEASON STATISTICS (COLTS)

			TACKLES							INTERCEPTIONS					O. FUMB			ST			MISC							
DATE	OPPONENT	P/S	TK	S	A	SK	YDS	TFL	YDS	QBH	NO	YDS	LG	TD	PD	FF	FR	YDS	TK	S	A	FF	FR	S	A	W/L	SCORE	
09/11	Lions	S	3	1	2	0.0	0.0	0	0	0							0	0	0	0	0	0	0	0	0	L	35-39	
09/18	at Broncos		INACTIVE																								L	20-34
09/25	Chargers	P	4	3	1	0.0	0.0	0	0	0	0	0	0	0	0	0	0	0	0	0	0	0	0	0	0	W	26-22	
10/02	at Jaguars	P	1	1	0	0.0	0.0	0	0	0	0	0	0	0	0	0	0	0	0	0	0	0	0	0	0	L	27-30	
10/09	Bears	P	0	0	0	0.0	0.0	0	0	0	0	0	0	0	0	0	0	0	0	0	0	0	0	0	0	W	29-23	
10/16	at Texans	P	4	4	0	0.0	0.0	0	0	0	0	0	0	0	0	0	0	0	0	0	0	0	0	0	0	L	23-26+	
10/23	at Titans	P	1	1	0	0.0	0.0	0	0	0	0	0	0	0	0	0	0	0	0	0	0	0	0	0	0	W	34-26	
10/30	Chiefs	P	4	2	2	0.0	0.0	0	0	1	0	0	0	0	1	0	0	0	0	0	0	0	0	0	0	L	14-30	
11/06	at Packers	S	6	5	1	0.0	0.0	0	0	1	0	0	0	0	0	0	0	0	0	0	0	0	0	0	0	W	31-26	
11/20	Titans	P	1	0	1	0.0	0.0	0	0	0	0	0	0	0	0	0	0	0	0	0	0	0	0	0	0	W	24-17	
11/24	Steelers	P	2	2	0	0.0	0.0	0	0	1	0	0	0	0	0	0	0	0	0	0	0	0	0	0	0	L	7-28	
12/05	at Jets	S	1	1	0	0.0	0.0	0	0	0	0	0	0	0	0	0	0	0	0	0	0	0	0	0	0	W	41-10	
12/11	Texans	P	2	2	0	0.0	0.0	0	0	0	0	0	0	0	1	0	0	0	0	0	0	0	0	0	0	L	17-22	
12/18	at Vikings	P	7	4	3	0.0	0.0	0	0	0	0	0	0	0	0	0	0	0	0	0	0	0	0	0	0	W	34-6	
12/24	at Raiders	P	4	4	0	0.0	0.0	0	0	0	0	0	0	0	0	0	0	0	0	0	0	0	0	0	0	L	25-33	
01/01	Jaguars	S	3	2	1	0.0	0.0	0	0	0	0	0	0	0	0	0	0	0	0	0	0	0	0	0	0	W	24-20	
2016 TOTALS			15-4	43	32	11	0.0	0.0	0	0	3	0	0	0	0	2	0	0	0	0	0	0	0	0	0	0	8-8	

+ - Overtime



WILL GRIER
6'1" // 220
WEST VIRGINIA
CHARLOTTE, N.C.

7
QB

EXPERIENCE (YEARS)		BIRTHDATE	ACQUIRED
NFL	PANTHERS	4.3.95	D3-19
2	2		

PRO CAREER

- Played and started in final two games of 2019 season.
- Completed 28-of-52 passes for 228 pass yards and four interceptions on the year.

TRANSACTIONS

Drafted in the third round (100th overall) of the 2019 NFL Draft by Carolina.

COLLEGE & PERSONAL

Three-year player at West Virginia where he was a Heisman Trophy Finalist and fourth team All-American in 2018...Maxwell Award Finalist, Johnny Unitas Golden Arm Award Top 5 Finalist, Manning Award Finalist...Finished career with 71 touchdown passes and 7,354 career passing yards at West Virginia, ranking second and third in both categories in program history...Posted a 65.7 career completion percentage...Finished 2018 season as the NCAA active leader in passing yards per game (305.6)...ranked fifth in the NCAA in career pass efficiency (165.1)...Threw 37 touchdowns in 2018, second all-time in West Virginia history and second in the nation in passing touchdowns per game...Amassed 3,864 passing yards in 2018, third in West Virginia history and third in the nation in passing yards per game...Completed a career-best 67.0 percent of his passes in 2018...Threw for four or more touchdowns in nine games...In 2017, started 11 games before season ended with a hand injury...All-Big 12 Second Team...Threw for 3,490 yards and 34 passing touchdowns in 2017...Sat out 2016 season due to transfer requirements...Played in six games for Florida in 2015, completing 106-161 passes for 1,204 yards, 10 touchdowns and three interceptions. Attended Davidson Day School outside of Charlotte, N.C...Son of former ECU quarterback Chad Grier who was his coach at Davidson Day School.

WILL GRIER'S NFL REGULAR SEASON PASSING/RUSHING STATISTICS

DATE	TEAM	GP	GS	ATT.	CMP.	PCT.	YDS	PASSING							RUSHING				
								AVG.	TD	INT.	LG	SK	LST	RATE	NO.	YDS.	AVG.	LG	TD
2019	Panthers	2	2	52	28	53.8	228	4.4	0	4	28	6	44	33.2	7	22	3.1	11	0
TOTALS		2	2	52	28	53.8	228	4.4	0	4	28	6	44	33.2	7	22	3.1	11	0


SINGLE-GAME HIGHS: QUARTERBACK

Pass Attempts	44 at Indianapolis Colts, Dec 22, 2019
Pass Completions	27 at Indianapolis Colts, Dec 22, 2019
Yards Passing	224 at Indianapolis Colts, Dec 22, 2019
Long Passes	28 at Indianapolis Colts, Dec 22, 2019
Completion Percentage	61.4 at Indianapolis Colts, Dec 22, 2019

Passer Rating	46 at Indianapolis Colts, Dec 22, 2019
Rush Attempts	4 at Indianapolis Colts, Dec 22, 2019
Rushing Yards	17 at Indianapolis Colts, Dec 22, 2019
Longest Runs	11 at Indianapolis Colts, Dec 22, 2019

2019 GAME-BY-GAME REGULAR SEASON STATISTICS (PANTHERS)

DATE	OPPONENT	P/S	PASSING											RUSHING					W/L	SCORE
			ATT	CMP	YDS	PCT	Y/A	Y/C	TD	INT	LG	SK/YD	RATE	ATT	YDS	LG	TD			
09/08	Rams		ON INACTIVE LIST															L	27-30	
09/12	Buccaneers		ON INACTIVE LIST															L	14-20	
09/22	at Cardinals		DID NOT PLAY (NON-INJURY)															W	38-20	
09/29	at Texans		DID NOT PLAY (NON-INJURY)															W	16-10	
10/06	Jaguars		DID NOT PLAY (NON-INJURY)															W	34-27	
10/13	at Buccaneers		DID NOT PLAY (NON-INJURY)															W	37-26	
10/27	at 49ers		DID NOT PLAY (NON-INJURY)															L	13-51	
11/03	Titans		DID NOT PLAY (NON-INJURY)															W	30-20	
11/10	at Packers		DID NOT PLAY (NON-INJURY)															L	16-24	
11/17	Falcons		DID NOT PLAY (NON-INJURY)															L	3-29	
11/24	at Saints		DID NOT PLAY (NON-INJURY)															L	31-34	
12/01	Washington		DID NOT PLAY (NON-INJURY)															L	21-29	
12/08	at Falcons		DID NOT PLAY (NON-INJURY)															L	20-40	
12/15	Seahawks		DID NOT PLAY (NON-INJURY)															L	24-30	
12/22	at Colts	S	44	27	224	61.4	5.1	8.3	0	3	28	5/37	46.0	4	17	11	0	L	6-38	
12/29	Saints	S	8	1	4	12.5	0.5	4.0	0	1	4	1/7	0.0	3	5	3	0	L	10-42	
2019 TOTALS		2-2	52	28	228	53.8	4.4	8.1	0	4	28	6/44	33.2	7	22	11	0	5-11		



**WOODROW
HAMILTON**
6'3" // 315
MISSISSIPPI
RALEIGH, MISS.

78
DT

EXPERIENCE (YEARS)		BIRTHDATE	ACQUIRED
NFL	PANTHERS	12.20.92	FA-19
2	2		

PRO CAREER

- Signed with Carolina in Week 13 but was inactive for the final five games of the season.
- Signed a reserve/future contract with Carolina following the 2018 season.
- Played in one game for New Orleans in the playoffs, tallying three tackles.
- Played in first career game and started for New England at Cleveland (10/9/16).

TRANSACTIONS

Signed as an undrafted free agent by New England (5/6/16)...Waived by New England (9/3/16)...Signed to New England practice squad (9/4/16)...Signed to New England active roster (10/8/16)...Waived by New England (12/21/16)...Signed to New England practice squad (12/27/16)...Waived/injured by New England (9/2/17)...Signed to New Orleans practice squad (10/10/17)...Signed to New Orleans active roster (1/10/18)...Waived by New Orleans (8/31/18)...Signed to New Orleans practice squad (9/3/18)...Terminated from New Orleans practice squad (9/27/18)...Signed to New York Giants practice squad (12/12/18)...Signed a reserve future contract with Carolina (12/31/18)...Waived by Carolina (8/30/19)...Signed as a free agent by Carolina (11/27/19).

COLLEGE & PERSONAL

Played in 47 games with 25 starts at nose tackle and finished with 83 tackles and three sacks and one pass defended for Mississippi...As a senior, he started all 12 games and totaled 29 tackles and one sack...Attended Raleigh HS in Raleigh, Miss.

WOODROW HAMILTON'S NFL REGULAR SEASON DEFENSIVE STATISTICS

DATE	TEAM	GP	GS	TACKLES								INTERCEPTIONS					O. FUMB			ST			
				TK	S	A	TFL	YDS	SK	YDS	QBH	NO	YDS	LG	TD	PD	FF	FR	YDS	TK	S	A	FF
2016	Patriots	2	1	3	1	2	0	0	0.0	0.0	0	0	0	0	0	0	0	0	0	0	0	0	
2019	Panthers	0	0	0	0	0	0	0	0.0	0.0	0	0	0	0	0	0	0	0	0	0	0	0	
NFL TOTALS		2	1	3	1	2	0	0	0.0	0.0	0	0	0	0	0	0	0	0	0	0	0	0	

WOODROW HAMILTON'S NFL POSTSEASON DEFENSIVE STATISTICS

		TACKLES										INTERCEPTIONS					O. FUMB			ST				
DATE	TEAM	GP	GS	TK	S	A	TFL	YDS	SK	YDS	QBH	NO	YDS	LG	TD	PD	FF	FR	YDS	TK	S	A	FF	FR
2017	Saints	1	0	3	2	1	0	0	0.0	0.0	0	0	0	0	0	0	0	0	0	0	0	0	0	0
NFL TOTALS		1	0	3	2	1	0	0	0.0	0.0	0	0	0	0	0	0	0	0	0	0	0	0	0	0

SINGLE-GAME HIGHS: DEFENSIVE

Total Tackles 2 at Cleveland Browns, Oct 09, 2016

SINGLE-GAME HIGHS - POSTSEASON: DEFENSIVE

Total Tackles 3 at Minnesota Vikings, Jan 14, 2018



MARQUIS HAYNES
6'2" // 235
MISSISSIPPI
JACKSONVILLE, FLA.

98
DE

EXPERIENCE (YEARS)		BIRTHDATE	ACQUIRED
NFL	PANTHERS	12.16.93	D4B-18
3	3		

PRO CAREER

- Saw action in 11 games for Carolina in 2019...Tallied 10 tackles with 1.0 sack and one stop on special teams.
- Played in four games for Carolina in 2018...Totaled one tackle on defense and two special teams tackles on the season.

TRANSACTIONS

Drafted by the Carolina Panthers in the fourth round of the 2018 Draft (136th overall).

COLLEGE & PERSONAL

Played four seasons at Ole Miss becoming modern-era career sacks leader with 32 career sacks...Also holds modern-era career tackles for loss record with 47.5...In 2017, earned All-SEC Second Team accolades and participated in the Senior Bowl...Tallied 45 tackles on the season, including 7.5 sacks which ranked fifth in the SEC...Notched team-best 11.5 tackles for loss with three forced fumbles...In 2016, earned All-SEC Third Team honors...Led team in TFLs (11.0), sacks (7.0) forced fumbles (3) and QB hurries (8)...Finished third on team with 53 tackles...Tied for second in SEC and 15th nationally with three forced fumbles...Earned All-SEC Second Team honors in 2015, winning SEC Defensive Lineman of the Week honors three times...Tied for fourth in the SEC and 19th in the country with 10.0 sacks...In 2014, named to the Freshman All-America First Team by numerous publications...Tied for fourth among all freshman in nation in sacks (7.5), setting an Ole Miss freshman record. Went to University Christian High School in Jacksonville, Fla.

MARQUIS HAYNES' NFL REGULAR SEASON DEFENSIVE STATISTICS

TACKLES													INTERCEPTIONS					O. FUMB			ST			
DATE	TEAM	GP	GS	TK	S	A	TFL	YDS	SK	YDS	QBH	NO	YDS	LG	TD	PD	FF	FR	YDS	TK	S	A	FF	FR
2018	Panthers	4	0	2	1	1	0	0	0.0	0.0	0	0	0	0	0	0	0	0	0	2	0	2	0	0
2019	Panthers	11	0	10	4	6	1	7	1.0	7.0	2	0	0	0	0	0	0	1	15	2	1	1	0	0
NFL TOTALS		15	0	12	5	7	1	7	1.0	7.0	2	0	0	0	0	0	0	1	15	4	1	3	0	0

SINGLE-GAME HIGHS: DEFENSIVE

Total Tackles 4 vs. Tampa Bay Buccaneers, Sep 12, 2019
Sacks 1.0 vs. Tennessee Titans, Nov 03, 2019
Fumble Recoveries 1 vs. Jacksonville Jaguars, Oct 06, 2019


Tackles For Loss 1 vs. Tennessee Titans, Nov 03, 2019
Special Teams Tackles 1 at Atlanta Falcons, Dec 08, 2019
 ...3 more at 1.

2019 GAME-BY-GAME REGULAR SEASON STATISTICS (PANTHERS)

DATE	OPPONENT	P/S	TACKLES								INTERCEPTIONS					O. FUMB			ST				SCORE		
			TK	S	A	SK	YDS	TFL	YDS	QBH	NO	YDS	LG	TD	PD	FF	FR	YDS	TK	S	A	FF		FR	
09/08	Rams	P	0	0	0	0.0	0.0	0	0	0	0	0	0	0	0	0	0	0	0	0	0	0	L	27-30	
09/12	Buccaneers	P	4	1	3	0.0	0.0	0	0	0	0	0	0	0	0	0	0	0	0	0	0	0	L	14-20	
09/22	at Cardinals	P	2	2	0	0.0	0.0	0	0	0	0	0	0	0	0	0	0	0	0	0	0	0	W	38-20	
09/29	at Texans	P	0	0	0	0.0	0.0	0	0	0	0	0	0	0	0	0	0	0	0	0	0	0	W	16-10	
10/06	Jaguars	P	1	0	1	0.0	0.0	0	0	0	0	0	0	0	0	1	15	0	0	0	0	0	W	34-27	
10/13	at Buccaneers	P	0	0	0	0.0	0.0	0	0	0	0	0	0	0	0	0	0	1	1	0	0	0	W	37-26	
10/27	at 49ers	P	1	0	1	0.0	0.0	0	0	1	0	0	0	0	0	0	0	0	0	0	0	0	L	13-51	
11/03	Titans	P	1	1	0	1.0	7.0	1	7	1	0	0	0	0	0	0	0	0	0	0	0	0	W	30-20	
11/10	at Packers	P	0	0	0	0.0	0.0	0	0	0	0	0	0	0	0	0	0	0	0	0	0	0	L	16-24	
11/17	Falcons	P	0	0	0	0.0	0.0	0	0	0	0	0	0	0	0	0	0	0	0	0	0	0	L	3-29	
11/24	at Saints		ON INACTIVE LIST																					L	31-34
12/01	Washington		ON INACTIVE LIST																					L	21-29
12/08	at Falcons	P	1	0	1	0.0	0.0	0	0	0	0	0	0	0	0	0	0	1	0	1	0	0	L	20-40	
12/15	Seahawks		ON INACTIVE LIST																					L	24-30
12/22	at Colts		ON INACTIVE LIST																					L	6-38
12/29	Saints		ON INACTIVE LIST																					L	10-42
2019 TOTALS		11-0	10	4	6	1.0	7.0	1	7	2	0	0	0	0	0	0	1	15	2	1	1	0	0	5-11	

2018 GAME-BY-GAME REGULAR SEASON STATISTICS (PANTHERS)

DATE	OPPONENT	P/S	TACKLES							INTERCEPTIONS					O. FUMB			ST				W/L	SCORE	
			TK	S	A	SK	YDS	TFL	YDS	QBH	NO	YDS	LG	TD	PD	FF	FR	YDS	TK	S	A			FF
09/09	Cowboys		ON INACTIVE LIST																				W	16-8
09/16	at Falcons	P	0	0	0	0.0	0.0	0	0	0	0	0	0	0	0	0	0	1	0	1	0	0	L	24-31
09/23	Bengals		ON INACTIVE LIST																				W	31-21
10/07	Giants		ON INACTIVE LIST																				W	33-31
10/14	at Washington		ON INACTIVE LIST																				L	17-23
10/21	at Eagles		ON INACTIVE LIST																				W	21-17
10/28	Ravens		ON INACTIVE LIST																				W	36-21
11/04	Buccaneers		ON INACTIVE LIST																				W	42-28
11/08	at Steelers		ON INACTIVE LIST																				L	21-52
11/18	at Lions	P	1	1	0	0.0	0.0	0	0	0	0	0	0	0	0	0	0	0	0	0	0	L	19-20	
11/25	Seahawks	P	0	0	0	0.0	0.0	0	0	0	0	0	0	0	0	0	0	0	0	0	0	L	27-30	
12/02	at Buccaneers		ON INACTIVE LIST																				L	17-24
12/09	at Browns		ON INACTIVE LIST																				L	20-26
12/17	Saints		ON INACTIVE LIST																				L	9-12
12/23	Falcons		ON INACTIVE LIST																				L	10-24
12/30	at Saints	P	1	0	1	0.0	0.0	0	0	0	0	0	0	0	0	0	0	1	0	1	0	0	W	33-14
2018 TOTALS		4-0	2	1	1	0.0	0.0	0	0	0	0	0	0	0	0	0	0	2	0	2	0	0	7-9	



**BRUCE
HECTOR**
6'2" // 296
SOUTH FLORIDA
TAMPA, FL

77
DT

EXPERIENCE (YEARS)		BIRTHDATE	ACQUIRED
NFL	PANTHERS	10.7.94	WV-20 PHI
2	1		

PRO CAREER

🏈 Played in total 11 games for the Eagles in 2018 and 2019, tallying two tackles and a half-sack in 2018.

TRANSACTIONS

Signed as an undrafted free agent with Philadelphia in May 2018...Waived by Philadelphia (10/2/18)...Signed to Philadelphia practice squad (10/4/18)...Signed to Philadelphia active roster (10/19/18)...Waived by Philadelphia (10/30/18)...Signed to Philadelphia practice squad (11/2/18)...Signed to Philadelphia active roster (12/8/18)...Traded to Arizona (8/22/19)...Waived by Arizona (8/31/19)...Signed to Philadelphia practice squad (9/1/19)...Signed to Philadelphia active roster (10/25/19)...Waived by Philadelphia (10/28/19)...Signed to Philadelphia practice squad (10/29/19)...Signed to Philadelphia active roster (12/18/19)...Waived by Philadelphia (8/7/20)...Claimed off waivers by Carolina (8/9/20).

COLLEGE & PERSONAL

Played collegiately at USF, where he finished his career tied for the 4th-most sacks (18.0) in Bulls history...Earned All-AAC honors after recording a career-high 7.0 sacks as a senior in 2017...Attended Robinson High School in Tampa, Fla.

BRUCE HECTOR'S NFL REGULAR SEASON DEFENSIVE STATISTICS

		TACKLES										INTERCEPTIONS					O. FUMB			ST				MISC		
DATE	TEAM	GP	GS	TK	S	A	TFL	YDS	SK	YDS	QBH	NO	YDS	LG	TD	PD	FF	FR	YDS	TK	S	A	FF	FR	S	A
2018	Eagles	8	0	2	0	2	0	0	0.5	5.5	1	0	0	0	0	0	0	0	0	0	0	0	0	0	0	0
2019	Eagles	3	1	0	0	0	0	0	0.0	0.0	1	0	0	0	0	0	0	0	0	0	0	0	0	0	0	0
NFL TOTALS		11	1	2	0	2	0	0	0.5	5.5	2	0	0	0	0	0	0	0	0	0	0	0	0	0	0	0


BRUCE HECTOR'S NFL POSTSEASON DEFENSIVE STATISTICS

		TACKLES										INTERCEPTIONS					O. FUMB			ST				MISC		
DATE	TEAM	GP	GS	TK	S	A	TFL	YDS	SK	YDS	QBH	NO	YDS	LG	TD	PD	FF	FR	YDS	TK	S	A	FF	FR	S	A
2018	Eagles	0	0	0	0	0	0	0	0.0	0.0	0	0	0	0	0	0	0	0	0	0	0	0	0	0	0	0
2019	Eagles	1	0	0	0	0	0	0	0.0	0.0	0	0	0	0	0	0	0	0	0	0	0	0	0	0	0	0
NFL TOTALS		1	0	0	0	0	0	0	0.0	0.0	0	0	0	0	0	0	0	0	0	0	0	0	0	0	0	0

SINGLE-GAME HIGHS: DEFENSIVE

Total Tackles 1 at Los Angeles Rams, Dec 16, 2018
...1 more at 1.

Sacks 0.5 vs. Carolina Panthers, Oct 21, 2018



TEMARRICK HEMINGWAY

6'5" // 245

SOUTH CAROLINA STATE
LITTLE RIVER, S.C.

84

TE

EXPERIENCE (YEARS)		BIRTHDATE	ACQUIRED
NFL	PANTHERS	7.30.93	WV-19 DEN
3	2		

PRO CAREER

- Spent the 2019 season on Carolina's practice squad.
- Played in five games for Denver in 2018...Did not record any offensive statistics.
- Played in eight games for the Los Angeles Rams in 2016...Did not record any offensive statistics.

TRANSACTIONS


Drafted in the sixth round (177th overall) with the Los Angeles Rams (4/30/16)...Placed on injured reserve with the Rams (9/2/17)...Waived by the Rams (9/1/18)...Signed to Los Angeles practice squad (9/2/18)...Terminated from Los Angeles practice squad (9/18/18)...Signed to Denver practice squad (10/2/18)...Signed to Denver active roster from practice squad (11/27/18)...Waived by Denver (5/13/19)...Claimed off waivers by Carolina (5/14/19)...Waived by Carolina (8/31/19)...Signed to Carolina practice squad (9/1/19)...Signed a reserve future contract with Carolina (12/30/19).

COLLEGE & PERSONAL

Played four seasons at South Carolina State...Totalled 93 career receptions for 1,056 receiving yards and seven touchdowns...Earned All-MEAC honors as a senior in 2015 when he had 38 receptions for 418 yards...Attended North Myrtle Beach School and hails from Loris, S.C.

TEMARRICK HEMINGWAY'S NFL REGULAR SEASON RUSHING/RECEIVING STATISTICS

DATE	TEAM	GP	GS	RECEIVING					RUSHING				
				NO.	YDS	AVG	LG	TD	NO.	YDS.	AVG.	LG	TD
2016	Rams	8	0	0	0	0.0	0	0	0	0	0.0	0	0
2017	Rams	0	0	0	0	0.0	0	0	0	0	0.0	0	0
2018	Rams	0	0	0	0	0.0	0	0	0	0	0.0	0	0
2018	Broncos	5	0	0	0	0.0	0	0	0	0	0.0	0	0
2018	TOTAL	5	0	0	0	0.0	0	0	0	0	0.0	0	0
2019	Panthers	0	0	0	0	0.0	0	0	0	0	0.0	0	0
NFL TOTALS		13	0	0	0	0.0	0	0	0	0	0.0	0	0



DONTÉ JACKSON
5'10" // 180
LOUISIANA STATE
METARIE, LA.

26
CB

EXPERIENCE (YEARS)		BIRTHDATE	ACQUIRED
NFL	PANTHERS	11.8.95	D2-18
3	3		

NFL RANKINGS

- Totaled seven interceptions over his first two seasons, tied for second-most among NFL cornerbacks in 2018-19.

FRANCHISE RANKINGS

- His seven interceptions over his first two career season tied Ricky Manning for second-most in franchise history behind Chris Gamble (13).
- Became first player in franchise history to return a two-point conversion attempt for a defensive score, intercepting New Orleans' Drew Brees in Week 15 (12/17/18) and returning it 98 yards.

PRO CAREER

- Played in 13 games with 10 starts for Carolina in 2019...Tallied 40 tackles while tying for the team lead with three interceptions...Notched eight pass deflections.
- Started all 16 games for Carolina in 2018...Tallied 75 tackles, one sack, one forced fumble, seven passes defended and four interceptions, tying for seventh in the NFL in interceptions and first among rookies.
- Secured a career-high two interceptions against Cincinnati in Week 3 (9/23/18), including one late in the fourth quarter that sealed the team's victory.

TRANSACTIONS

Drafted by the Carolina Panthers in the second round of the 2018 Draft (55th overall).

COLLEGE & PERSONAL

Played in 37 games with 24 starts in the secondary for the Tigers...For career, compiled 116 tackles, 4.0 tackles for loss, and four interceptions...Added 22 pass breakups and a sack...Named All-America Second Team by Sporting News in 2017...All-SEC Second Team in 2017...In 2017, finished with 51 tackles, 3.5 tackles for loss, a sack and an interception...Ranked second on team in pass breakups with 10...Recorded a career-best nine tackles in road win over Florida...In his sophomore season of 2016, he played in 12 games with 11 starts...Recorded the second-most pass breakups with eight on the season...Also had 39 tackles...Returned seven kickoffs during the season, including a long of 40 against Jacksonville State...Also totaled two interceptions and a forced fumble.

Competed on LSU's track teams as one of the NCAA's top sprinters during the 2017 track season...An SEC finalist in the 60 meters indoors and 100 meters outdoors at the SEC Championships...Owns a personal best of 6.63 in the 60-meter dash from the 2016 season to rank No. 4 on LSU's all-time indoor performance list in the event.

DONTÉ JACKSON'S NFL REGULAR SEASON DEFENSIVE STATISTICS

				TACKLES								INTERCEPTIONS					O. FUMB			ST				
DATE	TEAM	GP	GS	TK	S	A	TFL	YDS	SK	YDS	QBH	NO	YDS	LG	TD	PD	FF	FR	YDS	TK	S	A	FF	FR
2018	Panthers	16	16	73	62	11	4	15	1.0	8.0	1	4	0	0	0	9	1	0	0	1	1	0	0	0
2019	Panthers	13	10	40	32	8	1	2	0.0	0.0	0	3	25	25	0	8	0	1	0	0	0	0	0	1
NFL TOTALS		29	26	113	94	19	5	17	1.0	8.0	1	7	25	25	0	17	1	1	0	1	1	0	0	1

SINGLE-GAME HIGHS: DEFENSIVE

Total Tackles	10 at Cleveland Browns, Dec 09, 2018
Sacks	1.0 vs. Baltimore Ravens, Oct 28, 2018
Passes Defended	3 at Green Bay Packers, Nov 10, 2019
Forced Fumbles	1 at Atlanta Falcons, Sep 16, 2018
Fumble Recoveries	1 vs. Tennessee Titans, Nov 03, 2019

Tackles For Loss	2 at Pittsburgh Steelers, Nov 08, 2018
Interceptions	2 at Arizona Cardinals, Sep 22, 2019 ...1 more at 2.
Interception Return Yards	25 at Arizona Cardinals, Sep 22, 2019
Special Teams Tackles	1 at Washington Redskins, Oct 14, 2018
Special Teams Fumble Recoveries	1 vs. Tampa Bay Buccaneers, Sep 12, 2019

2019 GAME-BY-GAME REGULAR SEASON STATISTICS (PANTHERS)

DATE	OPPONENT	P/S	TACKLES							INTERCEPTIONS				O. FUMB			ST				W/L	SCORE		
			TK	S	A	SK	YDS	TFL	YDS	QBH	NO	YDS	LG	TD	PD	FF	FR	YDS	TK	S			A	FF
09/08	Rams	S	3	3	0	0.0	0.0	0	0	0	0	0	0	1	0	0	0	0	0	0	0	0	L	27-30
09/12	Buccaneers	S	6	4	2	0.0	0.0	0	0	0	0	0	0	0	0	0	0	0	0	0	0	1	L	14-20
09/22	at Cardinals	S	5	5	0	0.0	0.0	1	2	0	2	25	25	0	2	0	0	0	0	0	0	0	W	38-20
09/29	at Texans		INACTIVE																				W	16-10
10/06	Jaguars		INACTIVE																				W	34-27
10/13	at Buccaneers		INACTIVE																				W	37-26
10/27	at 49ers	P	2	2	0	0.0	0.0	0	0	0	0	0	0	0	0	0	0	0	0	0	0	L	13-51	
11/03	Titans	S	1	1	0	0.0	0.0	0	0	0	1	0	0	0	1	0	1	0	0	0	0	0	W	30-20
11/10	at Packers	S	5	5	0	0.0	0.0	0	0	0	0	0	0	0	3	0	0	0	0	0	0	0	L	16-24
11/17	Falcons	S	4	4	0	0.0	0.0	0	0	0	0	0	0	0	0	0	0	0	0	0	0	0	L	3-29
11/24	at Saints	S	3	0	3	0.0	0.0	0	0	0	0	0	0	0	1	0	0	0	0	0	0	0	L	31-34
12/01	Washington	S	2	0	2	0.0	0.0	0	0	0	0	0	0	0	0	0	0	0	0	0	0	0	L	21-29
12/08	at Falcons	S	4	4	0	0.0	0.0	0	0	0	0	0	0	0	0	0	0	0	0	0	0	0	L	20-40
12/15	Seahawks	S	4	3	1	0.0	0.0	0	0	0	0	0	0	0	0	0	0	0	0	0	0	0	L	24-30
12/22	at Colts	P	0	0	0	0.0	0.0	0	0	0	0	0	0	0	0	0	0	0	0	0	0	0	L	6-38
12/29	Saints	P	1	1	0	0.0	0.0	0	0	0	0	0	0	0	0	0	0	0	0	0	0	0	L	10-42
2019 TOTALS		13-10	40	32	8	0.0	0.0	1	2	0	3	25	25	0	8	0	1	0	0	0	0	1	5-11	

2018 GAME-BY-GAME REGULAR SEASON STATISTICS (PANTHERS)

DATE	OPPONENT	P/S	TACKLES							INTERCEPTIONS				O. FUMB			ST				W/L	SCORE		
			TK	S	A	SK	YDS	TFL	YDS	QBH	NO	YDS	LG	TD	PD	FF	FR	YDS	TK	S			A	FF
09/09	Cowboys	S	5	4	1	0.0	0.0	0	0	0	0	0	0	0	0	0	0	0	0	0	0	0	W	16-8
09/16	at Falcons	S	7	7	0	0.0	0.0	0	0	0	1	0	0	0	1	1	0	0	0	0	0	0	L	24-31
09/23	Bengals	S	7	7	0	0.0	0.0	0	0	0	2	0	0	0	2	0	0	0	0	0	0	0	W	31-21
10/07	Giants	S	6	5	1	0.0	0.0	0	0	0	0	0	0	0	0	0	0	0	0	0	0	0	W	33-31
10/14	at Washington	S	2	2	0	0.0	0.0	0	0	0	0	0	0	0	2	0	0	0	1	1	0	0	L	17-23
10/21	at Eagles	S	1	1	0	0.0	0.0	0	0	0	0	0	0	0	0	0	0	0	0	0	0	0	W	21-17
10/28	Ravens	S	3	2	1	1.0	8.0	1	8	1	0	0	0	0	1	0	0	0	0	0	0	0	W	36-21
11/04	Buccaneers	S	5	5	0	0.0	0.0	0	0	0	1	0	0	0	1	0	0	0	0	0	0	0	W	42-28
11/08	at Steelers	S	4	4	0	0.0	0.0	2	4	0	0	0	0	0	0	0	0	0	0	0	0	0	L	21-52
11/18	at Lions	S	1	1	0	0.0	0.0	0	0	0	0	0	0	0	0	0	0	0	0	0	0	0	L	19-20
11/25	Seahawks	S	1	0	1	0.0	0.0	0	0	0	0	0	0	0	0	0	0	0	0	0	0	0	L	27-30
12/02	at Buccaneers	S	6	6	0	0.0	0.0	0	0	0	0	0	0	0	0	0	0	0	0	0	0	0	L	17-24
12/09	at Browns	S	10	8	2	0.0	0.0	0	0	0	0	0	0	0	1	0	0	0	0	0	0	0	L	20-26
12/17	Saints	S	3	2	1	0.0	0.0	1	3	0	0	0	0	0	1	0	0	0	0	0	0	0	L	9-12
12/23	Falcons	S	3	2	1	0.0	0.0	0	0	0	0	0	0	0	0	0	0	0	0	0	0	0	L	10-24
12/30	at Saints	S	9	6	3	0.0	0.0	0	0	0	0	0	0	0	0	0	0	0	0	0	0	0	W	33-14
2018 TOTALS			16-16	73	62	11	1.0	8.0	4	15	1	4	0	0	9	1	0	0	1	1	0	0	7-9	



NATRELL JAMERSON
 5'11" // 200
 WISCONSIN
 CITRA, FLA.

30
DB

EXPERIENCE (YEARS)

NFL	PANTHERS
3	2

BIRTHDATE
12.15.95

ACQUIRED
WV-19 GB

PRO CAREER

- Played in five games with Carolina in 2019, tallying one tackle on defense and two on special teams...Ended season on injured reserve.
- Played in 10 games with Houston and two games with Green Bay in 2018, totaling five tackles.

TRANSACTIONS

Selected by New Orleans in the fifth round (164th overall) of the 2018 NFL Draft...Waived by New Orleans (9/1/18)...Claimed off waivers by Houston (9/2/18)...Waived by Houston (12/4/18)...Claimed off waivers by Green Bay (12/5/18)...Waived by Green Bay (8/31/19)...Claimed off waivers by Carolina (9/1/19)...Placed on injured reserve with Carolina (10/22/19).

COLLEGE & PERSONAL

Played four seasons at Wisconsin, totaling 88 tackles and two interceptions, including one returned for a touchdown...Posted a 98-yard kickoff return for touchdown in sophomore season against Maryland...Earned defensive MVP honors in East-West Shrine Bowl in senior year...Went to Vanguard HS in Ocala, Fla.

NATRELL JAMERSON'S NFL REGULAR SEASON DEFENSIVE STATISTICS

		TACKLES										INTERCEPTIONS					O. FUMB			ST				MISC		
DATE	TEAM	GP	GS	TK	S	A	TFL	YDS	SK	YDS	QBH	NO	YDS	LG	TD	PD	FF	FR	YDS	TK	S	A	FF	FR	S	A
2018	Texans	10	0	5	5	0	0	0	0.0	0.0	0	0	0	0	0	1	0	0	0	2	1	1	0	0	0	0
2018	Packers	2	0	0	0	0	0	0	0	0.0	0.0	0	0	0	0	0	0	0	0	3	2	1	0	0	0	0
2018	TOTAL	12	0	5	5	0	0	0	0.0	0.0	0	0	0	0	0	1	0	0	0	5	3	2	0	0	0	0
2019	Panthers	5	0	1	1	0	0	0	0	0.0	0.0	0	0	0	0	0	0	0	0	2	2	0	0	0	0	0
NFL TOTALS		17	0	6	6	0	0	0	0.0	0.0	0	0	0	0	0	1	0	0	0	7	5	2	0	0	0	0

SINGLE-GAME HIGHS: DEFENSIVE

Total Tackles 3 vs. Miami Dolphins, Oct 25, 2018
Passes Defensed 1 vs. Miami Dolphins, Oct 25, 2018


Special Teams Tackles 3 at New York Jets, Dec 23, 2018


2019 GAME-BY-GAME REGULAR SEASON STATISTICS (PANTHERS)

TACKLES										INTERCEPTIONS					O. FUMB			ST			MISC							
DATE	OPPONENT	P/S	TK	S	A	SK	YDS	TFL	YDS	QBH	NO	YDS	LG	TD	PD	FF	FR	YDS	TK	S	A	FF	FR	S	A	W/L	SCORE	
09/08	Rams	P	0	0	0	0.0	0.0	0	0	0	0	0	0	0	0	0	0	0	1	1	0	0	0	0	0	0	L	27-30
09/12	Buccaneers	P	0	0	0	0.0	0.0	0	0	0	0	0	0	0	0	0	0	0	1	1	0	0	0	0	0	0	L	14-20
09/22	at Cardinals	P	0	0	0	0.0	0.0	0	0	0	0	0	0	0	0	0	0	0	0	0	0	0	0	0	0	0	W	38-20
09/29	at Texans	P	1	1	0	0.0	0.0	0	0	0	0	0	0	0	0	0	0	0	0	0	0	0	0	0	0	0	W	16-10
10/06	Jaguars	P	0	0	0	0.0	0.0	0	0	0	0	0	0	0	0	0	0	0	0	0	0	0	0	0	0	0	W	34-27
10/13	at Buccaneers		INACTIVE																							W	37-26	
10/27	at 49ers		INJURED RESERVE																							L	13-51	
11/03	Titans		INJURED RESERVE																							W	30-20	
11/10	at Packers		INJURED RESERVE																							L	16-24	
11/17	Falcons		INJURED RESERVE																							L	3-29	
11/24	at Saints		INJURED RESERVE																							L	31-34	
12/01	Washington		INJURED RESERVE																							L	21-29	
12/08	at Falcons		INJURED RESERVE																							L	20-40	
12/15	Seahawks		INJURED RESERVE																							L	24-30	
12/22	at Colts		INJURED RESERVE																							L	6-38	
12/29	Saints		INJURED RESERVE																							L	10-42	
2019 TOTALS		5-0	1	1	0	0.0	0.0	0	0	0	0	0	0	0	0	0	0	0	2	2	0	0	0	0	0	0	5-11	

2018 GAME-BY-GAME REGULAR SEASON STATISTICS (TEXANS/PACKERS)

			TACKLES							INTERCEPTIONS					O. FUMB			ST			MISC						
DATE	OPPONENT	P/S	TK	S	A	SK	YDS	TFL	YDS	QBH	NO	YDS	LG	TD	PD	FF	FR	YDS	TK	S	A	FF	FR	S	A	W/L	SCORE
09/09	at Patriots	P	0	0	0	0.0	0.0	0	0	0	0	0	0	0	0	0	0	0	0	0	0	0	0	0	0	L	20-27
09/16	at Titans	P	0	0	0	0.0	0.0	0	0	0	0	0	0	0	0	0	0	0	0	0	0	0	0	0	0	L	17-20
09/23	Giants	P	0	0	0	0.0	0.0	0	0	0	0	0	0	0	0	0	0	0	0	0	0	0	0	0	0	L	22-27
09/30	at Colts	P	0	0	0	0.0	0.0	0	0	0	0	0	0	0	0	0	0	0	0	0	0	0	0	0	0	W	37-34+
10/07	Cowboys	P	0	0	0	0.0	0.0	0	0	0	0	0	0	0	0	0	0	0	0	0	0	0	0	0	0	W	19-16+
10/14	Bills	P	0	0	0	0.0	0.0	0	0	0	0	0	0	0	0	0	0	0	0	0	0	0	0	0	0	W	20-13
10/21	at Jaguars	P	0	0	0	0.0	0.0	0	0	0	0	0	0	0	0	0	0	0	0	0	0	0	0	0	0	W	20-7
10/25	Dolphins	P	3	3	0	0.0	0.0	0	0	0	0	0	0	0	1	0	0	0	1	0	1	0	0	0	0	W	42-23
11/04	at Broncos	P	2	2	0	0.0	0.0	0	0	0	0	0	0	0	0	0	0	0	0	0	0	0	0	0	0	W	19-17
11/18	at Washington	P	0	0	0	0.0	0.0	0	0	0	0	0	0	0	0	0	0	0	1	1	0	0	0	0	0	W	23-21
11/26	Titans		ON INACTIVE LIST																							W	34-17
12/02	Browns		ON INACTIVE LIST																							W	29-13
			Went from Texans to Packers .																								
12/09	Falcons		ON INACTIVE LIST																							W	34-20
12/16	at Bears		ON INACTIVE LIST																							L	17-24
12/23	at Jets	P	0	0	0	0.0	0.0	0	0	0	0	0	0	0	0	0	0	0	3	2	1	0	0	0	0	W	44-38+
12/30	Lions	P	0	0	0	0.0	0.0	0	0	0	0	0	0	0	0	0	0	0	0	0	0	0	0	0	0	L	0-31
2018 TOTALS		12-0	5	5	0	0.0	0.0	0	0	0	0	0	0	0	1	0	0	0	5	3	2	0	0	0	0	0	11-5
+ - Overtime																											




JANSEN
 6'2" // 235
 NOTRE DAME
 PHOENIX, ARIZ.

44
LS

EXPERIENCE (YEARS)		BIRTHDATE	ACQUIRED
NFL	PANTHERS	1.20.86	TR-09 GB
13	12		

FRANCHISE RANKINGS

- 176 regular season games played are the most by a long snapper in franchise history and tied with Thomas Davis for third-most among all-time Panthers.

HONORS

- Pro Bowl (2013)

PRO CAREER

- Played in all 16 regular season games every season for Carolina from 2009-19.
- Tallied nine total special teams tackles from 2009-19.
- Helped Carolina's punting game rank fifth in net punting average (42.4) in 2017, marking a new franchise record for net punt yards...Also ranked fifth in net punting in 2013 (41.6), the second-highest average in franchise history.
- Selected to his first career Pro Bowl in 2013...Successful on all 139 snaps...Helped kicker Graham Gano convert 24-of-27 field goal attempts, including a franchise record six made field goals of 50 yards or more...Contributed to punter Brad Nortman setting team records with a 47.8-yard gross average and 41.6-yard net average.
- Spent the 2008 season on the Green Bay Packers injured reserve with a knee injury suffered during the preseason.

TRANSACTIONS


Signed as an undrafted rookie free agent by Green Bay (5/2/08)...Placed on injured reserve by Green Bay with an injured left knee (8/31/08)...Traded by Green Bay to Carolina in exchange for a 2011 conditional draft choice (4/13/09)...Signed to contract extension by Carolina (2/8/12)...Signed to contract extension by Carolina (2/17/16).

COLLEGE & PERSONAL

Played in 32 games at Notre Dame...Was the Fighting Irish's long snapper...Recorded eight special teams tackles...Served as the long snapper on field goals and punts in all 12 games as a senior in 2007...Worked with two different punters and right-footed and left-footed place-kickers with each having his own holder.

JJ JANSEN'S NFL REGULAR SEASON STATISTICS

DATE	TEAM	GP
2009	Panthers	16
2010	Panthers	16
2011	Panthers	16
2012	Panthers	16
2013	Panthers	16
2014	Panthers	16
2015	Panthers	16
2016	Panthers	16
2017	Panthers	16
2018	Panthers	16
2019	Panthers	16
NFL TOTALS		176



**JALEN
JELKS**
 6'5" // 275
 OREGON
 PHOENIX, ARIZ.

73
DE

EXPERIENCE (YEARS)		BIRTHDATE	ACQUIRED
NFL	PANTHERS	8.3.96	WV-20 DAL
2	1		

PRO CAREER

- Spent 2019 season on injured reserve with Dallas.

TRANSACTIONS


Drafted by Dallas in the seventh round (241st overall) of the 2019 NFL Draft...Placed on injured reserve with Dallas (8/31/19)...Waived by Dallas (8/16/20)...Claimed off waivers by Carolina (8/17/20).

COLLEGE & PERSONAL

Four-year letter winner at Oregon...Finished 2018 senior season with 57 tackles and 3.5 sacks...Earned All-Pac 12 honors in junior season after registering team-high 6.5 sacks and 59 tackles...Attended Desert Vista High School in Phoenix, Ariz.

JALEN JELKS' NFL REGULAR SEASON DEFENSIVE STATISTICS

		TACKLES										INTERCEPTIONS					O. FUMB			ST				MISC		
DATE	TEAM	GP	GS	TK	S	A	TFL	YDS	SK	YDS	QBH	NO	YDS	LG	TD	PD	FF	FR	YDS	TK	S	A	FF	FR	S	A
2019	Cowboys	0	0	0	0	0	0	0	0.0	0.0	0	0	0	0	0	0	0	0	0	0	0	0	0	0	0	0
NFL TOTALS		0	0	0	0	0	0	0	0.0	0.0	0	0	0	0	0	0	0	0	0	0	0	0	0	0	0	0



ZACH KERR
6'2" // 334
DELAWARE
VIRGINIA BEACH, VA.

92
DE

EXPERIENCE (YEARS)

NFL

PANTHERS

7
1

BIRTHDATE

8.29.90

ACQUIRED

UFA-20 ARI

PRO CAREER

- Saw action in 12 games with the Cardinals in 2019, including three starts...Tallied 19 tackles and one pass defended.
- Played in all 16 games with the Broncos in 2018...Totaled a career-high 33 tackles...Added 1.5 sacks and one pass defended.
- Saw action in 11 games with one start for the Broncos in 2017...Tallied 19 tackles, 0.5 sacks and one pass defended.
- Played in 12 games making 4 starts in 2016 with Indianapolis...Recorded 19 tackles, 2.5 sacks and one fumble recovery...Totaled a career-high five solo tackles and one sack at Denver (9/18).
- Participated in 12 games with 4 starts for the Colts in 2015...Notched 29 tackles and one pass defended...Started the final four games of the season.
- Saw action in 12 games with the Colts as a rookie in 2014...Contributed 16 tackles and a career-high three sacks...Added one pass defended and one forced fumble.

TRANSACTIONS

Signed by Indianapolis as an undrafted free agent (5/11/14)...Signed by Denver as a free agent (3/9/17)...Signed with Arizona as a free agent (10/2/19)...Signed with the Panthers as an unrestricted free agent (3/25/20).

COLLEGE & PERSONAL

Kerr played two seasons at the University of Delaware (2012-13) after beginning his collegiate career at the University of Maryland (2009-11)...Started all 22 games played with the Blue Hens after appearing in 25 contests at Maryland...Finished his senior season at Delaware with 57 tackles, 3.5 sacks, four passes defended and two forced fumbles en route to first-team All-Colonial Athletic Association honors...Earned second-team All-CAA honors as a junior after starting all 11 games...Finished his junior season with 27 tackles, one sack, one interception and two fumble recoveries...Recorded 23 tackles in his two seasons at Maryland before sitting out the 2011 season due to NCAA transfer rules. Attended Quince Orchard High School in Gaithersburg, Md., and spent one season at Fork Union (Va.) Military Academy before college...Born on Aug. 29, 1990, in Virginia Beach, Va.

REGULAR SEASON COMPARISON: DEFENSIVE - LAS VEGAS RAIDERS

DATE	OPP	W/L	GP/GS	TOT	SOLO	ASST	SACK	YDS	INT	TFL	TACKLES			MISC		
											PD	QBH	TD	FF	FR	
12/24/16	IND @ OAK	L	P	1	1	0	0.0	0	0	0	0	0	0	0	0	0
11/26/17	DEN @ OAK	L	P	5	5	0	0.0	0	0	2	0	0	0	0	0	0
9/16/18	DEN vs. OAK	W	P	3	1	2	0.0	0	0	0	0	0	0	0	0	0
12/24/18	DEN @ OAK	L	P	2	0	2	0.0	0	0	0	0	0	0	0	0	0
TOTALS		1/3	4/0	11	7	4	0.0	0	0	2	0	0	0	0	0	0

ZACH KERR'S NFL REGULAR SEASON DEFENSIVE STATISTICS

DATE	TEAM	GP	GS	TK	S	TACKLES					INTERCEPTIONS					O. FUMB			ST			
						A	TFL	YDS	SK	YDS	QBH	NO	YDS	LG	TD	PD	FF	FR	YDS	TK	S	A
2014	Colts	12	0	16	11	5	2	6	3.0	6.0	2	0	0	0	0	1	1	0	0	0	0	0
2015	Colts	12	4	29	16	13	2	5	0.0	0.0	3	0	0	0	0	1	0	0	0	0	0	
2016	Colts	12	4	19	11	8	4	17	2.5	15.5	6	0	0	0	0	0	1	0	0	0	0	
2017	Broncos	11	1	19	10	9	2	4	0.5	3.5	2	0	0	0	0	1	0	0	0	0	0	
2018	Broncos	16	0	33	15	18	2	7	1.5	7.0	3	0	0	0	0	1	0	0	0	0	0	
2019	Cardinals	12	3	22	15	7	1	2	0.0	0.0	2	0	0	0	0	1	0	0	0	0	0	
NFL TOTALS		75	12	138	78	60	13	41	7.5	32.0	18	0	0	0	0	5	1	1	0	0	0	0

SINGLE-GAME HIGHS: DEFENSIVE

Total Tackles 5 vs. Los Angeles Rams, Dec 01, 2019
...5 more at 5.
Sacks 1.0 at Arizona Cardinals, Oct 18, 2018
...5 more at 1.0.
Passes Defensed 1 at New York Giants, Oct 20, 2019
...4 more at 1.

Forced Fumbles 1 at New York Giants, Nov 03, 2014
Fumble Recoveries 1 vs. Jacksonville Jaguars, Jan 01, 2017
Tackles For Loss 2 at Oakland Raiders, Nov 26, 2017
...1 more at 2.

2019 GAME-BY-GAME REGULAR SEASON STATISTICS (CARDINALS)

DATE	OPPONENT	P/S	TACKLES								INTERCEPTIONS				O. FUMB			ST				W/L/T	SCORE		
			TK	S	A	SK	YDS	TFL	YDS	QBH	NO	YDS	LG	TD	PD	FF	FR	YDS	TK	S	A			FF	FR
09/08	Lions		NOT ON ROSTER																			T	27-27+		
10/06	at Bengals	P	1	1	0	0.0	0.0	0	0	0	0	0	0	0	0	0	0	0	0	0	0	0	W	26-23	
10/13	Falcons	P	0	0	0	0.0	0.0	0	0	0	0	0	0	0	0	0	0	0	0	0	0	0	W	34-33	
10/20	at Giants	P	0	0	0	0.0	0.0	0	0	0	0	0	0	0	1	0	0	0	0	0	0	0	W	27-21	
10/27	at Saints	P	3	3	0	0.0	0.0	0	0	0	0	0	0	0	0	0	0	0	0	0	0	0	L	9-31	
10/31	49ers	P	2	2	0	0.0	0.0	0	0	1	0	0	0	0	0	0	0	0	0	0	0	0	L	25-28	
11/10	at Buccaneers	P	2	2	0	0.0	0.0	0	0	1	0	0	0	0	0	0	0	0	0	0	0	0	L	27-30	
11/17	at 49ers	S	1	0	1	0.0	0.0	0	0	0	0	0	0	0	0	0	0	0	0	0	0	0	L	26-36	
12/01	Rams	P	5	4	1	0.0	0.0	0	0	0	0	0	0	0	0	0	0	0	0	0	0	0	L	7-34	
12/08	Steelers	S	3	1	2	0.0	0.0	0	0	0	0	0	0	0	0	0	0	0	0	0	0	0	L	17-23	
12/15	Browns	P	0	0	0	0.0	0.0	0	0	0	0	0	0	0	0	0	0	0	0	0	0	0	W	38-24	
12/22	at Seahawks	S	3	1	2	0.0	0.0	1	2	0	0	0	0	0	0	0	0	0	0	0	0	0	W	27-13	
12/29	at Rams	P	2	1	1	0.0	0.0	0	0	0	0	0	0	0	0	0	0	0	0	0	0	0	L	24-31	
2019 TOTALS			12-3	22	15	7	0.0	0.0	1	2	2	0	0	0	0	1	0	0	0	0	0	0	5-7-1		
+ - Overtime																									

2018 GAME-BY-GAME REGULAR SEASON STATISTICS (BRONCOS)

DATE	OPPONENT	P/S	TACKLES										INTERCEPTIONS				O. FUMB			ST				W/L	SCORE
			TK	S	A	SK	YDS	TFL	YDS	QBH	NO	YDS	LG	TD	PD	FF	FR	YDS	TK	S	A	FF	FR		
09/09	Seahawks	P	0	0	0	0.0	0.0	0	0	0	0	0	0	0	0	0	0	0	0	0	0	0	0	W	27-24
09/16	Raiders	P	3	1	2	0.0	0.0	0	0	0	0	0	0	0	0	0	0	0	0	0	0	0	0	W	20-19
09/23	at Ravens	P	2	1	1	0.0	0.0	0	0	0	0	0	0	0	0	0	0	0	0	0	0	0	0	L	14-27
10/01	Chiefs	P	2	1	1	0.5	0.0	0	0	2	0	0	0	0	0	0	0	0	0	0	0	0	0	L	23-27
10/07	at Jets	P	3	1	2	0.0	0.0	0	0	0	0	0	0	0	0	0	0	0	0	0	0	0	0	L	16-34
10/14	Rams	P	3	1	2	0.0	0.0	0	0	0	0	0	0	0	0	0	0	0	0	0	0	0	0	L	20-23
10/18	at Cardinals	P	1	1	0	1.0	7.0	1	7	1	0	0	0	0	0	0	0	0	0	0	0	0	0	W	45-10
10/28	at Chiefs	P	1	1	0	0.0	0.0	0	0	0	0	0	0	0	0	0	0	0	0	0	0	0	0	L	23-30
11/04	Texans	P	4	2	2	0.0	0.0	0	0	0	0	0	0	0	0	0	0	0	0	0	0	0	0	L	17-19
11/18	at Chargers	P	3	3	0	0.0	0.0	1	0	0	0	0	0	0	0	0	0	0	0	0	0	0	0	W	23-22
11/25	Steelers	P	5	1	4	0.0	0.0	0	0	0	0	0	0	0	0	0	0	0	0	0	0	0	0	W	24-17
12/02	at Bengals	P	0	0	0	0.0	0.0	0	0	0	0	0	0	0	0	0	0	0	0	0	0	0	0	W	24-10
12/09	at 49ers	P	2	1	1	0.0	0.0	0	0	0	0	0	0	0	0	0	0	0	0	0	0	0	0	L	14-20
12/15	Browns	P	2	1	1	0.0	0.0	0	0	0	0	0	0	0	1	0	0	0	0	0	0	0	0	L	16-17
12/24	at Raiders	P	2	0	2	0.0	0.0	0	0	0	0	0	0	0	0	0	0	0	0	0	0	0	0	L	14-27
12/30	Chargers	P	0	0	0	0.0	0.0	0	0	0	0	0	0	0	0	0	0	0	0	0	0	0	0	L	9-23
2018 TOTALS			16-0	33	15	18	1.5	7.0	2	7	3	0	0	0	0	1	0	0	0	0	0	0	0	6-10	

2017 GAME-BY-GAME REGULAR SEASON STATISTICS (BRONCOS)

DATE	OPPONENT	P/S	TACKLES										INTERCEPTIONS				O. FUMB			ST				W/L	SCORE
			TK	S	A	SK	YDS	TFL	YDS	QBH	NO	YDS	LG	TD	PD	FF	FR	YDS	TK	S	A	FF	FR		
09/11	Chargers		ON INACTIVE LIST																					W	24-21
09/17	Cowboys		ON INACTIVE LIST																					W	42-17
09/24	at Bills	P	1	0	1	0.0	0.0	0	0	0	0	0	0	0	0	0	0	0	0	0	0	0	0	L	16-26
10/01	Raiders		ON INACTIVE LIST																					W	16-10
10/15	Giants		ON INACTIVE LIST																					L	10-23
10/22	at Chargers	P	0	0	0	0.0	0.0	0	0	0	0	0	0	0	0	0	0	0	0	0	0	0	0	L	0-21
10/30	at Chiefs	P	0	0	0	0.0	0.0	0	0	0	0	0	0	0	0	0	0	0	0	0	0	0	0	L	19-29
11/05	at Eagles	P	0	0	0	0.0	0.0	0	0	0	0	0	0	0	0	0	0	0	0	0	0	0	0	L	23-51
11/12	Patriots	P	3	1	2	0.0	0.0	0	0	0	0	0	0	0	0	0	0	0	0	0	0	0	0	L	16-41
11/19	Bengals	P	0	0	0	0.0	0.0	0	0	0	0	0	0	0	0	0	0	0	0	0	0	0	0	L	17-20
11/26	at Raiders	P	5	5	0	0.0	0.0	2	4	0	0	0	0	0	0	0	0	0	0	0	0	0	0	L	14-21
12/03	at Dolphins	P	3	1	2	0.5	3.5	0	0	1	0	0	0	0	0	0	0	0	0	0	0	0	0	L	9-35
12/10	Jets	S	1	1	0	0.0	0.0	0	0	0	0	0	0	0	1	0	0	0	0	0	0	0	0	W	23-0
12/14	at Colts	P	3	1	2	0.0	0.0	0	0	1	0	0	0	0	0	0	0	0	0	0	0	0	0	W	25-13
12/24	at Washington	P	3	1	2	0.0	0.0	0	0	0	0	0	0	0	0	0	0	0	0	0	0	0	0	L	11-27
12/31	Chiefs		ON INACTIVE LIST																					L	24-27
2017 TOTALS			11-1	19	10	9	0.5	3.5	2	4	2	0	0	0	0	1	0	0	0	0	0	0	0	5-11	

2016 GAME-BY-GAME REGULAR SEASON STATISTICS (COLTS)

DATE	OPPONENT	P/S	TACKLES										INTERCEPTIONS				O. FUMB			ST				W/L	SCORE
			TK	S	A	SK	YDS	TFL	YDS	QBH	NO	YDS	LG	TD	PD	FF	FR	YDS	TK	S	A	FF	FR		
09/11	Lions	P	2	0	2	0.0	0.0	0	0	1	0	0	0	0	0	0	0	0	0	0	0	0	0	L	35-39
09/18	at Broncos	P	5	5	0	1.0	0.0	2	2	2	0	0	0	0	0	0	0	0	0	0	0	0	0	L	20-34
09/25	Chargers	S	1	1	0	0.0	0.0	0	0	0	0	0	0	0	0	0	0	0	0	0	0	0	0	W	26-22
10/02	at Jaguars	S	2	1	1	0.5	1.5	1	1	1	0	0	0	0	0	0	0	0	0	0	0	0	0	L	27-30
10/09	Bears	S	1	1	0	0.0	0.0	0	0	0	0	0	0	0	0	0	0	0	0	0	0	0	0	W	29-23
10/16	at Texans		ON INACTIVE LIST																					L	23-26+
10/23	at Titans		ON INACTIVE LIST																					W	34-26
10/30	Chiefs	P	1	1	0	0.0	0.0	0	0	0	0	0	0	0	0	0	0	0	0	0	0	0	0	L	14-30
11/06	at Packers	P	0	0	0	0.0	0.0	0	0	0	0	0	0	0	0	0	0	0	0	0	0	0	0	W	31-26
11/20	Titans	P	0	0	0	0.0	0.0	0	0	0	0	0	0	0	0	0	0	0	0	0	0	0	0	W	24-17
11/24	Steelers		ON INACTIVE LIST																					L	7-28
12/05	at Jets	P	1	0	1	0.0	0.0	0	0	1	0	0	0	0	0	0	0	0	0	0	0	0	0	W	41-10
12/11	Texans		ON INACTIVE LIST																					L	17-22
12/18	at Vikings	S	2	1	1	1.0	14.0	1	14	1	0	0	0	0	0	0	0	0	0	0	0	0	0	W	34-6
12/24	at Raiders	P	1	1	0	0.0	0.0	0	0	0	0	0	0	0	0	0	0	0	0	0	0	0	0	L	25-33
01/01	Jaguars	P	3	0	3	0.0	0.0	0	0	0	0	0	0	0	0	0	1	0	0	0	0	0	0	W	24-20
2016 TOTALS			12-4	19	11	8	2.5	15.5	4	17	6	0	0	0	0	0	1	0	0	0	0	0	0	8-8	

+ - Overtime

2015 GAME-BY-GAME REGULAR SEASON STATISTICS (COLTS)

DATE	OPPONENT	P/S	TACKLES										INTERCEPTIONS				O. FUMB			ST				W/L	SCORE
			TK	S	A	SK	YDS	TFL	YDS	QBH	NO	YDS	LG	TD	PD	FF	FR	YDS	TK	S	A	FF	FR		
09/13	at Bills	P	3	1	2	0.0	0.0	0	0	0	0	0	0	0	0	0	0	0	0	0	0	0	0	L	14-27
09/21	Jets		ON INACTIVE LIST																					L	7-20
09/27	at Titans	P	2	0	2	0.0	0.0	0	0	0	0	0	0	0	0	0	0	0	0	0	0	0	0	W	35-33
10/04	Jaguars	P	2	1	1	0.0	0.0	0	0	0	0	0	0	0	0	0	0	0	0	0	0	0	0	W	16-13+
10/08	at Texans	P	2	1	1	0.0	0.0	0	0	0	0	0	0	0	0	0	0	0	0	0	0	0	0	W	27-20
10/18	Patriots		ON INACTIVE LIST																					L	27-34
10/25	Saints		ON INACTIVE LIST																					L	21-27
11/02	at Panthers		ON INACTIVE LIST																					L	26-29+
11/08	Broncos	P	1	1	0	0.0	0.0	0	0	1	0	0	0	0	0	0	0	0	0	0	0	0	0	W	27-24
11/22	at Falcons	P	0	0	0	0.0	0.0	0	0	0	0	0	0	0	0	0	0	0	0	0	0	0	0	W	24-21
11/29	Buccaneers	P	0	0	0	0.0	0.0	0	0	0	0	0	0	0	0	0	0	0	0	0	0	0	0	W	25-12
12/06	at Steelers	P	4	3	1	0.0	0.0	1	1	0	0	0	0	0	0	0	0	0	0	0	0	0	0	L	10-45
12/13	at Jaguars	S	2	1	1	0.0	0.0	0	0	1	0	0	0	0	0	0	0	0	0	0	0	0	0	L	16-51
12/20	Texans	S	3	1	2	0.0	0.0	0	0	1	0	0	0	0	0	0	0	0	0	0	0	0	0	L	10-16
12/27	at Dolphins	S	5	4	1	0.0	0.0	1	4	0	0	0	0	0	1	0	0	0	0	0	0	0	0	W	18-12
01/03	Titans	S	5	3	2	0.0	0.0	0	0	0	0	0	0	0	0	0	0	0	0	0	0	0	0	W	30-24
2015 TOTALS			12-4	29	16	13	0.0	0.0	2	5	3	0	0	0	0	1	0	0	0	0	0	0	0	8-8	

+ - Overtime

2014 GAME-BY-GAME REGULAR SEASON STATISTICS (COLTS)

DATE	OPPONENT	P/S	TACKLES								INTERCEPTIONS					O. FUMB			ST					W/L	SCORE
			TK	S	A	SK	YDS	TFL	YDS	QBH	NO	YDS	LG	TD	PD	FF	FR	YDS	TK	S	A	FF	FR		
09/07	at Broncos	P	1	1	0	0.0	0.0	0	0	0	0	0	0	0	0	0	0	0	0	0	0	0	L	24-31	
09/15	Eagles	P	0	0	0	0.0	0.0	0	0	0	0	0	0	0	0	0	0	0	0	0	0	0	L	27-30	
09/21	at Jaguars	P	2	2	0	0.0	0.0	1	2	0	0	0	0	0	0	0	0	0	0	0	0	0	W	44-17	
09/28	Titans	P	2	2	0	1.0	0.0	0	0	1	0	0	0	0	0	0	0	0	0	0	0	0	W	41-17	
10/05	Ravens	P	1	0	1	0.0	0.0	0	0	0	0	0	0	0	0	0	0	0	0	0	0	0	W	20-13	
10/09	at Texans	P	1	1	0	0.0	0.0	0	0	0	0	0	0	0	0	0	0	0	0	0	0	0	W	33-28	
10/19	Bengals	P	1	1	0	1.0	4.0	1	4	1	0	0	0	0	1	0	0	0	0	0	0	0	W	27-0	
10/26	at Steelers	P	1	1	0	0.0	0.0	0	0	0	0	0	0	0	0	0	0	0	0	0	0	0	L	34-51	
11/03	at Giants	P	3	2	1	1.0	2.0	0	0	0	0	0	0	0	0	1	0	0	0	0	0	0	W	40-24	
11/16	Patriots	P	2	0	2	0.0	0.0	0	0	0	0	0	0	0	0	0	0	0	0	0	0	0	L	20-42	
11/23	Jaguars		ON INACTIVE LIST																				W	23-3	
11/30	Washington		ON INACTIVE LIST																				W	49-27	
12/07	at Browns		ON INACTIVE LIST																				W	25-24	
12/14	Texans	P	2	1	1	0.0	0.0	0	0	0	0	0	0	0	0	0	0	0	0	0	0	0	W	17-10	
12/21	at Cowboys	P	0	0	0	0.0	0.0	0	0	0	0	0	0	0	0	0	0	0	0	0	0	0	L	7-42	
12/28	at Titans		ON INACTIVE LIST																				W	27-10	
2014 TOTALS		12-0	16	11	5	3.0	6.0	2	6	2	0	0	0	0	1	1	0	0	0	0	0	0	11-5		



KEITH KIRKWOOD
6'3" // 210
TEMPLE
NEPTUNE, N.J.

19
WR

EXPERIENCE (YEARS)		BIRTHDATE	ACQUIRED
NFL	PANTHERS	12.26.93	FA-20
3	1		

PRO CAREER

- Only played 12 snaps for the Saints in 2019 after suffering a hamstring injury in Week 1 against the Texans.
- Appeared in eight games with one start as a rookie with the Saints in 2018...Posted 13 receptions for 209 yards and two touchdowns...At Dallas, Nov. 29, made first career start and recorded a 30-yard touchdown...In the NFC Divisional Playoff game vs. Philadelphia recorded two catches for eight yards with a touchdown.

TRANSACTIONS

Signed with the Saints as an undrafted free agent (5/7/18)...Waived by the Saints (9/1/18)...Signed to the Saints practice squad (9/2/18)...Signed to the active roster (11/10/18)...Placed on injured reserve (9/17/19)...Signed as a free agent with Carolina (4/1/20).

COLLEGE & PERSONAL

Played in 44 games with 30 starts at Temple and finished his career with 103 receptions for 1,638 yards and 16 touchdowns...In 2017, played in 13 games with 12 starts and recorded 45 receptions for 671 yards and seven touchdowns, as he was a Jason Witten College Man of the Year semifinalist...In 2016, played in 14 games posting 42 receptions for 648 yards and four touchdowns...After transferring to Temple, played in only one game in 2015 due to injury...Played in eight games for Hawaii in 2014, making five starts at after redshirting as a freshman...Earned criminal justice degree.

Attended Neptune (N.J.) HS...Played just one year of organized football as senior...A nominee for the 2013 McDonald's All-America Boys High School Basketball Team and received several Division I scholarship offers...Participates in ACME Truck Line school visits at high schools to promote safe driving...Born on Dec. 26, 1994 in Long Branch, N.J.

KEITH KIRKWOOD'S NFL REGULAR SEASON RUSHING/RECEIVING STATISTICS

DATE	TEAM	GP	GS	RECEIVING					RUSHING				
				NO.	YDS	AVG	LG	TD	NO.	YDS.	AVG.	LG	TD
2018	Saints	8	1	13	209	16.1	42	2	0	0	0.0	0	0
2019	Saints	1	0	0	0	0.0	0	0	0	0	0.0	0	0
NFL TOTALS		9	1	13	209	16.1	42	2	0	0	0.0	0	0

KEITH KIRKWOOD'S NFL POSTSEASON RUSHING/RECEIVING STATISTICS

DATE	TEAM	GP	GS	RECEIVING					RUSHING				
				NO.	YDS	AVG	LG	TD	NO.	YDS.	AVG.	LG	TD
2018	Saints	1	1	2	8	4.0	6	1	0	0	0.0	0	0
2019	Saints	0	0	0	0	0.0	0	0	0	0	0.0	0	0
NFL TOTALS		1	1	2	8	4.0	6	1	0	0	0.0	0	0

SINGLE-GAME HIGHS: RUSHING/RECEIVING

Receptions 3 vs. Philadelphia Eagles, Nov 18, 2018
Receiving Yards 45 at Cincinnati Bengals, Nov 11, 2018
Longest Receptions 42 at Cincinnati Bengals, Nov 11, 2018
Receiving TDs 1 at Dallas Cowboys, Nov 29, 2018
...1 more at 1.

All-purpose yards 45 at Cincinnati Bengals, Nov 11, 2018
Special Teams Tackles 1 at Cincinnati Bengals, Nov 11, 2018
Miscellaneous Tackles 1 vs. Atlanta Falcons, Nov 22, 2018
Most TDs 1 at Dallas Cowboys, Nov 29, 2018
...1 more at 1.

SINGLE-GAME HIGHS - POSTSEASON: RUSHING/RECEIVING

Receptions 2 vs. Philadelphia Eagles, Jan 13, 2019
Receiving Yards 8 vs. Philadelphia Eagles, Jan 13, 2019
Longest Receptions 6 vs. Philadelphia Eagles, Jan 13, 2019
2t vs. Philadelphia Eagles, Jan 13, 2019

Receiving TDs 1 vs. Philadelphia Eagles, Jan 13, 2019
All-purpose yards 8 vs. Philadelphia Eagles, Jan 13, 2019
Most TDs 1 vs. Philadelphia Eagles, Jan 13, 2019

2019 GAME-BY-GAME REGULAR SEASON STATISTICS (SAINTS)

RECEIVING								RUSHING							
DATE	OPPONENT	P/S	NO	YDS	AVG	LG	TD	NO	YDS	AVG	LG	TD	W/L	SCORE	
09/09	Texans	P	0	0	0.0	0	0	0	0	0.0	0	0	W	30-28	
09/15	at Rams		ON INACTIVE LIST										L	9-27	
09/22	at Seahawks		INJURED RESERVE										W	33-27	
09/29	Cowboys		INJURED RESERVE										W	12-10	
10/06	Buccaneers		INJURED RESERVE										W	31-24	
10/13	at Jaguars		INJURED RESERVE										W	13-6	
10/20	at Bears		INJURED RESERVE										W	36-25	
10/27	Cardinals		INJURED RESERVE										W	31-9	
11/10	Falcons		INJURED RESERVE										L	9-26	
11/17	at Buccaneers		INJURED RESERVE										W	34-17	
11/24	Panthers		INJURED RESERVE										W	34-31	
11/28	at Falcons		INJURED RESERVE										W	26-18	
12/08	49ers		INJURED RESERVE										L	46-48	
12/16	Colts		INJURED RESERVE										W	34-7	
12/22	at Titans		INJURED RESERVE										W	38-28	
12/29	at Panthers		INJURED RESERVE										W	42-10	
2019 TOTALS		1-0	0	0	0.0	0	0	0	0	0.0	0	0	13-3		


2018 GAME-BY-GAME REGULAR SEASON STATISTICS (SAINTS)

DATE	OPPONENT	P/S	RECEIVING					RUSHING					W/L	SCORE
			NO	YDS	AVG	LG	TD	NO	YDS	AVG	LG	TD		
09/23	at Falcons		PRACTICE SQUAD										W	43-37+
11/11	at Bengals	P	2	45	22.5	42	0	0	0	0.0	0	0	W	51-14
11/18	Eagles	P	3	33	11.0	19	0	0	0	0.0	0	0	W	48-7
11/22	Falcons	P	1	5	5.0	5t	1	0	0	0.0	0	0	W	31-17
11/29	at Cowboys	S	1	30	30.0	30t	1	0	0	0.0	0	0	L	10-13
12/09	at Buccaneers	P	2	21	10.5	13	0	0	0	0.0	0	0	W	28-14
12/17	at Panthers	P	2	40	20.0	21	0	0	0	0.0	0	0	W	12-9
12/23	Steelers	P	2	35	17.5	23	0	0	0	0.0	0	0	W	31-28
12/30	Panthers	P	0	0	0.0	0	0	0	0	0.0	0	0	L	14-33
2018 TOTALS		8-1	13	209	16.1	42	2	0	0	0.0	0	0	7-2	
+ - Overtime														

2018 GAME-BY-GAME POSTSEASON STATISTICS (SAINTS)

			RECEIVING					RUSHING							
DATE	OPPONENT	P/S	NO	YDS	AVG	LG	TD	NO	YDS	AVG	LG	TD	W/L	SCORE	
01/13	Eagles	S	2	8	4.0	6	1	0	0	0.0	0	0	W	20-14	
01/20	Rams		INACTIVE										L	23-26+	
2018 TOTALS		1-1	2	8	4.0	6	1	0	0	0.0	0	0	1-1		

+ - Overtime



JORDAN KUNASZYK
6'3" // 235
CALIFORNIA
SACRAMENTO, CALIF.

43
LB

EXPERIENCE (YEARS)		BIRTHDATE	ACQUIRED
NFL	PANTHERS	10.15.96	FA-19
2	2		

PRO CAREER

- Played in nine games for Carolina in 2019...Tallied two tackles on defense in season finale vs. New Orleans (12/29/19)...Posted six tackles on special teams, second-most on the team.

TRANSACTIONS

Signed as an undrafted free agent with Carolina (5/10/19).

COLLEGE & PERSONAL

Played for three seasons at California (2016-18) after transferring from American River College...In three seasons at Cal, he played in 34 games with 19 starts and tallied 273 tackles to finish eighth on Cal's all-time tackle list while adding 18.0 tackles for loss, 7.5 sacks, four interceptions, six forced fumbles and two fumble recoveries...In 2018, earned All-America second team honors and All-Pac 12 first team accolades...National semifinalist for Lott IMPACT Trophy...Led the conference and ranked third in the nation with 7.3 solo tackles per game and ninth nationally with 11.4 total tackles per game. Played at Roseville HS in Sacramento, Calif.

JORDAN KUNASZYK'S NFL REGULAR SEASON DEFENSIVE STATISTICS

		TACKLES										INTERCEPTIONS					O. FUMB			ST				MISC		
DATE	TEAM	GP	GS	TK	S	A	TFL	YDS	SK	YDS	QBH	NO	YDS	LG	TD	PD	FF	FR	YDS	TK	S	A	FF	FR	S	A
2019	Panthers	9	0	2	1	1	0	0	0.0	0.0	0	0	0	0	0	0	0	0	0	5	2	3	0	0	0	0
NFL TOTALS		9	0	2	1	1	0	0	0.0	0.0	0	0	0	0	0	0	0	0	0	5	2	3	0	0	0	0


SINGLE-GAME HIGHS: DEFENSIVE

Total Tackles 2 vs. New Orleans Saints, Dec 29, 2019

Special Teams Tackles 2 at Tampa Bay Buccaneers, Oct 13, 2019

2019 GAME-BY-GAME REGULAR SEASON STATISTICS (PANTHERS)

DATE	OPPONENT	P/S	TACKLES							INTERCEPTIONS					O. FUMB			ST			MISC			W/L	SCORE
			TK	S	A	SK	YDS	TFL	YDS	QBH	NO	YDS	LG	TD	PD	FF	FR	YDS	TK	S	A	FF	FR		
09/08	Rams		ON INACTIVE LIST																	L	27-30				
09/12	Buccaneers	P	0	0	0	0.0	0.0	0	0	0	0	0	0	0	0	0	0	0	0	0	0	0	L	14-20	
09/22	at Cardinals	P	0	0	0	0.0	0.0	0	0	0	0	0	0	0	0	0	0	0	0	0	0	0	W	38-20	
09/29	at Texans		ON INACTIVE LIST																	W	16-10				
10/06	Jaguars	P	0	0	0	0.0	0.0	0	0	0	0	0	0	0	0	0	0	0	0	0	0	0	W	34-27	
10/13	at Buccaneers	P	0	0	0	0.0	0.0	0	0	0	0	0	0	0	0	0	0	2	1	1	0	0	0	W	37-26
10/27	at 49ers	P	0	0	0	0.0	0.0	0	0	0	0	0	0	0	0	0	0	1	0	1	0	0	0	L	13-51
11/03	Titans		ON INACTIVE LIST																	W	30-20				
11/10	at Packers		ON INACTIVE LIST																	L	16-24				
11/17	Falcons		ON INACTIVE LIST																	L	3-29				
11/24	at Saints		ON INACTIVE LIST																	L	31-34				
12/01	Washington		ON INACTIVE LIST																	L	21-29				
12/08	at Falcons	P	0	0	0	0.0	0.0	0	0	0	0	0	0	0	0	0	0	1	0	1	0	0	0	L	20-40
12/15	Seahawks	P	0	0	0	0.0	0.0	0	0	0	0	0	0	0	0	0	0	0	0	0	0	0	0	L	24-30
12/22	at Colts	P	0	0	0	0.0	0.0	0	0	0	0	0	0	0	0	0	0	0	0	0	0	0	0	L	6-38
12/29	Saints	P	2	1	1	0.0	0.0	0	0	0	0	0	0	0	0	0	0	1	1	0	0	0	0	L	10-42
2019 TOTALS		9-0	2	1	1	0.0	0.0	0	0	0	0	0	0	0	0	0	0	5	2	3	0	0	0	5-11	



**TYLER
LARSEN**
6'4" // 325
UTAH STATE
SANDY, UTAH

69
C

EXPERIENCE (YEARS)		BIRTHDATE	ACQUIRED
NFL	PANTHERS	7.8.91	FA-16
5	5		

PRO CAREER

- Played in 16 games as a reserve offensive lineman in 2019.
- Played in a career-high 16 games with three starts at for Carolina in 2018...Helped Carolina rank fourth in the NFL in rushing and first in yards per rush, averaging 5.01 yards per attempt.
- Played in 13 games, making 10 starts at center for Carolina in 2017...Helped the Panthers rank fourth in the NFL in rushing, averaging 131.4 yards per game...The Panthers were one of two teams with three or more 200-yard rushing games, and the only team with three players to rush for over 400 yards.
- Played in nine games with five starts for Carolina in 2016.
- Made first career start at Seattle (12/4/16)...Part of an offensive line that allowed zero sacks.
- Made NFL debut at Los Angeles (11/6/16).

TRANSACTIONS

Signed as an undrafted rookie free agent by Miami (5/13/14)...Waived by Miami (8/26/14)...Signed as a free agent by Washington (2/10/15)... Waived by Washington (9/5/15)... Signed as a free agent by Carolina (1/6/16)...Waived by Carolina (10/8/16)...Signed to practice squad by Carolina (10/11/16)...Signed as a free agent from practice squad by Carolina (11/4/16).

COLLEGE & PERSONAL

Four-year letterman at Utah State...Played in 54 games with 52 starts, both school records...Set a school record with 52 consecutive starts, all at center...Three-time all-conference selection, earning first-team All-Mountain West Conference honors as a senior in 2013 and first-team All-Western Athletic Conference recognition as a junior in 2012 and sophomore in 2011...Played in two games as a true freshman in 2009 before suffering a season-ending knee injury and being granted a medical redshirt...Attended Jordan HS in Sandy, Utah...Graduated from Utah State with a degree in interdisciplinary studies emphasizing health and wellness.

TYLER LARSEN'S NFL REGULAR SEASON STATISTICS

DATE	TEAM	GP	GS
2016	Panthers	9	5
2017	Panthers	14	10
2018	Panthers	16	3
2019	Panthers	16	0
NFL TOTALS		55	18

TYLER LARSEN'S NFL POSTSEASON STATISTICS

DATE	TEAM	GP	GS
2017	Panthers	1	0
NFL TOTALS		1	0



TOMMY LEE LEWIS
5'7" // 168
NORTHERN ILLINOIS
WEST PALM BEACH, FLA.

18
WR

EXPERIENCE (YEARS)

NFL
4

PANTHERS
1

BIRTHDATE
10.24.92

ACQUIRED
FA-20

PRO CAREER

- Spent 2019 offseason with Detroit prior to being waived during training camp.
- Played three seasons for New Orleans (2016-18), totaling 20 receptions for 252 yards with two touchdowns...Averaged 9.3 yards per return on 36 punts, and 22 yards per return on 22 kicks.

TRANSACTIONS

Signed as an undrafted free agent with New Orleans (5/9/16)...Placed on injured reserve by New Orleans (9/19/18)...Activated from IR/designated to return by New Orleans (11/21/18)...Signed by Detroit (3/19/19)...Waived by Detroit (8/30/19)...Signed futures contract with New Orleans (1/27/20)...Waived by New Orleans (8/2/20)...Signed by Carolina (8/16/20).

COLLEGE & PERSONAL

Played at Northern Illinois from 2011-15...Totalled 2,258 yards from scrimmage and 14 touchdowns at Northern Illinois...Posted 172 receptions, 1,680 receiving yards and 11 receiving touchdowns...Went to William T. Dwyer High School in Palm Beach Gardens, Fla.

TOMMY LEE LEWIS' NFL REGULAR SEASON RUSHING/RECEIVING STATISTICS

DATE	TEAM	GP	GS	RECEIVING					RUSHING				
				NO.	YDS	AVG	LG	TD	NO.	YDS	AVG	LG	TD
2016	Saints	12	1	7	76	10.9	26	0	3	11	3.7	7	0
2017	Saints	15	0	10	116	11.6	52	1	2	14	7.0	8	0
2018	Saints	7	3	3	60	20.0	28	1	2	10	5.0	6	0
2019	Saints	0	0	0	0	0.0	0	0	0	0	0.0	0	0
NFL TOTALS		34	4	20	252	12.6	52	2	7	35	5.0	8	0

TOMMY LEE LEWIS' NFL REGULAR SEASON RETURN STATISTICS

DATE	TEAM	RET.	KICKOFF RETURNS					PUNT RETURNS				
			YDS.	AVG.	LG	TD	NO.	YDS.	AVG.	LG	TD	TD
2016	Saints	8	152	19.0	26	0	14	8	160	11.4	59	0
2017	Saints	13	307	23.6	39	0	14	10	115	8.2	24	0
2018	Saints	3	69	23.0	26	0	8	6	60	7.5	17	0
2019	Saints	0	0	0.0	0	0	0	0	0	0.0	0	0
NFL TOTALS		24	528	22.0	39	0	36	24	335	9.3	59	0

SINGLE-GAME HIGHS: RUSHING/RECEIVING

Rush Attempts 1 vs. Carolina Panthers, Dec 30, 2018
...6 more at 1.

Rushing Yards 8 at Carolina Panthers, Sep 24, 2017

Longest Runs 8 at Carolina Panthers, Sep 24, 2017

Receptions 3 at Carolina Panthers, Sep 24, 2017
...1 more at 3.

Receiving Yards 52 at Minnesota Vikings, Sep 11, 2017

Longest Receptions 52 at Minnesota Vikings, Sep 11, 2017

Receiving TDs 1 vs. Atlanta Falcons, Nov 22, 2018
...1 more at 1.

All-purpose yards 151 at Atlanta Falcons, Dec 07, 2017

Kickoff Returns 5 at Atlanta Falcons, Dec 07, 2017

Kickoff Return Yards 121 at Atlanta Falcons, Dec 07, 2017

Longest Kickoff Return 39 at Green Bay Packers, Oct 22, 2017

Fair Catches 2 at Carolina Panthers, Dec 17, 2018
...8 more at 2.

Punt Return Yards 63 vs. Carolina Panthers, Oct 16, 2016

Longest Punt Return 59 vs. Carolina Panthers, Oct 16, 2016

Punt Returns 5 vs. New York Jets, Dec 17, 2017

Special Teams Tackles 1 at Arizona Cardinals, Dec 18, 2016

Miscellaneous Tackles 1 vs. New York Jets, Dec 17, 2017

Most TDs 1 vs. Atlanta Falcons, Nov 22, 2018
...1 more at 1.

SINGLE-GAME HIGHS - POSTSEASON: RUSHING/RECEIVING

Rush Attempts 1 vs. Carolina Panthers, Jan 07, 2018
All-purpose yards 13 vs. Carolina Panthers, Jan 07, 2018
Punt Return Yards 17 vs. Carolina Panthers, Jan 07, 2018

Longest Punt Return 11 vs. Carolina Panthers, Jan 07, 2018
Punt Returns 3 vs. Philadelphia Eagles, Jan 13, 2019

2018 GAME-BY-GAME REGULAR SEASON STATISTICS (SAINTS)

DATE	OPPONENT	P/S	RECEIVING					RUSHING					TD	W/L	SCORE
			NO	YDS	AVG	LG	TD	NO	YDS	AVG	LG	TD			
09/09	Buccaneers	P	0	0	0.0	0	0	0	0	0.0	0	0	L	40-48	
09/16	Browns	P	0	0	0.0	0	0	0	0	0.0	0	0	W	21-18	
09/23	at Falcons		INJURED RESERVE – DESIGNATED FOR RETURN										W	43-37+	
09/30	at Giants		INJURED RESERVE – DESIGNATED FOR RETURN										W	33-18	
10/08	Washington		INJURED RESERVE – DESIGNATED FOR RETURN										W	43-19	
10/21	at Ravens		INJURED RESERVE – DESIGNATED FOR RETURN										W	24-23	
10/28	at Vikings		INJURED RESERVE – DESIGNATED FOR RETURN										W	30-20	
11/04	Rams		INJURED RESERVE – DESIGNATED FOR RETURN										W	45-35	
11/11	at Bengals		INJURED RESERVE – DESIGNATED FOR RETURN										W	51-14	
11/18	Eagles		INJURED RESERVE – DESIGNATED FOR RETURN										W	48-7	
11/22	Falcons	S	1	28	28.0	28t	1	0	0	0.0	0	0	W	31-17	
11/29	at Cowboys		INACTIVE										L	10-13	
12/09	at Buccaneers	S	1	20	20.0	20	0	0	0	0.0	0	0	W	28-14	
12/17	at Panthers	P	0	0	0.0	0	0	1	4	4.0	4	0	W	12-9	
12/23	Steelers	P	0	0	0.0	0	0	0	0	0.0	0	0	W	31-28	
12/30	Panthers	S	1	12	12.0	12	0	1	6	6.0	6	0	L	14-33	
2018 TOTALS			7-3	3	60	20.0	28t	1	2	10	5.0	6	0	13-3	

+ - Overtime

2017 GAME-BY-GAME REGULAR SEASON STATISTICS (SAINTS)

DATE	OPPONENT	P/S	RECEIVING					RUSHING					TD	W/L	SCORE
			NO	YDS	AVG	LG	TD	NO	YDS	AVG	LG	TD			
09/11	at Vikings	P	2	52	26.0	52	0	0	0	0.0	0	0	L	19-29	
09/17	Patriots	P	1	16	16.0	16	0	0	0	0.0	0	0	L	20-36	
09/24	at Panthers	P	3	15	5.0	13	0	1	8	8.0	8	0	W	34-13	
10/01	at Dolphins	P	1	1	1.0	1	0	0	0	0.0	0	0	W	20-0	
10/15	Lions		INACTIVE											W	52-38
10/22	at Packers	P	0	0	0.0	0	0	0	0	0.0	0	0	W	26-17	
10/29	Bears	P	0	0	0.0	0	0	0	0	0.0	0	0	W	20-12	
11/05	Buccaneers	P	0	0	0.0	0	0	0	0	0.0	0	0	W	30-10	
11/12	at Bills	P	0	0	0.0	0	0	0	0	0.0	0	0	W	47-10	
11/19	Washington	P	0	0	0.0	0	0	0	0	0.0	0	0	W	34-31+	
11/26	at Rams	P	0	0	0.0	0	0	0	0	0.0	0	0	L	20-26	
12/03	Panthers	P	1	2	2.0	2	0	0	0	0.0	0	0	W	31-21	
12/07	at Falcons	P	2	30	15.0	26t	1	0	0	0.0	0	0	L	17-20	
12/17	Jets	P	0	0	0.0	0	0	1	6	6.0	6	0	W	31-19	
12/24	Falcons	P	0	0	0.0	0	0	0	0	0.0	0	0	W	23-13	
12/31	at Buccaneers	P	0	0	0.0	0	0	0	0	0.0	0	0	L	24-31	
2017 TOTALS			15-0	10	116	11.6	52	1	2	14	7.0	8	0	11-5	

+ - Overtime

2016 GAME-BY-GAME REGULAR SEASON STATISTICS (SAINTS)

DATE	OPPONENT	P/S	RECEIVING					RUSHING					TD	W/L	SCORE
			NO	YDS	AVG	LG	TD	NO	YDS	AVG	LG	TD			
09/11	Raiders		INACTIVE											L	34-35
09/18	at Giants	P	1	-1	-1.0	-1	0	0	0	0.0	0	0		L	13-16
09/26	Falcons	P	3	43	14.3	26	0	1	1	1.0	1	0		L	32-45
10/02	at Chargers	P	1	10	10.0	10	0	1	3	3.0	3	0		W	35-34
10/16	Panthers	P	2	24	12.0	15	0	0	0	0.0	0	0		W	41-38
10/23	at Chiefs	P	0	0	0.0	0	0	0	0	0.0	0	0		L	21-27
10/30	Seahawks	P	0	0	0.0	0	0	0	0	0.0	0	0		W	25-20
11/06	at 49ers		INACTIVE											W	41-23
11/13	Broncos		INACTIVE											L	23-25
11/17	at Panthers		INACTIVE											L	20-23
11/27	Rams	S	0	0	0.0	0	0	1	7	7.0	7	0		W	49-21
12/04	Lions	P	0	0	0.0	0	0	0	0	0.0	0	0		L	13-28
12/11	at Buccaneers	P	0	0	0.0	0	0	0	0	0.0	0	0		L	11-16
12/18	at Cardinals	P	0	0	0.0	0	0	0	0	0.0	0	0		W	48-41
12/24	Buccaneers	P	0	0	0.0	0	0	0	0	0.0	0	0		W	31-24
01/01	at Falcons	P	0	0	0.0	0	0	0	0	0.0	0	0		L	32-38
2016 TOTALS		12-1	7	76	10.9	26	0	3	11	3.7	7	0		7-9	



GREG LITTLE
 6'5" // 310
 MISSISSIPPI
 ALLEN, TEXAS

74
T

EXPERIENCE (YEARS)		BIRTHDATE	ACQUIRED
NFL	PANTHERS	11.4.97	D2-19
2	2		

PRO CAREER

- Played in four games with three starts at left tackle for Carolina in 2019.
- Placed on season-ending injured reserve in December.

TRANSACTIONS

Drafted in the second round (37th overall) of the 2019 NFL Draft by Carolina...Placed on injured reserve (12/14/19).

COLLEGE & PERSONAL

Three-year player at Ole Miss with 29 career starts at left tackle, including all 24 in his sophomore (2017) and junior seasons (2018)...According to Pro Football Focus, Little allowed just 26 total pressures and three sacks in 993 pass-blocking snaps over his final two seasons...In 2018, named second team All-American by numerous outlets and was on the Outland Trophy Watch List...All-SEC First Team...Helped block for an Ole Miss offense that ranked fifth in the country in passing offense (346.4)...Blocking efforts helped rushing offense average 164.9 yards per game...Earned SEC Lineman of the Week against Texas Tech...In 2017, named All-SEC Second Team and was on the PFF College National Team of the Week once...In 2016, earned Freshman All-America honors and Freshman All-SEC first team as he started five games...Helped Ole Miss rank 13th nationally in passing (314.9 ypg) and fewest TFLs allowed (4.67/game)...Attended Allen High School in Allen, Texas, where he blocked for Heisman Trophy winner Kyler Murray and won back-to-back 6A state championships in 2013 and 2014 and a high school national championship in 2014.

GREG LITTLE'S NFL REGULAR SEASON STATISTICS

DATE	TEAM	GP	GS
2019	Panthers	4	3
NFL TOTALS		4	3



CHRIS MANHERTZ

6'6" // 255

CANISIUS
NEW YORK, N.Y.

82

TE

EXPERIENCE (YEARS)		BIRTHDATE	ACQUIRED
NFL	PANTHERS	4.10.92	WV-16 NO
5	4		

PRO CAREER

- Played in 15 games with six starts in 2019, primarily as a blocking tight end...Made one catch for 11 yards...Helped running back Christian McCaffrey rush for 1,387 yards, good for third in the NFL.
- Saw action in 16 games, starting four for Carolina in 2018...tallied two receptions for 52 yards, and one touchdown...His blocking efforts helped the Panthers rank fourth in the NFL with 133.5 rushing yards per game.
- Recorded first NFL touchdown on a career-long 50-yard reception from Christian McCaffrey (12/17/18).
- Saw action in all 16 games in 2017 with four starts before landing on injured reserve prior to the playoffs...Made two receptions for 17 yards, including a career-long 11-yard grab at Chicago (10/22/17).
- Played in four games for Carolina and an additional three games with two starts for New Orleans in 2016.

TRANSACTIONS

Signed as a free agent by Buffalo (12/30/14)...Waived by Buffalo (8/19/15)...Signed as a free agent by New Orleans (8/24/15)...Waived by New Orleans (9/5/15)...Signed to practice squad by New Orleans (9/7/15)...Signed as a free agent by New Orleans (1/5/16)...Waived by New Orleans (10/15/16)...Claimed off waivers by Carolina (10/17/16)...Placed on injured reserve with an ankle injury (1/2/18)...Placed on physically unable to perform list (7/25/18)...Passed physical, cleared to active roster (8/31/18)...Signed two-year contract with Carolina (1/29/19).

COLLEGE & PERSONAL

Played basketball at Canisius...Appeared in 116 games with 94 starts...Averaged 6.5 points and 6.8 rebounds per game...Finished career ranked fourth in school history with 789 rebounds...Led the Golden Griffins in rebounding three consecutive seasons as sophomore (2011-12), junior (2012-13) and senior (2013-14). Attended Cardinal Spellman HS in the Bronx, N.Y...Majored in health and wellness at Canisius.

CHRIS MANHERTZ'S NFL REGULAR SEASON RUSHING/RECEIVING STATISTICS

DATE	TEAM	GP	GS	RECEIVING					RUSHING				
				NO.	YDS	AVG	LG	TD	NO.	YDS.	AVG.	LG	TD
2016	Saints	3	2	0	0	0.0	0	0	0	0	0.0	0	0
2016	Panthers	4	0	1	10	10.0	10	0	0	0	0.0	0	0
2016	TOTAL	7	2	1	10	10.0	10	0	0	0	0.0	0	0
2017	Panthers	16	4	2	17	8.5	11	0	0	0	0.0	0	0
2018	Panthers	16	4	2	52	26.0	50t	1	0	0	0.0	0	0
2019	Panthers	15	6	1	11	11.0	11	0	0	0	0.0	0	0
NFL TOTALS		54	16	6	90	15.0	50t	1	0	0	0.0	0	0

CHRIS MANHERTZ'S NFL POSTSEASON RUSHING/RECEIVING STATISTICS

DATE	TEAM	GP	GS	RECEIVING					RUSHING				
				NO.	YDS	AVG	LG	TD	NO.	YDS.	AVG.	LG	TD
2017	Panthers	0	0	0	0	0.0	0	0	0	0	0.0	0	0
NFL TOTALS		0	0	0	0	0.0	0	0	0	0	0.0	0	0

SINGLE-GAME HIGHS: RUSHING/RECEIVING

Receptions 1 at Atlanta Falcons, Dec 08, 2019
...5 more at 1.

Receiving Yards 50 vs. New Orleans Saints, Dec 17, 2018

Longest Receptions 50t vs. New Orleans Saints, Dec 17, 2018

Receiving TDs 1 vs. New Orleans Saints, Dec 17, 2018

All-purpose yards 50 vs. New Orleans Saints, Dec 17, 2018

Most TDs 1 vs. New Orleans Saints, Dec 17, 2018

2019 GAME-BY-GAME REGULAR SEASON STATISTICS (PANTHERS)

DATE	OPPONENT	P/S	RECEIVING					RUSHING					TD	W/L	SCORE
			NO	YDS	AVG	LG	TD	NO	YDS	AVG	LG	TD			
09/08	Rams	S	0	0	0.0	0	0	0	0	0	0.0	0	0	L	27-30
09/12	Buccaneers	S	0	0	0.0	0	0	0	0	0	0.0	0	0	L	14-20
09/22	at Cardinals	P	0	0	0.0	0	0	0	0	0	0.0	0	0	W	38-20
09/29	at Texans	S	0	0	0.0	0	0	0	0	0	0.0	0	0	W	16-10
10/06	Jaguars		ON INACTIVE LIST										W	34-27	
10/13	at Buccaneers	P	0	0	0.0	0	0	0	0	0	0.0	0	0	W	37-26
10/27	at 49ers	P	0	0	0.0	0	0	0	0	0	0.0	0	0	L	13-51
11/03	Titans	S	0	0	0.0	0	0	0	0	0	0.0	0	0	W	30-20
11/10	at Packers	S	0	0	0.0	0	0	0	0	0	0.0	0	0	L	16-24
11/17	Falcons	P	0	0	0.0	0	0	0	0	0	0.0	0	0	L	3-29
11/24	at Saints	P	0	0	0.0	0	0	0	0	0	0.0	0	0	L	31-34
12/01	Washington	P	0	0	0.0	0	0	0	0	0	0.0	0	0	L	21-29
12/08	at Falcons	P	1	11	11.0	11	0	0	0	0	0.0	0	0	L	20-40
12/15	Seahawks	P	0	0	0.0	0	0	0	0	0	0.0	0	0	L	24-30
12/22	at Colts	P	0	0	0.0	0	0	0	0	0	0.0	0	0	L	6-38
12/29	Saints	S	0	0	0.0	0	0	0	0	0	0.0	0	0	L	10-42
2019 TOTALS		15-6	1	11	11.0	11	0	0	0	0.0	0	0	5-11		

2018 GAME-BY-GAME REGULAR SEASON STATISTICS (PANTHERS)

DATE	OPPONENT	P/S	RECEIVING					RUSHING					W/L	SCORE	
			NO	YDS	AVG	LG	TD	NO	YDS	AVG	LG	TD			
09/09	Cowboys	P	0	0	0.0	0	0	0	0	0.0	0	0	W	16-8	
09/16	at Falcons	P	0	0	0.0	0	0	0	0	0.0	0	0	L	24-31	
09/23	Bengals	P	0	0	0.0	0	0	0	0	0.0	0	0	W	31-21	
10/07	Giants	S	0	0	0.0	0	0	0	0	0.0	0	0	W	33-31	
10/14	at Washington	P	1	2	2.0	2	0	0	0	0.0	0	0	L	17-23	
10/21	at Eagles	P	0	0	0.0	0	0	0	0	0.0	0	0	W	21-17	
10/28	Ravens	P	0	0	0.0	0	0	0	0	0.0	0	0	W	36-21	
11/04	Buccaneers	P	0	0	0.0	0	0	0	0	0.0	0	0	W	42-28	
11/08	at Steelers	S	0	0	0.0	0	0	0	0	0.0	0	0	L	21-52	
11/18	at Lions	P	0	0	0.0	0	0	0	0	0.0	0	0	L	19-20	
11/25	Seahawks	P	0	0	0.0	0	0	0	0	0.0	0	0	L	27-30	
12/02	at Buccaneers	P	0	0	0.0	0	0	0	0	0.0	0	0	L	17-24	
12/09	at Browns	P	0	0	0.0	0	0	0	0	0.0	0	0	L	20-26	
12/17	Saints	P	1	50	50.0	50t	1	0	0	0.0	0	0	L	9-12	
12/23	Falcons	S	0	0	0.0	0	0	0	0	0.0	0	0	L	10-24	
12/30	at Saints	S	0	0	0.0	0	0	0	0	0.0	0	0	W	33-14	
2018 TOTALS			16-4	2	52	26.0	50t	1	0	0	0.0	0	0	7-9	

2017 GAME-BY-GAME REGULAR SEASON STATISTICS (PANTHERS)

DATE	OPPONENT	P/S	RECEIVING					RUSHING					TD	W/L	SCORE
			NO	YDS	AVG	LG	TD	NO	YDS	AVG	LG	TD			
09/10	at 49ers	P	0	0	0.0	0	0	0	0	0.0	0	0	W	23-3	
09/17	Bills	P	0	0	0.0	0	0	0	0	0.0	0	0	W	9-3	
09/24	Saints	P	0	0	0.0	0	0	0	0	0.0	0	0	L	13-34	
10/01	at Patriots	S	0	0	0.0	0	0	0	0	0.0	0	0	W	33-30	
10/08	at Lions	P	0	0	0.0	0	0	0	0	0.0	0	0	W	27-24	
10/12	Eagles	P	0	0	0.0	0	0	0	0	0.0	0	0	L	23-28	
10/22	at Bears	P	1	11	11.0	11	0	0	0	0.0	0	0	L	3-17	
10/29	at Buccaneers	S	0	0	0.0	0	0	0	0	0.0	0	0	W	17-3	
11/05	Falcons	P	0	0	0.0	0	0	0	0	0.0	0	0	W	20-17	
11/13	Dolphins	P	0	0	0.0	0	0	0	0	0.0	0	0	W	45-21	
11/26	at Jets	S	0	0	0.0	0	0	0	0	0.0	0	0	W	35-27	
12/03	at Saints	S	0	0	0.0	0	0	0	0	0.0	0	0	L	21-31	
12/10	Vikings	P	1	6	6.0	6	0	0	0	0.0	0	0	W	31-24	
12/17	Packers	P	0	0	0.0	0	0	0	0	0.0	0	0	W	31-24	
12/24	Buccaneers	P	0	0	0.0	0	0	0	0	0.0	0	0	W	22-19	
12/31	at Falcons	P	0	0	0.0	0	0	0	0	0.0	0	0	L	10-22	
2017 TOTALS			16-4	2	17	8.5	11	0	0	0	0.0	0	0	11-5	

2016 GAME-BY-GAME REGULAR SEASON STATISTICS (SAINTS/PANTHERS)

DATE	OPPONENT	P/S	RECEIVING					RUSHING					W/L	SCORE
			NO	YDS	AVG	LG	TD	NO	YDS	AVG	LG	TD		
09/11	Raiders		ON INACTIVE LIST										L	34-35
09/18	at Giants	S	0	0	0.0	0	0	0	0	0.0	0	0	L	13-16
09/26	Falcons	S	0	0	0.0	0	0	0	0	0.0	0	0	L	32-45
10/02	at Chargers	P	0	0	0.0	0	0	0	0	0.0	0	0	W	35-34
			Went from Saints to Panthers.											
10/16	at Saints		NOT ON ROSTER										L	38-41
10/30	Cardinals		ON INACTIVE LIST										W	30-20
11/06	at Rams		ON INACTIVE LIST										W	13-10
11/13	Chiefs		ON INACTIVE LIST										L	17-20
11/17	Saints	P	0	0	0.0	0	0	0	0	0.0	0	0	W	23-20
11/27	at Raiders	P	0	0	0.0	0	0	0	0	0.0	0	0	L	32-35
12/04	at Seahawks		ON INACTIVE LIST										L	7-40
12/11	Chargers		ON INACTIVE LIST										W	28-16
12/19	at Washington		ON INACTIVE LIST										W	26-15
12/24	Falcons	P	1	10	10.0	10	0	0	0	0.0	0	0	L	16-33
01/01	at Buccaneers	P	0	0	0.0	0	0	0	0	0.0	0	0	L	16-17
2016 TOTALS		7-2	1	10	10.0	10	0	0	0	0.0	0	0	6-9	



**CHRISTIAN
McCAFFREY**
5'11" // 205

STANFORD
HIGHLANDS RANCH, COLO.

22

RB

EXPERIENCE (YEARS)

NFL

PANTHERS

4

4

BIRTHDATE

6.7.96

ACQUIRED

D1-17

NFL RANKINGS

- 116 receptions, most by a running back in NFL history (2019)
- First player in NFL history with 50 rushing and 50 receiving yards in five consecutive games (Weeks 9-13, 2018)
- Third player in NFL history to record 1,000 rushing yards and 1,000 receiving yards in the same season (2019)
- Second player in NFL history with 50 yards rushing, receiving and passing in same game (vs. New Orleans 12/17/18)
- Third player in NFL history with over 1,000 rushing yards and 100 receptions in single season (2018)
- Third player in NFL history with at least 1,500 career rushing and 1,500 career receiving yards in his first two seasons (2017-18)
- First rookie running back in NFL history with at least 70 receptions and five receiving touchdowns (2017)

FRANCHISE RANKINGS

- Holds franchise record for most scrimmage yards by any player in first three seasons as a Panther (5,443)
- Has most career receiving yards (2,523), receptions (303), receiving touchdowns (15), and receiving first downs (135) by a running back in franchise history
- 2,392 scrimmage yards (2019), most by any player in one season
- 116 receptions (2019), most by any player
- 1,005 receiving yards (2019), most by a running back
- 6 receiving touchdowns (2018), most by a running back
- 41 receiving first downs (2018), most by a running back
- Holds rookie single-season records from 2017 for most receptions (80), scrimmage yards (1,086), yards after catch (593) and first downs (57) by any player
- 15 receptions at Indianapolis (12/22/19), most by any player in a game in franchise history
- 121 receiving yards vs. Atlanta (11/17/19), the most by a running back in a game
- 237 scrimmage yards vs. Jacksonville (10/6/19), the most by any player in a game
- First player in franchise history with 100 rushing and 100 receiving yards in same game in franchise history (vs. Seattle, 11/25/18)
- First non-quarterback with a touchdown pass in franchise history (vs. New Orleans 12/17/18)
- His 10 receptions against Philadelphia (10/12/17) were most by a rookie in single game in franchise history
- Holds the record for the longest rush in franchise history (84-yard touchdown, 10/6/19 vs. Jacksonville)
- Most scrimmage yards (117), receiving yards (101) and longest reception (56) by a rookie in a playoff game (at New Orleans, 1/7/18)

HONORS

- Pro Bowl (2019)
- AP All-Pro First Team (2019) [two positions: running back and flex]
- NFL Fantasy Player of the Year (2019)
- AP All-Pro Second Team (2018)
- PFWA All-Pro First Team (2019)
- PFWA All-NFC (2019, 2018)
- Sporting News All-Pro First Team (2019)
- Pro Football Weekly All-Rookie Team (2017)

PRO CAREER

- Led NFL with 2,392 scrimmage yards in 2019, third-most in one season in NFL history...Finished third in league with 1,387 rushing yards and led all running backs with 1,005 receiving yards...Tied for first in the NFL with 19 total touchdowns.
- Set NFL record with 116 receptions, most by a running back in league history in 2019 as he became third player in NFL history with over 1,000+ rushing yards and 1,000+ receiving yards.
- In 2018, started all 16 games and totaled 1098 rushing yards, 867 receiving yards, seven rushing touchdowns, six receiving touchdowns and one passing touchdown...Became fifth different player with a 1,000-yard rushing season in franchise history.
- Against Cincinnati (9/23/18), rushed for 184 yards on 28 attempts, both career highs...His 184 rushing yards rank fourth all-time in franchise history for a single game.
- Eclipsed 1,000 career rushing yards after rushing 14 times for 77 yards and one touchdown at Pittsburgh (11/8/18)...Becoming one of seven players in NFL history with over 1,000 yards rushing and 1,000 yards receiving in his first 25 career games.
- Against Seattle (11/25), finished with 237 scrimmage yards (125 rush, 112 receiving), besting the previous franchise record for scrimmage yards held by Jonathan Stewart (222)...Became the first Panthers player to ever tally over 100 yards rushing and 100 yards receiving in a game.
- Versus New Orleans (12/17/18), he broke the franchise record for most scrimmage yards in a single season, previously held by DeAngelo Williams (1,636, 2008)...Became the first player with 50 yards rushing, receiving and passing in a game since Walter Payton (12/22/85)...Became the first non-QB to throw a touchdown pass in franchise history.
- In 2017, he totaled 651 receiving yards and 432 rushing yards in 16 games played with 10 starts...Added 162 yards on 22 punt returns and 58 yards on three kickoff returns...Tallied five receiving touchdowns and two rushing touchdowns.
- His 1,086 scrimmage yards were the most by a rookie in franchise history and ranked fourth among NFL rookies in 2017.
- Recorded 101 receiving yards and 16 rushing yards with a 56-yard touchdown reception in playoff game in New Orleans (1/8/18), marking the most receiving yards by a running back in the playoffs in franchise history.

TRANSACTIONS

Drafted by Carolina in the first round (8th overall) of the 2017 NFL Draft...Signed contract extension through 2025 (4/16/20).

COLLEGE & PERSONAL

Played in 38 games with 25 starts at Stanford...Entered NFL following junior season...Totaled 6,987 all-purpose yards finishing second in school history, and finished seventh in school history with 33 total touchdowns...Rushed for 3,922 yards, finishing third in school history, with 21 touchdowns on 632 attempts...Finished career second in school history with an average of 6.2 yards per carry and third with 19 100-yard rushing games...Posted 99 catches for 1,206 yards and 10 touchdowns...Averaged 26.4 yards on 56 kickoff returns for 1,479 yards and one touchdown...Generated an 11.2-yard punt return average on 34 returns for 380 yards and one touchdown...Heisman Finalist and AP Player of the Year after sophomore season...Two-time All-American...Two-time All-Pac-12 honoree...Led nation with 211.5 all-purpose yards per game in junior season...Set NCAA record with 3,864 all-purpose yards in sophomore campaign...Set then-school records for single-season rushing yards (2,019) single-game rushing yards (284) and consecutive 100-yard rushing games (9)...Became the first player in Rose Bowl history to have 100 rushing and 100 receiving yards while setting a Rose Bowl record with 368 all-purpose yards

Attended Valor Christian HS in Highlands Ranch, Colo...Majorred in communication at Stanford...Father, Ed, played wide receiver for the New York Giants from 1991-94, San Francisco 49ers in 1994 and Denver Broncos from 1994-2003.

CHRISTIAN MCCAFFREY'S NFL REGULAR SEASON RUSHING/RECEIVING STATISTICS

DATE	TEAM	RUSHING							RECEIVING				
		GP	GS	NO.	YDS.	AVG.	LG	TD	NO.	YDS	AVG	LG	TD
2017	Panthers	16	10	117	435	3.7	40	2	80	651	8.1	37	5
2018	Panthers	16	16	219	1,098	5.0	59	7	107	867	8.1	38	6
2019	Panthers	16	16	287	1,387	4.8	84t	15	116	1,005	8.7	28	4
NFL TOTALS		48	42	623	2,920	4.7	84t	24	303	2,523	8.3	38	15

CHRISTIAN MCCAFFREY'S NFL POSTSEASON RUSHING/RECEIVING STATISTICS

DATE	TEAM	RUSHING							RECEIVING				
		GP	GS	NO.	YDS.	AVG.	LG	TD	NO.	YDS	AVG	LG	TD
2017	Panthers	1	1	6	16	2.7	7	0	6	101	16.8	56t	1
NFL TOTALS		1	1	6	16	2.7	7	0	6	101	16.8	56t	1

CHRISTIAN MCCAFFREY'S NFL REGULAR SEASON RETURN STATISTICS

DATE	TEAM	KICKOFF RETURNS					PUNT RETURNS					
		RET.	YDS.	AVG.	LG	TD	NO.	FC	YDS	AVG	LG	TD
2017	Panthers	3	58	19.3	21	0	22	9	162	7.4	25	0
2018	Panthers	0	0	0.0	0	0	0	0	0	0.0	0	0
2019	Panthers	0	0	0.0	0	0	0	0	0	0.0	0	0
NFL TOTALS		3	58	19.3	21	0	22	9	162	7.4	25	0

SINGLE-GAME HIGHS: RUSHING/RECEIVING

Rush Attempts 28 vs. Cincinnati Bengals, Sep 23, 2018
Rushing Yards 184 vs. Cincinnati Bengals, Sep 23, 2018
Longest Runs 84t vs. Jacksonville Jaguars, Oct 06, 2019
Rushing TDs 2 vs. Seattle Seahawks, Dec 15, 2019
...5 more at 2.
Receptions 15 at Indianapolis Colts, Dec 22, 2019
Receiving Yards 121 vs. Atlanta Falcons, Nov 17, 2019
Longest Receptions 38 vs. Seattle Seahawks, Nov 25, 2018
Receiving TDs 2 at Pittsburgh Steelers, Nov 08, 2018
All-purpose yards 237 vs. Jacksonville Jaguars, Oct 06, 2019
...1 more at 237.

Kickoff Returns 3 at New England Patriots, Oct 01, 2017
Kickoff Return Yards 58 at New England Patriots, Oct 01, 2017
Longest Kickoff Return 21 at New England Patriots, Oct 01, 2017
Fair Catches 2 at Chicago Bears, Oct 22, 2017
...1 more at 2.
Punt Return Yards 35 vs. Philadelphia Eagles, Oct 12, 2017
Longest Punt Return 25 vs. Philadelphia Eagles, Oct 12, 2017
Punt Returns 5 vs. Buffalo Bills, Sep 17, 2017
Miscellaneous Tackles 1 vs. New Orleans Saints, Dec 29, 2019
...5 more at 1.
Most TDs 3 vs. Tennessee Titans, Nov 03, 2019
...2 more at 3.

SINGLE-GAME HIGHS - POSTSEASON: RUSHING/RECEIVING

Rush Attempts 6 at New Orleans Saints, Jan 07, 2018
Rushing Yards 16 at New Orleans Saints, Jan 07, 2018
Longest Runs 7 at New Orleans Saints, Jan 07, 2018
Receptions 6 at New Orleans Saints, Jan 07, 2018
Receiving Yards 101 at New Orleans Saints, Jan 07, 2018

Longest Receptions 56t at New Orleans Saints, Jan 07, 2018
Receiving TDs 1 at New Orleans Saints, Jan 07, 2018
All-purpose yards 117 at New Orleans Saints, Jan 07, 2018
Fair Catches 1 at New Orleans Saints, Jan 07, 2018
Most TDs 1 at New Orleans Saints, Jan 07, 2018

100-YARD RECEIVING GAMES (5): REGULAR SEASON

DATE	TEAM	NO.	YDS.	AVG.	LG	TD
09/24/17	SAINTS	9	101	11.2	37	0
09/16/18	at Falcons	14	102	7.3	18	0
11/25/18	SEAHAWKS	11	112	10.2	38	1
11/17/19	FALCONS	11	121	11.0	23	0
12/22/19	at Colts	15	119	7.9	13	0

100-YARD RUSHING GAMES (10): REGULAR SEASON

DATE	TEAM	ATT.	YDS.	AVG.	LG	TD
09/23/18	BENGALS	28	184	6.6	45	0
11/25/18	SEAHAWKS	17	125	7.4	59	1
12/02/18	at Buccaneers	10	106	10.6	53	0
12/23/18	FALCONS	21	101	4.8	13	0
09/08/19	RAMS	19	128	6.7	23	2
09/22/19	at Cardinals	24	153	6.4	76t	1
10/06/19	JAGUARS	19	176	9.3	84t	2
10/27/19	at 49ers	14	117	8.4	40t	1
11/03/19	TITANS	24	146	6.1	58t	2
11/10/19	at Packers	20	108	5.4	18	1

100-YARD RECEIVING GAMES (1): POSTSEASON

DATE	TEAM	NO.	YDS.	AVG.	LG	TD
01/07/18	at Saints	6	101	16.8	56t	1

2019 GAME-BY-GAME REGULAR SEASON STATISTICS (PANTHERS)

DATE	OPPONENT	P/S	RUSHING						RECEIVING						W/L	SCORE
			NO	YDS	AVG	LG	TD	NO	YDS	AVG	LG	TD	W/L	SCORE		
09/08	Rams	S	19	128	6.7	23	2	10	81	8.1	17	0	L	27-30		
09/12	Buccaneers	S	16	37	2.3	10	0	2	16	8.0	10	0	L	14-20		
09/22	at Cardinals	S	24	153	6.4	76t	1	3	35	11.7	18	0	W	38-20		
09/29	at Texans	S	27	93	3.4	13	1	10	86	8.6	21	0	W	16-10		
10/06	Jaguars	S	19	176	9.3	84t	2	6	61	10.2	18t	1	W	34-27		
10/13	at Buccaneers	S	22	31	1.4	10	1	4	26	6.5	25t	1	W	37-26		
10/27	at 49ers	S	14	117	8.4	40t	1	4	38	9.5	24	0	L	13-51		
11/03	Titans	S	24	146	6.1	58t	2	3	20	6.7	10	1	W	30-20		
11/10	at Packers	S	20	108	5.4	18	1	6	33	5.5	11	0	L	16-24		
11/17	Falcons	S	14	70	5.0	18	0	11	121	11.0	23	0	L	3-29		
11/24	at Saints	S	22	64	2.9	9	1	9	69	7.7	23	1	L	31-34		
12/01	Washington	S	14	44	3.1	12	0	7	58	8.3	15	0	L	21-29		
12/08	at Falcons	S	11	53	4.8	11	0	11	82	7.5	13	0	L	20-40		
12/15	Seahawks	S	19	87	4.6	15t	2	8	88	11.0	18	0	L	24-30		
12/22	at Colts	S	13	54	4.2	14	0	15	119	7.9	13	0	L	6-38		
12/29	Saints	S	9	26	2.9	10	1	7	72	10.3	28	0	L	10-42		
2019 TOTALS		16-16	287	1,387	4.8	84t	15	116	1,005	8.7	28	4	5-11			

2018 GAME-BY-GAME REGULAR SEASON STATISTICS (PANTHERS)

DATE	OPPONENT	P/S	RUSHING						RECEIVING						W/L	SCORE
			NO	YDS	AVG	LG	TD	NO	YDS	AVG	LG	TD	W/L	SCORE		
09/09	Cowboys	S	10	50	5.0	15	0	6	45	7.5	14	0	W	16-8		
09/16	at Falcons	S	8	37	4.6	11	0	14	102	7.3	18	0	L	24-31		
09/23	Bengals	S	28	184	6.6	45	0	2	10	5.0	11	0	W	31-21		
10/07	Giants	S	17	58	3.4	14	0	5	35	7.0	18t	1	W	33-31		
10/14	at Washington	S	8	20	2.5	9	0	7	46	6.6	15	0	L	17-23		
10/21	at Eagles	S	7	29	4.1	15	0	6	51	8.5	22	0	W	21-17		
10/28	Ravens	S	14	45	3.2	12	1	4	11	2.8	8	1	W	36-21		
11/04	Buccaneers	S	17	79	4.6	35	2	5	78	15.6	32	0	W	42-28		
11/08	at Steelers	S	14	77	5.5	21	1	5	61	12.2	25t	2	L	21-52		
11/18	at Lions	S	13	53	4.1	10	0	6	57	9.5	34	0	L	19-20		
11/25	Seahawks	S	17	125	7.4	59	1	11	112	10.2	38	1	L	27-30		
12/02	at Buccaneers	S	10	106	10.6	53	0	9	55	6.1	15	1	L	17-24		
12/09	at Browns	S	16	63	3.9	25	2	6	38	6.3	20	0	L	20-26		
12/17	Saints	S	15	53	3.5	9	0	8	67	8.4	22	0	L	9-12		
12/23	Falcons	S	21	101	4.8	13	0	12	77	6.4	14	0	L	10-24		
12/30	at Saints	S	4	18	4.5	7	0	1	22	22.0	22	0	W	33-14		
2018 TOTALS		16-16	219	1,098	5.0	59	7	107	867	8.1	38	6	7-9			

2017 GAME-BY-GAME REGULAR SEASON STATISTICS (PANTHERS)

DATE	OPPONENT	P/S	RUSHING					RECEIVING					W/L	SCORE
			NO	YDS	AVG	LG	TD	NO	YDS	AVG	LG	TD		
09/10	at 49ers	S	13	47	3.6	11	0	5	38	7.6	16	0	W	23-3
09/17	Bills	P	8	10	1.3	6	0	4	34	8.5	14	0	W	9-3
09/24	Saints	S	4	16	4.0	7	0	9	101	11.2	37	0	L	13-34
10/01	at Patriots	P	6	16	2.7	5	0	4	33	8.3	12	0	W	33-30
10/08	at Lions	S	3	7	2.3	5	0	5	31	6.2	10	1	W	27-24
10/12	Eagles	P	4	8	2.0	4	0	10	56	5.6	15	1	L	23-28
10/22	at Bears	S	7	10	1.4	4	0	7	36	5.1	20	0	L	3-17
10/29	at Buccaneers	P	4	3	0.8	4	0	5	49	9.8	16	0	W	17-3
11/05	Falcons	S	15	66	4.4	17	1	5	28	5.6	9	0	W	20-17
11/13	Dolphins	S	5	23	4.6	16	1	3	27	9.0	19	1	W	45-21
11/26	at Jets	P	7	62	8.9	40	0	2	35	17.5	26	0	W	35-27
12/03	at Saints	P	6	16	2.7	5	0	5	33	6.6	21	1	L	21-31
12/10	Vikings	S	8	35	4.4	8	0	3	18	6.0	15	0	W	31-24
12/17	Packers	S	12	63	5.3	15	0	6	73	12.2	21	1	W	31-24
12/24	Buccaneers	S	9	39	4.3	10	0	2	19	9.5	12	0	W	22-19
12/31	at Falcons	S	6	14	2.3	8	0	5	40	8.0	20	0	L	10-22
2017 TOTALS		16-10	117	435	3.7	40	2	80	651	8.1	37	5	11-5	

2017 GAME-BY-GAME POSTSEASON STATISTICS (PANTHERS)

DATE	OPPONENT	P/S	RUSHING					RECEIVING					W/L	SCORE
			NO	YDS	AVG	LG	TD	NO	YDS	AVG	LG	TD		
01/07	at Saints	S	6	16	2.7	7	0	6	101	16.8	56t	1	L	26-31
2017 TOTALS		1-1	6	16	2.7	7	0	6	101	16.8	56t	1	0-1	



CHRISTIAN MILLER

6'3" // 245

ALABAMA
COLUMBIA, S.C.

55

LB / DE

EXPERIENCE (YEARS)

NFL

PANTHERS

2

2

BIRTHDATE

6.16.96

ACQUIRED

D4-19

PRO CAREER

- Played in seven games in rookie season in 2019, tallying five tackles and two sacks.

TRANSACTIONS

Drafted in the fourth round (115th overall) of the 2019 NFL Draft by Carolina...Placed on reserve/voluntary opt-out (8/3/20).

COLLEGE & PERSONAL

Four-year player from Alabama...In 2018, totaled 36 tackles, including 11.5 tackles for loss, 8.5 sacks and team-high 12 hurries...Battled injuries during junior season, playing in just four total games after suffering an arm injury in the season opener, totaling six tackles...Totalled 16 tackles as a sophomore in 2016...Played in 12 games as a redshirt freshman in 2015, but did not record any statistics. Attended Spring Valley High School in Columbia, S.C.

CHRISTIAN MILLER'S NFL REGULAR SEASON DEFENSIVE STATISTICS

		TACKLES										INTERCEPTIONS					O. FUMB			ST				MISC		
DATE	TEAM	GP	GS	TK	S	A	TFL	YDS	SK	YDS	QBH	NO	YDS	LG	TD	PD	FF	FR	YDS	TK	S	A	FF	FR	S	A
2019	Panthers	7	0	3	2	1	2	13	2.0	13.0	2	0	0	0	0	0	0	0	0	0	0	0	0	0	0	0
NFL TOTALS		7	0	3	2	1	2	13	2.0	13.0	2	0	0	0	0	0	0	0	0	0	0	0	0	0	0	0

SINGLE-GAME HIGHS: DEFENSIVE

Total Tackles 2 at Arizona Cardinals, Sep 22, 2019
Sacks 2.0 at Arizona Cardinals, Sep 22, 2019

Tackles For Loss 2 at Arizona Cardinals, Sep 22, 2019

2019 GAME-BY-GAME REGULAR SEASON STATISTICS (PANTHERS)

			TACKLES							INTERCEPTIONS							O. FUMB			ST				MISC				
DATE	OPPONENT	P/S	TK	S	A	SK	YDS	TFL	YDS	QBH	NO	YDS	LG	TD	PD	FF	FR	YDS	TK	S	A	FF	FR	S	A	W/L	SCORE	
09/08	Rams	P	0	0	0	0.0	0.0	0	0	0	0	0	0	0	0	0	0	0	0	0	0	0	0	0	0	L	27-30	
09/12	Buccaneers	P	0	0	0	0.0	0.0	0	0	0	0	0	0	0	0	0	0	0	0	0	0	0	0	0	0	L	14-20	
09/22	at Cardinals	P	2	2	0	2.0	13.0	2	13	2	0	0	0	0	0	0	0	0	0	0	0	0	0	0	0	W	38-20	
09/29	at Texans	P	0	0	0	0.0	0.0	0	0	0	0	0	0	0	0	0	0	0	0	0	0	0	0	0	0	W	16-10	
10/06	Jaguars	P	1	0	1	0.0	0.0	0	0	0	0	0	0	0	0	0	0	0	0	0	0	0	0	0	0	W	34-27	
10/13	at Buccaneers										INACTIVE															W	37-26	
10/27	at 49ers										INACTIVE															L	13-51	
11/03	Titans										INACTIVE															W	30-20	
11/10	at Packers										INACTIVE															L	16-24	
11/17	Falcons										INACTIVE															L	3-29	
11/24	at Saints	P	0	0	0	0.0	0.0	0	0	0	0	0	0	0	0	0	0	0	0	0	0	0	0	0	0	L	31-34	
12/01	Washington	P	0	0	0	0.0	0.0	0	0	0	0	0	0	0	0	0	0	0	0	0	0	0	0	0	0	L	21-29	
12/08	at Falcons										INACTIVE															L	20-40	
12/15	Seahawks										INACTIVE															L	24-30	
12/22	at Colts										INACTIVE															L	6-38	
12/29	Saints										ON INACTIVE LIST															L	10-42	
2019 TOTALS		7-0	3	2	1	2.0	13.0	2	13	2	0	0	0	0	0	0	0	0	0	0	0	0	0	0	0	5-11		



JOHN MILLER
 6'3" // 315
 LOUISVILLE
 MIAMI, FLA.

67
G

EXPERIENCE (YEARS)		BIRTHDATE	ACQUIRED
NFL	PANTHERS	8.12.93	FA-20
6	1		

PRO CAREER

- Started at right guard in all 13 games he appeared in with the Bengals in 2019.
- Started 15 games at right guard for Buffalo in 2018...Inactive Dec. 2 at Miami due to an oblique injury...Helped Bills rank ninth in the NFL in rushing, at 124.0 yards per game.
- Started first four games at right guard for the Bills in 2017...Inactive (ankle) for Games 5-16 and Wild Card Playoff at Jacksonville.
- Started all 16 games at right guard for Bills in 2016...Helped Buffalo average an NFL-best 164.4 rushing yards per game, nearly 15 yards better than the next-best team (Dallas, 149.8)...Helped running back LeSean McCoy top 100 yards rushing in seven games.
- Started 12 games as a rookie for the Buffalo Bills in 2015...Inactive for Games 4 (groin), 7 (NIR) and 13-14 (ankle)...Helped Bills lead the NFL in rushing yards per game (152.0) and yards per rush (4.78).

TRANSACTIONS

Selected in the third round (81st overall) of the NFL Draft by Buffalo on 5/1/15...Signed with Bills on 5/15/15...Signed as unrestricted free agent with Cincinnati on 3/14/19...Signed as a free agent with Carolina (3/23/20).

COLLEGE & PERSONAL


Spent four seasons at Louisville from 2011 to 2014 starting 46 career games...Honorable mention All-ACC pick as a senior in 2014...As a junior in 2013, helped the Cardinals average 35.2 points per game and 460.8 yards per game...College teammates with Panthers quarterback Teddy Bridgewater. Hometown is Miami, Fla...Attended Miami Central High School...Graduated from Louisville with a degree in justice administration.

JOHN MILLER'S NFL REGULAR SEASON STATISTICS

DATE	TEAM	GP	GS
2015	Bills	12	12
2016	Bills	16	16
2017	Bills	4	4
2018	Bills	15	15
2019	Bengals	13	13
NFL TOTALS		60	60

JOHN MILLER'S NFL POSTSEASON STATISTICS

DATE	TEAM	GP	GS
2017	Bills	0	0
NFL TOTALS		0	0



DJ MOORE
6'0" // 210
MARYLAND
PHILADELPHIA, PA.

12
WR

EXPERIENCE (YEARS)		BIRTHDATE	ACQUIRED
NFL	PANTHERS	4.14.97	D1-18
3	3		

NFL RANKINGS

- Finished ninth in receiving yards (1,175) in NFL in 2019.
- Led all rookie wide receivers with 960 scrimmage yards in 2018.
- Led all NFL wide receivers with 7.7 average yards after the catch in 2018.

FRANCHISE RANKINGS

- Became youngest player (22) to record a 1,000-yard receiving season in franchise history with 1,175 receiving yards in 2019...Only the seventh Panthers wide receiver with a 1,000-yard season.
- Has five 100-yard receiving games in career, tied for fifth-most among Panthers players all-time.
- Set franchise record for most rushing yards by a wide receiver in a single season (172).
- Set franchise record for most receiving yards (157) in a single game by a rookie at Detroit in Week 11 (11/18/18)...Also completed second longest pass play with an 82-yard catch in the same game.
- Totaled 248 receiving yards in back-to-back games (at Detroit, 11/18/18 and vs. Seattle 11/25/18), marking the most receiving yards by a rookie wide receiver over a two-game stretch in franchise history.

PRO CAREER

- Played and started in 15 games for Carolina in 2019...Recorded team-high 1,175 receiving yards on 87 receptions for four touchdowns...Posted four receptions over 50 yards, tied for second-most in the NFL and second-most in one season in Carolina history.
- Played in 16 games with 10 starts for Carolina in 2018...tallied 55 receptions for 788 yards and 15 rushing attempts for 172 yards...Scored two receiving touchdowns.
- Scored a touchdown on his first career catch against Atlanta in Week 2 (9/16/18).
- Tallied first 100-yard receiving game at Detroit (11/18/18)...Set franchise record for most receiving yards (157) in a game by a rookie wide receiver.

TRANSACTIONS

Drafted by the Carolina Panthers in the first round of the 2018 Draft (24th overall).

COLLEGE & PERSONAL

Played in 36 games in three seasons...Finished fifth in Maryland history in receptions (146), sixth in receiving yards (2,027) and fourth in touchdown receptions (17)...In 2017, earned Phil Steele All-America Second Team honors and was the Big Ten Receiver of the Year and All-Big Ten First Team selection...Set a Maryland record with 80 receptions on the season while accumulating 1,033 receiving yards, good for third in Maryland history...Totaled eight touchdown receptions, tying for fourth all-time in Maryland history for a single season...In 2016, Moore started all 13 games and led the team in receiving yards with 637 and receiving touchdowns with six...He averaged 15.5 yards per catch...Helped Maryland advance to the 2016 Quick Lane Bowl...In 2015, appeared in all 12 games, closing the season with 10 consecutive starts...Tied for team lead with three TD receptions and ranked second in catches (25) and yards (357)...His three TD catches were the most for a Maryland true freshman since Stefan Diggs in 2012...Went to Imhotep Charter High School in Philadelphia, Pa...Ranked as a four-star recruit and the best wide receiver in the state of Pennsylvania by Scout.com.

DJ MOORE'S NFL REGULAR SEASON RUSHING/RECEIVING STATISTICS

DATE	TEAM	GP	GS	RECEIVING					RUSHING				
				NO.	YDS	AVG	LG	TD	NO.	YDS.	AVG.	LG	TD
2018	Panthers	16	10	55	788	14.3	82	2	13	172	13.2	32	0
2019	Panthers	15	15	87	1,175	13.5	52t	4	6	40	6.7	13	0
NFL TOTALS		31	25	142	1,963	13.8	82	6	19	212	11.2	32	0

DJ MOORE'S NFL REGULAR SEASON RETURN STATISTICS

DATE	TEAM	KICKOFF RETURNS						PUNT RETURNS					
		RET.	YDS.	AVG.	LG	TD	NO.	FC	YDS	AVG	LG	TD	TD
2018	Panthers	5	119	23.8	32	0	6	5	32	5.3	15	0	0
2019	Panthers	0	0	0.0	0	0	5	4	41	8.2	16	0	0
NFL TOTALS		5	119	23.8	32	0	11	9	73	6.6	16	0	0

SINGLE-GAME HIGHS: RUSHING/RECEIVING

Rush Attempts	2 at Tampa Bay Buccaneers, Dec 02, 2018 ...1 more at 2.
Rushing Yards	39 vs. Baltimore Ravens, Oct 28, 2018
Longest Runs	32 vs. Tampa Bay Buccaneers, Nov 04, 2018
Receptions	9 at Green Bay Packers, Nov 10, 2019 ...1 more at 9.
Receiving Yards	157 at Detroit Lions, Nov 18, 2018
Longest Receptions	82 at Detroit Lions, Nov 18, 2018
Receiving TDs	2 at New Orleans Saints, Nov 24, 2019
All-purpose yards	173 vs. Seattle Seahawks, Nov 25, 2018
Kickoff Returns	3 vs. Seattle Seahawks, Nov 25, 2018

Kickoff Return Yards	75 vs. Seattle Seahawks, Nov 25, 2018
Longest Kickoff Return	32 vs. Seattle Seahawks, Nov 25, 2018
Fair Catches	3 at Green Bay Packers, Nov 10, 2019
Punt Return Yards	35 vs. Washington Redskins, Dec 01, 2019
Longest Punt Return	16 vs. Washington Redskins, Dec 01, 2019
Punt Returns	3 vs. Washington Redskins, Dec 01, 2019
Special Teams Tackles	1 vs. Baltimore Ravens, Oct 28, 2018
Miscellaneous Tackles	2 vs. New York Giants, Oct 07, 2018
Most TDs	2 at New Orleans Saints, Nov 24, 2019

100-YARD RECEIVING GAMES (5): REGULAR SEASON


DATE	TEAM	NO.	YDS.	AVG.	LG	TD
11/18/18	at Lions	7	157	22.4	82	1
11/03/19	TITANS	7	101	14.4	32	0
11/10/19	at Packers	9	120	13.3	38	0
11/24/19	at Saints	6	126	21.0	52	2
12/15/19	SEAHAWKS	8	113	14.1	22	0

2019 GAME-BY-GAME REGULAR SEASON STATISTICS (PANTHERS)

DATE	OPPONENT	P/S	RECEIVING					RUSHING					TD	W/L	SCORE
			NO	YDS	AVG	LG	TD	NO	YDS	AVG	LG	TD			
09/08	Rams	S	7	76	10.9	15	0	0	0	0.0	0	0	0	L	27-30
09/12	Buccaneers	S	9	89	9.9	18	0	0	0	0.0	0	0	0	L	14-20
09/22	at Cardinals	S	1	52	52.0	52t	1	1	12	12.0	12	0	W	38-20	
09/29	at Texans	S	3	44	14.7	16	0	0	0	0.0	0	0	W	16-10	
10/06	Jaguars	S	6	91	15.2	52	0	0	0	0.0	0	0	W	34-27	
10/13	at Buccaneers	S	7	73	10.4	23	0	1	13	13.0	13	0	W	37-26	
10/27	at 49ers	S	5	38	7.6	10	0	0	0	0.0	0	0	L	13-51	
11/03	Titans	S	7	101	14.4	32	0	0	0	0.0	0	0	W	30-20	
11/10	at Packers	S	9	120	13.3	38	0	0	0	0.0	0	0	L	16-24	
11/17	Falcons	S	8	95	11.9	31	0	0	0	0.0	0	0	L	3-29	
11/24	at Saints	S	6	126	21.0	52	2	1	8	8.0	8	0	L	31-34	
12/01	Washington	S	6	75	12.5	21	1	1	-3	-3.0	-3	0	L	21-29	
12/08	at Falcons	S	4	81	20.3	39	0	1	0	0.0	0	0	L	20-40	
12/15	Seahawks	S	8	113	14.1	22	0	1	10	10.0	10	0	L	24-30	
12/22	at Colts	S	1	1	1.0	1	0	0	0	0.0	0	0	L	6-38	
12/29	Saints		ON INACTIVE LIST										L	10-42	
2019 TOTALS	15-15		87	1,175	13.5	52t	4	6	40	6.7	13	0	5-11		

2018 GAME-BY-GAME REGULAR SEASON STATISTICS (PANTHERS)

DATE	OPPONENT	P/S	RECEIVING					RUSHING					TD	W/L	SCORE
			NO	YDS	AVG	LG	TD	NO	YDS	AVG	LG	TD			
09/09	Cowboys	P	0	0	0.0	0	0	1	3	3.0	3	0	W	16-8	
09/16	at Falcons	P	1	51	51.0	51t	1	1	7	7.0	7	0	L	24-31	
09/23	Bengals	P	1	3	3.0	3	0	0	0	0.0	0	0	W	31-21	
10/07	Giants	P	4	49	12.3	20	0	1	18	18.0	18	0	W	33-31	
10/14	at Washington	P	4	59	14.8	18	0	1	18	18.0	18	0	L	17-23	
10/21	at Eagles	P	3	29	9.7	16	0	0	0	0.0	0	0	W	21-17	
10/28	Ravens	S	5	90	18.0	33	0	2	39	19.5	28	0	W	36-21	
11/04	Buccaneers	S	1	16	16.0	16	0	1	32	32.0	32	0	W	42-28	
11/08	at Steelers	S	4	20	5.0	11	0	1	5	5.0	5	0	L	21-52	
11/18	at Lions	S	7	157	22.4	82	1	0	0	0.0	0	0	L	19-20	
11/25	Seahawks	S	8	91	11.4	28	0	1	7	7.0	7	0	L	27-30	
12/02	at Buccaneers	S	4	44	11.0	16	0	2	21	10.5	13	0	L	17-24	
12/09	at Browns	S	5	67	13.4	40	0	1	0	0.0	0	0	L	20-26	
12/17	Saints	S	2	12	6.0	7	0	1	22	22.0	22	0	L	9-12	
12/23	Falcons	S	2	19	9.5	15	0	0	0	0.0	0	0	L	10-24	
12/30	at Saints	S	4	81	20.3	38	0	0	0	0.0	0	0	W	33-14	
2018 TOTALS	16-10		55	788	14.3	82	2	13	172	13.2	32	0	7-9		



**TAYLOR
MOTON**
6'5" // 325
WESTERN MICHIGAN
OKEMOS, MICH.

72
T

EXPERIENCE (YEARS)		BIRTHDATE	ACQUIRED
NFL	PANTHERS	8.14.94	D2B-17
4	4		

PRO CAREER

- Started all 16 games for Carolina in 2019 at right tackle...Helped Christian McCaffrey rank third in the NFL with 1,387 rushing yards.
- Started all 16 games for Carolina in 2018, with one at left tackle and 15 at right tackle...Helped the Panthers rank fourth in the NFL with 133.5 rushing yards per game.
- Played in all 16 regular season games and one playoff game in his rookie campaign in 2017.
- Saw action as a reserve offensive lineman and on special teams.

TRANSACTIONS

Selected in the second round (64th overall) of the 2017 NFL Draft by Carolina (4/28/17)

COLLEGE & PERSONAL


Four-year starter and two-time All-Mid-American Conference honoree at Western Michigan...Set a school record for the most starts in a career with 52...Started 39 games at right tackle and 13 at right guard...Cleared paths for a 1,000-yard rusher as a sophomore, junior and senior - the first time in school history the Broncos had a 1,000-yard rusher in three consecutive seasons...2016 (Sr.): First-team All-Mid-American Conference selection...Started 14 games at right tackle...Helped Western Michigan to a school record 13 wins, first Mid-American Conference championship since 1988 and first-ever appearance in the Cotton Bowl...Opened holes for rushing attack that ranked second in the conference with an average of 228.9 yards per game...Provided protection for unit that allowed just 15 sacks...2015 (Jr.): Third-team All-Mid-American Conference choice...Started 13 games at right guard...Key member of offense that finished second in the conference in rushing with an average of 204.6 yards per game...2014 (So.): Started 13 games at right tackle...Made first career catch, snatching a deflected pass out of the air against Bowling Green...2013 (Fr.): Started 12 games at right tackle...2012: Redshirted as a true freshman. Attended Okemos (Mich.) HS...Graduated from Western Michigan with a degree in business...Last name is pronounced MOAT-ton.

TAYLOR MOTON'S NFL REGULAR SEASON STATISTICS

DATE	TEAM	GP	GS
2017	Panthers	16	0
2018	Panthers	16	16
2019	Panthers	16	16
NFL TOTALS		48	32

TAYLOR MOTON'S NFL POSTSEASON STATISTICS

DATE	TEAM	GP	GS
2017	Panthers	1	0
NFL TOTALS		1	0



EFE
OBADA
6'6" // 265
NO COLLEGE
LONDON, ENGLAND

94
DE

EXPERIENCE (YEARS)		BIRTHDATE	ACQUIRED
NFL	PANTHERS	4.13.92	FA-17
3	4		

PRO CAREER

- Saw action in all 16 games for Carolina in 2019, recording 24 tackles, including two for loss, and four quarterback hurries
- Played in 10 games for Carolina in 2018, making eight tackles with two sacks, one interception and six quarterback hurries
- In Week 3 vs. Cincinnati (9/23/18), earned NFC Defensive Player of the Week honors after tallying an interception, sack and quarterback pressure in first career game played.
- In 2017, was assigned to Carolina's practice squad as part of the International Pathway Program granting clubs a practice squad exemption...Spent entire season on practice squad.
- Spent time with Dallas, Kansas City and Atlanta prior to 2016 season.
- Spent seven weeks in two different stints on Dallas practice squad in 2015 season.

TRANSACTIONS

Signed as a free agent by Dallas (4/1/15)...Waived by Dallas (9/5/15)...Signed to practice squad by Dallas (9/23/15)...Terminated from practice squad by Dallas (10/7/15)...Signed to practice squad by Dallas (12/2/15)...Signed as a free agent by Dallas (1/4/16)...Waived by Dallas (3/2/16)...Signed as a free agent by Kansas City (3/9/16)...Waived by Kansas City (6/7/16)...Signed as a free agent by Atlanta (7/28/16)...Waived by Atlanta (8/27/16)...Assigned to Carolina practice squad as part of International Player Pathway Program by NFL (5/30/17)...Waived by Carolina (9/1/17)...Signed to Carolina practice squad (9/3/17)...Signed reserve future contract with Carolina (1/8/18)...Signed one-year contract with Carolina (1/23/19)...Signed one-year contract with Carolina (1/6/20).

COLLEGE & PERSONAL

Born in Nigeria...Worked as a part-time security guard in London while playing for the London Warriors...Moved to England from the Netherlands at age 10.

EFE OBADA'S NFL REGULAR SEASON DEFENSIVE STATISTICS

		TACKLES										INTERCEPTIONS				O. FUMB			ST				MISC			
DATE	TEAM	GP	GS	TK	S	A	TFL	YDS	SK	YDS	QBH	NO	YDS	LG	TD	PD	FF	FR	YDS	TK	S	A	FF	FR	S	A
2016	Chiefs	0	0	0	0	0	0	0	0.0	0.0	0	0	0	0	0	0	0	0	0	0	0	0	0	0	0	0
2017	Panthers	0	0	0	0	0	0	0	0.0	0.0	0	0	0	0	0	0	0	0	0	0	0	0	0	0	0	0
2018	Panthers	10	0	8	6	2	2	18	2.0	18.0	7	1	0	0	0	2	0	0	0	0	0	0	0	0	0	0
2019	Panthers	16	0	24	14	10	2	9	0.0	0.0	4	0	0	0	0	1	0	0	0	0	0	0	0	0	0	0
NFL TOTALS		26	0	32	20	12	4	27	2.0	18.0	11	1	0	0	0	3	0	0	0	0	0	0	0	0	0	0

EFE OBADA'S NFL POSTSEASON DEFENSIVE STATISTICS

		TACKLES										INTERCEPTIONS					O. FUMB			ST				MISC		
DATE	TEAM	GP	GS	TK	S	A	TFL	YDS	SK	YDS	QBH	NO	YDS	LG	TD	PD	FF	FR	YDS	TK	S	A	FF	FR	S	A
2017	Panthers	0	0	0	0	0	0	0	0.0	0.0	0	0	0	0	0	0	0	0	0	0	0	0	0	0	0	0
NFL TOTALS		0	0	0	0	0	0	0	0.0	0.0	0	0	0	0	0	0	0	0	0	0	0	0	0	0	0	0

SINGLE-GAME HIGHS: DEFENSIVE

Total Tackles 4 vs. New Orleans Saints, Dec 29, 2019
...1 more at 4.

Sacks 1.0 at Tampa Bay Buccaneers, Dec 02, 2018
...1 more at 1.0.

Passes Defensed 1 vs. Jacksonville Jaguars, Oct 06, 2019
...2 more at 1.

Tackles For Loss 1 vs. New Orleans Saints, Dec 29, 2019
...3 more at 1.

Interceptions 1 vs. Cincinnati Bengals, Sep 23, 2018

2019 GAME-BY-GAME REGULAR SEASON STATISTICS (PANTHERS)

DATE	OPPONENT	P/S	TACKLES							INTERCEPTIONS				O. FUMB			ST			MISC		SCORE				
			TK	S	A	SK	YDS	TFL	YDS	QBH	NO	YDS	LG	TD	PD	FF	FR	YDS	TK	S	A		FF	FR	S	A
09/08	Rams	P	4	2	2	0.0	0.0	0	0	0	0	0	0	0	0	0	0	0	0	0	0	0	0	0	L	27-30
09/12	Buccaneers	P	1	0	1	0.0	0.0	0	0	1	0	0	0	0	0	0	0	0	0	0	0	0	0	0	L	14-20
09/22	at Cardinals	P	1	1	0	0.0	0.0	0	0	0	0	0	0	0	0	0	0	0	0	0	0	0	0	0	W	38-20
09/29	at Texans	P	2	1	1	0.0	0.0	0	0	0	0	0	0	0	0	0	0	0	0	0	0	0	0	0	W	16-10
10/06	Jaguars	P	1	0	1	0.0	0.0	0	0	0	0	0	0	0	1	0	0	0	0	0	0	0	0	0	W	34-27
10/13	at Buccaneers	P	1	1	0	0.0	0.0	1	9	1	0	0	0	0	0	0	0	0	0	0	0	0	0	0	W	37-26
10/27	at 49ers	P	2	2	0	0.0	0.0	0	0	0	0	0	0	0	0	0	0	0	0	0	0	0	0	0	L	13-51
11/03	Titans	P	1	0	1	0.0	0.0	0	0	0	0	0	0	0	0	0	0	0	0	0	0	0	0	0	W	30-20
11/10	at Packers	P	1	1	0	0.0	0.0	0	0	0	0	0	0	0	0	0	0	0	0	0	0	0	0	0	L	16-24
11/17	Falcons	P	0	0	0	0.0	0.0	0	0	0	0	0	0	0	0	0	0	0	0	0	0	0	0	0	L	3-29
11/24	at Saints	P	1	1	0	0.0	0.0	0	0	0	0	0	0	0	0	0	0	0	0	0	0	0	0	0	L	31-34
12/01	Washington	P	1	1	0	0.0	0.0	0	0	1	0	0	0	0	0	0	0	0	0	0	0	0	0	0	L	21-29
12/08	at Falcons	P	1	0	1	0.0	0.0	0	0	1	0	0	0	0	0	0	0	0	0	0	0	0	0	0	L	20-40
12/15	Seahawks	P	3	2	1	0.0	0.0	0	0	0	0	0	0	0	0	0	0	0	0	0	0	0	0	0	L	24-30
12/22	at Colts	P	0	0	0	0.0	0.0	0	0	0	0	0	0	0	0	0	0	0	0	0	0	0	0	0	L	6-38
12/29	Saints	P	4	2	2	0.0	0.0	1	0	0	0	0	0	0	0	0	0	0	0	0	0	0	0	0	L	10-42
2019 TOTALS		16-0	24	14	10	0.0	0.0	2	9	4	0	0	0	0	1	0	0	0	0	0	0	0	0	0	5-11	

2018 GAME-BY-GAME REGULAR SEASON STATISTICS (PANTHERS)

DATE	OPPONENT	P/S	TACKLES							INTERCEPTIONS					O. FUMB			ST			MISC		SCORE				
			TK	S	A	SK	YDS	TFL	YDS	QBH	NO	YDS	LG	TD	PD	FF	FR	YDS	TK	S	A	FF		FR	S	A	
09/09	Cowboys		ON INACTIVE LIST																							W	16-8
09/16	at Falcons		ON INACTIVE LIST																							L	24-31
09/23	Bengals	P	1	1	0	1.0	10.0	1	10	2	1	0	0	0	1	0	0	0	0	0	0	0	0	0	0	W	31-21
10/07	Giants	P	1	0	1	0.0	0.0	0	0	1	0	0	0	0	0	0	0	0	0	0	0	0	0	0	0	W	33-31
10/14	at Washington	P	1	1	0	0.0	0.0	0	0	1	0	0	0	0	0	0	0	0	0	0	0	0	0	0	0	L	17-23
10/21	at Eagles	P	0	0	0	0.0	0.0	0	0	2	0	0	0	0	0	0	0	0	0	0	0	0	0	0	0	W	21-17
10/28	Ravens	P	0	0	0	0.0	0.0	0	0	0	0	0	0	0	0	0	0	0	0	0	0	0	0	0	0	W	36-21
11/04	Buccaneers	P	0	0	0	0.0	0.0	0	0	0	0	0	0	0	0	0	0	0	0	0	0	0	0	0	0	W	42-28
11/08	at Steelers	P	2	2	0	0.0	0.0	0	0	0	0	0	0	0	0	0	0	0	0	0	0	0	0	0	0	L	21-52
11/18	at Lions		ON INACTIVE LIST																							L	19-20
11/25	Seahawks		ON INACTIVE LIST																							L	27-30
12/02	at Buccaneers	P	2	2	0	1.0	8.0	1	8	1	0	0	0	0	1	0	0	0	0	0	0	0	0	0	0	L	17-24
12/09	at Browns	P	1	0	1	0.0	0.0	0	0	0	0	0	0	0	0	0	0	0	0	0	0	0	0	0	0	L	20-26
12/17	Saints		ON INACTIVE LIST																							L	9-12
12/23	Falcons	P	0	0	0	0.0	0.0	0	0	0	0	0	0	0	0	0	0	0	0	0	0	0	0	0	0	L	10-24
12/30	at Saints		ON INACTIVE LIST																							W	33-14
2018 TOTALS		10-0	8	6	2	2.0	18.0	2	18	7	1	0	0	0	2	0	0	0	0	0	0	0	0	0	0	7-9	



RUSSELL OKUNG
6'5" // 310
OKLAHOMA STATE
FORT BEND, TEXAS

76
T

EXPERIENCE (YEARS)		BIRTHDATE	ACQUIRED
NFL	PANTHERS	10.7.88	TR-20 LAC
11	1		

NFL RANKINGS

- Ranks second among active offensive tackles with 14 career postseason starts.

PRO CAREER

- Started in all 124 career games he's played in for Los Angeles (2017-19), Denver (2016) and Seattle (2010-15).
- Played in six games in 2019 for the Chargers after opening the season on the reserve/non-football illness list after suffering a pulmonary embolism caused by blood clots.
- Earned Pro Bowl honors in 2017, as he started 15 games and helped the Chargers lead the NFL with fewest sacks allowed (18)...Blocked for Philip Rivers who threw for 4,515 yards and 28 touchdowns and helped Melvin Gordon rush for 1,105 yards and eight touchdowns.
- Played in 16 games in his only season in Denver in 2016.
- Played five seasons for Seattle from 2010-15, starting in 72 total games...Helped lead Seahawks to a Super Bowl victory in 2013.
- Produced his first Pro Bowl season in 2012, helping Seattle rank third in the NFL in rushing...Allowed just two sacks, his lowest sack-per-game ratio of his career.

HONORS

- 2x Pro Bowl (2017, 2012)

TRANSACTIONS

Drafted by Seattle in first round of 2010 Draft...Placed on injured reserve by Seattle (12/6/11)...Placed on injured reserve by Seattle (9/20/13)...Activated from reserve by Seattle (11/16/13)...Signed as an unrestricted free agent with Denver Broncos (3/18/16)...Signed as an unrestricted free agent with Los Angeles Chargers (3/10/17)...Acquired by trade by Carolina (3/18/20).

COLLEGE & PERSONAL

Played four seasons (2006-09) at Oklahoma State, appearing in 52 career games with 47 starts...Started the final 39 contests of his Cowboys career at LT after opening his first eight starts at RT...Helped the Cowboys lead the Big 12 in rushing during each of his four seasons...Earned first-team All-America and first-team All-Big 12 as a junior and senior...Named Big 12 Offensive Lineman of the Year in 2009, becoming Oklahoma State's most decorated offensive lineman since Jon Kolb (1966-68), who went on to play C for the Pittsburgh Steelers. Born in Richmond, Texas...Attended George Bush High in Fort Bend, Texas.

RUSSELL OKUNG'S NFL REGULAR SEASON STATISTICS

DATE	TEAM	GP	GS
2010	Seahawks	10	10
2011	Seahawks	12	12
2012	Seahawks	15	15
2013	Seahawks	8	8
2014	Seahawks	14	14
2015	Seahawks	13	13
2016	Broncos	16	16
2017	Chargers	15	15
2018	Chargers	15	15
2019	Chargers	6	6
NFL TOTALS		124	124



MICHAEL PALARDY
5'11" // 200
TENNESSEE
FORT LAUDERDALE, FLA.

2
P

EXPERIENCE (YEARS)		BIRTHDATE	ACQUIRED
NFL	PANTHERS	7.6.92	FA-16
5	5		

FRANCHISE RANKINGS

- Rank first all-time in career net punting average (40.3), among players with at least 10 games played.
- Set franchise record for highest net punting average (42.4) in single season in 2017.
- Tied for third-fewest touchbacks (4) among qualifying punters in single season in 2017.

PRO CAREER

- Averaged 38.7 net yards on 75 punts with 25 inside the 20 and only three touchbacks.
- Averaged 41.0 net yards on 61 punts in 2018, landing 24 punts inside the 20 with four touchbacks.
- Played in all 16 games for Carolina in 2017, delivering career-best season numbers with a franchise-record net punting average of 42.4 and gross punting average of 46.0...Landed 25 punts inside the 20 and only allowed four touchbacks.
- Set franchise record for highest net punting average (42.4) in single season in 2017...Posted single-game career-best net average of 48.7 at San Francisco in season opener (9/10/17)...Booted career-long 63 yard punt at New York Jets (11/26/17).
- Played in the final seven games of 2016 for Carolina, filling in for an injured Andy Lee...Notched a 42.5-yard gross average and recorded 13 punts inside the 20-yard line.

TRANSACTIONS

Signed as an undrafted rookie free agent by Oakland (6/5/14)...Waived by Oakland (8/7/14)...Signed to practice squad by Oakland (12/24/14)...Signed as a free agent by St. Louis (1/5/15)...Waived by St. Louis (9/1/15)...Signed as a free agent by Carolina (4/5/16)...Waived by Carolina (6/8/16)...Signed as a free agent by Baltimore (7/30/16)...Waived by Baltimore (8/3/16)...Signed as a free agent by Indianapolis (8/6/16)...Waived by Indianapolis (8/15/16)...Signed as a free agent by Cleveland (8/31/16)...Waived by Cleveland (9/4/16)...Signed to practice squad by Cleveland (9/6/16)...Terminated from practice squad by Cleveland (9/22/16)...Signed to practice squad by Atlanta (10/5/16)...Terminated from practice squad by Atlanta (10/10/16)...Signed as a free agent by Carolina (11/14/16)...Placed on reserve/non-football injury list by Carolina (knee) (7/28/20).

COLLEGE & PERSONAL

Played in 46 games at Tennessee...Left-footed...Finished career second in school history with a 42.9-yard punting average on 117 punts with 50 inside the 20, seven touchbacks, one block and long of 69 yards...Converted 37-of-50 field goal attempts to rank third in school history with a 74.0 accuracy rate...Made 109-of-115 extra point tries...Totaled 220 points...Served as primary kickoff specialist all four seasons...As a senior in 2013, Second-team All-Southeastern Conference selection...Tied for first in the nation with 33 punts inside the 20...Averaged 44.5 yards on 63 punts, including 19 of more than 50 yards...Connected on 34-of-35 extra point tries and 14-of-17 field goal attempts for a team-leading 76 points. Attended St. Thomas Aquinas HS in Fort Lauderdale, Fla...Majored in communication studies at Tennessee.

REGULAR SEASON COMPARISON: PUNTING - LAS VEGAS RAIDERS

DATE	OPP	W/L	GP/GS	NO	YDS	AVG	TB	I20	LG
11/27/16	CAR @ OAK	L	P	6	280	46.7	0	1	55
TOTALS		0/1	1/0	6	280	46.7	0	1	55

MICHAEL PALARDY'S NFL REGULAR SEASON PUNTING STATISTICS

DATE	TEAM	GP	NO.	YDS.	AVG.	OPP. RET.	YDS.	NET YDS.	AVG.	TB	IN20	LG	BK
2016	Panthers	7	36	1,531	42.5	21	126	1,365	37.9	2	13	56	0
2017	Panthers	16	71	3,269	46.0	30	176	3,013	42.4	4	25	63	0
2018	Panthers	16	61	2,759	45.2	22	181	2,498	41.0	4	24	59	0
2019	Panthers	16	75	3,452	46.0	40	487	2,905	38.7	3	25	62	0
NFL TOTALS		55	243	11,011	45.3	113	970	9,781	40.3	13	87	63	0

MICHAEL PALARDY'S NFL POSTSEASON PUNTING STATISTICS

DATE	TEAM	GP	NO.	YDS.	AVG.	OPP. RET.	YDS.	NET YDS.	AVG.	TB	IN20	LG	BK
2017	Panthers	1	3	145	48.3	2	17	128	42.7	0	1	53	0
NFL TOTALS		1	3	145	48.3	2	17	128	42.7	0	1	53	0

SINGLE-GAME HIGHS: PUNTER

Punts 8 vs. Washington Redskins, Dec 01, 2019
Gross Punting Yards 353 at Tampa Bay Buccaneers, Oct 29, 2017
Gross Punting Avg 54.7 at New Orleans Saints, Dec 30, 2018
Net Punting Yards 338 at Tampa Bay Buccaneers, Oct 13, 2019
Net Punting Avg 48.7 at New Orleans Saints, Dec 30, 2018
...1 more at 48.7.
Longest Punts 63 at New York Jets, Nov 26, 2017

Inside the 20 4 vs. New Orleans Saints, Dec 29, 2019
...1 more at 4.
Pass Attempts 1 at Indianapolis Colts, Dec 22, 2019
...1 more at 1.
Pass Completions 1 at Indianapolis Colts, Dec 22, 2019
Yards Passing 12 at Indianapolis Colts, Dec 22, 2019
Special Teams Tackles 1 vs. Tampa Bay Buccaneers, Sep 12, 2019
...1 more at 1.

SINGLE-GAME HIGHS - POSTSEASON: PUNTER

Punts 3 at New Orleans Saints, Jan 07, 2018
Gross Punting Yards 145 at New Orleans Saints, Jan 07, 2018
Gross Punting Avg 48.3 at New Orleans Saints, Jan 07, 2018
Net Punting Yards 128 at New Orleans Saints, Jan 07, 2018

Net Punting Avg 42.7 at New Orleans Saints, Jan 07, 2018
Longest Punts 53 at New Orleans Saints, Jan 07, 2018
Inside the 20 1 at New Orleans Saints, Jan 07, 2018

2019 GAME-BY-GAME REGULAR SEASON STATISTICS (PANTHERS)

DATE	OPPONENT		NO.	YDS.	AVG.	OPP. RET.	YDS.	NET YDS.	AVG	TB	IN20	LG	BK	W/L/T	SCORE
09/08	Rams	P	4	193	48.3	2	19	154	38.5	1	1	58	0	L	27-30
09/12	Buccaneers	P	5	253	50.6	3	21	232	46.4	0	2	57	0	L	14-20
09/22	at Cardinals	P	3	145	48.3	2	20	125	41.7	0	1	53	0	W	38-20
09/29	at Texans	P	4	158	39.5	1	18	140	35.0	0	3	52	0	W	16-10
10/06	Jaguars	P	5	238	47.6	3	17	221	44.2	0	3	57	0	W	34-27
10/13	at Buccaneers	P	7	350	50.0	6	12	338	48.3	0	2	54	0	W	37-26
10/27	at 49ers	P	7	313	44.7	6	49	264	37.7	0	1	56	0	L	13-51
11/03	Titans	P	4	155	38.8	1	11	144	36.0	0	3	48	0	W	30-20
11/10	at Packers	P	3	122	40.7	0	0	102	34.0	1	1	48	0	L	16-24
11/17	Falcons	P	4	187	46.8	3	78	109	27.3	0	0	57	0	L	3-29
11/24	at Saints	P	3	126	42.0	1	-2	128	42.7	0	0	47	0	L	31-34
12/01	Washington	P	8	338	42.3	5	17	321	40.1	0	1	51	0	L	21-29
12/08	at Falcons	P	4	185	46.3	2	13	172	43.0	0	1	56	0	L	20-40
12/15	Seahawks	P	4	183	45.8	0	0	183	45.8	0	2	49	0	L	24-30
12/22	at Colts	P	3	159	53.0	3	195	-36	-12.0	0	0	56	0	L	6-38
12/29	Saints	P	7	347	49.6	2	19	308	44.0	1	4	62	0	L	10-42
2019 TOTALS			16	75	3,452	46.0	40	487	2,905	38.7	3	25	62	0	5-11

2018 GAME-BY-GAME REGULAR SEASON STATISTICS (PANTHERS)

DATE	OPPONENT		NO.	YDS.	AVG.	OPP. RET.	YDS.	NET YDS.	AVG	TB	IN20	LG	BK	W/L/T	SCORE
09/09	Cowboys	P	6	287	47.8	2	13	254	42.3	1	3	52	0	W	16-8
09/16	at Falcons	P	4	191	47.8	1	3	188	47.0	0	2	53	0	L	24-31
09/23	Bengals	P	4	165	41.3	1	9	156	39.0	0	3	59	0	W	31-21
10/07	Giants	P	3	153	51.0	3	15	138	46.0	0	2	55	0	W	33-31
10/14	at Washington	P	3	133	44.3	1	10	103	34.3	1	0	53	0	L	17-23
10/21	at Eagles	P	5	209	41.8	2	14	175	35.0	1	3	54	0	W	21-17
10/28	Ravens	P	3	137	45.7	1	23	114	38.0	0	2	51	0	W	36-21
11/04	Buccaneers	P	4	200	50.0	2	15	185	46.3	0	1	59	0	W	42-28
11/08	at Steelers	P	5	205	41.0	1	10	195	39.0	0	2	46	0	L	21-52
11/18	at Lions	P	5	222	44.4	1	10	212	42.4	0	1	52	0	L	19-20
11/25	Seahawks	P	1	55	55.0	0	0	55	55.0	0	1	55	0	L	27-30
12/02	at Buccaneers	P	2	113	56.5	1	0	93	46.5	1	0	59	0	L	17-24
12/09	at Browns	P	4	158	39.5	1	19	139	34.8	0	2	54	0	L	20-26
12/17	Saints	P	6	239	39.8	2	13	226	37.7	0	1	56	0	L	9-12
12/23	Falcons	P	3	128	42.7	1	9	119	39.7	0	1	56	0	L	10-24
12/30	at Saints	P	3	164	54.7	2	18	146	48.7	0	0	57	0	W	33-14
2018 TOTALS			16	61	2,759	45.2	22	181	2,498	41.0	4	24	59	0	7-9

2017 GAME-BY-GAME REGULAR SEASON STATISTICS (PANTHERS)


DATE	OPPONENT		NO.	YDS.	AVG.	OPP. RET.	YDS.	NET YDS.	AVG	TB	IN20	LG	BK	W/L/T	SCORE
09/10	at 49ers	P	3	155	51.7	1	9	146	48.7	0	1	58	0	W	23-3
09/17	Bills	P	6	249	41.5	2	2	247	41.2	0	2	55	0	W	9-3
09/24	Saints	P	3	129	43.0	1	12	97	32.3	1	0	56	0	L	13-34
10/01	at Patriots	P	1	35	35.0	0	0	35	35.0	0	0	35	0	W	33-30
10/08	at Lions	P	5	234	46.8	1	6	208	41.6	1	0	60	0	W	27-24
10/12	Eagles	P	3	136	45.3	1	0	136	45.3	0	3	50	0	L	23-28
10/22	at Bears	P	5	263	52.6	2	12	231	46.2	1	1	59	0	L	3-17
10/29	at Buccaneers	P	7	353	50.4	3	23	330	47.1	0	4	55	0	W	17-3
11/05	Falcons	P	5	249	49.8	2	13	236	47.2	0	3	57	0	W	20-17
11/13	Dolphins	P	2	85	42.5	0	0	65	32.5	1	1	43	0	W	45-21
11/26	at Jets	P	6	284	47.3	4	7	277	46.2	0	2	63	0	W	35-27
12/03	at Saints	P	5	215	43.0	2	5	210	42.0	0	2	51	0	L	21-31
12/10	Vikings	P	6	260	43.3	5	54	206	34.3	0	2	56	0	W	31-24
12/17	Packers	P	4	174	43.5	2	15	159	39.8	0	2	55	0	W	31-24
12/24	Buccaneers	P	3	119	39.7	0	0	119	39.7	0	2	46	0	W	22-19
12/31	at Falcons	P	7	329	47.0	4	18	311	44.4	0	0	60	0	L	10-22
2017 TOTALS			16	71	3,269	46.0	30	176	3,013	42.4	4	25	63	0	11-5

2016 GAME-BY-GAME REGULAR SEASON STATISTICS (PANTHERS)

DATE	OPPONENT		NO.	YDS.	AVG.	OPP. RET.	YDS.	NET YDS.	AVG	TB	IN20	LG	BK	W/L/T	SCORE
09/08	at Broncos							NOT ON ROSTER						L	20-21
09/18	49ers							NOT ON ROSTER						W	46-27
09/25	Vikings							NOT ON ROSTER						L	10-22
10/02	at Falcons							NOT ON ROSTER						L	33-48
10/16	at Saints							NOT ON ROSTER						L	38-41
10/30	Cardinals							NOT ON ROSTER						W	30-20
11/13	Chiefs							NOT ON ROSTER						L	17-20
11/17	Saints	P	6	280	46.7	4	46	214	35.7	1	1	56	0	W	23-20
11/27	at Raiders	P	6	280	46.7	5	34	246	41.0	0	1	55	0	L	32-35
12/04	at Seahawks	P	6	254	42.3	3	12	222	37.0	1	3	52	0	L	7-40
12/11	Chargers	P	5	215	43.0	3	2	213	42.6	0	2	49	0	W	28-16
12/19	at Washington	P	6	208	34.7	3	14	194	32.3	0	3	46	0	W	26-15
12/24	Falcons	P	3	130	43.3	1	11	119	39.7	0	2	51	0	L	16-33
01/01	at Buccaneers	P	4	164	41.0	2	7	157	39.3	0	1	47	0	L	16-17
2016 TOTALS			7	36	1,531	42.5	21	126	1,365	37.9	2	13	56	0	5-9

2017 GAME-BY-GAME POSTSEASON STATISTICS (PANTHERS)

DATE	OPPONENT		NO.	YDS.	AVG.	OPP. RET.	YDS.	NET YDS.	AVG	TB	IN20	LG	BK	W/L/T	SCORE
01/07	at Saints	P	3	145	48.3	2	17	128	42.7	0	1	53	0	L	26-31
2017 TOTALS			1	3	145	48.3	2	17	128	42.7	0	1	53	0	0-1



**MATT
PARADIS**
6'3" // 300
BOISE STATE
COUNCIL, IDAHO

61
C

EXPERIENCE (YEARS)		BIRTHDATE	ACQUIRED
NFL	PANTHERS	10.12.89	UFA-19 DEN
6	2		

PRO CAREER

- Started all 16 games at center for Carolina in 2019...Helped running back Christian McCaffrey rank third in the NFL with 1,387 rushing yards.
- In 2018, started nine games for Denver...According to Pro Football Focus, ranked second among all NFL centers in his offensive grade as he allowed just one sack and three hurries on 569 snaps.
- Started all 16 games and played every offensive snap for Denver for the third consecutive season in 2017...Helped spring running back C.J. Anderson for 1,007 rushing yards.
- In 2016, played every offensive snap for Denver for the second consecutive season...Voted by his teammates as the recipient of the 2016 Ed Block Courage Award for battling through injuries to his hips.
- Played every offensive snap in 2015, starting all 16 regular season games and three postseason contests...Helped Denver win Super Bowl 50...Allowed just one sack and was called for only two penalties on the year.
- Spent 2014 season on Denver practice squad.

TRANSACTIONS

Drafted by Denver in the sixth round (207th overall) of the 2014 Draft...Waived by Denver (8/30/14)...Signed to Denver practice squad (8/31/14)...Signed by Denver to a future contract (1/12/15)...Placed on injured reserve by Denver (leg) (11/12/18)...Signed as an unrestricted free agent by Carolina (3/14/19).

COLLEGE & PERSONAL

In 2013, named a second-team All-Mountain West Conference selection after starting all 13 games at center for Boise State and helping the offense rank ninth nationally red zone efficiency (.906)...Selected as Boise State's Outstanding Offensive Lineman and was named a game captain in four contests as a senior...Opened all 13 games at center in 2012 and earned first-team all-conference recognition while contributing to a unit that ranked sixth in the nation in sacks allowed (0.77 per game)...Switched from defensive line to offensive line before the start of his sophomore season...Redshirted as a true freshman. Attended Council High School in Council, Idaho...Last name is pronounced PARE-uh-diss.

MATT PARADIS' NFL REGULAR SEASON STATISTICS

DATE	TEAM	GP	GS
2015	Broncos	16	16
2016	Broncos	16	16
2017	Broncos	16	16
2018	Broncos	9	9
2019	Panthers	16	16
NFL TOTALS		73	73

MATT PARADIS' NFL POSTSEASON STATISTICS

DATE	TEAM	GP	GS
2015	Broncos	3	3
NFL TOTALS		3	3



CHRIS REED
6'4" // 320
MINNESOTA ST-MANKATO
OMAHA, NEB.

64
G

EXPERIENCE (YEARS)		BIRTHDATE	ACQUIRED
NFL	PANTHERS	7.22.92	WV-19 MIA
5	2		

NFL RANKINGS

- Saw action in three games on special teams for Carolina at the end of 2019.
- Played five games for Miami at center, starting one, in 2019.
- Played in 25 games with eight starts from 2016-18 with Jacksonville.

TRANSACTIONS

Signed as an undrafted free agent by Jacksonville (5/8/15)...Waived by Jacksonville (9/5/15)...Signed to Jacksonville practice squad (9/7/15)...Signed to reserve future contract with Jacksonville (1/4/16)...Waived by Jacksonville (9/2/17)...Signed to Jacksonville practice squad (9/3/17)...Signed to Jacksonville active roster (10/7/17)...Signed as a free agent with Miami (3/19/19)...Waived by Miami (12/4/19)...Claimed off waivers by Carolina (12/5/19)...Placed on the reserve/COVID-19 list (9/1/20).

COLLEGE & PERSONAL

In 2012 he played in nine games as a sophomore and started eight...Member of Maverick offensive line that saw backs rush 668 times for 3,300 yards (4.9 ypc; 235.7 ypg) and 38 touchdowns and protected their quarterbacks who completed 166-of-291 passes for 2,370 yards and 19 touchdowns, averaging 169.3 yards per game...The 3,330 yards of rushing, 668 carries, and 38 rushing touchdowns are all second-highest marks on school's single-season charts, while 2,370 yards of passing was tenth-best tally in school history. As a redshirt freshman he tarterd 11 games and was an *Honorable Mention All-NSIC pick*...The Maverick offensive line saw the backfield rush for 2,292 yards and 25 touchdowns and throw for 2,278 yards and 20 touchdowns...MSU averaged 167.9 yards per game on ground and 189.8 yards per game through air. Redshirted in 2010. Participated in both indoor and outdoor track and field and qualified for the 2011 NCAA Division II National Championships in shot put...Attended Omaha Central high school.

CHRIS REED'S NFL REGULAR SEASON STATISTICS

DATE	TEAM	GP	GS
2016	Jaguars	10	4
2017	Jaguars	6	3
2018	Jaguars	9	1
2019	Dolphins	5	1
2019	Panthers	3	0
2019	TOTAL	8	1
NFL TOTALS		33	9



SETH ROBERTS
6'2" // 195
WEST ALABAMA
MOULTRIE, GA.

15
WR

EXPERIENCE (YEARS)		BIRTHDATE	ACQUIRED
NFL	PANTHERS	2.22.91	UFA-20 BAL
6	1		

PRO CAREER

- Appeared in all 16 games for the Ravens in 2019...Tallied 21 receptions for 271 yards and two touchdowns...Contributed to Baltimore's No. 1 scoring offense (33.2 ppg).
- Saw action on 15 games with the Raiders in 2018, including seven starts...Totaled a career high 45 receptions, as well as a career high 494 receiving yards...Also added two touchdown receptions.
- Appeared in 15 games with the Raiders in 2017, including a then-career-high seven starts...Finished the year with 43 receptions for 455 yards and 1 TD...Surpassed the 1,000-yard mark for career receiving yards in Week 5.
- Saw action in all 16 games for the Raiders in 2016, plus the team's sole postseason game...Made six starts...Finished with 397 yards on 38 receptions with five touchdowns...His second-straight season with five touchdowns tied a club record for the most by an undrafted Raider...Caught the game-winning touchdown in overtime, a 41-yard catch on fourth-and-4, at Tampa Bay in Week 8...Caught the Raiders' first receiving touchdown of the season, a 10-yard pass with 52 seconds left in the win at New Orleans in Week 1.
- Appeared in all 16 games for Oakland in 2015, including five starts...Totaled 32 receptions for 480 yards and five touchdowns.
- Did not see game action in 2014 after being waived by the Raiders at the end of the preseason...Signed to Oakland's practice squad, where he spent the entire season.

TRANSACTIONS

Signed with the Raiders as an undrafted free agent (5/16/14)...Waived by the Raiders (8/30/14)...Signed to Oakland's practice squad (9/1/14)...Signed a reserve/future contract with Oakland (12/30/14)...Re-signed with the Raiders (4/18/16)...Re-signed with the Raiders (4/17/17)...Signed with Baltimore as an unrestricted free agent (4/5/19)...Signed with the Panthers as an unrestricted free agent (3/26/20).

COLLEGE & PERSONAL

Played two seasons at West Alabama after transferring from Pearl River Community College in Mississippi...In two seasons at West Alabama, totaled 62 receptions for 1,169 yards and 13 touchdowns...As a senior, recorded 40 catches for 857 yards and a team-leading 12 touchdowns...His scoring total tied for second in the Gulf South Conference Recorded three 100-yard receiving games that season...Recorded 22 receptions for 312 yards and a touchdown as a junior...In two seasons at Pearl River CC, hauled in 100 passes for 1,129 yards and 11 touchdowns. Attended Maclay (Tallahassee, FL) HS, transferring in his junior year...Also played basketball, guiding the Marauders to two district championships...Was named the school's Most Outstanding Male Athlete.

SETH ROBERTS' NFL REGULAR SEASON RUSHING/RECEIVING STATISTICS

DATE	TEAM	GP	GS	RECEIVING					RUSHING				
				NO.	YDS	AVG	LG	TD	NO.	YDS.	AVG.	LG	TD
2015	Raiders	16	5	32	480	15.0	43	5	0	0	0.0	0	0
2016	Raiders	16	6	38	397	10.4	41t	5	0	0	0.0	0	0
2017	Raiders	15	7	43	455	10.6	29	1	0	0	0.0	0	0
2018	Raiders	15	7	45	494	11.0	44	2	3	5	1.7	11	0
2019	Ravens	16	0	21	271	12.9	33t	2	0	0	0.0	0	0
NFL TOTALS		78	25	179	2,097	11.7	44	15	3	5	1.7	11	0

SETH ROBERTS' NFL POSTSEASON RUSHING/RECEIVING STATISTICS

DATE	TEAM	GP	GS	RECEIVING					RUSHING				
				NO.	YDS	AVG	LG	TD	NO.	YDS.	AVG.	LG	TD
2016	Raiders	1	1	1	1	1.0	1	0	0	0	0.0	0	0
2019	Ravens	1	0	2	30	15.0	26	0	0	0	0.0	0	0
NFL TOTALS		2	1	3	31	10.3	26	0	0	0	0.0	0	0

SINGLE-GAME HIGHS: RUSHING/RECEIVING

Rush Attempts 1 at Kansas City Chiefs, Dec 30, 2018
...2 more at 1.

Rushing Yards 11 at Baltimore Ravens, Nov 25, 2018

Longest Runs 11 at Baltimore Ravens, Nov 25, 2018

Receptions 6 at Tennessee Titans, Nov 29, 2015

Receiving Yards 113 at Tennessee Titans, Nov 29, 2015

Longest Receptions 44 at Baltimore Ravens, Nov 25, 2018

Receiving TDs 2 at Tennessee Titans, Nov 29, 2015

All-purpose yards 113 at Tennessee Titans, Nov 29, 2015

Kickoff Returns 2 at Detroit Lions, Nov 22, 2015

Kickoff Return Yards 47 at Detroit Lions, Nov 22, 2015

Longest Kickoff Return 24 at Detroit Lions, Nov 22, 2015

Miscellaneous Tackles 1 at Kansas City Chiefs, Dec 10, 2017
...2 more at 1.

Most TDs 2 at Tennessee Titans, Nov 29, 2015

SINGLE-GAME HIGHS - POSTSEASON: RUSHING/RECEIVING

Receptions 2 vs. Tennessee Titans, Jan 11, 2020
1 at Houston Texans, Jan 07, 2017

Receiving Yards 30 vs. Tennessee Titans, Jan 11, 2020
1 at Houston Texans, Jan 07, 2017

Longest Receptions 26 vs. Tennessee Titans, Jan 11, 2020
4 vs. Tennessee Titans, Jan 11, 2020
1 at Houston Texans, Jan 07, 2017
30 vs. Tennessee Titans, Jan 11, 2020
1 at Houston Texans, Jan 07, 2017

All-purpose yards 1 at Houston Texans, Jan 07, 2017

100-YARD RECEIVING GAMES (1): REGULAR SEASON

DATE	TEAM	NO.	YDS.	AVG.	LG	TD
11/29/15	at Titans	6	113	18.8	38	2

2019 GAME-BY-GAME REGULAR SEASON STATISTICS (RAVENS)

DATE	OPPONENT	P/S	RECEIVING						RUSHING						W/L	SCORE
			NO	YDS	AVG	LG	TD		NO	YDS	AVG	LG	TD			
09/08	at Dolphins	P	1	10	10.0	10	0		0	0	0.0	0	0		W	59-10
09/15	Cardinals	P	0	0	0.0	0	0		0	0	0.0	0	0		W	23-17
09/22	at Chiefs	P	2	37	18.5	25	0		0	0	0.0	0	0		L	28-33
09/29	Browns	P	4	36	9.0	15	0		0	0	0.0	0	0		L	25-40
10/06	at Steelers	P	0	0	0.0	0	0		0	0	0.0	0	0		W	26-23+
10/13	Bengals	P	2	23	11.5	16	0		0	0	0.0	0	0		W	23-17
10/20	at Seahawks	P	1	9	9.0	9	0		0	0	0.0	0	0		W	30-16
11/03	Patriots	P	0	0	0.0	0	0		0	0	0.0	0	0		W	37-20
11/10	at Bengals	P	0	0	0.0	0	0		0	0	0.0	0	0		W	49-13
11/17	Texans	P	1	15	15.0	15t	1		0	0	0.0	0	0		W	41-7
11/25	at Rams	P	3	39	13.0	16	0		0	0	0.0	0	0		W	45-6
12/01	49ers	P	1	5	5.0	5	0		0	0	0.0	0	0		W	20-17
12/08	at Bills	P	1	8	8.0	8	0		0	0	0.0	0	0		W	24-17
12/12	Jets	P	3	66	22.0	33t	1		0	0	0.0	0	0		W	42-21
12/22	at Browns	P	2	23	11.5	12	0		0	0	0.0	0	0		W	31-15
12/29	Steelers	P	0	0	0.0	0	0		0	0	0.0	0	0		W	28-10
2019 TOTALS			16-0	21	271	12.9	33t	2	0	0	0.0	0	0		14-2	

+ - Overtime

2018 GAME-BY-GAME REGULAR SEASON STATISTICS (RAIDERS)

DATE	OPPONENT	P/S	RECEIVING						RUSHING						W/L	SCORE
			NO	YDS	AVG	LG	TD		NO	YDS	AVG	LG	TD			
09/10	Rams	P	1	11	11.0	11	0		0	0	0.0	0	0		L	13-33
09/16	at Broncos	P	3	43	14.3	20t	1		0	0	0.0	0	0		L	19-20
09/23	at Dolphins							INACTIVE							L	20-28
09/30	Browns	P	2	12	6.0	9	0		0	0	0.0	0	0		W	45-42+
10/07	at Chargers	P	4	41	10.3	20	0		0	0	0.0	0	0		L	10-26
10/14	Seahawks	P	5	31	6.2	9	0		0	0	0.0	0	0		L	3-27
10/28	Colts	P	2	42	21.0	31t	1		0	0	0.0	0	0		L	28-42
11/01	at 49ers	S	1	8	8.0	8	0		0	0	0.0	0	0		L	3-34
11/11	Chargers	P	3	39	13.0	15	0		0	0	0.0	0	0		L	6-20
11/18	at Cardinals	P	4	38	9.5	20	0		0	0	0.0	0	0		W	23-21
11/25	at Ravens	S	2	54	27.0	44	0		1	11	11.0	11	0		L	17-34
12/02	Chiefs	S	3	25	8.3	16	0		0	0	0.0	0	0		L	33-40
12/09	Steelers	S	5	76	15.2	39	0		0	0	0.0	0	0		W	24-21
12/16	at Bengals	S	3	29	9.7	20	0		1	-2	-2.0	-2	0		L	16-30
12/24	Broncos	S	2	14	7.0	11	0		0	0	0.0	0	0		W	27-14
12/30	at Chiefs	S	5	31	6.2	10	0		1	-4	-4.0	-4	0		L	3-35
2018 TOTALS			15-7	45	494	11.0	44	2	3	5	1.7	11	0		4-12	

+ - Overtime

2017 GAME-BY-GAME REGULAR SEASON STATISTICS (RAIDERS)

DATE	OPPONENT	P/S	RECEIVING					RUSHING					TD	W/L	SCORE
			NO	YDS	AVG	LG	TD	NO	YDS	AVG	LG	TD			
09/10	at Titans	P	1	19	19.0	19t	1	0	0	0.0	0	0	0	W	26-16
09/17	Jets	P	0	0	0.0	0	0	0	0	0.0	0	0	0	W	45-20
09/24	at Washington	P	4	20	5.0	9	0	0	0	0.0	0	0	0	L	10-27
10/01	at Broncos	S	4	49	12.3	22	0	0	0	0.0	0	0	0	L	10-16
10/08	Ravens	S	2	34	17.0	22	0	0	0	0.0	0	0	0	L	17-30
10/15	Chargers	S	3	35	11.7	15	0	0	0	0.0	0	0	0	L	16-17
10/19	Chiefs	S	1	15	15.0	15	0	0	0	0.0	0	0	0	W	31-30
10/29	at Bills		DID NOT PLAY (NON-INJURY)										0	L	14-34
11/05	at Dolphins	P	2	28	14.0	29	0	0	0	0.0	0	0	0	W	27-24
11/19	Patriots	S	5	36	7.2	9	0	0	0	0.0	0	0	0	L	8-33
11/26	Broncos	S	2	26	13.0	20	0	0	0	0.0	0	0	0	W	21-14
12/03	Giants	S	5	46	9.2	18	0	0	0	0.0	0	0	0	W	24-17
12/10	at Chiefs	P	3	24	8.0	11	0	0	0	0.0	0	0	0	L	15-26
12/17	Cowboys	P	3	52	17.3	28	0	0	0	0.0	0	0	0	L	17-20
12/25	at Eagles	P	3	23	7.7	11	0	0	0	0.0	0	0	0	L	10-19
12/31	at Chargers	P	5	48	9.6	26	0	0	0	0.0	0	0	0	L	10-30
2017 TOTALS		15-7	43	455	10.6	29	1	0	0	0.0	0	0	0	6-10	

2016 GAME-BY-GAME REGULAR SEASON STATISTICS (RAIDERS)


DATE	OPPONENT	P/S	RECEIVING					RUSHING					TD	W/L	SCORE
			NO	YDS	AVG	LG	TD	NO	YDS	AVG	LG	TD			
09/11	at Saints	P	2	19	9.5	10t	1	0	0	0.0	0	0	0	W	35-34
09/18	Falcons	P	3	25	8.3	14	0	0	0	0.0	0	0	0	L	28-35
09/25	at Titans	S	2	27	13.5	19t	1	0	0	0.0	0	0	0	W	17-10
10/02	at Ravens	P	3	12	4.0	7	1	0	0	0.0	0	0	0	W	28-27
10/09	Chargers	S	2	22	11.0	16	0	0	0	0.0	0	0	0	W	34-31
10/16	Chiefs	P	3	29	9.7	19	0	0	0	0.0	0	0	0	L	10-26
10/23	at Jaguars	P	4	42	10.5	26	0	0	0	0.0	0	0	0	W	33-16
10/30	at Buccaneers	P	3	69	23.0	41t	1	0	0	0.0	0	0	0	W	30-24+
11/06	Broncos	P	3	32	10.7	21	0	0	0	0.0	0	0	0	W	30-20
11/21	Texans	S	1	6	6.0	6	0	0	0	0.0	0	0	0	W	27-20
11/27	Panthers	S	3	31	10.3	24	1	0	0	0.0	0	0	0	W	35-32
12/04	Bills	P	2	18	9.0	14	0	0	0	0.0	0	0	0	W	38-24
12/08	at Chiefs	S	2	12	6.0	13	0	0	0	0.0	0	0	0	L	13-21
12/18	at Chargers	S	2	27	13.5	22	0	0	0	0.0	0	0	0	W	19-16
12/24	Colts	P	0	0	0.0	0	0	0	0	0.0	0	0	0	W	33-25
01/01	at Broncos	P	3	26	8.7	12	0	0	0	0.0	0	0	0	L	6-24
2016 TOTALS		16-6	38	397	10.4	41t	5	0	0	0.0	0	0	0	12-4	

+ - Overtime

2015 GAME-BY-GAME REGULAR SEASON STATISTICS (RAIDERS)

DATE	OPPONENT	P/S	RECEIVING					RUSHING					TD	W/L	SCORE
			NO	YDS	AVG	LG	TD	NO	YDS	AVG	LG	TD			
09/13	Bengals	P	3	12	4.0	7	0	0	0	0.0	0	0	0	L	13-33
09/20	Ravens	P	1	12	12.0	12t	1	0	0	0.0	0	0	0	W	37-33
09/27	at Browns	P	3	56	18.7	36	1	0	0	0.0	0	0	0	W	27-20
10/04	at Bears	P	0	0	0.0	0	0	0	0	0.0	0	0	0	L	20-22
10/11	Broncos	P	0	0	0.0	0	0	0	0	0.0	0	0	0	L	10-16
10/25	at Chargers	P	1	6	6.0	6	0	0	0	0.0	0	0	0	W	37-29
11/01	Jets	P	1	21	21.0	21	0	0	0	0.0	0	0	0	W	34-20
11/08	at Steelers	S	3	73	24.3	36	0	0	0	0.0	0	0	0	L	35-38
11/15	Vikings	P	1	5	5.0	5	0	0	0	0.0	0	0	0	L	14-30
11/22	at Lions	S	2	54	27.0	43	0	0	0	0.0	0	0	0	L	13-18
11/29	at Titans	S	6	113	18.8	38	2	0	0	0.0	0	0	0	W	24-21
12/06	Chiefs	P	4	51	12.8	17	0	0	0	0.0	0	0	0	L	20-34
12/13	at Broncos	S	2	20	10.0	11t	1	0	0	0.0	0	0	0	W	15-12
12/20	Packers	S	0	0	0.0	0	0	0	0	0.0	0	0	0	L	20-30
12/24	Chargers	P	2	37	18.5	33	0	0	0	0.0	0	0	0	W	23-20+
01/03	at Chiefs	P	3	20	6.7	19	0	0	0	0.0	0	0	0	L	17-23
2015 TOTALS		16-5	32	480	15.0	43	5	0	0	0.0	0	0	0	7-9	

+ - Overtime



**CURTIS
SAMUEL**
5'11" // 195
OHIO STATE
BROOKLYN, N.Y.

10
WR

EXPERIENCE (YEARS)		BIRTHDATE	ACQUIRED
NFL	PANTHERS	8.11.96	D2A-17
4	4		

PRO CAREER

- Recorded 54 receptions for career-best 627 receiving yards and team-leading six receiving touchdowns in 2019, to go along with 130 yards rushing and one rushing touchdown.
- Played in 13 games with eight starts in 2018...Tallied 39 receptions for 494 receiving yards and eight rushes for 84 rushing yards and accumulated 209 kick return yards...Scored seven touchdowns on the year, five receiving and two rushing, tied for the most among NFL wide receivers.
- Scored a rushing and receiving touchdown against Tampa Bay (11/4/18), becoming the first Panthers wide receiver to do both in the same game since Keyshawn Johnson in 2006.
- Played in nine games with four starts in 2017 before ending the season on injured reserve with an ankle injury...Tallied 115 yards receiving, 64 yards rushing and 220 yards of kickoff returns in 2017.

TRANSACTIONS

Selected in the second round (40th overall) of the NFL Draft by Carolina (4/28/17)...Placed on injured reserve with broken ankle (11/24/17)...Placed on non-football injury list (ankle) (7/25/18)...Passed physical (8/1/18).

COLLEGE & PERSONAL

Played in 40 games with 13 starts at Ohio State...Entered NFL following junior season...Moved to H-back during spring practice after freshman season...Totaled 3,007 all-purpose yards...Only player in school history with 1,000 career rushing and receiving yards...Rushed for 1,286 yards and 15 touchdowns on 172 attempts...Posted 107 receptions for 1,249 yards and nine touchdowns...Averaged 21.6 yards on 21 kickoff returns for 453 yards...Returned six punts for 19 yards...2016 First-team All-American...2016 First-team All-Big Ten Conference selection at wide receiver...Only player in the nation with 700 rushing and 700 receiving yards...Accounted for 18 plays of 20 or more yards...Ranked second in the conference with team highs of 74 catches, 865 receiving yards and seven receiving touchdowns...Reception total marked the second most in school history...Produced 771 rushing yards and eight touchdowns on 97 carries...Scored a team-leading 15 total touchdowns, including the game-winner on a 15-yard run in the second overtime to help the Buckeyes defeat Michigan and earn a spot in the College Football Playoff...Attended Erasmus Hall High School in Brooklyn, N.Y.

CURTIS SAMUEL'S NFL REGULAR SEASON RUSHING/RECEIVING STATISTICS

DATE	TEAM	GP	GS	RECEIVING					RUSHING				
				NO.	YDS	AVG	LG	TD	NO.	YDS.	AVG.	LG	TD
2017	Panthers	9	4	15	115	7.7	23	0	4	64	16.0	31	0
2018	Panthers	13	8	39	494	12.7	53t	5	8	84	10.5	33t	2
2019	Panthers	16	15	54	627	11.6	44	6	19	130	6.8	16	1
NFL TOTALS		38	27	108	1,236	11.4	53t	11	31	278	9.0	33t	3

CURTIS SAMUEL'S NFL REGULAR SEASON RETURN STATISTICS

KICKOFF RETURNS							PUNT RETURNS					
DATE	TEAM	RET.	YDS.	AVG.	LG	TD	NO.	FC	YDS	AVG	LG	TD
2017	Panthers	10	221	22.1	33	0	0	0	0	0.0	0	0
2018	Panthers	10	209	20.9	32	0	0	0	0	0.0	0	0
2019	Panthers	0	0	0.0	0	0	0	0	0	0.0	0	0
NFL TOTALS		20	430	21.5	33	0	0	0	0	0.0	0	0

SINGLE-GAME HIGHS: RUSHING/RECEIVING

Rush Attempts 4 vs. Seattle Seahawks, Dec 15, 2019
...1 more at 4.

Rushing Yards 40 at New Orleans Saints, Nov 24, 2019

Longest Runs 33t vs. Tampa Bay Buccaneers, Nov 04, 2018

Rushing TDs 1 at Tampa Bay Buccaneers, Oct 13, 2019
...2 more at 1.

Receptions 7 vs. Atlanta Falcons, Dec 23, 2018

Receiving Yards 91 vs. Tampa Bay Buccaneers, Sep 12, 2019

Longest Receptions 53t at New Orleans Saints, Dec 30, 2018

Receiving TDs 1 vs. Seattle Seahawks, Dec 15, 2019
...10 more at 1.

All-purpose yards 126 at Pittsburgh Steelers, Nov 08, 2018

Kickoff Returns 5 at Pittsburgh Steelers, Nov 08, 2018

Kickoff Return Yards 107 at Pittsburgh Steelers, Nov 08, 2018

Longest Kickoff Return 33 vs. Philadelphia Eagles, Oct 12, 2017

Special Teams Tackles 2 at Pittsburgh Steelers, Nov 08, 2018

Miscellaneous Tackles 2 vs. Atlanta Falcons, Nov 17, 2019

Most TDs 2 at Tampa Bay Buccaneers, Oct 13, 2019
...1 more at 2.

2019 GAME-BY-GAME REGULAR SEASON STATISTICS (PANTHERS)

DATE	OPPONENT	P/S	RECEIVING					RUSHING					TD	W/L	SCORE
			NO	YDS	AVG	LG	TD	NO	YDS	AVG	LG	TD			
09/08	Rams	S	3	32	10.7	16	0	0	0	0.0	0	0	L	27-30	
09/12	Buccaneers	S	5	91	18.2	44	0	1	2	2.0	2	0	L	14-20	
09/22	at Cardinals	S	5	53	10.6	15	1	0	0	0.0	0	0	W	38-20	
09/29	at Texans	S	3	32	10.7	12	0	1	1	1.0	1	0	W	16-10	
10/06	Jaguars	S	3	19	6.3	7	0	2	25	12.5	16	0	W	34-27	
10/13	at Buccaneers	S	4	70	17.5	30	1	1	8	8.0	8t	1	W	37-26	
10/27	at 49ers	S	4	46	11.5	20	0	0	0	0.0	0	0	L	13-51	
11/03	Titans	S	3	64	21.3	32	1	1	10	10.0	10	0	W	30-20	
11/10	at Packers	P	4	35	8.8	15	1	0	0	0.0	0	0	L	16-24	
11/17	Falcons	S	4	25	6.3	14	0	0	0	0.0	0	0	L	3-29	
11/24	at Saints	S	1	9	9.0	9	0	4	40	10.0	13	0	L	31-34	
12/01	Washington	S	4	65	16.3	33	1	0	0	0.0	0	0	L	21-29	
12/08	at Falcons	S	2	25	12.5	13	0	3	17	5.7	13	0	L	20-40	
12/15	Seahawks	S	5	31	6.2	12	1	4	23	5.8	7	0	L	24-30	
12/22	at Colts	S	2	17	8.5	12	0	2	4	2.0	3	0	L	6-38	
12/29	Saints	S	2	13	6.5	11	0	0	0	0.0	0	0	L	10-42	
2019 TOTALS		16-15	54	627	11.6	44	6	19	130	6.8	16	1	5-11		

2018 GAME-BY-GAME REGULAR SEASON STATISTICS (PANTHERS)

DATE	OPPONENT	P/S	RECEIVING					RUSHING					TD	W/L	SCORE
			NO	YDS	AVG	LG	TD	NO	YDS	AVG	LG	TD			
09/09	Cowboys		ON INACTIVE LIST											W	16-8
09/16	at Falcons		ON INACTIVE LIST											L	24-31
09/23	Bengals		ON INACTIVE LIST											W	31-21
10/07	Giants	P	2	37	18.5	25t	1	0	0	0.0	0	0	W	33-31	
10/14	at Washington	P	0	0	0.0	0	0	0	0	0.0	0	0	L	17-23	
10/21	at Eagles	P	1	16	16.0	16	0	2	9	4.5	14t	1	W	21-17	
10/28	Ravens	S	3	28	9.3	11	0	0	0	0.0	0	0	W	36-21	
11/04	Buccaneers	S	2	25	12.5	19t	1	1	33	33.0	33t	1	W	42-28	
11/08	at Steelers	P	4	18	4.5	11	0	1	1	1.0	1	0	L	21-52	
11/18	at Lions	P	5	55	11.0	17	1	0	0	0.0	0	0	L	19-20	
11/25	Seahawks	S	2	17	8.5	10	1	1	25	25.0	25	0	L	27-30	
12/02	at Buccaneers	S	6	88	14.7	31	0	1	8	8.0	8	0	L	17-24	
12/09	at Browns	S	4	80	20.0	33	0	0	0	0.0	0	0	L	20-26	
12/17	Saints	S	1	17	17.0	17	0	2	8	4.0	6	0	L	9-12	
12/23	Falcons	S	7	41	5.9	9	0	0	0	0.0	0	0	L	10-24	
12/30	at Saints	S	2	72	36.0	53t	1	0	0	0.0	0	0	W	33-14	
2018 TOTALS	13-8		39	494	12.7	53t	5	8	84	10.5	33t	2	7-9		

2017 GAME-BY-GAME REGULAR SEASON STATISTICS (PANTHERS)

2017 DRAFT BY DRAFT REQUESTER: SCOTT GRIFFITH (10/10/17)															
			RECEIVING					RUSHING							
DATE	OPPONENT	P/S	NO	YDS	AVG	LG	TD	NO	YDS	AVG	LG	TD	W/L	SCORE	
09/10	at 49ers	P	0	0	0.0	0	0	0	0	0.0	0	0	W	23-3	
09/17	Bills	P	2	7	3.5	8	0	0	0	0.0	0	0	W	9-3	
09/24	Saints	S	2	5	2.5	7	0	1	31	31.0	31	0	L	13-34	
10/01	at Patriots		ON INACTIVE LIST										W	33-30	
10/08	at Lions	P	0	0	0.0	0	0	0	0	0.0	0	0	W	27-24	
10/12	Eagles	P	0	0	0.0	0	0	1	8	8.0	8	0	L	23-28	
10/22	at Bears	S	1	20	20.0	20	0	0	0	0.0	0	0	L	3-17	
10/29	at Buccaneers	P	2	15	7.5	9	0	1	11	11.0	11	0	W	17-3	
11/05	Falcons	S	3	23	7.7	12	0	1	14	14.0	14	0	W	20-17	
11/13	Dolphins	S	5	45	9.0	23	0	0	0	0.0	0	0	W	45-21	
11/26	at Jets		INJURED RESERVE										W	35-27	
12/03	at Saints		INJURED RESERVE										L	21-31	
12/10	Vikings		INJURED RESERVE										W	31-24	
12/17	Packers		INJURED RESERVE										W	31-24	
12/24	Buccaneers		INJURED RESERVE										W	22-19	
12/31	at Falcons		INJURED RESERVE										L	10-22	
2017 TOTALS		9-4	15	115	7.7	23	0	4	64	16.0	31	0	11-5		



MICHAEL SCHOFIELD
6'6" // 300
MICHIGAN
ORLAND PARK, ILL.

75
G

EXPERIENCE (YEARS)		BIRTHDATE	ACQUIRED
NFL	PANTHERS	11.15.90	FA-20
7	1		

PRO CAREER

- Played three seasons for the Los Angeles Chargers from 2017-19...Started in all 16 games in 2018 and 2019...Helped the Chargers rank seventh in total yards (17,867) between 2017 and 2019.
- In 2019, ranked 10th among qualified offensive guards in pass blocking grade (76.9) according to PFF.
- In 2017, helped Melvin Gordon rush for 1,105 yards and eight touchdowns on the ground...That season, he bolstered a Chargers offensive line that allowed the fewest sacks (18) in the NFL.
- Spent three seasons in Denver from 2014-16...Did not see action in 2014, but started 13 games in 2015 and 16 games in 2016...Part of a Denver offense that won Super Bowl 50.

TRANSACTIONS

Selected by the Denver Broncos in the fourth round (95th overall) of the 2014 NFL Draft...Waived by Denver (9/2/17)...Claimed off waivers by Los Angeles Chargers (9/3/17)...Signed as a free agent with Carolina (5/2/20).

COLLEGE & PERSONAL


Played four seasons (2010-13) at Michigan after redshirting in 2009...Played in all 52 possible games of his four-year career...Recorded 31 blocks resulting in a rushing TD during his three years (2011-13) as a starter...Part of an offensive line that allowed just 17 sacks as a senior, leading to his second-team All-Big Ten recognition...As a sophomore, blocked for a rushing offense that finished No. 2 in the Big Ten with 221.9 rushing yards per game. Attended Carl Sandburg HS in Orland Park, Ill.

MICHAEL SCHOFIELD'S NFL REGULAR SEASON STATISTICS

DATE	TEAM	GP	GS
2014	Broncos	0	0
2015	Broncos	13	13
2016	Broncos	16	16
2017	Chargers	15	5
2018	Chargers	16	16
2019	Chargers	16	16
NFL TOTALS		76	66

MICHAEL SCHOFIELD'S NFL POSTSEASON STATISTICS

DATE	TEAM	GP	GS
2014	Broncos	0	0
2015	Broncos	3	3
2018	Chargers	2	2
NFL TOTALS		5	5



**KAWANN
SHORT**
6'3" // 315
PURDUE
EAST CHICAGO, IND.

99
DT

EXPERIENCE (YEARS)		BIRTHDATE	ACQUIRED
NFL	PANTHERS	2.2.89	D2-13
8	8		

NFL RANKINGS

- Since the start of 2015, Short has 27.5 sacks, fifth-most in the NFL by a defensive tackle in that span.
- Recorded 11.0 sacks in 2015, tied for the NFL lead among defensive tackles...Had four games with two or more sacks in 2015, second-most in the NFL.

FRANCHISE RANKINGS

- Ranks sixth in franchise history with 32.5 career sacks, the most by a defensive tackle.
- Led the Panthers with a career-high 11.0 sacks in 2015, most by a defensive tackle in team history.
- Named NFC Defensive Player of the Month for October and December to become the first player in franchise history to win multiple Player of the Month Awards in a single season.
- Became first defensive tackle in team history to be named Defensive Player of the Month (October, December)...Became first defensive tackle in team history to be named Player of the Week (Week 6).

HONORS

- Pro Bowl (2018, 2015)
- AP All-Pro Second Team (2015)
- PFWA All-NFC (2015)
- PFWA All-Rookie (2013)
- NFC Defensive Player of the Month (October, December)
- NFC Defensive Player of the Week (Week 6)

PRO CAREER

- Started first two games of season before suffering rotator cuff injury and going to injured reserve...Tallied four tackles in his limited action.
- Earned second career Pro Bowl appearance as he started 14 games for Carolina in 2018...tallied 50 tackles, three sacks and one forced fumble...Tallied 12 tackles for loss, tied for fourth-most by an NFL defensive tackle in 2018.
- Started all 16 games and one post season game for Carolina in 2017...Ranked third on the team with seven and a half sacks and helped Carolina rank third in the 2017 NFL regular season with 50 sacks...Ranked second on the team in 2017 with 29 quarterback pressures.
- Started all 16 games, including 14 at defensive end and two at defensive end, for Carolina in 2016...Recorded career-high 54 tackles...Ranked second on the team with six sacks and 23 quarterback hurries.
- Named to first career Pro Bowl in 2015...Selected to AP All-Pro Second Team and named PFWA All-NFC...Started career-high 16 games for Carolina in 2015...Started all three postseason contests, including Super Bowl 50 vs. Denver (2/7/16)...Ranked first on the team with 32 quarterback pressures and 11 sacks...Tied for the team lead with two fumble recoveries and tied for second with a career-high three forced fumbles...Posted career-highs with 51 tackles and six passes defended...Contributed to unit that ranked sixth in the NFL in total defense and scoring defense.
- Recorded career-high three sacks vs. Philadelphia (10/25/15)...Added career-high seven tackles.
- Became the first player to win multiple NFC Defensive Player of the Month Awards in a season since Green Bay's Charles Woodson in 2009 (September, November, December).
- Played in 16 games, starting the last nine, for Carolina in 2014...Posted 38 tackles and 3.5 sacks...Registered 12 quarterback pressures, one forced fumble, two fumble recoveries and three passes defended.
- PFWA All-Rookie selection in 2013...Posted 33 tackles, 1.5 sacks, one forced fumble and one fumble recovery...Tied for second on the team with 21 quarterback pressures...Contributed to Carolina unit in 2013 that ranked second in the NFL in total defense and points allowed and led the league in sacks while finishing second in rushing defense and sixth in passing defense.
- Recorded first career sack vs. New York Giants (9/22/13), dropping Eli Manning for a five-yard loss...Part of defensive effort in which the Panthers became the first NFL team since 2002 to post a shutout victory of 38 points or more, register at least seven sacks and three turnovers and hold an opponent to 150 total net yards or less.

TRANSACTIONS

Selected in the second round (44th overall) of the NFL Draft by Carolina (4/26/13)...Designated as franchise player by Carolina (2/27/17)...Signed to contract extension by Carolina (4/17/17)...Placed on injured reserve with Carolina (10/1/19).

COLLEGE & PERSONAL

Started all 50 games played at Purdue...Powerful three-down defensive tackle strong against the run and possesses variety of pass-rush moves...Gathered 186 tackles, 49 tackles for loss, 19.5 sacks, two forced fumbles, four fumble recoveries, two interceptions and 15 passes defended...Ranks third in school history for the most tackles for loss and sacks by a defensive tackle...Blocked a school-record eight kicks, including six field goals...2012 (Sr.): Second-team All-American...First-team All-Big Ten Conference selection...Started 13 games...Led the Boilermakers for the second consecutive season with seven sacks and 15.5 tackles for loss...Posted 43 tackles, one forced fumble, two fumble recoveries and four passes defended...2011 (Jr.): Second-team All-Big Ten Conference choice...Named the team's defensive most valuable player...Started 13 games...Paced the Boilermakers with 6.5 sacks and 17 tackles for loss, the most by a Purdue defensive tackle since 1992...Registered 54 tackles, one forced fumble, one fumble recovery and two passes defended...2010 (So.): Started 12 games...Finished second on the team with six sacks and 12.5 tackles for loss to go along with 41 tackles...Became the first defensive tackle in school history to lead the team in passes defended with eight...2009 (Fr.): Freshman All-American by College Football News...Big Ten Conference All-Freshman by The Sporting News...Earned the team's newcomer award...Started 12 games...Notched 48 tackles, four tackles for loss, one fumble recovery, two interceptions and one pass defended...Redshirted as a true freshman in 2008...Attended Central HS in East Chicago, Ind....Majored in organizational leadership and supervision at Purdue...First name is pronounced KAY-won.

REGULAR SEASON COMPARISON: DEFENSIVE - LAS VEGAS RAIDERS

DATE	OPP	TACKLES										MISC			
		W/L	GP/GS	TOT	SOLO	ASST	SACK	YDS	INT	TFL	PD	QBH	TD	FF	FR
11/27/16	CAR @ OAK	L	S	6	2	4	0.0	0	0	1	0	0	0	0	0
TOTALS		0/1	1/1	6	2	4	0.0	0	0	1	0	0	0	0	0

KAWANN SHORT'S NFL REGULAR SEASON DEFENSIVE STATISTICS

		TACKLES										INTERCEPTIONS					O. FUMB				ST			
DATE	TEAM	GP	GS	TK	S	A	TFL	YDS	SK	YDS	QBH	NO	YDS	LG	TD	PD	FF	FR	YDS	TK	S	A	FF	FR
2013	Panthers	16	0	30	18	12	4	13	1.5	9.0	11	0	0	0	0	1	1	1	0	0	0	0	0	0
2014	Panthers	16	9	39	20	19	4	12	3.5	19.5	11	0	0	0	0	2	1	2	0	0	0	0	0	0
2015	Panthers	16	16	55	36	19	16	75	11.0	91.0	18	0	0	0	0	4	3	2	0	0	0	0	0	0
2016	Panthers	16	16	55	30	25	12	52	6.0	31.0	17	0	0	0	0	3	1	0	0	0	0	0	0	0
2017	Panthers	16	16	49	27	22	7	22	7.5	35.5	17	0	0	0	0	1	2	1	11	0	0	0	0	0
2018	Panthers	14	14	42	29	13	12	44	3.0	20.0	7	0	0	0	0	1	1	0	0	0	0	0	0	0
2019	Panthers	2	2	4	4	0	1	0	0.0	0.0	3	0	0	0	0	0	0	0	0	0	0	0	0	0
NFL TOTALS		96	73	274	164	110	56	218	32.5	206.0	84	0	0	0	0	12	9	6	11	0	0	0	0	0

KAWANN SHORT'S NFL POSTSEASON DEFENSIVE STATISTICS

		TACKLES										INTERCEPTIONS					O. FUMB			ST				MISC		
DATE	TEAM	GP	GS	TK	S	A	TFL	YDS	SK	YDS	QBH	NO	YDS	LG	TD	PD	FF	FR	YDS	TK	S	A	FF	FR	S	A
2013	Panthers	1	0	5	1	4	0	0	0.0	0.0	0	0	0	0	0	0	0	0	0	0	0	0	0	0	0	0
2014	Panthers	2	2	5	1	4	1	6	1.0	6.0	1	0	0	0	0	0	0	0	0	0	0	0	0	0	0	0
2015	Panthers	3	3	5	4	1	1	10	2.0	11.0	5	0	0	0	0	0	1	0	0	0	0	0	0	0	0	0
2017	Panthers	1	1	3	2	1	1	7	1.0	7.0	1	0	0	0	0	0	0	0	0	0	0	0	0	0	0	0
NFL TOTALS		7	6	18	8	10	3	23	4.0	24.0	7	0	0	0	0	0	1	0	0	0	0	0	0	0	0	0

SINGLE-GAME HIGHS: DEFENSIVE

Total Tackles 8 vs. Philadelphia Eagles, Oct 25, 2015
Sacks 3.0 vs. Philadelphia Eagles, Oct 25, 2015
Passes Defended 1 at Detroit Lions, Nov 18, 2018
...11 more at 1.

Forced Fumbles 2 vs. Atlanta Falcons, Dec 13, 2015
Fumble Recoveries 1 vs. Philadelphia Eagles, Oct 12, 2017
...5 more at 1.
Tackles For Loss 4 vs. Philadelphia Eagles, Oct 25, 2015

SINGLE-GAME HIGHS - POSTSEASON: DEFENSIVE

Total Tackles 5 vs. San Francisco 49ers, Jan 12, 2014
4 at Seattle Seahawks, Jan 10, 2015
Sacks 1.0 at New Orleans Saints, Jan 07, 2018
1.0 vs. Arizona Cardinals, Jan 24, 2016
...2 more at 1.0.

Forced Fumbles 1 vs. Arizona Cardinals, Jan 24, 2016
Tackles For Loss 1 at New Orleans Saints, Jan 07, 2018
...2 more at 1.

2019 GAME-BY-GAME REGULAR SEASON STATISTICS (PANTHERS)

DATE	OPPONENT	P/S	TACKLES								INTERCEPTIONS					O. FUMB			ST				W/L	SCORE	
			TK	S	A	SK	YDS	TFL	YDS	QBH	NO	YDS	LG	TD	PD	FF	FR	YDS	TK	S	A	FF			FR
09/08	Rams	S	3	3	0	0.0	0.0	1	0	2	0	0	0	0	0	0	0	0	0	0	0	0	0	L	27-30
09/12	Buccaneers	S	1	1	0	0.0	0.0	0	0	1	0	0	0	0	0	0	0	0	0	0	0	0	0	L	14-20
09/22	at Cardinals		ON INACTIVE LIST																			W	38-20		
09/29	at Texans		ON INACTIVE LIST																			W	16-10		
10/06	Jaguars		INJURED RESERVE																			W	34-27		
10/13	at Buccaneers		INJURED RESERVE																			W	37-26		
10/27	at 49ers		INJURED RESERVE																			L	13-51		
11/03	Titans		INJURED RESERVE																			W	30-20		
11/10	at Packers		INJURED RESERVE																			L	16-24		
11/17	Falcons		INJURED RESERVE																			L	3-29		
11/24	at Saints		INJURED RESERVE																			L	31-34		
12/01	Washington		INJURED RESERVE																			L	21-29		
12/08	at Falcons		INJURED RESERVE																			L	20-40		
12/15	Seahawks		INJURED RESERVE																			L	24-30		
12/22	at Colts		INJURED RESERVE																			L	6-38		
12/29	Saints		INJURED RESERVE																			L	10-42		
2019 TOTALS		2-2	4	4	0	0.0	0.0	1	0	3	0	0	0	0	0	0	0	0	0	0	0	0	5-11		

2018 GAME-BY-GAME REGULAR SEASON STATISTICS (PANTHERS)

DATE	OPPONENT	P/S	TACKLES								INTERCEPTIONS					O. FUMB			ST				W/L	SCORE
			TK	S	A	SK	YDS	TFL	YDS	QBH	NO	YDS	LG	TD	PD	FF	FR	YDS	TK	S	A	FF		
09/09	Cowboys	S	2	2	0	2.0	10.0	2	10	4	0	0	0	0	0	0	0	0	0	0	0	0	W	16-8
09/16	at Falcons	S	6	5	1	0.0	0.0	2	5	0	0	0	0	0	0	1	0	0	0	0	0	0	L	24-31
09/23	Bengals	S	3	2	1	0.0	0.0	1	4	0	0	0	0	0	0	0	0	0	0	0	0	0	W	31-21
10/07	Giants	S	2	1	1	0.0	0.0	1	1	0	0	0	0	0	0	0	0	0	0	0	0	0	W	33-31
10/14	at Washington	S	2	1	1	0.0	0.0	0	0	0	0	0	0	0	0	0	0	0	0	0	0	0	L	17-23
10/21	at Eagles	S	4	4	0	0.0	0.0	2	4	0	0	0	0	0	0	0	0	0	0	0	0	0	W	21-17
10/28	Ravens	S	0	0	0	0.0	0.0	0	0	1	0	0	0	0	0	0	0	0	0	0	0	0	W	36-21
11/04	Buccaneers	S	4	2	2	0.0	0.0	1	8	1	0	0	0	0	0	0	0	0	0	0	0	0	W	42-28
11/08	at Steelers	S	3	2	1	0.0	0.0	1	0	0	0	0	0	0	0	0	0	0	0	0	0	0	L	21-52
11/18	at Lions	S	2	2	0	0.0	0.0	0	0	0	0	0	0	0	1	0	0	0	0	0	0	0	L	19-20
11/25	Seahawks	S	6	2	4	0.0	0.0	1	2	0	0	0	0	0	0	0	0	0	0	0	0	0	L	27-30
12/02	at Buccaneers	S	3	2	1	1.0	10.0	1	10	1	0	0	0	0	0	0	0	0	0	0	0	0	L	17-24
12/09	at Browns	S	1	1	0	0.0	0.0	0	0	0	0	0	0	0	0	0	0	0	0	0	0	0	L	20-26
12/17	Saints	S	4	3	1	0.0	0.0	0	0	0	0	0	0	0	0	0	0	0	0	0	0	0	L	9-12
12/23	Falcons		ON INACTIVE LIST																			L	10-24	
12/30	at Saints		ON INACTIVE LIST																			W	33-14	
2018 TOTALS			14-14	42	29	13	3.0	20.0	12	44	7	0	0	0	0	1	1	0	0	0	0	0	7-9	

2017 GAME-BY-GAME REGULAR SEASON STATISTICS (PANTHERS)

DATE	OPPONENT	P/S	TACKLES								INTERCEPTIONS				O. FUMB			ST				SCORE		
			TK	S	A	SK	YDS	TFL	YDS	QBH	NO	YDS	LG	TD	PD	FF	FR	YDS	TK	S	A		FF	FR
09/10	at 49ers	S	2	2	0	0.0	0.0	0	0	0	0	0	0	0	0	0	0	0	0	0	0	0	W	23-3
09/17	Bills	S	3	2	1	0.0	0.0	0	0	0	0	0	0	0	0	0	0	0	0	0	0	0	W	9-3
09/24	Saints	S	2	1	1	0.0	0.0	0	0	1	0	0	0	0	0	0	0	0	0	0	0	0	L	13-34
10/01	at Patriots	S	2	1	1	1.0	3.0	1	3	2	0	0	0	0	0	0	0	0	0	0	0	0	W	33-30
10/08	at Lions	S	3	3	0	2.0	7.0	2	3	2	0	0	0	0	0	1	0	0	0	0	0	0	W	27-24
10/12	Eagles	S	4	0	4	0.0	0.0	0	0	0	0	0	0	0	0	0	1	11	0	0	0	0	L	23-28
10/22	at Bears	S	3	2	1	1.0	4.0	1	4	1	0	0	0	0	0	0	0	0	0	0	0	0	L	3-17
10/29	at Buccaneers	S	4	4	0	0.0	0.0	1	4	1	0	0	0	0	0	0	0	0	0	0	0	0	W	17-3
11/05	Falcons	S	2	2	0	0.0	0.0	0	0	2	0	0	0	0	0	0	0	0	0	0	0	0	W	20-17
11/13	Dolphins	S	7	1	6	0.0	0.0	0	0	0	0	0	0	0	0	0	0	0	0	0	0	0	W	45-21
11/26	at Jets	S	4	1	3	0.0	0.0	0	0	1	0	0	0	0	0	0	0	0	0	0	0	0	W	35-27
12/03	at Saints	S	2	1	1	0.0	0.0	0	0	0	0	0	0	0	0	0	0	0	0	0	0	0	L	21-31
12/10	Vikings	S	3	3	0	2.0	8.0	2	8	2	0	0	0	0	0	0	0	0	0	0	0	0	W	31-24
12/17	Packers	S	0	0	0	0.0	0.0	0	0	1	0	0	0	0	0	0	0	0	0	0	0	0	W	31-24
12/24	Buccaneers	S	5	1	4	1.5	13.5	0	0	2	0	0	0	0	0	1	0	0	0	0	0	0	W	22-19
12/31	at Falcons	S	3	3	0	0.0	0.0	0	0	2	0	0	0	0	1	0	0	0	0	0	0	0	L	10-22
2017 TOTALS		16-16	49	27	22	7.5	35.5	7	22	17	0	0	0	0	1	2	1	11	0	0	0	0	11-5	

2016 GAME-BY-GAME REGULAR SEASON STATISTICS (PANTHERS)

DATE	OPPONENT	P/S	TACKLES								INTERCEPTIONS				O. FUMB			ST				W/L	SCORE	
			TK	S	A	SK	YDS	TFL	YDS	QBH	NO	YDS	LG	TD	PD	FF	FR	YDS	TK	S	A			FF
09/08	at Broncos	S	2	2	0	0.0	0.0	0	0	0	0	0	0	0	0	0	0	0	0	0	0	0	L	20-21
09/18	49ers	S	3	2	1	0.0	0.0	1	5	1	0	0	0	0	0	0	0	0	0	0	0	0	W	46-27
09/25	Vikings	S	5	1	4	0.0	0.0	1	4	0	0	0	0	0	0	0	0	0	0	0	0	0	L	10-22
10/02	at Falcons	S	5	4	1	1.0	8.0	2	12	1	0	0	0	0	0	0	0	0	0	0	0	0	L	33-48
10/10	Buccaneers	S	3	1	2	0.0	0.0	0	0	0	0	0	0	0	0	0	0	0	0	0	0	0	L	14-17
10/16	at Saints	S	3	2	1	0.0	0.0	1	4	2	0	0	0	0	0	0	0	0	0	0	0	0	L	38-41
10/30	Cardinals	S	3	1	2	1.0	7.0	1	7	2	0	0	0	0	0	0	0	0	0	0	0	0	W	30-20
11/06	at Rams	S	2	2	0	0.0	0.0	0	0	1	0	0	0	0	1	0	0	0	0	0	0	0	W	13-10
11/13	Chiefs	S	3	1	2	1.0	4.0	1	4	2	0	0	0	0	0	0	0	0	0	0	0	0	L	17-20
11/17	Saints	S	1	0	1	0.0	0.0	0	0	0	0	0	0	0	0	0	0	0	0	0	0	0	W	23-20
11/27	at Raiders	S	6	2	4	0.0	0.0	1	1	0	0	0	0	0	0	0	0	0	0	0	0	0	L	32-35
12/04	at Seahawks	S	5	2	3	0.0	0.0	1	3	0	0	0	0	0	0	0	0	0	0	0	0	0	L	7-40
12/11	Chargers	S	3	3	0	2.0	7.0	2	7	3	0	0	0	0	0	1	0	0	0	0	0	0	W	28-16
12/19	at Washington	S	4	3	1	0.0	0.0	0	0	0	0	0	0	0	1	0	0	0	0	0	0	0	W	26-15
12/24	Falcons	S	5	2	3	1.0	5.0	1	5	5	0	0	0	0	0	0	0	0	0	0	0	0	L	16-33
01/01	at Buccaneers	S	2	2	0	0.0	0.0	0	0	0	0	0	0	0	1	0	0	0	0	0	0	0	L	16-17
2016 TOTALS		16-16	55	30	25	6.0	31.0	12	52	17	0	0	0	0	3	1	0	0	0	0	0	0	6-10	

2015 GAME-BY-GAME REGULAR SEASON STATISTICS (PANTHERS)

DATE	OPPONENT	P/S	TACKLES								INTERCEPTIONS				O. FUMB			ST				SCORE	
			TK	S	A	SK	YDS	TFL	YDS	QBH	NO	YDS	LG	TD	PD	FF	FR	YDS	TK	S	A		FF
09/13	at Jaguars	S	2	2	0	0.0	0.0	1	2	0	0	0	0	0	0	0	0	0	0	0	0	W	20-9
09/20	Texans	S	3	0	3	0.0	0.0	0	0	1	0	0	0	0	0	0	0	0	0	0	0	W	24-17
09/27	Saints	S	1	0	1	0.0	0.0	0	0	0	0	0	0	0	0	0	0	0	0	0	0	W	27-22
10/04	at Buccaneers	S	5	3	2	0.0	0.0	0	0	0	0	0	0	0	1	0	0	0	0	0	0	W	37-23
10/18	at Seahawks	S	6	3	3	2.0	9.0	2	9	2	0	0	0	0	1	0	0	0	0	0	0	W	27-23
10/25	Eagles	S	8	6	2	3.0	22.0	4	23	2	0	0	0	0	1	1	0	0	0	0	0	W	27-16
11/02	Colts	S	2	0	2	0.0	0.0	0	0	0	0	0	0	0	1	0	0	0	0	0	0	W	29-26+
11/08	Packers	S	5	4	1	1.0	9.0	1	9	2	0	0	0	0	0	0	0	0	0	0	0	W	37-29
11/15	at Titans	S	3	1	2	0.0	0.0	1	2	2	0	0	0	0	0	0	1	0	0	0	0	W	27-10
11/22	Washington	S	1	1	0	0.0	0.0	1	2	0	0	0	0	0	0	0	0	0	0	0	0	W	44-16
11/26	at Cowboys	S	3	2	1	0.0	0.0	1	3	1	0	0	0	0	0	0	0	0	0	0	0	W	33-14
12/06	at Saints	S	2	2	0	1.0	9.0	1	9	1	0	0	0	0	0	0	0	0	0	0	0	W	41-38
12/13	Falcons	S	3	3	0	2.0	32.0	1	3	3	0	0	0	0	0	2	1	0	0	0	0	W	38-0
12/20	at Giants	S	2	2	0	0.0	0.0	0	0	2	0	0	0	0	0	0	0	0	0	0	0	W	38-35
12/27	at Falcons	S	7	7	0	2.0	10.0	3	13	2	0	0	0	0	0	0	0	0	0	0	0	L	13-20
01/03	Buccaneers	S	2	0	2	0.0	0.0	0	0	0	0	0	0	0	0	0	0	0	0	0	0	W	38-10
2015 TOTALS			16-16	55	36	19	11.0	91.0	16	75	18	0	0	0	0	4	3	2	0	0	0	0	15-1

+ - Overtime

2014 GAME-BY-GAME REGULAR SEASON STATISTICS (PANTHERS)

DATE	OPPONENT	P/S	TACKLES								INTERCEPTIONS				O. FUMB			ST				SCORE		
			TK	S	A	SK	YDS	TFL	YDS	QBH	NO	YDS	LG	TD	PD	FF	FR	YDS	TK	S	A		FF	FR
09/07	at Buccaneers	P	4	3	1	0.0	0.0	1	0	1	0	0	0	0	0	0	0	0	0	0	0	0	W	20-14
09/14	Lions	P	3	0	3	0.0	0.0	0	0	2	0	0	0	0	1	0	0	0	0	0	0	0	W	24-7
09/21	Steelers	P	0	0	0	0.0	0.0	0	0	0	0	0	0	1	0	0	0	0	0	0	0	0	L	19-37
09/28	at Ravens	P	5	3	2	0.0	0.0	0	0	0	0	0	0	0	0	0	0	0	0	0	0	0	L	10-38
10/05	Bears	P	1	1	0	1.0	6.0	0	0	2	0	0	0	0	0	1	1	0	0	0	0	0	W	31-24
10/12	at Bengals	P	4	3	1	0.0	0.0	0	0	2	0	0	0	0	0	0	0	0	0	0	0	0	T	37-37+
10/19	at Packers	P	1	0	1	0.0	0.0	0	0	0	0	0	0	0	0	0	0	0	0	0	0	0	L	17-38
10/26	Seahawks	S	3	1	2	0.0	0.0	0	0	0	0	0	0	0	0	0	0	0	0	0	0	0	L	9-13
10/30	Saints	S	3	2	1	0.0	0.0	0	0	0	0	0	0	0	0	0	0	0	0	0	0	0	L	10-28
11/10	at Eagles	S	0	0	0	0.0	0.0	0	0	0	0	0	0	0	0	0	0	0	0	0	0	0	L	21-45
11/16	Falcons	S	4	0	4	0.0	0.0	0	0	0	0	0	0	0	0	0	0	0	0	0	0	0	L	17-19
11/30	at Vikings	S	0	0	0	0.0	0.0	0	0	0	0	0	0	0	0	0	0	0	0	0	0	0	L	13-31
12/07	at Saints	S	5	4	1	1.0	2.0	1	2	2	0	0	0	0	0	0	0	0	0	0	0	0	W	41-10
12/14	Buccaneers	S	2	0	2	0.0	0.0	0	0	0	0	0	0	0	0	0	1	0	0	0	0	0	W	19-17
12/21	Browns	S	3	3	0	1.0	7.0	2	10	1	0	0	0	0	0	0	0	0	0	0	0	0	W	17-13
12/28	at Falcons	S	1	0	1	0.5	4.5	0	0	1	0	0	0	0	0	0	0	0	0	0	0	0	W	34-3
2014 TOTALS			16-9	39	20	19	3.5	19.5	4	12	11	0	0	0	0	2	1	2	0	0	0	0	0	7-8-1

+ - Overtime

2013 GAME-BY-GAME REGULAR SEASON STATISTICS (PANTHERS)

DATE	OPPONENT	P/S	TACKLES								INTERCEPTIONS				O. FUMB			ST					W/L	SCORE
			TK	S	A	SK	YDS	TFL	YDS	QBH	NO	YDS	LG	TD	PD	FF	FR	YDS	TK	S	A	FF		
09/08	Seahawks	P	0	0	0	0.0	0.0	0	0	0	0	0	0	0	0	0	0	0	0	0	0	0	L	7-12
09/15	at Bills	P	3	1	2	0.0	0.0	0	0	3	0	0	0	0	0	0	0	0	0	0	0	0	L	23-24
09/22	Giants	P	4	2	2	1.0	5.0	1	5	1	0	0	0	0	0	0	0	0	0	0	0	0	W	38-0
10/06	at Cardinals	P	5	3	2	0.5	4.0	1	2	2	0	0	0	0	0	0	0	0	0	0	0	0	L	6-22
10/13	at Vikings	P	0	0	0	0.0	0.0	0	0	2	0	0	0	0	0	0	0	0	0	0	0	0	W	35-10
10/20	Rams	P	3	3	0	0.0	0.0	2	6	0	0	0	0	0	0	1	0	0	0	0	0	0	W	30-15
10/24	at Buccaneers	P	1	1	0	0.0	0.0	0	0	0	0	0	0	0	0	0	0	0	0	0	0	0	W	31-13
11/03	Falcons	P	0	0	0	0.0	0.0	0	0	0	0	0	0	0	0	0	0	0	0	0	0	0	W	34-10
11/10	at 49ers	P	0	0	0	0.0	0.0	0	0	0	0	0	0	0	0	0	0	0	0	0	0	0	W	10-9
11/18	Patriots	P	2	1	1	0.0	0.0	0	0	0	0	0	0	0	0	1	0	0	0	0	0	0	W	24-20
11/24	at Dolphins	P	1	1	0	0.0	0.0	0	0	0	0	0	0	0	0	0	0	0	0	0	0	0	W	20-16
12/01	Buccaneers	P	2	1	1	0.0	0.0	0	0	0	0	0	0	0	0	0	0	0	0	0	0	0	W	27-6
12/08	at Saints	P	1	1	0	0.0	0.0	0	0	1	0	0	0	0	0	0	0	0	0	0	0	0	L	13-31
12/15	Jets	P	3	2	1	0.0	0.0	0	0	0	0	0	0	0	0	0	0	0	0	0	0	0	W	30-20
12/22	Saints	P	4	1	3	0.0	0.0	0	0	1	0	0	0	0	0	0	0	0	0	0	0	0	W	17-13
12/29	at Falcons	P	1	1	0	0.0	0.0	0	0	1	0	0	0	0	1	0	0	0	0	0	0	0	W	21-20
2013 TOTALS			16-0	30	18	12	1.5	9.0	4	13	11	0	0	0	0	1	1	1	0	0	0	0	0	12-4

2017 GAME-BY-GAME POSTSEASON STATISTICS (PANTHERS)

DATE	OPPONENT	P/S	TACKLES							INTERCEPTIONS					O. FUMB			ST					SCORE	
			TK	S	A	SK	YDS	TFL	YDS	QBH	NO	YDS	LG	TD	PD	FF	FR	YDS	TK	S	A	FF		FR
01/07	at Saints	S	3	2	1	1.0	7.0	1	7	1	0	0	0	0	0	0	0	0	0	0	0	0	L	26-31
2017 TOTALS		1-1	3	2	1	1.0	7.0	1	7	1	0	0	0	0	0	0	0	0	0	0	0	0	0-1	

2015 GAME-BY-GAME POSTSEASON STATISTICS (PANTHERS)


DATE	OPPONENT	P/S	TACKLES							INTERCEPTIONS					O. FUMB			ST					W/L	SCORE
			TK	S	A	SK	YDS	TFL	YDS	QBH	NO	YDS	LG	TD	PD	FF	FR	YDS	TK	S	A	FF		
01/17	Seahawks	S	2	1	1	1.0	10.0	1	10	3	0	0	0	0	0	0	0	0	0	0	0	0	W	31-24
01/24	Cardinals	S	2	2	0	1.0	1.0	0	0	2	0	0	0	0	0	1	0	0	0	0	0	0	W	49-15
02/07	at Broncos	S	1	1	0	0.0	0.0	0	0	0	0	0	0	0	0	0	0	0	0	0	0	0	L	10-24
2015 TOTALS		3-3	5	4	1	2.0	11.0	1	10	5	0	0	0	0	0	1	0	0	0	0	0	0	2-1	

2014 GAME-BY-GAME POSTSEASON STATISTICS (PANTHERS)

			TACKLES								INTERCEPTIONS					O. FUMB			ST						
DATE	OPPONENT	P/S	TK	S	A	SK	YDS	TFL	YDS	QBH	NO	YDS	LG	TD	PD	FF	FR	YDS	TK	S	A	FF	FR	W/L	SCORE
01/03	Cardinals	S	1	1	0	1.0	6.0	1	6	1	0	0	0	0	0	0	0	0	0	0	0	0	0	W	27-16
01/10	at Seahawks	S	4	0	4	0.0	0.0	0	0	0	0	0	0	0	0	0	0	0	0	0	0	0	0	L	17-31
2014 TOTALS		2-2	5	1	4	1.0	6.0	1	6	1	0	0	0	0	0	0	0	0	0	0	0	0	0	1-1	

2013 GAME-BY-GAME POSTSEASON STATISTICS (PANTHERS)

DATE	OPPONENT	P/S	TACKLES							INTERCEPTIONS					O. FUMB			ST					W/L	SCORE
			TK	S	A	SK	YDS	TFL	YDS	QBH	NO	YDS	LG	TD	PD	FF	FR	YDS	TK	S	A	FF		
01/12	49ers	P	5	1	4	0.0	0.0	0	0	0	0	0	0	0	0	0	0	0	0	0	0	0	L	10-23
2013 TOTALS			1-0	5	1	4	0.0	0.0	0	0	0	0	0	0	0	0	0	0	0	0	0	0	0-1	



**JOEY
SLYE**
5'11" // 213
VIRGINIA TECH
STAFFORD, VA.

4
K

EXPERIENCE (YEARS)		BIRTHDATE	ACQUIRED
NFL	PANTHERS	4.10.96	FA-19
2	2		

NFL RANKINGS

- ☛ Led NFL with eight made field goals longer than 50 yards in 2019.

FRANCHISE RANKINGS

- ☛ Set franchise record for most made field goals (8) longer than 50 yards in one season in 2019.

PRO CAREER

- ☛ Hit 25-of-32 field goals, including eight from longer than 50 yards in 2019 with Carolina.
- ☛ Spent time with Tampa Bay and New York Giants in 2018 and 2019 but did not see game action.

TRANSACTIONS

Signed as an undrafted free agent with the New York Giants (5/6/19)...Released by New York Giants (5/14/19)...Signed by New York Giants (7/24/19)...Released by New York Giants (7/27/19)...Signed with Carolina (8/1/19)...Signed one-year contract extension with Carolina (2/6/20).

COLLEGE & PERSONAL

Spent four seasons at Virginia Tech where he was named a 2016 and 2015 Lou Groza Award Semifinalist...Named 2016 First Team All-ACC...Played in 50 total games, connecting on 78-of-108 field goals (72.2 percent) and 169-of-172 of his extra points (98.3 percent)...Went to North Stafford High in Stafford, Va.

JOEY SLYE'S NFL REGULAR SEASON KICKING STATISTICS

DATE	TEAM	GP	FGM	FGA	PCT.	LG	XP	XPA	PCT.	BLK	PTS
2019	Panthers	16	25	32	78.1	55	31	35	88.6	1	106
NFL TOTALS		16	25	32	78.1	55	31	35	88.6	1	106

JOEY SLYE'S NFL REGULAR SEASON FIELD-GOAL ACCURACY STATISTICS

DATE	TEAM	1-19	PCT.	20-29	PCT.	30-39	PCT.	40-49	PCT.	50+	PCT.
2019	Panthers	0-0	0.0	4-5	80.0	5-5	100.0	8-11	72.7	8-11	72.7
NFL TOTALS		0-0	0.0	4-5	80.0	5-5	100.0	8-11	72.7	8-11	72.7


SINGLE-GAME HIGHS: KICKER

Field Goals Made 4 vs. Tampa Bay Buccaneers, Sep 12, 2019
Field Goal Attempts 5 at Tampa Bay Buccaneers, Oct 13, 2019
Longest Field Goals Made 55 at Houston Texans, Sep 29, 2019
PATs Made 5 at Arizona Cardinals, Sep 22, 2019

PAT Attempts 5 vs. Jacksonville Jaguars, Oct 06, 2019
 ...1 more at 5.
Points 13 at Tampa Bay Buccaneers, Oct 13, 2019
Special Teams Tackles 1 vs. Tennessee Titans, Nov 03, 2019

2019 GAME-BY-GAME REGULAR SEASON STATISTICS (PANTHERS)

		FIELD GOALS				EXTRA POINTS							
DATE	OPPONENT		FGM	FGA	PCT	LG	XP	XPA	PCT	BLK	PTS	W/L	SCORE
09/08	Rams	P	2	3	66.7	52	3	3	100.0	0	9	L	27-30
09/12	Buccaneers	P	4	4	100.0	54	0	0	0.0	0	12	L	14-20
09/22	at Cardinals	P	1	1	100.0	36	5	5	100.0	0	8	W	38-20
09/29	at Texans	P	3	3	100.0	55	1	1	100.0	0	10	W	16-10
10/06	Jaguars	P	0	2	0.0	0	4	5	80.0	0	4	W	34-27
10/13	at Buccaneers	P	3	5	60.0	49	4	4	100.0	0	13	W	37-26
10/27	at 49ers	P	1	1	100.0	41	0	0	0.0	0	3	L	13-51
11/03	Titans	P	1	2	50.0	35	3	4	75.0	1	6	W	30-20
11/10	at Packers	P	1	1	100.0	50	1	1	100.0	0	4	L	16-24
11/17	Falcons	P	1	1	100.0	31	0	0	0.0	0	3	L	3-29
11/24	at Saints	P	2	3	66.7	52	1	3	33.3	0	7	L	31-34
12/01	Washington	P	0	0	0.0	0	3	3	100.0	0	3	L	21-29
12/08	at Falcons	P	2	2	100.0	46	2	2	100.0	0	8	L	20-40
12/15	Seahawks	P	1	1	100.0	52	3	3	100.0	0	6	L	24-30
12/22	at Colts	P	2	2	100.0	50	0	0	0.0	0	6	L	6-38
12/29	Saints	P	1	1	100.0	23	1	1	100.0	0	4	L	10-42
2019 TOTALS		16	25	32	78.1	55	31	35	88.6	1	106	5-11	



**JULIAN
STANFORD**
6'1" // 230
WAGNER
BLOOMFIELD, CT

46
LB

EXPERIENCE (YEARS)		BIRTHDATE	ACQUIRED
NFL	PANTHERS	9.2.90	FA-20
7	1		

PRO CAREER

- Played in 29 games for Buffalo in 2018 and 2019, totaling 23 tackles and one sack.
- Played for two seasons with the Jets in 2017 and 2016, playing in 25 games with four starts and tallying 42 tackles, including two tackles for loss.
- Saw action in Detroit in 2014 and 2013, playing in 18 games.
- Posted best statistical season in first year with Jacksonville in 2012, playing all 16 games with six starts and totaling 23 tackles, including one for loss.

TRANSACTIONS

Signed as an undrafted free agent with Jacksonville (5/4/12)...Waived by Jacksonville (8/31/13)...Signed as a free agent with Detroit (12/3/13)...Waived by Detroit (8/30/14)...Signed to Detroit practice squad (9/1/14)...Elevated from practice squad to Detroit active roster (9/16/14)...Waived by Detroit (9/5/15)...Signed to Tampa Bay practice squad (9/16/15)...Released from Tampa Bay practice squad (9/22/15)...Re-signed to Tampa Bay practice squad (10/28/15)...Released from Tampa Bay practice squad (11/3/15)...Signed to New York Jets practice squad (12/1/15)...Waived by the New York Jets (9/26/16)...Signed to New York Jets practice squad (9/28/16)...Elevated to New York Jets active roster (10/22/16)...Terminated as a vested veteran by the Jets (4/14/17)...Signed as a free agent with the New York Jets (4/17/17)...Signed as an unrestricted free agent with Buffalo (3/15/18)...Signed as a free agent with Carolina (8/22/20).

COLLEGE & PERSONAL

Four-year letter winner at Wagner, earning All-NEC First Team honors in senior season in 2011 when he posted 53 tackles with five PBUs, one forced fumble and three interceptions, returning two for touchdowns...Posted 12.5 tackles for loss and team-best seven sacks in 2010...Attended Bloomfield High School in Bloomfield, Conn.

REGULAR SEASON COMPARISON: DEFENSIVE - LAS VEGAS RAIDERS

DATE	OPP	W/L		GP/GS	TOT	SOLO	ASST	SACK	YDS	INT	TACKLES				MISC		
		L	P								TFL	PD	QBH	TO	FF	FR	FR
10/21/12	JAX @ OAK				3	3	0	0.0	0	0	0	0	0	0	0	0	0
TOTALS		0/1	1/0		3	3	0	0.0	0	0	0	0	0	0	0	0	0

JULIAN STANFORD'S NFL REGULAR SEASON DEFENSIVE STATISTICS

		TACKLES										INTERCEPTIONS					O. FUMB			ST				MISC		
DATE	TEAM	GP	GS	TK	S	A	TFL	YDS	SK	YDS	QBH	NO	YDS	LG	TD	PD	FF	FR	YDS	TK	S	A	FF	FR	S	A
2012	Jaguars	16	6	17	14	3	1	0	0.0	0.0	0	0	0	0	0	0	0	0	0	6	4	2	0	1	0	0
2013	Lions	4	0	0	0	0	0	0	0.0	0.0	0	0	0	0	0	0	0	0	0	3	2	1	0	0	0	0
2014	Lions	14	0	0	0	0	0	0	0.0	0.0	0	0	0	0	0	0	0	0	0	2	2	0	0	0	0	0
2016	Jets	9	3	19	14	5	1	1	0.0	0.0	0	0	0	0	0	0	0	0	0	3	1	2	0	0	0	0
2017	Jets	16	1	8	6	2	1	5	0.0	0.0	0	0	0	0	0	0	0	0	0	12	9	3	0	0	0	0
2018	Bills	13	1	10	9	1	1	0	1.0	9.0	1	0	0	0	0	1	1	0	0	5	4	1	0	0	0	0
2019	Bills	16	0	3	2	1	0	0	0.0	0.0	0	0	0	0	0	0	0	0	0	5	4	1	0	1	0	0
NFL TOTALS		88	11	57	45	12	4	6	1.0	9.0	1	0	0	0	0	1	1	0	0	36	26	10	0	2	0	0

JULIAN STANFORD'S NFL POSTSEASON DEFENSIVE STATISTICS

		TACKLES										INTERCEPTIONS					O. FUMB			ST					MISC		
DATE	TEAM	GP	GS	TK	S	A	TFL	YDS	SK	YDS	QBH	NO	YDS	LG	TD	PD	FF	FR	YDS	TK	S	A	FF	FR	S	A	
2014	Lions	1	0	0	0	0	0	0	0.0	0.0	0	0	0	0	0	0	0	0	0	0	0	0	0	0	0	0	
2019	Bills	1	0	0	0	0	0	0	0.0	0.0	0	0	0	0	0	0	0	0	0	1	1	0	0	0	0	0	
NFL TOTALS		2	0	0	0	0	0	0	0.0	0.0	0	0	0	0	0	0	0	0	0	1	1	0	0	0	0	0	

SINGLE-GAME HIGHS: DEFENSIVE

Total Tackles 8 vs. Chicago Bears, Nov 04, 2018
Sacks 1.0 vs. Chicago Bears, Nov 04, 2018
Passes Defensed 1 vs. Detroit Lions, Dec 16, 2018
Forced Fumbles 1 vs. Chicago Bears, Nov 04, 2018

Tackles For Loss 1 vs. New England Patriots, Oct 29, 2018
...3 more at 1.
Special Teams Tackles 3 vs. Chicago Bears, Oct 07, 2012
Special Teams Fumble Recoveries 1 vs. Philadelphia Eagles, Oct 27, 2019
...1 more at 1.

SINGLE-GAME HIGHS - POSTSEASON: DEFENSIVE

Special Teams Tackles 1 at Houston Texans, Jan 04, 2020

2019 GAME-BY-GAME REGULAR SEASON STATISTICS (BILLS)

DATE	OPPONENT	P/S	TACKLES							INTERCEPTIONS					O. FUMB			ST			MISC			W/L	SCORE	
			TK	S	A	SK	YDS	TFL	YDS	QBH	NO	YDS	LG	TD	PD	FF	FR	YDS	TK	S	A	FF	FR			S
09/08	at Jets	P	0	0	0	0.0	0.0	0	0	0	0	0	0	0	0	0	0	0	0	0	0	0	0	0	W	17-16
09/15	at Giants	P	0	0	0	0.0	0.0	0	0	0	0	0	0	0	0	0	0	0	0	0	0	0	0	0	W	28-14
09/22	Bengals	P	0	0	0	0.0	0.0	0	0	0	0	0	0	0	0	0	0	1	1	0	0	0	0	0	W	21-17
09/29	Patriots	P	0	0	0	0.0	0.0	0	0	0	0	0	0	0	0	0	0	0	0	0	0	0	0	0	L	10-16
10/06	at Titans	P	0	0	0	0.0	0.0	0	0	0	0	0	0	0	0	0	0	0	0	0	0	0	0	0	W	14-7
10/20	Dolphins	P	0	0	0	0.0	0.0	0	0	0	0	0	0	0	0	0	0	1	1	0	0	0	0	0	W	31-21
10/27	Eagles	P	0	0	0	0.0	0.0	0	0	0	0	0	0	0	0	0	0	1	1	0	1	0	0	0	L	13-31
11/03	Washington	P	0	0	0	0.0	0.0	0	0	0	0	0	0	0	0	0	0	0	0	0	0	0	0	0	W	24-9
11/10	at Browns	P	0	0	0	0.0	0.0	0	0	0	0	0	0	0	0	0	0	0	0	0	0	0	0	0	L	16-19
11/17	at Dolphins	P	0	0	0	0.0	0.0	0	0	0	0	0	0	0	0	0	0	0	0	0	0	0	0	0	W	37-20
11/24	Broncos	P	0	0	0	0.0	0.0	0	0	0	0	0	0	0	0	0	0	1	1	0	0	0	0	0	W	20-3
11/28	at Cowboys	P	0	0	0	0.0	0.0	0	0	0	0	0	0	0	0	0	0	0	0	0	0	0	0	0	W	26-15
12/08	Ravens	P	0	0	0	0.0	0.0	0	0	0	0	0	0	0	0	0	0	0	0	0	0	0	0	0	L	17-24
12/15	at Steelers	P	0	0	0	0.0	0.0	0	0	0	0	0	0	0	0	0	0	0	0	0	0	0	0	0	W	17-10
12/21	at Patriots	P	0	0	0	0.0	0.0	0	0	0	0	0	0	0	0	0	0	1	0	1	0	0	0	0	L	17-24
12/29	Jets	P	3	2	1	0.0	0.0	0	0	0	0	0	0	0	0	0	0	0	0	0	0	0	0	0	L	6-13
2019 TOTALS			16-0	3	2	1	0.0	0.0	0	0	0	0	0	0	0	0	0	5	4	1	0	1	0	0	10-6	

2018 GAME-BY-GAME REGULAR SEASON STATISTICS (BILLS)

DATE	OPPONENT	P/S	TACKLES							INTERCEPTIONS					O. FUMB			ST			MISC			W/L	SCORE	
			TK	S	A	SK	YDS	TFL	YDS	QBH	NO	YDS	LG	TD	PD	FF	FR	YDS	TK	S	A	FF	FR			S
09/09	at Ravens									INACTIVE															L	3-47
09/16	Chargers	P	0	0	0	0.0	0.0	0	0	0	0	0	0	0	0	0	0	0	0	0	0	0	0	0	L	20-31
09/23	at Vikings	P	0	0	0	0.0	0.0	0	0	0	0	0	0	0	0	0	0	1	0	1	0	0	0	0	W	27-6
09/30	at Packers	P	0	0	0	0.0	0.0	0	0	0	0	0	0	0	0	0	0	0	0	0	0	0	0	0	L	0-22
10/07	Titans	P	0	0	0	0.0	0.0	0	0	0	0	0	0	0	0	0	0	1	1	0	0	0	0	0	W	13-12
10/14	at Texans									INACTIVE															L	13-20
10/21	at Colts	P	0	0	0	0.0	0.0	0	0	0	0	0	0	0	0	0	0	0	0	0	0	0	0	0	L	5-37
10/29	Patriots	P	2	2	0	0.0	0.0	1	0	0	0	0	0	0	0	0	0	0	0	0	0	0	0	0	L	6-25
11/04	Bears	S	8	7	1	1.0	9.0	0	0	1	0	0	0	0	0	1	0	0	0	0	0	0	0	0	L	9-41
11/11	at Jets	P	0	0	0	0.0	0.0	0	0	0	0	0	0	0	0	0	0	0	0	0	0	0	0	0	W	41-10
11/25	Jaguars	P	0	0	0	0.0	0.0	0	0	0	0	0	0	0	0	0	0	0	0	0	0	0	0	0	W	24-21
12/02	at Dolphins	P	0	0	0	0.0	0.0	0	0	0	0	0	0	0	0	0	0	1	1	0	0	0	0	0	L	17-21
12/09	Jets	P	0	0	0	0.0	0.0	0	0	0	0	0	0	0	0	0	0	1	1	0	0	0	0	0	L	23-27
12/16	Lions	P	0	0	0	0.0	0.0	0	0	0	0	0	0	0	1	0	0	1	1	0	0	0	0	0	W	14-13
12/23	at Patriots	P	0	0	0	0.0	0.0	0	0	0	0	0	0	0	0	0	0	0	0	0	0	0	0	0	L	12-24
12/30	Dolphins									ON INACTIVE LIST															W	42-17
2018 TOTALS			13-1	10	9	1	1.0	9.0	1	0	1	0	0	0	1	1	0	0	5	4	1	0	0	0	0	6-10

2017 GAME-BY-GAME REGULAR SEASON STATISTICS (JETS)

			TACKLES							INTERCEPTIONS					O. FUMB			ST			MISC						
DATE	OPPONENT	P/S	TK	S	A	SK	YDS	TFL	YDS	QBH	NO	YDS	LG	TD	PD	FF	FR	YDS	TK	S	A	FF	FR	S	A	W/L	SCORE
09/10	at Bills	P	2	2	0	0.0	0.0	0	0	0	0	0	0	0	0	0	0	0	1	1	0	0	0	0	0	L	12-21
09/17	at Raiders	P	0	0	0	0.0	0.0	0	0	0	0	0	0	0	0	0	0	0	1	1	0	0	0	0	0	L	20-45
09/24	Dolphins	P	1	1	0	0.0	0.0	0	0	0	0	0	0	0	0	0	0	0	0	0	0	0	0	0	0	W	20-6
10/01	Jaguars	P	2	1	1	0.0	0.0	1	5	0	0	0	0	0	0	0	0	0	1	1	0	0	0	0	0	W	23-20+
10/08	at Browns	P	0	0	0	0.0	0.0	0	0	0	0	0	0	0	0	0	0	0	0	0	0	0	0	0	0	W	17-14
10/15	Patriots	P	0	0	0	0.0	0.0	0	0	0	0	0	0	0	0	0	0	0	2	1	1	0	0	0	0	L	17-24
10/22	at Dolphins	P	0	0	0	0.0	0.0	0	0	0	0	0	0	0	0	0	0	0	1	1	0	0	0	0	0	L	28-31
10/29	Falcons	P	0	0	0	0.0	0.0	0	0	0	0	0	0	0	0	0	0	0	1	1	0	0	0	0	0	L	20-25
11/02	Bills	P	0	0	0	0.0	0.0	0	0	0	0	0	0	0	0	0	0	0	0	0	0	0	0	0	0	W	34-21
11/12	at Buccaneers	P	0	0	0	0.0	0.0	0	0	0	0	0	0	0	0	0	0	0	0	0	0	0	0	0	0	L	10-15
11/26	Panthers	P	0	0	0	0.0	0.0	0	0	0	0	0	0	0	0	0	0	0	1	0	1	0	0	0	0	L	27-35
12/03	Chiefs	S	3	2	1	0.0	0.0	0	0	0	0	0	0	0	0	0	0	0	1	0	1	0	0	0	0	W	38-31
12/10	at Broncos	P	0	0	0	0.0	0.0	0	0	0	0	0	0	0	0	0	0	0	2	2	0	0	0	0	0	L	0-23
12/17	at Saints	P	0	0	0	0.0	0.0	0	0	0	0	0	0	0	0	0	0	0	1	1	0	0	0	0	0	L	19-31
12/24	Chargers	P	0	0	0	0.0	0.0	0	0	0	0	0	0	0	0	0	0	0	0	0	0	0	0	0	0	L	7-14
12/31	at Patriots	P	0	0	0	0.0	0.0	0	0	0	0	0	0	0	0	0	0	0	0	0	0	0	0	0	0	L	6-26
2017 TOTALS			16-1	8	6	2	0.0	0.0	1	5	0	0	0	0	0	0	0	0	12	9	3	0	0	0	0	0	5-11

+ - Overtime

2016 GAME-BY-GAME REGULAR SEASON STATISTICS (JETS)

DATE	OPPONENT	P/S	TACKLES							INTERCEPTIONS					O. FUMB			ST			MISC			SCORE		
			TK	S	A	SK	YDS	TFL	YDS	QBH	NO	YDS	LG	TD	PD	FF	FR	YDS	TK	S	A	FF	FR		S	A
09/11	Bengals	P	0	0	0	0.0	0.0	0	0	0	0	0	0	0	0	0	0	0	0	0	0	0	0	0	L	22-23
09/15	at Bills	P	0	0	0	0.0	0.0	0	0	0	0	0	0	0	0	0	0	1	0	1	0	0	0	0	W	37-31
09/25	at Chiefs	P	0	0	0	0.0	0.0	0	0	0	0	0	0	0	0	0	0	0	0	0	0	0	0	0	L	3-24
10/02	Seahawks		NOT ON ROSTER																					L	17-27	
10/09	at Steelers		NOT ON ROSTER																					L	13-31	
10/17	at Cardinals		NOT ON ROSTER																					L	3-28	
10/23	Ravens	P	7	6	1	0.0	0.0	0	0	0	0	0	0	0	0	0	0	0	0	0	0	0	0	0	W	24-16
10/30	at Browns	S	5	3	2	0.0	0.0	1	1	0	0	0	0	0	0	0	0	1	0	1	0	0	0	0	W	31-28
11/06	at Dolphins	S	3	3	0	0.0	0.0	0	0	0	0	0	0	0	0	0	0	0	0	0	0	0	0	0	L	23-27
11/13	Rams	S	4	2	2	0.0	0.0	0	0	0	0	0	0	0	0	0	0	1	1	0	0	0	0	0	L	6-9
11/27	Patriots	P	0	0	0	0.0	0.0	0	0	0	0	0	0	0	0	0	0	0	0	0	0	0	0	0	L	17-22
12/05	Colts	P	0	0	0	0.0	0.0	0	0	0	0	0	0	0	0	0	0	0	0	0	0	0	0	0	L	10-41
2016 TOTALS			9-3	19	14	5	0.0	0.0	1	1	0	0	0	0	0	0	0	3	1	2	0	0	0	0	0	3-9

2014 GAME-BY-GAME REGULAR SEASON STATISTICS (LIONS)

			TACKLES							INTERCEPTIONS					O. FUMB			ST			MISC							
DATE	OPPONENT	P/S	TK	S	A	SK	YDS	TFL	YDS	QBH	NO	YDS	LG	TD	PD	FF	FR	YDS	TK	S	A	FF	FR	S	A	W/L	SCORE	
09/21	Packers	P	0	0	0	0.0	0.0	0	0	0	0	0	0	0	0	0	0	0	0	0	0	0	0	0	0	W	19-7	
09/28	at Jets	P	0	0	0	0.0	0.0	0	0	0	0	0	0	0	0	0	0	0	0	0	0	0	0	0	0	W	24-17	
10/05	Bills	P	0	0	0	0.0	0.0	0	0	0	0	0	0	0	0	0	0	0	1	1	0	0	0	0	0	L	14-17	
10/12	at Vikings	P	0	0	0	0.0	0.0	0	0	0	0	0	0	0	0	0	0	0	0	0	0	0	0	0	0	W	17-3	
10/19	Saints	P	0	0	0	0.0	0.0	0	0	0	0	0	0	0	0	0	0	0	0	0	0	0	0	0	0	W	24-23	
10/26	at Falcons	P	0	0	0	0.0	0.0	0	0	0	0	0	0	0	0	0	0	0	0	0	0	0	0	0	0	W	22-21	
11/09	Dolphins	P	0	0	0	0.0	0.0	0	0	0	0	0	0	0	0	0	0	0	0	0	0	0	0	0	0	W	20-16	
11/16	at Cardinals	P	0	0	0	0.0	0.0	0	0	0	0	0	0	0	0	0	0	0	0	0	0	0	0	0	0	L	6-14	
11/23	at Patriots	P	0	0	0	0.0	0.0	0	0	0	0	0	0	0	0	0	0	0	1	1	0	0	0	0	0	L	9-34	
11/27	Bears	P	0	0	0	0.0	0.0	0	0	0	0	0	0	0	0	0	0	0	0	0	0	0	0	0	0	W	34-17	
12/07	Buccaneers	P	0	0	0	0.0	0.0	0	0	0	0	0	0	0	0	0	0	0	0	0	0	0	0	0	0	W	34-17	
12/14	Vikings	P	0	0	0	0.0	0.0	0	0	0	0	0	0	0	0	0	0	0	0	0	0	0	0	0	0	W	16-14	
12/21	at Bears	P	0	0	0	0.0	0.0	0	0	0	0	0	0	0	0	0	0	0	0	0	0	0	0	0	0	W	20-14	
12/28	at Packers	P	0	0	0	0.0	0.0	0	0	0	0	0	0	0	0	0	0	0	0	0	0	0	0	0	0	L	20-30	
2014 TOTALS			14-0	0	0	0	0.0	0.0	0	0	0	0	0	0	0	0	0	0	2	2	0	0	0	0	0	0	10-4	

2013 GAME-BY-GAME REGULAR SEASON STATISTICS (LIONS)

TACKLES										INTERCEPTIONS					O. FUMB			ST			MISC						
DATE	OPPONENT	P/S	TK	S	A	SK	YDS	TFL	YDS	QBH	NO	YDS	LG	TD	PD	FF	FR	YDS	TK	S	A	FF	FR	S	A	W/L	SCORE
09/08	Vikings												NOT ON ROSTER												W	34-24	
09/15	at Cardinals												NOT ON ROSTER												L	21-25	
09/22	at Washington												NOT ON ROSTER												W	27-20	
09/29	Bears												NOT ON ROSTER												W	40-32	
10/06	at Packers												NOT ON ROSTER												L	9-22	
10/13	at Browns												NOT ON ROSTER												W	31-17	
10/20	Bengals												NOT ON ROSTER												L	24-27	
11/10	at Bears												NOT ON ROSTER												W	21-19	
11/17	at Steelers												NOT ON ROSTER												L	27-37	
11/28	Packers												NOT ON ROSTER												W	40-10	
12/08	at Eagles	P	0	0	0	0.0	0.0	0	0	0	0	0	0	0	0	0	0	0	1	1	0	0	0	0	0	L	20-34
12/16	Ravens	P	0	0	0	0.0	0.0	0	0	0	0	0	0	0	0	0	0	0	0	0	0	0	0	0	0	L	16-18
12/22	Giants	P	0	0	0	0.0	0.0	0	0	0	0	0	0	0	0	0	0	0	1	1	0	0	0	0	0	L	20-23+
12/29	at Vikings	P	0	0	0	0.0	0.0	0	0	0	0	0	0	0	0	0	0	0	1	0	1	0	0	0	0	L	13-14
2013 TOTALS		4-0	0	0	0	0.0	0.0	0	0	0	0	0	0	0	0	0	0	0	3	2	1	0	0	0	0	0	

+ - Overtime

2012 GAME-BY-GAME REGULAR SEASON STATISTICS (JAGUARS)

DATE	OPPONENT	P/S	TACKLES							INTERCEPTIONS					O. FUMB			ST			MISC			SCORE		
			TK	S	A	SK	YDS	TFL	YDS	QBH	NO	YDS	LG	TD	PD	FF	FR	YDS	TK	S	A	FF	FR		S	A
09/09	at Vikings	P	0	0	0	0.0	0.0	0	0	0	0	0	0	0	0	0	0	1	0	1	0	1	0	0	L	23-26+
09/16	Texans	P	0	0	0	0.0	0.0	0	0	0	0	0	0	0	0	0	0	0	0	0	0	0	0	0	L	7-27
09/23	at Colts	P	2	1	1	0.0	0.0	1	0	0	0	0	0	0	0	0	0	1	0	1	0	0	0	0	W	22-17
09/30	Bengals	P	1	1	0	0.0	0.0	0	0	0	0	0	0	0	0	0	0	0	0	0	0	0	0	0	L	10-27
10/07	Bears	P	1	1	0	0.0	0.0	0	0	0	0	0	0	0	0	0	0	3	3	0	0	0	0	0	L	3-41
10/21	at Raiders	P	3	3	0	0.0	0.0	0	0	0	0	0	0	0	0	0	0	0	0	0	0	0	0	0	L	23-26+
10/28	at Packers	S	2	1	1	0.0	0.0	0	0	0	0	0	0	0	0	0	0	0	0	0	0	0	0	0	L	15-24
11/04	Lions	S	0	0	0	0.0	0.0	0	0	0	0	0	0	0	0	0	0	0	0	0	0	0	0	0	L	14-31
11/08	Colts	S	0	0	0	0.0	0.0	0	0	0	0	0	0	0	0	0	0	1	1	0	0	0	0	0	L	10-27
11/18	at Texans	P	3	2	1	0.0	0.0	0	0	0	0	0	0	0	0	0	0	0	0	0	0	0	0	0	L	37-43+
11/25	Titans	S	1	1	0	0.0	0.0	0	0	0	0	0	0	0	0	0	0	0	0	0	0	0	0	0	W	24-19
12/02	at Bills	P	1	1	0	0.0	0.0	0	0	0	0	0	0	0	0	0	0	0	0	0	0	0	0	0	L	18-34
12/09	Jets	S	1	1	0	0.0	0.0	0	0	0	0	0	0	0	0	0	0	0	0	0	0	0	0	0	L	10-17
12/16	at Dolphins	S	2	2	0	0.0	0.0	0	0	0	0	0	0	0	0	0	0	0	0	0	0	0	0	0	L	3-24
12/23	Patriots	P	0	0	0	0.0	0.0	0	0	0	0	0	0	0	0	0	0	0	0	0	0	0	0	0	L	16-23
12/30	at Titans	P	0	0	0	0.0	0.0	0	0	0	0	0	0	0	0	0	0	0	0	0	0	0	0	0	L	20-38
2012 TOTALS		16-6	17	14	3	0.0	0.0	1	0	0	0	0	0	0	0	0	0	6	4	2	0	1	0	0	2-14	

+ - Overtime


2019 GAME-BY-GAME POSTSEASON STATISTICS (BILLS)

DATE	OPPONENT	P/S	TACKLES							INTERCEPTIONS					O. FUMB			ST			MISC			SCORE		
			TK	S	A	SK	YDS	TFL	YDS	QBH	NO	YDS	LG	TD	PD	FF	FR	YDS	TK	S	A	FF	FR		S	A
01/04	at Texans	P	0	0	0	0.0	0.0	0	0	0	0	0	0	0	0	0	0	1	1	0	0	0	0	0	L	19-22+
2019 TOTALS		1-0	0	0	0	0.0	0.0	0	0	0	0	0	0	0	0	0	0	1	1	0	0	0	0	0	0-1	

+ - Overtime

2014 GAME-BY-GAME POSTSEASON STATISTICS (LIONS)

DATE	OPPONENT	P/S	TACKLES							INTERCEPTIONS					O. FUMB			ST			MISC			SCORE		
			TK	S	A	SK	YDS	TFL	YDS	QBH	NO	YDS	LG	TD	PD	FF	FR	YDS	TK	S	A	FF	FR		S	A
01/04	at Cowboys	P	0	0	0	0.0	0.0	0	0	0	0	0	0	0	0	0	0	0	0	0	0	0	0	0	L	20-24
2014 totals		1-0	0	0	0	0.0	0.0	0	0	0	0	0	0	0	0	0	0	0	0	0	0	0	0	0	0-1	



ADARIUS TAYLOR

6'0" // 230

FLORIDA ATLANTIC
LAKELAND, FLA.

47

LB

EXPERIENCE (YEARS)

NFL

PANTHERS

62

BIRTHDATE

9.21.90

ACQUIRED

FA-20

PRO CAREER

- Played in 15 games for Cleveland in 2019, tallying one tackle.
- Played for Tampa Bay from 2015–18, playing in 50 games and totaling 92 tackles, two forced fumbles and one interception with six pass deflections...Had a career-best 57 tackles in 2018.
- Played in 10 games for Carolina in 2014, totaling nine tackles and a forced fumble.

TRANSACTIONS

Signed as an undrafted free agent with Carolina (5/16/14)...Waived by Carolina (8/30/14)...Signed to Carolina practice squad (9/1/14)...Signed to Panthers active roster (10/18/14)...Waived by Carolina (9/5/15)...Signed to Carolina practice squad (9/7/15)...Signed off Carolina practice squad by Tampa Bay (11/30/15)...Placed on injured reserve by Tampa Bay (12/20/17)...Signed as unrestricted free agent with Cleveland (3/14/19)...Terminated as a vested veteran by Cleveland (2/18/20)...Signed as a free agent by Carolina (7/27/20).

COLLEGE & PERSONAL

Played two seasons at Florida Atlantic (2012–13) after transferring from Eastern Arizona Community College...Tallied 149 tackles with 3.5 sacks and an interception return for a touchdown...Went to Lake Gibson High School in Lakeland, Fla.

ADARIUS TAYLOR'S NFL REGULAR SEASON DEFENSIVE STATISTICS

		TACKLES										INTERCEPTIONS					O. FUMB			ST				
DATE	TEAM	GP	GS	TK	S	A	TFL	YDS	SK	YDS	QBH	NO	YDS	LG	TD	PD	FF	FR	YDS	TK	S	A	FF	FR
2014	Panthers	10	2	9	5	4	1	4	0.0	0.0	0	0	0	0	0	0	1	0	0	3	3	0	0	0
2015	Buccaneers	5	0	0	0	0	0	0	0.0	0.0	0	0	0	0	0	0	0	0	0	0	0	0	0	0
2016	Buccaneers	16	0	9	8	1	0	0	0.0	0.0	0	0	0	0	0	0	0	0	0	5	4	1	0	0
2017	Buccaneers	14	4	26	19	7	0	0	1.0	4.0	2	0	0	0	0	1	1	0	0	5	3	2	0	1
2018	Buccaneers	15	10	57	38	19	4	5	1.0	1.0	1	1	7	7	0	5	1	0	0	3	3	0	0	0
2019	Browns	15	0	1	1	0	0	0	0.0	0.0	0	0	0	0	0	0	0	0	0	8	3	5	0	0
NFL TOTALS		75	16	102	71	31	5	9	2.0	5.0	3	1	7	7	0	6	3	0	0	24	16	8	0	1

ADARIUS TAYLOR'S NFL POSTSEASON DEFENSIVE STATISTICS

		TACKLES										INTERCEPTIONS					O. FUMB			ST				MISC		
DATE	TEAM	GP	GS	TK	S	A	TFL	YDS	SK	YDS	QBH	NO	YDS	LG	TD	PD	FF	FR	YDS	TK	S	A	FF	FR	S	A
2014	Panthers	2	1	1	0	1	0	0	0.0	0.0	0	0	0	0	0	0	0	0	0	0	0	0	0	0	0	0
NFL TOTALS		2	1	1	0	1	0	0	0.0	0.0	0	0	0	0	0	0	0	0	0	0	0	0	0	0	0	0

SINGLE-GAME HIGHS: DEFENSIVE

Total Tackles 9 at Carolina Panthers, Nov 04, 2018
Sacks 1.0 vs. Cleveland Browns, Oct 21, 2018
...1 more at 1.0.

Passes Defensed 1 at Dallas Cowboys, Dec 23, 2018
...5 more at 1.

Forced Fumbles 1 at New York Giants, Nov 18, 2018
...2 more at 1.

Tackles For Loss 2 vs. Washington Redskins, Nov 11, 2018

SINGLE-GAME HIGHS - POSTSEASON: DEFENSIVE

Total Tackles 1 at Seattle Seahawks, Jan 10, 2015

Interceptions 1 vs. New Orleans Saints, Dec 09, 2018
Interception Return Yards 7 vs. New Orleans Saints, Dec 09, 2018
Special Teams Tackles 2 vs. Baltimore Ravens, Dec 22, 2019
...2 more at 2.

Special Teams Fumble Recoveries 1 at Miami Dolphins, Nov 19, 2017

2019 GAME-BY-GAME REGULAR SEASON STATISTICS (BROWNS)

TACKLES													INTERCEPTIONS					O. FUMB			ST							
DATE	OPPONENT	P/S	TK	S	A	SK	YDS	TFL	YDS	QBH	NO	YDS	LG	TD	PD	FF	FR	YDS	TK	S	A	FF	FR	W/L	SCORE			
09/08	Titans	P	0	0	0	0.0	0.0	0	0	0									0	0	0	0	0	L	13-43			
09/16	at Jets		INACTIVE																			0	0	0	0	0	W	23-3
09/22	Rams	P	0	0	0	0.0	0.0	0	0	0	0	0	0	0	0	0	0	0	0	0	0	0	0	L	13-20			
09/29	at Ravens	P	0	0	0	0.0	0.0	0	0	0	0	0	0	0	0	0	0	0	0	0	0	0	0	W	40-25			
10/07	at 49ers	P	0	0	0	0.0	0.0	0	0	0	0	0	0	0	0	0	0	0	0	0	0	0	0	L	3-31			
10/13	Seahawks	P	0	0	0	0.0	0.0	0	0	0	0	0	0	0	0	0	0	0	0	0	0	0	0	L	28-32			
10/27	at Patriots	P	0	0	0	0.0	0.0	0	0	0	0	0	0	0	0	0	0	0	0	0	0	0	0	L	13-27			
11/03	at Broncos	P	1	1	0	0.0	0.0	0	0	0	0	0	0	0	0	0	0	0	0	0	0	0	0	L	19-24			
11/10	Bills	P	0	0	0	0.0	0.0	0	0	0	0	0	0	0	0	0	0	0	0	0	0	0	0	W	19-16			
11/14	Steelers	P	0	0	0	0.0	0.0	0	0	0	0	0	0	0	0	0	0	0	1	0	1	0	0	W	21-7			
11/24	Dolphins	P	0	0	0	0.0	0.0	0	0	0	0	0	0	0	0	0	0	0	1	0	1	0	0	W	41-24			
12/01	at Steelers	P	0	0	0	0.0	0.0	0	0	0	0	0	0	0	0	0	0	0	1	0	1	0	0	L	13-20			
12/08	Bengals	P	0	0	0	0.0	0.0	0	0	0	0	0	0	0	0	0	0	0	1	0	1	0	0	W	27-19			
12/15	at Cardinals	P	0	0	0	0.0	0.0	0	0	0	0	0	0	0	0	0	0	0	1	1	0	0	0	L	24-38			
12/22	Ravens	P	0	0	0	0.0	0.0	0	0	0	0	0	0	0	0	0	0	0	2	2	0	0	0	L	15-31			
12/29	at Bengals	P	0	0	0	0.0	0.0	0	0	0	0	0	0	0	0	0	0	0	1	0	1	0	0	L	23-33			
2019 TOTALS		15-0	1	1	0	0.0	0.0	0	0	0	0	0	0	0	0	0	0	0	8	3	5	0	0	6-10				

2018 GAME-BY-GAME REGULAR SEASON STATISTICS (BUCCANEERS)

DATE	OPPONENT	P/S	TACKLES							INTERCEPTIONS					O. FUMB			ST				SCORE		
			TK	S	A	SK	YDS	TFL	YDS	QBH	NO	YDS	LG	TD	PD	FF	FR	YDS	TK	S	A		FF	FR
09/09	at Saints	P	1	1	0	0.0	0.0	0	0	0	0	0	0	0	0	0	0	0	0	0	0	0	W	48-40
09/16	Eagles	P	0	0	0	0.0	0.0	0	0	0	0	0	1	0	0	0	0	0	0	0	0	0	W	27-21
09/24	Steelers	P	1	1	0	0.0	0.0	0	0	0	0	0	0	0	0	0	0	0	0	0	0	0	L	27-30
09/30	at Bears	P	1	1	0	0.0	0.0	0	0	0	0	0	0	0	0	0	0	0	1	1	0	0	L	10-48
10/14	at Falcons	S	3	2	1	0.0	0.0	0	0	0	0	0	0	0	0	0	0	0	1	1	0	0	L	29-34
10/21	Browns	P	6	4	2	1.0	1.0	1	1	1	0	0	0	0	0	0	0	0	1	1	0	0	W	26-23+
10/28	at Bengals	S	3	1	2	0.0	0.0	0	0	0	0	0	0	0	0	0	0	0	0	0	0	0	L	34-37
11/04	at Panthers	S	9	4	5	0.0	0.0	0	0	0	0	0	0	0	0	0	0	0	0	0	0	0	L	28-42
11/11	Washington	S	4	3	1	0.0	0.0	2	3	0	0	0	0	0	0	0	0	0	0	0	0	0	L	3-16
11/18	at Giants	S	6	4	2	0.0	0.0	0	0	0	0	0	0	0	0	1	0	0	0	0	0	0	L	35-38
11/25	49ers	S	1	1	0	0.0	0.0	0	0	0	0	0	0	1	0	0	0	0	0	0	0	0	W	27-9
12/02	Panthers	S	4	4	0	0.0	0.0	0	0	0	0	0	0	1	0	0	0	0	0	0	0	0	W	24-17
12/09	Saints	S	6	4	2	0.0	0.0	0	0	0	1	7	7	0	1	0	0	0	0	0	0	0	L	14-28
12/16	at Ravens		INACTIVE																				L	12-20
12/23	at Cowboys	S	5	4	1	0.0	0.0	1	1	0	0	0	0	0	1	0	0	0	0	0	0	0	L	20-27
12/30	Falcons	S	7	4	3	0.0	0.0	0	0	0	0	0	0	0	0	0	0	0	0	0	0	0	L	32-34
2018 TOTALS		15-10	57	38	19	1.0	1.0	4	5	1	1	7	7	0	5	1	0	0	3	3	0	0	5-11	

+ - Overtime

2017 GAME-BY-GAME REGULAR SEASON STATISTICS (BUCCANEERS)

DATE	OPPONENT	P/S	TACKLES							INTERCEPTIONS				O. FUMB			ST				W/L	SCORE		
			TK	S	A	SK	YDS	TFL	YDS	QBH	NO	YDS	LG	TD	PD	FF	FR	YDS	TK	S			A	FF
11/19	at Dolphins	P	0	0	0	0.0	0.0	0	0	0	0	0	0	0	0	0	0	2	1	1	0	1	W	30-20
09/17	Bears	P	2	2	0	0.0	0.0	0	0	1	0	0	0	0	0	0	0	0	0	0	0	0	W	29-7
09/24	at Vikings	S	7	4	3	0.0	0.0	0	0	0	0	0	0	0	0	0	0	1	0	1	0	0	L	17-34
10/01	Giants	S	6	4	2	0.0	0.0	0	0	0	0	0	0	0	1	0	0	0	0	0	0	0	W	25-23
10/05	Patriots	S	7	6	1	1.0	4.0	0	0	1	0	0	0	0	0	1	0	0	0	0	0	0	L	14-19
10/15	at Cardinals	P	0	0	0	0.0	0.0	0	0	0	0	0	0	0	0	0	0	0	0	0	0	0	L	33-38
10/22	at Bills	P	0	0	0	0.0	0.0	0	0	0	0	0	0	0	0	0	0	0	0	0	0	0	L	27-30
10/29	Panthers	P	1	1	0	0.0	0.0	0	0	0	0	0	0	0	0	0	0	0	0	0	0	0	L	3-17
11/05	at Saints	P	0	0	0	0.0	0.0	0	0	0	0	0	0	0	0	0	0	0	0	0	0	0	L	10-30
11/12	Jets	P	0	0	0	0.0	0.0	0	0	0	0	0	0	0	0	0	0	0	0	0	0	0	W	15-10
11/26	at Falcons	P	0	0	0	0.0	0.0	0	0	0	0	0	0	0	0	0	0	0	0	0	0	0	L	20-34
12/03	at Packers	P	0	0	0	0.0	0.0	0	0	0	0	0	0	0	0	0	0	0	0	0	0	0	L	20-26+
12/10	Lions	P	0	0	0	0.0	0.0	0	0	0	0	0	0	0	0	0	0	1	1	0	0	0	L	21-24
12/18	Falcons	S	3	2	1	0.0	0.0	0	0	0	0	0	0	0	0	0	0	1	1	0	0	0	L	21-24
12/24	at Panthers		INJURED RESERVE																				L	19-22
12/31	Saints		INJURED RESERVE																				W	31-24
2017 TOTALS		14-4	26	19	7	1.0	4.0	0	0	2	0	0	0	0	1	1	0	0	5	3	2	0	1	5-11

+ - Overtime

2016 GAME-BY-GAME REGULAR SEASON STATISTICS (BUCCANEERS)

DATE	OPPONENT	P/S	TACKLES							INTERCEPTIONS					O. FUMB			ST					SCORE		
			TK	S	A	SK	YDS	TFL	YDS	QBH	NO	YDS	LG	TD	PD	FF	FR	YDS	TK	S	A	FF		FR	YDS
09/11	at Falcons	P	0	0	0	0.0	0.0	0	0	0	0	0	0	0	0	0	0	2	2	0	0	0	0	W	31-24
09/18	at Cardinals	P	0	0	0	0.0	0.0	0	0	0	0	0	0	0	0	0	0	0	0	0	0	0	0	L	7-40
09/25	Rams	P	0	0	0	0.0	0.0	0	0	0	0	0	0	0	0	0	0	0	0	0	0	0	0	L	32-37
10/02	Broncos	P	0	0	0	0.0	0.0	0	0	0	0	0	0	0	0	0	0	0	0	0	0	0	0	L	7-27
10/10	at Panthers	P	0	0	0	0.0	0.0	0	0	0	0	0	0	0	0	0	0	0	0	0	0	0	0	W	17-14
10/23	at 49ers	P	0	0	0	0.0	0.0	0	0	0	0	0	0	0	0	0	0	0	0	0	0	0	0	W	34-17
10/30	Raiders	P	0	0	0	0.0	0.0	0	0	0	0	0	0	0	0	0	0	0	0	0	0	0	0	L	24-30+
11/03	Falcons	P	6	6	0	0.0	0.0	0	0	0	0	0	0	0	0	0	0	0	0	0	0	0	0	L	28-43
11/13	Bears	P	3	2	1	0.0	0.0	0	0	0	0	0	0	0	0	0	0	0	0	0	0	0	0	W	36-10
11/20	at Chiefs	P	0	0	0	0.0	0.0	0	0	0	0	0	0	0	0	0	0	0	1	1	0	0	0	W	19-17
11/27	Seahawks	P	0	0	0	0.0	0.0	0	0	0	0	0	0	0	0	0	0	0	0	0	0	0	0	W	14-5
12/04	at Chargers	P	0	0	0	0.0	0.0	0	0	0	0	0	0	0	0	0	0	0	0	0	0	0	0	W	28-21
12/11	Saints	P	0	0	0	0.0	0.0	0	0	0	0	0	0	0	0	0	0	0	0	0	0	0	0	W	16-11
12/18	at Cowboys	P	0	0	0	0.0	0.0	0	0	0	0	0	0	0	0	0	0	0	1	0	1	0	0	L	20-26
12/24	at Saints	P	0	0	0	0.0	0.0	0	0	0	0	0	0	0	0	0	0	0	1	1	0	0	0	L	24-31
01/01	Panthers	P	0	0	0	0.0	0.0	0	0	0	0	0	0	0	0	0	0	0	0	0	0	0	0	W	17-16
2016 TOTALS			16-0	9	8	1	0.0	0.0	0	0	0	0	0	0	0	0	0	0	5	4	1	0	0	9-7	

+ - Overtime


2015 GAME-BY-GAME REGULAR SEASON STATISTICS (BUCCANEERS)

DATE	OPPONENT	P/S	TACKLES							INTERCEPTIONS					O. FUMB			ST					W/L	SCORE		
			TK	S	A	SK	YDS	TFL	YDS	QBH	NO	YDS	LG	TD	PD	FF	FR	YDS	TK	S	A	FF			FR	
09/13	Titans		PRACTICE SQUAD																						L	14-42
09/20	at Saints		PRACTICE SQUAD																						W	26-19
10/11	Jaguars		PRACTICE SQUAD																						W	38-31
11/01	at Falcons		PRACTICE SQUAD																						W	23-20+
11/08	Giants		PRACTICE SQUAD																						L	18-32
11/15	Cowboys		PRACTICE SQUAD																						W	10-6
11/22	at Eagles		PRACTICE SQUAD																						W	45-17
11/29	at Colts		PRACTICE SQUAD																						L	12-25
12/06	Falcons	P	0	0	0	0.0	0.0	0	0	0	0	0	0	0	0	0	0	0	0	0	0	0	0	W	23-19	
12/13	Saints	P	0	0	0	0.0	0.0	0	0	0	0	0	0	0	0	0	0	0	0	0	0	0	0	L	17-24	
12/17	at Rams	P	0	0	0	0.0	0.0	0	0	0	0	0	0	0	0	0	0	0	0	0	0	0	0	L	23-31	
12/27	Bears	P	0	0	0	0.0	0.0	0	0	0	0	0	0	0	0	0	0	0	0	0	0	0	0	L	21-26	
01/03	at Panthers	P	0	0	0	0.0	0.0	0	0	0	0	0	0	0	0	0	0	0	0	0	0	0	0	L	10-38	
2015 TOTALS			5-0	0	0	0.0	0.0	0	0	0	0	0	0	0	0	0	0	0	0	0	0	0	0	6-7		

+ - Overtime

2014 GAME-BY-GAME REGULAR SEASON STATISTICS (PANTHERS)

TACKLES											INTERCEPTIONS				O. FUMB			ST				W/L	SCORE			
DATE	OPPONENT	P/S	TK	S	A	SK	YDS	TFL	YDS	QBH	NO	YDS	LG	TD	PD	FF	FR	YDS	TK	S	A			FF	FR	
09/07	at Buccaneers		PRACTICE SQUAD																						W	20-14
09/21	Steelers		PRACTICE SQUAD																						L	19-37
09/28	at Ravens		PRACTICE SQUAD																						L	10-38
10/19	at Packers	P	0	0	0	0.0	0.0	0	0	0	0	0	0	0	0	0	0	0	0	0	0	0	0	L	17-38	
10/26	Seahawks	P	0	0	0	0.0	0.0	0	0	0	0	0	0	0	0	0	0	0	0	0	0	0	0	L	9-13	
10/30	Saints	P	0	0	0	0.0	0.0	0	0	0	0	0	0	0	0	0	0	0	0	0	0	0	0	L	10-28	
11/10	at Eagles	P	0	0	0	0.0	0.0	0	0	0	0	0	0	0	0	0	0	0	0	0	0	0	0	L	21-45	
11/16	Falcons	P	0	0	0	0.0	0.0	0	0	0	0	0	0	0	0	0	0	0	0	0	0	0	0	L	17-19	
11/30	at Vikings	P	0	0	0	0.0	0.0	0	0	0	0	0	0	0	0	0	0	0	0	0	0	0	0	L	13-31	
12/07	at Saints	P	0	0	0	0.0	0.0	0	0	0	0	0	0	0	0	0	0	0	1	1	0	0	0	W	41-10	
12/14	Buccaneers	P	0	0	0	0.0	0.0	0	0	0	0	0	0	0	0	0	0	0	0	0	0	0	0	W	19-17	
12/21	Browns	S	5	2	3	0.0	0.0	1	4	0	0	0	0	0	0	0	0	0	1	1	0	0	0	W	17-13	
12/28	at Falcons	S	4	3	1	0.0	0.0	0	0	0	0	0	0	0	0	1	0	0	1	1	0	0	0	W	34-3	
2014 TOTALS		10-2	9	5	4	0.0	0.0	1	4	0	0	0	0	0	0	1	0	0	3	3	0	0	0	5-8		



IAN THOMAS
6'4" // 260
INDIANA
BALTIMORE, MD.

80
TE

EXPERIENCE (YEARS)		BIRTHDATE	ACQUIRED
NFL	PANTHERS	6.6.96	D4A-18
3	3		

FRANCHISE RANKINGS

- His 333 receiving yards in 2018 were the most by a rookie tight end in franchise history.

PRO CAREER

- Saw action in all 16 games with three starts for the Panthers in 2019...Posted 16 catches for 139 yards and one touchdown.
- Played in all 16 games with six starts for Carolina in 2018...Tallied 36 receptions for 333 yards and two touchdowns.
- Totaled the most receiving yards by a rookie tight end in Panthers history.

TRANSACTIONS

Drafted by the Carolina Panthers in the fourth round of the 2018 Draft (101st overall).

COLLEGE & PERSONAL

Played two seasons for Indiana after transferring from Nassau Community College (Garden City, N.Y.)...In 2017, was All-Big Ten Honorable Mention...Finished second among Big Ten tight ends with 15.0 yards per reception (4th nationally)...tied for third among tight ends in the conference with five receiving touchdowns (T-12th nationally)...Averaged 37.6 receiving yards per game...His touchdowns and yardage rank seventh all-time on Indiana's single-season tight ends list. Went to Digital Harbor High School in Baltimore, Md...Also played basketball and ran track.

IAN THOMAS' NFL REGULAR SEASON RUSHING/RECEIVING STATISTICS

DATE	TEAM	GP	GS	RECEIVING				RUSHING			
				NO.	YDS	AVG	LG	TD	NO.	YDS.	AVG.
2018	Panthers	16	6	36	333	9.3	31	2	0	0	0.0
2019	Panthers	16	3	16	136	8.5	19	1	0	0	0.0
NFL TOTALS		32	9	52	469	9.0	31	3	0	0	0.0

SINGLE-GAME HIGHS: RUSHING/RECEIVING


Receptions	9 at Cleveland Browns, Dec 09, 2018	All-purpose yards	77 at Cleveland Browns, Dec 09, 2018
Receiving Yards	77 at Cleveland Browns, Dec 09, 2018	Special Teams Tackles	1 vs. Dallas Cowboys, Sep 09, 2018
Longest Receptions	31 at New Orleans Saints, Dec 30, 2018	Most TDs	1 at Atlanta Falcons, Dec 08, 2019
Receiving TDs	1 at Atlanta Falcons, Dec 08, 2019		...2 more at 1.
	...2 more at 1.		

2019 GAME-BY-GAME REGULAR SEASON STATISTICS (PANTHERS)

DATE	OPPONENT	P/S	RECEIVING					RUSHING					W/L	SCORE
			NO	YDS	AVG	LG	TD	NO	YDS	AVG	LG	TD		
09/08	Rams	P	0	0	0.0	0	0	0	0	0.0	0	0	L	27-30
09/12	Buccaneers	P	0	0	0.0	0	0	0	0	0.0	0	0	L	14-20
09/22	at Cardinals	P	0	0	0.0	0	0	0	0	0.0	0	0	W	38-20
09/29	at Texans	P	0	0	0.0	0	0	0	0	0.0	0	0	W	16-10
10/06	Jaguars	S	0	0	0.0	0	0	0	0	0.0	0	0	W	34-27
10/13	at Buccaneers	P	0	0	0.0	0	0	0	0	0.0	0	0	W	37-26
10/27	at 49ers	P	0	0	0.0	0	0	0	0	0.0	0	0	L	13-51
11/03	Titans	P	0	0	0.0	0	0	0	0	0.0	0	0	W	30-20
11/10	at Packers	P	0	0	0.0	0	0	0	0	0.0	0	0	L	16-24
11/17	Falcons	P	0	0	0.0	0	0	0	0	0.0	0	0	L	3-29
11/24	at Saints	P	1	4	4.0	4	0	0	0	0.0	0	0	L	31-34
12/01	Washington	P	4	24	6.0	13	0	0	0	0.0	0	0	L	21-29
12/08	at Falcons	S	5	57	11.4	19	1	0	0	0.0	0	0	L	20-40
12/15	Seahawks	S	2	23	11.5	12	0	0	0	0.0	0	0	L	24-30
12/22	at Colts	P	3	16	5.3	7	0	0	0	0.0	0	0	L	6-38
12/29	Saints	P	1	12	12.0	12	0	0	0	0.0	0	0	L	10-42
2019 TOTALS		16-3	16	136	8.5	19	1	0	0	0.0	0	0	5-11	

2018 GAME-BY-GAME REGULAR SEASON STATISTICS (PANTHERS)

DATE	OPPONENT	P/S	RECEIVING					RUSHING					W/L	SCORE
			NO	YDS	AVG	LG	TD	NO	YDS	AVG	LG	TD		
09/09	Cowboys	P	2	4	2.0	7	0	0	0	0.0	0	0	W	16-8
09/16	at Falcons	S	2	10	5.0	8	0	0	0	0.0	0	0	L	24-31
09/23	Bengals	S	3	20	6.7	18	0	0	0	0.0	0	0	W	31-21
10/07	Giants	S	3	38	12.7	27	0	0	0	0.0	0	0	W	33-31
10/14	at Washington	P	0	0	0.0	0	0	0	0	0.0	0	0	L	17-23
10/21	at Eagles	P	0	0	0.0	0	0	0	0	0.0	0	0	W	21-17
10/28	Ravens	P	1	15	15.0	15	0	0	0	0.0	0	0	W	36-21
11/04	Buccaneers	P	0	0	0.0	0	0	0	0	0.0	0	0	W	42-28
11/08	at Steelers	P	0	0	0.0	0	0	0	0	0.0	0	0	L	21-52
11/18	at Lions	P	0	0	0.0	0	0	0	0	0.0	0	0	L	19-20
11/25	Seahawks	P	0	0	0.0	0	0	0	0	0.0	0	0	L	27-30
12/02	at Buccaneers	P	5	46	9.2	20	0	0	0	0.0	0	0	L	17-24
12/09	at Browns	S	9	77	8.6	16	0	0	0	0.0	0	0	L	20-26
12/17	Saints	S	2	14	7.0	8	0	0	0	0.0	0	0	L	9-12
12/23	Falcons	P	4	48	12.0	27	1	0	0	0.0	0	0	L	10-24
12/30	at Saints	S	5	61	12.2	31	1	0	0	0.0	0	0	W	33-14
2018 TOTALS		16-6	36	333	9.3	31	2	0	0	0.0	0	0	7-9	



SHAQ THOMPSON
6'0" // 230
WASHINGTON
SACRAMENTO, CALIF.

54
LB

EXPERIENCE (YEARS)		BIRTHDATE	ACQUIRED
NFL	PANTHERS	4.21.94	D1-15
6	6		

PRO CAREER

- Started 14 games for Carolina in 2019, tallying a career-best 109 tackles, three sacks and 11 tackles for loss.
- Played in 14 games with 11 starts for Carolina in 2018...Tallied 79 tackles, three sacks, nine quarterback pressures, one forced fumble and one pass defended.
- Recorded a career-high 13 tackles against Baltimore in Week 8 (10/28/18).
- Played in 14 games with a career-high 14 starts in 2017...Tallied 75 total tackles, six quarterback pressures, and two sacks.
- Played in 14 games with 12 starts in 2016...Recorded 70 tackles, four quarterback pressures, one interception and two fumble recoveries, including one returned for a touchdown.
- Scored first-career touchdown vs. San Francisco (9/18/16), returning a Carlos Hyde fumble nine yards to the end zone.
- Played in 14 games with 10 starts for Carolina as a rookie in 2015...Started all three postseason contests, including Super Bowl 50 vs. Denver (2/7/16)...Posted 61 tackles, one sack, two quarterback pressures and four passes defended in rookie season.

TRANSACTIONS

Selected in the first round (25th overall) of the NFL Draft by Carolina (4/30/15)...Placed on injured reserve (shoulder) (12/20/18).

COLLEGE & PERSONAL

Three-year starter and three-time All-Pac 12 honoree at Washington...Entered NFL following junior season...Played in 40 games with 38 starts...Produced 233 tackles, 15 tackles for loss, 3.5 sacks, three forced fumbles, five fumble recoveries, five interceptions and 16 passes defended...Earned the Paul Hornung Award in 2014, given to the nation's most versatile player...First-team All-Pac 12 selection at both linebacker and all-purpose/special teams...Made 10 starts at linebacker and three at running back...Scored six touchdowns – four on defense and two on offense...Became the first player in school history to have two defensive touchdowns in the same game when he scored on a 36-yard interception return and 52-yard fumble return versus Illinois...Attended Grant Union HS in Sacramento, Calif....Majorred in American ethics at Washington...Drafted by the Boston Red Sox in the 18th round of the 2012 MLB Draft and played one season of rookie-level ball in the Gulf Coast League.

SHAQ THOMPSON'S NFL REGULAR SEASON DEFENSIVE STATISTICS

DATE	TEAM	GP	GS	TK	S	TACKLES						INTERCEPTIONS					O. FUMB			ST				
						A	TFL	YDS	SK	YDS	QBH	NO	YDS	LG	TD	PD	FF	FR	YDS	TK	S	A	FF	FR
2015	Panthers	14	10	48	30	18	3	5	1.0	0.0	2	0	0	0	0	2	0	0	0	2	2	0	0	0
2016	Panthers	14	12	55	39	16	4	12	0.0	0.0	2	1	12	12	0	5	0	2	9	1	0	1	0	0
2017	Panthers	14	14	57	37	20	6	31	2.0	15.0	6	0	0	0	0	1	0	0	0	4	4	0	1	0
2018	Panthers	14	11	76	47	29	4	21	3.5	23.0	6	0	0	0	0	1	1	0	0	4	4	0	0	0
2019	Panthers	14	14	109	75	34	11	38	3.0	18.0	4	0	0	0	0	3	0	0	0	0	0	0	0	0
NFL TOTALS		70	61	345	228	117	28	107	9.5	56.0	20	1	12	12	0	12	1	2	9	11	10	1	1	0

SHAQ THOMPSON'S NFL POSTSEASON DEFENSIVE STATISTICS

TACKLES																	INTERCEPTIONS					O. FUMB			ST			
DATE	TEAM	GP	GS	TK	S	A	TFL	YDS	SK	YDS	QBH	NO	YDS	LG	TD	PD	FF	FR	YDS	TK	S	A	FF	FR				
2015	Panthers	3	3	11	7	4	1	3	0.0	0.0	0	0	0	0	0	0	0	0	0	0	0	0	0	0				
2017	Panthers	1	1	8	6	2	0	0	0.0	0.0	0	0	0	0	0	0	0	0	0	0	0	0	0	0				
NFL TOTALS		4	4	19	13	6	1	3	0.0	0.0	0	0	0	0	0	0	0	0	0	0	0	0	0	0				

SINGLE-GAME HIGHS: DEFENSIVE

Total Tackles	13 vs. Baltimore Ravens, Oct 28, 2018
Sacks	1.0 vs. Tennessee Titans, Nov 03, 2019 ...8 more at 1.0.
Passes Defensed	1 vs. Atlanta Falcons, Nov 17, 2019 ...11 more at 1.
Forced Fumbles	1 vs. Seattle Seahawks, Nov 25, 2018
Fumble Recoveries	1 vs. San Francisco 49ers, Sep 18, 2016 ...1 more at 1.

SINGLE-GAME HIGHS - POSTSEASON: DEFENSIVE

Total Tackles	8 at New Orleans Saints, Jan 07, 2018
---------------	---------------------------------------

Tackles For Loss	3 vs. Tennessee Titans, Nov 03, 2019
Interceptions	1 vs. San Diego Chargers, Dec 11, 2016
Interception Return Yards	12 vs. San Diego Chargers, Dec 11, 2016
Special Teams Tackles	2 at New York Jets, Nov 26, 2017
Special Teams Forced Fumbles	1 vs. Atlanta Falcons, Nov 05, 2017

Tackles For Loss	1 at Denver Broncos, Feb 07, 2016
------------------	-----------------------------------

2019 GAME-BY-GAME REGULAR SEASON STATISTICS (PANTHERS)

DATE	OPPONENT	P/S	TACKLES								INTERCEPTIONS					O. FUMB			ST				W/L	SCORE
			TK	S	A	SK	YDS	TFL	YDS	QBH	NO	YDS	LG	TD	PD	FF	FR	YDS	TK	S	A	FF		
09/08	Rams	S	9	7	2	0.0	0.0	0	0	0	0	0	0	0	0	0	0	0	0	0	0	0	L	27-30
09/12	Buccaneers	S	8	3	5	0.0	0.0	1	3	0	0	0	0	0	0	0	0	0	0	0	0	0	L	14-20
09/22	at Cardinals	S	11	9	2	1.0	4.0	1	4	1	0	0	0	0	0	0	0	0	0	0	0	0	W	38-20
09/29	at Texans	S	12	7	5	1.0	7.0	1	7	1	0	0	0	0	0	1	0	0	0	0	0	0	W	16-10
10/06	Jaguars	S	9	6	3	0.0	0.0	1	1	0	0	0	0	0	0	0	0	0	0	0	0	0	W	34-27
10/13	at Buccaneers	S	5	4	1	0.0	0.0	0	0	0	0	0	0	0	0	0	0	0	0	0	0	0	W	37-26
10/27	at 49ers	S	4	2	2	0.0	0.0	0	0	0	0	0	0	0	0	0	0	0	0	0	0	0	L	13-51
11/03	Titans	S	11	10	1	1.0	7.0	3	12	1	0	0	0	0	0	0	0	0	0	0	0	0	W	30-20
11/10	at Packers	S	4	3	1	0.0	0.0	1	1	0	0	0	0	0	0	0	0	0	0	0	0	0	L	16-24
11/17	Falcons	S	5	2	3	0.0	0.0	1	1	0	0	0	0	0	0	1	0	0	0	0	0	0	L	3-29
11/24	at Saints	S	7	5	2	0.0	0.0	0	0	0	0	0	0	0	0	0	0	0	0	0	0	0	L	31-34
12/01	Washington	S	8	4	4	0.0	0.0	0	0	0	0	0	0	0	0	0	0	0	0	0	0	0	L	21-29
12/08	at Falcons	S	10	9	1	0.0	0.0	1	4	0	0	0	0	0	0	0	0	0	0	0	0	0	L	20-40
12/15	Seahawks	S	6	4	2	0.0	0.0	1	5	1	0	0	0	0	0	0	0	0	0	0	0	0	L	24-30
12/22	at Colts		ON INACTIVE LIST																			L	6-38	
12/29	Saints		ON INACTIVE LIST																			L	10-42	
2019 TOTALS			14-14	109	75	34	3.0	18.0	11	38	4	0	0	0	0	3	0	0	0	0	0	0	5-11	

2018 GAME-BY-GAME REGULAR SEASON STATISTICS (PANTHERS)

DATE	OPPONENT	P/S	TACKLES								INTERCEPTIONS				O. FUMB			ST				W/L	SCORE	
			TK	S	A	SK	YDS	TFL	YDS	QBH	NO	YDS	LG	TD	PD	FF	FR	YDS	TK	S	A			FF
09/09	Cowboys	S	9	5	4	1.0	7.0	1	7	1	0	0	0	0	0	0	0	0	0	0	0	0	W	16-8
09/16	at Falcons	S	2	2	0	0.0	0.0	0	0	1	0	0	0	0	0	0	0	0	0	0	0	0	L	24-31
09/23	Bengals	S	8	7	1	0.0	0.0	0	0	0	0	0	0	0	0	0	0	0	0	0	0	0	W	31-21
10/07	Giants	S	3	2	1	0.0	0.0	1	2	0	0	0	0	0	0	0	0	0	0	0	0	0	W	33-31
10/14	at Washington	S	3	2	1	1.0	4.0	1	4	1	0	0	0	0	0	0	0	0	1	1	0	0	L	17-23
10/21	at Eagles	S	9	6	3	0.0	0.0	0	0	0	0	0	0	0	0	0	0	0	0	0	0	0	W	21-17
10/28	Ravens	S	13	6	7	0.0	0.0	0	0	0	0	0	0	0	0	0	0	0	0	0	0	0	W	36-21
11/04	Buccaneers	P	3	2	1	0.0	0.0	0	0	0	0	0	0	0	0	0	0	0	1	1	0	0	W	42-28
11/08	at Steelers	P	3	2	1	0.0	0.0	0	0	0	0	0	0	0	0	0	0	0	0	0	0	0	L	21-52
11/18	at Lions	S	5	3	2	0.0	0.0	0	0	0	0	0	0	0	0	0	0	0	1	1	0	0	L	19-20
11/25	Seahawks	S	7	5	2	1.0	8.0	1	8	1	0	0	0	0	0	1	0	0	0	0	0	0	L	27-30
12/02	at Buccaneers	P	3	2	1	0.0	0.0	0	0	1	0	0	0	0	1	0	0	0	0	0	0	0	L	17-24
12/09	at Browns	S	1	1	0	0.0	0.0	0	0	0	0	0	0	0	0	0	0	0	1	1	0	0	L	20-26
12/17	Saints	S	7	2	5	0.5	4.0	0	0	1	0	0	0	0	0	0	0	0	0	0	0	0	L	9-12
12/23	Falcons		INJURED RESERVE																			L	10-24	
12/30	at Saints		INJURED RESERVE																			W	33-14	
2018 TOTALS		14-11	76	47	29	3.5	23.0	4	21	6	0	0	0	0	1	1	0	0	4	4	0	0	7-9	

2017 GAME-BY-GAME REGULAR SEASON STATISTICS (PANTHERS)

DATE	OPPONENT	P/S	TACKLES								INTERCEPTIONS				O. FUMB			ST				W/L	SCORE	
			TK	S	A	SK	YDS	TFL	YDS	QBH	NO	YDS	LG	TD	PD	FF	FR	YDS	TK	S	A			FF
09/10	at 49ers	S	2	2	0	1.0	7.0	1	7	2	0	0	0	0	0	0	0	0	0	0	0	0	W	23-3
09/17	Bills	S	1	1	0	0.0	0.0	1	7	0	0	0	0	0	0	0	0	0	0	0	0	0	W	9-3
09/24	Saints	S	7	5	2	0.0	0.0	0	0	0	0	0	0	0	0	0	0	0	0	0	0	0	L	13-34
10/01	at Patriots	S	10	9	1	0.0	0.0	1	2	0	0	0	0	0	0	0	0	0	0	0	0	0	W	33-30
10/08	at Lions	S	4	3	1	1.0	8.0	1	8	1	0	0	0	0	0	0	0	0	0	0	0	0	W	27-24
10/12	Eagles	S	7	3	4	0.0	0.0	0	0	1	0	0	0	0	1	0	0	0	0	0	0	0	L	23-28
10/22	at Bears	S	6	4	2	0.0	0.0	1	6	0	0	0	0	0	0	0	0	0	0	0	0	0	L	3-17
10/29	at Buccaneers	S	1	1	0	0.0	0.0	0	0	1	0	0	0	0	0	0	0	0	0	0	0	0	W	17-3
11/05	Falcons	S	0	0	0	0.0	0.0	0	0	0	0	0	0	0	0	0	0	0	1	1	0	1	W	20-17
11/13	Dolphins	S	3	3	0	0.0	0.0	0	0	0	0	0	0	0	0	0	0	0	0	0	0	0	W	45-21
11/26	at Jets	S	2	0	2	0.0	0.0	0	0	1	0	0	0	0	0	0	0	0	2	2	0	0	W	35-27
12/03	at Saints	S	4	2	2	0.0	0.0	1	1	0	0	0	0	0	0	0	0	0	0	0	0	0	L	21-31
12/10	Vikings		ON INACTIVE LIST																				W	31-24
12/17	Packers		ON INACTIVE LIST																				W	31-24
12/24	Buccaneers	S	5	1	4	0.0	0.0	0	0	0	0	0	0	0	0	0	0	0	0	0	0	0	W	22-19
12/31	at Falcons	S	5	3	2	0.0	0.0	0	0	0	0	0	0	0	0	0	0	0	1	1	0	0	L	10-22
2017 TOTALS	14-14		57	37	20	2.0	15.0	6	31	6	0	0	0	0	1	0	0	0	4	4	0	1	0	11-5

2016 GAME-BY-GAME REGULAR SEASON STATISTICS (PANTHERS)

DATE	OPPONENT	P/S	TACKLES								INTERCEPTIONS				O. FUMB			ST				W/L	SCORE		
			TK	S	A	SK	YDS	TFL	YDS	QBH	NO	YDS	LG	TD	PD	FF	FR	YDS	TK	S	A			FF	FR
09/08	at Broncos	P	3	3	0	0.0	0.0	1	2	0	0	0	0	0	0	1	0	0	0	0	0	0	L	20-21	
09/18	49ers	S	3	1	2	0.0	0.0	0	0	0	0	0	0	0	0	1	9	0	0	0	0	0	W	46-27	
09/25	Vikings	S	0	0	0	0.0	0.0	0	0	0	0	0	0	0	0	0	0	0	0	0	0	0	L	10-22	
10/02	at Falcons	S	3	2	1	0.0	0.0	1	4	0	0	0	0	1	0	0	0	0	0	0	0	0	L	33-48	
10/10	Buccaneers	S	7	4	3	0.0	0.0	1	4	0	0	0	0	0	0	0	0	0	0	0	0	0	L	14-17	
10/16	at Saints	S	8	6	2	0.0	0.0	0	0	0	0	0	0	1	0	0	0	0	0	0	0	0	L	38-41	
10/30	Cardinals	S	1	1	0	0.0	0.0	1	2	0	0	0	0	0	0	0	0	0	0	0	0	0	W	30-20	
11/06	at Rams		ON INACTIVE LIST																					W	13-10
11/13	Chiefs		ON INACTIVE LIST																					L	17-20
11/17	Saints	S	3	1	2	0.0	0.0	0	0	0	0	0	0	0	0	0	0	1	0	1	0	0	W	23-20	
11/27	at Raiders	P	0	0	0	0.0	0.0	0	0	0	0	0	0	0	0	0	0	0	0	0	0	0	L	32-35	
12/04	at Seahawks	S	3	3	0	0.0	0.0	0	0	0	0	0	0	0	0	0	0	0	0	0	0	0	L	7-40	
12/11	Chargers	S	7	3	4	0.0	0.0	0	0	1	1	12	12	0	1	0	0	0	0	0	0	0	W	28-16	
12/19	at Washington	S	2	2	0	0.0	0.0	0	0	0	0	0	0	0	0	0	0	0	0	0	0	0	W	26-15	
12/24	Falcons	S	11	10	1	0.0	0.0	0	0	0	0	0	0	1	0	0	0	0	0	0	0	0	L	16-33	
01/01	at Buccaneers	S	4	3	1	0.0	0.0	0	0	1	0	0	0	0	1	0	0	0	0	0	0	0	L	16-17	
2016 TOTALS	14-12		55	39	16	0.0	0.0	4	12	2	1	12	12	0	5	0	2	9	1	0	1	0	6-10		

2015 GAME-BY-GAME REGULAR SEASON STATISTICS (PANTHERS)

			TACKLES								INTERCEPTIONS				O. FUMB			ST			MISC						
DATE	OPPONENT	P/S	TK	S	A	SK	YDS	TFL	YDS	QBH	NO	YDS	LG	TD	PD	FF	FR	YDS	TK	S	A	FF	FR	S	A	W/L	SCORE
09/13	at Jaguars	S	0	0	0	0.0	0.0	0	0	0	0	0	0	0	0	0	0	0	0	0	0	0	0	0	0	W	20-9
09/20	Texans	S	5	4	1	0.0	0.0	0	0	0	0	0	0	0	0	0	0	0	0	0	0	0	0	0	0	W	24-17
09/27	Saints	S	7	3	4	1.0	0.0	0	0	1	0	0	0	0	0	0	0	0	0	0	0	0	0	0	0	W	27-22
10/04	at Buccaneers	S	4	4	0	0.0	0.0	0	0	1	0	0	0	0	0	0	0	0	0	0	0	0	0	0	0	W	37-23
10/18	at Seahawks	S	3	0	3	0.0	0.0	0	0	0	0	0	0	0	0	0	0	0	1	1	0	0	0	0	0	W	27-23
10/25	Eagles		ON INACTIVE LIST																					W	27-16		
11/02	Colts		ON INACTIVE LIST																					W	29-26+		
11/08	Packers	S	1	0	1	0.0	0.0	0	0	0	0	0	0	0	0	0	0	0	0	0	0	0	0	0	0	W	37-29
11/15	at Titans	P	1	1	0	0.0	0.0	1	1	0	0	0	0	0	0	0	0	0	0	0	0	0	0	0	0	W	27-10
11/22	Washington	P	4	2	2	0.0	0.0	0	0	0	0	0	0	0	1	0	0	0	0	0	0	0	0	0	0	W	44-16
11/26	at Cowboys	P	2	2	0	0.0	0.0	0	0	0	0	0	0	0	0	0	0	0	0	0	0	0	0	0	0	W	33-14
12/06	at Saints	P	2	2	0	0.0	0.0	0	0	0	0	0	0	0	0	0	0	0	0	0	0	0	0	0	0	W	41-38
12/13	Falcons	S	2	2	0	0.0	0.0	0	0	0	0	0	0	0	0	0	0	0	0	0	0	0	0	0	0	W	38-0
12/20	at Giants	S	5	3	2	0.0	0.0	0	0	0	0	0	0	0	0	0	0	0	1	1	0	0	0	0	0	W	38-35
12/27	at Falcons	S	5	4	1	0.0	0.0	1	2	0	0	0	0	0	0	0	0	0	0	0	0	0	0	0	0	L	13-20
01/03	Buccaneers	S	7	3	4	0.0	0.0	1	2	0	0	0	0	0	1	0	0	0	0	0	0	0	0	0	0	W	38-10
2015 TOTALS	14-10		48	30	18	1.0	0.0	3	5	2	0	0	0	0	2	0	0	0	2	2	0	0	0	0	0	15-1	


+ - Overtime

2017 GAME-BY-GAME POSTSEASON STATISTICS (PANTHERS)

DATE	OPPONENT	P/S	TACKLES							INTERCEPTIONS					O. FUMB			ST				W/L	SCORE	
			TK	S	A	SK	YDS	TFL	YDS	QBH	NO	YDS	LG	TD	PD	FF	FR	YDS	TK	S	A			FF
01/07	at Saints	S	8	6	2	0.0	0.0	0	0	0	0	0	0	0	0	0	0	0	0	0	0	0	L	26-31
2017 TOTALS			1-1	8	6	2	0.0	0.0	0	0	0	0	0	0	0	0	0	0	0	0	0	0	0-1	

2015 GAME-BY-GAME POSTSEASON STATISTICS (PANTHERS)

DATE	OPPONENT	P/S	TACKLES							INTERCEPTIONS					O. FUMB			ST				W/L	SCORE	
			TK	S	A	SK	YDS	TFL	YDS	QBH	NO	YDS	LG	TD	PD	FF	FR	YDS	TK	S	A			FF
01/17	Seahawks	S	1	0	1	0.0	0.0	0	0	0	0	0	0	0	0	0	0	0	0	0	0	0	W	31-24
01/24	Cardinals	S	5	3	2	0.0	0.0	0	0	0	0	0	0	0	0	0	0	0	0	0	0	0	W	49-15
02/07	at Broncos	S	5	4	1	0.0	0.0	1	3	0	0	0	0	0	0	0	0	0	0	0	0	0	L	10-24
2015 TOTALS		3-3	11	7	4	0.0	0.0	1	3	0	0	0	0	0	0	0	0	0	0	0	0	0	2-1	



**STEPHEN
WEATHERLY**
6'5" // 265
**VANDERBILT
SNELLVILLE, GA.**

91
DE

EXPERIENCE (YEARS)		BIRTHDATE	ACQUIRED
NFL	PANTHERS	3.19.94	FA-20
5	1		

PRO CAREER

- Spent the last four seasons with the Minnesota Vikings, playing in 49 games with seven starts.
- Appeared in 16 games for the Vikings in 2019 with one start...Recorded 24 tackles and tied a career-high 3.0 sacks on the year...Had one forced fumble and a career-high nine quarterback hits.
- Appeared in 16 games in 2018 including a career-high six starts...Totaled a career-high 34 tackles, 3.0 sacks and six TFLs...Became a valuable member of the defensive line rotation...Tallied his first career PBU at New York Jets (10/21)...Came up with his first career forced fumble in the second quarter at Philadelphia (10/7), which DT Linval Joseph returned 64 yards for a TD...Made his first career start vs. Buffalo (9/23), registering a career-high eight solo tackles, two QBH and his first career sack.
- Saw action in 15 games during 2017, contributing on defense and special teams...Totaled four tackles on the year...Saw extended action on defense for the first time in his career at Washington (11/12), recording a career-high three solo tackles and a TFL.
- Appeared in two games with the Vikings in 2016...Made his NFL debut while contributing on special teams at Jacksonville (12/11)...Registered a special teams tackle, the first of his career, vs. Chicago (1/1)...Elevated to the active roster on 11/20...Joined the Vikings practice squad on 9/4/16 after being released during final cuts.

TRANSACTIONS

Selected in the 7th round (227th overall) of the NFL Draft by the Minnesota Vikings (4/30/16)...Cut prior to the regular season...Signed to the Vikings practice squad (9/4/16)...Signed to the Vikings active roster (11/21/16)...Signed with the Panthers as an unrestricted free agent (3/23/20).

COLLEGE & PERSONAL

Started 21 of the 36 career games he played at Vanderbilt...Ended collegiate career with streak of 17 straight starts...Had career-best 4.5 sacks and 12.5 tackles for loss in 2014 as a redshirt sophomore...Started 9 games at OLB as team moved to 3-4 defensive scheme...Set school record with 5 tackles for loss vs. Tennessee...Notched career-best with 12 tackles vs. Mississippi State...Saw action in 12 of possible 13 games as a redshirt freshman in 2013...Helped squad post 9-4 mark and advance to the Compass Bowl where the Commodores topped Houston 41-24...Redshirted in 2012...Attended Shiloh High School (GA) after spending freshman-junior seasons at North Atlanta.

STEPHEN WEATHERLY'S NFL REGULAR SEASON DEFENSIVE STATISTICS

		TACKLES										INTERCEPTIONS					O. FUMB			ST				
DATE	TEAM	GP	GS	TK	S	A	TFL	YDS	SK	YDS	QBH	NO	YDS	LG	TD	PD	FF	FR	YDS	TK	S	A	FF	FR
2016	Vikings	2	0	0	0	0	0	0	0.0	0.0	0	0	0	0	0	0	0	0	0	1	1	0	0	0
2017	Vikings	15	0	4	4	0	2	5	0.0	0.0	0	0	0	0	0	0	0	0	0	3	3	0	0	0
2018	Vikings	16	6	34	22	12	6	28	3.0	19.0	8	0	0	0	0	1	1	0	0	1	1	0	0	0
2019	Vikings	16	1	24	14	10	5	21	3.0	26.0	9	0	0	0	0	0	1	0	0	0	0	0	0	0
NFL TOTALS		49	7	62	40	22	13	54	6.0	45.0	17	0	0	0	0	1	2	0	0	5	5	0	0	0

STEPHEN WEATHERLY'S NFL POSTSEASON DEFENSIVE STATISTICS

TACKLES												INTERCEPTIONS					O. FUMB			ST				
DATE	TEAM	GP	GS	TK	S	A	TFL	YDS	SK	YDS	QBH	NO	YDS	LG	TD	PD	FF	FR	YDS	TK	S	A	FF	FR
2017	Vikings	2	0	0	0	0	0	0.0	0.0	0	0	0	0	0	0	0	0	0	0	0	0	0	0	0
2019	Vikings	2	0	3	3	0	0	1.0	0.0	0	0	0	0	0	0	0	0	0	0	1	1	0	0	0
NFL TOTALS		4	0	3	3	0	0	0	1.0	0.0	0	0	0	0	0	0	0	0	0	1	1	0	0	0

SINGLE-GAME HIGHS: DEFENSIVE

Total Tackles 7 vs. Chicago Bears, Dec 29, 2019
...1 more at 7.

Sacks 1.0 vs. Green Bay Packers, Dec 23, 2019
...4 more at 1.0.

Passes Defensed 1 at New York Jets, Oct 21, 2018

Forced Fumbles 1 at Kansas City Chiefs, Nov 03, 2019
...1 more at 1.

Tackles For Loss 2 vs. Detroit Lions, Nov 04, 2018

Special Teams Tackles 2 at Green Bay Packers, Dec 23, 2017

SINGLE-GAME HIGHS - POSTSEASON: DEFENSIVE

Total Tackles 2 at New Orleans Saints, Jan 05, 2020
1 at San Francisco 49ers, Jan 11, 2020
Sacks 1.0 at San Francisco 49ers, Jan 11, 2020

Special Teams Tackles 1 at San Francisco 49ers, Jan 11, 2020

2019 GAME-BY-GAME REGULAR SEASON STATISTICS (VIKINGS)

DATE	OPPONENT	P/S	TACKLES								INTERCEPTIONS				O. FUMB			ST				W/L	SCORE		
			TK	S	A	SK	YDS	TFL	YDS	QBH	NO	YDS	LG	TD	PD	FF	FR	YDS	TK	S	A			FF	FR
09/08	Falcons	P	0	0	0	0.0	0.0	0	0	0	0	0	0	0	0	0	0	0	0	0	0	0	0	W	28-12
09/15	at Packers	P	0	0	0	0.0	0.0	0	0	0	0	0	0	0	0	0	0	0	0	0	0	0	0	L	16-21
09/22	Raiders	P	0	0	0	0.0	0.0	0	0	0	0	0	0	0	0	0	0	0	0	0	0	0	0	W	34-14
09/29	at Bears	P	1	1	0	0.0	0.0	1	3	0	0	0	0	0	0	0	0	0	0	0	0	0	0	L	6-16
10/06	at Giants	P	0	0	0	0.0	0.0	0	0	2	0	0	0	0	0	0	0	0	0	0	0	0	0	W	28-10
10/13	Eagles	P	0	0	0	0.0	0.0	0	0	0	0	0	0	0	0	0	0	0	0	0	0	0	0	W	38-20
10/20	at Lions	P	1	1	0	0.0	0.0	0	0	0	0	0	0	0	0	0	0	0	0	0	0	0	0	W	42-30
10/24	Washington	P	2	1	1	0.0	0.0	0	0	1	0	0	0	0	0	0	0	0	0	0	0	0	0	W	19-9
11/03	at Chiefs	P	1	1	0	1.0	11.0	0	0	2	0	0	0	0	0	1	0	0	0	0	0	0	0	L	23-26
11/10	at Cowboys	P	2	1	1	0.0	0.0	0	0	0	0	0	0	0	0	0	0	0	0	0	0	0	0	W	28-24
11/17	Broncos	P	2	2	0	0.0	0.0	1	2	0	0	0	0	0	0	0	0	0	0	0	0	0	0	W	27-23
12/02	at Seahawks	P	3	1	2	0.0	0.0	0	0	0	0	0	0	0	0	0	0	0	0	0	0	0	0	L	30-37
12/08	Lions	P	2	2	0	0.0	0.0	1	1	0	0	0	0	0	0	0	0	0	0	0	0	0	0	W	20-7
12/15	at Chargers	P	1	1	0	0.0	0.0	0	0	1	0	0	0	0	0	0	0	0	0	0	0	0	0	W	39-10
12/23	Packers	P	2	1	1	1.0	9.0	1	9	1	0	0	0	0	0	0	0	0	0	0	0	0	0	L	10-23
12/29	Bears	S	7	2	5	1.0	6.0	1	6	2	0	0	0	0	0	0	0	0	0	0	0	0	0	L	19-21
2019 TOTALS			16-1	24	14	10	3.0	26.0	5	21	9	0	0	0	0	1	0	0	0	0	0	0	0	10-6	

2018 GAME-BY-GAME REGULAR SEASON STATISTICS (VIKINGS)

DATE	OPPONENT	P/S	TACKLES								INTERCEPTIONS				O. FUMB			ST				W/L/T	SCORE		
			TK	S	A	SK	YDS	TFL	YDS	QBH	NO	YDS	LG	TD	PD	FF	FR	YDS	TK	S	A			FF	FR
09/09	49ers	P	0	0	0	0.0	0.0	0	0	0	0	0	0	0	0	0	0	0	0	0	0	0	0	W	24-16
09/16	at Packers	P	2	2	0	0.0	0.0	0	0	1	0	0	0	0	0	0	0	0	0	0	0	0	0	T	29-29
09/23	Bills	S	7	5	2	1.0	6.0	1	6	2	0	0	0	0	0	0	0	0	0	0	0	0	0	L	6-27
09/27	at Rams	S	0	0	0	0.0	0.0	0	0	0	0	0	0	0	0	0	0	0	0	0	0	0	0	L	31-38
10/07	at Eagles	S	2	2	0	1.0	5.0	0	0	1	0	0	0	0	0	1	0	0	0	0	0	0	0	W	23-21
10/14	Cardinals	S	4	1	3	0.0	0.0	0	0	0	0	0	0	0	0	0	0	0	0	0	0	0	0	W	27-17
10/21	at Jets	S	2	2	0	0.0	0.0	1	5	0	0	0	0	0	1	0	0	0	0	0	0	0	0	W	37-17
10/28	Saints	S	3	2	1	0.0	0.0	0	0	0	0	0	0	0	0	0	0	0	0	0	0	0	0	L	20-30
11/04	Lions	P	2	2	0	1.0	8.0	2	12	4	0	0	0	0	0	0	0	0	0	0	0	0	0	W	24-9
11/18	at Bears	P	3	2	1	0.0	0.0	1	1	0	0	0	0	0	0	0	0	0	0	0	0	0	0	L	20-25
11/25	Packers	P	1	1	0	0.0	0.0	0	0	0	0	0	0	0	0	0	0	0	1	1	0	0	0	W	24-17
12/02	at Patriots	P	2	1	1	0.0	0.0	1	4	0	0	0	0	0	0	0	0	0	0	0	0	0	0	L	10-24
12/10	at Seahawks	P	2	1	1	0.0	0.0	0	0	0	0	0	0	0	0	0	0	0	0	0	0	0	0	L	7-21
12/16	Dolphins	P	2	1	1	0.0	0.0	0	0	0	0	0	0	0	0	0	0	0	0	0	0	0	0	W	41-17
12/23	at Lions	P	0	0	0	0.0	0.0	0	0	0	0	0	0	0	0	0	0	0	0	0	0	0	0	W	27-9
12/30	Bears	P	2	0	2	0.0	0.0	0	0	0	0	0	0	0	0	0	0	0	0	0	0	0	0	L	10-24
2018 TOTALS			16-6	34	22	12	3.0	19.0	6	28	8	0	0	0	0	1	1	0	0	1	1	0	0	0	8-7-1

2017 GAME-BY-GAME REGULAR SEASON STATISTICS (VIKINGS)

		TACKLES										INTERCEPTIONS				O. FUMB			ST						
DATE	OPPONENT	P/S	TK	S	A	SK	YDS	TFL	YDS	QBH	NO	YDS	LG	TD	PD	FF	FR	YDS	TK	S	A	FF	FR	W/L	SCORE
09/11	Saints	P	0	0	0	0.0	0.0	0	0	0	0	0	0	0	0	0	0	0	0	0	0	0	0	W	29-19
09/17	at Steelers	P	0	0	0	0.0	0.0	0	0	0	0	0	0	0	0	0	0	0	0	0	0	0	0	L	9-26
09/24	Buccaneers	P	0	0	0	0.0	0.0	0	0	0	0	0	0	0	0	0	0	0	0	0	0	0	0	W	34-17
10/01	Lions	P	0	0	0	0.0	0.0	0	0	0	0	0	0	0	0	0	0	0	0	0	0	0	0	L	7-14
10/09	at Bears	P	0	0	0	0.0	0.0	0	0	0	0	0	0	0	0	0	0	0	1	1	0	0	0	W	20-17
10/15	Packers	P	0	0	0	0.0	0.0	0	0	0	0	0	0	0	0	0	0	0	0	0	0	0	0	W	23-10
10/22	Ravens	P	0	0	0	0.0	0.0	0	0	0	0	0	0	0	0	0	0	0	0	0	0	0	0	W	24-16
10/29	at Browns		ON INACTIVE LIST																					W	33-16
11/12	at Washington	P	3	3	0	0.0	0.0	1	2	0	0	0	0	0	0	0	0	0	0	0	0	0	0	W	38-30
11/19	Rams	P	1	1	0	0.0	0.0	1	3	0	0	0	0	0	0	0	0	0	0	0	0	0	0	W	24-7
11/23	at Lions	P	0	0	0	0.0	0.0	0	0	0	0	0	0	0	0	0	0	0	0	0	0	0	0	W	30-23
12/03	at Falcons	P	0	0	0	0.0	0.0	0	0	0	0	0	0	0	0	0	0	0	0	0	0	0	0	W	14-9
12/10	at Panthers	P	0	0	0	0.0	0.0	0	0	0	0	0	0	0	0	0	0	0	0	0	0	0	0	L	24-31
12/17	Bengals	P	0	0	0	0.0	0.0	0	0	0	0	0	0	0	0	0	0	0	0	0	0	0	0	W	34-7
12/23	at Packers	P	0	0	0	0.0	0.0	0	0	0	0	0	0	0	0	0	0	0	2	2	0	0	0	W	16-0
12/31	Bears	P	0	0	0	0.0	0.0	0	0	0	0	0	0	0	0	0	0	0	0	0	0	0	0	W	23-10
2017 TOTALS		15-0	4	4	0	0.0	0.0	2	5	0	0	0	0	0	0	0	0	0	3	3	0	0	0	13-3	

2016 GAME-BY-GAME REGULAR SEASON STATISTICS (VIKINGS)

		TACKLES								INTERCEPTIONS							O. FUMB			ST						
DATE	OPPONENT	P/S	TK	S	A	SK	YDS	TFL	YDS	QBH	NO	YDS	LG	TD	PD	FF	FR	YDS	TK	S	A	FF	FR	W/L	SCORE	
09/11	at Titans										PRACTICE SQUAD														W	25-16
09/18	Packers										PRACTICE SQUAD														W	17-14
09/25	at Panthers										PRACTICE SQUAD														W	22-10
10/03	Giants										PRACTICE SQUAD														W	24-10
10/09	Texans										PRACTICE SQUAD														W	31-13
10/23	at Eagles										PRACTICE SQUAD														L	10-21
10/31	at Bears										PRACTICE SQUAD														L	10-20
11/06	Lions										PRACTICE SQUAD														L	16-22+
11/20	Cardinals										ON INACTIVE LIST														W	30-24
11/24	at Lions										ON INACTIVE LIST														L	13-16
12/01	Cowboys										ON INACTIVE LIST														L	15-17
12/11	at Jaguars	P	0	0	0	0.0	0	0	0	0	0	0	0	0	0	0	0	0	0	0	0	0	0	W	25-16	
12/18	Colts										ON INACTIVE LIST														L	6-34
12/24	at Packers										ON INACTIVE LIST														L	25-38
01/01	Bears	P	0	0	0	0.0	0.0	0	0	0	0	0	0	0	0	0	0	0	1	1	0	0	0	W	38-10	
2016 TOTALS		2-0	0	0	0	0.0	0.0	0	0	0	0	0	0	0	0	0	0	0	1	1	0	0	0	8-7		

+ - Overtime


2019 GAME-BY-GAME POSTSEASON STATISTICS (VIKINGS)

		TACKLES										INTERCEPTIONS							O. FUMB			ST					
DATE	OPPONENT	P/S	TK	S	A	SK	YDS	TFL	YDS	QBH	NO	YDS	LG	TD	PD	FF	FR	YDS	TK	S	A	FF	FR	W/L	SCORE		
01/05	at Saints	P	2	2	0	0.0	0.0	0	0	0	0	0	0	0	0	0	0	0	0	0	0	0	0	0	26-20+		
01/11	at 49ers	P	1	1	0	1.0	0.0	0	0	0	0	0	0	0	0	0	0	0	1	1	0	0	0	0	10-27		
2019 TOTALS		2-0	3	3	0	1.0	0.0	0	0	0	0	0	0	0	0	0	0	0	1	1	0	0	0	1-1			

+ - Overtime

2017 GAME-BY-GAME POSTSEASON STATISTICS (VIKINGS)

[illegible]



TAHIR WHITEHEAD

6'1" // 240

TEMPLE
NEWARK, NJ

52

LB

EXPERIENCE (YEARS)		BIRTHDATE	ACQUIRED
NFL	PANTHERS	4.2.90	FA-20
9	1		

PRO CAREER

- Started all 16 games for the Raiders in 2019...Finished the year with a team-high 108 tackles...Fourth consecutive season crossing the 100-tackle mark...Also added one pass defended, one quarterback hit and six tackles for loss.
- Started all 16 contests in his first year with the Raiders in 2018...His 126 tackles led the team and ranked ninth in the NFL...Totaled 100-plus tackles for the third consecutive season...Added his fifth career interception, five passes defended and one forced fumble.
- Started all 16 games for the first time in his career during the 2017 season with Detroit...Led the team with 110 stops and added one sack, one interception, two passes defended and four fumble recoveries...With his second consecutive campaign of at least 100 tackles, became just the eighth Lions defender since 1995 to record 100-plus tackles in multiple seasons...Became the first Lions player since 1995 to record four fumble recoveries in a single season.
- Started all 15 games played in 2016 with Detroit...Tallied a team-best and career-high 132 tackles on the season...Became the seventh Lions defender (11th occurrence overall) to record 130-plus tackles in a single season...His 132 stops ranked ninth-most in the NFL...Added five passes defended and three tackles for loss.
- Played in all 16 games with the Lions in 2015, including eight starts...Posted 47 tackles, a career-high two sacks, one interception, six passes defended and one fumble recovery.
- Saw action in all 16 games with Detroit in 2014, making 15 starts at linebacker...Earned his first significant playing time on defense...Finished second on the team in tackles and recorded his first two INTs...Posted 77 tackles, two interceptions and five passes defended...Made his first career start vs the Giants on 9/8/14.
- Played in all 16 contests for the first time in his career in 2013 with the Lions...Was a large contributor on the special teams unit...Finished tied for third on the unit with nine special teams tackles and added one forced fumble.
- Appeared in 14 contests during his rookie campaign with Detroit in 2012...Saw action primarily on special teams...Finished tied for third on the team with 10 tackles on the special teams unit and also recorded one forced fumble...Appeared in his first career game on 9/16 at San Francisco, where he recorded one special teams tackle and one forced fumble that led to a Lions field goal.

TRANSACTIONS

Selected by Detroit Lions in the fifth round (138th overall) of the NFL Draft on 4/28/12...Re-signed by Lions as an unrestricted free agent on 3/11/16...Signed by the Oakland Raiders as an unrestricted free agent on 3/16/18...Signed by the Carolina Panthers as a free agent (3/23/20).

COLLEGE & PERSONAL

Played in 50 games at Temple over four seasons (2008-11), making 20 starts for the school on defense...Totaled 163 tackles, seven sacks, one interception, five passes defended, seven forced fumbles and three fumble recoveries...Started 12-of-13 games in 2011 as a senior...Was named to the Butkus Award Watch List and received the Mark Bresani Award for spirit and enthusiasm...Also named second-team All-MAC by Phil Steele after leading the Owls with four forced fumbles, three fumble recoveries and tying for the team lead with 13.5 tackles for loss...Named the Defensive Most Valuable Player of the 2011 Gildan New Mexico Bowl...In 2010, played in all 12 games and made eight starts at outside linebacker after switching from defensive back...Ranked sixth on the team with 56 stops, including two sacks, while also adding one INT, two passes defended and two forced fumbles...Majored in criminal justice...Attended West Side High School in Newark, NJ.

REGULAR SEASON COMPARISON: DEFENSIVE - LAS VEGAS RAIDERS

DATE	OPP	W/L GP/GS				TOT	SOLO	ASST	SACK	YDS	INT	TACKLES			MISC		
		W	L	GP	GS							TFL	PD	QBH	TO	FF	FR
11/22/15	DET vs. OAK			W	S	2	2	0	0.0	0	0	0	0	0	0	0	0
TOTALS		1/0	1/1			2	2	0	0.0	0	0	0	0	0	0	0	0

TAHIR WHITEHEAD'S NFL REGULAR SEASON DEFENSIVE STATISTICS

DATE	TEAM	GP	GS	TACKLES								INTERCEPTIONS					O. FUMB			ST				
				TK	S	A	TFL	YDS	SK	YDS	QBH	NO	YDS	LG	TD	PD	FF	FR	YDS	TK	S	A	FF	FR
2012	Lions	14	0	0	0	0	0	0	0.0	0.0	0	0	0	0	0	0	0	0	0	11	8	3	1	0
2013	Lions	16	0	0	0	0	0	0	0.0	0.0	0	0	0	0	0	0	0	0	0	9	7	2	1	0
2014	Lions	16	15	77	55	22	4	6	0.0	0.0	2	2	2	2	0	5	0	0	0	9	8	1	0	0
2015	Lions	16	8	47	36	11	7	26	2.0	10.0	4	1	26	26	0	6	0	1	0	4	4	0	0	0
2016	Lions	15	15	132	99	33	3	5	0.0	0.0	0	0	0	0	0	5	0	0	0	0	0	0	0	0
2017	Lions	16	16	110	78	32	9	20	1.0	2.0	4	1	18	18	0	2	0	4	9	0	0	0	0	0
2018	Raiders	16	16	126	89	37	9	18	0.0	0.0	1	1	0	0	0	5	1	0	0	0	0	0	0	0
2019	Raiders	16	16	108	79	29	6	11	0.0	0.0	1	0	0	0	0	1	0	0	0	0	0	0	0	0
NFL TOTALS		125	86	600	436	164	38	86	3.0	12.0	12	5	46	26	0	24	1	5	9	33	27	6	2	0

TAHIR WHITEHEAD'S NFL POSTSEASON DEFENSIVE STATISTICS

DATE	TEAM	GP	GS	TACKLES								INTERCEPTIONS					O. FUMB			ST			
				TK	S	A	TFL	YDS	SK	YDS	QBH	NO	YDS	LG	TD	PD	FF	FR	YDS	TK	S	A	FF
2014	Lions	1	1	6	6	0	1	8	1.0	8.0	1	0	0	0	0	0	0	0	0	0	0	0	
2016	Lions	1	1	14	3	11	0	0	0.0	0.0	0	0	0	0	0	0	0	0	0	0	0	0	
NFL TOTALS		2	2	20	9	11	1	8	1.0	8.0	1	0	0	0	0	0	0	0	0	0	0	0	

SINGLE-GAME HIGHS: DEFENSIVE

Total Tackles 15 at Baltimore Ravens, Nov 25, 2018
Sacks 1.0 at Green Bay Packers, Nov 06, 2017
...2 more at 1.0.
Passes Defensed 2 vs. Pittsburgh Steelers, Dec 09, 2018
...4 more at 2.
Forced Fumbles 1 vs. Kansas City Chiefs, Dec 02, 2018
Fumble Recoveries 2 at Minnesota Vikings, Oct 01, 2017

SINGLE-GAME HIGHS - POSTSEASON: DEFENSIVE

Total Tackles 14 at Seattle Seahawks, Jan 07, 2017
6 at Dallas Cowboys, Jan 04, 2015
Sacks 1.0 at Dallas Cowboys, Jan 04, 2015

Tackles For Loss 4 at San Francisco 49ers, Nov 01, 2018
Interceptions 2 at Minnesota Vikings, Oct 12, 2014
Interception Return Yards 26 at Chicago Bears, Jan 03, 2016
Special Teams Tackles 2 at Kansas City Chiefs, Nov 01, 2015
...6 more at 2.
Special Teams Forced Fumbles 1 vs. Chicago Bears, Sep 29, 2013
...1 more at 1.

Tackles For Loss 1 at Dallas Cowboys, Jan 04, 2015

2019 GAME-BY-GAME REGULAR SEASON STATISTICS (RAIDERS)

DATE	OPPONENT	P/S	TACKLES								INTERCEPTIONS					O. FUMB			ST				W/L	SCORE
			TK	S	A	SK	YDS	TFL	YDS	QBH	NO	YDS	LG	TD	PD	FF	FR	YDS	TK	S	A	FF	FR	
09/09	Broncos	S	6	4	2	0.0	0.0	0	0	0	0	0	0	0	0	0	0	0	0	0	0	0	W	24-16
09/15	Chiefs	S	7	6	1	0.0	0.0	3	5	0	0	0	0	0	0	0	0	0	0	0	0	0	L	10-28
09/22	at Vikings	S	3	3	0	0.0	0.0	0	0	0	0	0	0	0	0	0	0	0	0	0	0	0	L	14-34
09/29	at Colts	S	9	7	2	0.0	0.0	0	0	0	0	0	0	0	0	0	0	0	0	0	0	0	W	31-24
10/06	Bears	S	6	5	1	0.0	0.0	0	0	1	0	0	0	0	0	0	0	0	0	0	0	0	W	24-21
10/20	at Packers	S	8	5	3	0.0	0.0	0	0	0	0	0	0	0	0	0	0	0	0	0	0	0	L	24-42
10/27	at Texans	S	11	7	4	0.0	0.0	0	0	0	0	0	0	0	0	0	0	0	0	0	0	0	L	24-27
11/03	Lions	S	7	7	0	0.0	0.0	0	0	0	0	0	0	0	0	0	0	0	0	0	0	0	W	31-24
11/07	Chargers	S	14	8	6	0.0	0.0	1	1	0	0	0	0	0	0	0	0	0	0	0	0	0	W	26-24
11/17	Bengals	S	4	3	1	0.0	0.0	1	2	0	0	0	0	0	1	0	0	0	0	0	0	0	W	17-10
11/24	at Jets	S	5	5	0	0.0	0.0	1	3	0	0	0	0	0	0	0	0	0	0	0	0	0	L	3-34
12/01	at Chiefs	S	1	1	0	0.0	0.0	0	0	0	0	0	0	0	0	0	0	0	0	0	0	0	L	9-40
12/08	Titans	S	11	6	5	0.0	0.0	0	0	0	0	0	0	0	0	0	0	0	0	0	0	0	L	21-42
12/15	Jaguars	S	6	3	3	0.0	0.0	0	0	0	0	0	0	0	0	0	0	0	0	0	0	0	L	16-20
12/22	at Chargers	S	5	4	1	0.0	0.0	0	0	0	0	0	0	0	0	0	0	0	0	0	0	0	W	24-17
12/29	at Broncos	S	5	5	0	0.0	0.0	0	0	0	0	0	0	0	0	0	0	0	0	0	0	0	L	15-16
2019 TOTALS		16-16	108	79	29	0.0	0.0	6	11	1	0	0	0	0	1	0	0	0	0	0	0	0	7-9	

2018 GAME-BY-GAME REGULAR SEASON STATISTICS (RAIDERS)

DATE	OPPONENT	P/S	TACKLES								INTERCEPTIONS				O. FUMB			ST				W/L	SCORE	
			TK	S	A	SK	YDS	TFL	YDS	QBH	NO	YDS	LG	TD	PD	FF	FR	YDS	TK	S	A			FF
09/10	Rams	S	7	6	1	0.0	0.0	1	0	0	0	0	0	0	1	0	0	0	0	0	0	0	L	13-33
09/16	at Broncos	S	6	5	1	0.0	0.0	0	0	0	0	0	0	0	0	0	0	0	0	0	0	0	L	19-20
09/23	at Dolphins	S	3	2	1	0.0	0.0	0	0	0	0	0	0	0	0	0	0	0	0	0	0	0	L	20-28
09/30	Browns	S	12	7	5	0.0	0.0	0	0	0	0	0	0	0	0	0	0	0	0	0	0	0	W	45-42+
10/07	at Chargers	S	9	6	3	0.0	0.0	0	0	0	0	0	0	0	0	0	0	0	0	0	0	0	L	10-26
10/14	Seahawks	S	6	4	2	0.0	0.0	0	0	0	0	0	0	0	0	0	0	0	0	0	0	0	L	3-27
10/28	Colts	S	7	6	1	0.0	0.0	2	1	0	0	0	0	0	0	0	0	0	0	0	0	0	L	28-42
11/01	at 49ers	S	7	6	1	0.0	0.0	4	13	0	0	0	0	0	0	0	0	0	0	0	0	0	L	3-34
11/11	Chargers	S	7	5	2	0.0	0.0	0	0	0	0	0	0	0	0	0	0	0	0	0	0	0	L	6-20
11/18	at Cardinals	S	8	6	2	0.0	0.0	1	2	0	0	0	0	0	0	0	0	0	0	0	0	0	W	23-21
11/25	at Ravens	S	15	8	7	0.0	0.0	0	0	0	0	0	0	0	1	0	0	0	0	0	0	0	L	17-34
12/02	Chiefs	S	7	7	0	0.0	0.0	0	0	1	0	0	0	0	0	1	0	0	0	0	0	0	L	33-40
12/09	Steelers	S	10	6	4	0.0	0.0	0	0	0	1	0	0	0	2	0	0	0	0	0	0	0	W	24-21
12/16	at Bengals	S	4	1	3	0.0	0.0	0	0	0	0	0	0	0	0	0	0	0	0	0	0	0	L	16-30
12/24	Broncos	S	9	8	1	0.0	0.0	0	0	0	0	0	0	0	0	0	0	0	0	0	0	0	W	27-14
12/30	at Chiefs	S	9	6	3	0.0	0.0	1	2	0	0	0	0	0	1	0	0	0	0	0	0	0	L	3-35
2018 TOTALS			16-16	126	89	37	0.0	0.0	9	18	1	1	0	0	5	1	0	0	0	0	0	0	4-12	

+ - Overtime

2017 GAME-BY-GAME REGULAR SEASON STATISTICS (LIONS)

DATE	OPPONENT	P/S	TACKLES								INTERCEPTIONS				O. FUMB			ST				W/L	SCORE	
			TK	S	A	SK	YDS	TFL	YDS	QBH	NO	YDS	LG	TD	PD	FF	FR	YDS	TK	S	A			FF
09/10	Cardinals	S	5	2	3	0.0	0.0	0	0	1	0	0	0	0	0	0	0	0	0	0	0	0	W	35-23
09/18	at Giants	S	8	5	3	0.0	0.0	1	5	0	1	18	18	0	1	0	0	0	0	0	0	0	W	24-10
09/24	Falcons	S	7	7	0	0.0	0.0	1	2	0	0	0	0	0	0	0	0	0	0	0	0	0	L	26-30
10/01	at Vikings	S	5	5	0	0.0	0.0	0	0	0	0	0	0	0	0	2	5	0	0	0	0	0	W	14-7
10/08	Panthers	S	5	5	0	0.0	0.0	0	0	0	0	0	0	0	0	0	0	0	0	0	0	0	L	24-27
10/15	at Saints	S	6	4	2	0.0	0.0	0	0	0	0	0	0	0	0	0	0	0	0	0	0	0	L	38-52
10/29	Steelers	S	3	1	2	0.0	0.0	0	0	0	0	0	0	0	0	0	0	0	0	0	0	0	L	15-20
11/06	at Packers	S	5	5	0	1.0	2.0	2	5	1	0	0	0	0	0	0	0	0	0	0	0	0	W	30-17
11/12	Browns	S	8	7	1	0.0	0.0	1	1	1	0	0	0	0	1	0	0	0	0	0	0	0	W	38-24
11/19	at Bears	S	9	8	1	0.0	0.0	1	1	0	0	0	0	0	0	0	0	0	0	0	0	0	W	27-24
11/23	Vikings	S	13	10	3	0.0	0.0	0	0	0	0	0	0	0	0	0	0	0	0	0	0	0	L	23-30
12/03	at Ravens	S	4	2	2	0.0	0.0	1	2	1	0	0	0	0	0	0	0	0	0	0	0	0	L	20-44
12/10	at Buccaneers	S	8	4	4	0.0	0.0	0	0	0	0	0	0	0	0	0	1	1	0	0	0	0	W	24-21
12/16	Bears	S	9	6	3	0.0	0.0	1	2	0	0	0	0	0	0	0	0	0	0	0	0	0	W	20-10
12/24	at Bengals	S	8	3	5	0.0	0.0	1	2	0	0	0	0	0	0	0	0	0	0	0	0	0	L	17-26
12/31	Packers	S	7	4	3	0.0	0.0	0	0	0	0	0	0	0	0	0	1	3	0	0	0	0	W	35-11
2017 TOTALS			16-16	110	78	32	1.0	2.0	9	20	4	1	18	18	0	2	0	4	9	0	0	0	0	9-7

2016 GAME-BY-GAME REGULAR SEASON STATISTICS (LIONS)

DATE	OPPONENT	P/S	TACKLES								INTERCEPTIONS				O. FUMB			ST				W/L	SCORE	
			TK	S	A	SK	YDS	TFL	YDS	QBH	NO	YDS	LG	TD	PD	FF	FR	YDS	TK	S	A			FF
09/11	at Colts	S	10	6	4	0.0	0.0	0	0	0	0	0	0	0	2	0	0	0	0	0	0	0	W	39-35
09/18	Titans	S	10	7	3	0.0	0.0	0	0	0	0	0	0	0	0	0	0	0	0	0	0	0	L	15-16
09/25	at Packers	S	3	2	1	0.0	0.0	0	0	0	0	0	0	0	0	0	0	0	0	0	0	0	L	27-34
10/02	at Bears	S	11	8	3	0.0	0.0	1	1	0	0	0	0	0	0	0	0	0	0	0	0	0	L	14-17
10/09	Eagles	S	12	10	2	0.0	0.0	0	0	0	0	0	0	2	0	0	0	0	0	0	0	0	W	24-23
10/16	Rams	S	9	7	2	0.0	0.0	0	0	0	0	0	0	0	0	0	0	0	0	0	0	0	W	31-28
10/23	Washington	S	12	8	4	0.0	0.0	0	0	0	0	0	0	1	0	0	0	0	0	0	0	0	W	20-17
10/30	at Texans	S	7	4	3	0.0	0.0	0	0	0	0	0	0	0	0	0	0	0	0	0	0	0	L	13-20
11/06	at Vikings	S	12	9	3	0.0	0.0	0	0	0	0	0	0	0	0	0	0	0	0	0	0	0	W	22-16+
11/20	Jaguars	S	3	2	1	0.0	0.0	0	0	0	0	0	0	0	0	0	0	0	0	0	0	0	W	26-19
11/24	Vikings	S	12	11	1	0.0	0.0	1	4	0	0	0	0	0	0	0	0	0	0	0	0	0	W	16-13
12/04	at Saints		ON INACTIVE LIST																				W	28-13
12/11	Bears	S	6	5	1	0.0	0.0	0	0	0	0	0	0	0	0	0	0	0	0	0	0	0	W	20-17
12/18	at Giants	S	12	10	2	0.0	0.0	1	0	0	0	0	0	0	0	0	0	0	0	0	0	0	L	6-17
12/26	at Cowboys	S	6	4	2	0.0	0.0	0	0	0	0	0	0	0	0	0	0	0	0	0	0	0	L	21-42
01/01	Packers	S	7	6	1	0.0	0.0	0	0	0	0	0	0	0	0	0	0	0	0	0	0	0	L	24-31
2016 TOTALS			15-15	132	99	33	0.0	0.0	3	5	0	0	0	0	5	0	0	0	0	0	0	0	9-7	

+ - Overtime

2015 GAME-BY-GAME REGULAR SEASON STATISTICS (LIONS)

DATE	OPPONENT	P/S	TACKLES								INTERCEPTIONS				O. FUMB			ST				W/L	SCORE	
			TK	S	A	SK	YDS	TFL	YDS	QBH	NO	YDS	LG	TD	PD	FF	FR	YDS	TK	S	A			FF
09/13	at Chargers	P	1	1	0	0.0	0.0	0	0	0	0	0	0	0	0	0	0	0	0	0	0	L	28-33	
09/20	at Vikings	P	3	2	1	0.0	0.0	0	0	0	0	0	0	0	0	0	0	1	1	0	0	L	16-26	
09/27	Broncos	P	2	0	2	0.0	0.0	0	0	0	0	0	0	0	0	0	0	0	0	0	0	L	12-24	
10/05	at Seahawks	P	0	0	0	0.0	0.0	0	0	0	0	0	0	0	0	0	0	0	0	0	0	L	10-13	
10/11	Cardinals	P	0	0	0	0.0	0.0	0	0	0	0	0	0	0	0	0	0	0	0	0	0	L	17-42	
10/18	Bears	P	1	1	0	0.0	0.0	0	0	0	0	0	0	1	0	0	0	1	1	0	0	W	37-34+	
10/25	Vikings	P	2	2	0	0.0	0.0	1	8	1	0	0	0	0	0	0	0	0	0	0	0	L	19-28	
11/01	at Chiefs	P	1	1	0	0.0	0.0	0	0	0	0	0	0	0	0	0	0	2	2	0	0	L	10-45	
11/15	at Packers	S	8	7	1	1.0	7.0	1	7	1	0	0	0	0	1	0	0	0	0	0	0	W	18-16	
11/22	Raiders	S	2	2	0	0.0	0.0	0	0	0	0	0	0	0	0	0	0	0	0	0	0	W	18-13	
11/26	Eagles	S	6	4	2	0.0	0.0	1	3	0	0	0	0	0	2	0	0	0	0	0	0	W	45-14	
12/03	Packers	S	3	3	0	0.0	0.0	2	4	0	0	0	0	0	0	0	0	0	0	0	0	L	23-27	
12/13	at Rams	S	1	1	0	0.0	0.0	0	0	0	0	0	0	0	0	0	0	0	0	0	0	L	14-21	
12/21	at Saints	S	7	4	3	0.0	0.0	0	0	0	0	0	0	0	1	0	0	0	0	0	0	W	35-27	
12/27	49ers	S	4	4	0	0.0	0.0	0	0	0	0	0	0	0	0	1	0	0	0	0	0	W	32-17	
01/03	at Bears	S	6	4	2	1.0	3.0	2	4	2	1	26	26	0	1	0	0	0	0	0	0	W	24-20	
2015 TOTALS			16-8	47	36	11	2.0	10.0	7	26	4	1	26	26	0	6	0	1	0	4	4	0	0	7-9

+ - Overtime

2014 GAME-BY-GAME REGULAR SEASON STATISTICS (LIONS)

DATE	OPPONENT	P/S	TACKLES								INTERCEPTIONS				O. FUMB			ST				W/L	SCORE	
			TK	S	A	SK	YDS	TFL	YDS	QBH	NO	YDS	LG	TD	PD	FF	FR	YDS	TK	S	A			FF
09/08	Giants	S	0	0	0	0.0	0.0	0	0	0	0	0	0	0	0	0	0	1	1	0	0	0	W	35-14
09/14	at Panthers	S	4	1	3	0.0	0.0	0	0	0	0	0	0	0	0	0	0	0	0	0	0	0	L	7-24
09/21	Packers	P	3	2	1	0.0	0.0	0	0	0	0	0	0	0	0	0	0	1	1	0	0	0	W	19-7
09/28	at Jets	S	11	4	7	0.0	0.0	0	0	0	0	0	0	0	0	0	0	1	0	1	0	0	W	24-17
10/05	Bills	S	6	3	3	0.0	0.0	1	2	0	0	0	0	0	0	0	0	1	1	0	0	0	L	14-17
10/12	at Vikings	S	6	5	1	0.0	0.0	1	1	0	2	2	2	0	2	0	0	1	1	0	0	0	W	17-3
10/19	Saints	S	5	4	1	0.0	0.0	0	0	0	0	0	0	1	0	0	0	0	0	0	0	0	W	24-23
10/26	at Falcons	S	5	5	0	0.0	0.0	1	1	0	0	0	0	0	0	0	0	0	0	0	0	0	W	22-21
11/09	Dolphins	S	3	2	1	0.0	0.0	0	0	1	0	0	0	0	0	0	0	0	0	0	0	0	W	20-16
11/16	at Cardinals	S	3	2	1	0.0	0.0	0	0	0	0	0	0	1	0	0	0	0	0	0	0	0	L	6-14
11/23	at Patriots	S	5	5	0	0.0	0.0	0	0	0	0	0	0	0	0	0	0	2	2	0	0	0	L	9-34
11/27	Bears	S	7	6	1	0.0	0.0	0	0	0	0	0	0	0	0	0	0	1	1	0	0	0	W	34-17
12/07	Buccaneers	S	3	3	0	0.0	0.0	0	0	1	0	0	0	0	0	0	0	0	0	0	0	0	W	34-17
12/14	Vikings	S	9	8	1	0.0	0.0	1	2	0	0	0	0	0	0	0	0	1	1	0	0	0	W	16-14
12/21	at Bears	S	3	3	0	0.0	0.0	0	0	0	0	0	0	0	0	0	0	0	0	0	0	0	W	20-14
12/28	at Packers	S	4	2	2	0.0	0.0	0	0	0	0	0	0	0	1	0	0	0	0	0	0	0	L	20-30
2014 TOTALS		16-15	77	55	22	0.0	0.0	4	6	2	2	2	2	0	5	0	0	0	9	8	1	0	0	11-5

2013 GAME-BY-GAME REGULAR SEASON STATISTICS (LIONS)

			TACKLES								INTERCEPTIONS				O. FUMB			ST								
DATE	OPPONENT	P/S	TK	S	A	SK	YDS	TFL	YDS	QBH	NO	YDS	LG	TD	PD	FF	FR	YDS	TK	S	A	FF	FR	W/L	SCORE	
09/08	Vikings	P	0	0	0	0.0	0.0	0	0	0	0	0	0	0	0	0	0	0	0	1	0	1	0	0	W	34-24
09/15	at Cardinals	P	0	0	0	0.0	0.0	0	0	0	0	0	0	0	0	0	0	0	0	0	0	0	0	L	21-25	
09/22	at Washington	P	0	0	0	0.0	0.0	0	0	0	0	0	0	0	0	0	0	0	0	0	0	0	0	W	27-20	
09/29	Bears	P	0	0	0	0.0	0.0	0	0	0	0	0	0	0	0	0	0	0	2	2	0	1	0	W	40-32	
10/06	at Packers	P	0	0	0	0.0	0.0	0	0	0	0	0	0	0	0	0	0	0	1	0	1	0	0	L	9-22	
10/13	at Browns	P	0	0	0	0.0	0.0	0	0	0	0	0	0	0	0	0	0	0	0	0	0	0	0	W	31-17	
10/20	Bengals	P	0	0	0	0.0	0.0	0	0	0	0	0	0	0	0	0	0	0	0	0	0	0	0	L	24-27	
10/27	Cowboys	P	0	0	0	0.0	0.0	0	0	0	0	0	0	0	0	0	0	0	1	1	0	0	0	W	31-30	
11/10	at Bears	P	0	0	0	0.0	0.0	0	0	0	0	0	0	0	0	0	0	0	0	0	0	0	0	W	21-19	
11/17	at Steelers	P	0	0	0	0.0	0.0	0	0	0	0	0	0	0	0	0	0	0	0	0	0	0	0	L	27-37	
11/24	Buccaneers	P	0	0	0	0.0	0.0	0	0	0	0	0	0	0	0	0	0	0	1	1	0	0	0	L	21-24	
11/28	Packers	P	0	0	0	0.0	0.0	0	0	0	0	0	0	0	0	0	0	0	1	1	0	0	0	W	40-10	
12/08	at Eagles	P	0	0	0	0.0	0.0	0	0	0	0	0	0	0	0	0	0	0	1	1	0	0	0	L	20-34	
12/16	Ravens	P	0	0	0	0.0	0.0	0	0	0	0	0	0	0	0	0	0	0	0	0	0	0	0	L	16-18	
12/22	Giants	P	0	0	0	0.0	0.0	0	0	0	0	0	0	0	0	0	0	0	0	0	0	0	0	L	20-23+	
12/29	at Vikings	P	0	0	0	0.0	0.0	0	0	0	0	0	0	0	0	0	0	0	1	1	0	0	0	L	13-14	
2013 TOTALS			16-0	0	0	0.0	0.0	0	0	0	0	0	0	0	0	0	0	0	9	7	2	1	0	7-9		

+ - Overtime

2012 GAME-BY-GAME REGULAR SEASON STATISTICS (LIONS)

DATE	OPPONENT	P/S	TACKLES							INTERCEPTIONS					O. FUMB			ST				W/L	SCORE	
			TK	S	A	SK	YDS	TFL	YDS	QBH	NO	YDS	LG	TD	PD	FF	FR	YDS	TK	S	A			FF
09/09	Rams		ON INACTIVE LIST																			W	27-23	
09/16	at 49ers	P	0	0	0	0.0	0.0	0	0	0	0	0	0	0	0	0	0	1	1	0	1	0	L	19-27
09/23	at Titans	P	0	0	0	0.0	0.0	0	0	0	0	0	0	0	0	0	0	1	0	1	0	0	L	41-44+
09/30	Vikings	P	0	0	0	0.0	0.0	0	0	0	0	0	0	0	0	0	0	0	0	0	0	0	L	13-20
10/14	at Eagles		ON INACTIVE LIST																			W	26-23+	
10/22	at Bears	P	0	0	0	0.0	0.0	0	0	0	0	0	0	0	0	0	0	0	0	0	0	0	L	7-13
10/28	Seahawks	P	0	0	0	0.0	0.0	0	0	0	0	0	0	0	0	0	0	2	1	1	0	0	W	28-24
11/04	at Jaguars	P	0	0	0	0.0	0.0	0	0	0	0	0	0	0	0	0	0	0	0	0	0	0	W	31-14
11/11	at Vikings	P	0	0	0	0.0	0.0	0	0	0	0	0	0	0	0	0	0	2	2	0	0	0	L	24-34
11/18	Packers	P	0	0	0	0.0	0.0	0	0	0	0	0	0	0	0	0	0	0	0	0	0	0	L	20-24
11/22	Texans	P	0	0	0	0.0	0.0	0	0	0	0	0	0	0	0	0	0	2	2	0	0	0	L	31-34+
12/02	Colts	P	0	0	0	0.0	0.0	0	0	0	0	0	0	0	0	0	0	0	0	0	0	0	L	33-35
12/09	at Packers	P	0	0	0	0.0	0.0	0	0	0	0	0	0	0	0	0	0	2	1	1	0	0	L	20-27
12/16	at Cardinals	P	0	0	0	0.0	0.0	0	0	0	0	0	0	0	0	0	0	0	0	0	0	0	L	10-38
12/22	Falcons	P	0	0	0	0.0	0.0	0	0	0	0	0	0	0	0	0	0	0	0	0	0	0	L	18-31
12/30	Bears	P	0	0	0	0.0	0.0	0	0	0	0	0	0	0	0	0	0	1	1	0	0	0	L	24-26
2012 TOTALS	14-0		0	0	0	0.0	0.0	0	0	0	0	0	0	0	0	0	0	11	8	3	1	0	4-12	

+ - Overtime

2016 GAME-BY-GAME POSTSEASON STATISTICS (LIONS)

DATE	OPPONENT	P/S	TACKLES							INTERCEPTIONS					O. FUMB			ST				W/L	SCORE	
			TK	S	A	SK	YDS	TFL	YDS	QBH	NO	YDS	LG	TD	PD	FF	FR	YDS	TK	S	A			FF
01/07	at Seahawks	S	14	3	11	0.0	0.0	0	0	0	0	0	0	0	0	0	0	0	0	0	0	0	L	6-26
2016 TOTALS		1-1	14	3	11	0.0	0.0	0	0	0	0	0	0	0	0	0	0	0	0	0	0	0	0-1	

2014 GAME-BY-GAME POSTSEASON STATISTICS (LIONS)

DATE	OPPONENT	P/S	TACKLES							INTERCEPTIONS					O. FUMB			ST				W/L	SCORE	
			TK	S	A	SK	YDS	TFL	YDS	QBH	NO	YDS	LG	TD	PD	FF	FR	YDS	TK	S	A			FF
01/04	at Cowboys	S	6	6	0	1.0	8.0	1	8	1	0	0	0	0	0	0	0	0	0	0	0	0	L	20-24
2014 TOTALS		1-1	6	6	0	1.0	8.0	1	8	1	0	0	0	0	0	0	0	0	0	0	0	0	0-1	



BRANDON ZYLSTRA
6'2" // 215
CONCORDIA
SPICER, MINN.

16
WR

EXPERIENCE (YEARS)		BIRTHDATE	ACQUIRED
NFL	PANTHERS	3.25.93	WV-19 MIN
3	2		

PRO CAREER

- Saw action in eight games for Carolina in 2019, making eight catches for 106 yards, including a 96-yard day in the season finale against New Orleans (12/29).
- Played in all 16 games for Minnesota in 2018, tallying one reception for 23 yards, four punt returns for 26 yards and kick return for 15 yards.
- Played two seasons with Edmonton Eskimos of CFL, earning league Rookie of the Year honors in 2016

TRANSACTIONS

Signed a reserve future contract with Minnesota (1/3/18)...Waived by Minnesota (8/31/19)...Claimed off waivers by Carolina (9/1/19).

COLLEGE & PERSONAL

Played at Division III Concordia (Minn.) where he had 1,932 receiving yards and 18 touchdowns...Also competed in track & field where he broke the school record with a high jump of 6'10.75"...Went to New London-Spicer HS in New London, Minn.

BRANDON ZYLSTRA'S NFL REGULAR SEASON RUSHING/RECEIVING STATISTICS

DATE	TEAM	GP	GS	RECEIVING					RUSHING				
				NO.	YDS	AVG	LG	TD	NO.	YDS.	AVG.	LG	TD
2018	Vikings	16	0	1	23	23.0	23	0	0	0	0.0	0	0
2019	Panthers	8	0	8	106	13.3	40	0	0	0	0.0	0	0
NFL TOTALS		24	0	9	129	14.3	40	0	0	0	0.0	0	0

BRANDON ZYLSTRA'S NFL REGULAR SEASON RETURN STATISTICS

KICKOFF RETURNS							PUNT RETURNS					
DATE	TEAM	RET.	YDS.	AVG.	LG	TD	NO.	FC	YDS	AVG	LG	TD
2018	Vikings	1	15	15.0	15	0	4	4	26	6.5	9	0
2019	Panthers	1	26	26.0	26	0	1	1	0	0.0	0	0
NFL TOTALS		2	41	20.5	26	0	5	5	26	5.2	9	0

SINGLE-GAME HIGHS: RUSHING/RECEIVING

Receptions	6 vs. New Orleans Saints, Dec 29, 2019
Receiving Yards	96 vs. New Orleans Saints, Dec 29, 2019
Longest Receptions	40 vs. New Orleans Saints, Dec 29, 2019
All-purpose yards	96 vs. New Orleans Saints, Dec 29, 2019
Kickoff Returns	1 at San Francisco 49ers, Oct 27, 2019 ...1 more at 1.
Kickoff Return Yards	26 at San Francisco 49ers, Oct 27, 2019


Longest Kickoff Return	26 at San Francisco 49ers, Oct 27, 2019
Fair Catches	3 vs. Chicago Bears, Dec 30, 2018
Punt Return Yards	9 at Philadelphia Eagles, Oct 07, 2018
Longest Punt Return	9 at Philadelphia Eagles, Oct 07, 2018
Punt Returns	1 at San Francisco 49ers, Oct 27, 2019 ...4 more at 1.
Special Teams Tackles	1 at New York Jets, Oct 21, 2018

2019 GAME-BY-GAME REGULAR SEASON STATISTICS (PANTHERS)

			RECEIVING					RUSHING						
DATE	OPPONENT	P/S	NO	YDS	AVG	LG	TD	NO	YDS	AVG	LG	TD	W/L	SCORE
09/08	Rams		ON INACTIVE LIST										L	27-30
09/12	Buccaneers		ON INACTIVE LIST										L	14-20
09/22	at Cardinals		ON INACTIVE LIST										W	38-20
09/29	at Texans		ON INACTIVE LIST										W	16-10
10/06	Jaguars	P	0	0	0.0	0	0	0	0	0.0	0	0	W	34-27
10/13	at Buccaneers	P	0	0	0.0	0	0	0	0	0.0	0	0	W	37-26
10/27	at 49ers	P	0	0	0.0	0	0	0	0	0.0	0	0	L	13-51
11/03	Titans	P	0	0	0.0	0	0	0	0	0.0	0	0	W	30-20
11/10	at Packers		ON INACTIVE LIST										L	16-24
11/17	Falcons		ON INACTIVE LIST										L	3-29
11/24	at Saints		ON INACTIVE LIST										L	31-34
12/01	Washington		ON INACTIVE LIST										L	21-29
12/08	at Falcons	P	1	7	7.0	7	0	0	0	0.0	0	0	L	20-40
12/15	Seahawks	P	0	0	0.0	0	0	0	0	0.0	0	0	L	24-30
12/22	at Colts	P	1	3	3.0	3	0	0	0	0.0	0	0	L	6-38
12/29	Saints	P	6	96	16.0	40	0	0	0	0.0	0	0	L	10-42
2019 TOTALS		8-0	8	106	13.3	40	0	0	0	0.0	0	0	5-11	

2018 GAME-BY-GAME REGULAR SEASON STATISTICS (VIKINGS)

DATE	OPPONENT	P/S	RECEIVING					RUSHING					TD	W/L/T	SCORE
			NO	YDS	AVG	LG	TD	NO	YDS	AVG	LG	TD			
09/09	49ers	P	0	0	0.0	0	0	0	0	0.0	0	0	W	24-16	
09/16	at Packers	P	0	0	0.0	0	0	0	0	0.0	0	0	T	29-29	
09/23	Bills	P	0	0	0.0	0	0	0	0	0.0	0	0	L	6-27	
09/27	at Rams	P	0	0	0.0	0	0	0	0	0.0	0	0	L	31-38	
10/07	at Eagles	P	0	0	0.0	0	0	0	0	0.0	0	0	W	23-21	
10/14	Cardinals	P	0	0	0.0	0	0	0	0	0.0	0	0	W	27-17	
10/21	at Jets	P	1	23	23.0	23	0	0	0	0.0	0	0	W	37-17	
10/28	Saints	P	0	0	0.0	0	0	0	0	0.0	0	0	L	20-30	
11/04	Lions	P	0	0	0.0	0	0	0	0	0.0	0	0	W	24-9	
11/18	at Bears	P	0	0	0.0	0	0	0	0	0.0	0	0	L	20-25	
11/25	Packers	P	0	0	0.0	0	0	0	0	0.0	0	0	W	24-17	
12/02	at Patriots	P	0	0	0.0	0	0	0	0	0.0	0	0	L	10-24	
12/10	at Seahawks	P	0	0	0.0	0	0	0	0	0.0	0	0	L	7-21	
12/16	Dolphins	P	0	0	0.0	0	0	0	0	0.0	0	0	W	41-17	
12/23	at Lions	P	0	0	0.0	0	0	0	0	0.0	0	0	W	27-9	
12/30	Bears	P	0	0	0.0	0	0	0	0	0.0	0	0	L	10-24	
2018 TOTALS		16-0	1	23	23.0	23	0	0	0	0.0	0	0	8-7-1		



**QUIN
BLANDING**
6'2" // 210
VIRGINIA
VIRGINIA BEACH, VA.

37
S


EXPERIENCE (YEARS)		BIRTHDATE	ACQUIRED
NFL	PANTHERS		
1	2	5.1.96	FA-19

TRANSACTIONS

Signed as an undrafted free agent by Washington (5/1/18)...Waived by Washington (9/1/18)...Signed a reserve future contract with Carolina (12/31/18)...Waived by Carolina (8/31/19)...Signed to Carolina practice squad (9/1/19)...Signed a reserve future contract with Carolina (12/30/19).

COLLEGE & PERSONAL

Played four seasons at Virginia...Tallied 492 total tackles, ending his career ranked second in ACC history in career tackles behind Luke Kuechly...Named All-ACC First Team twice and Second Team twice...Had 10 career interceptions with two fumble recoveries and one forced fumble...In 2017, he made four picks and scored one touchdown...Attended Bayside HS in Virginia Beach, Va.



**ISHMAEL
HYMAN**
 6'0" // 196
JAMES MADISON
 HOLMDEL, N.J.

13
WR

EXPERIENCE (YEARS)		BIRTHDATE	ACQUIRED
NFL	PANTHERS		
1	1	8.23.95	FA-20

PRO CAREER

- Played in two games with Tampa Bay in 2019, tallying two receptions for 34 yards.

TRANSACTIONS

Signed as an undrafted free agent with Cleveland (4/25/19)...Waived by Cleveland (8/31/19)...Signed to Tampa Bay practice squad (9/24/19)...Terminated from Tampa Bay practice squad (10/8/19)...Signed to Tampa Bay practice squad (10/16/19)...Signed to Tampa Bay active roster (12/10/19)...Waived by Tampa Bay (12/24/19)...Signed to Tampa Bay practice squad (12/26/19)...Signed reserve future contract with Carolina (1/2/20).

COLLEGE & PERSONAL

Played four seasons at JMU after transferring from Kansas...Totaled 72 receptions for 1,056 receiving yards and 11 touchdowns in his career...part of JMU's FCS national championship squad in 2016.

SINGLE-GAME HIGHS: RUSHING/RECEIVING

Receptions	1 vs. Houston Texans, Dec 21, 2019
	...1 more at 1.
Receiving Yards	31 vs. Houston Texans, Dec 21, 2019

Longest Receptions	31 vs. Houston Texans, Dec 21, 2019
All-purpose yards	31 vs. Houston Texans, Dec 21, 2019



MATT KASKEY
 6'7" // 325
 DARTMOUTH
 WINNETKA, ILL.

63
T

EXPERIENCE (YEARS)		BIRTHDATE	ACQUIRED
NFL	PANTHERS		
1	2	3.17.97	FA-19

TRANSACTIONS

Signed as an undrafted free agent with Los Angeles Rams (5/14/19)...Waived by Los Angeles (8/30/19)...Signed to Carolina practice squad (9/24/19)...Cut from Carolina practice squad (11/12/19)...Signed to Carolina practice squad (12/4/19)...Signed to active roster for Carolina (12/21/19).

COLLEGE & PERSONAL

Went to Dartmouth where he earned FCS All-America Second Team honors in 2018...Two-time All-Ivy League First Team...Played left tackle for Dartmouth. Went to New Trier HS in Winnetka, Ill.



AUSTIN LARKIN
6'3" // 255
PURDUE
SAN RAMON, CALIF.

96
DE

EXPERIENCE (YEARS)		BIRTHDATE	ACQUIRED
NFL	PANTHERS	4.6.95	FA-20
1	1		

PRO CAREER

- Saw action in two NFL games with Atlanta in 2019...Spent a majority of the season on the Falcons' practice squad last year.
- Played for the AAF San Antonio Comander in Spring 2019.

TRANSACTIONS

Signed as an undrafted free agent with Dallas (5/11/18)...Waived by Dallas (9/1/18)...Signed as a free agent with Atlanta (5/29/19)...Waived by Atlanta (8/31/19)...Signed to Atlanta practice squad (9/1/19)...Released from Atlanta practice (9/17/19)...Signed to Atlanta practice squad (9/26/19)...Released from Atlanta practice (10/2/19)...Signed to Atlanta practice squad (11/19/19)...Signed to Atlanta active roster (11/23/19)...Waived by Atlanta (11/26/19)...Signed to Atlanta practice squad (11/28/19)...Signed to Atlanta active roster (12/17/19)...Waived by Atlanta (8/4/20)...Signed as a free agent with Carolina (8/28/20).

COLLEGE & PERSONAL

Played two seasons at Purdue after transferring from Notre Dame...Totaled 42 tackles and 2.5 sacks with one forced fumble...Attended Dougherty Valley HS in San Ramon, Calif.


AUSTIN LARKIN'S NFL REGULAR SEASON DEFENSIVE STATISTICS

TACKLES												INTERCEPTIONS					O. FUMB			ST				MISC		
DATE	TEAM	GP	GS	TK	S	A	TFL	YDS	SK	YDS	QBH	NO	YDS	LG	TD	PD	FF	FR	YDS	TK	S	A	FF	FR	S	A
2018	Cowboys	0	0	0	0	0	0	0	0.0	0.0	0	0	0	0	0	0	0	0	0	0	0	0	0	0	0	0
2019	Falcons	2	0	0	0	0	0	0	0.0	0.0	0	0	0	0	0	0	0	0	0	1	1	0	0	0	0	0
NFL TOTALS		2	0	0	0	0	0	0	0.0	0.0	0	0	0	0	0	0	0	0	0	1	1	0	0	0	0	0

SINGLE-GAME HIGHS: DEFENSIVE

Total Tackles
1 at Tampa Bay Buccaneers, Dec 29, 2019

Special Teams Tackles
1 at Tampa Bay Buccaneers, Dec 29, 2019



**MARKIN
MICHEL**
 5'11" // 190
 MASSACHUSETTS
 PLANTATION, FLA.

83
WR

EXPERIENCE (YEARS)		BIRTHDATE	ACQUIRED
NFL	PANTHERS		
1	1	7.6.93	FA-20

PRO CAREER


- Spent time on Philadelphia practice squad in 2019.

TRANSACTIONS

Signed as an undrafted free agent Minnesota (5/16/16)...Waived by Minnesota (8/30/16)...Signed a reserve/future contract with Philadelphia (1/10/19)...Waived by Philadelphia (8/31/19)...Signed to Philadelphia practice squad (12/5/19)...Waived by Philadelphia (5/1/2020)...Signed as a free agent by Carolina (8/16/20).

COLLEGE & PERSONAL

Michel played four seasons at UMass Amherst where he had 92 catches for 1,016 yards and 6 touchdowns...He also had 28 carries for 162 yards rushing and 2 touchdowns...Went to American Heritage High School in Plantation, Fla.



AARON
MONTEIRO
6'6" // 315
BOSTON COLLEGE
BROCKTON, MASS

62
T


EXPERIENCE (YEARS)		BIRTHDATE	ACQUIRED
NFL	PANTHERS		
1	1	3.25.97	FA-20

TRANSACTIONS

Signed as an undrafted free agent with Miami (5/10/19)...Waived by Miami (8/31/19)...Signed to New England practice squad (10/23/19)...Terminated from New England practice squad (10/29/19)...Signed to Carolina practice squad (11/12/19)...Signed a reserve future contract with Carolina (12/30/19).

COLLEGE & PERSONAL

Played four seasons Boston College from 2015-18...Earned All-ACC Third Team in senior season...Started 32 consecutive games...Went to Brockton HS in Brockton, Mass.



CAM PHILLIPS
 6'0" // 201
 VIRGINIA TECH
 LAUREL, MD

81
WR

EXPERIENCE (YEARS)		BIRTHDATE	ACQUIRED
NFL	PANTHERS	12.16.95	FA-20
1	1		

PRO CAREER

- ▶ Played for Houston in the XFL in 2020, making 31 receptions for 455 yards and nine touchdowns...Won XFL Player of the Week honors in three of the five total weeks games were played.
- ▶ Played in two games for Buffalo in 2018, making one catch for nine yards.

TRANSACTIONS

Signed as an undrafted free agent with Buffalo (5/11/18)...Waived by Buffalo (9/1/18)...Placed on Buffalo practice squad (9/2/18)...Signed to Buffalo active roster (10/18/18)...Waived by Buffalo (11/5/18)...Signed to Buffalo practice squad (11/7/18)...Waived by Buffalo (8/31/19)...Signed as a free agent with Carolina (8/26/20).

COLLEGE & PERSONAL

Ranked 10th all-time in ACC history with 236 receptions for 3,027 receiving yards in four seasons at Virginia Tech...Earned First Team All-ACC honors after ranking sixth in the league with his seven receiving touchdowns in 2017 to go with 964 receiving yards, which ranked fourth that year...Won Belk Bowl MVP honors in 2016...Attended DeMatha High School in Laurel, Md.


CAM PHILLIPS' NFL REGULAR SEASON RUSHING/RECEIVING STATISTICS

DATE	TEAM	RECEIVING							RUSHING				
		GP	GS	NO.	YDS	AVG	LG	TD	NO.	YDS.	AVG.	LG	TD
2018	Bills	2	0	1	9	9.0	9	0	0	0	0.0	0	0
NFL TOTALS		2	0	1	9	9.0	9	0	0	0	0.0	0	0

SINGLE-GAME HIGHS: RUSHING/RECEIVING

Receptions 1 vs. New England Patriots, Oct 29, 2018
Receiving Yards 9 vs. New England Patriots, Oct 29, 2018

Longest Receptions 9 vs. New England Patriots, Oct 29, 2018
Miscellaneous Tackles 1 at Indianapolis Colts, Oct 21, 2018



**DERREK
THOMAS**
 6'3" // 190
BAYLOR
 ALBANY, N.Y.

35
DB


EXPERIENCE (YEARS)		BIRTHDATE	ACQUIRED
NFL	PANTHERS	4.25.95	FA-20
1	1		

TRANSACTIONS

Signed as an undrafted free agent with Seattle (5/3/19)...Waived by Seattle (7/24/19)...Signed as a free agent with Pittsburgh (8/1/19)...Waived by Pittsburgh with an injury settlement (8/14/19)...Signed as a free agent with Carolina (4/30/20)...Waived/injured by Carolina (8/26/20)...Placed on the reserve/COVID-19 list by Carolina (8/30/20).

COLLEGE & PERSONAL

Transferred to Baylor for one season following three seasons and a redshirt season at Temple...Played in 39 career games with 14 starts...Moved to defensive back from wide receiver in 2016...Selected 2018 Academic All-Big 12 second team...Appeared in all 13 games in 2018, starting 11, and had 21 tackles, one interception and seven pass breakups...At Temple, played in 27 games and had 35 tackles, one interception and 13 passes defended. Played one season at prep school at Milford Academy in New Berlin, N.Y...Previously at Bishop Maginn High in Albany, N.Y.



COLIN THOMPSON

6'4" // 255

TEMPLE
DOYLESTOWN, PA.

86

TE

EXPERIENCE (YEARS)		BIRTHDATE	ACQUIRED
NFL	PANTHERS	12.15.93	FA-20
1	1		

PRO CAREER

- Spent the 2020 spring with the XFL's Tampa Bay Vipers...Recorded one catch for 13 yards before the league shut down following Week 5.
- Spent the 2018 preseason with the Bears before being waived.
- Signed by the Giants as an undrafted free agent in 2017, but was waived during preseason camp...Signed to the Bears practice squad later that year.

TRANSACTIONS

Signed as undrafted free agent with the New York Giants (5/12/17)...Waived by the Giants (8/14/17)...Signed with Chicago practice squad (11/7/17)...Terminated from Chicago practice squad (12/2/17)...Signed to Chicago practice squad (12/6/17)...Signed a reserve future contract with Chicago (1/1/18)...Waived by Chicago (9/1/18)...Signed with the Panthers as a free agent (4/27/20).

COLLEGE & PERSONAL

Spent his first two seasons at Florida before transferring to Temple to finish out his final three years...Totaled 19 receptions for 208 yards and a touchdown in three years at Temple...Earned All-AAC honorable mention as a senior in 2016...Recorded three catches for 43 yards and one touchdown on the year...Started 10 of 14 games at tight end as a redshirt junior in 2015...A steady blocker all season, he became more of a weapon in the passing game as the season progressed...Made Temple debut in 2014...Played in three games at Florida in 2013 before being sidelined by an injury...Redshirted in 2012. Attended Archbishop Wood High School in Philadelphia, Pennsylvania...Rated as the #2 tight end in the nation by ESPN.com and Scout.com...Earned degree in communication studies.



**KAARE
VEDVIK**
6'3" // 210
MARSHALL
STAVANGER, NORWAY

8
K / P

EXPERIENCE (YEARS)		BIRTHDATE	ACQUIRED
NFL	PANTHERS	3.16.94	WV-20 BUF
1	1		

PRO CAREER

- ⚡ Played in one game for the Bengals in 2019, missing his lone field goal attempt.
- ⚡ Placed on reserve with a non-football injury with Baltimore in 2018.

TRANSACTIONS

Signed as an undrafted free agent with Baltimore (5/4/18)...Placed on reserve/non-football injury (9/1/18)...Traded to Minnesota (8/12/19)...Waived by Minnesota (8/31/19)...Claimed by New York Jets (9/1/19)...Waived by New York Jets (9/10/19)...Signed to Cincinnati practice squad (12/16/19)...Signed a reserve future contract with Buffalo (1/7/20)...Waived by Buffalo (8/19/20)...Claimed off waivers by Carolina (8/20/20).

COLLEGE & PERSONAL

Played for Marshall from 2014-17...In final season, went 10-of-16 on field goals, but averaged 44.0 yards per punt on 59 punts...Averaged 40.0 yards on 70 punts in 2016...Went to McPherson High School in McPherson, Kansas...Originally born in Norway.

SINGLE-GAME HIGHS: KICKER

Field Goal Attempts	1 vs. Buffalo Bills, Sep 08, 2019	PAT Attempts	1 vs. Buffalo Bills, Sep 08, 2019
----------------------------	-----------------------------------	---------------------	-----------------------------------



PJ
WALKER
5'11" // 212
TEMPLE
ELIZABETH, N.J.

6
QB

EXPERIENCE (YEARS)		BIRTHDATE	ACQUIRED
NFL	PANTHERS	2.26.95	FA-20
1	1		

PRO CAREER

- Started all five games for the XFL's Houston Roughnecks before the season was suspended...Led the league in passing touchdowns (15) and passing yards (1,338)...Helped Houston achieve a league-best 5-0 record...Earned the XFL's first-ever Star of the Week award after a Week 1 performance that saw him toss four touchdown passes and lead the Roughnecks to a 37-17 victory.
- Played with the Colts throughout the preseason in 2018...Was waived during final cuts...Spent the regular season on and off Indianapolis' practice squad.
- Signed with the Colts as an undrafted free agent out of Temple...Saw significant action during the preseason...Spent the entire regular season on the Colts practice squad.

TRANSACTIONS

Signed by the Colts as an undrafted free agent on 5/4/17...Signed a reserve/future contract with the Colts on 1/1/18...Waived during final cuts on 9/1/18...Signed to Indianapolis' practice squad on 9/2/18 and spent the season on and off the roster...Signed reserve future contract with Colts (1/14/19)...Waived by Colts (8/31/19)...Signed as a free agent with Carolina (3/25/20).


COLLEGE & PERSONAL

Four-year letter winner at Temple University under head coach Matt Rhule...Holds Temple's all-time records in nearly every passing category, including yards (10,668), touchdowns (74) and completions (830)...Led Temple to back-to-back 10-win seasons in 2015 and 2016 and back-to-back bowl appearances for the first time ever...Was awarded a single-digit jersey number during training camp as a senior, a tradition rewarding the toughest players on the team as voted on by the players...Took over as the starter midway through his freshman season...Earned an adult and organizational development degree...Attended Elizabeth High School in Elizabeth, New Jersey...2012 Newark-Star Ledger State Offensive Player of the Year...Helped team to the 2012 state title.

ROOKIES



**CAROLINA
PANTHERS**



DERRICK BROWN
6'5" // 318
AUBURN
BUFORD, GA.

95
DT

EXPERIENCE (YEARS)		BIRTHDATE	ACQUIRED
NFL	PANTHERS	4.15.98	D1-20
R	R		

TRANSACTIONS

Drafted by the Panthers in the first round (7th overall) of the 2020 NFL Draft.


COLLEGE & PERSONAL

Earned unanimous consensus All-America honors as a senior in 2019...Outland, Nagurski and Bednarik finalist ...Was a three-year starter and team captain...Notched 170 career tackles, 13.0 sacks and 33.5 tackles for loss...Named to a number of preseason First-Team All-America teams...Earned an invitation to the Reese's Senior Bowl...As a junior receive Second-Team All-SEC honors...Recorded 48 tackles, 10.5 TFL and 4.5 sacks for season...As a sophomore in 2017, started at defensive tackle...Made 56 tackles for the year, including 3.5 sacks and 9 TFLs...Named to the SEC Academic Honor Roll, Academic Top Tiger and SEC Student-Athlete Leadership Council for football...Played in all 13 games as a freshman in 2016...Made 11 tackles and recorded 1.0 sack...Named to SEC First-Year Academic Honor Roll and SEC Student-Athlete Leadership Council for football.

Attended Lanier High School in Sugar Hill, Georgia...Recorded a career 270 tackles, 81 TFL and 33.5 sacks for Coach Korey Mobbs...Named the U.S. Army All-American Bowl defensive player of year and the MaxPreps national player of year...Also a basketball letterman...Birthday is April 15...Son of Martha and James Brown...Has two siblings, Mikaelia and Kameron... Graduated from the College of Business.

DEFENSIVE STATISTICS

DATE	TEAM	GP	GS	TACKLES								INTERCEPTIONS					FUMBLES	
				TK	S	A	TFL	YDS	SK	YDS	QBH	NO	YDS	LG	TD	PD	FF	FR
2016	Auburn	13	0	11	3	8	1.5	10	1	9	0	0	0	0	0	1	0	1
2017	Auburn	14	14	56	28	28	9	26	3.5	16	3	0	0	0	0	1	2	0
2018	Auburn	13	13	48	24	24	10.5	48	4.5	39	6	0	0	0	0	2	1	1
2019	Auburn	13	13	55	34	22	12.5	49	4.0	29	2	0	0	0	0	4	2	2
NFL TOTALS		53	40	170	88	82	33.5	129	15.0	93	11	0	0	0	0	8	5	4



JEREMY CHINN
6'3" // 220
SOUTHERN ILLINOIS
FISHERS, IND.

21
S

EXPERIENCE (YEARS)		BIRTHDATE	ACQUIRED
NFL	PANTHERS	2.26.98	D2B-20
R	R		

TRANSACTIONS

Drafted by the Panthers with the 64th overall pick (second round) of the 2020 draft.


COLLEGE & PERSONAL

Spent four years at Southern Illinois University, where he totaled 243 career tackles, 13 interceptions, 31 passes defended, six forced fumbles, two fumble recoveries and 1.0 sack...Earned consensus All-American honors at the FCS level as a senior in 2019...First-Team All-Missouri Valley Football Conference...Participated in the Senior Bowl and invited to the NFL Scouting Combine...Tallied 71 tackles, four interceptions and three PBUs on the year...Earned First-Team All-MVFC as a junior in 2018...Led the team with 3 interceptions and 95 interception return yards...Ranked 2nd on the team in tackles with 55...Recorded a team-high 9 pass breakups...Second-Team All-MVFC as a sophomore in 2017...Started all 11 games at safety...Team's third-leading tackler with 66 stops...Added three interceptions, six pass breakups, four forced fumbles and one fumble recovery...Named First-Team Freshman All-American by HERO Sports in 2016...MVFC All-Newcomer Team...Played in 8 games and started 6... Recorded 51 tackles and three interceptions.

Attended Fishers High School in Fishers, Indiana...Set school records for interceptions in a season, interception return yards in a season and interceptions in a career...Had seven career interceptions and four in his senior season...Nephew of NFL Hall of Fame safety Steve Atwater...Majored in exercise science.

DEFENSIVE STATISTICS

DATE	TEAM	GP	TK	TACKLES						INTERCEPTIONS					FUMBLES		
				S	A	TFL	YDS	SK	YDS	NO	YDS	LG	TD	PD	FF	FR	
2016	Southern Illinois	8	51	39	12	1.5	1	0	0	3	16	16	0	5	0	0	
2017	Southern Illinois	11	66	47	19	0.5	0	0	0	3	0	0	0	9	4	1	
2018	Southern Illinois	9	55	51	4	1.0	2	0	0	3	95	51	0	10	2	0	
2019	Southern Illinois	10	71	48	23	2.5	11	1.0	8	4	33	33	0	7	0	1	
COLLEGE TOTALS		38	243	185	58	5.5	14	1.0	8	13	144	51	0	31	6	2	



YETUR
GROSS-MATOS
6'5" // 265
PENN STATE
SPOTSYLVANIA, VA.

97
DT

EXPERIENCE (YEARS)		BIRTHDATE	ACQUIRED
NFL	PANTHERS	2.26.98	D2A-20
R	R		

TRANSACTIONS

Drafted by the Panthers in the second round (38th overall) of the 2020 NFL Draft.


COLLEGE & PERSONAL

Spent three years at Penn State, where he finished his career tied for 10th all-time in school history with 19.0 career sacks...Ranked 11th all-time at Penn State with 37.0 career tackles for loss...Also totaled 111 career tackles, two forced fumbles and two fumble recoveries...Tallied 40 tackles, 9.5 sacks and 15 TFLs as a junior in 2019... Ranked seventh in the Big Ten and No. 21 in the nation with 0.79 sacks per game...Won the team's Reid-Robinson Award, recognizing an outstanding defensive lineman...Named a finalist for the Ted Hendricks Award...Tabbed a semifinalist for the Lombardi Award...Named Phil Steele All-America third team...Selected All-Big Ten first team by the coaches and media, and second team by the Associated Press...Made 13 starts as a sophomore, totaling 54 tackles, 8.0 sacks and 20 TFLs...Became the 11th Nittany Lion to record 20 tackles for loss in a season...Voted first-team All-Big Ten by the media...Ranked No. 2 in the Big Ten and ranked No. 12 in the nation with 1.5 tackles for loss per game...Finished No. 8 in the Big Ten and No. 47 in FBS with 0.62 sacks per game...Appeared in all 13 games as a true freshman in 2017, recording 17 tackles, 1.5 sacks and two TFLs...Named honorable-mention All-Freshman Team by BTN.com.

Attended Chancellor High School in Spotsylvania, Virginia...Full name is Yetur Akkub Gross-Matos...Majored in criminology...Has career ambitions to serve underprivileged youth in some capacity.

DEFENSIVE STATISTICS

COLLEGE STATISTICS														
DATE	TEAM	GP	TACKLES					INTERCEPTIONS					FUMBLES	
			TK	S	A	SK	NO	YDS	LG	TD	PD	FF	FR	
2017	Penn State	10	17	5	12	1.5	0	0	0	0	0	0	1	
2018	Penn State	13	54	36	18	8.0	0	0	0	0	0	2	1	
2019	Penn State	11	40	23	17	9.0	0	0	0	0	0	0	0	
COLLEGE TOTALS		34	111	64	47	18.5	0	0	0	0	0	2	2	



TROY
PRIDE JR.
 5'11" // 195
NOTRE DAME
 GREER, S.C.

25
CB

EXPERIENCE (YEARS)		BIRTHDATE	ACQUIRED
NFL	PANTHERS	1.19.98	D4-20
R	R		

TRANSACTIONS


Drafted by the Panthers in the fourth round (115th overall) of the 2020 NFL Draft.

COLLEGE & PERSONAL

Totaled 121 tackles, four interceptions and 18 pass breakups in four seasons at Notre Dame...Played in all 13 games in senior season, notching 40 tackles with an interception and six pass breakups...Had best season in 2018 in junior year...Totaled career-best 47 tackles, including 1.5 for loss, while adding a pair of interceptions, 10 pass breakups, a forced fumble and fumble recovery...Played in 12 games with 22 tackles and a pick in sophomore season...Saw action in eight games as a freshman with 12 tackles...Was a sprinter on the Notre Dame track team and ran a 4.4 in the 40-yard dash at the Combine, fifth-fastest among 2020 secondary players. Went to Greer High School in Greer, S.C.

DEFENSIVE STATISTICS

COLLEGE CAREER TOTALS													
DATE	TEAM	GP	TK	TACKLES				INTERCEPTIONS				FUMBLES	
				S	A	SK	YDS	NO	YDS	TD	PD	FF	FR
2016	Notre Dame	5	12	10	2	0	0	0	0	0	0	0	1
2017	Notre Dame	8	22	14	8	0	0	1	-5	0	2	0	0
2018	Notre Dame	12	47	37	10	0	0	2	1	0	10	1	1
2019	Notre Dame	12	40	27	13	0	0	1	39	0	6	0	0
COLLEGE TOTALS		37	121	88	33	0	0	4	35	0	18	1	2



**KENNY
ROBINSON**
6'2" // 200
WEST VIRGINIA
WILKINSBURG, PA.

27
S

EXPERIENCE (YEARS)

NFL

PANTHERS

R
R

BIRTHDATE

1.8.99

ACQUIRED

05-20

TRANSACTIONS

Selected in the fifth round (152nd overall) of the NFL Draft by Carolina (4/25/20).

COLLEGE & PERSONAL


Spent the spring of 2020 with the XFL's St. Louis BattleHawks...Toted 21 tackles and two interceptions through five games.

Spent two years at West Virginia, totaling 123 career tackles, seven interceptions and seven passes defended...Earned First-Team All-Big 12 honors as a sophomore in 2018...Started 12 games in 2018 at safety...Tied for No. 2 in the Big 12 in total interceptions (4)...Finished No. 2 on the WVU defense with 77 total tackles and 52 solo stops...As a freshman in 2017 earned All-Big 12 Conference Honorable Mention...Played in all 13 games, including eight starts...Toted 46 tackles, including 32 solo stops, two tackles for loss, three interceptions, returning two for touchdowns and three pass breakups...Tied for the team lead with three interceptions.

Played defensive back, quarterback and wide receiver at Imani Christian Academy in Wilksburg, Pennsylvania...All-State 1A First-Team defensive back...Finished with 1,250 rushing yards, 2,150 passing yards and 18 touchdowns, with only three interceptions...One of seven children...Majored in multidisciplinary studies.

DEFENSIVE STATISTICS

		TACKLES					INTERCEPTIONS				FUMBLES		
DATE	TEAM	GP	TK	S	A	SK	YDS	NO	YDS	TD	PD	FF	FR
2017	West Virginia	11	46	32	14	0	0	3	170	2	3	0	0
2018	West Virginia	12	77	52	25	0	0	4	58	0	4	1	1
2019	St. Louis (XFL)	5	21	15	6	1	12	2	-	0	2	0	0
COLLEGE/XFL TOTALS		28	144	99	45	1	12	9	228	2	9	1	1



**BRAVION
ROY**
6'1" // 330
BAYLOR
SPRING, TEXAS

93
DT

EXPERIENCE (YEARS)

NFL

PANTHERS

R
R

BIRTHDATE

10.18.96

ACQUIRED

D6-20

TRANSACTIONS

Selected in the sixth round (184th overall) of the NFL Draft by Carolina (4/25/20).

COLLEGE & PERSONAL

Played four seasons at Baylor under Matt Rhule ... Tallied 133 tackles, 7.5 sacks and 19.0 tackles for loss in his career ... Earned first team All-Big 12 honors in 2019, tallying career highs with 5.5 sacks and 13.0 tackles for loss ... Also produced one forced fumble, seven QB hurries, one blocked kick and 61 total tackles ... Had five tackles with one sack in the Sugar Bowl against Georgia ... Also had five tackles including 1.5 for loss in Big 12 title game against Oklahoma ... in junior season, had 34 tackles and 1.5 sacks. Went to Spring HS in Spring, Texas.

DEFENSIVE STATISTICS

DATE	TEAM	GP	GS	TK	S	A	TACKLES				QBH	INTERCEPTIONS				FUMBLES		
							TFL	SK	YDS			NO	YDS	LG	TD	FF	FR	
2016	Baylor	9	1	7	5	2	0	0	0	1	0	0	0	0	0	0	0	
2017	Baylor	12	4	31	16	15	3	0.5	0	0	0	0	0	0	0	0	0	
2018	Baylor	13	11	34	15	19	3	1.5	4	0	0	0	0	0	0	0	0	
2019	Baylor	14	13	61	35	26	13	5.5	29	7	0	0	0	0	0	1	0	
COLLEGE TOTALS		49	29	133	71	62	19	7.5	33	8	0	0	0	0	0	1	0	



STANTLEY
THOMAS-OLIVER
6'0" // 190
FLORIDA INTERNATIONAL
PUNTA GORDA, FLA.

23
CB

EXPERIENCE (YEARS)

NFL **PANTHERS**
R **R**

BIRTHDATE
6.4.98

ACQUIRED
07-20

TRANSACTIONS

Selected in the seventh round (221st overall) of the NFL Draft by Carolina (4/25/20).


COLLEGE & PERSONAL

Attended Charlotte High School in Punta Gorda, Florida...Had 59 catches for 1,105 yards and eight touchdowns as a senior...Spent junior and sophomore seasons at North Port High School...Played on the basketball team that reached the final four and ran the 100- and 200-meter races for the track and field team as a junior.

COLLEGE DEFENSIVE STATISTICS

DATE	TEAM	GP	TK	TACKLES			INTERCEPTIONS					FUMBLES		
				S	A	SK	NO	YDS	LG	TD	PD	FF	FR	YDS
2017	Florida International	1	0	0	0	0	0	0	-	0	0	0	0	0
2018	Florida International	13	40	23	17	0	1	0	0	0	10	0	0	0
2019	Florida International	13	54	42	12	2	2	23	23	0	8	1	0	0
COLLEGE TOTALS		27	94	65	29	2	3	23	23	0	18	1	0	0

[end]



**MYLES
ADAMS**
6'2" // 285
RICE
ARLINGTON, TEXAS

79
DE

EXPERIENCE (YEARS)		BIRTHDATE	ACQUIRED
NFL	PANTHERS	3.9.98	FA-20
R	R		


TRANSACTIONS

Signed as an undrafted free agent with Carolina (4/30/20).

COLLEGE & PERSONAL

Spent four years at Rice, where he totaled 94 career tackles, 4.5 sacks, 10.5 tackles for loss and three forced fumbles...Started all 12 games as a senior in 2019...Selected as one of three co-captains by his teammates prior to the start of the season...Registered a career-high 42 tackles, plus 1.0 sack and 3.5 tackles for loss...Honorable mention All-Conference USA by conference coaches and a third-team selection by PFF...Named a semifinalist for the National Football Foundation's Campbell Trophy that honors college football's top scholar-athletes...Named to the Conference USA honor roll...Started five games as a junior in 2018...Ranked second on the team with five TFLs and 2.5 sacks...Added 27 tackles...Named to the Conference USA honor roll...Saw action in all 12 games and totaled 16 tackles as a sophomore in 2017...Had nine tackles on the year as a true freshman in 2016.

Attended Mansfield Summit High School in Arlington, Texas...Second-team All-State on offense and All-District 14-5A on both offense and defense as the Jaguars finished 10-2 and were Bi-District champions...Dual regional qualifier in shot and discus and a regional qualifier in power lifting as a junior...Majored in kinesiology at Rice.



**OMAR
BAYLESS**
6'1" // 210
ARKANSAS STATE
LAUREL, MISS.

17
WR

EXPERIENCE (YEARS)		BIRTHDATE	ACQUIRED
NFL	PANTHERS	12.15.96	FA-20
R	R		


TRANSACTIONS

Signed as an undrafted free agent with Carolina (4/30/20).

COLLEGE & PERSONAL

In four years at Arkansas State where he finished as the school's all-time leading receiver, Bayless played in 43 games with 2,764 career receiving yards and 26 receiving touchdowns, ranking sixth and second in Sun Belt history, respectively...Was a third team AP All-American in 2019 and Sun Belt Player of the Year after ranking second in all of college football with 1,653 receiving yards and third with 17 receiving touchdowns...Posted 93 receptions ranking ninth in the NCAA in 2019...Had 39 catches for 566 yards in his junior season and 31 catches for 428 yards in his sophomore season.

Went to Laurel HS in Laurel, Miss.



BRANDEN BOWEN
6'7" // 315
OHIO STATE
DRAPER, UTAH

60
G

EXPERIENCE (YEARS)		BIRTHDATE	ACQUIRED
NFL	PANTHERS	9.17.96	FA-20
R	R		


TRANSACTIONS

Signed as an undrafted free agent with Carolina (4/30/20).

COLLEGE & PERSONAL

Spent five years at Ohio State, starting 19 career games...Earned Second-Team All-Big Ten honors as a senior in 2019...Started 13 games at right tackle in 2019...Missed the 2018 season and half of 2017 with an injury...Prior to his injury in 2017 started six games at right guard...Played in 32 career games.

Attended Corner Canyon High School in Draper, Utah for his junior and senior seasons...Named one of the top players in the state of Utah his senior season and held the No. 2 ranking in the state by Scout...Spent his first two years of high school at Juan Diego High School...Graduated in Spring 2019 with a degree in human development and family studies.



JOSEPH CHARLTON
6'5" // 190
SOUTH CAROLINA
COLUMBIA, S.C.

3
P

EXPERIENCE (YEARS)		BIRTHDATE	ACQUIRED
NFL	PANTHERS	4.7.97	FA-20
R	R		


TRANSACTIONS

Signed as an undrafted free agent with Carolina (7/22/20).

COLLEGE & PERSONAL

Four-year player at the University of South Carolina ... Owns the school record for career punting average at 45.5 yards... owns the top two single-season punting marks, setting the record in 2018 with a 44.8-yard average, then surpassing that by nearly three yards per punt in 2019 with a 47.7-yard average... named the Jim Carlen MVP for Special Teams in three consecutive seasons (2017-19) ... two-time member of the SEC Fall Academic Honor Roll.

Went to A.C. Flora High School in Columbia, S.C.



SAM
FRANKLIN
 6'3" // 210
 TEMPLE
 CRYSTAL RIVER, FLA.

42
LB

EXPERIENCE (YEARS)		BIRTHDATE	ACQUIRED
NFL	PANTHERS		
R	R	2.2.96	FA-20

TRANSACTIONS

Signed as an undrafted free agent with Carolina (5/2/20).

COLLEGE & PERSONAL

Spent four years at Temple tallying 194 career tackles, 24.0 tackles for loss, 8.0 sacks, two interceptions, 10 passes defended and two touchdowns...As a senior in 2019 was awarded a single-digit jersey, an honor given to the toughest players on the team...Finished the year with 68 tackles, 7.5 tackles for loss, 1.0 sack, an interception and three fumble recoveries...Named Second-Team All-AAC...As a junior in 2018 tallied 63 tackles, 7.0 tackles for loss, 3.0 sacks, an interception, a forced fumble and a fumble recovery...As a sophomore in 2017 totaled 59 tackles, 9.5 tackles for loss, 4.0 sacks and six passes defended on the year...Made his first career start...Appeared in all 14 games as a true freshman in 2016...Totaled four tackles on the year...Played on special teams in every game.

Attended Citrus High School in Inverness, Florida...Started at both wide receiver and defensive back...Played one season at East Coast Prep following high school graduation...Also a two-year varsity basketball player...Majored in adult and organizational development.



MYLES
HARTSFIELD
 5'11" // 210
 MISSISSIPPI
 SAYREVILLE, N.J.

38
DB / RB

EXPERIENCE (YEARS)		BIRTHDATE	ACQUIRED
NFL	PANTHERS		
R	R	8.5.97	FA-20

TRANSACTIONS

Signed as an undrafted free agent with Carolina (4/30/20).

COLLEGE & PERSONAL

Played four seasons at Ole Miss tallying 167 career tackles, 8.0 tackles for loss, three interceptions and 17 pass break ups...As a senior, totaled 41 tackles, 2.5 tackles for loss, one interception and four passes defended...Led the team with seven pass breakups as a junior...Earned Freshman All-America third team honors from Athlon in 2016...Named Freshman All-SEC...Finished fifth on team with 43 total tackles. Attended East Coast Prep in Barrington, Massachusetts...Majored in general studies at Ole Miss with minors in journalism, recreation administration and legal studies.



**MIKE
HORTON**
 6'4" // 325
AUBURN
 ATLANTA, GA.

66
G

EXPERIENCE (YEARS)		BIRTHDATE	ACQUIRED
<i>NFL</i>	<i>PANTHERS</i>	10.7.96	FA-20
R	R		

TRANSACTIONS

Signed as an undrafted free agent with Carolina (4/30/20).

COLLEGE & PERSONAL

Spent five years at Auburn where he totaled 32 career starts on the offensive line...Started at right guard as a senior in 2019...Named SEC Offensive Lineman of the Week following Week 5...Played in all 13 games as a junior in 2018, starting at right guard...Started seven games at left guard in 2017...Named to the SEC Academic Honor Roll and Academic Top Tiger...Served as a backup offensive lineman in 2016, appearing in 12 games...Was the sixth offensive lineman in the Tigers' jumbo package...Redshirted in 2015 as a true freshman...Named to the SEC first-year academic honor roll and Academic Top Tiger.

Attended Lakeside High School in Atlanta, Georgia...Named First-Team Class GA All-Region 2...Played in the Semper Fi All-American Bowl...Also a basketball and track and field letterman...Studied in Auburn's College of Engineering.



**JAMESON
HOUSTON**
 5'11" // 200
BAYLOR
 AUSTIN, TEXAS

45
DB


EXPERIENCE (YEARS)		BIRTHDATE	ACQUIRED
<i>NFL</i>	<i>PANTHERS</i>	6.30.96	FA-20
R	R		

TRANSACTIONS

Signed as an undrafted free agent with Cleveland (5/5/20)...Waived by Cleveland (8/10/20)...Signed as a free agent with Carolina (8/28/20).

COLLEGE & PERSONAL

Played at Baylor from 2015-19, seeing action in 35 career games...Totaled 86 tackles with one interception and 16 pass deflections...Also had one forced fumble and two fumble recoveries...Earned All Big 12 honorable mention status in senior year as he posted 44 tackles, one interception and four pass breakups...Attended St. Michaels Academy in Austin, Texas.



**JORDAN
MACK**
6'2" // 230
VIRGINIA
LITHONIA, GA.

47
LB

EXPERIENCE (YEARS)		BIRTHDATE	ACQUIRED
NFL	PANTHERS	2.7.98	FA-20
R	R		

TRANSACTIONS

Signed with the Panthers as an undrafted free agent (4/27/20)...Placed on reserve/voluntary opt-out (7/28/20).

COLLEGE & PERSONAL

Played four years at Virginia, totaling 289 career tackles, 14.5 sacks, 25.5 tackles for loss and six forced fumbles...Earned Third-Team All-ACC honors as a senior in 2019...Named a finalist for the Campbell Trophy, recognizing the best football scholar-athlete in the nation for combined academic success, football performance and exemplary leadership...Voted one of the team's three captains...Appeared in 13 of UVA's 14 games with 12 starts...Tallied 69 tackles, 7.5 sacks and 8.5 TFLs on the year...Started all nine games in which he appeared in 2018...Totalled 66 tackles, 2.5 sacks and 6.0 TFLs on the season, despite missing four games due to injury...Started all 13 of UVA's games as a sophomore in 2017...Finished the season No. 5 in the ACC with 114 tackles...Added 3.0 sacks, 7.0 TFLs and two forced fumbles...Appeared in all 12 of UVA's games with nine starts as a true freshman in 2016...Recorded 40 tackles, 1.5 sacks, 4.0 TFLs and two forced fumbles.

Attended Wesleyan High School in Peachtree Corners, Georgia...Played safety and wide receiver for head coach Franklin Pridgen.



**CHRIS
ORR**
6'0" // 225
WISCONSIN
DESOTO, TEXAS

48
LB


EXPERIENCE (YEARS)		BIRTHDATE	ACQUIRED
NFL	PANTHERS	6.17.97	FA-20
R	R		

TRANSACTIONS

Signed as an undrafted free agent with Carolina (4/30/20).

COLLEGE & PERSONAL

Spent five years at Wisconsin, where he totaled 187 career tackles, 20.0 tackles for loss, 14.0 sacks, two interceptions, eight pass breakups and four fumble recoveries...Played in 50 career games with 30 starts at inside linebacker...Started all 14 games at inside linebacker as a senior in 2019...Named a team captain...Earned second-team All-Big Ten honors...Named a Lott IMPACT Trophy semifinalist...Recorded 78 tackles, including 14.0 TFLs and 11.5 sacks, which ranked third-most in the Big Ten...His 11.5 sacks marked the most in a season by an inside/middle linebacker in school history...Also logged eight quarterback hurries, broke up five passes and forced two fumbles...Played in all 13 games with one start in 2018...Named team's Special Teams Player of the Year...Logged 27 tackles, including 1.0 TFL, two fumble recoveries and one interception...Played in 12 games and made eight starts in 2017...Recorded 36 tackles, including 20 solo stops, 3.0 TFL and 2.0 sacks...Made one interception and returned it for a touchdown...Only played in one game in 2016 before suffering a season-ending ACL tear on the first defensive play of the season opener...Received a medical hardship waiver...Played in 10 games with 6 starts at inside linebacker as a true freshman in 2015...Registered 46 total tackles, ranking sixth on team, including 2.0 TFLs and 0.5 sack...Also forced 1 fumble and broke up two passes...Attended DeSoto High School in DeSoto, Texas...Father played tight end in the NFL for the Washington Redskins from 1986-1993, winning two Super Bowl titles...Brother Zach played linebacker for the Baltimore Ravens from 2014-16...Graduated from Wisconsin in December 2018 with bachelor's degree in life sciences communication and in December 2019 with master's degree in educational leadership and policy analysis.



**GIOVANNI
RICCI**
6'3" // 240
WESTERN MICHIGAN
LOVELAND, OHIO

85
TE


EXPERIENCE (YEARS)		BIRTHDATE	ACQUIRED
NFL	PANTHERS	10.16.96	FA-20
R	R		

TRANSACTIONS

Signed as an undrafted free agent with Carolina (4/30/20).

COLLEGE & PERSONAL

Spent four seasons at Western Michigan, totaling 98 career receptions for 1,114 yards and 11 touchdowns...One of eight semifinalists for the John Mackey Award in 2019, presented annually to the top tight end in the country...Four-time Academic All-MAC selection...Earned first team All-MAC honors as a senior in 2019...Received the program's Iron Bronco Award for having played the most snaps during the regular season...Caught 51 passes for 642 yards and eight TDs...Tied for the team lead in receptions and finished second on the squad in receiving yards...Tied for the lead in the MAC in receiving touchdowns...Ended the 2019 campaign tied for third nationally among tight ends with eight TDs...Named Third-Team All-MAC as a junior in 2018...Caught 35 passes for 392 yards and three TDs...Transitioned to tight end in the spring of 2018...As a sophomore in 2017, played in six games and started five as a wide receiver before suffering season-ending injury at Buffalo...Caught 12 passes for 80 yards...Played in all 14 games as a freshman in 2016, primarily on special teams...Recorded five tackles and one fumble recovery...Redshirted in 2015. Attended Loveland High School in Loveland, Ohio...Graduated from Western Michigan University with a degree in finance.



**DARRELL
STEWART**
6'0" // 212
MICHIGAN STATE
HOUSTON, TEXAS

9
WR


EXPERIENCE (YEARS)		BIRTHDATE	ACQUIRED
NFL	PANTHERS	7.14.96	FA-20
R	R		

TRANSACTIONS

Signed as an undrafted free agent with Green Bay (5/1/2020)...Waived by Green Bay (8/16/20)...Signed as a free agent with Carolina (8/26/20).

COLLEGE & PERSONAL

Played four seasons at Michigan State from 2015-19...Recorded 1,640 career receiving yards on 150 receptions with seven touchdowns...His 150 catches ranked third in Michigan State history...Attended Nimitz High School in Houston, Texas.



SAM
TECKLENBURG
6'4" // 310
BAYLOR
PLANO, TEXAS

71
C

EXPERIENCE (YEARS)		BIRTHDATE	ACQUIRED
NFL	PANTHERS	1.31.97	FA-20
R	R		

TRANSACTIONS

Signed as an undrafted free agent with Carolina (4/30/20).

COLLEGE & PERSONAL

Spent five years at Baylor where he became a key team leader and anchor of the offensive line...Finished his career with 39 consecutive starts...Started all 14 games for the Bears as a fifth-year senior in 2019...Earned Second-Team All-Big 12 honors...Named 2019 Preseason All-Big 12...Earned the team's Academic Award at the conclusion of spring ball 2019...Started all 13 games at center in 2018...Named 2018 Academic All-Big 12 second team...Named Third-Team Preseason All-Big 12 and to the preseason 2018 Rimington Trophy watch list...Started all 12 games in 2017, making two starts at left guard before switching to center for the final 10 games...Transitioned to offensive line after spending his first two seasons at tight end...Played in all 13 games and made two starts at tight end in 2016...Recorded three catches for 40 yards and a touchdown on the year...Redshirted as a true freshman in 2015. Attended Plano High School in Plano, Texas...Two-way athlete played tight end, offensive line and defensive tackle...Completed undergraduate degree in sociology in Dec. 2018.

2020 TRAINING CAMP ROSTER

NO.	NAME	POS.	HT.	WT.	AGE	EXP.	COLLEGE	HOMETOWN	HOW ACQ.
79	Adams, Myles	DE	6-2	285	22	R	Rice	Arlington, Texas	FA-20
11	Anderson, Robby	WR	6-3	190	27	5	Temple	Fort Lauderdale, Fla.	UFA-20 NYJ
41	Apple, Eli	CB	6-1	203	25	5	Ohio State	Voorhees, N.J.	FA-20
40	Arnack, Alex	FB	6-2	255	26	4	West Georgia	Lawrenceville, Ga.	DE-17
37	Blanding, Quin	S	6-2	210	24	1	Virginia	Virginia Beach, Va.	FA-19
39	Bonafato, Reggie	RB	6-0	215	24	2	Louisville	Louisville, Ky.	FA-18
33	Boston, Tre	S	6-1	205	28	7	North Carolina	North Fort Myers, Fla.	UFA-19 ARZ
60	Bowen, Brandon	G	6-7	315	23	R	Ohio State	Draper, Utah	FA-20
5	Bridgewater, Teddy	QB	6-2	215	27	7	Louisville	Miami, Fla.	UFA-20 NO
95	Brown, Derrick	DT	6-5	318	22	R	Auburn	Buford, Ga.	D1-20
43	Burns, Brian	DE	6-5	255	26	4	Florida State	Fort Lauderdale, Fla.	D1-19
31	Burris, Juston	S	6-0	210	27	5	North Carolina State	Sayreville, N.C.	UFA-20 CLE
36	Cannon, Trenton	RB	5-11	185	26	3	Virginia State	Hampton, Va.	WV-20 NYJ
56	Carter Jr., Jermaine	LB	6-1	225	25	3	Maryland	Rockville, Md.	D5-18
3	Charlton, Joseph	P	6-5	190	23	R	South Carolina	Columbia, S.C.	FA-20
21	Chinn, Jeremy	S	6-3	220	22	R	Southern Illinois	Fishers, IND.	D2b-20
14	Cooper, Pharoh	WR	5-11	210	25	5	South Carolina	South Carolina	UFA-20 ARI
28	Daley, Dennis	G	6-6	325	22	2	South Carolina	Columbia, S.C.	D6-19
25	Davis, Mike	RB	5-9	220	27	6	South Carolina	Stone Mountain, Ga.	WV-19 CHI
29	Elder, Corn	CB	5-10	185	25	4	Miami (FL)	Nashville, Tenn.	D5-17
42	Franklin, Sam	LB	6-3	210	24	R	Temple	Crystal River, Fla.	FA-20
24	Green, T.J.	DB	6-3	215	25	3	Clemson	Sylacauga, Ala.	WV-19 NO
7	Grier, Will	QB	6-1	220	25	2	West Virginia	Charlotte, N.C.	D3-19
97	Gross-Matos, Yetur	DT	6-5	265	22	R	Penn State	Spotsylvania, Va.	D2a-20
18	Hamilton, Woodrow	DB/DB	5-11	210	23	R	Mississippi	Raleigh, Miss.	FA-20
88	Hartsfield, Myles	DB/DB	5-11	210	23	R	Mississippi	Sayreville, N.J.	FA-20
98	Haynes, Marquis	DE	6-2	235	26	3	Mississippi	Jacksonville, Fla.	D4b-18
77	Hector, Bruce	DT	6-2	296	25	2	South Florida	Tampa, FL	WV-20 PHI
84	Hemingway, Temarrick	TE	6-5	245	27	3	South Carolina State	Little River, S.C.	WV-19 DEN
66	Horton, Mike	G	6-4	325	23	R	Auburn	Atlanta, Ga.	FA-20
45	Houston, Jameson	DB	5-11	200	24	R	Baylor	Austin, Texas	FA-20
13	Hymann, Ishmael	WR	6-0	190	25	1	James Madison	Holmdel, N.J.	FA-20
26	Jackson, Dontae	CB	5-10	180	24	3	Louisiana State	Melanie, La.	D2-18
30	Jamerson, Natrell	DB	5-11	200	24	3	Wisconsin	Citra, Fla.	WV-19 GB
44	Jansen, JJ	LS	6-2	235	34	13	Notre Dame	Phoenix, Ariz.	TR-09 GB
73	Jelks, Jalen	DE	6-5	275	24	2	Oregon	Phoenix, Ariz.	WV-20 DAL
63	Kaskey, Matt	T	6-7	325	23	1	Dartmouth	Winnethka, Ill.	FA-19
92	Kerr, Zach	DE	6-2	334	30	7	Delaware	Virginia Beach, Va.	UFA-20 ARI
19	Kirkwood, Keith	WR	6-3	210	25	3	Temple	Neptune, N.J.	FA-20
43	Kunaszky, Jordan	LB	6-3	235	23	2	California	Sacramento, Calif.	FA-19
96	Larkin, Austin	DE	6-3	255	25	1	Purdue	San Ramon, Calif.	FA-20
69	Larsen, Tyler	C	6-4	325	29	5	Utah State	Sandy, Utah	FA-16
18	Levis, Tommylee	WR	5-7	168	27	4	Northern Illinois	West Palm Beach, Fla.	FA-20
74	Little, Greg	T	6-5	310	22	2	Mississippi	Allen, Texas	D2-19
82	Maniherz, Chris	TE	6-6	265	28	5	Canisius	New York, N.Y.	WV-16 NO
22	McCaffrey, Christian	RB	5-11	205	24	4	Stanford	Highlands Ranch, Colo.	D1-17
83	Michel, Marken	WR	5-11	190	27	1	Massachusetts	Plantation, Fla.	FA-20
67	Miller, John	G	6-3	315	27	6	Louisville	Miami, Fla.	FA-20
62	Monteiro, Aaron	T	6-6	315	23	1	Boston College	Brockton, Mass	FA-20
12	Moore, DJ	WR	6-0	210	23	3	Maryland	Philadelphia, Pa.	D1-18
72	Moton, Taylor	T	6-5	325	26	4	Western Michigan	Okemos, Mich.	D2b-17
94	Obada, Efe	DE	6-6	265	28	3	No College	London, England	FA-20
46	Okung, Russell	LB	6-1	310	31	11	Oklahoma State	Fort Bend, Texas	TR-20 LAC
78	Orr, Chris	LB	6-0	225	23	R	Wisconsin	DeSoto, Texas	FA-20
61	Paradis, Matt	C	6-3	300	30	6	Boise State	Council, Idaho	UFA-19 DEN
81	Phillips, Cam	WR	6-0	201	24	1	Virginia Tech	Laurel, MD	FA-20
25	Pride Jr., Troy	CB	5-11	195	22	R	Notre Dame	Greer, S.C.	D4-20
85	Ricci, Giovanni	TE	6-3	240	23	R	Western Michigan	Loveland, Ohio	FA-20
15	Roberts, Seth	WR	6-2	195	28	6	West Alabama	Moultrie, Ga.	UFA-20 BAL
27	Robinson, Kenny	S	6-2	200	21	R	West Virginia	Wilkinsburg, Pa.	D5-20
93	Roy, Bravnon	DT	6-1	330	23	R	Baylor	Spring, Texas	D6-20
10	Samuel, Curtis	WR	5-11	195	24	4	Ohio State	Brooklyn, N.Y.	D2a-17
75	Schofield, Michael	G	6-6	300	29	7	Michigan	Orland Park, Ill.	FA-20
99	Short, Kawann	DT	6-3	315	31	8	Purdue	East Chicago, Ind.	D2-13
4	Slye, Joey	K	5-11	213	24	2	Virginia Tech	Stafford, Va.	FA-19
46	Stanford, Julian	LB	6-1	230	30	7	Wagner	Bloomfield, CT	FA-20
9	Stewart, Darrell	WR	6-0	212	24	R	Michigan State	Houston, Texas	FA-20
47	Taylor, Adarius	LB	6-0	230	29	6	Florida Atlantic	Lakeland, Fla.	FA-20
71	Tecklenburg, Sam	C	6-4	310	23	R	Baylor	Plano, Texas	FA-20
80	Thomas, Ian	TE	6-4	260	24	3	Indiana	Baltimore, Md.	D4a-18
23	Thomas-Oliver, Stanley	CB	6-0	190	22	R	Florida International	Punta Gorda, Fla.	D7-20
86	Thompson, Colin	TE	6-4	255	26	1	Temple	Doyletown, Pa.	FA-20
54	Thompson, Shaq	LB	6-0	230	26	1	Washington	Sacramento, Calif.	D1-15
6	Vedvik, Kaare	K/P	6-3	210	26	1	Marshall	Stavanger, Norway	WV-20 BUF
6	Walker, PJ	QB	5-11	212	25	1	Temple	Elizabeth, N.J.	FA-20
91	Weatherly, Stephen	DE	6-5	265	26	5	Vanderbilt	Snellville, Ga.	FA-20
52	Whitehead, Tahir	LB	6-1	240	30	9	Temple	Newark, NJ	FA-20
16	Zylstra, Brandon	WR	6-2	215	27	3	Concordia	Spicer, Minn.	WV-19 MIN

Reserve/NFIL (1)									
2	Palardy, Michael	P	5-11	200	28	5	Tennessee	Fort Lauderdale, Fla.	FA-16

Injured Reserve (1)									
17	Bayless, Omar	WR	6-1	210	23	R	Arkansas State	Laurel, Miss.	FA-20

Reserve/COVID-19 (2)									
64	Reed, Chris	G	6-4	320	28	5	Minnesota St-Mankato	Omaha, Neb.	WV-19 MIA
35	Thomas, Derrek	DB	6-3	190	25	1	Baylor	Albany, N.Y.	FA-20

Reserve/Opt-Out (2)									
47	Mack, Jordan	LB	6-2	230	22	R	Virginia	Lithonia, Ga.	FA-20
55	Miller, Christian	LB/DE	6-3	245	24	2	Alabama	Columbia, S.C.	D4-19

2019 IN REVIEW



**CAROLINA
PANTHERS**

2019 FINAL NFL STANDINGS

AMERICAN FOOTBALL CONFERENCE												
EAST DIVISION												
TEAM	W	L	T	PCT	PF	PA	NET PTS	HOME	AWAY	CONF	DIV	STREAK
New England Patriots	12	4	0	.750	420	225	195	6-2-0	6-2-0	8-4-0	5-1-0	Loss 1
Buffalo Bills	10	6	0	.625	314	259	55	4-4-0	6-2-0	7-5-0	3-3-0	Loss 2
New York Jets	7	9	0	.438	276	359	-83	5-3-0	2-6-0	4-8-0	2-4-0	Won 2
Miami Dolphins	5	11	0	.313	306	494	-188	3-5-0	2-6-0	4-8-0	2-4-0	Won 2

NORTH DIVISION												
TEAM	W	L	T	PCT	PF	PA	NET PTS	HOME	AWAY	CONF	DIV	STREAK
Baltimore Ravens	14	2	0	.875	531	282	249	7-1-0	7-1-0	10-2-0	5-1-0	Won 12
Pittsburgh Steelers	8	8	0	.500	289	303	-14	5-3-0	3-5-0	6-6-0	3-3-0	Loss 3
Cleveland Browns	6	10	0	.375	335	393	-58	4-4-0	2-6-0	6-6-0	3-3-0	Loss 3
Cincinnati Bengals	2	14	0	.125	279	420	-141	2-6-0	0-8-0	2-10-0	1-5-0	Won 1

SOUTH DIVISION												
TEAM	W	L	T	PCT	PF	PA	NET PTS	HOME	AWAY	CONF	DIV	STREAK
Houston Texans	10	6	0	.625	378	385	-7	5-3-0	5-3-0	8-4-0	4-2-0	Loss 1
Tennessee Titans	9	7	0	.563	402	331	71	4-4-0	5-3-0	7-5-0	3-3-0	Won 1
Indianapolis Colts	7	9	0	.438	361	373	-12	5-3-0	2-6-0	5-7-0	3-3-0	Loss 1
Jacksonville Jaguars	6	10	0	.375	300	397	-97	3-5-0	3-5-0	6-6-0	2-4-0	Won 1

WEST DIVISION												
TEAM	W	L	T	PCT	PF	PA	NET PTS	HOME	AWAY	CONF	DIV	STREAK
Kansas City Chiefs	12	4	0	.750	451	308	143	5-3-0	7-1-0	9-3-0	6-0-0	Won 6
Denver Broncos	7	9	0	.438	282	316	-34	5-3-0	2-6-0	6-6-0	3-3-0	Won 2
Las Vegas Raiders	7	9	0	.438	313	419	-106	5-3-0	2-6-0	5-7-0	3-3-0	Loss 1
Los Angeles Chargers	5	11	0	.313	337	345	-8	2-6-0	3-5-0	3-9-0	0-6-0	Loss 3

NATIONAL FOOTBALL CONFERENCE												
EAST DIVISION												
TEAM	W	L	T	PCT	PF	PA	NET PTS	HOME	AWAY	CONF	DIV	STREAK
Philadelphia Eagles	9	7	0	.563	385	354	31	5-3-0	4-4-0	7-5-0	5-1-0	Won 4
Dallas Cowboys	8	8	0	.500	434	321	113	5-3-0	3-5-0	7-5-0	5-1-0	Won 1
New York Giants	4	12	0	.250	341	451	-110	2-6-0	2-6-0	3-9-0	2-4-0	Loss 1
Washington	3	13	0	.188	266	435	-169	1-7-0	2-6-0	2-10-0	0-6-0	Loss 4

NORTH DIVISION												
TEAM	W	L	T	PCT	PF	PA	NET PTS	HOME	AWAY	CONF	DIV	STREAK
Green Bay Packers	13	3	0	.813	376	313	63	7-1-0	6-2-0	10-2-0	6-0-0	Won 5
Minnesota Vikings	10	6	0	.625	407	303	104	6-2-0	4-4-0	7-5-0	2-4-0	Loss 2
Chicago Bears	8	8	0	.500	280	298	-18	4-4-0	4-4-0	7-5-0	4-2-0	Won 1
Detroit Lions	3	12	1	.219	341	423	-82	2-6-0	1-6-1	2-9-1	0-6-0	Loss 9

SOUTH DIVISION												
TEAM	W	L	T	PCT	PF	PA	NET PTS	HOME	AWAY	CONF	DIV	STREAK
New Orleans Saints	13	3	0	.813	458	341	117	6-2-0	7-1-0	9-3-0	5-1-0	Won 3
Atlanta Falcons	7	9	0	.438	381	399	-18	3-5-0	4-4-0	6-6-0	4-2-0	Won 4
Tampa Bay Buccaneers	7	9	0	.438	458	449	9	2-6-0	5-3-0	5-7-0	2-4-0	Loss 2
Carolina Panthers	5	11	0	.313	340	470	-130	2-6-0	3-5-0	2-10-0	1-5-0	Loss 8

WEST DIVISION												
TEAM	W	L	T	PCT	PF	PA	NET PTS	HOME	AWAY	CONF	DIV	STREAK
San Francisco 49ers	13	3	0	.813	479	310	169	6-2-0	7-1-0	10-2-0	5-1-0	Won 2
Seattle Seahawks	11	5	0	.688	405	398	7	4-4-0	7-1-0	8-4-0	3-3-0	Loss 2
Los Angeles Rams	9	7	0	.563	394	364	30	5-3-0	4-4-0	7-5-0	3-3-0	Won 1
Arizona Cardinals	5	10	1	.344	361	442	-81	2-5-1	3-5-0	3-8-1	1-5-0	Loss 1

2019 TEAM STATS

WON 5, LOST 11				RON RIVERA (16 GAMES)			
09/08	L	27-30	L.A. Rams	72,005			
09/12	L	14-20	Tampa Bay	71,101			
09/22	W	38-20	at Arizona	60,104			
09/29	W	16-10	at Houston	71,699			
10/06	W	34-27	Jacksonville	72,762			
10/13	W	37-26	at Tampa Bay	60,087			
10/27	L	13-51	at San Francisco	69,083			
11/03	W	30-20	Tennessee	72,540			
11/10	L	16-24	at Green Bay	78,090			
11/17	L	3-29	Atlanta	73,106			
11/24	L	31-34	at New Orleans	73,068			
12/01	L	21-29	Washington	71,504			
12/08	L	20-40	at Atlanta	70,592			
12/15	L	24-30	Seattle	72,544			
12/22	L	6-38	at Indianapolis	61,845			
12/29	L	10-42	New Orleans	72,203			

2019 TEAM STATISTICS			
	CAR	OPP	
FIRST DOWNS			
Rushing	335	355	
Passing	82	128	
Penalty	230	197	
Third Down-Made/Att	23	30	
Third Down Efficiency	66/207	77/193	
Fourth Down-Made/Att	31.9%	39.9%	
Fourth Down Efficiency	12/24	6/9	
	50.0%	66.7%	
TOTAL NET YARDS			
Avg. Per Game	5,469	5,992	
Total Plays	341.8	374.5	
Avg. Per Play	1,077	1,042	
	5.1	5.8	
NET YARDS RUSHING			
Avg. Per Game	1,819	2,296	
Total Rushes	113.7	143.5	
Avg. Per Rush	386	445	
	4.7	5.2	
NET YARDS PASSING			
Avg. Per Game	3,650	3,696	
Sacked/Yards Lost	228.1	231.0	
Gross Yards	58/484	53/301	
Attempts/Completions	4,134	3,997	
Pct. of Completion	633/382	544/347	
Had Intercepted	60.3%	63.8%	
	21	14	
PUNTS/AVERAGE			
Net Punting Average	75/46.0	67/46.3	
	38.7	41.9	
PUNT RETURN/AVG.			
KICKOFF RETURN/AVG.	25/6.8	40/12.2	
INTERCEPTION RETURN/AVG.	31/21.8	5/20.4	
PENALTIES/YARDS	14/10.1	21/9.6	
FUMBLES/BALL LOST	87/754	109/940	
TOUCHDOWNS	25/14	16/7	
	38	56	
Rushing	20	31	
Passing	17	21	
Returns	1	4	
EXTRA POINTS/ATTEMPTS	31/35	49/50	
TWO POINT CONVERSION/ATT.	1/3	2/6	
FIELD GOALS/ATTEMPTS	25/32	27/35	
AVG. TIME OF POSSESSION	28:55	31:5	

SCORE BY PERIODS											
	Q1	Q2	Q3	Q4	OT	PTS					
TEAM	60	96	83	101	0	340					
OPPONENTS	109	130	128	103	0	470					
SCORING											
	TD	RU	PA	RT	K-PAT	FG	2PT	S	PTS		
C. McCaffrey	19	15	4	0	0/0	0/0	1	0	116		
J. Siye	0	0	0	0	31/35	25/32	0	0	106		
C. Samuel	7	1	6	0	0/0	0/0	0	0	42		
D. Moore	4	0	4	0	0/0	0/0	0	0	24		
K. Allen	2	2	0	0	0/0	0/0	0	0	12		
G. Olsen	2	0	2	0	0/0	0/0	0	0	12		
A. Armah	1	1	0	0	0/0	0/0	0	0	6		
R. Bonnafon	1	1	0	0	0/0	0/0	0	0	6		
B. Burns	1	0	0	1	0/0	0/0	0	0	6		
I. Thomas	1	0	1	0	0/0	0/0	0	0	6		
B. Irvin	0	0	0	0	0/0	0/0	0	1	2		
L. Kuechly	0	0	0	0	0/0	0/0	0	1	2		
TEAM	38	20	17	1	31/35	25/32	1	2	340		
OPPONENTS	56	31	21	4	49/50	27/35	2	0	470		

2-PT Conv: C. McCaffrey 1 TM 1-3 OPP 2-8

J. Siye: (53WR, 46G, 52G) (32G, 37G, 54G, 31G) (36G) (48G, 55G, 26G) (56B, 46WR) (49G, 60WR, 46G, 29G, 41WR) (41G) (35G, 49WL) (50G) (31G) (41G, 52G, 28WR) (-) (46G, 42G) (52G) (27G, 50G) (23G) OPP: (49G, 56G, 27G, 41WL) (40G, 42WR, 32G) (34G, 47G) (52WR, 37G) (35G, 38G) (54G) (20G) (43WL, 56SR, 44RU) (47G) (38G, 38WR, 23G, 29G) (41G, 33G) (25G, 42G, 49B, 36G) (37G, 35G, 29G, 50G) (30G) (35G)

SACKS: M. Addison 9.5, B. Irvin 8.5, B. Burns 7.5, V. Butler 6.0, G. McCoy 5.0, D. Poe 4.0, E. Reid 4.0, S. Thompson 3.0, C. Miller 2.0, M. Haynes 1.0, J. Bradberry 1.0, S. McGee 0.5, J. Elliott 0.5, J. Carter Jr. 0.5, TM 53.0, OPP 58.0

PASSING													
	ATT	CMP	YDS	CMP%	YDS/ATT	TD	TD%	INT	INT%	LONG	SACK/	LOST	RATING
K. Allen	480	303	3,322	62.0	6.8	17	3.5	16	3.3	521	46/	397	80.0
C. Newton	89	50	572	56.2	6.4	0	0.0	1	1.1	44	6/	43	71.0
W. Grier	52	28	228	53.8	4.4	0	0.0	4	7.7	28	6/	44	33.2
C. McCaffrey	2	0	0.0	0.0	0.0	0	0.0	0	0.0	0	0/	0	39.6
M. Palardy	1	1	12	100.0	12.0	0	0.0	0	0.0	12	0/	0	116.7
TEAM	633	382	4,134	60.3	6.5	17	2.7	21	3.3	521	58/	484	74.7
OPPONENTS	544	347	3,997	63.8	7.3	21	3.9	14	2.6	931	53/	301	88.0

RUSHING					
	NO.	YDS	AVG	LONG	TD
C. McCaffrey	287	1,387	4.8	841	15
C. Samuel	19	130	6.8	16	1
R. Bonnafon	16	116	7.3	59	1
K. Allen	32	106	3.3	17	2
D. Moore	6	40	6.7	13	0
W. Grier	7	22	3.1	11	0
A. Armah	6	11	1.8	4	1
J. Scarlett	4	9	2.3	6	0
C. Jones	1	5	5.0	5	0
M. Davis	2	2	1.0	2	0
C. Newton	5	-2	-0.4	3	0
J. Wright	1	-7	-7.0	-7	0
TEAM	386	1,819	4.7	841	20
OPPONENTS	445	2,296	5.2	60	31

RECEIVING					
	TAR	NO.	YDS	AVG	LONG
D. Moore	135	87	1,175	13.5	521
C. McCaffrey	142	116	1,005	8.7	28
C. Samuel	105	54	627	11.6	44
G. Olsen	82	52	597	11.5	41
J. Wright	58	28	296	10.6	33
I. Thomas	30	16	136	8.5	19
B. Zylstra	12	8	106	13.3	40
C. Hogan	15	8	67	8.4	13
R. Bonnafon	9	6	57	9.5	32
D. White	9	4	51	12.8	18
C. Manhertz	1	1	11	11.0	11
A. Armah	2	2	6	3.0	4
TEAM	600	382	4,134	10.8	521
OPPONENTS	500	347	3,997	11.5	931

INTERCEPTIONS					
	NO.	YDS	AVG	LONG	TD
D. Jackson	3	25	8.3	25	0
T. Boston	3	20	6.7	20	0
J. Bradberry	3	0	0.0	0	0
R. Cockrell	2	70	35.0	37	0
L. Kuechly	2	26	13.0	25	0
J. Elliott	1	0	0.0	0	0
E. Reid	1	0	0.0	0	0
TEAM	15	141	9.4	37	0
OPPONENTS	21	202	9.6	46	1

FUMBLES					
	FUM	LST	FF	REC	TD
K. Allen	7	0	0	3	0
C. Newton	2	2	0	0	0
W. Grier	1	1	0	0	0
R. Gaulden	1	1	0	0	0
R. McCloud	3	1	0	1	0
D. Moore	2	1	0	1	0
G. Dortch	1	1	0	0	0
C. Samuel	0	0	0	1	0
C. McCaffrey	1	0	0	0	0
D. Jackson	0	0	0	1	0
G. Van Rotten	0	0	0	2	0
B. Zylstra	1	0	0	1	0
D. Williams	0	0	0	1	0
TEAM	25	14	0	11	0
OPPONENTS	16	7	0	5	0

PUNTING									
	NO.	YDS	AVG	NET	TD	IN	LG	BL	
M. Palardy	75	3,452	46.0	35.7	3	25	62	0	0
TEAM	75	3,452	46.0	38.7	3	25	62	0	0
OPPONENTS	67	3,089	46.3	41.9	4	27	79	1	1

PUNT RETURNS					
	RET	FC	YDS	AVG	LONG
R. McCloud	10	7	82	8.2	39
D. Moore	5	4	41	8.2	16
G. Dortch	4	1	28	7.0	11
C. Hogan	4	3	20	5.0	8
R. Gaulden	1	0	0	0.0	0
B. Zylstra	1	1	0	0.0	0
TEAM	25	16	171	6.8	39
OPPONENTS	40	16	487	12.2	841

KICKOFF RETURNS					
	NO.	YDS	AVG	LONG	TD
D. White	10	226	22.6	36	0
R. McCloud	8	174	21.8	31	0
G. Dortch	5	119	23.8	32	0
R. Bonnafon	6	111	18.5	35	0
B. Zylstra	1	26	26.0	26	0
C. Hogan	1	21	21.0	21	0
TEAM	31	677	21.8	36	0
OPPONENTS	5	102	20.4	32	0

FIELD GOALS					
	1-19	20-29	30-39	40-49	50+
J. Siye	0/0	4/5	5/5	8/11	8/11
TEAM	0/0	4/5	5/5	8/11	8/11
OPPONENTS	0/0	6/6	12/13	6/11	3/5

2019 DEFENSIVE INDIVIDUAL STATS

2019 REGULAR SEASON CAROLINA PANTHERS DEFENSIVE STATS (THROUGH WEEK 17)											
POS.	PLAYER	TOTAL	TKL	AST.	TFL	SACKS	PRES	FR	FF	INT.	PD
LB	L. Kuechly	144	81	63	4	0.0	5	0	0	2	12
SS	E. Reid	129	96	33	7	4.0	5	2	1	0	6
LB	S. Thompson	109	75	34	11	3.0	4	0	0	0	3
FS	T. Boston	68	53	15	1	0.0	1	0	0	3	11
CB	J. Bradberry	65	51	14	1	1.0	1	0	0	3	12
CB	R. Cockrell	62	48	14	3	0.0	0	0	0	2	8
CB	D. Jackson	40	32	8	1	0.0	0	1	0	3	8
CB	J. Elliott	37	23	14	1	0.5	2	0	0	1	2
DE	G. McCoy	37	15	22	7	5.0	13	0	0	0	2
DE	B. Irvin	36	22	14	8	8.5	16	1	1	0	1
DE	M. Addison	34	20	14	6	9.5	14	0	2	0	0
DE	V. Butler	32	22	10	7	6.0	8	0	3	0	0
LB	J. Carter Jr.	25	16	9	2	0.5	2	0	0	0	0
DE	E. Obada	24	14	10	2	0.0	4	0	0	0	1
OLB	B. Burns	23	17	6	5	7.5	16	1	1	0	0
NT	D. Poe	22	15	7	7	4.0	6	0	0	0	0
OLB	M. Haynes	10	4	6	1	1.0	2	1	0	0	0
NT	K. Love	8	5	3	1	0.0	2	0	0	0	1
DE	K. Short	4	4	0	1	0.0	3	0	0	0	0
DE	W. Horton	4	2	2	0	0.0	1	0	0	0	0
OLB	C. Miller	3	2	1	2	2.0	2	0	0	0	0
CB	C. Luke	2	2	0	0	0.0	0	0	0	0	0
LB	J. Kunaszyk	2	1	1	0	0.0	0	0	0	0	0
NT	S. McGee	2	0	2	0	0.5	1	0	0	0	0
DE	B. Cox Jr.	1	1	0	0	0.0	0	0	0	0	0
SS	R. Gaulden	1	1	0	0	0.0	0	0	0	0	0
CB/SS	N. Jamerson	1	1	0	0	0.0	0	0	0	0	0
FS	C. Jones	1	1	0	0	0.0	0	0	0	0	0
ILB	A. Smith	1	1	0	0	0.0	0	0	0	0	0
PANTHERS TOTALS		927	625	302	78	53.0	108	6	8	14	67
OPP. TOTALS		978	611	367	84	58.0	102	10	15	21	90

Asst.=Assist, TFL=Tackle for a Loss, INT.=Interception, FR=Fumble Recovery, FF=Forced Fumble, PD=Pass Defense

2019 PANTHERS SPECIAL TEAMS									
POS.	PLAYER	TKL	AST.	COMB.	FF	FR	BL		
FS	C. Jones	6	2	8	0	0	0		
LB	J. Carter Jr.	6	0	6	0	0	1		
LB	J. Kunaszyk	2	3	5	0	0	0		
ILB	A. Smith	4	0	4	0	0	0		
WR	D. White	4	0	4	0	0	0		
RB	R. Bonnafon	2	1	3	0	0	0		
OLB	B. Burns	2	0	2	0	0	0		
CB/SS	N. Jamerson	2	0	2	0	0	0		
SS	R. Gaulden	1	1	2	0	0	0		
OLB	M. Haynes	1	1	2	0	0	0		
WR	C. Hogan	1	1	2	0	0	0		
LS	J. Jansen	0	2	2	0	0	0		
FB	A. Armah	1	0	1	0	0	0		
RB	M. Davis	1	0	1	0	0	0		
CB	J. Elliott	1	0	1	0	0	0		
CB	C. Luke	1	0	1	0	0	0		
P	M. Palardy	1	0	1	0	0	0		
SS	E. Reid	1	0	1	0	0	0		
RB	J. Scarlett	1	0	1	0	1	0		
DE	B. Cox Jr.	0	1	1	0	0	0		
K	J. Slye	0	1	1	0	0	0		
NT	K. Love	0	0	0	0	0	1		
TOTALS		38	13	51	0	1	2		

DEFENSIVE STATS BY RANK									
SACKS		INTERCEPTIONS		TACKLES FOR LOSS		PASSES DEFENSED		PRES	
PLAYER	NO.	PLAYER	NO.	PLAYER	NO.	PLAYER	NO.	PLAYER	NO.
M. Addison	9.5	T. Boston	3	S. Thompson	11	J. Bradberry	12	B. Burns	16
B. Irvin	8.5	J. Bradberry	3	B. Irvin	8	L. Kuechly	12	B. Irvin	16
B. Burns	7.5	D. Jackson	3	V. Butler	7	T. Boston	11	M. Addison	14
V. Butler	6.0	R. Cockrell	2	G. McCoy	7	R. Cockrell	8	G. McCoy	13
G. McCoy	5.0	L. Kuechly	2	D. Poe	7	D. Jackson	8	V. Butler	8
D. Poe	4.0	J. Elliott	1	E. Reid	7	E. Reid	6	D. Poe	6
E. Reid	4.0			M. Addison	6	S. Thompson	3	L. Kuechly	5
S. Thompson	3.0			B. Burns	5	J. Elliott	2	E. Reid	5
C. Miller	2.0			L. Kuechly	4	G. McCoy	2	E. Obada	4
J. Bradberry	1.0			R. Cockrell	3	B. Irvin	1	S. Thompson	4
M. Haynes	1.0			J. Carter Jr.	2	K. Love	1	K. Short	3
J. Carter Jr.	0.5			C. Miller	2	E. Obada	1	J. Carter Jr.	2
J. Elliott	0.5			E. Obada	2			J. Elliott	2
S. McGee	0.5			T. Boston	1			M. Haynes	2
				J. Bradberry	1			K. Love	2
				J. Elliott	1			C. Miller	2
				M. Haynes	1			T. Boston	1
				D. Jackson	1			J. Bradberry	1
				K. Love	1			W. Horton	1
				K. Short	1			S. McGee	1

2019 GXG: OFFENSE

2019 REGULAR SEASON PANTHERS GAME-BY-GAME OFFENSE																	
	09/08	09/12	09/22	09/29	10/06	10/13	10/27	11/03	11/10	11/17	11/24	12/01	12/08	12/15	12/22	12/29	
	LAR	TB	@ ARI	@ HOU	JAX	TB	@ SF	TEN	@ GB	ATL	NO	WAS	ATL	SEA	@ IND	NO	Totals
FIRST DOWNS																	
Total	21	20	21	19	22	17	12	22	26	17	26	22	27	28	19	16	335
Rushing	8	2	4	3	9	3	4	7	6	2	6	2	8	10	6	2	82
Passing	13	16	14	15	10	12	8	13	19	15	15	18	18	18	13	13	230
Penalty	0	2	3	1	3	2	0	2	1	0	5	2	1	0	0	1	23
THIRD DOWNS																	
Attempts	11	14	10	14	12	15	13	14	10	14	13	16	10	11	14	16	207
Converted	5	3	4	7	4	3	2	5	4	2	5	5	3	5	4	5	66
Percentage	45.5	21.4	40.0	50.0	33.3	20.0	15.4	35.7	40.0	14.3	38.5	31.3	30.0	45.5	28.6	31.3	31.9
FOURTH DOWNS																	
Attempts	0	3	0	0	1	1	2	2	1	5	1	2	0	0	4	2	24
Converted	0	0	0	0	0	1	0	2	1	3	1	1	0	0	2	1	12
Percentage	0	0.0	0	0	0.0	100.0	0.0	100.0	100.0	60.0	100.0	50.0	0	0	50.0	50.0	50.0
TOT. OFFENSE																	
Net Yards	343	352	413	297	445	268	230	370	401	347	351	278	345	414	286	329	5,469
Plays	64	73	59	65	61	63	63	68	69	70	69	73	68	72	71	69	1,077
Avg./Play	5.4	4.8	7.0	4.6	7.3	4.3	3.7	5.4	5.8	5.0	5.1	3.8	5.1	5.8	4.0	4.8	5.1
RUSHING																	
Net Yards	127	39	173	94	285	59	130	156	120	77	121	65	100	145	87	41	1,819
Rush. Att.	23	19	31	28	27	29	19	33	23	15	29	20	22	29	21	18	386
Avg./Att.	5.5	2.1	5.6	3.4	10.6	2.0	6.8	4.7	5.2	5.1	4.2	3.3	4.5	5.0	4.1	2.3	4.7
PASSING																	
Net Yards	216	313	240	203	160	209	100	214	281	270	230	213	245	269	199	288	3,650
Attempts	38	51	26	34	31	32	37	32	43	50	36	46	41	42	45	49	633
Completions	25	25	19	24	17	20	19	17	28	31	23	27	28	25	28	26	382
Intercepted	1	0	0	0	0	0	3	1	1	4	0	1	2	3	3	2	21
Gross Yards	239	333	261	232	181	227	158	232	307	325	256	278	293	277	236	299	4,134
Sacked	3.0	3.0	2.0	3.0	3.0	2.0	7.0	3.0	3.0	5.0	4.0	7.0	5.0	1.0	5.0	2.0	58.0
Yards Lost	23	20	21	29	21	18	58	18	26	55	26	65	48	8	37	11	484
ADVANCES																	
Rushes	23	19	31	28	27	29	19	33	23	15	29	20	22	29	21	18	386
Completions	25	25	19	24	17	20	19	17	28	31	23	27	28	25	28	26	382
Totals	48	44	50	52	44	49	38	50	51	46	52	47	50	54	49	44	768
Total Drives	13	13	12	11	12	17	14	12	9	11	10	13	12	11	11	13	194
PENALTIES																	
Number	6	5	3	6	8	3	9	6	5	8	3	5	7	2	6	5	87
Yards	46	50	35	35	70	30	70	77	46	68	25	43	44	15	46	54	754
FUMBLES																	
Number	2	3	2	3	1	1	1	0	2	0	2	2	3	2	0	1	25
Lost	2	1	1	3	0	1	0	0	1	0	1	1	2	0	0	1	14
PUNTING																	
Net Yards	193	253	145	158	238	350	313	155	122	187	126	338	185	183	159	347	3,452
Punts	4	5	3	4	5	7	7	4	3	4	3	8	4	4	3	7	75
Net Avg.	38.5	46.4	41.7	35.0	44.2	48.3	37.7	36.0	34.0	27.3	42.7	40.1	43.0	45.8	-12.0	44.0	42.9
Gross Avg.	48.3	50.6	48.3	39.5	47.6	50.0	44.7	38.8	40.7	46.8	42.0	42.3	46.3	45.8	53.0	49.6	46.0
SCORING																	
Points	27	14	38	16	34	37	13	30	16	3	31	21	20	24	6	10	340
Q1	0	3	0	3	14	10	3	0	7	0	6	14	0	0	0	0	60
Q2	3	6	14	7	7	7	0	17	3	0	9	0	10	7	3	3	96
Q3	10	3	14	0	7	10	10	7	0	0	9	0	0	3	3	7	83
Q4	14	2	10	6	6	10	0	6	6	3	7	7	10	14	0	0	101
OT	0	0	0	0	0	0	0	0	0	0	0	0	0	0	0	0	0
TD Rushing	3	0	1	1	3	2	1	2	1	0	1	1	1	2	0	1	20
TD Passing	0	0	4	0	1	2	0	2	1	0	3	2	1	1	0	0	17
TD KO Returns	0	0	0	0	0	0	0	0	0	0	0	0	0	0	0	0	0
TD Punt Returns	0	0	0	0	0	0	0	0	0	0	0	0	0	0	0	0	0
TD Sp. Teams	0	0	0	0	0	0	0	0	0	0	0	0	0	0	0	0	0
TD Def. Returns	0	0	0	0	1	0	0	0	0	0	0	0	0	0	0	0	1
FG Attempts	3	4	1	3	2	5	1	2	1	1	3	0	2	1	2	1	32
FG Made	2	4	1	3	0	3	1	1	1	1	2	0	2	1	2	1	25
Safety	0	1	0	0	0	0	1	0	0	0	0	0	0	0	0	0	2
2-Pt Attempts	0	0	0	0	0	0	1	0	1	0	1	0	0	0	0	0	3
2-Pt Made	0	0	0	0	0	0	1	0	0	0	0	0	0	0	0	0	1
Time of Possession	26:44	26:07	28:16	30:38	27:36	31:10	26:59	33:17	28:38	28:34	31:33	29:23	28:16	28:42	32:21	24:20	462:34

2019 GXG: DEFENSE

2019 REGULAR SEASON PANTHERS GAME-BY-GAME DEFENSE																	
	09/08	09/12	09/22	09/29	10/06	10/13	10/27	11/03	11/10	11/17	11/24	12/01	12/08	12/15	12/22	12/29	
	LAR	TB	@ ARI	@ HOU	JAX	TB	@ SF	TEN	@ GB	ATL	NO	WAS	ATL	SEA	@ IND	NO	Totals
FIRST DOWNS																	
Total	22	16	21	18	28	23	24	24	23	20	23	20	22	21	25	25	355
Rushing	9	6	10	8	8	3	10	5	10	4	5	11	9	10	14	6	128
Passing	12	9	9	7	18	19	12	17	9	15	17	8	13	10	6	16	197
Penalty	1	1	2	3	2	1	2	2	4	1	1	1	0	1	5	3	30
THIRD DOWNS																	
Attempts	17	12	17	11	13	15	10	10	9	14	10	11	12	10	11	11	193
Converted	9	2	9	4	6	5	5	3	4	6	4	3	5	4	4	4	77
Percentage	52.9	16.7	52.9	36.4	46.2	33.3	50.0	30.0	44.4	42.9	40.0	27.3	41.7	40.0	36.4	36.4	39.9
FOURTH DOWNS																	
Attempts	0	0	1	0	0	2	0	1	0	1	1	0	0	1	2	0	9
Converted	0	0	1	0	0	1	0	1	0	1	0	0	0	1	1	0	6
Percentage	0	0	100.0	0	0	50.0	0	100.0	0	100.0	0.0	0	0	100.0	50.0	0	66.7
TOT. OFFENSE																	
Net Yards	349	289	248	264	507	407	388	431	388	349	418	362	461	428	324	379	5,992
Plays	72	59	73	62	77	75	63	64	58	61	59	60	67	63	62	67	1,042
Avg./Play	4.8	4.9	3.4	4.3	6.6	5.4	6.2	6.7	6.7	5.7	7.1	6.0	6.9	6.8	5.2	5.7	5.8
RUSHING																	
Net Yards	166	100	121	136	149	42	232	121	163	54	118	248	159	154	218	115	2,296
Rush. Att.	32	31	22	22	31	14	38	21	27	26	18	30	32	34	32	35	445
Avg./Att.	5.2	3.2	5.5	6.2	4.8	3.0	6.1	5.8	6.0	2.1	6.6	8.3	5.0	4.5	6.8	3.3	5.2
PASSING																	
Net Yards	183	189	127	128	358	365	156	310	225	295	300	114	302	274	106	264	3,696
Attempts	39	25	43	34	44	54	22	39	29	32	39	25	34	27	27	31	544
Completions	23	16	30	21	26	30	18	27	17	22	30	13	20	20	14	20	347
Intercepted	1	0	2	1	0	5	1	2	0	0	1	0	0	1	0	0	14
Gross Yards	186	208	173	160	374	400	175	331	233	314	311	147	313	286	119	267	3,997
Sacked	1.0	3.0	8.0	6.0	2.0	7.0	3.0	4.0	2.0	3.0	2.0	5.0	1.0	2.0	3.0	1.0	53.0
Yards Lost	3	19	46	32	16	35	19	21	8	19	11	33	11	12	13	3	301
ADVANCES																	
Rushes	32	31	22	22	31	14	38	21	27	26	18	30	32	34	32	35	445
Completions	23	16	30	21	26	30	18	27	17	22	30	13	20	20	14	20	347
Totals	55	47	52	43	57	44	56	48	44	48	48	43	52	54	46	55	792
Total Drives	13	13	11	12	15	16	15	12	9	11	11	13	13	12	9	13	198
PENALTIES																	
Number	5	12	7	7	9	9	4	11	10	3	12	6	6	5	0	3	109
Yards	43	66	52	81	84	70	31	99	64	20	123	65	58	40	0	44	940
FUMBLES																	
Number	1	1	0	1	3	4	0	1	0	3	0	2	0	0	0	0	16
Lost	0	0	0	1	3	2	0	1	0	0	0	0	0	0	0	0	7
PUNTING																	
Net Yards	144	295	212	257	193	267	121	139	141	127	148	290	177	165	140	283	3,099
Punts	4	6	5	5	4	6	3	3	4	3	3	5	4	4	3	6	68
Net Avg.	22.8	42.7	42.4	51.4	47.5	42.8	40.3	42.7	35.3	33.7	42.7	47.0	35.0	41.3	41.3	46.5	36.7
Gross Avg.	36.0	49.2	42.4	51.4	48.3	44.5	40.3	46.3	35.3	42.3	49.3	58.0	44.3	41.3	46.7	47.2	45.6
SCORING																	
Points	30	20	20	10	27	26	51	20	24	29	34	29	40	30	38	42	470
Q1	0	3	7	0	7	0	14	0	7	10	14	3	3	13	14	14	109
Q2	13	7	3	3	10	7	13	0	7	10	3	9	10	7	7	21	130
Q3	10	7	10	7	7	3	14	7	10	6	14	3	17	3	3	7	128
Q4	7	3	0	0	3	16	10	13	0	3	3	14	10	7	14	0	103
OT	0	0	0	0	0	0	0	0	0	0	0	0	0	0	0	0	0
TD Rushing	2	1	0	1	1	2	5	2	3	1	1	3	2	2	3	2	31
TD Passing	1	1	2	0	2	1	2	1	0	1	3	0	2	2	0	3	21
TD KO Returns	0	0	0	0	0	0	0	0	0	0	0	0	0	0	0	0	0
TD Punt Returns	0	0	0	0	0	0	0	0	0	1	0	0	0	0	2	0	3
TD Sp. Teams	0	0	0	0	0	0	0	0	0	0	0	0	0	0	0	0	0
TD Def. Returns	0	0	0	0	0	0	0	0	0	0	0	0	0	0	0	1	1
FG Attempts	4	3	2	2	2	1	1	3	1	4	2	4	4	1	1	0	35
FG Made	3	2	2	1	2	1	1	0	1	3	2	3	4	1	1	0	27
Safety	0	0	0	0	0	0	0	0	0	0	0	0	0	0	0	0	0
2-Pt Attempts	0	0	0	0	0	2	1	1	0	1	0	1	0	0	0	0	6
2-Pt Made	0	0	0	0	0	2	0	0	0	0	0	0	0	0	0	0	2
Time of Possession	33:16	33:53	31:44	29:22	32:24	28:50	33:01	26:43	31:22	31:26	28:27	30:37	31:44	31:18	27:39	35:40	497:26

2019 PLAYER PARTICIPATION

	LAR	TB	@ARZ	@HOU	JAX	@TB	@SF	TEN	@GB	ATL	@NO	WAS	@ATL	SEA	@IND	NO	GP/GS/DNP/INA
Addison, Mario	OLB	OLB	DE	DE	OLB	OLB	DE	INA	OLB	OLB	OLB	OLB	DE	OLB	DE	DE	15/15/0/1
Allen, Kyle	DNP	DNP	QB	QB	QB	QB	QB	QB	QB	QB	QB	QB	QB	QB	DNP	P	13/12/3/0
Amichia, Kofi	IR	IR	P	P	P	P	P	P	P	P	P	P	P	P	P	P	0/0/0/0
Armah, Alex	P	P	P	P	P	P	P	P	P	P	P	P	P	P	P	P	16/1/0/0
Baugh, Marcus	IR	IR	P	P	P	P	P	P	P	P	P	P	P	P	P	P	0/0/0/0
Bennoch, Caleb	P	P	P	P	P	P	P	P	P	P	P	P	P	P	P	P	0/0/1/1
Bonnafon, Reggie	P	P	P	P	P	P	P	P	P	P	P	P	P	P	P	P	16/0/0/0
Bonnafon, Reggie	FS	FS	FS	FS	FS	FS	FS	FS	FS	FS	FS	FS	FS	FS	FS	FS	16/16/0/0
Breton, Tre	P	P	P	P	P	P	P	P	P	P	P	P	P	P	P	P	0/0/0/0
Blanding, Quinn	CB	CB	ps	ps	ps	ps	ps	ps	ps	ps	ps	ps	ps	ps	ps	ps	0/0/0/0
Bradberry, James	CB	CB	CB	CB	CB	CB	CB	CB	CB	CB	CB	CB	CB	CB	CB	CB	15/15/0/1
Burns, Brian	INA	INA	DE	P	P	P	P	P	P	P	P	P	P	P	P	P	16/5/0/0
Butler, Vernon	INA	INA	P	P	P	P	P	P	P	P	P	P	P	P	P	P	14/9/0/2
Carter Jr, Jermaine	LB	P	P	P	P	P	P	P	P	P	P	P	P	P	P	P	16/5/0/0
Chachere, Andre	P	P	P	P	P	P	P	P	P	P	P	P	P	P	P	P	0/0/0/0
Cockrell, Ross	P	P	P	P	P	P	P	P	P	P	P	P	P	P	P	P	14/11/0/2
Cook, Richard	ps	ps	ps	ps	ps	ps	ps	ps	ps	ps	ps	ps	ps	ps	ps	ps	0/0/0/0
Cox Jr., Bryan	ps	ps	ps	ps	ps	ps	ps	ps	ps	ps	ps	ps	ps	ps	ps	ps	1/0/0/3
Daley, Dennis	P	P	INA	INA	LT	LT	LT	LT	LT	LT	LT	LT	LT	LT	LT	LT	14/9/0/2
Davis, Mike	P	P	INA	INA	LT	LT	LT	LT	LT	LT	LT	LT	LT	LT	LT	LT	5/0/0/2
Dortch, Greg	P	P	INA	INA	LT	LT	LT	LT	LT	LT	LT	LT	LT	LT	LT	LT	2/0/0/2
Elder, Corn	P	P	INA	INA	LT	LT	LT	LT	LT	LT	LT	LT	LT	LT	LT	LT	1/0/0/6
Elliott, Javien	IR	IR	P	P	P	P	P	P	P	P	P	P	P	P	P	P	16/3/0/0
Gano, Graham	IR	IR	P	P	P	P	P	P	P	P	P	P	P	P	P	P	0/0/0/0
Gaulden, Rashaan	P	INA	INA	INA	P	P	P	P	P	P	P	P	P	P	P	P	9/0/0/2
Gilmore, Greg	P	INA	INA	INA	P	P	P	P	P	P	P	P	P	P	P	P	0/0/0/0
Gordon, Dillon	IR	IR	IR	IR	IR	IR	IR	IR	IR	IR	IR	IR	IR	IR	IR	IR	0/0/0/0
Green, TJ	IR	IR	IR	IR	IR	IR	IR	IR	IR	IR	IR	IR	IR	IR	IR	IR	1/0/0/1
Greene, Brandon	INA	INA	INA	INA	INA	INA	INA	INA	INA	INA	INA	INA	INA	INA	INA	INA	0/0/0/3
Grier, Will	INA	INA	DNP	DNP	DNP	DNP	DNP	DNP	DNP	DNP	DNP	DNP	DNP	DNP	DNP	DNP	2/2/12/2
Hamilton, Woodrow	INA	INA	DNP	DNP	DNP	DNP	DNP	DNP	DNP	DNP	DNP	DNP	DNP	DNP	DNP	DNP	0/0/0/5
Hatfield, Dominique	INA	INA	DNP	DNP	DNP	DNP	DNP	DNP	DNP	DNP	DNP	DNP	DNP	DNP	DNP	DNP	0/0/0/0
Haynes, Marquis	P	P	P	P	P	P	P	P	P	P	P	P	P	P	P	P	11/0/0/5
Hemingway, Temarrick	ps	ps	ps	ps	ps	ps	ps	ps	ps	ps	ps	ps	ps	ps	ps	ps	0/0/0/0
Henderson, Quadree	ps	ps	ps	ps	ps	ps	ps	ps	ps	ps	ps	ps	ps	ps	ps	ps	0/0/0/0
Hogan, Chris	P	P	P	P	P	P	P	P	P	P	P	P	P	P	P	P	7/1/0/0
Holyfield, Elijah	P	P	P	P	P	P	P	P	P	P	P	P	P	P	P	P	0/0/0/0
Horton, Wes	P	P	P	P	P	P	P	P	P	P	P	P	P	P	P	P	6/0/0/2
Irvin, Bruce	INA	INA	INA	INA	INA	INA	INA	INA	INA	INA	INA	INA	INA	INA	INA	INA	13/12/0/3
Jackson, Bijhon	ps	ps	ps	ps	ps	ps	ps	ps	ps	ps	ps	ps	ps	ps	ps	ps	0/0/0/0
Jackson, Donte	CB	CB	CB	CB	CB	CB	CB	CB	CB	CB	CB	CB	CB	CB	CB	CB	13/10/0/3
Jamerson, Natrell	P	P	P	P	P	P	P	P	P	P	P	P	P	P	P	P	5/0/0/1
Jansen, JJ	P	P	P	P	P	P	P	P	P	P	P	P	P	P	P	P	16/0/0/0
Jeanpiere Jr., Damian	P	P	P	P	P	P	P	P	P	P	P	P	P	P	P	P	0/0/0/0
Johnson, Tyrion	P	P	P	P	P	P	P	P	P	P	P	P	P	P	P	P	0/0/0/0
Jones, Colin	P	P	P	P	P	P	P	P	P	P	P	P	P	P	P	P	16/0/0/0
Joseph, Greg	P	P	P	P	P	P	P	P	P	P	P	P	P	P	P	P	0/0/0/0
Kaskey, Matt	P	P	P	P	P	P	P	P	P	P	P	P	P	P	P	P	0/0/0/2
Kuechly, Luke	LB	LB	LB	LB	LB	LB	LB	LB	LB	LB	LB	LB	LB	LB	LB	LB	16/16/0/0
Kunaszky, Jordan	INA	INA	P	P	P	P	P	P	P	P	P	P	P	P	P	P	9/0/0/7
Larsen, Tyler	P	P	P	P	P	P	P	P	P	P	P	P	P	P	P	P	16/0/0/0
Little, Greg	INA	INA	P	P	P	P	P	P	P	P	P	P	P	P	P	P	4/3/0/3
Love, Kyle	P	P	P	P	P	P	P	P	P	P	P	P	P	P	P	P	15/1/0/1
Luke, Cole	ps	ps	ps	ps	ps	ps	ps	ps	ps	ps	ps	ps	ps	ps	ps	ps	8/0/0/0
Lundblade, Brad	ps	ps	ps	ps	ps	ps	ps	ps	ps	ps	ps	ps	ps	ps	ps	ps	1/0/0/0
Manhertz, Chris	TE	TE	P	P	P	P	P	P	P	P	P	P	P	P	P	P	15/6/0/1
Marz, Tyler	TE	TE	P	P	P	P	P	P	P	P	P	P	P	P	P	P	0/0/0/0
McCaffrey, Christian	RB	RB	RB	RB	RB	RB	RB	RB	RB	RB	RB	RB	RB	RB	RB	RB	16/16/0/0
McCloud, Ray-Ray	P	P	P	P	P	P	P	P	P	P	P	P	P	P	P	P	6/0/0/0
McCoy, Gerald	DE	DE	DE	DE	DE	DE	DE	DE	DE	DE	DE	DE	DE	DE	DE	DE	16/16/0/0
McGee, Stacy	P	P	P	P	P	P	P	P	P	P	P	P	P	P	P	P	4/0/0/1
McGhin, Garrett	P	P	P	P	P	P	P	P	P	P	P	P	P	P	P	P	2/0/0/1
Miller, Braxton	P	P	P	P	P	P	P	P	P	P	P	P	P	P	P	P	0/0/0/0
Miller, Christian	P	P	P	P	P	P	P	P	P	P	P	P	P	P	P	P	7/0/0/0
Moncrief, Donte	P	P	P	P	P	P	P	P	P	P	P	P	P	P	P	P	0/0/1/0
Monteiro, Aaron	P	P	P	P	P	P	P	P	P	P	P	P	P	P	P	P	0/0/0/0
Moore, DJ	WR	WR	WR	WR	WR	WR	WR	WR	WR	WR	WR	WR	WR	WR	WR	WR	15/15/0/1
Moton, Taylor	RT	RT	RT	RT	RT	RT	RT	RT	RT	RT	RT	RT	RT	RT	RT	RT	16/16/0/0
Newton, Cam	QB	QB	INA	INA	INA	INA	INA	INA	INA	INA	INA	INA	INA	INA	INA	INA	2/2/0/6
Obado, Efe	P	P	P	P	P	P	P	P	P	P	P	P	P	P	P	P	16/0/0/0
O'Brien, Kitt	IR	IR	IR	IR	IR	IR	IR	IR	IR	IR	IR	IR	IR	IR	IR	IR	16/0/0/0
Olson, Greg	TE	TE	TE	TE	TE	TE	TE	TE	TE	TE	TE	TE	TE	TE	TE	TE	14/14/0/2
Palarady, Michael	P	P	P	P	P	P	P	P	P	P	P	P	P	P	P	P	16/0/0/0
Paradis, Matt	C	C	C	C	C	C	C	C	C	C	C	C	C	C	C	C	16/16/0/0
Parms, Damian	IR	IR	IR	IR	IR	IR	IR	IR	IR	IR	IR	IR	IR	IR	IR	IR	0/0/0/0
Poe, Dontari	P	DT	DT	DT	DT	DT	DT	DT	DT	DT	DT	DT	DT	DT	DT	DT	11/10/0/0
Reed, Chris	P	P	P	P	P	P	P	P	P	P	P	P	P	P	P	P	3/0/0/1
Reid, Eric	SS	SS	SS	SS	SS	SS	SS	SS	SS	SS	SS	SS	SS	SS	SS	SS	16/16/0/0
Samuel, Curtis	WR	WR	WR	WR	WR	WR	WR	WR	WR	WR	WR	WR	WR	WR	WR	WR	16/15/0/0
Scarlett, Jordan	P	DNP	DNP	DNP	DNP	DNP	DNP	DNP	DNP	DNP	DNP	DNP	DNP	DNP	DNP	DNP	9/0/2/0
Short, Kawann	DT	DE	INA	INA	INA	INA	INA	INA	INA	INA	INA	INA	INA	INA	INA	INA	2/2/0/2
Slye, Joey	P	P	P	P	P	P	P	P	P	P	P	P	P	P	P	P	16/0/0/0
Smith, Andre	P	P	P	P	P	P	P	P	P	P	P	P	P	P	P	P	16/0/0/0
Teuhema, Sione	ps	ps	ps	ps	ps	ps	ps	ps	ps	ps	ps	ps	ps	ps	ps	ps	0/0/0/0
Thomas, Ian	P	P	P	P	P	P	P	P	P	P	P	P	P	P	P	P	16/3/0/0
Thompson, Shaq	LB	LB	LB	LB	LB	LB	LB	LB	LB	LB	LB	LB	LB	LB	LB	LB	14/14/0/2
Turner, Trai	RG	RG	RG	RG	RG	RG	RG	RG	RG	RG	RG	RG	RG	RG	RG	RG	13/13/0/3
Vaeao, Destiny	IR	IR	IR	IR	IR	IR	IR	IR	IR	IR	IR	IR	IR	IR	IR	IR	0/0/0/0
Van Roten, Greg	LG	LG	LG	LG	LG	LG	LG	LG	LG	LG	LG	LG	LG	LG	LG	LG	11/11/0/0
White, DeAndrew	ps	ps	ps	ps	ps	ps	ps	ps	ps	ps	ps	ps	ps	ps	ps	ps	10/0/0/0
Williams, Daryl	LT	LT	LT	LT	LT	LT	LT	LT	LT	LT	LT	LT	LT	LT	LT	LT	16/12/0/0
Wilson, Bobo	P	P	P	P	P	P	P	P	P	P	P	P	P	P	P	P	0/0/0/0
Wilson, Ramik	P	P	P	P	P	P	P	P	P	P	P	P	P	P	P	P	0/0/0/1
Witzmann, Bryan	P	P	P	P	P	P	P	P	P	P	P	P	P	P	P	P	2/0/0/4
Wright, Jarius	INA	INA	INA	INA	INA	INA	INA	INA	INA	INA	INA	INA	INA	INA	INA	INA	16/9/0/0
Zylstra, Brandon	P	P	P	P	P	P	P	P	P	P	P	P	P	P	P	P	8/0/0/8

2019 GXG STATS: PASSING

2019 REGULAR SEASON INDIVIDUAL GAME-BY-GAME STATS														
PASSING:		KYLE ALLEN												
DATE	OPP.	ATT	CMP	YDS	CMP%	Y/A	Y/C	TD	TD%	INT	INT%	LG	SK/YD	RATE
09/08	L.A. Rams	DID NOT PLAY (NON-INJURY)												
09/12	Tampa Bay	DID NOT PLAY (NON-INJURY)												
09/22	at Arizona	26	19	261	73.1%	10.0	13.7	4	15.4%	0	0.0%	52t	2/21	144.4
09/29	at Houston	34	24	232	70.6%	6.8	9.7	0	0.0%	0	0.0%	27	3/29	89.3
10/06	Jacksonville	30	17	181	56.7%	6.0	10.6	1	3.3%	0	0.0%	52	3/21	85.6
10/13	at Tampa Bay	32	20	227	62.5%	7.1	11.4	2	6.3%	0	0.0%	30	2/18	104.6
10/27	at San Francisco	37	19	158	51.4%	4.3	8.3	0	0.0%	3	8.1%	24	7/58	28.9
11/03	Tennessee	32	17	232	53.1%	7.3	13.6	2	6.3%	1	3.1%	32	3/18	84.4
11/10	at Green Bay	43	28	307	65.1%	7.1	11.0	1	2.3%	1	2.3%	38	3/26	84.2
11/17	Atlanta	50	31	325	62.0%	6.5	10.5	0	0.0%	4	8.0%	31	5/55	47.5
11/24	at New Orleans	36	23	256	63.9%	7.1	11.1	3	8.3%	0	0.0%	52	4/26	112.7
12/01	Washington	46	27	278	58.7%	6.0	10.3	2	4.3%	1	2.2%	33	7/65	81.6
12/08	at Atlanta	41	28	293	68.3%	7.1	10.5	1	2.4%	2	4.9%	39	5/48	76.6
12/15	Seattle	41	25	277	61.0%	6.8	11.1	1	2.4%	3	7.3%	22	1/8	58.7
12/22	at Indianapolis	DID NOT PLAY (NON-INJURY)												
12/29	New Orleans	41	25	295	61.0%	7.2	11.8	0	0.0%	1	2.4%	40	1/4	72.7
TOTALS		489	303	3,322	62.0%	6.8	11.0	17	3.5%	16	3.3%	52t	46/397	80.0

PASSING:		WILL GRIER												
DATE	OPP.	ATT	CMP	YDS	CMP%	Y/A	Y/C	TD	TD%	INT	INT%	LG	SK/YD	RATE
09/08	L.A. Rams	ON INACTIVE LIST												
09/12	Tampa Bay	ON INACTIVE LIST												
09/22	at Arizona	DID NOT PLAY (NON-INJURY)												
09/29	at Houston	DID NOT PLAY (NON-INJURY)												
10/06	Jacksonville	DID NOT PLAY (NON-INJURY)												
10/13	at Tampa Bay	DID NOT PLAY (NON-INJURY)												
10/27	at San Francisco	DID NOT PLAY (NON-INJURY)												
11/03	Tennessee	DID NOT PLAY (NON-INJURY)												
11/10	at Green Bay	DID NOT PLAY (NON-INJURY)												
11/17	Atlanta	DID NOT PLAY (NON-INJURY)												
11/24	at New Orleans	DID NOT PLAY (NON-INJURY)												
12/01	Washington	DID NOT PLAY (NON-INJURY)												
12/08	at Atlanta	DID NOT PLAY (NON-INJURY)												
12/15	Seattle	DID NOT PLAY (NON-INJURY)												
12/22	at Indianapolis	44	27	224	61.4%	5.1	8.3	0	0.0%	3	6.8%	28	5/37	46.0
12/29	New Orleans	8	1	4	12.5%	0.5	4.0	0	0.0%	1	12.5%	4	1/7	0.0
TOTALS		52	28	228	53.8%	4.4	8.1	0	0.0%	4	7.7%	28	6/44	33.2

PASSING:

DATE		CHRISTIAN MCCAFFREY												
OPP.	ATT	CMP	YDS	CMP%	Y/A	Y/C	TD	TD%	INT	INT%	LG	SK/YD	RATE	
09/08	L.A. Rams	0	0	0	0.0%	0.0	0.0	0	0.0%	0	0.0%	--	0/0	0.0
09/12	Tampa Bay	0	0	0	0.0%	0.0	0.0	0	0.0%	0	0.0%	--	0/0	0.0
09/22	at Arizona	0	0	0	0.0%	0.0	0.0	0	0.0%	0	0.0%	--	0/0	0.0
09/29	at Houston	0	0	0	0.0%	0.0	0.0	0	0.0%	0	0.0%	--	0/0	0.0
10/06	Jacksonville	1	0	0	0.0%	0.0	0.0	0	0.0%	0	0.0%	--	0/0	39.6
10/13	at Tampa Bay	0	0	0	0.0%	0.0	0.0	0	0.0%	0	0.0%	--	0/0	0.0
10/27	at San Francisco	0	0	0	0.0%	0.0	0.0	0	0.0%	0	0.0%	--	0/0	0.0
11/03	Tennessee	0	0	0	0.0%	0.0	0.0	0	0.0%	0	0.0%	--	0/0	0.0
11/10	at Green Bay	0	0	0	0.0%	0.0	0.0	0	0.0%	0	0.0%	--	0/0	0.0
11/17	Atlanta	0	0	0	0.0%	0.0	0.0	0	0.0%	0	0.0%	--	0/0	0.0
11/24	at New Orleans	0	0	0	0.0%	0.0	0.0	0	0.0%	0	0.0%	--	0/0	0.0
12/01	Washington	0	0	0	0.0%	0.0	0.0	0	0.0%	0	0.0%	--	0/0	0.0
12/08	at Atlanta	0	0	0	0.0%	0.0	0.0	0	0.0%	0	0.0%	--	0/0	0.0
12/15	Seattle	1	0	0	0.0%	0.0	0.0	0	0.0%	0	0.0%	--	0/0	39.6
12/22	at Indianapolis	0	0	0	0.0%	0.0	0.0	0	0.0%	0	0.0%	--	0/0	0.0
12/29	New Orleans	0	0	0	0.0%	0.0	0.0	0	0.0%	0	0.0%	--	0/0	0.0
TOTALS		2	0	0	0.0%	0.0	0.0	0	0.0%	0	0.0%	0	0/0	39.6

2019 GXG STATS: PASSING

PASSING:

DATE		CAM NEWTON												
OPP.	ATT	CMP	YDS	CMP%	Y/A	Y/C	TD	TD%	INT	INT%	LG	SK/YD	RATE	
09/08	L.A. Rams	38	25	239	65.8%	6.3	9.6	0	0.0%	1	2.6%	17	3/23	72.1
09/12	Tampa Bay	51	25	333	49.0%	6.5	13.3	0	0.0%	0	0.0%	44	3/20	70.1
09/22	at Arizona							INACTIVE						
09/29	at Houston							INACTIVE						
10/06	Jacksonville							INACTIVE						
10/13	at Tampa Bay							INACTIVE						
10/27	at San Francisco							INACTIVE						
11/03	Tennessee							INACTIVE						
11/10	at Green Bay							INJURED RESERVE						
11/17	Atlanta							INJURED RESERVE						
11/24	at New Orleans							INJURED RESERVE						
12/01	Washington							INJURED RESERVE						
12/08	at Atlanta							INJURED RESERVE						
12/15	Seattle							INJURED RESERVE						
12/22	at Indianapolis							INJURED RESERVE						
12/29	New Orleans							INJURED RESERVE						
TOTALS		89	50	572	56.2%	6.4	11.4	0	0.0%	1	1.1%	44	6/43	71.0

PASSING:		MICHAEL PALARDY												
DATE	OPP.	ATT	CMP	YDS	CMP%	Y/A	Y/C	TD	TD%	INT	INT%	LG	SK/YD	RATE
09/08	L.A. Rams	0	0	0	0.0%	0.0	0.0	0	0.0%	0	0.0%	--	0/0	0.0
09/12	Tampa Bay	0	0	0	0.0%	0.0	0.0	0	0.0%	0	0.0%	--	0/0	0.0
09/22	at Arizona	0	0	0	0.0%	0.0	0.0	0	0.0%	0	0.0%	--	0/0	0.0
09/29	at Houston	0	0	0	0.0%	0.0	0.0	0	0.0%	0	0.0%	--	0/0	0.0
10/06	Jacksonville	0	0	0	0.0%	0.0	0.0	0	0.0%	0	0.0%	--	0/0	0.0
10/13	at Tampa Bay	0	0	0	0.0%	0.0	0.0	0	0.0%	0	0.0%	--	0/0	0.0
10/27	at San Francisco	0	0	0	0.0%	0.0	0.0	0	0.0%	0	0.0%	--	0/0	0.0
11/03	Tennessee	0	0	0	0.0%	0.0	0.0	0	0.0%	0	0.0%	--	0/0	0.0
11/10	at Green Bay	0	0	0	0.0%	0.0	0.0	0	0.0%	0	0.0%	--	0/0	0.0
11/17	Atlanta	0	0	0	0.0%	0.0	0.0	0	0.0%	0	0.0%	--	0/0	0.0
11/24	at New Orleans	0	0	0	0.0%	0.0	0.0	0	0.0%	0	0.0%	--	0/0	0.0
12/01	Washington	0	0	0	0.0%	0.0	0.0	0	0.0%	0	0.0%	--	0/0	0.0
12/08	at Atlanta	0	0	0	0.0%	0.0	0.0	0	0.0%	0	0.0%	--	0/0	0.0
12/15	Seattle	0	0	0	0.0%	0.0	0.0	0	0.0%	0	0.0%	--	0/0	0.0
12/22	at Indianapolis	1	1	12	100.0%	12.0	12.0	0	0.0%	0	0.0%	12	0/0	116.7
12/29	New Orleans	0	0	0	0.0%	0.0	0.0	0	0.0%	0	0.0%	--	0/0	0.0
TOTALS		1	1	12	100.0%	12.0	12.0	0	0.0%	0	0.0%	12	0/0	116.7

2019 GXG STATS: RUSHING

2019 REGULAR SEASON INDIVIDUAL GAME-BY-GAME STATS																
RUSHING:		KYLE ALLEN					ALEX ARMAH					REGGIE BONNAFON				
DATE	OPP.	NO.	YDS	AVG	LG	TD	NO.	YDS	AVG	LG	TD	NO.	YDS	AVG	LG	TD
09/08	L.A. Rams	DID NOT PLAY (NON-INJURY)					1	1	1.0	1t	1	0	0	0.0	--	0
09/12	Tampa Bay	DID NOT PLAY (NON-INJURY)					0	0	0.0	--	0	0	0	0.0	--	0
09/22	at Arizona	3	-1	-0.3	1	0	1	4	4.0	4	0	2	5	2.5	4	0
09/29	at Houston	0	0	0.0	--	0	0	0	0.0	--	0	0	0	0.0	--	0
10/06	Jacksonville	1	4	4.0	4	0	0	0	0.0	--	0	5	80	16.0	59t	1
10/13	at Tampa Bay	3	3	1.0	4	0	2	4	2.0	3	0	0	0	0.0	--	0
10/27	at San Francisco	0	0	0.0	--	0	0	0	0.0	--	0	1	4	4.0	4	0
11/03	Tennessee	3	-4	-1.3	-1	0	0	0	0.0	--	0	3	6	2.0	4	0
11/10	at Green Bay	3	12	4.0	8	0	0	0	0.0	--	0	0	0	0.0	--	0
11/17	Atlanta	1	7	7.0	7	0	0	0	0.0	--	0	0	0	0.0	--	0
11/24	at New Orleans	1	9	9.0	9	0	1	0	0.0	--	0	0	0	0.0	--	0
12/01	Washington	4	22	5.5	17t	1	1	2	2.0	2	0	0	0	0.0	--	0
12/08	at Atlanta	6	24	4.0	8	1	0	0	0.0	--	0	1	6	6.0	6	0
12/15	Seattle	5	25	5.0	10	0	0	0	0.0	--	0	0	0	0.0	--	0
12/22	at Indianapolis	DID NOT PLAY (NON-INJURY)					0	0	0.0	--	0	2	12	6.0	7	0
12/29	New Orleans	2	5	2.5	4	0	0	0	0.0	--	0	2	3	1.5	2	0
TOTALS		32	106	3.3	17t	2	6	11	1.8	4	1	16	116	7.3	59t	1

RUSHING:		MIKE DAVIS					WILL GRIER					COLIN JONES				
DATE	OPP.	NO.	YDS	AVG	LG	TD	NO.	YDS	AVG	LG	TD	NO.	YDS	AVG	LG	TD
09/08	L.A. Rams	Bears					ON INACTIVE LIST					0	0	0.0	--	0
09/12	Tampa Bay	Bears					ON INACTIVE LIST					0	0	0.0	--	0
09/22	at Arizona	Bears					DID NOT PLAY (NON-INJURY)					0	0	0.0	--	0
09/29	at Houston	Bears					DID NOT PLAY (NON-INJURY)					0	0	0.0	--	0
10/06	Jacksonville	Bears					DID NOT PLAY (NON-INJURY)					0	0	0.0	--	0
10/13	at Tampa Bay	Bears					DID NOT PLAY (NON-INJURY)					0	0	0.0	--	0
10/27	at San Francisco	Bears					DID NOT PLAY (NON-INJURY)					0	0	0.0	--	0
11/03	Tennessee	Bears					DID NOT PLAY (NON-INJURY)					1	5	5.0	5	0
11/10	at Green Bay	NOT ON ROSTER					DID NOT PLAY (NON-INJURY)					0	0	0.0	--	0
11/17	Atlanta	INACTIVE					DID NOT PLAY (NON-INJURY)					0	0	0.0	--	0
11/24	at New Orleans	INACTIVE					DID NOT PLAY (NON-INJURY)					0	0	0.0	--	0
12/01	Washington	0	0	0.0	--	0	DID NOT PLAY (NON-INJURY)					0	0	0.0	--	0
12/08	at Atlanta	0	0	0.0	--	0	DID NOT PLAY (NON-INJURY)					0	0	0.0	--	0
12/15	Seattle	0	0	0.0	--	0	DID NOT PLAY (NON-INJURY)					0	0	0.0	--	0
12/22	at Indianapolis	0	0	0.0	--	0	4	17	4.3	11	0	0	0	0.0	--	0
12/29	New Orleans	2	2	1.0	2	0	3	5	1.7	3	0	0	0	0.0	--	0
TOTALS		2	2	1.0	8	0	7	22	3.1	11	0	1	5	5.0	5	0

RUSHING:		CHRISTIAN MCCAFFREY					DJ MOORE					CAM NEWTON				
DATE	OPP.	NO.	YDS	AVG	LG	TD	NO.	YDS	AVG	LG	TD	NO.	YDS	AVG	LG	TD
09/08	L.A. Rams	19	128	6.7	23	2	0	0	0.0	--	0	3	-2	-0.7	3	0
09/12	Tampa Bay	16	37	2.3	10	0	0	0	0.0	--	0	2	0	0.0	--	0
09/22	at Arizona	24	153	6.4	76t	1	1	12	12.0	12	0	INACTIVE				
09/29	at Houston	27	93	3.4	13	1	0	0	0.0	--	0	INACTIVE				
10/06	Jacksonville	19	176	9.3	84t	2	0	0	0.0	--	0	INACTIVE				
10/13	at Tampa Bay	22	31	1.4	10	1	1	13	13.0	13	0	INACTIVE				
10/27	at San Francisco	14	117	8.4	40t	1	0	0	0.0	--	0	INACTIVE				
11/03	Tennessee	24	146	6.1	58t	2	0	0	0.0	--	0	INACTIVE				
11/10	at Green Bay	20	108	5.4	18	1	0	0	0.0	--	0	INJURED RESERVE				
11/17	Atlanta	14	70	5.0	18	0	0	0	0.0	--	0	INJURED RESERVE				
11/24	at New Orleans	22	64	2.9	9	1	1	8	8.0	8	0	INJURED RESERVE				
12/01	Washington	14	44	3.1	12	0	1	-3	-3.0	-3	0	INJURED RESERVE				
12/08	at Atlanta	11	53	4.8	11	0	1	0	0.0	--	0	INJURED RESERVE				
12/15	Seattle	19	87	4.6	15t	2	1	10	10.0	10	0	INJURED RESERVE				
12/22	at Indianapolis	13	54	4.2	14	0	0	0	0.0	--	0	INJURED RESERVE				
12/29	New Orleans	9	26	2.9	10	1	ON INACTIVE LIST					INJURED RESERVE				
TOTALS		287	1,387	4.8	84t	15	6	40	6.7	13	0	5	-2	-0.4	3	0

2019 GXG STATS: RUSHING

RUSHING:		CURTIS SAMUEL					JORDAN SCARLETT					JARIUS WRIGHT				
DATE	OPP.	NO.	YDS	AVG	LG	TD	NO.	YDS	AVG	LG	TD	NO.	YDS	AVG	LG	TD
09/08	L.A. Rams	0	0	0.0	--	0	0	0	0.0	--	0	0	0	0.0	--	0
09/12	Tampa Bay	1	2	2.0	2	0	DID NOT PLAY (NON-INJURY)					0	0	0.0	--	0
09/22	at Arizona	0	0	0.0	--	0	DID NOT PLAY (NON-INJURY)					0	0	0.0	--	0
09/29	at Houston	1	1	1.0	1	0	0	0	0.0	--	0	0	0	0.0	--	0
10/06	Jacksonville	2	25	12.5	16	0	0	0	0.0	--	0	0	0	0.0	--	0
10/13	at Tampa Bay	1	8	8.0	8t	1	0	0	0.0	--	0	0	0	0.0	--	0
10/27	at San Francisco	0	0	0.0	--	0	4	9	2.3	6	0	0	0	0.0	--	0
11/03	Tennessee	1	10	10.0	10	0	0	0	0.0	--	0	1	-7	-7.0	-7	0
11/10	at Green Bay	0	0	0.0	--	0	0	0	0.0	--	0	0	0	0.0	--	0
11/17	Atlanta	0	0	0.0	--	0	0	0	0.0	--	0	0	0	0.0	--	0
11/24	at New Orleans	4	40	10.0	13	0	0	0	0.0	--	0	0	0	0.0	--	0
12/01	Washington	0	0	0.0	--	0	INJURED RESERVE					0	0	0.0	--	0
12/08	at Atlanta	3	17	5.7	13	0	INJURED RESERVE					0	0	0.0	--	0
12/15	Seattle	4	23	5.8	7	0	INJURED RESERVE					0	0	0.0	--	0
12/22	at Indianapolis	2	4	2.0	3	0	INJURED RESERVE					0	0	0.0	--	0
12/29	New Orleans	0	0	0.0	--	0	INJURED RESERVE					0	0	0.0	--	0
TOTALS		19	130	6.8	16	1	4	9	2.3	6	0	1	-7	-7.0	-7	0

2019 GXG STATS: RECEIVING

2019 REGULAR SEASON INDIVIDUAL GAME-BY-GAME STATS																
RECEIVING:		ALEX ARMAH					REGGIE BONNAFON					CHRIS HOGAN				
DATE	OPP.	NO.	YDS	AVG	LG	TD	NO.	YDS	AVG	LG	TD	NO.	YDS	AVG	LG	TD
09/08	L.A. Rams	0	0	0.0	--	0	0	0	0.0	--	0	0	0	0.0	--	0
09/12	Tampa Bay	0	0	0.0	--	0	0	0	0.0	--	0	1	12	12.0	12	0
09/22	at Arizona	1	2	2.0	2	0	0	0	0.0	--	0	1	6	6.0	6	0
09/29	at Houston	0	0	0.0	--	0	0	0	0.0	--	0	1	6	6.0	6	0
10/06	Jacksonville	1	4	4.0	4	0	0	0	0.0	--	0	INJURED RESERVE				
10/13	at Tampa Bay	0	0	0.0	--	0	0	0	0.0	--	0	INJURED RESERVE				
10/27	at San Francisco	0	0	0.0	--	0	1	3	3.0	3	0	INJURED RESERVE				
11/03	Tennessee	0	0	0.0	--	0	1	7	7.0	7	0	INJURED RESERVE				
11/10	at Green Bay	0	0	0.0	--	0	0	0	0.0	--	0	INJURED RESERVE				
11/17	Atlanta	0	0	0.0	--	0	2	8	4.0	6	0	INJURED RESERVE				
11/24	at New Orleans	0	0	0.0	--	0	0	0	0.0	--	0	INJURED RESERVE				
12/01	Washington	0	0	0.0	--	0	0	0	0.0	--	0	INJURED RESERVE				
12/08	at Atlanta	0	0	0.0	--	0	0	0	0.0	--	0	INJURED RESERVE				
12/15	Seattle	0	0	0.0	--	0	0	0	0.0	--	0	1	13	13.0	13	0
12/22	at Indianapolis	0	0	0.0	--	0	0	0	0.0	--	0	2	16	8.0	9	0
12/29	New Orleans	0	0	0.0	--	0	2	39	19.5	32	0	2	14	7.0	9	0
TOTALS		2	6	3.0	4	0	6	57	9.5	32	0	8	67	8.4	13	0

RECEIVING:		CHRIS MANHERTZ					CHRISTIAN MCCAFFEY					DJ MOORE				
DATE	OPP.	NO.	YDS	AVG	LG	TD	NO.	YDS	AVG	LG	TD	NO.	YDS	AVG	LG	TD
09/08	L.A. Rams	0	0	0.0	--	0	10	81	8.1	17	0	7	76	10.9	15	0
09/12	Tampa Bay	0	0	0.0	--	0	2	16	8.0	10	0	9	89	9.9	18	0
09/22	at Arizona	0	0	0.0	--	0	3	35	11.7	18	0	1	52	52.0	52t	1
09/29	at Houston	0	0	0.0	--	0	10	86	8.6	21	0	3	44	14.7	16	0
10/06	Jacksonville	ON INACTIVE LIST					6	61	10.2	18t	1	6	91	15.2	52	0
10/13	at Tampa Bay	0	0	0.0	--	0	4	26	6.5	25t	1	7	73	10.4	23	0
10/27	at San Francisco	0	0	0.0	--	0	4	38	9.5	24	0	5	38	7.6	10	0
11/03	Tennessee	0	0	0.0	--	0	3	20	6.7	10	1	7	101	14.4	32	0
11/10	at Green Bay	0	0	0.0	--	0	6	33	5.5	11	0	9	120	13.3	38	0
11/17	Atlanta	0	0	0.0	--	0	11	121	11.0	23	0	8	95	11.9	31	0
11/24	at New Orleans	0	0	0.0	--	0	9	69	7.7	23	1	6	126	21.0	52	2
12/01	Washington	0	0	0.0	--	0	7	58	8.3	15	0	6	75	12.5	21	1
12/08	at Atlanta	1	11	11.0	11	0	11	82	7.5	13	0	4	81	20.3	39	0
12/15	Seattle	0	0	0.0	--	0	8	88	11.0	18	0	8	113	14.1	22	0
12/22	at Indianapolis	0	0	0.0	--	0	15	119	7.9	13	0	1	1	1.0	1	0
12/29	New Orleans	0	0	0.0	--	0	7	72	10.3	28	0	ON INACTIVE LIST				
TOTALS		1	11	11.0	11	0	116	1,005	8.7	28	4	87	1,175	13.5	52t	4

RECEIVING:		GREG OLSEN					CURTIS SAMUEL					IAN THOMAS				
DATE	OPP.	NO.	YDS	AVG	LG	TD	NO.	YDS	AVG	LG	TD	NO.	YDS	AVG	LG	TD
09/08	L.A. Rams	4	36	9.0	14	0	3	32	10.7	16	0	0	0	0.0	--	0
09/12	Tampa Bay	6	110	18.3	41	0	5	91	18.2	44	0	0	0	0.0	--	0
09/22	at Arizona	6	75	12.5	20	2	5	53	10.6	15	1	0	0	0.0	--	0
09/29	at Houston	2	5	2.5	3	0	3	32	10.7	12	0	0	0	0.0	--	0
10/06	Jacksonville	0	0	0.0	--	0	3	19	6.3	7	0	0	0	0.0	--	0
10/13	at Tampa Bay	4	52	13.0	18	0	4	70	17.5	30	1	0	0	0.0	--	0
10/27	at San Francisco	2	13	6.5	9	0	4	46	11.5	20	0	0	0	0.0	--	0
11/03	Tennessee	3	40	13.3	23	0	3	64	21.3	32	1	0	0	0.0	--	0
11/10	at Green Bay	8	98	12.3	18	0	4	35	8.8	15	1	0	0	0.0	--	0
11/17	Atlanta	5	57	11.4	26	0	4	25	6.3	14	0	0	0	0.0	--	0
11/24	at New Orleans	5	44	8.8	15	0	1	9	9.0	9	0	1	4	4.0	4	0
12/01	Washington	3	22	7.3	8	0	4	65	16.3	33	1	4	24	6.0	13	0
12/08	at Atlanta	ON INACTIVE LIST					2	25	12.5	13	0	5	57	11.4	19	1
12/15	Seattle	ON INACTIVE LIST					5	31	6.2	12	1	2	23	11.5	12	0
12/22	at Indianapolis	2	33	16.5	28	0	2	17	8.5	12	0	3	16	5.3	7	0
12/29	New Orleans	2	12	6.0	9	0	2	13	6.5	11	0	1	12	12.0	12	0
TOTALS		52	597	11.5	41	2	54	627	11.6	44	6	16	136	8.5	19	1

2019 GXG STATS: RECEIVING

RECEIVING:		DEANDREW WHITE					JARIUS WRIGHT					BRANDON ZYLSTRA				
DATE	OPP.	NO.	YDS	AVG	LG	TD	NO.	YDS	AVG	LG	TD	NO.	YDS	AVG	LG	TD
09/08	L.A. Rams						1	14	14.0	14	0					
09/12	Tampa Bay						2	15	7.5	9	0					
09/22	at Arizona						2	38	19.0	33	0					
09/29	at Houston						5	59	11.8	27	0					
10/06	Jacksonville						1	6	6.0	6	0	0	0	0.0	--	0
10/13	at Tampa Bay						1	6	6.0	6	0	0	0	0.0	--	0
10/27	at San Francisco	1	8	8.0	8	0	2	12	6.0	10	0	0	0	0.0	--	0
11/03	Tennessee	0	0	0.0	--	0	0	0	0.0	--	0	0	0	0.0	--	0
11/10	at Green Bay	0	0	0.0	--	0	1	21	21.0	21	0					
11/17	Atlanta	0	0	0.0	--	0	1	19	19.0	19	0					
11/24	at New Orleans	0	0	0.0	--	0	1	4	4.0	4	0					
12/01	Washington	0	0	0.0	--	0	3	34	11.3	14	0					
12/08	at Atlanta	0	0	0.0	--	0	4	30	7.5	15	0	1	7	7.0	7	0
12/15	Seattle	0	0	0.0	--	0	1	9	9.0	9	0	0	0	0.0	--	0
12/22	at Indianapolis	1	12	12.0	12	0	1	19	19.0	19	0	1	3	3.0	3	0
12/29	New Orleans	2	31	15.5	18	0	2	10	5.0	6	0	6	96	16.0	40	0
TOTALS		4	51	12.8	18	0	28	296	10.6	33	0	8	106	13.3	40	0

2019 GXG STATS: PUNT RETURNS

2019 REGULAR SEASON INDIVIDUAL GAME-BY-GAME STATS																				
PUNT RETURNS:		GREG DORTCH						RASHAAN GAULDEN						CHRIS HOGAN						
DATE	OPP.	NO.	YDS	AVG	LG	FC	TD	NO.	YDS	AVG	LG	FC	TD	NO.	YDS	AVG	LG	FC	TD	
09/08	L.A. Rams			NOT ON ROSTER				0	0	0.0	--	0	0	0	0	0.0	--	0	0	
09/12	Tampa Bay			NOT ON ROSTER						INACTIVE					0	0	0.0	--	0	0
09/22	at Arizona			NOT ON ROSTER						INACTIVE					0	0	0.0	--	0	0
09/29	at Houston			NOT ON ROSTER				0	0	0.0	--	0	0	0	0	0.0	--	0	0	
10/06	Jacksonville			NOT ON ROSTER				0	0	0.0	--	0	0	INJURED RESERVE						
10/13	at Tampa Bay			NOT ON ROSTER				0	0	0.0	--	0	0	INJURED RESERVE						
10/27	at San Francisco			INACTIVE				0	0	0.0	--	0	0	INJURED RESERVE						
11/03	Tennessee	2	11	5.5	11	0	0	0	0	0.0	--	0	0	INJURED RESERVE						
11/10	at Green Bay			INACTIVE				0	0	0.0	--	0	0	INJURED RESERVE						
11/17	Atlanta			PRACTICE SQUAD				0	0	0.0	--	0	0	INJURED RESERVE						
11/24	at New Orleans			PRACTICE SQUAD				1	0	0.0	--	0	0	INJURED RESERVE						
12/01	Washington			PRACTICE SQUAD						DID NOT PLAY						INJURED RESERVE				
12/08	at Atlanta	2	17	8.5	10	1	0			NOT ON ROSTER						INJURED RESERVE				
12/15	Seattle			NOT ON ROSTER						NOT ON ROSTER				0	0	0.0	--	2	0	
12/22	at Indianapolis			NOT ON ROSTER						Giants				2	16	8.0	8	0	0	
12/29	New Orleans			NOT ON ROSTER						Giants				2	4	2.0	5	1	0	
TOTALS		4	28	7.0	11	1	0	1	0	0.0	0	0	0	4	20	5.0	8	3	0	

PUNT RETURNS:		RAY-RAY MCCLOUD						DJ MOORE						BRANDON ZYLSTRA					
DATE	OPP.	NO.	YDS	AVG	LG	FC	TD	NO.	YDS	AVG	LG	FC	TD	NO.	YDS	AVG	LG	FC	TD
09/08	L.A. Rams	2	30	15.0	16	0	0	0	0	0.0	--	0	0						
09/12	Tampa Bay	4	39	9.8	39	0	0	0	0	0.0	--	0	0						
09/22	at Arizona	1	0	0.0	--	2	0	0	0	0.0	--	0	0						
09/29	at Houston	1	0	0.0	--	1	0	0	0	0.0	--	0	0						
10/06	Jacksonville	1	3	3.0	3	2	0	0	0	0.0	--	0	0	0	0	0.0	--	0	0
10/13	at Tampa Bay	1	10	10.0	10	2	0	0	0	0.0	--	0	0	0	0	0.0	--	1	0
10/27	at San Francisco							0	0	0.0	--	0	0	1	0	0.0	--	0	0
11/03	Tennessee							0	0	0.0	--	0	0	0	0	0.0	--	0	0
11/10	at Green Bay							0	0	0.0	--	3	0						
11/17	Atlanta							1	6	6.0	6	1	0						
11/24	at New Orleans							1	0	0.0	--	0	0						
12/01	Washington							3	35	11.7	16	0	0						
12/08	at Atlanta							0	0	0.0	--	0	0	0	0	0.0	--	0	0
12/15	Seattle							0	0	0.0	--	0	0	0	0	0.0	--	0	0
12/22	at Indianapolis							0	0	0.0	--	0	0	0	0	0.0	--	0	0
12/29	New Orleans									ON INACTIVE LIST				0	0	0.0	--	0	0
TOTALS		10	82	8.2	39	7	0	5	41	8.2	16	4	0	1	0	0.0	0	1	0

2019 GXG STATS: KICKOFF RETURNS

2019 REGULAR SEASON INDIVIDUAL GAME-BY-GAME STATS																			
KICKOFF RETURNS:		REGGIE BONNAFON						GREG DORTCH						CHRIS HOGAN					
DATE	OPP.	NO.	YDS	AVG	LG	FC	TD	NO.	YDS	AVG	LG	FC	TD	NO.	YDS	AVG	LG	FC	TD
09/08	L.A. Rams	0	0	0.0	--	0	0							0	0	0.0	--	0	0
09/12	Tampa Bay	0	0	0.0	--	0	0							1	21	21.0	21	0	0
09/22	at Arizona	0	0	0.0	--	0	0							0	0	0.0	--	0	0
09/29	at Houston	0	0	0.0	--	0	0							0	0	0.0	--	0	0
10/06	Jacksonville	0	0	0.0	--	0	0							INJURED RESERVE					
10/13	at Tampa Bay	0	0	0.0	--	0	0							INJURED RESERVE					
10/27	at San Francisco	5	95	19.0	35	0	0							INJURED RESERVE					
11/03	Tennessee	0	0	0.0	--	0	0	2	52	26.0	32	0	0	INJURED RESERVE					
11/10	at Green Bay	0	0	0.0	--	0	0							INJURED RESERVE					
11/17	Atlanta	0	0	0.0	--	0	0							INJURED RESERVE					
11/24	at New Orleans	0	0	0.0	--	0	0							INJURED RESERVE					
12/01	Washington	1	16	16.0	16	0	0							INJURED RESERVE					
12/08	at Atlanta	0	0	0.0	--	0	0	3	67	22.3	25	0	0	INJURED RESERVE					
12/15	Seattle	0	0	0.0	--	0	0							0	0	0.0	--	0	0
12/22	at Indianapolis	0	0	0.0	--	0	0							0	0	0.0	--	0	0
12/29	New Orleans	0	0	0.0	--	0	0							0	0	0.0	--	0	0
TOTALS		6	111	18.5	35	0	0	5	119	23.8	32	0	0	1	21	21.0	21	0	0

KICKOFF RETURNS:		RAY-RAY MCCLOUD						DEANDREW WHITE						BRANDON ZYLSTRA					
DATE	OPP.	NO.	YDS	AVG	LG	FC	TD	NO.	YDS	AVG	LG	FC	TD	NO.	YDS	AVG	LG	FC	TD
09/08	L.A. Rams	2	51	25.5	26	0	0	PRACTICE SQUAD						ON INACTIVE LIST					
09/12	Tampa Bay	0	0	0.0	--	0	0	PRACTICE SQUAD						ON INACTIVE LIST					
09/22	at Arizona	2	36	18.0	20	0	0	PRACTICE SQUAD						ON INACTIVE LIST					
09/29	at Houston	2	48	24.0	31	0	0	PRACTICE SQUAD						ON INACTIVE LIST					
10/06	Jacksonville	2	39	19.5	21	0	0	PRACTICE SQUAD						0	0	0.0	--	0	0
10/13	at Tampa Bay	0	0	0.0	--	0	0	PRACTICE SQUAD						0	0	0.0	--	0	0
10/27	at San Francisco	NOT ON ROSTER						1	26	26.0	26	0	0	1	26	26.0	26	0	0
11/03	Tennessee	NOT ON ROSTER						0	0	0.0	--	0	0	0	0	0.0	--	0	0
11/10	at Green Bay	NOT ON ROSTER						4	80	20.0	36	0	0	ON INACTIVE LIST					
11/17	Atlanta	NOT ON ROSTER						3	68	22.7	25	0	0	ON INACTIVE LIST					
11/24	at New Orleans	NOT ON ROSTER						1	27	27.0	27	0	0	ON INACTIVE LIST					
12/01	Washington	NOT ON ROSTER						0	0	0.0	--	0	0	ON INACTIVE LIST					
12/08	at Atlanta	NOT ON ROSTER						0	0	0.0	--	0	0	0	0	0.0	--	0	0
12/15	Seattle	NOT ON ROSTER						0	0	0.0	--	0	0	0	0	0.0	--	0	0
12/22	at Indianapolis	NOT ON ROSTER						0	0	0.0	--	0	0	0	0	0.0	--	0	0
12/29	New Orleans	NOT ON ROSTER						1	25	25.0	25	0	0	0	0	0.0	--	0	0
TOTALS		8	174	21.8	31	0	0	10	226	22.6	36	0	0	1	26	26.0	26	0	0

2019 GXG STATS: PUNTING

2019 REGULAR SEASON INDIVIDUAL GAME-BY-GAME STATS									
PUNTING:		MICHAEL PALARDY							
DATE	OPP.	NO.	YDS	AVG.	TB	IN 20	LG	NET	BLK
09/08	L.A. Rams	4	193	48.3	1	1	58	38.5	0
09/12	Tampa Bay	5	253	50.6	0	2	57	46.4	0
09/22	at Arizona	3	145	48.3	0	1	53	41.7	0
09/29	at Houston	4	158	39.5	0	3	52	35.0	0
10/06	Jacksonville	5	238	47.6	0	3	57	44.2	0
10/13	at Tampa Bay	7	350	50.0	0	2	54	48.3	0
10/27	at San Francisco	7	313	44.7	0	1	56	37.7	0
11/03	Tennessee	4	155	38.8	0	3	48	36.0	0
11/10	at Green Bay	3	122	40.7	1	1	48	34.0	0
11/17	Atlanta	4	187	46.8	0	0	57	27.3	0
11/24	at New Orleans	3	126	42.0	0	0	47	42.7	0
12/01	Washington	8	338	42.3	0	1	51	40.1	0
12/08	at Atlanta	4	185	46.3	0	1	56	43.0	0
12/15	Seattle	4	183	45.8	0	2	49	45.8	0
12/22	at Indianapolis	3	159	53.0	0	0	56	-12.0	0
12/29	New Orleans	7	347	49.6	1	4	62	44.0	0
TOTALS		75	3,452	46.0	3	25	62	38.7	0

2019 GXG STATS: FIELD GOALS

2019 REGULAR SEASON INDIVIDUAL GAME-BY-GAME STATS											
FIELD GOALS:		JOEY SLYE									
DATE	OPP.	0-19	20-29	30-39	40-49	50+	TOTAL	FGM	FGA	PCT	LG
09/08	L.A. Rams	0/0	0/0	0/0	1/1	1/2	2/3	2	3	66.7%	52
09/12	Tampa Bay	0/0	0/0	2/2	0/0	2/2	4/4	4	4	100.0%	54
09/22	at Arizona	0/0	0/0	1/1	0/0	0/0	1/1	1	1	100.0%	36
09/29	at Houston	0/0	1/1	0/0	1/1	1/1	3/3	3	3	100.0%	55
10/06	Jacksonville	0/0	0/0	0/0	0/1	0/1	0/2	0	2	0.0%	0
10/13	at Tampa Bay	0/0	1/1	0/0	2/3	0/1	3/5	3	5	60.0%	49
10/27	at San Francisco	0/0	0/0	0/0	1/1	0/0	1/1	1	1	100.0%	41
11/03	Tennessee	0/0	0/0	1/1	0/1	0/0	1/2	1	2	50.0%	35
11/10	at Green Bay	0/0	0/0	0/0	0/0	1/1	1/1	1	1	100.0%	50
11/17	Atlanta	0/0	0/0	1/1	0/0	0/0	1/1	1	1	100.0%	31
11/24	at New Orleans	0/0	0/1	0/0	1/1	1/1	2/3	2	3	66.7%	52
12/01	Washington	0/0	0/0	0/0	0/0	0/0	0/0	0	0	0.0%	0
12/08	at Atlanta	0/0	0/0	0/0	2/2	0/0	2/2	2	2	100.0%	46
12/15	Seattle	0/0	0/0	0/0	0/0	1/1	1/1	1	1	100.0%	52
12/22	at Indianapolis	0/0	1/1	0/0	0/0	1/1	2/2	2	2	100.0%	50
12/29	New Orleans	0/0	1/1	0/0	0/0	0/0	1/1	1	1	100.0%	23
TOTALS		0/0	4/5	5/5	8/11	8/11	25/32	25	32	78.1%	55

2019 GAME SUMMARIES



30

WEEK 1

Los Angeles Rams 30, Carolina Panthers 27

72,005 Bank of America Stadium Sep 8, 2019



27

Los Angeles Rams	0	13	10	7	—	30
Carolina Panthers	0	3	10	14	—	27

SCORING DRIVES

TEAM	QTR	TIME	SCORING PLAY	LAR	CAR
Rams	2	13:43	G.Zuerlein 49 yd. Field Goal (7-26, 1:58)	4	0
Rams	2	12:44	M.Brown 5 yd. run (G.Zuerlein kick) (2-10, 0:23)	10	0
Rams	2	01:02	G.Zuerlein 56 yd. Field Goal (9-33, 3:54)	13	0
Panthers	2	00:00	J.Slye 46 yd. Field Goal (8-47, 1:02)	13	3
Rams	3	11:53	G.Zuerlein 27 yd. Field Goal (7-66, 3:07)	16	4
Panthers	3	08:28	C.McCaffrey 8 yd. run (J.Slye kick) (8-60, 3:25)	16	10
Rams	3	02:51	M.Brown 1 yd. run (G.Zuerlein kick) (13-75, 5:37)	23	10
Panthers	3	00:11	J.Slye 52 yd. Field Goal (8-36, 2:40)	23	14
Panthers	4	13:10	C.McCaffrey 2 yd. run (J.Slye kick) (2-5, 0:28)	23	20
Rams	4	06:37	T.Higbee 5 yd. pass from J.Goff (G.Zuerlein kick) (7-57, 3:54)	30	20
Panthers	4	01:58	A.Armah 1 yd. run (J.Slye kick) (9-69, 2:08)	30	27

LOS ANGELES RAMS

OFFENSE	DEFENSE
WR 12 B. Cooks	DE 90 M. Brockers
WR 18 C. Kupp	DT 99 A. Donald
WR 17 R. Woods	DT 69 S. Joseph-Day
G 70 J. Noteboom	OLB 56 D. Fowler Jr.
G 66 A. Blythe	LB 54 B. Hager
C 55 B. Allen	LB 58 C. Littleton
TE 89 T. Higbee	LB 52 C. Matthews
T 79 R. Heston	CB 22 M. Peters
T 77 A. Whitworth	CB 21 A. Talib
QB 16 J. Goff	S 43 J. Johnson III
RB 30 T. Gurley II	S 32 E. Weddle

CAROLINA PANTHERS

OFFENSE	DEFENSE
WR 12 D. Moore	DL 99 K. Short
LT 60 D. Williams	DL 93 G. McCoy
LG 73 G. Van Roten	OLB 97 M. Addison
C 61 M. Paradis	LB 54 S. Thompson
RG 70 T. Turner	LB 59 L. Kuechly
RT 72 T. Moton	LB 56 J. Carter Jr.
TE 88 G. Olsen	OLB 53 B. Burns
WR 10 C. Samuel	CB 24 J. Bradberry
QB 1 C. Newton	CB 26 D. Jackson
RB 22 C. McCaffrey	FS 33 T. Boston
TE 82 C. Manhertz	SS 35 E. Reid

LOS ANGELES RAMS

PASSING	ATT	CP	YDS	SK/YD	TD	LG	INT	RTG
Jared Goff	39	23	186	1/3	1	24	1	69.0
TOTAL	39	23	186	1/3	1	24	1	69.0

RUSHING	ATT	YDS	AVG	LG	TD
Todd Gurley II	14	97	6.9	25	0
Malcolm Brown	11	53	4.8	17	2
Robert Woods	2	16	8.0	20	0
Darrell Henderson Jr.	1	0	0.0	0	0
Jared Goff	4	0	0.0	3	0
TOTAL	32	166	5.2	25	2

RECEIVING	NO	YDS	AVG	LG	TD
Robert Woods	8	70	8.8	22	0
Cooper Kupp	7	46	6.6	10	0
Tyler Higbee	4	20	5.0	6	1
Brandin Cooks	2	39	19.5	24	0
Gerald Everett	1	7	7.0	7	0
Todd Gurley II	1	4	4.0	4	0
TOTAL	23	186	8.1	24	1

TOP DEFENSE	TOT	SOLO	AST	SCK	YDS	INT
Cory Littleton	14	8	6	0.0	0.0	1
John Johnson III	11	6	5	0.0	0.0	0
Taylor Rapp	7	3	4	0.0	0.0	0

FIELD GOALS	FGA/FGM	PERCENT	RESULTS
Greg Zuerlein	4-3	75.0	(49, 56, 27) 41WL
TOTAL	4-3	75.0	

CAROLINA PANTHERS

PASSING	ATT	CP	YDS	SK/YD	TD	LG	INT	RTG
Cam Newton	38	25	239	3/23	0	17	1	72.1
TOTAL	38	25	239	3/23	0	17	1	72.1

RUSHING	ATT	YDS	AVG	LG	TD
Christian McCaffrey	19	128	6.7	23	2
Alex Armah	1	1	1.0	1t	1
Cam Newton	3	-2	-0.7	3	0
TOTAL	23	127	5.5	23	3

RECEIVING	NO	YDS	AVG	LG	TD
Christian McCaffrey	10	81	8.1	17	0
DJ Moore	7	76	10.9	15	0
Greg Olsen	4	36	9.0	14	0
Curtis Samuel	3	32	10.7	16	0
Jarius Wright	1	14	14.0	14	0
TOTAL	25	239	9.6	17	0

TOP DEFENSE	TOT	SOLO	AST	SCK	YDS	INT
Shaq Thompson	9	7	2	0.0	0.0	0
Tre Boston	9	7	2	0.0	0.0	0
Luke Kuechly	8	4	4	0.0	0.0	0

FIELD GOALS	FGA/FGM	PERCENT	RESULTS
Joey Slye	3-2	66.7	53WR (46, 52)
TOTAL	3-2	66.7	

TEAM STATISTICS

	RAMS	PANTHERS
First Downs	22	21
Total Net Yards	349	343
Rushes/Net Yards	32/166	23/127
Net Passing	183	216
Pass Attempts/Completions	39/23	38/25
Had Intercepted	1	1
Sacked/Yards Lost	1/3	3/23
Punts/Average	4/36.0	4/48.3
Penalties/Yards	5/43	6/46
Fumbles/Lost	1/0	2/2
Possession Time	33:16	26:44

2019 GAME SUMMARIES



WEEK 2

Tampa Bay Buccaneers 20, Carolina Panthers 14
71,101 Bank of America Stadium Sep 12, 2019



Tampa Bay Buccaneers	3	7	7	3	—	20
Carolina Panthers	3	6	3	2	—	14

SCORING DRIVES

TEAM	QTR	TIME	SCORING PLAY	TB	CAR
Buccaneers	1	05:36	M.Gay 40 yd. Field Goal (6-32, 2:55)	3	0
Panthers	1	02:52	J.Slye 32 yd. Field Goal (8-61, 2:44)	3	3
Panthers	2	08:26	J.Slye 37 yd. Field Goal (5-23, 1:29)	4	6
Buccaneers	2	01:20	C.Godwin 20 yd. pass from J.Winston (M.Gay kick) (5-72, 2:27)	10	6
Panthers	2	00:03	J.Slye 54 yd. Field Goal (9-39, 1:20)	10	9
Panthers	3	07:51	J.Slye 51 yd. Field Goal (6-29, 3:30)	11	12
Buccaneers	3	04:20	P.Barber 16 yd. run (M.Gay kick) (7-75, 3:31)	17	12
Panthers	4	13:21	P.Barber tackled in end zone by L.Kuechly for a Safety	17	14
Buccaneers	4	02:26	M.Gay 32 yd. Field Goal (11-53, 6:32)	20	14

TAMPA BAY BUCCANEERS

OFFENSE		DEFENSE	
WR	13 M. Evans	DE	92 W. Holston
WR	12 C. Godwin	DE	94 C. Nassib
G	65 A. Cappa	DT	93 N. Suh
G	74 A. Marpet	DT	50 V. Vea
C	66 R. Jensen	LB	58 S. Barrett
TE	82 A. Auclair	LB	54 L. David
TE	80 O. Howard	LB	45 D. White
T	69 D. Dotson	CB	33 C. Davis III
T	76 D. Smith	CB	28 V. Hargreaves III
QB	3 J. Winston	S	34 M. Edwards
RB	25 P. Barber	S	31 J. Whitehead

CAROLINA PANTHERS

OFFENSE		DEFENSE	
WR	12 D. Moore	DL	99 K. Short
LT	60 D. Williams	DL	93 G. McCoy
LG	73 G. Van Roten	DL	95 D. Poe
C	61 M. Paradis	OLB	97 M. Addison
RG	70 T. Turner	LB	54 S. Thompson
RT	72 T. Melton	LB	59 L. Kuechly
TE	88 G. Olsen	LB	53 B. Burns
WR	10 C. Samuel	CB	24 J. Bradberry
QB	1 C. Newton	CB	26 D. Jackson
RB	22 C. McCaffrey	FS	33 T. Boston
TE	82 C. Manhertz	SS	35 E. Reid

TAMPA BAY BUCCANEERS

PASSING	ATT	CP	YDS	SK/YD	TD	LG	INT	RTG
Jameis Winston	25	16	208	3/19	1	41	0	103.4
TOTAL	25	16	208	3/19	1	41	0	103.4

RUSHING	ATT	YDS	AVG	LG	TD
Peyton Barber	23	82	3.6	16t	1
Jameis Winston	4	9	2.3	9	0
Ronald Jones II	4	9	2.3	12	0
TOTAL	31	100	3.2	16	1

RECEIVING	NO	YDS	AVG	LG	TD
Chris Godwin	8	121	15.1	24	1
Mike Evans	4	61	15.3	41	0
Cameron Brate	2	10	5.0	5	0
Dare Ogunbowale	1	9	9.0	9	0
Peyton Barber	1	7	7.0	7	0
TOTAL	16	208	13.0	41	1

TOP DEFENSE	TOT	SOLO	AST	SCK	YDS	INT
Vernon Hargreaves III	12	11	1	0.0	0.0	0
Kevin Minter	8	4	4	0.0	0.0	0
Carlton Davis III	7	7	0	0.0	0.0	0

FIELD GOALS	FGA/FGM	PERCENT	RESULTS
Matt Gay	3-2	66.7	(40) 42WR (32)
TOTAL	3-2	66.7	

CAROLINA PANTHERS

PASSING	ATT	CP	YDS	SK/YD	TD	LG	INT	RTG
Cam Newton	51	25	333	3/20	0	44	0	70.1
TOTAL	51	25	333	3/20	0	44	0	70.1

RUSHING	ATT	YDS	AVG	LG	TD
Christian McCaffrey	16	37	2.3	10	0
Curtis Samuel	1	2	2.0	2	0
Cam Newton	2	0	0.0	0	0
TOTAL	19	39	2.1	10	0

RECEIVING	NO	YDS	AVG	LG	TD
DJ Moore	9	89	9.9	18	0
Greg Olsen	6	110	18.3	41	0
Curtis Samuel	5	91	18.2	44	0
Christian McCaffrey	2	16	8.0	10	0
Jarius Wright	2	15	7.5	9	0
Chris Hogan	1	12	12.0	12	0
TOTAL	25	333	13.3	44	0

TOP DEFENSE	TOT	SOLO	AST	SCK	YDS	INT
Luke Kuechly	18	8	10	0.0	0.0	0
Shaq Thompson	8	3	5	0.0	0.0	0
Donte Jackson	6	4	2	0.0	0.0	0

FIELD GOALS	FGA/FGM	PERCENT	RESULTS
Joey Slye	4-4	100.0	(32, 37, 54, 51)
TOTAL	4-4	100.0	

TEAM STATISTICS

First Downs	16	20
Total Net Yards	289	352
Rushes/Net Yards	31/100	19/39
Net Passing	189	313
Pass Attempts/Completions	25/16	51/25
Had Intercepted	0	0
Sacked/Yards Lost	3/19	3/20
Punts/Average	6/49.2	5/50.6
Penalties/Yards	12/66	5/50
Fumbles/Lost	1/0	3/1
Possession Time	33:53	26:07

BUCCANEERS PANTHERS

2019 GAME SUMMARIES



38

WEEK 3

Carolina Panthers 38, Arizona Cardinals 20
60,104 State Farm Stadium Sep 22, 2019



20

Carolina Panthers	0	14	14	10	—	38
Arizona Cardinals	7	3	10	0	—	20

SCORING DRIVES

TEAM	QTR	TIME	SCORING PLAY	CAR	ARI
Cardinals	1	04:30	L.Fitzgerald 1 yd. pass from K.Murray (Z.Gonzalez kick) (14-74, 6:17)	0	7
Panthers	2	14:09	C.Samuel 5 yd. pass from K.Allen (J.Slye kick) (11-75, 5:21)	7	7
Cardinals	2	01:36	Z.Gonzalez 34 yd. Field Goal (15-53, 5:58)	8	10
Panthers	2	00:49	D.Moore 52 yd. pass from K.Allen (J.Slye kick) (3-75, 0:47)	14	10
Cardinals	3	11:20	D.Johnson 3 yd. pass from K.Murray (Z.Gonzalez kick) (9-75, 3:40)	14	17
Panthers	3	07:44	G.Olsen 3 yd. pass from K.Allen (J.Slye kick) (7-75, 3:36)	21	17
Cardinals	3	02:47	Z.Gonzalez 47 yd. Field Goal (12-49, 4:57)	22	20
Panthers	3	01:53	C.McCaffrey 76 yd. run (J.Slye kick) (2-84, 0:54)	28	20
Panthers	4	13:32	G.Olsen 3 yd. pass from K.Allen (J.Slye kick) (6-22, 2:42)	35	20
Panthers	4	04:27	J.Slye 36 yd. Field Goal (4-4, 0:18)	38	20

ARIZONA CARDINALS					
OFFENSE			DEFENSE		
WR	11	L. Fitzgerald	DE	95	R. Gunter
WR	13	C. Kirk	NT	98	C. Peters
WR	14	D. Byrd	SAM	55	C. Jones
LT	74	D. Humphries	ILB	58	J. Hicks
LG	67	J. Pugh	ILB	43	H. Reddick
C	53	A. Shipley	WILL	56	T. Suggs
RG	64	J. Sweezy	CB	33	B. Murphy Jr.
RT	79	J. Mills	CB	20	T. Brock Sr.
TE	85	C. Clay	SS	36	D. Swearinger Sr.
QB	1	K. Murray	FS	32	B. Baker
RB	31	D. Johnson	DB	25	C. Jones
CAROLINA PANTHERS					
OFFENSE			DEFENSE		
WR	12	D. Moore	DL	95	D. Poe
LT	60	D. Williams	DL	93	G. McCoy
LG	73	G. Van Roten	OLB	97	M. Addison
C	61	M. Paradis	LB	54	S. Thompson
RG	70	T. Turner	LB	59	L. Kuechly
RT	72	T. Moton	OLB	53	B. Burns
TE	88	G. Olsen	CB	24	J. Bradberry
WR	10	C. Samuel	CB	26	D. Jackson
QB	7	K. Allen	CB	37	R. Cockrell
RB	22	C. McCaffrey	FS	33	T. Boston
WR	17	J. Wright	SS	35	E. Reid

CAROLINA PANTHERS

PASSING	ATT	CP	YDS	SK/YD	TD	LG	INT	RTG
Kyle Allen	26	19	261	2/21	4	52	0	144.4
TOTAL	26	19	261	2/21	4	52	0	144.4

RUSHING	ATT	YDS	AVG	LG	TD
Christian McCaffrey	24	153	6.4	76t	1
DJ Moore	1	12	12.0	12	0
Reggie Bonnafon	2	5	2.5	4	0
Alex Armah	1	4	4.0	4	0
Kyle Allen	3	-1	-0.3	1	0
TOTAL	31	173	5.6	76	1

RECEIVING	NO	YDS	AVG	LG	TD
Greg Olsen	6	75	12.5	20	2
Curtis Samuel	5	53	10.6	15	1
Christian McCaffrey	3	35	11.7	18	0
Jarius Wright	2	38	19.0	33	0
Alex Armah	1	2	2.0	2	0
Chris Hogan	1	6	6.0	6	0
DJ Moore	1	52	52.0	52t	1
TOTAL	19	261	13.7	52	4

TOP DEFENSE	TOT	SOLO	AST	SCK	YDS	INT
Shaq Thompson	11	9	2	1.0	4.0	0
Luke Kuechly	10	8	2	0.0	0.0	0
Eric Reid	6	6	0	1.0	1.0	0

FIELD GOALS	FGA/FGM	PERCENT	RESULTS
Joey Slye	1-1	100.0	(36)
TOTAL	1-1	100.0	

ARIZONA CARDINALS

PASSING	ATT	CP	YDS	SK/YD	TD	LG	INT	RTG
Kyler Murray	43	30	173	8/46	2	23	2	73.1
TOTAL	43	30	173	8/46	2	23	2	73.1

RUSHING	ATT	YDS	AVG	LG	TD
Kyler Murray	8	69	8.6	20	0
David Johnson	11	37	3.4	15	0
Chase Edmonds	3	15	5.0	8	0
TOTAL	22	121	5.5	20	0

RECEIVING	NO	YDS	AVG	LG	TD
Christian Kirk	10	59	5.9	13	0
David Johnson	6	28	4.7	17	1
Larry Fitzgerald	5	36	7.2	23	1
KeeSean Johnson	3	13	4.3	5	0
Damiere Byrd	2	9	4.5	11	0
Michael Crabtree	2	9	4.5	6	0
Charles Clay	1	9	9.0	9	0
Chase Edmonds	1	10	10.0	10	0
TOTAL	30	173	5.8	23	2

TOP DEFENSE	TOT	SOLO	AST	SCK	YDS	INT
Haason Reddick	11	8	3	0.0	0.0	0
Jordan Hicks	11	7	4	0.0	0.0	0
Budda Baker	6	4	2	0.0	0.0	0

FIELD GOALS	FGA/FGM	PERCENT	RESULTS
Zane Gonzalez	2-2	100.0	(34, 47)
TOTAL	2-2	100.0	

TEAM STATISTICS

First Downs	21	21
Total Net Yards	413	248
Rushes/Net Yards	31/173	22/121
Net Passing	240	127
Pass Attempts/Completions	26/19	43/30
Had Intercepted	0	2
Sacked/Yards Lost	2/21	8/46
Punts/Average	3/48.3	5/42.4
Penalties/Yards	3/35	7/52
Fumbles/Lost	2/1	0/0
Possession Time	28:16	31:44

PANTHERS CARDINALS

2019 GAME SUMMARIES



16

71,699



WEEK 4
Carolina Panthers 16, Houston Texans 10

NRG Stadium



Houston, Texas



Sep 29, 2019



10

Carolina Panthers	3	7	0	6	—	16
Houston Texans	0	3	7	0	—	10

SCORING DRIVES

TEAM	QTR	TIME	SCORING PLAY	CAR	HOU
Panthers	1	02:23	J.Slye 48 yd. Field Goal (6-29, 2:32)	3	0
Texans	2	07:59	K.Fairbairn 37 yd. Field Goal (10-66, 4:35)	4	3
Panthers	2	01:08	C.McCaffrey 3 yd. run (J.Slye kick) (5-54, 1:08)	10	3
Texans	3	08:39	D.Watson 1 yd. run (K.Fairbairn kick) (4-18, 1:48)	10	10
Panthers	4	14:50	J.Slye 55 yd. Field Goal (9-42, 3:50)	13	10
Panthers	4	00:28	J.Slye 26 yd. Field Goal (7-25, 3:37)	16	10

HOUSTON TEXANS					
OFFENSE			DEFENSE		
WR	15	W. Fuller V	RDE	99	J. Watt
WR	10	D. Hopkins	NT	98	D. Reader
LG	74	M. Scharping	LDE	97	A. Blackson
C	65	G. Manzan	SAM	59	W. Mercilus
C	66	N. Martin	MIKE	55	B. McKinney
T	71	T. Howard	WILL	57	B. Scarlett
T	78	L. Tunsil	JACK	41	Z. Cunningham
TE	88	J. Akins	CB	24	J. Joseph
TE	87	D. Fells	CB	21	B. Roby
QB	4	D. Watson	SS	39	T. Gipson Sr.
RB	23	C. Hyde	S	20	J. Reid

CAROLINA PANTHERS					
OFFENSE			DEFENSE		
WR	12	D. Moore	DL	95	D. Poe
LT	74	G. Little	DL	93	G. McCoy
LG	73	G. Van Roten	DL	53	B. Burns
C	61	M. Paradis	DL	97	M. Addison
RG	60	D. Williams	LB	54	S. Thompson
RT	72	T. Moton	LB	59	L. Kuechly
TE	88	G. Olsen	LB	56	J. Carter Jr.
WR	10	C. Samuel	CB	24	J. Bradberry
QB	7	K. Allen	CB	37	R. Cockrell
RB	22	C. McCaffrey	FS	33	T. Boston
TE	82	C. Manhertz	SS	35	E. Reid

CAROLINA PANTHERS

PASSING	ATT	CP	YDS	SK/YD	TD	LG	INT	RTG
Kyle Allen	34	24	232	3/29	0	27	0	89.3
TOTAL	34	24	232	3/29	0	27	0	89.3

RUSHING	ATT	YDS	AVG	LG	TD
Christian McCaffrey	27	93	3.4	13	1
Curtis Samuel	1	1	1.0	1	0
TOTAL	28	94	3.4	13	1

RECEIVING	NO	YDS	AVG	LG	TD
Christian McCaffrey	10	86	8.6	21	0
Jarius Wright	5	59	11.8	27	0
Curtis Samuel	3	32	10.7	12	0
DJ Moore	3	44	14.7	16	0
Greg Olsen	2	5	2.5	3	0
Chris Hogan	1	6	6.0	6	0
TOTAL	24	232	9.7	27	0

TOP DEFENSE	TOT	SOLO	AST	SCK	YDS	INT
Shaq Thompson	12	7	5	1.0	7.0	0
Luke Kuechly	8	3	5	0.0	0.0	0
Eric Reid	6	4	2	0.0	0.0	0

FIELD GOALS	FGA/FGM	PERCENT	RESULTS
Joey Slye	3-3	100.0	(48, 55, 26)
TOTAL	3-3	100.0	

HOUSTON TEXANS

PASSING	ATT	CP	YDS	SK/YD	TD	LG	INT	RTG
Deshaun Watson	33	21	160	6/32	0	14	0	75.3
DeAndre Hopkins	1	0	0	0/0	0	0	1	0.0
TOTAL	34	21	160	6/32	0	14	1	60.9

RUSHING	ATT	YDS	AVG	LG	TD
Carlos Hyde	12	58	4.8	25	0
Duke Johnson	6	56	9.3	40	0
Deshaun Watson	3	12	4.0	10	1
Keke Coutee	1	10	10.0	10	0
TOTAL	22	136	6.2	40	1

RECEIVING	NO	YDS	AVG	LG	TD
DeAndre Hopkins	5	41	8.2	14	0
Carlos Hyde	4	6	1.5	6	0
Jordan Akins	3	21	7.0	10	0
Will Fuller V	3	23	7.7	12	0
Duke Johnson	2	22	11.0	12	0
Kenny Stills	2	24	12.0	14	0
Darren Fells	1	12	12.0	12	0
Keke Coutee	1	11	11.0	11	0
TOTAL	21	160	7.6	14	0

TOP DEFENSE	TOT	SOLO	AST	SCK	YDS	INT
Zach Cunningham	14	8	6	0.0	0.0	0
Benardrick McKinney	12	5	7	0.0	0.0	0
Justin Reid	10	9	1	0.0	0.0	0

FIELD GOALS	FGA/FGM	PERCENT	RESULTS
Ka'imi Fairbairn	2-1	50.0	52WR (37)
TOTAL	2-1	50.0	

TEAM STATISTICS

	PANTHERS	TEXANS
First Downs	19	18
Total Net Yards	297	264
Rushes/Net Yards	28/94	22/136
Net Passing	203	128
Pass Attempts/Completions	34/24	34/21
Had Intercepted	0	1
Sacked/Yards Lost	3/29	6/32
Punts/Average	4/39.5	5/51.4
Penalties/Yards	6/35	7/81
Fumbles/Lost	3/3	1/1
Possession Time	30:38	29:22

PANTHERS

TEXANS

2019 GAME SUMMARIES



27

WEEK 5

Jacksonville Jaguars 27, Carolina Panthers 34
72,762 Bank of America Stadium Oct 6, 2019



34

Jacksonville Jaguars	7	10	7	3	—	27
Carolina Panthers	14	7	7	6	—	34

SCORING DRIVES

TEAM	QTR	TIME	SCORING PLAY	JAX	CAR
Panthers	1	09:23	C.McCaffrey 5 yd. run (J.Slye kick) (8-78, 5:37)	0	7
Jaguars	1	07:27	D.Chark 37 yd. pass from G.Minshew (J.Lambo kick) (4-75, 1:56)	7	7
Panthers	1	01:35	C.McCaffrey 18 yd. pass from K.Allen (J.Slye kick) (3-24, 1:51)	7	14
Panthers	2	13:32	B.Burns 56 yd. fumble return (J.Slye kick)	7	21
Jaguars	2	06:07	D.Chark 11 yd. pass from G.Minshew (J.Lambo kick) (6-83, 3:39)	14	21
Jaguars	2	00:58	J.Lambo 35 yd. Field Goal (8-37, 1:59)	17	22
Panthers	3	13:49	C.McCaffrey 84 yd. run (J.Slye kick) (1-84, 0:12)	17	28
Jaguars	3	10:27	L.Fournette 1 yd. run (J.Lambo kick) (6-75, 3:22)	24	28
Jaguars	4	05:52	J.Lambo 38 yd. Field Goal (11-73, 6:01)	27	28
Panthers	4	03:34	R.Bonafon 59 yd. run (kick failed, wr) (4-75, 2:18)	27	34

JACKSONVILLE JAGUARS				CAROLINA PANTHERS			
OFFENSE		DEFENSE		OFFENSE		DEFENSE	
WR	17	D. Chark Jr.	DE	91	Y. Ngakoue		
WR	17	C. Conley	DT	99	M. Dareus		
WR	12	D. Westbrook	DT	95	A. Jones		
OL	60	A. Cann	DL	93	C. Campbell		
OL	74	C. Robinson	LB	44	M. Jack		
OL	68	A. Norwell	LB	48	L. Jacobs		
OL	65	B. Linder	LB	56	Q. Williams		
OL	75	J. Taylor	CB	21	A. Bouye		
TE	80	J. O'Shaughnessy	CB	37	T. Herndon		
QB	15	G. Minshew II	S	36	R. Harrison		
RB	27	L. Fournette	S	26	J. Wilson		
OFFENSE		DEFENSE		OFFENSE		DEFENSE	
WR	12	D. Moore	DL	95	D. Poe		
LT	65	D. Daley	DL	93	G. McCoy		
LG	73	G. Van Roten	OLB	97	M. Addison		
C	61	M. Paradis	LB	54	S. Thompson		
RG	60	D. Williams	LB	59	L. Kuechly		
RT	72	T. Moten	OLB	55	B. Irvin		
TE	88	G. Olsen	CB	24	J. Bradberry		
WR	10	C. Samuel	CB	37	R. Cockrell		
QB	7	K. Allen	CB	23	J. Elliott		
RB	22	C. McCaffrey	FS	33	T. Boston		
TE	80	I. Thomas	SS	35	E. Reid		

JACKSONVILLE JAGUARS

PASSING	ATT	CP	YDS	SK/YD	TD	LG	INT	RTG
Gardner Minshew II	44	26	374	2/16	2	37	0	101.9
TOTAL	44	26	374	2/16	2	37	0	101.9

RUSHING	ATT	YDS	AVG	LG	TD
Leonard Fournette	23	108	4.7	48	1
Gardner Minshew II	7	42	6.0	11	0
Ryquell Armstead	1	-1	-1.0	-1	0
TOTAL	31	149	4.8	48	1

RECEIVING	NO	YDS	AVG	LG	TD
DJ Chark Jr.	8	164	20.5	37	2
Dede Westbrook	7	82	11.7	30	0
Leonard Fournette	4	29	7.3	14	0
James O'Shaughnessy	3	57	19.0	35	0
Chris Conley	1	26	26.0	26	0
Geoff Swaim	1	4	4.0	4	0
Marqise Lee	1	5	5.0	5	0
Ryquell Armstead	1	7	7.0	7	0
TOTAL	26	374	14.4	37	2

TOP DEFENSE	TOT	SOLO	AST	SCK	YDS	INT
Myles Jack	9	3	6	0.0	0.0	0
Calais Campbell	6	1	5	0.0	0.0	0
Ronnie Harrison	6	4	2	0.0	0.0	0

FIELD GOALS	FGA/FGM	PERCENT	RESULTS
Josh Lambo	2-2	100.0	(35, 38)
TOTAL	2-2	100.0	

CAROLINA PANTHERS

PASSING	ATT	CP	YDS	SK/YD	TD	LG	INT	RTG
Kyle Allen	30	17	181	3/21	1	52	0	85.6
Christian McCaffrey	1	0	0	0/0	0	0	0	39.6
TOTAL	31	17	181	3/21	1	52	0	82.9

RUSHING	ATT	YDS	AVG	LG	TD
Christian McCaffrey	19	176	9.3	84	2
Reggie Bonafon	5	80	16.0	59	1
Curtis Samuel	2	25	12.5	16	0
Kyle Allen	1	4	4.0	4	0
TOTAL	27	285	10.6	84	3

RECEIVING	NO	YDS	AVG	LG	TD
Christian McCaffrey	6	61	10.2	18	1
DJ Moore	6	91	15.2	52	0
Curtis Samuel	3	19	6.3	7	0
Alex Armah	1	4	4.0	4	0
Jarius Wright	1	6	6.0	6	0
TOTAL	17	181	10.6	52	1

TOP DEFENSE	TOT	SOLO	AST	SCK	YDS	INT
Luke Kuechly	12	5	7	0.0	0.0	0
Eric Reid	10	5	5	0.0	0.0	0
Shaq Thompson	9	6	3	0.0	0.0	0

FIELD GOALS	FGA/FGM	PERCENT	RESULTS
Joey Slye	2-0	0.0	56B, 46WR
TOTAL	2-0	0	

TEAM STATISTICS

First Downs	28	22
Total Net Yards	507	445
Rushes/Net Yards	31/149	27/285
Net Passing	358	160
Pass Attempts/Completions	44/26	31/17
Had Intercepted	0	0
Sacked/Yards Lost	2/16	3/21
Punts/Average	4/48.3	5/47.6
Penalties/Yards	9/84	8/70
Fumbles/Lost	3/3	1/0
Possession Time	32:24	27:36

JAGUARS PANTHERS

2019 GAME SUMMARIES



37

WEEK 6

Carolina Panthers 37, Tampa Bay Buccaneers 26
60,087 Tottenham Hotspur Oct 13, 2019



26

Carolina Panthers	10	7	10	10	—	37
Tampa Bay Buccaneers	0	7	3	16	—	26

SCORING DRIVES

TEAM	QTR	TIME	SCORING PLAY	CAR	TB
Panthers	1	13:20	J.Slye 49 yd. Field Goal (4-2, 1:30)	4	0
Panthers	1	01:05	C.McCaffrey 1 yd. run (J.Slye kick) (12-99, 7:32)	10	0
Buccaneers	2	12:43	R.Jones 5 yd. run (M.Gay kick) (3-37, 1:19)	10	7
Panthers	2	07:32	C.McCaffrey 25 yd. pass from K.Allen (J.Slye kick) (4-36, 1:39)	17	7
Panthers	3	08:21	J.Slye 46 yd. Field Goal (5-39, 1:58)	20	7
Panthers	3	08:05	C.Samuel 8 yd. run (J.Slye kick) (1-8, 0:05)	27	7
Buccaneers	3	05:27	M.Gay 54 yd. Field Goal (7-39, 2:38)	28	10
Panthers	4	14:55	C.Samuel 13 yd. pass from K.Allen (J.Slye kick) (10-75, 5:32)	34	10
Buccaneers	4	12:51	C.Brake 10 yd. pass from J.Winston (J.Winston-M.Evans pass) (6-75, 2:04)	34	18
Panthers	4	07:56	J.Slye 29 yd. Field Goal (4-6, 1:59)	37	20
Buccaneers	4	04:47	D.Ogunbowale 3 yd. run (J.Winston run) (11-75, 3:09)	37	26

TAMPA BAY BUCCANEERS

OFFENSE		DEFENSE	
WR	13 M. Evans	DL	93 N. Suh
WR	12 C. Godwin	DL	50 V. Vea
G	74 A. Marpet	LB	94 C. Nassib
C	66 R. Jensen	LB	45 D. White
OL	71 E. Wattford	LB	54 L. David
TE	84 C. Brate	LB	58 S. Barrett
TE	80 O. Howard	CB	33 C. Davis III
T	76 D. Smith	CB	28 V. Hargreaves III
T	72 J. Wells	CB	26 S. Murphy-Bunting
QB	3 J. Winston	S	39 A. Adams
RB	25 P. Barber	S	31 J. Whitehead

CAROLINA PANTHERS		DEFENSE	
WR	12 D. Moore	DL	95 D. Poe
LT	65 D. Daley	DL	93 G. McCoy
LG	73 G. Van Roten	DL	92 V. Butler
C	61 M. Paradis	OLB	97 M. Addison
RG	60 D. Williams	LB	54 S. Thompson
RT	72 T. Moten	LB	59 L. Kuschly
TE	88 G. Olsen	OLB	55 B. Irvin
WR	10 C. Samuel	CB	24 J. Bradberry
QB	7 K. Allen	CB	37 R. Cockrell
RB	22 C. McCaffrey	FS	33 T. Boston
WR	17 J. Wright	SS	35 E. Reid

CAROLINA PANTHERS

PASSING	ATT	CP	YDS	SK/YD	TD	LG	INT	RTG
Kyle Allen	32	20	227	2/18	2	30	0	104.6
TOTAL	32	20	227	2/18	2	30	0	104.6

RUSHING	ATT	YDS	AVG	LG	TD
Christian McCaffrey	22	31	1.4	10	1
DJ Moore	1	13	13.0	13	0
Curtis Samuel	1	8	8.0	8t	1
Alex Armah	2	4	2.0	3	0
Kyle Allen	3	3	1.0	4	0
TOTAL	29	59	2.0	13	2

RECEIVING	NO	YDS	AVG	LG	TD
DJ Moore	7	73	10.4	23	0
Christian McCaffrey	4	26	6.5	25t	1
Curtis Samuel	4	70	17.5	30	1
Greg Olsen	4	52	13.0	18	0
Jarius Wright	1	6	6.0	6	0
TOTAL	20	227	11.4	30	2

TOP DEFENSE	TOT	SOLO	AST	SCK	YDS	INT
James Bradberry	11	11	0	0.0	0.0	2
Eric Reid	6	6	0	0.0	0.0	0
Javien Elliott	6	5	1	0.0	0.0	1

FIELD GOALS	FGA/FGM	PERCENT	RESULTS
Joey Slye	5-3	60.0	(49) 60WR (46, 29) 41WR
TOTAL	5-3	60.0	

TAMPA BAY BUCCANEERS

PASSING	ATT	CP	YDS	SK/YD	TD	LG	INT	RTG
Jameis Winston	54	30	400	7/35	1	37	5	46.8
TOTAL	54	30	400	7/35	1	37	5	46.8

RUSHING	ATT	YDS	AVG	LG	TD
Peyton Barber	8	28	3.5	5	0
Ronald Jones II	4	10	2.5	5t	1
Dare Ogunbowale	1	3	3.0	3t	1
Jameis Winston	1	1	1.0	1	0
TOTAL	14	42	3.0	5	2

RECEIVING	NO	YDS	AVG	LG	TD
Chris Godwin	10	151	15.1	26	0
Mike Evans	9	96	10.7	17	0
Dare Ogunbowale	3	22	7.3	21	0
Scotty Miller	3	39	13.0	19	0
Cameron Brate	2	47	23.5	37	1
O.J. Howard	2	35	17.5	30	0
Bobo Wilson	1	10	10.0	10	0
TOTAL	30	400	13.3	37	1

TOP DEFENSE	TOT	SOLO	AST	SCK	YDS	INT
Devin White	9	8	1	0.0	0.0	0
Carl Nassib	6	6	0	1.0	6.0	0
Lavonte David	6	5	1	0.0	0.0	0

FIELD GOALS	FGA/FGM	PERCENT	RESULTS
Matt Gay	1-1	100.0	(54)
TOTAL	1-1	100.0	

TEAM STATISTICS

First Downs	17	23
Total Net Yards	268	407
Rushes/Net Yards	29/59	14/42
Net Passing	209	365
Pass Attempts/Completions	32/20	54/30
Had Intercepted	0	5
Sacked/Yards Lost	2/18	7/35
Punts/Average	7/50.0	6/44.5
Penalties/Yards	3/30	9/70
Fumbles/Lost	1/1	4/2
Possession Time	31:10	28:50

PANTHERS BUCCANEERS

2019 GAME SUMMARIES



13

WEEK 8

Carolina Panthers 13, San Francisco 49ers 51
69,083 Levi's Stadium Oct 27, 2019



51

Carolina Panthers	3	0	10	0	—	13
San Francisco 49ers	14	13	14	10	—	51

SCORING DRIVES

TEAM	QTR	TIME	SCORING PLAY	CAR	SF
49ers	1	09:14	E.Sanders 4 yd. pass from J.Garoppolo (R.Gould kick) (11-75, 5:46)	0	7
Panthers	1	04:23	J.Slye 41 yd. Field Goal (6-18, 2:36)	3	8
49ers	1	01:09	T.Coleman 19 yd. run (R.Gould kick) (6-75, 3:14)	3	14
49ers	2	12:43	T.Coleman 10 yd. pass from J.Garoppolo (R.Gould kick) (3-27, 1:03)	3	21
49ers	2	01:53	T.Coleman 48 yd. run (pass failed) (4-63, 1:55)	3	27
Panthers	3	12:43	J.Garoppolo sacked in end zone by B.Irvin for a Safety	5	27
Panthers	3	11:15	C.McCaffrey 40 yd. run (C.McCaffrey run) (3-51, 1:28)	13	27
49ers	3	07:15	D.Samuel 20 yd. run (R.Gould kick) (8-75, 4:00)	13	34
49ers	3	00:29	T.Coleman 1 yd. run (R.Gould kick) (3-10, 1:21)	13	41
49ers	4	12:52	R.Gould 20 yd. Field Goal (4-7, 2:08)	13	45
49ers	4	06:16	R.Mostert 41 yd. run (R.Gould kick) (1-41, 0:08)	13	51

SAN FRANCISCO 49ERS

OFFENSE		DEFENSE	
WR	19 D. Samuel	DL	91 A. Armstead
WR	17 E. Sanders	DL	97 N. Bosa
C	58 W. Richburg	DL	99 D. Buckner
OL	60 D. Brunskill	DL	93 D. Jones
OL	68 M. Person	LB	56 K. Alexander
OL	67 J. Skule	LB	54 F. Warner
OL	75 L. Tomlinson	CB	41 E. Moseley
TE	82 R. Dwelley	CB	25 R. Sherman
TE	85 G. Kittle	CB	24 K. Williams
QB	10 J. Garoppolo	S	29 J. Tarrt
RB	22 M. Breida	S	20 J. Ward

CAROLINA PANTHERS

OFFENSE		DEFENSE	
WR	12 D. Moore	DL	95 D. Poe
LT	72 T. Moton	DL	93 G. McCoy
LG	73 G. Van Roten	DL	55 B. Irvin
C	61 M. Paradis	DL	97 M. Addison
RG	70 T. Turner	LB	54 S. Thompson
RT	60 D. Williams	LB	59 L. Kuechly
TE	88 G. Olsen	OLB	56 J. Carter Jr.
WR	10 C. Samuel	CB	24 J. Bradberry
QB	7 K. Allen	CB	37 R. Cockrell
RB	22 C. McCaffrey	FS	33 T. Boston
WR	17 J. Wright	SS	35 E. Reid

CAROLINA PANTHERS

PASSING	ATT	CP	YDS	SK/YD	TD	LG	INT	RTG
Kyle Allen	37	19	158	7/58	0	24	3	28.9
TOTAL	37	19	158	7/58	0	24	3	28.9

RUSHING	ATT	YDS	AVG	LG	TD
Christian McCaffrey	14	117	8.4	40t	1
Jordan Scarlett	4	9	2.3	6	0
Reggie Bonnafon	1	4	4.0	4	0
TOTAL	19	130	6.8	40	1

RECEIVING	NO	YDS	AVG	LG	TD
DJ Moore	5	38	7.6	10	0
Christian McCaffrey	4	38	9.5	24	0
Curtis Samuel	4	46	11.5	20	0
Greg Olsen	2	13	6.5	9	0
Janius Wright	2	12	6.0	10	0
DeAndrew White	1	8	8.0	8	0
Reggie Bonnafon	1	3	3.0	3	0
TOTAL	19	158	8.3	24	0

TOP DEFENSE	TOT	SOLO	AST	SCK	YDS	INT
Luke Kuechly	10	9	1	0.0	0.0	1
Eric Reid	8	7	1	1.0	6.0	0
Tre Boston	7	7	0	0.0	0.0	0

FIELD GOALS	FGA/FGM	PERCENT	RESULTS
Joey Slye	1-1	100.0	(41)
TOTAL	1-1	100.0	

SAN FRANCISCO 49ERS

PASSING	ATT	CP	YDS	SK/YD	TD	LG	INT	RTG
Jimmy Garoppolo	22	18	175	3/19	2	29	1	111.2
TOTAL	22	18	175	3/19	2	29	1	111.2

RUSHING	ATT	YDS	AVG	LG	TD
Tevin Coleman	11	105	9.5	48t	3
Raheem Mostert	9	60	6.7	41t	1
Matt Breida	11	35	3.2	17	0
Deebo Samuel	2	29	14.5	20t	1
Jeff Wilson Jr.	2	6	3.0	4	0
Nick Mullens	3	-3	-1.0	-1	0
TOTAL	38	232	6.1	48	5

RECEIVING	NO	YDS	AVG	LG	TD
George Kittle	6	86	14.3	29	0
Emmanuel Sanders	4	25	6.3	13	1
Deebo Samuel	3	19	6.3	9	0
Tevin Coleman	2	13	6.5	10t	1
Dante Pettis	1	5	5.0	5	0
Kendrick Bourne	1	12	12.0	12	0
Matt Breida	1	15	15.0	15	0
TOTAL	18	175	9.7	29	2

TOP DEFENSE	TOT	SOLO	AST	SCK	YDS	INT
Fred Warner	6	5	1	0.0	0.0	0
D.J. Jones	5	4	1	1.0	10.0	0
Richard Sherman	5	5	0	0.0	0.0	1

FIELD GOALS	FGA/FGM	PERCENT	RESULTS
Robbie Gould	1-1	100.0	(20)
TOTAL	1-1	100.0	

TEAM STATISTICS

First Downs	12	24
Total Net Yards	230	388
Rushes/Net Yards	19/130	38/232
Net Passing	100	156
Pass Attempts/Completions	37/19	22/18
Had Intercepted	3	1
Sacked/Yards Lost	7/58	3/19
Punts/Average	7/44.7	3/40.3
Penalties/Yards	9/70	4/31
Fumbles/Lost	1/0	0/0
Possession Time	26:59	33:01

2019 GAME SUMMARIES



20

WEEK 9

Tennessee Titans 20, Carolina Panthers 30

72,540 Bank of America Stadium Nov 3, 2019



30

Tennessee Titans	0	0	7	13	—	20
Carolina Panthers	0	17	7	6	—	30

SCORING DRIVES

TEAM	QTR	TIME	SCORING PLAY	TEN	CAR
Panthers	2	13:28	J.Slye 35 yd. Field Goal (11-51, 5:21)	0	4
Panthers	2	08:07	C.McCaffrey 7 yd. pass from K.Allen (J.Slye kick) (4-15, 1:42)	0	10
Panthers	2	00:58	C.Samuel 12 yd. pass from K.Allen (J.Slye kick) (12-90, 6:06)	0	17
Titans	3	10:11	D.Henry 8 yd. run (R.Succop kick) (8-67, 4:49)	7	17
Panthers	3	05:16	C.McCaffrey 1 yd. run (J.Slye kick) (9-70, 4:55)	7	24
Titans	4	14:14	D.Henry 23 yd. pass from R.Tannehill (R.Succop kick) (8-94, 3:06)	14	24
Panthers	4	10:23	C.McCaffrey 58 yd. run (kick blocked) (6-83, 3:51)	14	30
Titans	4	02:49	R.Tannehill 10 yd. run (pass failed) (10-61, 3:12)	20	30

TENNESSEE TITANS

OFFENSE		DEFENSE	
WR	84 C. Davis	DT	98 J. Simmons
WR	19 T. Sharpe	DL	90 D. Jones
G	76 R. Saffold III	OLB	44 K. Correa
C	75 J. Douglas	OLB	58 H. Landry III
TE	85 M. Pruitt	LB	55 J. Brown
TE	81 J. Smith	LB	54 R. Evans
T	78 J. Conklin	CB	21 M. Butler
T	77 T. Lewan	CB	25 A. Jackson
QB	17 R. Tannehill	CB	26 L. Ryan
RB	22 D. Henry	S	24 K. Vaccaro
		S	31 K. Byard

CAROLINA PANTHERS

OFFENSE		DEFENSE	
WR	12 D. Moore	DL	95 D. Poe
LT	65 D. Daley	DL	93 G. McCoy
LG	73 G. Van Roten	DL	92 V. Butler
C	61 M. Paradis	OLB	53 B. Burns
RG	70 T. Turner	LB	54 S. Thompson
RT	72 T. Moton	LB	59 L. Kuechly
TE	88 G. Olsen	OLB	55 B. Irvin
WR	10 C. Samuel	CB	24 J. Bradberry
QB	7 K. Allen	CB	26 D. Jackson
RB	22 C. McCaffrey	FS	33 T. Boston
TE	82 C. Manhertz	SS	35 E. Reid

TENNESSEE TITANS

PASSING	ATT	CP	YDS	SK/YD	TD	LG	INT	RTG
Ryan Tannehill	39	27	331	4/21	1	35	2	82.3
TOTAL	39	27	331	4/21	1	35	2	82.3

RUSHING	ATT	YDS	AVG	LG	TD
Derrick Henry	13	63	4.8	12	1
Ryan Tannehill	4	38	9.5	25	1
Dion Lewis	4	20	5.0	15	0
TOTAL	21	121	5.8	25	2

RECEIVING	NO	YDS	AVG	LG	TD
Dion Lewis	5	33	6.6	24	0
A.J. Brown	4	81	20.3	35	0
Adam Humphries	4	65	16.3	25	0
Corey Davis	4	48	12.0	18	0
Derrick Henry	3	36	12.0	23t	1
Jonnu Smith	3	18	6.0	7	0
Kalif Raymond	2	19	9.5	14	0
Tajae Sharpe	2	31	15.5	16	0
TOTAL	27	331	12.3	35	1

TOP DEFENSE	TOT	SOLO	AST	SCK	YDS	INT
Logan Ryan	10	3	7	0.0	0.0	0
Rashaan Evans	9	4	5	0.0	0.0	0
Harold Landry III	8	2	6	1.0	8.0	1

FIELD GOALS	FGA/FGM	PERCENT	RESULTS
Ryan Succop	3-0	0.0	43WL, 56SH, 44RU
TOTAL	3-0	0	

CAROLINA PANTHERS

PASSING	ATT	CP	YDS	SK/YD	TD	LG	INT	RTG
Kyle Allen	32	17	232	3/18	2	32	1	84.4
TOTAL	32	17	232	3/18	2	32	1	84.4

RUSHING	ATT	YDS	AVG	LG	TD
Christian McCaffrey	24	146	6.1	58t	2
Curtis Samuel	1	10	10.0	10	0
Reggie Bonnafon	3	6	2.0	4	0
Colin Jones	1	5	5.0	5	0
Kyle Allen	3	-4	-1.3	-1	0
Jarius Wright	1	-7	-7.0	-7	0
TOTAL	33	156	4.7	58	2

RECEIVING	NO	YDS	AVG	LG	TD
DJ Moore	7	101	14.4	32	0
Christian McCaffrey	3	20	6.7	10	1
Curtis Samuel	3	64	21.3	32	1
Greg Olsen	3	40	13.3	23	0
Reggie Bonnafon	1	7	7.0	7	0
TOTAL	17	232	13.6	32	2

TOP DEFENSE	TOT	SOLO	AST	SCK	YDS	INT
Eric Reid	11	9	2	1.0	0.0	0
Shaq Thompson	11	10	1	1.0	7.0	0
Ross Cockrell	8	5	3	0.0	0.0	0

FIELD GOALS	FGA/FGM	PERCENT	RESULTS
Joey Slye	2-1	50.0	(35) 49WL
TOTAL	2-1	50.0	

TEAM STATISTICS

	TITANS	PANTHERS
First Downs	24	22
Total Net Yards	431	370
Rushes/Net Yards	21/121	33/156
Net Passing	310	214
Pass Attempts/Completions	39/27	32/17
Had Intercepted	2	1
Sacked/Yards Lost	4/21	3/18
Punts/Average	3/46.3	4/38.8
Penalties/Yards	11/99	6/77
Fumbles/Lost	1/1	0/0
Possession Time	26:43	33:17

2019 GAME SUMMARIES



16

WEEK 10

Carolina Panthers 16, Green Bay Packers 24
78,090 Lambeau Field Nov 10, 2019



24

Carolina Panthers	7	3	0	6	—	16
Green Bay Packers	7	7	10	0	—	24

SCORING DRIVES

TEAM	QTR	TIME	SCORING PLAY	CAR	GB
Panthers	1	07:18	C.Samuel 2 yd. pass from K.Allen (J.Slye kick) (5-53, 2:34)	7	0
Packers	1	03:35	A.Jones 5 yd. run (M.Crosby kick) (7-75, 3:43)	7	7
Panthers	2	14:55	J.Slye 50 yd. Field Goal (8-43, 3:40)	10	8
Packers	2	09:20	A.Jones 1 yd. run (M.Crosby kick) (6-52, 3:20)	10	14
Packers	3	11:50	A.Jones 13 yd. run (M.Crosby kick) (5-75, 3:10)	10	21
Packers	3	01:21	M.Crosby 47 yd. Field Goal (11-51, 5:49)	10	24
Panthers	4	11:58	C.McCaffrey 3 yd. run (pass failed) (10-82, 4:23)	16	24

GREEN BAY PACKERS

OFFENSE		DEFENSE	
WR	17 D. Adams	DE	94 D. Lowry
TE	80 J. Graham	DE	95 T. Lancaster
TE	89 M. Lewis	LB	93 B. Goodson
LG	74 E. Jenkins	LB	50 B. Martinez
C	63 C. Linsley	LB	91 P. Smith
RT	69 D. Bakhtiari	LB	55 Z. Smith
RT	75 B. Bulaga	CB	23 J. Alexander
RG	77 B. Turner	CB	20 K. King
QB	12 A. Rodgers	S	31 A. Amos
RB	33 A. Jones	S	26 D. Savage

CAROLINA PANTHERS

OFFENSE		DEFENSE	
WR	12 D. Moore	DL	95 D. Poe
LT	65 D. Daley	DL	93 G. McCoy
LG	73 G. Van Roten	DL	92 V. Butler
C	61 M. Paradis	OLB	97 M. Addison
RG	70 T. Turner	LB	54 S. Thompson
RT	72 T. Moton	LB	59 L. Kuechly
TE	88 G. Olsen	OLB	55 B. Irvin
QB	7 K. Allen	CB	37 R. Cockrell
RB	22 C. McCaffrey	CB	26 D. Jackson
TE	82 C. Manhertz	FS	33 T. Boston
FB	40 A. Armah	SS	35 E. Reid

CAROLINA PANTHERS

PASSING	ATT	CP	YDS	SK/YD	TD	LG	INT	RTG
Kyle Allen	43	28	307	3/26	1	38	1	84.2
TOTAL	43	28	307	3/26	1	38	1	84.2

RUSHING	ATT	YDS	AVG	LG	TD
Christian McCaffrey	20	108	5.4	18	1
Kyle Allen	3	12	4.0	8	0
TOTAL	23	120	5.2	18	1

RECEIVING	NO	YDS	AVG	LG	TD
DJ Moore	9	120	13.3	38	0
Greg Olsen	8	98	12.3	18	0
Christian McCaffrey	6	33	5.5	11	0
Curtis Samuel	4	35	8.8	15	1
Jarius Wright	1	21	21.0	21	0
TOTAL	28	307	11.0	38	1

TOP DEFENSE	TOT	SOLO	AST	SCK	YDS	INT
Eric Reid	8	4	4	0.0	0.0	0
Ross Cockrell	6	4	2	0.0	0.0	0
Donte Jackson	5	5	0	0.0	0.0	0

FIELD GOALS	FGA/FGM	PERCENT	RESULTS
Joey Slye	1-1	100.0	(50)
TOTAL	1-1	100.0	

GREEN BAY PACKERS

PASSING	ATT	CP	YDS	SK/YD	TD	LG	INT	RTG
Aaron Rodgers	29	17	233	2/8	0	48	0	84.4
TOTAL	29	17	233	2/8	0	48	0	84.4

RUSHING	ATT	YDS	AVG	LG	TD
Aaron Jones	13	93	7.2	28	3
Jamaal Williams	13	63	4.8	16	0
Aaron Rodgers	1	7	7.0	7	0
TOTAL	27	163	6.0	28	3

RECEIVING	NO	YDS	AVG	LG	TD
Davante Adams	7	118	16.9	38	0
Allen Lazard	3	27	9.0	19	0
Geronimo Allison	3	6	2.0	4	0
Jake Kumerow	2	23	11.5	12	0
Jimmy Graham	2	59	29.5	48	0
TOTAL	17	233	13.7	48	0

TOP DEFENSE	TOT	SOLO	AST	SCK	YDS	INT
Preston Smith	9	7	2	2.0	18.0	0
Adrian Amos	7	3	4	0.0	0.0	0
Blake Martinez	7	6	1	0.0	0.0	0

FIELD GOALS	FGA/FGM	PERCENT	RESULTS
Mason Crosby	1-1	100.0	(47)
TOTAL	1-1	100.0	

TEAM STATISTICS

	PANTHERS	PACKERS
First Downs	26	23
Total Net Yards	401	388
Rushes/Net Yards	23/120	27/163
Net Passing	281	225
Pass Attempts/Completions	43/28	29/17
Had Intercepted	1	0
Sacked/Yards Lost	3/26	2/8
Punts/Average	3/40.7	4/35.3
Penalties/Yards	5/46	10/64
Fumbles/Lost	2/1	0/0
Possession Time	28:38	31:22

PANTHERS PACKERS

2019 GAME SUMMARIES



29

WEEK 11

Atlanta Falcons 29, Carolina Panthers 3

73,106 Bank of America Stadium Nov 17, 2019



3

Atlanta Falcons	10	10	6	3	—	29
Carolina Panthers	0	0	0	3	—	3

SCORING DRIVES

TEAM	QTR	TIME	SCORING PLAY	ATL	CAR
Falcons	1	11:39	Y.Koo 38 yd. Field Goal (8-55, 3:21)	4	0
Falcons	1	00:59	K.Barner 78 yd. punt return (Y.Koo kick)	10	0
Falcons	2	05:42	Y.Koo 23 yd. Field Goal (10-75, 5:00)	14	0
Falcons	2	01:34	Q.Ollison 2 yd. run (Y.Koo kick) (7-71, 1:23)	20	0
Falcons	3	06:40	C.Ridley 6 yd. pass from M.Ryan (pass failed) (10-53, 4:52)	26	0
Panthers	4	13:00	J.Slye 31 yd. Field Goal (12-78, 4:49)	26	3
Falcons	4	07:01	Y.Koo 29 yd. Field Goal (12-64, 5:59)	29	3

ATLANTA FALCONS					
OFFENSE			DEFENSE		
WR	11	J. Jones	DE	98	T. McKinley
WR	18	C. Ridley	DE	44	V. Beasley Jr.
G	68	J. Brown	DT	96	T. Davison
G	77	J. Carpenter	DT	97	G. Jarrett
C	51	A. Mack	LB	59	D. Campbell
TE	88	L. Stocker	LB	45	D. Jones
T	70	J. Matthews	CB	26	I. Oliver
T	76	K. McGary	CB	20	K. Sheffield
QB	2	M. Ryan	CB	21	D. Trufant
RB	23	B. Hill	S	37	R. Allen
FB	40	K. Smith	S	27	D. Kazee
CAROLINA PANTHERS					
OFFENSE			DEFENSE		
WR	12	D. Moore	DL	95	D. Poe
LT	74	G. Little	DL	93	G. McCoy
LG	73	G. Van Roten	DL	92	V. Butler
C	61	M. Paradis	OLB	97	M. Addison
RG	70	T. Turner	LB	54	S. Thompson
RT	72	T. Moton	LB	59	L. Kuechly
TE	88	G. Olsen	OLB	55	B. Irvin
WR	10	C. Samuel	CB	24	J. Bradberry
QB	7	K. Allen	CB	26	D. Jackson
RB	22	C. McCaffrey	FS	33	T. Boston
WR	17	J. Wright	SS	35	E. Reid

ATLANTA FALCONS

PASSING	ATT	CP	YDS	SK/YD	TD	LG	INT	RTG
Matt Ryan	31	21	311	3/19	1	48	0	111.1
Kenjon Barner	1	1	3	0/0	0	3	0	79.2
TOTAL	32	22	314	3/19	1	48	0	110.7

RUSHING	ATT	YDS	AVG	LG	TD
Brian Hill	15	30	2.0	11	0
Kenjon Barner	2	15	7.5	9	0
Qadree Ollison	4	11	2.8	3	1
Keith Smith	1	3	3.0	3	0
Matt Ryan	2	0	0.0	1	0
Matt Schaub	1	-1	-1.0	-1	0
Julio Jones	1	-4	-4.0	-4	0
TOTAL	26	54	2.1	11	1

RECEIVING	NO	YDS	AVG	LG	TD
Calvin Ridley	8	143	17.9	36	1
Julio Jones	6	91	15.2	48	0
Jaeden Graham	2	23	11.5	12	0
Justin Hardy	2	14	7.0	13	0
Russell Gage	2	32	16.0	18	0
Brian Hill	1	8	8.0	8	0
Christian Blake	1	3	3.0	3	0
TOTAL	22	314	14.3	48	1

TOP DEFENSE	TOT	SOLO	AST	SCK	YDS	INT
DeVondre Campbell	12	5	7	0.0	0.0	1
Deion Jones	8	4	4	0.0	0.0	0
Deshaun Watson	7	6	1	0.0	0.0	1

FIELD GOALS	FGA/FGM	PERCENT	RESULTS
Youngbow Koo	4-3	75.0	(38) 38WR (23, 29)
TOTAL	4-3	75.0	

CAROLINA PANTHERS

PASSING	ATT	CP	YDS	SK/YD	TD	LG	INT	RTG
Kyle Allen	50	31	325	5/55	0	31	4	47.5
TOTAL	50	31	325	5/55	0	31	4	47.5

RUSHING	ATT	YDS	AVG	LG	TD
Christian McCaffrey	14	70	5.0	18	0
Kyle Allen	1	7	7.0	7	0
TOTAL	15	77	5.1	18	0

RECEIVING	NO	YDS	AVG	LG	TD
Christian McCaffrey	11	121	11.0	23	0
DJ Moore	8	95	11.9	31	0
Greg Olsen	5	57	11.4	26	0
Curtis Samuel	4	25	6.3	14	0
Reggie Bonnafon	2	8	4.0	6	0
Jarius Wright	1	19	19.0	19	0
TOTAL	31	325	10.5	31	0

TOP DEFENSE	TOT	SOLO	AST	SCK	YDS	INT
Eric Reid	8	6	2	0.0	0.0	0
Luke Kuechly	8	4	4	0.0	0.0	0
Tre Boston	8	7	1	0.0	0.0	0

FIELD GOALS	FGA/FGM	PERCENT	RESULTS
Joey Slye	1-1	100.0	(31)
TOTAL	1-1	100.0	

TEAM STATISTICS

First Downs	20	17
Total Net Yards	349	347
Rushes/Net Yards	26/54	15/77
Net Passing	295	270
Pass Attempts/Completions	32/22	50/31
Had Intercepted	0	4
Sacked/Yards Lost	3/19	5/55
Punts/Average	3/42.3	4/46.8
Penalties/Yards	3/20	8/68
Fumbles/Lost	3/0	0/0
Possession Time	31:26	28:34

2019 GAME SUMMARIES



31

WEEK 12

Carolina Panthers 31, New Orleans Saints 34

73,068 Mercedes-Benz Superdome Nov 24, 2019



34

Carolina Panthers	6	9	9	7	—	31
New Orleans Saints	14	3	14	3	—	34

SCORING DRIVES

TEAM	QTR	TIME	SCORING PLAY	CAR	NO
Saints	1	10:39	L.Murray 26 yd. run (W.Lutz kick) (7-75, 4:21)	0	7
Saints	1	05:12	T.Smith 13 yd. pass from D.Brees (W.Lutz kick) (4-27, 1:30)	0	14
Panthers	1	03:08	D.Moore 51 yd. pass from K.Allen (kick failed, wr) (4-75, 2:04)	6	14
Saints	2	13:34	W.Lutz 41 yd. Field Goal (9-52, 4:34)	6	17
Panthers	2	08:09	J.Slye 41 yd. Field Goal (10-52, 5:25)	9	17
Panthers	2	00:00	C.McCaffrey 1 yd. pass from K.Allen (pass failed) (17-68, 6:30)	15	17
Saints	3	11:18	J.Cook 20 yd. pass from D.Brees (W.Lutz kick) (5-62, 2:40)	15	24
Panthers	3	08:36	J.Slye 52 yd. Field Goal (8-41, 2:42)	18	24
Saints	3	05:09	M.Thomas 3 yd. pass from D.Brees (W.Lutz kick) (6-75, 3:27)	18	31
Panthers	3	01:28	C.McCaffrey 4 yd. run (kick failed, wr) (7-71, 3:41)	24	31
Panthers	4	09:23	D.Moore 2 yd. pass from K.Allen (J.Slye kick) (6-50, 3:03)	31	31
Saints	4	00:00	W.Lutz 33 yd. Field Goal (11-65, 1:56)	31	34

NEW ORLEANS SAINTS					
OFFENSE			DEFENSE		
WR	10	T. Smith	DE	92	M. Davenport
G	67	L. Warford	DE	94	C. Jordan
G	62	N. Easton	DT	90	M. Brown
C	78	E. McCoy	DT	93	D. Onyemata
TE	87	J. Cook	LB	56	D. Davis
TE	89	J. Hill	LB	53	A. Klein
TE	86	J. Vander Laan	CB	25	E. Apple
T	72	T. Armstead	CB	26	P. Williams
T	71	R. Ramczyk	CB	22	C. Gardner-Johnson
QB	9	D. Brees	S	24	V. Bell
RB	28	L. Murray	S	43	M. Williams

CAROLINA PANTHERS					
OFFENSE			DEFENSE		
WR	12	D. Moore	DL	95	D. Poe
LT	74	G. Little	DL	93	G. McCoy
LG	73	G. Van Roten	DL	92	V. Butler
C	61	M. Paradis	OLB	97	M. Addison
RG	70	T. Turner	LB	54	S. Thompson
RT	72	T. Moton	LB	59	L. Kuechly
TE	88	G. Olsen	OLB	55	B. Irvin
WR	10	K. Samuel	CB	24	J. Bradberry
QB	7	K. Allen	CB	26	D. Jackson
RB	22	C. McCaffrey	FS	33	T. Boston
WR	17	J. Wright	SS	35	E. Reid

CAROLINA PANTHERS

PASSING	ATT	CP	YDS	SK/YD	TD	LG	INT	RTG
Kyle Allen	36	23	256	4/26	3	52	0	112.7
TOTAL	36	23	256	4/26	3	52	0	112.7

RUSHING	ATT	YDS	AVG	LG	TD
Christian McCaffrey	22	64	2.9	9	1
Curtis Samuel	4	40	10.0	13	0
Kyle Allen	1	9	9.0	9	0
DJ Moore	1	8	8.0	8	0
Alex Armah	1	0	0.0	0	0
TOTAL	29	121	4.2	13	1

RECEIVING	NO	YDS	AVG	LG	TD
Christian McCaffrey	9	69	7.7	23	1
DJ Moore	6	126	21.0	52	2
Greg Olsen	5	44	8.8	15	0
Curtis Samuel	1	9	9.0	9	0
Ian Thomas	1	4	4.0	4	0
Janius Wright	1	4	4.0	4	0
TOTAL	23	256	11.1	52	3

TOP DEFENSE	TOT	SOLO	AST	SCK	YDS	INT
Eric Reid	15	11	4	0.0	0.0	0
James Bradberry	7	6	1	0.0	0.0	0
Shaq Thompson	7	5	2	0.0	0.0	0

FIELD GOALS	FGA/FGM	PERCENT	RESULTS
Joey Slye	3-2	66.7	(41, 52) 28WR
TOTAL	3-2	66.7	

NEW ORLEANS SAINTS

PASSING	ATT	CP	YDS	SK/YD	TD	LG	INT	RTG
Drew Brees	39	30	311	2/11	3	30	1	114.4
TOTAL	39	30	311	2/11	3	30	1	114.4

RUSHING	ATT	YDS	AVG	LG	TD
Latavius Murray	7	64	9.1	26t	1
Alvin Kamara	11	54	4.9	30	0
TOTAL	18	118	6.6	30	1

RECEIVING	NO	YDS	AVG	LG	TD
Michael Thomas	10	101	10.1	24	1
Alvin Kamara	9	48	5.3	16	0
Jared Cook	6	99	16.5	21	1
Ted Ginn Jr.	2	38	19.0	30	0
Josh Hill	1	12	12.0	12	0
Taysom Hill	1	0	0.0	0	0
Tre'Quan Smith	1	13	13.0	13t	1
TOTAL	30	311	10.4	30	3

TOP DEFENSE	TOT	SOLO	AST	SCK	YDS	INT
Demario Davis	11	9	2	1.0	10.0	0
Vonn Bell	9	8	1	0.0	0.0	0
C.J. Gardner-Johnson	6	3	3	0.0	0.0	0

FIELD GOALS	FGA/FGM	PERCENT	RESULTS
Wil Lutz	2-2	100.0	(41, 33)
TOTAL	2-2	100.0	

TEAM STATISTICS

	PANTHERS	SAINTS
First Downs	26	23
Total Net Yards	351	418
Rushes/Net Yards	29/121	18/118
Net Passing	230	300
Pass Attempts/Completions	36/23	39/30
Had Intercepted	0	1
Sacked/Yards Lost	4/26	2/11
Punts/Average	3/42.0	3/49.3
Penalties/Yards	3/25	12/123
Fumbles/Lost	2/1	0/0
Possession Time	31:33	28:27

2019 GAME SUMMARIES



29

WEEK 13

Washington 29, Carolina Panthers 21

71,504 Bank of America Stadium Dec 1, 2019



21

Washington	3	9	3	14	—	29
Carolina Panthers	14	0	0	7	—	21

SCORING DRIVES

TEAM	QTR	TIME	SCORING PLAY	WAS	CAR
Panthers	1	10:39	C.Samuel 4 yd. pass from K.Allen (J.Slye kick) (8-75, 4:21)	0	7
Panthers	1	05:18	D.Moore 13 yd. pass from K.Allen (J.Slye kick) (6-55, 3:09)	0	14
Washington	1	03:09	D.Hopkins 25 yd. Field Goal (6-68, 2:09)	3	14
Washington	2	11:16	D.Hopkins 42 yd. Field Goal (9-41, 3:35)	6	14
Washington	2	04:33	D.Guice 1 yd. run (pass failed) (1-1, 0:03)	12	14
Washington	3	08:33	D.Hopkins 36 yd. Field Goal (11-57, 6:27)	16	14
Washington	4	09:09	D.Guice 1 yd. run (D.Hopkins kick) (7-67, 3:42)	22	14
Washington	4	04:26	A.Peterson 12 yd. run (D.Hopkins kick) (5-55, 3:04)	29	14
Panthers	4	01:51	K.Allen 17 yd. run (J.Slye kick) (12-75, 2:35)	29	21

WASHINGTON		CAROLINA PANTHERS	
OFFENSE		DEFENSE	
WR 13	K. Harmon	DL 93	J. Allen
WR 17	T. McLaurin	DL 98	M. Ioannidis
WR 14	T. Quinn	LB 52	R. Anderson
G 75	B. Scheff	LB 53	J. Bostic
C 73	C. Roullier	LB 57	C. Holcomb
TE 87	J. Sprinkle	LB 90	M. Sweat
T 77	E. Flowers Sr.	CB 23	Q. Dunbar
T 76	M. Moses	CB 31	F. Moreau
T 79	D. Penn	CB 25	J. Moreland
QB 7	D. Haskins	S 20	L. Collins
RB 26	A. Peterson	S 35	M. Nicholson
CAROLINA PANTHERS		DEFENSE	
WR 12	D. Moore	DL 92	V. Butler
LT 65	D. Daley	DL 93	G. McCoy
LG 60	D. Williams	DL 55	B. Irvin
C 61	M. Paradis	DL 97	M. Addison
RG 70	T. Turner	LB 54	S. Thompson
RT 72	T. Moton	LB 59	L. Kuechly
TE 88	G. Olsen	CB 24	J. Bradberry
WR 10	C. Samuel	CB 26	D. Jackson
QB 7	K. Allen	CB 37	R. Cockrell
RB 22	C. McCaffrey	FS 33	T. Boston
WR 17	J. Wright	SS 35	E. Reid

WASHINGTON

PASSING	ATT	CP	YDS	SK/YD	TD	LG	INT	RTG
Dwayne Haskins	25	13	147	5/33	0	26	0	69.9
TOTAL	25	13	147	5/33	0	26	0	69.9

RUSHING	ATT	YDS	AVG	LG	TD
Derrius Guice	10	129	12.9	60	2
Adrian Peterson	13	99	7.6	22	1
Chris Thompson	3	14	4.7	9	0
Dwayne Haskins	4	6	1.5	5	0
TOTAL	30	248	8.3	60	3

RECEIVING	NO	YDS	AVG	LG	TD
Kelvin Harmon	3	51	17.0	26	0
Steven Sims Sr.	3	29	9.7	14	0
Derrius Guice	2	8	4.0	4	0
Jeremy Sprinkle	2	36	18.0	23	0
Terry McLaurin	2	8	4.0	11	0
Chris Thompson	1	15	15.0	15	0
TOTAL	13	147	11.3	26	0

TOP DEFENSE	TOT	SOLO	AST	SCK	YDS	INT
Landon Collins	8	3	5	0.0	0.0	0
Jon Bostic	7	2	5	0.0	0.0	0
Ryan Anderson	6	2	4	0.0	0.0	0

FIELD GOALS	FGA/FGM	PERCENT	RESULTS
Dustin Hopkins	4-3	75.0	(25, 42) 49B (36)
TOTAL	4-3	75.0	

CAROLINA PANTHERS

PASSING	ATT	CP	YDS	SK/YD	TD	LG	INT	RTG
Kyle Allen	46	27	278	7/65	2	33	1	81.6
TOTAL	46	27	278	7/65	2	33	1	81.6

RUSHING	ATT	YDS	AVG	LG	TD
Christian McCaffrey	14	44	3.1	12	0
Kyle Allen	4	22	5.5	17t	1
Alex Armah	1	2	2.0	2	0
DJ Moore	1	-3	-3.0	-3	0
TOTAL	20	65	3.3	17	1

RECEIVING	NO	YDS	AVG	LG	TD
Christian McCaffrey	7	58	8.3	15	0
DJ Moore	6	75	12.5	21	1
Curtis Samuel	4	65	16.3	33	1
Ian Thomas	4	24	6.0	13	0
Greg Olsen	3	22	7.3	8	0
Jarius Wright	3	34	11.3	14	0
TOTAL	27	278	10.3	33	2

TOP DEFENSE	TOT	SOLO	AST	SCK	YDS	INT
Eric Reid	8	6	2	1.0	8.0	0
Shaq Thompson	8	4	4	0.0	0.0	0
Tre Boston	8	5	3	0.0	0.0	0

FIELD GOALS	FGA/FGM	PERCENT	RESULTS
No Field Goals			

TEAM STATISTICS

First Downs	20	22
Total Net Yards	362	278
Rushes/Net Yards	30/248	20/65
Net Passing	114	213
Pass Attempts/Completions	25/13	46/27
Had Intercepted	0	1
Sacked/Yards Lost	5/33	7/65
Punts/Average	5/58.0	8/42.3
Penalties/Yards	6/65	5/43
Fumbles/Lost	2/0	2/1
Possession Time	30:37	29:23

WASHINGTON PANTHERS

2019 GAME SUMMARIES



20

WEEK 14

Carolina Panthers 20, Atlanta Falcons 40

70,592 Mercedes-Benz Stadium Dec 8, 2019



40

Carolina Panthers	0	10	0	10	—	20
Atlanta Falcons	3	10	17	10	—	40

SCORING DRIVES

TEAM	QTR	TIME	SCORING PLAY	CAR	ATL
Falcons	1	02:47	Y.Koo 37 yd. Field Goal (13-55, 6:24)	0	3
Panthers	2	14:51	J.Slye 46 yd. Field Goal (9-47, 2:56)	3	4
Falcons	2	05:15	C.Ridley 15 yd. pass from M.Ryan (Y.Koo kick) (6-74, 2:03)	3	10
Panthers	2	01:05	I.Thomas 1 yd. pass from K.Allen (J.Slye kick) (9-87, 1:29)	10	10
Falcons	2	00:00	Y.Koo 35 yd. Field Goal (6-58, 1:05)	10	14
Falcons	3	11:08	D.Freeman 13 yd. run (Y.Koo kick) (5-46, 2:35)	10	20
Falcons	3	06:30	O.Zacchaeus 93 yd. pass from M.Ryan (Y.Koo kick) (3-95, 1:03)	10	27
Falcons	3	04:55	Y.Koo 29 yd. Field Goal (4-5, 1:27)	10	30
Falcons	4	11:40	Y.Koo 50 yd. Field Goal (7-17, 3:20)	10	33
Panthers	4	07:54	J.Slye 42 yd. Field Goal (7-51, 3:46)	13	34
Falcons	4	05:08	B.Hill 3 yd. run (Y.Koo kick) (6-42, 2:46)	13	40
Panthers	4	01:26	K.Allen 1 yd. run (J.Slye kick) (13-75, 3:42)	20	40

ATLANTA FALCONS					
OFFENSE			DEFENSE		
WR	83	R. Gage	DE	98	T. McKinley
WR	11	J. Jones	DE	44	V. Beasley Jr.
WR	18	C. Ridley	DT	96	T. Davison
G	71	W. Schwetzer	DT	97	G. Jarrett
G	63	C. Lindstrom	LB	59	D. Campbell
C	51	A. Mack	LB	45	D. Jones
TE	88	L. Stoker	CB	26	I. Oliver
T	70	J. Matthews	CB	20	K. Sheffield
T	76	K. McGary	CB	21	D. Trufant
QB	2	M. Ryan	S	37	R. Allen
RB	24	D. Freeman	S	27	D. Kazee
CAROLINA PANTHERS					
OFFENSE			DEFENSE		
WR	12	D. Moore	DL	92	V. Butler
LT	65	D. Daley	DL	93	G. McCoy
LG	60	D. Williams	DL	55	B. Irvin
C	61	M. Paradis	DL	97	M. Addison
RG	70	T. Turner	LB	54	S. Thompson
RT	72	T. Moton	LB	59	L. Kuechly
TE	80	I. Thomas	CB	24	J. Bradberry
WR	10	C. Samuel	CB	26	D. Jackson
QB	7	K. Allen	CB	37	R. Cockrell
RB	22	C. McCaffrey	FS	33	T. Boston
WR	17	J. Wright	SS	35	E. Reid

CAROLINA PANTHERS

PASSING	ATT	CP	YDS	SK/YD	TD	LG	INT	RTG
Kyle Allen	41	28	293	5/48	1	39	2	76.6
TOTAL	41	28	293	5/48	1	39	2	76.6

RUSHING	ATT	YDS	AVG	LG	TD
Christian McCaffrey	11	53	4.8	11	0
Kyle Allen	6	24	4.0	8	1
Curtis Samuel	3	17	5.7	13	0
Reggie Bonnafon	1	6	6.0	6	0
DJ Moore	1	0	0.0	0	0
TOTAL	22	100	4.5	13	1

RECEIVING	NO	YDS	AVG	LG	TD
Christian McCaffrey	11	82	7.5	13	0
Ian Thomas	5	57	11.4	19	1
DJ Moore	4	81	20.3	39	0
Jarius Wright	4	30	7.5	15	0
Curtis Samuel	2	25	12.5	13	0
Brandon Zylstra	1	7	7.0	7	0
Chris Manhertz	1	11	11.0	11	0
TOTAL	28	293	10.5	39	1

TOP DEFENSE	TOT	SOLO	AST	SCK	YDS	INT
Eric Reid	11	7	4	0.0	0.0	0
Luke Kuechly	11	8	3	0.0	0.0	0
Shaq Thompson	10	9	1	0.0	0.0	0

FIELD GOALS	FGA/FGM	PERCENT	RESULTS
Joey Slye	2-2	100.0	(46, 42)
TOTAL	2-2	100.0	

ATLANTA FALCONS

PASSING	ATT	CP	YDS	SK/YD	TD	LG	INT	RTG
Matt Ryan	34	20	313	1/11	2	93	0	109.1
TOTAL	34	20	313	1/11	2	93	0	109.1

RUSHING	ATT	YDS	AVG	LG	TD
Devonta Freeman	17	84	4.9	13t	1
Brian Hill	9	62	6.9	27	1
Matt Ryan	1	8	8.0	8	0
Qadree Ollison	4	6	1.5	3	0
Matt Schaub	1	-1	-1.0	-1	0
TOTAL	32	159	5.0	27	2

RECEIVING	NO	YDS	AVG	LG	TD
Calvin Ridley	5	76	15.2	18	1
Julio Jones	5	66	13.2	38	0
Devonta Freeman	4	10	2.5	11	0
Austin Hooper	2	32	16.0	18	0
Russell Gage	2	17	8.5	14	0
Justin Hardy	1	19	19.0	19	0
Olamide Zacchaeus	1	93	93.0	93t	1
TOTAL	20	313	15.7	93	2

TOP DEFENSE	TOT	SOLO	AST	SCK	YDS	INT
Foyesade Oluokun	10	6	4	0.0	0.0	0
De'Vondre Campbell	7	6	1	1.0	9.0	0
Ricardo Allen	6	5	1	0.0	0.0	0

FIELD GOALS	FGA/FGM	PERCENT	RESULTS
Youngbow Koo	4-4	100.0	(37, 35, 29, 50)
TOTAL	4-4	100.0	

TEAM STATISTICS

First Downs	27	22
Total Net Yards	345	461
Rushes/Net Yards	22/100	32/159
Net Passing	245	302
Pass Attempts/Completions	41/28	34/20
Had Intercepted	2	0
Sacked/Yards Lost	5/48	1/11
Punts/Average	4/46.3	4/44.3
Penalties/Yards	7/44	6/58
Fumbles/Lost	3/2	0/0
Possession Time	28:16	31:44

2019 GAME SUMMARIES



30

WEEK 15

Seattle Seahawks 30, Carolina Panthers 24

72,544 Bank of America Stadium Dec 15, 2019



24

Seattle Seahawks	13	7	3	7	—	30
Carolina Panthers	0	7	3	14	—	24

SCORING DRIVES

TEAM	QTR	TIME	SCORING PLAY	SEA	CAR
Seahawks	1	10:26	C.Carson 16 yd. run (kick failed, hru) (8-75, 4:34)	6	0
Seahawks	1	05:22	DK.Metcalf 19 yd. pass from R.Wilson (J.Myers kick) (8-80, 4:20)	13	0
Panthers	2	13:43	C.McCaffrey 1 yd. run (J.Slye kick) (12-75, 6:39)	13	7
Seahawks	2	10:09	T.Lockett 19 yd. pass from R.Wilson (J.Myers kick) (6-75, 3:34)	20	7
Panthers	3	11:35	J.Slye 52 yd. Field Goal (9-41, 3:25)	20	10
Seahawks	3	00:32	J.Myers 30 yd. Field Goal (4-9, 2:27)	24	10
Seahawks	4	07:18	C.Carson 6 yd. run (J.Myers kick) (11-82, 6:22)	30	10
Panthers	4	04:53	C.McCaffrey 15 yd. run (J.Slye kick) (9-75, 2:25)	30	17
Panthers	4	03:14	C.Samuel 5 yd. pass from K.Allen (J.Slye kick) (7-84, 1:11)	30	24

SEATTLE SEAHAWKS

OFFENSE	DEFENSE
WR 16 T. Lockett	DE 94 R. Green
WR 14 D. Metcalf	DE 99 Q. Jefferson
WR 10 J. Gordon	DT 97 P. Ford
T 76 D. Brown	DT 90 J. Reed
T 74 G. Fant	LB 57 C. Barton
G 78 D. Fluker	LB 54 B. Wagner
G 65 G. Hodi	LB 50 K. Wright
G 70 M. Iupati	CB 21 T. Flowers
C 53 J. Hunt	CB 36 A. King
QB 3 R. Wilson	SS 30 B. McDougald
RB 32 C. Carson	FS 37 Q. Diggs

CAROLINA PANTHERS

OFFENSE	DEFENSE
WR 12 D. Moore	DL 92 V. Butler
LT 65 D. Daley	DL 93 G. McCoy
LG 60 D. Williams	DL 55 B. Irvin
C 61 M. Paradis	DL 97 M. Addison
RG 70 T. Turner	LB 54 S. Thompson
RT 72 T. Moton	LB 59 L. Kuechly
TE 80 I. Thomas	CB 24 J. Bradberry
WR 10 C. Samuel	CB 26 D. Jackson
QB 7 K. Allen	CB 37 R. Cockrell
RB 22 C. McCaffrey	FS 33 T. Boston
WR 17 J. Wright	SS 35 E. Reid

SEATTLE SEAHAWKS

PASSING	ATT	CP	YDS	SK/YD	TD	LG	INT	RTG
Russell Wilson	26	20	286	2/12	2	58	0	137.7
Josh Gordon	1	0	0	0/0	0	0	1	0.0
TOTAL	27	20	286	2/12	2	58	1	117.2

RUSHING	ATT	YDS	AVG	LG	TD
Chris Carson	24	133	5.5	23	2
C.J. Prosise	5	15	3.0	7	0
Travis Homer	2	7	3.5	5	0
Russell Wilson	3	-1	-0.3	1	0
TOTAL	34	154	4.5	23	2

RECEIVING	NO	YDS	AVG	LG	TD
Tyler Lockett	8	120	15.0	44	1
Jacob Hollister	3	23	7.7	8	0
Malik Turner	3	26	8.7	15	0
DK Metcalf	2	36	18.0	19t	1
C.J. Prosise	1	10	10.0	10	0
Chris Carson	1	4	4.0	4	0
Jaron Brown	1	9	9.0	9	0
Josh Gordon	1	58	58.0	58	0
TOTAL	20	286	14.3	58	2

TOP DEFENSE	TOT	SOLO	AST	SCK	YDS	INT
Bobby Wagner	10	3	7	0.0	0.0	1
Cody Barton	10	3	7	0.0	0.0	0
Quandre Diggs	8	3	5	0.0	0.0	0

FIELD GOALS	FGA/FGM	PERCENT	RESULTS
Jason Myers	1-1	100.0	(30)
TOTAL	1-1	100.0	

CAROLINA PANTHERS

PASSING	ATT	CP	YDS	SK/YD	TD	LG	INT	RTG
Kyle Allen	41	25	277	1/8	1	22	3	58.7
Christian McCaffrey	1	0	0	0/0	0	0	0	39.6
TOTAL	42	25	277	1/8	1	22	3	57.3

RUSHING	ATT	YDS	AVG	LG	TD
Christian McCaffrey	19	87	4.6	15t	2
Kyle Allen	5	25	5.0	10	0
Curtis Samuel	4	23	5.8	7	0
DJ Moore	1	10	10.0	10	0
TOTAL	29	145	5.0	15	2

RECEIVING	NO	YDS	AVG	LG	TD
Christian McCaffrey	8	88	11.0	18	0
DJ Moore	8	113	14.1	22	0
Curtis Samuel	5	31	6.2	12	1
Ian Thomas	2	23	11.5	12	0
Chris Hogan	1	13	13.0	13	0
Jarius Wright	1	9	9.0	9	0
TOTAL	25	277	11.1	22	1

TOP DEFENSE	TOT	SOLO	AST	SCK	YDS	INT
Luke Kuechly	17	8	9	0.0	0.0	0
Eric Reid	6	6	0	0.0	0.0	0
Shaq Thompson	6	4	2	0.0	0.0	0

FIELD GOALS	FGA/FGM	PERCENT	RESULTS
Joey Slye	1-1	100.0	(52)
TOTAL	1-1	100.0	

TEAM STATISTICS

First Downs	21	28
Total Net Yards	428	414
Rushes/Net Yards	34/154	29/145
Net Passing	274	269
Pass Attempts/Completions	27/20	42/25
Had Intercepted	1	3
Sacked/Yards Lost	2/12	1/8
Punts/Average	4/41.3	4/45.8
Penalties/Yards	5/40	2/15
Fumbles/Lost	0/0	2/0
Possession Time	31:18	28:42

SEAHAWKS PANTHERS

2019 GAME SUMMARIES



6

WEEK 16

Carolina Panthers 6, Indianapolis Colts 38

61,845 Lucas Oil Stadium Dec 22, 2019



38

Carolina Panthers	0	3	3	0	—	6
Indianapolis Colts	14	7	3	14	—	38

SCORING DRIVES

TEAM	QTR	TIME	SCORING PLAY	CAR	IND
Colts	1	09:28	J.Brissett 1 yd. run (C.McLaughlin kick) (8-36, 4:19)	0	7
Colts	1	07:41	N.Hines 84 yd. punt return (C.McLaughlin kick)	0	14
Panthers	2	10:18	J.Slye 27 yd. Field Goal (12-61, 5:12)	3	15
Colts	2	05:14	M.Mack 2 yd. run (C.McLaughlin kick) (9-75, 5:04)	3	21
Colts	3	10:59	C.McLaughlin 35 yd. Field Goal (10-58, 4:01)	3	24
Panthers	3	04:16	J.Slye 50 yd. Field Goal (12-43, 6:43)	6	25
Colts	4	07:16	N.Hines 71 yd. punt return (C.McLaughlin kick)	6	31
Colts	4	03:10	J.Wilkins 1 yd. run (C.McLaughlin kick) (8-76, 3:34)	6	38

INDIANAPOLIS COLTS

OFFENSE	DEFENSE
LT 74 A. Castonzo	DE 50 J. Houston
LG 56 Q. Nelson	NT 90 G. Stewart
C 78 R. Kelly	UT 92 M. Hunt
RG 64 M. Glowinski	DE 93 J. Sheard
RT 72 B. Smith	WLB 53 D. Leonard
TE 84 J. Doyle	MLB 54 A. Walker
WR 13 T. Hilton	FS 29 M. Hooker
WR 83 M. Johnson	SS 26 C. Ceathers
WR 14 Z. Pascal	CB 35 P. Desir
QB 7 J. Brissett	CB 26 R. Ya-Sin
RB 25 M. Mack	CB 37 K. Willis

CAROLINA PANTHERS

OFFENSE	DEFENSE
WR 12 D. Moore	DL 92 V. Butler
LT 65 D. Daley	DL 93 G. McCoy
LG 60 D. Williams	DL 55 B. Irvin
C 61 M. Paradis	DL 97 M. Addison
RG 70 T. Turner	LB 56 J. Carter Jr.
RT 72 T. Moton	LB 59 L. Kuechly
TE 88 G. Olsen	CB 24 J. Bradberry
WR 10 C. Samuel	CB 37 R. Cockrell
QB 7 W. Grier	CB 23 J. Elliott
RB 22 C. McCaffrey	FS 33 T. Boston
WR 17 J. Wright	SS 35 E. Reid

CAROLINA PANTHERS

PASSING	ATT	CP	YDS	SK/YD	TD	LG	INT	RTG
Will Grier	44	27	224	5/37	0	28	3	46.0
Michael Palardy	1	1	12	0/0	0	12	0	116.7
TOTAL	45	28	236	5/37	0	28	3	48.0

RUSHING	ATT	YDS	AVG	LG	TD
Christian McCaffrey	13	54	4.2	14	0
Will Grier	4	17	4.3	11	0
Reggie Bonnafon	2	12	6.0	7	0
Curtis Samuel	2	4	2.0	3	0
TOTAL	21	87	4.1	14	0

RECEIVING	NO	YDS	AVG	LG	TD
Christian McCaffrey	15	119	7.9	13	0
Jan Thomas	3	16	5.3	7	0
Chris Hogan	2	16	8.0	9	0
Curtis Samuel	2	17	8.5	12	0
Greg Olsen	2	33	16.5	28	0
Brandon Zylstra	1	3	3.0	3	0
DJ Moore	1	1	1.0	1	0
DeAndrew White	1	12	12.0	12	0
Janius Wright	1	19	19.0	19	0
TOTAL	28	236	8.4	28	0

TOP DEFENSE	TOT	SOLO	AST	SCK	YDS	INT
Ross Cockrell	10	10	0	0.0	0.0	0
Luke Kuechly	7	6	1	0.0	0.0	0
Eric Reid	6	5	1	0.0	0.0	0

FIELD GOALS	FGA/FGM	PERCENT	RESULTS
Joey Slye	2-2	100.0	(27, 50)
TOTAL	2-2	100.0	

INDIANAPOLIS COLTS

PASSING	ATT	CP	YDS	SK/YD	TD	LG	INT	RTG
Jacoby Brissett	27	14	119	3/13	0	21	0	63.7
TOTAL	27	14	119	3/13	0	21	0	63.7

RUSHING	ATT	YDS	AVG	LG	TD
Marlon Mack	16	95	5.9	30	1
Jordan Wilkins	9	84	9.3	38	1
Jacoby Brissett	3	37	12.3	24	1
Nyheim Hines	1	4	4.0	4	0
Brian Hoyer	3	-2	-0.7	0	0
TOTAL	32	218	6.8	38	3

RECEIVING	NO	YDS	AVG	LG	TD
T.Y. Hilton	3	26	8.7	11	0
Jack Doyle	2	17	8.5	11	0
Marlon Mack	2	6	3.0	3	0
Dontrelle Inman	1	18	18.0	18	0
Jacoby Brissett	1	2	2.0	2	0
Marcus Johnson	1	2	2.0	2	0
Mo Alie-Cox	1	21	21.0	21	0
Nyheim Hines	1	2	2.0	2	0
Ross Travis	1	19	19.0	19	0
Zach Pascal	1	6	6.0	6	0
TOTAL	14	119	8.5	21	0

TOP DEFENSE	TOT	SOLO	AST	SCK	YDS	INT
Darius Leonard	11	5	6	0.0	0.0	0
Anthony Walker	10	8	2	1.0	0.0	1
Bobby Okereke	9	9	0	0.0	0.0	0

FIELD GOALS	FGA/FGM	PERCENT	RESULTS
Chase McLaughlin	1-1	100.0	(35)
TOTAL	1-1	100.0	

TEAM STATISTICS

First Downs	19	25
Total Net Yards	286	324
Rushes/Net Yards	21/87	32/218
Net Passing	199	106
Pass Attempts/Completions	45/28	27/14
Had Intercepted	3	0
Sacked/Yards Lost	5/37	3/13
Punts/Average	3/53.0	3/46.7
Penalties/Yards	6/46	0/0
Fumbles/Lost	0/0	0/0
Possession Time	32:21	27:39

PANTHERS

COLTS

2019 GAME SUMMARIES



42

WEEK 17

New Orleans Saints 42, Carolina Panthers 10

72,203 Bank of America Stadium Dec 29, 2019



10

New Orleans Saints	14	21	7	0	—	42
Carolina Panthers	0	3	7	0	—	10

SCORING DRIVES

TEAM	QTR	TIME	SCORING PLAY	NO	CAR
Saints	1	10:48	A.Kamara 15 yd. run (W.Lutz kick) (8-75, 4:12)	7	0
Saints	1	01:01	A.Kamara 1 yd. run (W.Lutz kick) (11-81, 6:21)	14	0
Saints	2	12:04	A.Klein 14 yd. interception return (W.Lutz kick)	21	0
Saints	2	06:27	T.Smith 1 yd. pass from D.Brees (W.Lutz kick) (9-65, 4:29)	28	0
Saints	2	02:11	J.Cook 21 yd. pass from D.Brees (W.Lutz kick) (4-74, 1:56)	35	0
Panthers	2	00:32	J.Slye 23 yd. Field Goal (11-70, 1:39)	36	3
Saints	3	04:24	T.Hill 45 yd. pass from D.Brees (W.Lutz kick) (8-75, 3:52)	42	3
Panthers	3	00:32	C.McCaffrey 1 yd. run (J.Slye kick) (9-75, 3:52)	42	10

NEW ORLEANS SAINTS			
OFFENSE		DEFENSE	
WR 10	T. Smith	DE 91	T. Hendrickson
WR 13	M. Thomas	DE 94	C. Jordan
G 67	L. Warford	DT 90	M. Brown
C 78	E. McCoy	DT 93	D. Onyemata
TE 89	J. Hill	LB 54	K. Alonso
T 72	T. Armstead	LB 56	D. Davis
T 71	R. Ramczyk	LB 53	A. Klein
QB 9	D. Brees	CB 23	M. Lattimore
QB 7	T. Hill	CB 20	J. Jenkins
RB 28	L. Murray	S 22	C. Gardner-Johnson
		S 26	P. Williams

CAROLINA PANTHERS			
OFFENSE		DEFENSE	
WR 15	C. Hogan	DL 77	K. Love
LT 65	D. Daley	DL 93	G. McCoy
LG 60	D. Williams	DL 55	B. Irvin
C 61	M. Paradis	DL 97	M. Addison
RG 70	T. Turner	LB 56	J. Carter Jr.
RT 72	T. Moton	LB 59	L. Kuechly
TE 88	G. Olsen	CB 24	J. Bradberry
WR 10	C. Samuel	CB 37	R. Cockrell
QB 7	W. Grier	CB 23	J. Elliott
RB 22	C. McCaffrey	FS 33	T. Boston
TE 82	C. Manhertz	SS 35	E. Reid

NEW ORLEANS SAINTS

PASSING	ATT	CP	YDS	SK/YD	TD	LG	INT	RTG
Drew Brees	30	19	253	0/0	3	45	0	123.3
Teddy Bridgewater	1	1	14	1/3	0	14	0	118.8
TOTAL	31	20	267	1/3	3	45	0	124.0

RUSHING	ATT	YDS	AVG	LG	TD
Lataavius Murray	17	61	3.6	13	0
Alvin Kamara	8	39	4.9	15t	2
Deonte Harris	2	13	6.5	7	0
Taysom Hill	2	4	2.0	2	0
Dwayne Washington	2	2	1.0	3	0
Drew Brees	1	-1	-1.0	-1	0
Teddy Bridgewater	3	-3	-1.0	-1	0
TOTAL	35	115	3.3	15	2

RECEIVING	NO	YDS	AVG	LG	TD
TreQuan Smith	5	56	11.2	32	1
Michael Thomas	4	37	9.3	14	0
Josh Hill	3	35	11.7	16	0
Alvin Kamara	2	18	9.0	15	0
Jared Cook	2	44	22.0	23	1
Lataavius Murray	1	14	14.0	14	0
Ricky Ortiz	1	8	8.0	8	0
Taysom Hill	1	45	45.0	45t	1
Ted Ginn Jr.	1	10	10.0	10	0
TOTAL	20	267	13.4	45	3

TOP DEFENSE	TOT	SOLO	AST	SCK	YDS	INT
A.J. Klein	6	5	1	0.0	0.0	1
Justin Hardee Sr.	6	6	0	0.0	0.0	0
Janoris Jenkins	5	5	0	0.0	0.0	1

FIELD GOALS	FGA/FGM	PERCENT	RESULTS
No Field Goals			

CAROLINA PANTHERS

PASSING	ATT	CP	YDS	SK/YD	TD	LG	INT	RTG
Kyle Allen	41	25	295	1/4	0	40	1	72.7
Will Grier	8	1	4	1/7	0	4	1	0.0
TOTAL	49	26	299	2/11	0	40	2	54.7

RUSHING	ATT	YDS	AVG	LG	TD
Christian McCaffrey	9	26	2.9	10	1
Kyle Allen	2	5	2.5	4	0
Will Grier	3	5	1.7	3	0
Reggie Bonnafon	2	3	1.5	2	0
Mike Davis	2	2	1.0	2	0
TOTAL	18	41	2.3	10	1

RECEIVING	NO	YDS	AVG	LG	TD
Christian McCaffrey	7	72	10.3	28	0
Brandon Zylstra	6	96	16.0	40	0
Chris Hogan	2	14	7.0	9	0
Curtis Samuel	2	13	6.5	11	0
DeAndrew White	2	31	15.5	18	0
Greg Olsen	2	12	6.0	9	0
Jarius Wright	2	10	5.0	6	0
Reggie Bonnafon	2	39	19.5	32	0
Ian Thomas	1	12	12.0	12	0
TOTAL	26	299	11.5	40	0

TOP DEFENSE	TOT	SOLO	AST	SCK	YDS	INT
Eric Reid	11	8	3	0.0	0.0	0
Jermaine Carter Jr.	10	7	3	0.0	0.0	0
Luke Kuechly	6	4	2	0.0	0.0	0

FIELD GOALS	FGA/FGM	PERCENT	RESULTS
Joey Slye	1-1	100.0	(23)
TOTAL	1-1	100.0	

TEAM STATISTICS

First Downs	25	16
Total Net Yards	379	329
Rushes/Net Yards	35/115	18/41
Net Passing	264	288
Pass Attempts/Completions	31/20	49/26
Had Intercepted	0	2
Sacked/Yards Lost	1/3	2/11
Punts/Average	6/47.2	7/49.6
Penalties/Yards	3/44	5/54
Fumbles/Lost	0/0	1/1
Possession Time	35:40	24:20

SAINTS PANTHERS

2019 ROSTER TRANSACTIONS

DATE	PLAYER	TRANSACTION	DATE	PLAYER	TRANSACTION
31-Dec	RB Reggie Bonafon	Reserve/Future signing	14-May	TE Tem. Hemmingway	Claimed off waivers (Denver)
31-Dec	LB Brandon Chubb	Reserve/Future signing	17-May	WR Aldrick Robinson	Free agent signing
31-Dec	DB Cole Luke	Reserve/Future signing	29-May	G Kofi Amichia	Free agent signing
31-Dec	DB Kai Nacua	Reserve/Future signing	29-May	G Landon Turner	Waived/non-football illness
31-Dec	DT Elijah Qualls	Reserve/Future signing	4-Jun	DT Gerald McCoy	Free agent signing
31-Dec	G Ian Silberman	Reserve/Future signing	4-Jun	WR Mose Frazier	Waived/injured (arm)
31-Dec	G Landon Turner	Reserve/Future signing	5-Jun	CB Javien Elliott	Free agent signing
31-Dec	WR DeAndrew White	Reserve/Future signing	5-Jun	G Brendan Mahon	Waived
31-Dec	LB Antwione Williams	Reserve/Future signing	5-Jun	WR Mose Frazier	Placed on injured reserve (arm)
31-Dec	T Isaiah Battle	Reserve/Future signing	12-Jun	WR Mose Frazier	Released from injured reserve/ injury settlement
31-Dec	DB Quin Blanding	Reserve/Future signing	24-Jul	WR Jaydon Mickens	Free agent signing
31-Dec	DT Woodrow Hamilton	Reserve/Future signing	24-Jul	G Norman Price	Free agent signing
31-Dec	WR Andre Levrone	Reserve/Future signing	24-Jul	DT Bijon Jackson	Free agent signing
31-Dec	DB Josh Thornton	Reserve/Future signing	24-Jul	RB Elijah Hood	Waived
14-Jan	LB Jonathan Celestin	Reserve/Future signing	24-Jul	DT Elijah Qualls	Waived (non-football injury)
23-Jan	DE Efe Obada	Extension signing	24-Jul	G Ian Silberman	Waived (non-football illness)
29-Jan	TE Chris Manhertz	Extension signing	1-Aug	LB Brandon Chubb	Waived/injured
11-Feb	S Eric Reid	Extension signing	1-Aug	G Dorian Johnson	Waived/injured
11-Feb	LB Ben Jacobs	Released	1-Aug	G Rishard Cook	Free agent signing
21-Feb	S Damian Parms	Extension signing	1-Aug	K Joey Slye	Free agent signing
25-Feb	RB Elijah Hood	Extension signing	1-Aug	S Tre Boston	Unrestricted free agent signing (ARI)
25-Feb	CB Captain Munnerlyn	Released	1-Aug	TE Ethan Wolf	Waived
5-Mar	LB Jared Norris	Extension signing	4-Aug	S Kai Nacua	Waived
6-Mar	DE Bryan Cox, Jr.	Tendered as restricted free agent	4-Aug	CB Ryan Pulley	Free agent signing
11-Mar	S Colin Jones	Extension signing	10-Aug	T Dillon Gordon	Placed on injured reserve (arm)
12-Mar	QB Taylor Heinicke	Extension signing	10-Aug	C John Yarbrough	Claimed off waivers (CLE)
14-Mar	CB Matt Paradis	Unrestricted free agent signing (DEN)	19-Aug	G Norman Price	Placed on injured reserve (ankle)
14-Mar	T Daryl Williams	Extension signing	19-Aug	LB Jonathan Celestin	Placed on injured reserve (hip)
14-Mar	T Matt Kalil	Released	19-Aug	G Tyler Catalina	Free agent signing
19-Mar	DE Bruce Irvin	Unrestricted free agent signing (ATL)	19-Aug	LB Brandon Bell	Free agent signing
26-Mar	T Dillon Gordon	Claimed off waivers (KC)	20-Aug	G Dorian Johnson	Waived/injured
28-Mar	RB Cam. Artis-Payne	Extension signing	28-Aug	G Norman Price	Waived/injured
8-Apr	TE Thomas Duarte	Free agent signing	28-Aug	DT Destiny Vaeao	Placed on injured reserve (quad)
8-Apr	DT TJ Barnes	Free agent signing	28-Aug	LB Jonathan Celestin	Waived/injured
8-Apr	T Brandon Greene	Free agent signing	28-Aug	LS Andrew DePaola	Free agent signing
8-Apr	WR Rashad Ross	Free agent signing	30-Aug	RB Cam. Artis-Payne	Released
8-Apr	DT Destiny Vaeao	Free agent signing	30-Aug	LS Andrew DePaola	Released
12-Apr	WR Chris Hogan	Unrestricted free agent signing (NE)	30-Aug	CB Lorenzo Doss	Released
15-Apr	DT Kyle Love	Free agent re-signing	30-Aug	QB Taylor Heinicke	Released
23-Apr	RB Jonathan Stewart	Signed one-day contract	30-Aug	WR Aldrick Robinson	Released
24-Apr	RB Jonathan Stewart	Placed on reserve/retired	30-Aug	G Kofi Amichia	Waived/injured
25-Apr	DE Brian Burns	Drafted (1)	30-Aug	S Damian Parms	Waived/injured
26-Apr	T Greg Little	Drafted (2)	30-Aug	K Graham Gano	Placed on injured reserve
26-Apr	QB Will Grier	Drafted (3)	30-Aug	G Kitt O'Brien	Placed on injured reserve
27-Apr	DE Christian Miller	Drafted (4)	30-Aug	LB Brandon Bell	Waived
27-Apr	RB Jordan Scarlett	Drafted (5)	30-Aug	C Tyler Catalina	Waived
27-Apr	G Dennis Daley	Drafted (6)	30-Aug	C Parker Collins	Waived
27-Apr	WR Terry Godwin	Drafted (7)	30-Aug	CB Corn Elder	Waived
30-Apr	TE Marcus Baugh	Free agent signing	30-Aug	DT Woodrow Hamilton	Waived
30-Apr	TE Cole Hunt	Free agent signing	30-Aug	G Taylor Hearn	Waived
6-May	T Isaiah Battle	Waived	30-Aug	TE Cole Hunt	Waived
6-May	S Da'Norris Searcy	Released	30-Aug	WR Damion Jeanpierre Jr.	Waived
10-May	S Corrian Ballard	Free agent signing	30-Aug	WR Andre Levrone	Waived
10-May	RB Elijah Holyfield	Free agent signing	30-Aug	WR Jaydon Mickens	Waived
10-May	WR Damion Jeanpierre Jr.	Free agent signing	30-Aug	CB Ryan Pulley	Waived
10-May	LB Jordan Kunaszyk	Free agent signing	30-Aug	WR Rashad Ross	Waived
13-May	TE Ethan Wolf	Free agent signing	30-Aug	TE Jason Vander Laan	Waived
13-May	TE Thomas Duarte	Free agent signing			

2019 ROSTER TRANSACTIONS

DATE	PLAYER	TRANSACTION	DATE	PLAYER	TRANSACTION
30-Aug	LB Antwone Williams	Waived	12-Nov	OL Garrett McGhin	Signed to practice squad
30-Aug	C John Yarbrough	Waived	12-Nov	T Matt Kaskey	Released from practice squad
31-Aug	S Corrian Ballard	Waived	13-Nov	WR Quadree Henderson	Released from practice squad
31-Aug	S Quin Blanding	Waived	13-Nov	WR Greg Dortch	Signed to practice squad
31-Aug	G Rishard Cook	Waived	25-Nov	S Rashaan Gaulden	Waived
31-Aug	DE Bryan Cox, Jr.	Waived	25-Nov	T Garrett McGhin	Signed to the active roster from the practice squad
31-Aug	WR Terry Godwin	Waived	25-Nov	K Greg Joseph	Signed to practice squad
31-Aug	TE Tem. Hemingway	Waived	27-Nov	DT Dontari Poe	Placed on injured reserve (quad)
31-Aug	DT Bijhon Jackson	Waived	27-Nov	G Greg Van Roten	Placed on injured reserve (foot)
31-Aug	CB Cole Luke	Waived	27-Nov	DT Woodrow Hamilton	Free agent signing
31-Aug	LB Jared Norris	Waived	27-Nov	DT Stacy McGee	Free agent signing
31-Aug	LB Sione Teuhema	Waived	29-Nov	RB Jordan Scarlett	Placed on injured reserve (knee/ankle)
31-Aug	CB Josh Thornton	Waived	29-Nov	C Brad Lundblade	Signed to the active roster from the practice squad
31-Aug	WR DeAndrew White	Waived	4-Dec	T Matt Kaskey	Signed to practice squad
31-Aug	TE Marcus Baugh	Waived/injured	5-Dec	C Brad Lundblade	Waived
1-Sep	WR Torrey Smith	Released	5-Dec	G Chris Reed	Claimed off waivers (MIA)
1-Sep	CB Kevon Seymour	Waived	6-Dec	WR Donte Moncrief	Waived
1-Sep	RB Elijah Holyfield	Waived	6-Dec	WR Greg Dortch	Signed to the active roster from the practice squad
1-Sep	S Natrell Jamerson	Claimed off waivers (GB)	10-Dec	WR Greg Dortch	Waived
1-Sep	WR Ray-Ray McCloud	Claimed off waivers (BUF)	11-Dec	LB Ramik Wilson	Free agent signing
1-Sep	WR Brandon Zylstra	Claimed off waivers (MIN)	11-Dec	WR Bobo Wilson	Signed to practice squad
24-Sep	G Brian Witzmann	Free agent signing	14-Dec	T Greg Little	Placed on injured reserve (ankle)
24-Sep	T Brandon Greene	Placed on injured reserve	14-Dec	WR Chris Hogan	Activated from injured reserve (knee)
24-Sep	G Kofi Amichia	Waived from injured reserve	18-Dec	K Greg Joseph	Signed by Tennessee Titans from practice squad
24-Sep	T Rishard Cook	Waived from practice squad	18-Dec	CB Andre Chachere	Signed by Arizona Cardinals from practice squad
24-Sep	T Matt Kaskey	Signed to practice squad	18-Dec	T Tyler Marz	Signed to practice squad
24-Sep	DT Destiny Vaeao	Waived from injured reserve	18-Dec	CB Dominique Hatfield	Signed to practice squad
1-Oct	DT Kawann Short	Placed on injured reserve	19-Dec	T Garrett McGhin	Placed on injured reserve (ankle)
1-Oct	DE Bryan Cox, Jr.	Signed to active roster from practice squad	19-Dec	CB TJ Green	Claimed off waivers (NO)
2-Oct	WR Chris Hogan	Placed on injured reserve	21-Dec	LB Ramik Wilson	Waived
2-Oct	WR Tyron Johnson	Signed to the practice squad	21-Dec	T Matt Kaskey	Signed to the active roster from the practice squad
2-Oct	OL Caleb Benenoch	Claimed off waivers (NE)	24-Dec	WR Damion Jeanpierre Jr.	Signed to practice squad
8-Oct	DT Bijhon Jackson	Placed on practice squad/injured list	30-Dec	S Quin Blanding	Signed to reserve future contract
8-Oct	DT Greg Gilmore	Signed to the practice squad	30-Dec	CB Dominique Hatfield	Signed to reserve future contract
15-Oct	WR Ray-Ray McCloud	Waived	30-Dec	TE Tem. Hemingway	Signed to reserve future contract
15-Oct	WR Tyron Johnson	Waived from practice squad	30-Dec	WR Damion Jeanpierre Jr.	Signed to reserve future contract
16-Oct	WR Greg Dortch	Signed to active roster from NYJ practice squad	30-Dec	T Tyler Marz	Signed to reserve future contract
21-Oct	CB Andre Chachere	Signed to practice squad	30-Dec	T Aaron Montairo	Signed to reserve future contract
22-Oct	DB Natrell Jamerson	Placed on injured reserve	30-Dec	LB Sione Teuhema	Signed to reserve future contract
22-Oct	WR DeAndrew White	Signed to active roster from practice squad	30-Dec	K Elliott Fry	Signed to reserve future contract
22-Oct	WR Braxton Miller	Signed to practice squad	30-Dec	RB Marcus Murphy	Signed to reserve future contract
22-Oct	OL Caleb Benenoch	Waived			
28-Oct	WR Braxton Miller	Placed on practice squad/injured list			
28-Oct	WR Quadree Henderson	Signed to practice squad			
2-Nov	WR Braxton Miller	Terminated from practice squad (injury settlement)			
4-Nov	WR Donte Moncrief	Claimed off waivers (PIT)			
5-Nov	QB Cam Newton	Placed on injured reserve (foot)			
6-Nov	DE Wes Horton	Free agent signing			
8-Nov	DE Bryan Cox, Jr.	Waived			
11-Nov	WR Greg Dortch	Waived			
11-Nov	RB Mike Davis	Claimed off waivers (CHI)			
12-Nov	CB Corn Elder	Signed to active roster from NYG practice squad			
12-Nov	G Bryan Witzmann	Waived			
12-Nov	T Aaron Montairo	Signed to practice squad			

RECORDS



**CAROLINA
PANTHERS**

RECORDS: REGULAR INDIVIDUAL

SERVICE

Most Games Played	
221	John Kasay, 1995-2010
182	Steve Smith, 2001-13
176	Thomas Davis, 2005-18
151	J.J. Jansen, 2009-19

Most Games Started	
167	Jordan Gross, 2003-13
161	Steve Smith, 2001-13
158	Thomas Davis, 2005-18

SCORING

POINTS

Most Points, Career	
1,482	John Kasay, 1995-2010 [351 FG, 429 PAT]
742	Graham Gano, 2012-19 [165 FG, 247 PAT]
454	Steve Smith, 2001-13 [75 TD; 67-P, 2-R, 6-RET, 2PT: 2-P]

Most Points, Season	
146	Graham Gano, 2015 [30 FG, 56 PAT]
145	John Kasay, 1996 [37 FG, 34 PAT]
130	John Kasay, 2008 [28 FG, 46 PAT]

Most Points, Game	
24	DeAngelo Williams at New York Giants 12/21/08 (4-R)
24	DeAngelo Williams at Green Bay 11/30/08 (4-R)
20	John Kasay, vs New Orleans 12/5/04 (6 FG, 2 PAT)

Most Consecutive Games, Scoring	
100	John Kasay, 2004-10
98	Graham Gano, 2012-18
29	John Kasay, 1998-99

TOUCHDOWNS

Most Touchdowns, Career	
75	Steve Smith, 2001-13 [67-P, 6-RET, 2-R]
58	Cam Newton, 2011-19 [58-R]
58	Jonathan Stewart, 2008-17 [51-R, 7-P]

Most Touchdowns, Season	
20	DeAngelo Williams, 2008 [18-R, 2-P]
19	Christian McCaffrey, 2019 [15-R, 2-P]
16	Muhsin Muhammad, 2004 [16-P]

Most Touchdowns, Game	
4	DeAngelo Williams, at New York Giants 12/21/08 (4 rush)
4	DeAngelo Williams, at Green Bay 11/30/08 (4 rush)
3	16x, most recently, Christian McCaffrey, vs Tennessee 11/3/19 [2 rec-1 rush]

Most Consecutive Games, Scoring Touchdown	
8	DeAngelo Williams, 2008
7	Christian McCaffrey, 2019
6	Patrick Jeffers, 1999

POINTS AFTER TOUCHDOWN (PATs)

Most PATs Attempted, Career	
438	John Kasay, 1995-2010
260	Graham Gano, 2012-19
45	Olindo Mare, 2011

Most PATs Attempted, Season	
59	Graham Gano, 2015
46	John Kasay, 2008 [28 FG, 46 PAT]
45	Olindo Mare, 2011

Most PATs Attempted, Game	
6	Graham Gano, vs Tampa Bay 11/4/18
	Graham Gano, vs Miami 11/13/17
	Graham Gano, at New Orleans 12/6/15
	Olindo Mare, vs Tampa Bay 12/24/11
	Shayne Graham, vs Cincinnati 12/8/02
	Richie Cunningham, vs New Orleans 12/00
	John Kasay, vs St. Louis 10/13/96

Most PATs Made, Career	
429	John Kasay, 1995-2010
247	Graham Gano, 2012-19
44	Olindo Mare, 2011

Most PATs Made, Season	
56	Graham Gano, 2015
46	John Kasay, 2008
44	Olindo Mare, 2011

Most PATs Made, Game	
6	Graham Gano, vs Tampa Bay 11/4/18
	Graham Gano, vs Miami 11/13/17
	Olindo Mare, vs Tampa Bay 12/24/11
	Shayne Graham, vs Cincinnati 12/8/02
	Richie Cunningham, vs New Orleans 12/00
	John Kasay, vs St. Louis 10/13/96

Most Consecutive PATs Made	
157	John Kasay, 2005-09
75	Graham Gano, 2014-15
69	John Kasay, 1998-99, 2001

Most PATs, Season (no misses)	
46	John Kasay, 2008
42	Graham Gano, 2013
34	Graham Gano, 2014

Most PATs, Game (no misses)	
6	Graham Gano, vs Tampa Bay 11/4/18
	Graham Gano, vs Miami 11/13/17
	Olindo Mare, vs Tampa Bay 12/24/11
	Shayne Graham, vs Cincinnati 12/8/02
	Richie Cunningham, vs New Orleans 12/00
	John Kasay, vs St. Louis 10/13/96

TWO-POINT CONVERSIONS

Most Two-Point Conversions, Career	
2	Cam Newton, 2011-19
	Greg Olsen, 2011-19
	Steve Smith, 2001-13
	DeAngelo Williams, 2006-14
	Muhsin Muhammad, 1996-2004, 2008-09
	Kerry Collins, 1995-1998

Most Two-Point Conversions, Season	
1	24x, most recently, Christian McCaffrey, 2019

Most Two-Point Conversions, Game	
1	24x, most recently, Christian McCaffrey, at San Francisco, 10/27/19

FIELD GOALS

Most Field Goals Attempted, Career	
424	John Kasay, 1995-2010
193	Graham Gano, 2012-19
32	Joey Slye, 2019

Most Field Goals Attempted, Season	
45	John Kasay, 1996
38	Graham Gano, 2016
	John Kasay, 2003

Most Field Goals Attempted, Game	
6	John Kasay, at New Orleans 12/5/04
	John Kasay, at San Francisco 11/8/98
5	16x, most recently, Joey Slye, at Tampa Bay 10/13/19

Most Field Goals Made, Career	
351	John Kasay, 1995-2010
165	Graham Gano, 2012-19
26	Joe Nedney, 2000

Most Field Goals, Season	
37	John Kasay, 1996
32	John Kasay, 2003
30	2x, Graham Gano, 2015 and 2016

Most Field Goals, Game	
6	John Kasay, at New Orleans 12/5/04
5	3x, most recently, Justin Medlock, at Chicago 10/28/12

Most Field Goals, One Quarter	
3	Graham Gano, vs San Francisco 9/18/16 (4th)
	Graham Gano, at Buffalo 9/15/13 (4th)
	Graham Gano, vs Atlanta 12/9/12 (2nd)
	John Kasay, at San Diego 9/7/08 (2nd)
	Joe Nedney, vs St. Louis 12/3/00 (4th)
	John Kasay, at Atlanta 9/7/97 (4th)

Most Consecutive Games, Scoring Field Goals	
19	John Kasay, 2007-08
15	Graham Gano, 2016-17
	John Kasay, 1996-97
13	John Kasay, 2005-06

Most Consecutive Field Goals	
28	Graham Gano, 2017-18
21	John Kasay, 2008, 2003
20	Graham Gano, 2014-15

Longest Field Goal	
63	Graham Gano, vs New York Giants 10/7/18
56	John Kasay, vs Green Bay 9/27/98
55	Joey Slye, at Houston 9/29/19
	Graham Gano, vs Atlanta 11/3/13
	John Kasay, vs San Francisco 10/24/10

Longest Field Goal, Attempted	
65	John Kasay, vs Dallas 10/28/06 [S]
63	Graham Gano, vs New York Giants 10/7/18
	Graham Gano, vs Atlanta 11/6/14 [Bk]
62	John Kasay, at Arizona 10/9/05 [WL]

Highest Field Goal Percentage, Career (Min 25 att)	
92.85	Joe Nedney, 2000 [28-26]
85.49	Graham Gano, 2012-19 [193-165]
82.78	John Kasay, 1995-2010 [424-351]

Highest Field Goal Percentage, Season (Min 1 att per game)	
96.67	Graham Gano, 2017 [29-30]
92.85	Joe Nedney, 2000 [28-26]
90.32	John Kasay, 2008 [31-28]

Most Field Goals, No Misses, Game	
6	John Kasay, at New Orleans 12/5/04
5	3x, most recently, Justin Medlock, at Chicago 10/28/12

Most Field Goal Attempts, 50 or More Yards, Career	
68	John Kasay, 1995-2010
26	Graham Gano, 2012-2018
11	Joey Slye, 2019

Most Field Goals Made, 50 or More Yards, Career	
34	John Kasay, 1995-2010
16	Graham Gano, 2012-19
8	Joey Slye, 2019

Most Field Goals Made, 50 or More Yards, Season	
8	Joey Slye, 2019
6	Graham Gano, 2013
4	2x, John Kasay, 2006, 1998

RECORDS: REGULAR INDIVIDUAL

Most Field Goals Made, 50 or More Yards, Game

2	Joey Slye, vs Tampa Bay 9/12/19 (54, 51)
	John Kasay, vs Tampa Bay 9/24/06 (51, 50)
	John Kasay, vs New England 9/18/05 (51, 52)
	John Kasay, at New Orleans 9/8/96 (51, 51)

RUSHING

RUSHING ATTEMPTS

Most Rushing Attempts, Career

1,699	Jonathan Stewart, 2008-17
1,432	DeAngelo Williams, 2006-14
929	Cam Newton, 2011-19

Most Rushing Attempts, Season

318	Stephen Davis, 2003
300	Anthony Johnson, 1996
287	Christian McCaffrey, 2019

Most Rushing Attempts, Rookie, Season

184	Jonathan Stewart, 2008
182	Fred Lane, 1997
126	Cam Newton, 2011

Most Rushing Attempts, Game

36	Nick Goings, at New Orleans 12/5/04
35	Fred Lane, vs New Orleans 11/1/98
34	Fred Lane, vs Dallas 12/8/97

RUSHING YARDS

Most Rushing Yards, Career

7,318	Jonathan Stewart, 2008-17
6,846	DeAngelo Williams, 2006-14
4,806	Cam Newton, 2011-19

Most Rushing Yards, Season

1,515	DeAngelo Williams, 2008
1,444	Stephen Davis, 2003
1,387	Christian McCaffrey, 2019

Most Rushing Yards, Rookie, Season

836	Jonathan Stewart, 2008
809	Fred Lane, 1997
706	Cam Newton, 2011

Most Rushing Yards, Game

210	DeAngelo Williams, at New Orleans 12/30/12
206	Jonathan Stewart, at New York Giants 12/27/09
186	DeAngelo Williams, vs Tampa Bay 12/8/08

Most Games, 100 or More Rushing Yards, Career

18	DeAngelo Williams, 2006-14
16	Jonathan Stewart, 2008-17
10	Christian McCaffrey, 2017-19

Most Games, 100 or More Rushing Yards, Season

8	DeAngelo Williams, 2008
7	Stephen Davis, 2003
6	Christian McCaffrey, 2019

Most Consecutive Games, 100 or More Rushing Yards

4	DeAngelo Williams, 2008
	Nick Goings, 2004
	Stephen Davis, 2003
3	4x, most recently, Christian McCaffrey, 2019

Longest Run From Scrimmage

84	Christian McCaffrey, vs Jacksonville 10/6/19
77	DeAngelo Williams, at Arizona 11/1/09
76	Christian McCaffrey, at Arizona 9/22/19

AVERAGE RUSHING GAIN

Highest Average Rushing Gain, Career (min 100 att)

5.15	Cam Newton, 2011-2019 (929-4,806)
4.78	DeAngelo Williams, 2006-2014 (1,432-6,846)
4.69	Christian McCaffrey, 2017-2019 (623-2,920)

Highest Average Rushing Gain, Season (min 100 att)

5.83	Cam Newton, 2012 (127-741)
5.6	Cam Newton, 2011 (126-706)
5.55	DeAngelo Williams, 2008 (273-1,515)

Highest Average Rushing Gain, Game (min 10 att)

12.1	DeAngelo Williams, at Arizona 10/14/07 (10-121)
11.83	Tshimanga Biakabutuka, at Washington 10/3/99 (12-142)
10.6	Christian McCaffrey, at Tampa Bay 12/2/18 (10-106)

RUSHING TOUCHDOWNS

Most Rushing Touchdowns, Career

58	Cam Newton, 2011-2018
51	Jonathan Stewart, 2008-2017
46	DeAngelo Williams, 2006-2014

Most Rushing Touchdowns, Season

18	DeAngelo Williams, 2008
15	Christian McCaffrey, 2019
14	Cam Newton, 2011

Most Rushing Touchdowns, Rookie, Season

14	Cam Newton, 2011
10	Jonathan Stewart, 2008
7	Fred Lane, 1997

Most Rushing Touchdowns, Game

4	DeAngelo Williams, at New York Giants 12/21/08
	DeAngelo Williams, at Green Bay 11/30/08
3	7x, most recently, Jonathan Stewart, vs. Minnesota 12/10/17

Most Consecutive Games Rushing For Touchdown

8	DeAngelo Williams, 2008
7	Christian McCaffrey, 2019
4	Cam Newton, 2011

PASSING

PASS ATTEMPTS

Most Pass Attempts, Career

3,980	Cam Newton, 2011-19
2,669	Jake Delhomme, 2003-09
1,723	Steve Beuerlein, 1996-2000

Most Pass Attempts, Season

571	Steve Beuerlein, 1999
540	Chris Weinke, 2001
533	2x, most recently, Jake Delhomme, 2004

Most Pass Attempts, Rookie, Season

540	Chris Weinke, 2001
517	Cam Newton, 2011
433	Kerry Collins, 1995

Most Pass Attempts, Game

63	Chris Weinke, vs Arizona 12/30/01
61	Chris Weinke, vs New York Giants 12/10/06
53	Taylor Heinicke, vs Atlanta 12/23/18
	Kerry Collins, vs Green Bay 9/27/98

COMPLETIONS

Most Completions, Career

2,371	Cam Newton, 2011-2019
1,580	Jake Delhomme, 2003-2009
1,041	Steve Beuerlein, 1996-2000

Most Completions, Season

343	Steve Beuerlein, 1999
324	Steve Beuerlein, 2000
320	Cam Newton, 2018

Most Completions, Rookie, Season

310	Cam Newton, 2011
293	Chris Weinke, 2001
214	Kerry Collins, 1995

Most Completions, Game

36	Chris Weinke, vs Arizona 12/30/01
34	Chris Weinke, vs New York Giants 12/10/06
33	Taylor Heinicke, vs Atlanta 12/23/18

Most Consecutive Passes Completed

16	Cam Newton, at Detroit 11/18/18 (2) and vs Seattle 11/25/18 (14)
15	Steve Beuerlein, vs Philadelphia 11/7/99 (6) and at St. Louis 11/14/99 (9)
14	Steve Beuerlein, at Dallas 10/11/98 (12) and vs St. Louis 12/20/97 (2)

COMPLETION PERCENTAGE

Highest Completion Percentage, Career (min 200 att)

62.12	Kyle Allen, 2018-19 (520-323)
60.41	Steve Beuerlein, 1996-2000 (1,723-1,041)
59.57	Cam Newton, 2011-2018 (3,980-2,371)

Highest Completion Percentage, Season (Qualifiers)

62.97	Steve Beuerlein, 1998 (343-216)
62.12	Kyle Allen, 2019 (520-323)
61.73	Cam Newton, 2013 (473-292)

Highest Completion Percentage, Rookie, Season

59.96	Cam Newton, 2011 (517-310)
56.75	Matt Moore, 2007 (111-43)
54.26	Chris Weinke, 2001 (540-293)

Highest Completion Percentage, Game (min 20 att)

85.19	Jake Delhomme, at New Orleans 12/31/06 (27-23)
84.00	Cam Newton, at Tennessee 11/15/15 (25-21)
83.33	Cam Newton, vs Seattle 11/25/18 (30-25)

PASSING YARDS

Most Passing Yards, Career

29,041	Cam Newton, 2011-19
19,258	Jake Delhomme, 2003-09
12,690	Steve Beuerlein, 1996-2000

Most Passing Yards, Season

4,436	Steve Beuerlein, 1999
4,051	Cam Newton, 2011
3,886	Jake Delhomme, 2004

Most Passing Yards, Rookie, Season

4,051	Cam Newton, 2011
2,931	Chris Weinke, 2001
2,717	Kerry Collins, 1995

Most Passing Yards, Game

432	Cam Newton, vs Green Bay 9/18/11
423	Chris Weinke, vs New York Giants 12/10/06
422	Cam Newton, at Arizona 9/11/11

Most Games, 300 or More Passing Yards, Career

20	Cam Newton, 2011-2018
11	Jake Delhomme, 2003-2009
8	Steve Beuerlein, 1996-2000

Longest Pass Completion

91	Cam Newton (to Brandon Lafell), vs Tampa Bay 12/24/11 (TD)
89	Kerry Collins (to Willie Green), vs Atlanta 12/17/95 (TD)
88	Cam Newton (to Ted Ginn, Jr.), vs Oakland 11/27/16 (TD)
	Brian St. Pierre (to David Gettis), vs Baltimore 11/21/10 (TD)
	Steve Beuerlein (to Patrick Jeffers), at Pittsburgh 12/26/99 (TD)

AVERAGE PASSING GAIN

Highest Average Passing Gain, Career (min 1,500 att)

7.37	Steve Beuerlein, 1996-2000 (1,723-12,690)
7.30	Cam Newton, 2011-19 (3,980-29,041)
7.22	Jake Delhomme, 2003-09 (2,669-19,258)

RECORDS: REGULAR INDIVIDUAL

Highest Average Passing Gain, Season (Qualifiers)

7.98	Cam Newton, 2012 (485-3.869)
7.94	Jake Delhomme, 2008 (414-3.288)
7.86	Jake Delhomme, 2005 (435-3.421)

Highest Average Passing Gain, Rookie, Season (Qualifiers)

7.84	Cam Newton, 2011 (517-4.051)
6.58	Matt Moore, 2007 (163-7.30)
6.27	Kerry Collins, 1995 (214-2.717)

Highest Average Passing Gain, Game (min 20 att)

12.85	Cam Newton, vs New Orleans 9/16/12 (20-253)
12.62	Cam Newton, vs Atlanta 12/13/15 (21-265)
12.5	Jake Delhomme, at New Orleans 12/28/08 (20-250)

TOUCHDOWN PASSES

Most Touchdown Passes, Career

182	Cam Newton, 2011-19
120	Jake Delhomme, 2003-09
86	Steve Beuerlein, 1996-2000

Most Touchdown Passes, Season

36	Steve Beuerlein, 1999
35	Cam Newton, 2015
29	Jake Delhomme, 2004

Most Touchdown Passes, Game

5	4x, most recently, Cam Newton, at New York Giants 12/20/15
4	7x, most recently, Kyle Allen, at Arizona 9/22/19

Most Consecutive Games, Touchdown Passes

11	Cam Newton, 2018
10	Cam Newton, 2015
	Jake Delhomme, 2004
9	Cam Newton, 2016
	Steve Beuerlein, 1999

HIGHEST PERCENTAGE, TOUCHDOWN PASSES

Highest %, Touchdown Passes, Career (min 1,500 att)

4.99	Steve Beuerlein, 1996-2000 (1,723-46)
4.57	Cam Newton, 2011-19 (3,980-182)
4.50	Jake Delhomme, 2003-09 (2,669-120)

Highest %, Touchdown Passes, Season (Qualifiers)

7.10	Cam Newton, 2015 (495-35)
6.30	Steve Beuerlein, 1999 (571-36)
5.52	Jake Delhomme, 2005 (435-24)

Highest %, Touchdown Passes, Rookie, Season (Qualifiers)

4.06	Cam Newton, 2011 (517-21)
3.23	Kerry Collins, 1995 (433-14)
2.70	Matt Moore, 2007 (111-3)

PASSES HAD INTERCEPTED

Most Passes Had Intercepted, Career

108	Cam Newton, 2011-19
89	Jake Delhomme, 2003-09
54	Kerry Collins, 1995-1998

Most Passes Had Intercepted, Season

21	Kerry Collins, 1997
19	Chris Weinke, 2001
	Kerry Collins, 1995

Most Consecutive Pass Attempts, None Intercepted

176	Cam Newton, 2012
159	Kyle Allen, 2018-19
150	Jake Delhomme, 2006

Most Passes Had Intercepted, Game

4	12x, most recently, Kyle Allen, vs Atlanta 11/17/19
---	---

Most Attempts, No Interceptions, Game

51	Chris Weinke, vs St. Louis 12/23/01
50	Jake Delhomme, vs New Orleans 1/2/05
49	Jake Delhomme, vs Tennessee 10/19/03

LOWEST PERCENTAGE, PASSES HAD INTERCEPTED

Lowest %, Passes Had Intercepted, Career (min 1,500 att)

2.71	Cam Newton, 2011-19 (3,980-108)
2.90	Steve Beuerlein, 1996-2000 (1,723-50)
3.33	Jake Delhomme, 2003-09 (2,669-89)

Lowest %, Passes Had Intercepted, Season (Qualifiers)

2.02	Cam Newton, 2015 (495-10)
2.47	Cam Newton, 2012 (485-12)
	Kerry Collins, 1996 (364-9)

Lowest %, Passes Had Intercepted, Rookie, Season (Qualifiers)

2.55	Jake Delhomme, 2006 (431-11)
2.70	Matt Moore, 2007 (111-3)
3.01	Jimmy Clausen, 2010 (299-9)
3.29	Cam Newton, 2011 (517-17)

RECEIVING

Most Receptions, Career

836	Steve Smith, 2001-13
696	Muhsin Muhammad, 1996-2004, 2008-09
524	Greg Olsen, 2011-19

Most Receptions, Season

116	Christian McCaffrey, 2019
107	Christian McCaffrey, 2018
103	Steve Smith, 2005

Most Receptions, Rookie, Season

80	Christian McCaffrey, 2017
73	Kelvin Benjamin, 2014
55	DJ Moore, 2018

Most Receptions, Game

15	Christian McCaffrey, at Indianapolis 12/22/19
14	Christian McCaffrey, at Atlanta 9/16/18
	Steve Smith, at Chicago 11/20/05

Most Consecutive Games, Pass Reception

106	Steve Smith, 2006-2013
83	Greg Olsen, 2012-2017
70	Wesley Walls, 1996-2001

RECEIVING YARDS

Most Receiving Yards, Career

12,197	Steve Smith, 2001-13
9,255	Muhsin Muhammad, 1996-2004, 2008-09
6,463	Greg Olsen, 2011-19

Most Receiving Yards, Season

1,563	Steve Smith, 2005
1,421	Steve Smith, 2008
1,405	Muhsin Muhammad, 2004

Most Receiving Yards, Rookie, Season

1,008	Kelvin Benjamin, 2014
788	DJ Moore, 2018
754	Keary Colbert, 2004

Most Receiving Yards, Game

201	Steve Smith, vs Minnesota 10/30/05
192	Muhsin Muhammad, at New Orleans 9/13/98
189	2x, most recently, Steve Smith, at Baltimore 10/15/06

Most Games, 100 or More Yards Receiving, Career

43	Steve Smith, 2001-13
27	Muhsin Muhammad, 1996-2004, 2008-09
11	Greg Olsen, 2011-19

Most Games, 100 or More Yards Receiving, Season

9	Steve Smith, 2005
8	Steve Smith, 2008
7	Muhsin Muhammad, 2004

Most Consecutive Games, 100 or More Yards Receiving

5	Patrick Jeffers, 1999
4	Steve Smith, 2008
	Steve Smith, 2005

Longest Pass Reception

91	Brandon LaFell, vs Tampa Bay 12/24/11 (TD)
89	Willie Green, vs Atlanta 12/17/95 (TD)
88	Ted Ginn, Jr., at Oakland 11/27/16 (TD)
	David Gettis, vs Baltimore 11/21/10 (TD)
	Patrick Jeffers, at Pittsburgh 12/26/99 (TD)

AVERAGE PER RECEPTION

Highest Average Per Reception, Career (min 100 rec)

15.28	Ted Ginn, Jr., 2013, 2015-2016 (134-2,047)
14.59	Steve Smith, 2001-2013 (836-12,197)
14.47	Mark Carrier, 1995-1998 (176-2,547)

Highest Average Per Reception, Season (min 50 rec)

18.22	Steve Smith, 2008 (78-1,421)
17.65	Steve Smith, 2011 (79-1,394)
17.17	Patrick Jeffers, 1999 (63-1,082)

Highest Average Per Reception, Game (min 3 rec)

44.33	Ricky Proehl, vs Tampa Bay 11/9/03 (3-133)
36.75	Willie Green, vs Atlanta 12/17/95 (4-147)
35.00	Ed Dickson, at Atlanta 10/8/17 (5-175)

TOUCHDOWN RECEPTIONS

Most Touchdown Receptions, Career

67	Steve Smith, 2001-2013
50	Muhsin Muhammad, 1996-2004, 2008-2009
44	Wesley Walls, 1996-2002

Most Touchdown Receptions, Season

16	Muhsin Muhammad, 2004
12	Steve Smith, 2005
	Patrick Jeffers, 1999

Most Touchdown Receptions, Game

10	Ted Ginn, Jr., 2015
	Wesley Walls, 1996

Most Touchdown Receptions, Rookie, Season

9	Kelvin Benjamin, 2014
5	Christian McCaffrey, 2017
	Devin Funchess, 2015

Most Touchdown Receptions, Game

4	Keary Colbert, 2004
	Rae Carruth, 1997

Most Touchdown Receptions, Season

3	Steve Smith, vs Houston 9/16/07
	Steve Smith, at Miami 9/25/05
	Muhsin Muhammad, at San Francisco 11/14/04 iso 12/18/99

Most Consecutive Games, Touchdown Reception

6	Patrick Jeffers, 1999
5	Muhsin Muhammad, 2004
	Wesley Walls, 1999

INTERCEPTIONS

Most Interceptions, Career

27	Chris Gamble, 2004-12
25	Eric Davis, 1996-2000
18	Luke Kuechly, 2012-19

RECORDS: REGULAR INDIVIDUAL

Most Interceptions, Season

8	Doug Evans, 2001
7	Kurt Coleman, 2015
	Chris Gamble, 2005

6 3x, most recently, Ken Lucas, 2005

Most Interceptions, Rookie, Season

6	Chris Gamble, 2004
4	Donte Jackson, 2018
3	Robert Lester, 2013
	Richard Marshall, 2006
	Ricky Manning, Jr., 2003

Most Interceptions, Game

3	Deon Grant, at Minnesota 9/22/02
2	25x, most recently, James Bradberry at Tampa Bay 10/13/19

Most Consecutive Games, Interception

6	Doug Evans, 2001
5	Kurt Coleman, 2015
3	3x, most recently, Eric Davis, 1999

INTERCEPTION RETURN YARDS

Most Interception Return Yards, Career

421	Mike Minter, 1997-2006
326	Chris Gamble, 2004-2012
315	Richard Marshall, 2006-2010

Most Interception Return Yards, Season

157	Chris Gamble, 2005
143	Julius Peppers, 2004
126	Doug Evans, 2001

Most Interception Return Yards, Game

101	Chris Gamble, at Tampa Bay 11/6/05
97	Julius Peppers, at Denver 10/10/04
96	Tim McVay, at San Francisco 11/5/95

Longest Interception Return

97	Julius Peppers, at Denver 10/10/04
96	Tim McVay, at San Francisco 11/5/95 (TD)
88	Jimmy Hitchcock, vs St. Louis 12/3/00 (TD)

TOUCHDOWNS

Most Interception Returns for Touchdown, Career

5	Captain Munnerlyn, 2009-13
4	Mike Minter, 1997-2006
2	Kurt Coleman, 2015-16
	Josh Norman, 2012-15
	Chris Gamble, 2004-12
	Richard Marshall, 2006-10
	Julius Peppers, 2002-09
	Eric Davis, 1996-2000

Most Interception Returns for Touchdown, Season

2	Josh Norman, 2015
	Captain Munnerlyn, 2013, 2012
	Mike Minter, 2003
	Eric Davis, 1998

Most Interception Returns for Touchdown, Game

1	34x, most recently, Kurt Coleman, at Atlanta 10/2/16
---	--

PUNTING

Most Punts, Career

570	Jason Baker, 2005-11
350	Todd Sauerbrun, 2001-04
291	Ken Walter, 1997-2000

Most Punts, Season

104	Todd Sauerbrun, 2002
98	Jason Baker, 2006
95	2x, most recently, Jason Baker, 2010

Most Punts, Rookie, Season

85	Ken Walter, 1997
76	Brad Nortman, 2012

Most Punts, Game

11	Todd Sauerbrun, vs Chicago 12/22/02
10	3x, most recently, Todd Sauerbrun, vs New York Jets 10/28/01

Longest Punt

76	Andy Lee, at Denver 9/8/16
73	Todd Sauerbrun, at Miami 11/4/01
72	3x, most recently, Brad Nortman, at Atlanta 12/28/14

Most Gross Punting Yards, Career

25,064	Jason Baker, 2005-11
15,938	Todd Sauerbrun, 2001-04
13,022	Brad Nortman, 2012-15

Most Gross Punting Yards, Season

4,735	Todd Sauerbrun, 2002
4,483	Jason Baker, 2006
4,419	Todd Sauerbrun, 2001

Most Gross Punting Yards, Game

451	Brad Nortman, vs Denver 11/11/12
446	Tommy Barnhardt, vs New Orleans 10/22/95
445	Todd Sauerbrun, vs New York Jets 10/28/01

PUNTING AVERAGE

Highest Gross Punting Average, Career (min 100 punts)

45.54	Todd Sauerbrun, 2001-04 (350-15,938)
45.31	Michael Palardy, 2016-19 (243-11,011)
45.21	Brad Nortman, 2012-15 (288-13,020)

Highest Gross Punting Average, Season (Qualifiers)

47.77	Brad Nortman, 2013 (70-3,344)
47.52	Todd Sauerbrun, 2001 (93-4,419)
46.04	Michael Palardy, 2017 (71-3,269)

Highest Gross Punting Average, Rookie, Season (Qualifiers)

42.98	Brad Nortman, 2012 (76-3,267)
42.4	Ken Walter, 1997 (85-3,604)

Highest Gross Punting Average, Game (min 4 att)

63.00	Andy Lee, at Denver 9/8/16 (4-252)
56.71	Brad Nortman, at Miami 11/24/13 (7-397)
55.83	Todd Sauerbrun, at Washington 10/21/01 (6-335)

Highest Net Punting Average, Season

42.43	Michael Palardy, 2017
41.56	Brad Nortman, 2013
40.95	Michael Palardy, 2018

INSIDE THE 20

Most Punts Inside 20, Career

169	Jason Baker, 2005-2011
117	Todd Sauerbrun, 2001-2004
91	Brad Nortman, 2012-2015

Most Punts Inside 20, Season

35	Todd Sauerbrun, 2001
31	Jason Baker, 2006
	Todd Sauerbrun, 2002
30	Jason Baker, 2008

Most Punts Inside 20, Game

5	4x, most recently, Todd Sauerbrun, vs Chicago 12/22/02
---	--

TOUCHBACKS

Most Touchbacks, Career

46	Todd Sauerbrun, 2001-04
42	Jason Baker, 2005-11
22	Brad Nortman, 2012-15

Most Touchbacks, Season

17	Todd Sauerbrun, 2001
12	Jason Baker, 2006
	Todd Sauerbrun, 2002

Most Touchbacks, Game

3	5x, most recently, Jason Baker, vs Jacksonville 9/25/11
---	---

PUNTS HAD BLOCKED

Most Punts Had Blocked, Game

2	Brad Nortman, at Minnesota 11/20/14
	Todd Sauerbrun, at New York Giants 12/28/03
1	12x, most recently, Brad Nortman, vs Tampa Bay 9/9/12

PUNT RETURNS

Most Punt Returns, Career

178	Steve Smith, 2001-13
110	Winslow Oliver, 1996-98
82	Ted Ginn, Jr., 2013, 2015-16

Most Punt Returns, Season

55	Steve Smith, 2002
52	Winslow Oliver, 1996
44	2x, most recently, Steve Smith, 2003

Most Punt Returns, Rookie, Season

52	Winslow Oliver, 1996
34	Steve Smith, 2001
31	Captain Munnerlyn, 2009

Most Punt Returns, Game

9	Steve Smith, vs Detroit 9/15/02
7	Mark Jones, at Oakland 11/9/08
	Eric Guliford, vs Indianapolis 12/3/95

FAIR CATCHES

Most Fair Catches, Career

72	Ted Ginn, Jr., 2013, 2015-16
47	Steve Smith, 2001-13
33	Winslow Oliver, 1996-98

Most Fair Catches, Season

26	Ted Ginn, Jr., 2013
24	Ted Ginn, Jr., 2016
22	Ted Ginn, Jr., 2015
	Eric Guliford, 1995

Most Fair Catches, Game

5	Tyrone Poole, at Atlanta 9/7/97
	Eric Guliford, at Atlanta 9/3/95 (OT)
4	7x, most recently, Ted Ginn, Jr., vs Tampa Bay 1/1/17

PUNT RETURN YARDS

Most Punt Return Yards, Career

1,652	Steve Smith, 2001-13
1,173	Winslow Oliver, 1996-98
795	Ted Ginn, Jr., 2013, 2015-16

Most Punt Return Yards, Season

598	Winslow Oliver, 1996
475	Eric Guliford, 1995
470	Steve Smith, 2002

Most Punt Return Yards, Rookie, Season

598	Winslow Oliver, 1996
364	Steve Smith, 2001
278	Captain Munnerlyn, 2009

Most Punt Return Yards, Game

153	Steve Smith, vs Cincinnati 12/8/02
123	Mark Jones, at Oakland 11/9/08
107	Eric Guliford, vs Indianapolis 12/3/95

RECORDS: REGULAR INDIVIDUAL

Longest Punt Return

87	Steve Smith, vs Cincinnati 12/8/02 (TD)
84	Winslow Oliver, at New Orleans 9/8/96 (TD)
79	Corey Brown, vs Chicago 10/5/14 (TD)

PUNT RETURN AVERAGE

Highest Punt Return Average, Career (min 50 att)

10.66	Winslow Oliver, 1996-98 [110-1,173]
9.70	Ted Ginn, Jr., 2013, 15-2016 (82-795)
9.28	Steve Smith, 2001-13 [178-1,652]

Highest Punt Return Average, Season (Qualifiers)

12.15	Ted Ginn, Jr., 2013 (26-316)
11.50	Winslow Oliver, 1996 (52-598)
11.40	Mark Jones, 2008 (39-443)

Highest Punt Return Average, Rookie, Season (Qualifiers)

11.50	Winslow Oliver, 1996 (52-598)
10.70	Steve Smith, 2001 (34-364)
9.00	Captain Munnerlyn, 2009 (31-278)

Highest Punt Return Average, Game (min 3 att)

51.00	Steve Smith, vs Cincinnati 12/8/02 (3-153)
34.33	Winslow Oliver, at New Orleans 9/8/96 (3-103)
31.00	theanji Uwaszkoze, vs San Diego 12/17/00 (3-93)

TOUCHDOWNS

Most Punt Returns for Touchdown, Career

4	Steve Smith, 2001-2013
1	Five players, most recently, Kaelin Clay, 2017

Most Punt Returns for Touchdown, Season

2	Steve Smith, 2002
1	7x, most recently, Kaelin Clay, 2017

Most Punt Returns for Touchdown, Rookie, Season

1	Corey Brown, 2014
	Steve Smith, 2001
	Winslow Oliver, 1996

Most Punt Returns for Touchdown, Game

2	Steve Smith, vs Cincinnati 12/8/02 (61, 87)
1	7x, most recently, Kaelin Clay, at New York Jets 11/26/17 (60)

KICKOFF RETURNS

Most Kickoff Returns, Career

233	Michael Bates, 1996-2000
98	Steve Smith, 2001-13
78	Rod Smart, 2002-05

Most Kickoff Returns, Season

59	Michael Bates, 1998
56	Steve Smith, 2001
52	Michael Bates, 1999

Most Kickoff Returns, Game

9	Michael Bates, at Atlanta 10/4/98
7	Steve Smith, at St. Louis 11/11/01
	Butler By/n't e, at New Orleans 11/26/95

KICKOFF RETURN YARDS

Most Kickoff Return Yards, Career

5,987	Michael Bates, 1996-2000
2,371	Steve Smith, 2001-13
1,731	Rod Smart, 2002-05

Most Kickoff Return Yards, Season

1,480	Michael Bates, 1998
1,431	Steve Smith, 2001
1,287	Michael Bates, 1999

Most Kickoff Return Yards, Rookie, Season

1,431	Steve Smith, 2001
623	DeAngelo Williams, 2006
598	Ryne Robinson, 2007

Most Kickoff Return Yards, Game

252	Steve Smith, at St. Louis 11/11/01
200	Michael Bates, at Atlanta 10/4/98
180	Michael Bates, at Atlanta 10/31/99

Longest Kickoff Return

103	Damiere Byrd, vs Tampa Bay, 12/24/17 (TD)
101	Keaola Pilares, at Detroit 11/20/11 (TD)
100	Rod Smart, vs New Orleans 10/5/03 (TD)
	Michael Bates, at Atlanta 10/31/99 (TD)

KICKOFF RETURN AVERAGE

Highest Kickoff Return Average, Career (min 50 ret)

25.70	Michael Bates, 1996-2000 [233-5,987]
24.19	Steve Smith, 2001-13 [198-2,371]
22.19	Rod Smart, 2002-05 [78-1,731]

Highest Kickoff Return Average, Season (Qualifiers)

30.24	Michael Bates, 1996 (33-998)
27.26	Michael Bates, 1997 (47-1,281)
25.65	Keaola Pilares, 2011 (23-590)

Highest Kickoff Return Average, Game (min 3 ret)

48.67	Damiere Byrd, vs. Tampa Bay 12/24/17 (3-146)
46.67	Keaola Pilares, at Detroit 11/20/11 (3-140)
	Rod Smart, at New Orleans 10/5/03 (3-140)
44.67	Steve Smith, at Minnesota 9/9/01 (3-134)

TOUCHDOWNS

Most Kickoff Returns for Touchdowns, Career

5	Michael Bates, 1996-2000
2	Steve Smith, 2001-13
1	Keaola Pilares, 2011-13
	Rod Smart, 2002-05
	Damiere Byrd, 2016-17

Most Kickoff Returns for Touchdowns, Season

2	Steve Smith, 2001
	Michael Bates, 1999

Most Kickoff Returns for Touchdown, Game

1	6x, most recently, Damiere Byrd, 2017
---	---------------------------------------

Most Kickoff Returns for Touchdowns, Season

1	10x, most recently, Damiere Byrd, vs. Tampa Bay 12/24/17
---	--

COMBINED KICK RETURNS

Most Combined Kick Returns, Career

276	Steve Smith, 2001-13 [178-P, 98-K]
241	Michael Bates, 1996-2000 [8-P, 231-K]
126	Ted Ginn, Jr., 2013, 2015-16 [82-P, 44-K]

Most Combined Kick Returns, Season

90	Steve Smith, 2001 [34-P, 56-K]
81	Steve Smith, 2002 [55-P, 26-K]
79	Mark Jones, 2008 [39-P, 40-K]

Most Combined Kick Returns, Game

10	Steve Smith, vs Detroit 9/15/02 [9-P, 1-K]
9	6x, most recently, Ryne Robinson, vs Atlanta 11/11/07 [6-P, 3-K]

YARDS GAINED

Most Combined Kick Return Yards, Career

6,026	Michael Bates, 1996-2000 [39-P, 5,987-K]
4,023	Steve Smith, 2001-13 [1,652-P, 2,371-K]
1,789	Ted Ginn, Jr., 2013, 2015-16 [795-P, 994-K]

Most Combined Kick Return Yards, Season

1,795	Steve Smith, 2001 [364-P, 1,431-K]
1,480	Michael Bates, 1998 [1,480-K]
1,401	Mark Jones, 2008 [443-P, 958-K]

Most Combined Kick Return Yards, Game

267	Steve Smith, at St. Louis 11/11/01 [15-P, 252-K]
206	Steve Smith, vs New Orleans 10/14/01 [102-P, 104-K]
201	Mark Jones, at Green Bay 11/30/08 [46-P, 155-K]

TOUCHDOWNS

Most Combined Kick Returns for Touchdowns, Career

6	Steve Smith, 2001-13 [4-P, 2-K]
5	Michael Bates, 1996-2000 [5-K]
1	8x, most recently, Damiere Byrd, 2017 [1-K]

Most Combined Kick Returns for Touchdowns, Season

3	Steve Smith, 2001 [1-P, 2-K]
2	Steve Smith, 2002 [2-P]
	Michael Bates, [2-K]

Most Combined Kick Returns for Touchdowns, Game

2	Steve Smith, vs Cincinnati 12/8/02 [2-P]
1	17x, most recently, Damiere Byrd, vs Tampa Bay 12/24/17 [1-K]

FUMBLES

Most Fumbles, Career

57	Jake Delhomme, 2003-09
52	Cam Newton, 2011-18
44	Steve Beuerlein, 1996-2000

Most Fumbles, Season

15	Jake Delhomme, 2003
13	3x, most recently, Kyle Allen, 2019

Most Fumbles, Game

5	Steve Beuerlein, at San Francisco 11/8/98
4	Jake Delhomme, at Atlanta 12/18/04
	Steve Beuerlein, at Jacksonville 9/29/96

OPPONENTS' FUMBLES RECOVERED

Most Opponents' Fumbles Recovered, Career

11	Thomas Davis, 2005-18
	Mike Minter, 1997-2006
10	Julius Peppers, 2002-09, 2017-18
8	Luke Kuechly, 2012-19

Most Opponents' Fumbles Recovered, Season

5	Doug Evans, 2000
4	Sam Mills, 1995
3	9x, most recently, Luke Kuechly, 2012

Most Opponents' Fumbles Recovered, Game

2	8x, most recently, Thomas Davis, at Cleveland 12/9/18
---	---

FORCED FUMBLES

Most Forced Fumbles, Career

34	Julius Peppers, 2002-2009, 2017-2018
19	Charles Johnson, 2007-2018
18	Thomas Davis, 2005-2018

Most Forced Fumbles, Season

8	Chris Harris, 2007
7	Charles Johnson, 2012
	Mark Fields, 2002
6	Sam Mills, 1995

Most Forced Fumbles, Game

2	15x, most recently, Vernon Butler, at Tampa Bay 10/13/19
---	--

FUMBLE RETURN YARDS

Longest Fumble Return

94	Rashard Anderson, vs New York Jets 10/28/01 (TD)
66	Kevin Greene, vs St. Louis 10/13/96 (TD)
60	Julius Peppers, at Atlanta 12/18/04 (TD)

TOUCHDOWNS

Most Fumble Returns for Touchdown, Career

1	18x, most recently, Brian Burns, 2019
---	---------------------------------------

Most Fumble Returns for Touchdown, Season

1	18x, most recently, Brian Burns, 2019
---	---------------------------------------

RECORDS: REGULAR INDIVIDUAL

Most Fumble Returns for Touchdown, Game

1	18x, most recently, Brian Burns, vs Jacksonville 10/6/19
---	--

COMBINED NET YARDS

(VIA RUSHING, RECEIVING, INTERCEPTION RETURN, PUNT RETURN, KICKOFF RETURN, FUMBLE RETURN)

COMBINED ATTEMPTS

Most Combined Attempts, Career

1,878	Jonathan Stewart, 2008-16
1,655	DeAngelo Williams, 2006-14
1,169	Steve Smith, 2001-13

Most Combined Attempts, Season

403	Christian McCaffrey, 2019
332	Stephen Davis, 2003
326	Christian McCaffrey, 2018

Most Combined Attempts, Game

42	Nick Goings, at New Orleans 12/5/04
37	Christian McCaffrey, at Houston 9/29/19
	Nick Goings, at Tampa Bay 12/26/04
35	2x, most recently, Fred Lane, vs New Orleans 11/1/98

YARDS GAINED

Most Combined Net Yards, Career

16,614	Steve Smith, 2001-13
9,321	DeAngelo Williams, 2006-14
	Mulsin Muhammad, 1996-2004, 2008-09
8,979	Jonathan Stewart, 2008-17

Most Combined Net Yards, Season

2,392	Christian McCaffrey, 2019
1,992	Steve Smith, 2001
1,965	Christian McCaffrey, 2018

Most Combined Net Yards, Rookie Season

1,992	Steve Smith, 2001
1,437	DeAngelo Williams, 2006
1,306	Christian McCaffrey, 2017

Most Combined Net Yards, Game

313	Steve Smith, vs Cincinnati 12/8/02
269	Steve Smith, at St. Louis 11/11/01
237	Christian McCaffrey, vs Jacksonville 10/6/19
	Christian McCaffrey, vs Seattle 11/25/18

TACKLES

Most Tackles, Career

1,258	Thomas Davis, 2005-18
1,237	Luke Kuechly, 2012-19
953	Mike Minter, 1997-2006

Most Tackles, Season

205	Luke Kuechly, 2012
176	Luke Kuechly, 2013
174	James Anderson, 2011

Most Tackles, Rookie Season

205	Luke Kuechly, 2012
160	Jon Beason, 2007
106	Lester Towns, 2000

Most Tackles, Game

26	Luke Kuechly, vs New Orleans 12/22/13
20	James Anderson, vs New York Giants 9/20/12
19	Luke Kuechly, vs Atlanta 12/9/12

SACKS

Most Sacks, Career

97.0	Julius Peppers, 2002-09, 2017-18
67.5	Charles Johnson, 2007-17
55.5	Mike Rucker, 1999-2007

Most Sacks, Season

15.0	Greg Hardy, 2013
	Kevin Greene, 1998
14.5	Kevin Greene, 1996
	Julius Peppers, 2008

Most Sacks, Game

4.0	Greg Hardy, at Atlanta 12/29/13
3.5	Charles Johnson, at Atlanta 9/30/12
3.0	20x, most recently, Mario Addison, at Arizona 9/22/19

BLOCKED KICKS

Most Blocked Punts, Career

3	Michael Bates, 1996-2000
1	Jermaine Carter, 2018-19
	Jason Williams, 2011-12, 2013-14
	Greg Hardy, 2010-14
	Karl Hankton, 2000-06
	Rod Smart, 2002-05
	Rae Carruth, 1997-99
	Bubba McDowell, 1995

Most Blocked Punts, Season

1	Jermaine Carter, 2019
	Jason Williams, 2013
	Greg Hardy, 2010
	Karl Hankton, 2004
	Rod Smart, 2003
	Michael Bates, 1999, 1998, 1996
	Rae Carruth, 1997
	Bubba McDowell, 1995

Most Blocked Punts, Game

1	10x, most recently, Jermaine Carter, vs Los Angeles Rams 9/8/19
---	---

Most Blocked Field Goals, Career

8	Julius Peppers, 2002-09
3	Kris Jenkins, 2001-07
2	Kawann Short, 2013-19
	Vernon Butler, 2016-19

Most Blocked Field Goals, Season

2	Vernon Butler, 2016
	Julius Peppers, 2007, 2006

Most Blocked Field Goals, Game

1	15x, most recently, Kyle Love, 2019
---	-------------------------------------

Most Blocked Field Goals, Game

1	21x, most recently, Kyle Love, vs Washington 12/1/19
---	--

Most Blocked Extra Points, Career

1	Julius Peppers, 2002-09
	Kris Jenkins, 2001-07
	Shane Burton, 2002-03
	Sean Gilbert, 1998-2001

Most Blocked Extra Points, Season

1	Julius Peppers, 2008
	Kris Jenkins, 2003
	Shane Burton, 2002
	Sean Gilbert, 2001

Most Blocked Extra Points, Game

1	4x, most recently, Julius Peppers, vs Tampa Bay 12/8/08
---	---

RECORDS: REGULAR TEAM

ATTENDANCE

Largest Home Attendance, Regular Season

592,454	2015 (74,057)
590,343	2016 (73,393)
590,181	2018(73,773)

Largest Home Attendance, Regular Season Game

76,136	vs San Francisco 12/10/95 (Clemson)
74,532	vs Dallas 9/9/18
74,461	vs Green Bay 11/8/15

Largest Road Attendance, Regular Season Game

90,909	at Dallas 11/26/15
90,588	at Dallas 9/28/09
86,109	at Los Angeles Rams 11/6/16

GAMES WON

Most Consecutive Wins, Regular Season

18	2014-15
8	2013
7	1996

Consecutive Games Without Defeat, Regular Season

18	2014-15
8	2013
7	1996

Most Wins, Regular Season

15	2015
12	2013, 2008, 1996
11	2005, 2003, 2017

Most Consecutive Wins, One Season

14	2015
8	2013, 1996
6	2005

Most Consecutive Wins, Start of Season

14	2015
5	2003
3	2002, 1996

Most Consecutive Wins, End of Season

8	1996
4	2014, 2012
3	2013, 2009, 2003

Most Consecutive Home Wins, Regular Season

10	2014-15, 2017-18
9	1995-1996
8	2008

Most Consecutive Road Wins, Regular Season

9	2014-15
5	1996
4	2013, 2007

Most Shutout Wins, Regular Season

1	2015, 2013, 2008, 2006, 1997, 1996
---	------------------------------------

Most Consecutive Shutout Wins, Regular Season

None	
------	--

Most Consecutive Overtime Wins, Regular Season

3	2003
---	------

GAMES LOST

Most Consecutive Losses, Regular Season

15	2001
8	2002, 2019
7	1998, 2010, 2018

Most Losses, Regular Season

15	2001
14	2010
12	1998

Most Consecutive Losses, Start of Season

7	1998
5	2010, 1995
3	2009

Most Consecutive Losses, End of Season

15	2001
8	2019
2	2016, 2010, 1997

Most Consecutive Home Losses, Regular Season

8	2001
5	2012, 2007
4	2004, 2002

Most Consecutive Road Losses, Regular Season

8	2010
7	2001
5	1998, 2019

Most Shutout Losses, Regular Season

2	2002
1	1997

Most Consecutive Shutout Losses, Regular Season

None	
------	--

Most Consecutive Overtime Losses, Regular Season

2	2001
---	------

SCORING

POINTS

Most Points, Season

500	2015
421	1999
414	2008

Fewest Points, Season

196	2010
253	2001
258	2002

Most Points, Game

52	vs Cincinnati 12/8/02
48	vs Tampa Bay 12/24/11
46	vs San Francisco 9/18/16

Fewest Points, Game

0	vs Atlanta 11/24/02
	at Atlanta 10/20/02
	at Denver 11/9/97

Most Points, Both Teams, Game

84	Carolina (35) at Detroit (49) 11/20/11
83	Carolina (52) vs Cincinnati (31) 12/8/02
82	Carolina (44) at New Orleans (38) 12/30/12

Fewest Points, Both Teams, Game

12	Carolina (9) vs. Buffalo (3) 9/17/17
13	Carolina (10) at Atlanta (3) 12/24/06
	Carolina (13) at New Orleans (0) 10/19/97
15	2 times, most recently, Carolina (15) vs St. Louis (0) 11/19/06

Most Points Overcome to Win Game

17	at Philadelphia 10/21/18 (0-17, won 21-17)
	at San Francisco 11/14/04 (0-17, won 37-27)
	vs Jacksonville 9/7/03 (0-17, won 24-23)
15	vs Washington 10/11/09 (2-17, won 20-17)

Most Points, First Half

35	vs Tampa Bay 11/4/18
31	vs Washington 11/22/15
30	at New York Giants 12/28/03

Most Points, Second Half

36	vs Cincinnati 12/8/02
34	at San Francisco 11/14/04
31	at New Orleans 12/30/12

Most Points, One Quarter

24	3x, most recently, vs Tampa Bay 1/3/16 (2nd)
23	at Atlanta 10/2/16
21	13x, most recently, at Philadelphia 10/21/18

Most Points, First Quarter

21	3x, most recently, vs Atlanta 12/13/15
17	3x, most recently, at New Orleans 12/7/14

Most Points, Second Quarter

24	3x, most recently, vs Tampa Bay 1/3/16
21	6x, most recently, vs Tampa Bay 11/4/18

Most Points, Third Quarter

21	4x, most recently, vs Miami 11/13/17
18	at Oakland 11/27/16

Most Points, Fourth Quarter

23	at Atlanta 10/2/16
21	4x, most recently, at Philadelphia 10/21/18

Most Points, Overtime

6	vs Indianapolis 11/2/15
3	4x, most recently, at Cincinnati 10/12/14

GAMES

Most Consecutive Games Scoring

277	2002-(Current)
76	1997-2002
41	1995-1997

TOUCHDOWNS

Most Touchdowns, Season

59	2015
50	1999
48	2011

Fewest Touchdowns, Season

17	2010
27	2001
28	2007, 2006, 1997

Most Touchdowns, Game

7	vs Cincinnati 12/8/02
6	6x, most recently, vs Tampa Bay 11/4/18

Most Touchdowns, Both Teams

11	Carolina (4) at Detroit (7) 11/20/11
	Carolina (7) vs Cincinnati (4) 12/8/02
	Carolina (6) at New Orleans (5) 12/6/15
10	Carolina (3) at Pittsburgh (7) 11/8/18
	Carolina (6) vs Tampa Bay (4) 11/4/18
	Carolina (5) at New Orleans (5) 10/16/16
	Carolina (4) at Atlanta (8) 10/2/16
	Carolina (5) at New Orleans (5) 12/30/12
9	9 Carolina (6) vs. Miami (3) 11/13/17
	Carolina (5) at Oakland (4) 11/27/16
	Carolina (4) at Washington (5) 10/3/99

RECORDS: REGULAR TEAM

POINTS AFTER TOUCHDOWN

Most Points After Touchdown, Season	
56	2015
46	2008, 1999
44	2011
Fewest Points After Touchdown, Season	
17	2010
22	2001
25	1997
Most Points After Touchdown, Game	
6	vs Tampa Bay 11/4/18
	vs Miami 11/13/17
	vs Tampa Bay 12/24/11
	vs Cincinnati 12/8/02
	vs New Orleans 1/2/00
	vs St. Louis 10/13/96
Most Points After Touchdown, Both Teams, Game	
10	Carolina (3) at Pittsburgh (7) 11/8/18
	Carolina (6) vs Tampa Bay (4) 11/4/18
	Carolina (5) at New Orleans (5) 12/30/12
	Carolina (6) vs Cincinnati (4) 12/8/02
9	Carolina (6) vs Miami (3) 11/13/17
	Carolina (3) at Philadelphia (6) 11/10/14
	Carolina (5) at New Orleans (4) 12/6/15
8	8x, most recently, Carolina (3) at New Orleans (5) 10/16/16

TWO-POINT CONVERSIONS

Most Two-Point Conversion Attempts, Season	
6	2016
5	2018
4	2001
Most Two-Point Conversion Attempts, Game	
3	at New York Jets 11/26/18
2	6x, most recently, at Oakland 11/27/16
Most Two-Point Conversions, Season	
3	2016
2	2018, 2011, 2009, 2004, 1998, 1997, 1995
1	2019, 2017, 2014, 2008, 2002, 2000, 1996
Most Two-Point Conversions, Game	
2	at Atlanta 12/2/16
	vs St. Louis 12/20/97
	at New Orleans 11/26/95
1	18x, most recently, at San Francisco 10/27/19

FIELD GOALS

Most Field Goal Attempts, Season	
45	1996
38	2016, 2003
36	2015
Fewest Field Goal Attempts, Season	
21	2018, 2012
25	2004, 2002
26	1998, 1997
Most Field Goal Attempts, Game	
6	at New Orleans 12/5/04
	at San Francisco 11/8/98
5	16x, most recently, at Tampa Bay 10/13/19
Most Field Goal Attempts, Both Teams, Game	
8	7x, most recently, Carolina (3) vs Atlanta (5) 12/24/16
Most Field Goals, Season	
37	1996
32	2003
31	2000
Fewest Field Goals, Season	
15	2002
16	2012
19	2018, 1998
Most Field Goals, Game	
6	at New Orleans 12/5/04
5	3x, most recently, at Chicago 10/28/12
Most Field Goals, Both Teams, Game	
7	6x, most recently, Carolina (4) vs New York Giants (3) 10/7/18
Most Consecutive Games Scoring Field Goals	
19	2007-08
16	1996-97
15	2016-17

SAFETIES

Most Safeties, Season	
2	2019, 2011, 2009, 1996
1	2016, 2012, 2006, 2003, 2002, 2000, 1997
Most Safeties, Game	
1	15x, most recently, at San Francisco 10/27/19
Most Safeties, Both Teams, Game	
1	21x, most recently, at San Francisco 10/27/19

FIRST DOWNS

Most First Downs, Season	
357	2015
356	2018
347	2014
Fewest First Downs, Season	
225	2010
236	2001
238	2002

Most First Downs, Game	
33	at New Orleans 12/6/15
32	at New Orleans 10/16/16
30	vs Miami 11/13/17
Fewest First Downs, Game	
6	at Buffalo 9/10/95
7	at Pittsburgh 12/23/10
	vs New York Jets 10/28/01
	at Denver 11/9/97
Most First Downs, Rushing, Season	
139	2011
136	2015
123	2012, 2009
Fewest First Downs, Rushing, Season	
63	2000
68	2001, 1998
Most First Downs, Rushing, Game	
16	at Tampa Bay 10/18/09
15	vs New York Giants 9/22/13
14	vs Tampa Bay 12/8/08
Fewest First Downs, Rushing, Game	
0	4x, most recently, at Detroit 10/16/05
1	12x, most recently, at Tampa Bay 9/9/12
Most First Downs, Passing, Season	
230	2019
208	1999
201	2000
Fewest First Downs, Passing, Season	
125	2010
133	2002
142	2007
Most First Downs, Passing, Game	
20	3x, most recently, at Atlanta 9/16/18
19	5x, most recently, at Green Bay 11/10/19
Fewest First Downs, Passing, Game	
1	at Atlanta 12/14/06
2	at Buffalo 9/10/95
3	8x, most recently, at Pittsburgh 12/23/10
Most First Downs, Penalty, Season	
40	2000
39	2005, 1996
34	2012
Fewest First Downs, Penalty, Season	
14	2009
17	2008
19	1995
Most First Downs, Penalty, Game	
6	at New Orleans 12/6/15
	at Tennessee 11/4/07
	at Miami 9/25/05
	vs Atlanta 11/28/99
	at Jacksonville 9/29/96

PLAYS

Most Plays, Season	
1,077	2019
1,060	2014, 2015
1,052	2016
Fewest Plays, Season	
938	2008
960	2002
962	2010
Most Plays, Game	
88	at New England 10/29/95 (OT)
84	vs Atlanta 12/23/18
83	vs Arizona 12/30/01
Fewest Plays, Game	
42	vs Cincinnati 9/26/99
44	vs New Orleans 12/22/13
45	at St. Louis 11/11/01
Most Plays, Drive	
20	vs Kansas City 11/13/16 (Punt)
19	at New Orleans 11/8/09 (FG)
18	4x, most recently, vs Denver 9/8/16 (TD)

NET YARDS

Most Net Yards, Season	
6,237	2011
5,972	2018
5,871	2015
Fewest Net Yards, Season	
4,135	2010
4,254	2001
4,280	2002
Most Net Yards, Game	
548	vs Miami 11/13/17
543	at Chicago 10/2/11
530	at New Orleans 12/30/12
Fewest Net Yards, Game	
113	at Buffalo 9/10/95
119	at Pittsburgh 12/23/10
122	vs Atlanta 11/24/02

RECORDS: REGULAR TEAM

Most Net Yards, Drive

99	vs Baltimore 10/28/18
	at San Francisco 10/7/01 (TD)
98	at Washington 11/4/12 (TD)
	vs St. Louis 12/20/97 (Downs)
	vs Atlanta 12/17/95 (TD)

Most Consecutive Games, 300 or More Net Yards

10	2004
9	1999
8	2003

Highest Average Gain, Season

6.24	2011 (999-6.237)
5.96	2008 (938-5.595)
5.91	2018 (1,011-5.972)

Lowest Average Gain, Season

4.30	2010 (962-4.135)
4.41	2001 (965-4.254)
4.46	2002 (960-4.280)

RUSHING

RUSHING ATTEMPTS

Most Rushing Attempts, Season

526	2015
525	2009
522	2003

Fewest Rushing Attempts, Season

355	2001
356	1999
363	2000

Most Rushing Attempts, Game

52	at Atlanta 12/24/06
48	at Tampa Bay 10/18/09
	vs Kansas City 10/5/08
46	2x, most recently, vs New York Giants 9/22/13

Fewest Rushing Attempts, Game

10	vs Pittsburgh 9/21/14
11	vs Pittsburgh 12/17/06
12	at Oakland 12/24/00
	at New Orleans 10/15/00

Most Rushing Attempts, Both Teams, Game

76	Carolina [35] at New York Giants [41] 12/21/08 (OT)
75	Carolina [32] at Buffalo [43] 9/10/95
73	Carolina [48] at Tampa Bay [25] 10/18/09

Fewest Rushing Attempts, Both Teams, Game

37	Carolina [13] at Green Bay [24] 12/12/99
39	Carolina [14] at New Orleans [25] 1/2/00
40	2x, most recently, Carolina [23] vs New Orleans [17] 12/8/13

RUSHING YARDS

Most Rushing Yards, Season

2,498	2009
2,437	2008
2,408	2011

Fewest Rushing Yards, Season

1,186	2000
1,372	2001
1,458	1998

Most Rushing Yards, Game

299	vs Tampa Bay 12/8/08
294	vs Miami 11/13/17
285	vs Jacksonville 10/6/19

Fewest Rushing Yards, Game

10	at Tampa Bay 9/9/12
	at New Orleans 10/15/00
11	vs San Diego 12/17/00
13	at Green Bay 12/12/99

Most Rushing Yards, Both Teams, Game

459	Carolina [158] at New York Giants [301] 12/21/08 (OT)
439	Carolina [203] vs San Francisco [236] 12/6/98 (OT)
434	Carolina [285] vs Jacksonville [149] 10/6/19

Fewest Rushing Yards, Both Teams, Game

78	Carolina [28] at Detroit [50] 10/8/17
91	Carolina [51] at Philadelphia [30] 10/27/96
92	Carolina [13] at Green Bay [79] 12/12/99

AVERAGE RUSHING GAIN

Highest Average Gain, Rushing, Season

5.41	2011 (445-2.408)
5.13	2018 (416-2.136)
4.84	2008 (504-2.437)

Lowest Average Gain, Rushing, Season

3.27	2000 (363-1.186)
3.44	1996 (502-1.729)
3.45	2005 (487-1.679)

Highest Average Gain, Rushing, Game (min 15 att)

10.56	vs Jacksonville 10/6/19 (27-285)
8.84	at Tampa Bay 12/2/18 (19-168)
8.71	vs Tampa Bay 12/24/11 (31-270)

Lowest Average Gain, Rushing, Game (min 15 att)

0.73	vs San Diego 12/17/00 (15-11)
1.00	at Detroit 10/8/17 (28-28)
1.44	at Kansas City 12/10/00 (16-23)

RUSHING TOUCHDOWNS

Most Rushing Touchdowns, Season

30	2008
26	2011
21	2012

Fewest Rushing Touchdowns, Season

7	2010, 2007, 2006, 2000
9	2003, 2001, 1996

Most Rushing Touchdowns, Game

5	3x, most recently, at New Orleans 12/30/12
4	4x, most recently, vs Tampa Bay 11/4/18

PASSING

PASSING ATTEMPTS

Most Pass Attempts, Season

633	2019
579	2001
575	1999

Fewest Pass Attempts, Season

414	2008
449	2005
460	2003

Most Pass Attempts, Game

63	vs Arizona 12/30/01
61	vs New York Giants 12/10/06
57	vs Atlanta 12/23/18

Fewest Pass Attempts, Game

7	at Atlanta 12/24/06
15	at Arizona 11/1/09
16	at Atlanta 12/28/14

Most Pass Attempts, Both Teams, Game

98	Carolina [53] vs Green Bay [45] 9/27/98
96	Carolina [47] at New Orleans [49] 10/16/16
95	Carolina [37] vs Houston [58] 9/20/15
	Carolina [41] vs San Francisco [54] 11/18/01

Fewest Pass Attempts, Both Teams, Game

27	Carolina [7] at Atlanta [20] 12/24/06
34	Carolina [17] at Tampa Bay [17] 10/18/09
41	Carolina [20] vs New York Jets [21] 11/13/05

COMPLETIONS

Most Completions, Season

382	2019
378	2018
345	1999

Fewest Completions, Season

246	2008
255	2002
256	2010

Most Completions, Game

37	vs Atlanta 12/23/18
36	vs Arizona 12/30/01
34	vs New York Giants 12/10/06

Fewest Completions, Game

4	at Atlanta 12/24/06
5	vs Tampa Bay 10/27/02
6	at Buffalo 9/10/95

Most Completions, Both Teams, Game

62	Carolina [29] at Cincinnati [33] 10/12/14
61	Carolina [27] at New Orleans [34] 10/16/16
59	Carolina [31] at Atlanta [28] 10/27/16

Fewest Completions, Both Teams, Game

10	Carolina [6] at Buffalo [4] 9/10/95
13	Carolina [4] at Atlanta [9] 12/24/06
20	Carolina [8] at Cleveland [12] 12/1/02

NET YARDS PASSING

Most Net Yards, Passing, Season

4,161	1999
3,836	2018
3,829	2011

Fewest Net Yards, Passing, Season

2,289	2010
2,694	2002
2,735	2007

Most Net Yards, Passing, Game

418	vs New York Giants 12/10/06
404	vs Green Bay 9/18/11
403	at Arizona 9/11/11

Fewest Net Yards, Passing, Game

11	at Atlanta 12/24/06
12	at Buffalo 9/10/95
20	vs Tampa Bay 10/27/02

Most Net Yards, Passing, Both Teams, Game

810	Carolina [329] at Atlanta [481] 10/2/16
763	Carolina [303] at New Orleans [460] 10/16/16
699	Carolina [404] vs Green Bay [295] 9/18/11
	Carolina [324] at San Francisco [375] 12/8/96

Fewest Net Yards, Passing, Both Teams, Game

105	Carolina [11] at Atlanta [94] 12/24/06
169	Carolina [57] at Oakland [112] 11/9/08
175	Carolina [20] vs Tampa Bay [155] 10/27/02



RECORDS: REGULAR TEAM

TIMES SACKED

Most Times Sacked, Season	
69	2000
58	2019
54	1998
Fewest Times Sacked, Season	
20	2008
26	2003
28	2005
Most Times Sacked, Game	
9	at Philadelphia 11/10/14
	at Atlanta 9/3/95 [OT]
8	6x, most recently, vs Minnesota 9/25/16

COMPLETION PERCENTAGE

Highest Completion Percentage, Season	
67.14	2018 [563-378]
61.73	2013 [473-292]
60.30	2019 [633-382]
Lowest Completion Percentage, Season	
48.98	1995 [537-263]
52.89	2010 [484-256]
54.12	1997 [534-289]

TOUCHDOWN PASSES

Most Touchdown Passes, Season	
36	1999
35	2015
29	2004
Fewest Touchdown Passes, Season	
9	2010
12	2001
15	2008, 2002
Most Touchdown Passes, Game	
5	4x, most recently, vs New York Giants 12/20/15
4	7x, most recently, at Arizona 9/22/19
Most Touchdown Passes, Both Teams, Game	
10	Carolina [5] at New Orleans [5] 10/16/16
	Carolina [4] at Atlanta [6] 10/2/16
9	Carolina [5] at Oakland [4] 11/27/16
8	Carolina [5] vs San Francisco [3] 9/25/16
	Carolina [5] at New Orleans [3] 12/6/15

PASSES HAD INTERCEPTED

Most Passes Had Intercepted, Season	
25	1995
24	1997
22	2002, 2001
Fewest Passes Had Intercepted, Season	
10	2015
11	1996
12	2014, 2012, 2008
Most Passes Had Intercepted, Game	
5	vs Philadelphia 9/13/09
	vs St. Louis 9/17/95
4	12x, most recently, vs Atlanta 11/17/19
Most Passes Had Intercepted, Both Teams, Game	
7	Carolina [1] vs St. Louis [6] 12/12/04
6	8x, most recently, Carolina [3] at Arizona [3] 10/6/13

PUNTING

Most Punts, Season	
105	2002
100	2006
96	1995
Punts, Season	
61	2018
65	1999
66	2011, 2000
Most Punts, Game	
11	vs Chicago 12/22/02
	vs New York Jets 10/28/01
10	3x, most recently, vs New Orleans 10/22/95
Fewest Punts, Game	
1	8x, most recently, vs Seattle 11/25/18
2	25x, most recently, at Tampa Bay 12/2/18

PUNTING YARDS

Most Gross Punting Yards, Season	
4,735	2002
4,508	2006
4,419	2001
Fewest Gross Punting Yards, Season	
2,459	2000
2,562	1999
2,759	2018
Most Gross Punting Yards, Game	
451	vs Denver 11/11/12
446	vs New Orleans 10/22/95
445	vs New York Jets 10/28/01
Fewest Gross Punting Yards, Game	
35	at New England 10/1/17
	vs New Orleans 9/11/05
38	at Cincinnati 10/12/14
46	vs St. Louis 10/13/96

AVERAGE PUNTING YARDAGE

Highest Gross Punting Average, Season	
47.77	2013 [70-3,344]
47.01	2001 [94-4,419]
46.04	2017 [71-3,269]
Lowest Punting Average, Season	
37.26	2000 [66-2,459]
39.42	1999 [65-2,562]
40.49	1996 [78-3,158]
Highest Punting Average, Game	
63.00	at Denver 9/8/16
56.71	at Miami 11/24/13
56.50	at Tampa Bay 12/2/18
Lowest Punting Average, Game	
24.00	at New Orleans 12/28/08
24.33	vs Minnesota 11/30/14
25.50	at Atlanta 9/20/09

PUNTS HAD BLOCKED

Most Punts Had Blocked, Game	
2	at Minnesota 11/30/14
	at New York Giants 12/28/03
1	11x, most recently, at Tampa Bay 9/9/12
Most Consecutive Punts Without A Block	
409	1995-2000
370	2014-[present]
236	2009-2012

INSIDE THE 20

Most Punts Inside the Opponents 20 Yard Line, Season	
35	2001
31	2016, 2006, 2002
30	2008
Fewest Punts Inside the Opponents 20 Yard Line, Season	
18	1999
19	2011, 2000
20	2015, 2012, 1998
Most Punts Inside the Opponents 20 Yard Line, Game	
6	vs Chicago 12/22/02
5	3x, most recently, at New Orleans 10/19/97

PUNT RETURNS

Most Punt Returns, Season	
57	2002
55	1996
49	2006, 1995
Fewest Punt Returns, Season	
21	2000
24	2018
25	2019
Most Punt Returns, Game	
9	vs Detroit 9/15/02
7	vs Oakland 11/9/08
	vs Indianapolis 12/3/95
6	12x, most recently, vs Buffalo 10/25/09
Fewest Punt Returns, Game	
0	44x, most recently, vs Seattle 11/9/19

FAIR CATCHES

Most Fair Catches, Season	
26	2014, 2013
25	2015
24	2016
Fewest Fair Catches, Season	
6	2010
9	2011
11	2009, 2005, 1998
Most Fair Catches, Game	
5	at Atlanta 9/7/97
	at Atlanta 9/3/95 [OT]
4	7x, most recently, at Tampa Bay 11/1/17

PUNT RETURN YARDS

Most Punt Return Yards, Season	
624	1996
500	1995
487	2002
Fewest Punt Return Yards, Season	
165	2018, 2004
171	2019
176	2011
Most Punt Return Yards, Game	
153	vs Cincinnati 12/8/02
128	vs New England 9/18/05
123	at Oakland 11/9/08
Fewest Punt Return Yards, Game	
-10	vs Pittsburgh 9/21/14
-3	vs New York Giants 10/7/18
-1	4x, most recently, at Detroit 11/18/18

PUNT RETURN AVERAGE

Highest Punt Return Average, Season	
11.34	1996 [55-624]
11.33	2000 [21-238]
10.83	2005 [41-444]

RECORDS: REGULAR TEAM

Lowest Punt Return Average, Season

4.59	2006 (49-225)
5.50	2011 (32-176)
5.89	2004 (28-165)

TOUCHDOWNS RETURNING PUNTS

Most Touchdowns, Punt Returns, Season

2	2002
1	2017, 2014, 2003, 2001, 2000, 1996, 1995

Most Touchdowns, Punt Returns, Game

2	vs Cincinnati 12/8/02
1	7x, most recently, at New York Jets 11/26/17

KICKOFF RETURNS

Most Kickoff Returns, Season

76	2001, 1998
74	2010
66	1999

Fewest Kickoff Returns, Season

22	2015
26	2018
28	2013

Most Kickoff Returns, Game

9	at Atlanta 10/4/98
7	12x, most recently, at San Francisco 10/27/19

Fewest Kickoff Returns, Game

0	26x, most recently, at Indianapolis 12/22/19
1	42x, most recently, vs New Orleans 12/29/19

KICKOFF RETURN YARDS

Most Kickoff Return Yards, Season

1,834	1998
1,769	2001
1,619	2010

Fewest Kickoff Return Yards, Season

407	2015
582	2018
612	2013

Most Kickoff Return Yards, Game

252	at St. Louis 1/11/01
200	at Atlanta 10/4/98
189	at Washington 9/3/00

Fewest Kickoff Return Yards, Game

0	26x, most recently, at Indianapolis 12/22/19
3	at Dallas 11/26/15
4	vs Jacksonville 9/25/11

KICKOFF RETURN AVERAGE

Highest Kickoff Return Average, Season

26.20	1996 (50-1,310)
24.13	1998 (76-1,834)
23.74	2011 (39-926)

Lowest Kickoff Return Average, Season

18.50	2015 (22-407)
19.10	2007 (60-1,146)
19.35	2006 (62-1,200)

TOUCHDOWNS RETURNING KICKOFFS

Most Touchdowns, Kickoff Returns, Season

2	2001, 1999
1	2017, 2011, 2003, 2000, 1998, 1996

Most Touchdowns, Kickoff Returns, Game

1	10x, most recently, vs Tampa Bay 12/24/17
---	---

FUMBLES

Most Fumbles, Season

39	1998
33	2003, 2001
31	2010

Fewest Fumbles, Season

12	2015, 2013, 2008
13	2016, 2011
19	2017

Most Fumbles, Game

6	at Atlanta 12/18/04
	at San Francisco 11/8/98
	vs Atlanta 10/26/97

Fewest Fumbles, Game

0	most recently, at Indianapolis 12/22/19
---	---

FUMBLES LOST

Most Fumbles Lost, Season

19	1999
18	2002
17	1998

Fewest Fumbles Lost, Season

6	2018, 2017, 2013, 2011
7	2008
9	2015

Most Fumbles Lost, Game

4	3x, most recently, vs Tennessee 10/19/03
3	14x, most recently, at Houston 9/29/19

FUMBLES RECOVERED

Most Fumbles Recovered, Own and Opponents, Season

36	1998 (22 own, 14 opp)
32	2005 (13 own, 19 opp)
	2001 (20 own, 12 opp)

Fewest Fumbles Recovered, Own and Opponents, Season

13	2016 (3 own, 10 opp)
14	1999 (5 own, 9 opp)
16	2013 (6 own, 10 opp)

Most Fumbles Recovered, Own and Opponents, Game

7	at San Francisco 11/8/98 (4 own, 3 opp)
5	8x, most recently, vs Washington 11/22/15 (1 own, 4 opp)

Most Own Fumbles Recovered, Season

22	1998
20	2001
18	2003

Fewest Own Fumbles Recovered, Season

3	2016, 2015
5	2008, 1999
6	2013, 2005

Most Opponents Fumbles Recovered, Season

20	2000
19	2005
17	2007

Fewest Opponents Fumbles Recovered, Season

7	2019
8	2006
9	2018

Most Opponents Fumbles Recovered, Game

4	4x, most recently, vs Washington 11/22/15
---	---

TOUCHDOWNS

Most Touchdowns, Fumbles Recovered, Own and Opponents, Season

3	1996 (3 opp)
2	2001 (1 own, 1 opp), 2008 (2 opp)
1	9x, most recently, 2019 (1 opp)

Most Touchdowns, Opponents Fumbles Recovered, Season

3	1996
2	2016, 2008
1	2019, 2017, 2007, 2004, 2002, 2001, 1995

Most Touchdowns, Fumbles Recovered, Own and Opponents, Game! 18x

1	19x, most recently, vs Jacksonville 10/6/19
---	---

TURNOVERS

(NUMBER OF TIMES LOSING THE BALL ON INTERCEPTIONS AND FUMBLES)

Most Turnovers, Season

41	1995 (25 ints, 16 fum)
40	2002 (22 ints, 18 fum)
39	1997 (24 ints, 15 fum)

Fewest Turnovers, Season

19	2015 (10 ints, 9 fum)
	2013 (13 ints, 6 fum)
	2008 (12 ints, 7 fum)
22	2018 (16 ints, 6 fum)
	2017 (16 ints, 6 fum)
	2012 (12 ints, 10 fum)
23	2014 (12 ints, 11 fum)
	2011 (17 ints, 6 fum)

Most Turnovers, Game

7	vs Philadelphia 9/13/09 (5 ints, 2 fum)
	vs St. Louis 9/17/95 (5 ints, 2 fum)
6	6x, most recently, vs Atlanta 11/24/02 (4 ints, 2 fum)

Most Turnovers, Both Teams, Game

10	Carolina (6) at New Orleans (4) 11/26/95
9	3x, most recently, Carolina (6) vs New England (3) 1/6/02

Fewest Turnovers, Both Teams, Game

0	Carolina (0) at New Orleans (0) 12/8/13
	Carolina (0) at Kansas City (0) 12/2/12
	Carolina (0) at Washington (0) 11/4/12
	Carolina (0) vs Minnesota (0) 10/30/05
1	25x, most recently, Carolina (1) at Tampa Bay (0) 9/12/19

PENALTIES

Fewest Penalties, Season

80	2013
83	2017
	2014
84	2000

Most Penalties, Season

123	2004
116	2003
113	2011, 1998

Fewest Penalties, Game

0	vs Green Bay 12/14/97
1	6x, most recently, vs Philadelphia 10/12/17
2	11x, most recently, vs Seattle 12/15/19

Most Penalties, Game

16	at Tampa Bay 9/14/03
14	at Dallas 10/13/02
13	vs Washington 10/23/11

RECORDS: REGULAR TEAM

Fewest Penalties, Both Teams, Game

1	Carolina [0] vs Green Bay [1] 12/14/97
2	Carolina [1] vs New Orleans [1] 9/24/17
3	Carolina [2] at Detroit [1] 11/18/18

Most Penalties, Both Teams, Game

33	Carolina [16] at Tampa Bay [17] 9/14/03
24	Carolina [16] at Tampa Bay [17] 9/14/03
23	Carolina [14] at Dallas [9] 10/13/02

YARDS PENALIZED

Fewest Yards Penalized, Season

637	2008
638	1996
671	2013

Most Yards Penalized, Season

1,020	2004
1,013	2011
966	2003

Fewest Yards Penalized, Game

0	vs Green Bay 12/14/97
1	vs Philadelphia 10/12/17
5	vs New Orleans 9/24/17
	at New Orleans 1/1/12

Most Yards Penalized, Game

120	at Tampa Bay 9/14/03
106	at Dallas 10/13/02
105	vs Pittsburgh 9/21/14
	vs Washington 10/23/11

Fewest Yards Penalized, Both Teams, Game

10	Carolina [0] vs Green Bay [10] 12/14/97
15	Carolina [5] vs New Orleans [10] 9/24/17
20	Carolina [15] at Detroit [5] 11/18/18

Most Yards Penalized, Both Teams, Game

288	Carolina [120] at Tampa Bay [168] 9/14/03
197	Carolina [91] vs Atlanta [106] 10/3/04
196	Carolina [105] vs Pittsburgh [91] 9/21/14

TIME OF POSSESSION

Highest Average Time of Possession, Season

32:17	2017
31:54	2013
31:47	2014
31:44	2015

Lowest Average Time of Possession, Season

27:24	2010
27:30	2001
28:10	1998

Highest Time of Possession, Game

41:51	at New Orleans 12/5/04
41:47	at Atlanta 12/24/06
39:48	at New England 10/29/95 [OT]

Lowest Time of Possession, Game

19:52	at Atlanta 10/20/02
20:12	vs Atlanta 11/24/02
20:32	at Pittsburgh 12/15/02

Highest Time of Possession, Drive

11:18	at Buffalo 11/27/05 [16-74-FG]
11:01	vs Indianapolis 10/28/07 [18-40-TD]
10:36	at Atlanta 12/24/06 [16-73-TD]

Lowest Time of Possession, Scoring Touchdown

0:05	at Tampa Bay 10/13/19 [1-8]
	vs Arizona 10/19/08 [1-18]
	at San Francisco 10/17/99 [1-25]
0:06	vs St. Louis 12/23/01 [1-4]
	vs Detroit 11/16/08 [1-4]
0:07	vs New Orleans 11/17/16 [1-40]
	vs Dallas 12/24/05 [1-32]

RECORDS: REGULAR DEFENSE

SCORING

Fewest Points Allowed, Season	
218	1996
241	2013
259	2005
Most Points Allowed, Season	
470	2019
429	2011
413	1998
Fewest Points Allowed, Game	
0	6x, most recently, vs Atlanta 12/13/15
Most Points Allowed, Game	
52	at Pittsburgh 11/8/18 at Oakland 12/24/00
51	at San Francisco 10/27/19 at Atlanta 10/4/98
49	at Detroit 11/20/11
Fewest Touchdowns Allowed, Season	
21	2013
24	1996
27	2005
Most Touchdowns Allowed, Season	
56	2019
50	2011
48	2001
Fewest Touchdowns Allowed, Game	
0	32x, most recently, at Tampa Bay 10/29/17
Most Touchdowns Allowed, Game	
7	at San Francisco 10/27/19 at Pittsburgh 11/8/18 at Detroit 11/20/11 at Oakland 12/24/00
6	8x, most recently, vs New Orleans 12/29/19

FIRST DOWNS

Fewest First Downs Allowed, Season	
251	1996
262	2005
267	2006
Most First Downs Allowed, Season	
355	2019
331	1999
329	2016, 2011
Fewest First Downs Allowed, Game	
5	at Chicago 10/22/17
7	vs Arizona 11/19/95 vs New York Jets 10/15/95
8	7x, most recently, vs Cleveland 12/21/14
Most First Downs Allowed, Game	
33	at New Orleans 1/1/12
29	3x, most recently, at Seattle 12/4/16
28	4x, most recently, vs Jacksonville 10/6/19
Fewest First Downs Allowed, Rushing, Season	
69	2017, 1996
70	2013
72	2005
Most First Downs Allowed, Rushing, Season	
128	2019
121	2010
115	1999
Fewest First Downs Allowed, Rushing, Game	
0	vs Arizona 11/19/95 14x, most recently, vs Washington 11/22/15
Most First Downs Allowed, Rushing, Game	
16	at Pittsburgh 12/26/99
15	vs San Francisco 9/29/97
14	3x, most recently, at Indianapolis 12/22/19
Fewest First Downs Allowed, Passing, Season	
149	2006
155	2009, 2002
160	2005
Most First Downs Allowed, Passing, Season	
223	2016
198	2015
197	2019, 1998
Fewest First Downs Allowed, Passing, Game	
2	at Chicago 10/22/17 vs Chicago 10/10/10
3	at San Francisco 11/10/13 at Washington 11/26/06 at Buffalo 9/10/95
Fewest First Downs Allowed, Penalty, Season	
11	2001
13	2000
14	1995
Most First Downs Allowed, Penalty, Season	
32	2012, 2004
31	2010
30	2019, 2013, 2005, 2003

Most First Downs Allowed, Penalty, Game	
6	vs Atlanta 10/3/04
5	at Indianapolis 12/22/19 vs Houston 9/20/15 vs New England 11/18/13 vs Tennessee 11/13/11 at New England 12/13/09 vs Arizona 11/21/04 at Atlanta 12/7/03

OFFENSIVE PLAYS

Fewest Plays Allowed, Season	
948	2018
953	2017
972	2011
Most Plays Allowed, Season	
1,072	1995
1,060	2010
1,058	2015
Fewest Plays Allowed, Game	
37	at Chicago 10/22/17
41	vs Detroit 12/21/03
42	at Atlanta 12/24/06
Most Plays Allowed, Game	
84	vs Indianapolis 11/21/15 [OT] vs Arizona 11/21/04 at Tampa Bay 9/14/03 [OT]
83	vs San Francisco 11/18/01
Fewest Rushing Plays Allowed, Season	
352	2013
353	2017
364	2015
Most Rushing Plays Allowed, Season	
521	2001
503	2010
497	1997
Fewest Rushing Plays Allowed, Game	
8	vs St. Louis 11/19/06
10	vs Arizona 10/30/15
11	vs Atlanta 12/9/12 at New Orleans 12/28/08 at New Orleans 12/5/04 vs Seattle 10/8/00
Most Rushing Plays Allowed, Game	
49	vs San Francisco 9/29/97
47	4x, most recently, vs Atlanta 9/10/06
Fewest Passing Attempts Allowed, Season	
490	2011, 1997
495	2009
500	2006
Most Passing Attempts Allowed, Season	
650	2015
612	2016
586	1995
Fewest Passing Attempts Allowed, Game	
16	at Atlanta 9/23/01
17	at Chicago 10/21/11 at Tampa Bay 10/18/09
18	3x, most recently, at New York Jets 11/29/09
Most Passing Attempts Allowed, Game	
61	vs Tampa Bay 9/14/03
58	vs Houston 9/20/15
56	vs Atlanta 12/17/95
Most Plays Allowed, Drive	
24	at New Orleans 10/7/07 [BFG]
19	at Minnesota 9/21/08 [FG]
	at New Orleans 10/7/06 [FG]
18	vs Dallas 10/12/12 [FG] vs Atlanta 12/19/10 [FG]

NET YARDS ALLOWED

Fewest Net Yards Allowed, Season	
4,522	2005
4,646	2002
4,725	2003
Most Net Yards Allowed, Season	
6,042	2011
5,992	2019
5,943	2001
Fewest Net Yards Allowed, Game	
96	vs Arizona 11/19/95
106	vs Detroit 12/21/03
111	vs St. Louis 11/19/06
Most Net Yards Allowed, Game	
617	at New Orleans 1/1/12
571	at Atlanta 10/2/16
534	at Seattle 12/4/16

RECORDS: REGULAR DEFENSE

Most Net Yards Allowed, Drive

99	at Atlanta 10/2/16 (TD)
98	at Atlanta 10/2/16 (TD)
	vs Pittsburgh 9/21/14 (TD)
	at Tampa Bay 12/20/07 (TD)
	vs Atlanta 9/6/98 (TD)
	at Atlanta 9/3/95 (TD)
96	vs Green Bay 9/18/11 (TD)
	at Seattle 12/5/10 (TD)

RUSHING

Fewest Rushing Yards Allowed, Season

1,391	2013
1,409	2017
1,415	2015

Most Rushing Yards Allowed, Season

2,301	2001
2,296	2019
2,133	1998

Fewest Rushing Yards Allowed, Game

14	vs Washington 11/22/15
24	vs Arizona 10/30/16
25	vs New York Jets 10/15/95

Most Rushing Yards Allowed, Game

337	at St. Louis 11/1/01
301	at New York Giants 12/1/08 (OT)
264	vs Pittsburgh 9/21/14

Lowest Average Rushing Gain Allowed, Season

3.50	1995 (450-1,576)
3.59	2005 (408-1,465)
3.69	2002 (448-1,653)

Highest Average Rushing Gain Allowed, Season

5.16	2019 (445-2,296)
4.70	2018 (384-1,804)
4.64	2011 (451-2,093)

Lowest Average Rushing Gain Allowed, Game (min 15 att)

1.11	at Philadelphia 10/27/96 (27-30)
1.61	at Philadelphia 11/10/14 (23-37)
1.73	at Atlanta 1/1/06 (15-26)

Highest Average Rushing Gain Allowed, Game (min 15 att)

9.24	vs Atlanta 12/23/18 (21-194)
8.28	at Seattle 12/4/16 (29-240)
8.27	vs Washington 12/1/19 (30-248)

Fewest Rushing Touchdowns Allowed, Season

4	2013
6	1996
7	2017

Most Rushing Touchdowns Allowed, Season

31	2019
20	2010
19	2004

Most Rushing Touchdowns Allowed, Game

5	at San Francisco 10/27/19
	at Atlanta 11/22/08
4	at St. Louis 11/1/01
3	17x, most recently, at Indianapolis 12/22/19

PASSING

Fewest Net Passing Yards Allowed, Season

2,993	2002
3,000	2006
3,003	2003

Most Net Passing Yards Allowed, Season

4,291	2016
3,949	2011
3,847	2018

Fewest Net Passing Yards Allowed, Game

29	vs Chicago 10/10/16
46	at San Francisco 11/10/13
49	vs Detroit 9/15/02

Most Net Passing Yards Allowed, Game

481	at Atlanta 10/2/16
460	at New Orleans 10/16/16
409	at New Orleans 1/1/12

Fewest Touchdown Passes Allowed, Season

14	2009
15	2005, 1995
17	2013, 1997, 1996

Most Touchdowns Passes Allowed, Season

32	2018
30	1998
28	2011

Most Touchdown Passes Allowed, Game

5	at Pittsburgh 11/8/18
	at New Orleans 1/1/12
	at Detroit 11/20/11
	at Oakland 12/24/00
	vs Green Bay 9/27/98

SACKS

Most Sacks, Season

60	2013, 1996
53	2019
52	2002

Fewest Sacks, Season

23	2007
26	2001
27	2000

Most Sacks, Game

9	at Atlanta 12/29/13
8	at Arizona 9/22/19
	vs Arizona 10/30/16
7	7x, most recently, vs New York Giants 9/22/13

Most Opponent Yards Lost Attempting to Pass, Season

424	2013
371	1996
336	2002

Fewest Opponent Yards Lost Attempting to Pass, Season

167	2001
170	2011
177	2007

Most Opponent Yards Lost Attempting to Pass, Game

64	at Atlanta 9/30/12
62	vs St. Louis 11/19/06
59	vs Atlanta 12/13/15

INTERCEPTIONS

Most Passes Intercepted, Season

26	2004
24	2015, 2001
23	2005

Fewest Passes Intercepted, Season

10	2017
11	2012, 1997
12	2008

Most Passes Intercepted, Game

6	vs St. Louis 12/12/04
5	3x, most recently, at Tampa Bay 10/13/19

Most Consecutive Games With an Interception

14	1996
10	2001
9	2016, 2015, 2004

Most Interception Return Yards, Season

440	2005
420	2004
374	2001

Fewest Interception Return Yards, Season

72	1997
86	2018
115	2006

Most Interception Return Yards, Game

117	at San Francisco 11/5/95
115	at Atlanta 12/28/14
101	at Tampa Bay 11/6/05

Most Interceptions Returned for Touchdowns, Season

4	2015, 2013
3	2012, 2003
2	2014, 2006, 2005, 2004, 2000, 1998, 1995

Most Interceptions Returned for Touchdowns, Game

2	at Dallas 11/26/15
	at Atlanta 12/28/14
1	30x, most recently, at Atlanta 10/2/16
	Most Interceptions Returned for Touchdowns, Both Teams, Game
2	5x, most recently, Carolina [1] at Atlanta [1] 10/2/16

PUNTING

Fewest Opponent Punts, Season

52	2011
58	2000
64	2018, 2004

Most Opponent Punts, Season

103	2002
98	2006
95	1996

Fewest Opponent Punts, Game

0	at Kansas City 12/10/00
1	16x, most recently, vs Tampa Bay 12/24/17

Most Opponent Punts, Game

11	at Oakland 11/9/08
	vs Detroit 9/15/02
10	3x, most recently, vs New Orleans 12/05

Highest Opponent Punting Average, Season

46.80	2016 (71-3,323)
46.29	2015 (78-3,611)
46.25	2019 (67-3,099)

Lowest Opponent Punting Average, Season

39.51	1999 (74-2,924)
39.84	2000 (58-2,311)
40.38	1995 (94-3,796)

RECORDS: REGULAR DEFENSE

Highest Opponent Punting Average, Game (min 3 punts)	
58.00	vs Washington 12/1/19 (5-290)
55.70	vs Arizona 10/19/08 (3-167)
	vs Oakland 11/7/04 (3-167)
55.20	at Green Bay 10/19/14 (5-276)
Lowest Opponent Punting Average, Game (min 3 punts)	
25.67	vs San Francisco 12/18/99 (3-77)
28.30	at New England 12/13/09 (3-85)
28.67	at New York Giants 9/12/10 (3-86)
Most Opponent Punts Blocked, Season	
1	2019, 2013, 2010, 2006, 2004, 2003, 1999, 1998, 1997, 1996, 1995
Most Opponent Punts Blocked, Game	
1	10x, most recently, vs Los Angeles Rams 9/8/19
Most Consecutive Opponent Punts Without a Block	
369	2013-2019
266	2004-2010
264	1999-2003
Most Opponent Punts Inside 20 Yard Line, Season	
40	2006
31	2012, 2007, 2003
30	2009
Fewest Opponent Punts Inside 20 Yard Line, Season	
13	2000
14	1998
15	2011
Most Opponent Punts Inside 20 Yard Line, Game	
7	vs New Orleans 1/3/10
6	vs New York Giants 12/10/06
5	4x, most recently, at Tampa Bay 1/1/17

PUNT RETURNS

Fewest Opponent Punt Returns, Season	
20	1998
22	2018
25	2000
Most Opponent Punt Returns, Season	
63	2002
61	2006
55	2007
Fewest Punt Return Yards Allowed, Season	
94	1998
158	1999
173	1996
Most Punt Return Yards Allowed, Season	
579	2007
554	2002
488	2010
Fewest Punt Return Yards Allowed, Game	
-4	at Washington 11/4/12
	vs Washington 10/23/11
-3	5x, most recently, at Indianapolis 11/27/11
Most Punt Return Yards Allowed, Game	
195	at Indianapolis 12/22/19
168	at Denver 11/9/97
139	at New Orleans 12/29/02
Lowest Opponent Punt Return Average, Season	
4.70	1998 (20-94)
4.94	1999 (32-158)
5.41	1996 (32-173)
Highest Opponent Punt Return Average, Season	
15.54	2014 (28-435)
13.31	2011 (35-466)
12.18	2019 (40-487)
Longest Punt Return Allowed, Game	
94	at Green Bay 11/18/07 (TD)
89	at Arizona 9/11/11 (TD)
	vs Detroit 12/21/03 (TD)
Most Punt Returns for Touchdowns Allowed, Season	
3	2019, 2011
2	1997
1	2016, 2015, 2014, 2012, 2010, 2009, 2008, 2007, 2006, 2003, 2001
Most Punt Returns for Touchdowns Allowed, Game	
2	at Indianapolis 12/22/19
	at Denver 11/9/97
1	15x, most recently, vs Atlanta 11/17/19

KICKOFF RETURNS

Fewest Opponent Kickoff Returns, Season	
5	2019
12	2017
17	2018
Most Opponent Kickoff Returns, Season	
80	2005
76	1999
71	1996
Fewest Opponent Kickoff Returns, Game	
0	47x, most recently, vs New Orleans 12/29/19
Most Opponent Kickoff Returns, Game	
9	at New Orleans 12/5/04
	2x, most recently, at Atlanta 1/1/06
Fewest Kickoff Return Yards Allowed, Season	
102	2019

254	2017
406	2018
Most Kickoff Return Yards Allowed, Season	
1,702	2005
1,477	2004
1,439	1995
Fewest Kickoff Return Yards Allowed, Game	
0	47x, most recently, vs New Orleans 12/29/19
2	at Cleveland 12/9/18
11	vs Washington 8/31/97
Most Kickoff Return Yards Allowed, Game	
237	at New Orleans 12/5/04
199	at Arizona 10/14/07
190	vs Washington 11/22/15
Lowest Kickoff Return Average Allowed, Season	
17.50	2000 (64-1,120)
18.13	2016 (23-417)
18.52	2002 (50-926)
Highest Kickoff Return Average Allowed, Season	
32.44	2014 (18-584)
27.03	2011 (30-811)
26.62	2015 (34-905)
Longest Kickoff Return Allowed, Game	
101	at San Francisco 11/16/97 (TD)
99	vs Washington 11/22/15 (TD)
97	at Cincinnati 10/12/14 (OT)
	at Tampa Bay 10/18/09 (TD)
Most Kickoff Returns for Touchdowns Allowed, Season	
1	2015, 2009, 1998, 1997
Most Kickoff Returns for Touchdowns Allowed, Game	
1	vs Washington 11/22/15
	at Tampa Bay 10/18/09
	at Atlanta 11/4/98
	at San Francisco 11/16/97

FUMBLES

Fewest Opponent Fumbles, Season	
16	2019
17	2013
18	2012
Most Opponent Fumbles, Season	
37	2000
36	2002
30	2007
Most Opponent Fumbles, Game	
5	7x, most recently, vs Washington 11/22/15

TURNOVERS

Fewest Opponent Turnovers, Season	
21	2019 (14 int, 7 fum)
	2017 (10 int, 11 fum)
22	2006 (14 ints, 8 fum)
	1997 (11 ints, 11 fum)
23	2018 (13 ints, 10 fum)
	2012 (11 ints, 12 fum)
Most Opponent Turnovers, Season	
42	2005 (23 ints, 19 fum)
39	2015 (24 ints, 15 fum)
38	2004 (26 ints, 12 fum)
	2000 (17 ints, 21 fum)
	1996 (22 ints, 16 fum)
Most Opponent Turnovers, Game	
7	at Tampa Bay 10/13/19 (5 int, 2 fum)
	vs St. Louis 12/12/04 (6 ints, 1 fum)
	vs St. Louis 12/30/00 (4 ints, 3 fum)
6	3x, most recently, at Arizona 11/1/09 (5 ints, 1 fum)
Most Consecutive Games, Opponent Turnovers	
16	1996
13	2015-16
12	2004

TIME OF POSSESSION

Lowest Average Time of Possession Allowed, Season	
27:42	2017
28.06	2013
28:16	2015
Highest Average Time of Possession Allowed, Season	
32:36	2010
32:30	2001
31:50	1998
Lowest Time of Possession Allowed, Game	
18:09	at New Orleans 12/5/04
18:13	at Atlanta 12/24/06
20:20	vs Seattle 10/8/00
Highest Time of Possession Allowed, Game	
40:08	at Atlanta 10/20/02
39:48	vs Atlanta 11/24/02
39:28	at Pittsburgh 12/15/02

RECORDS: REGULAR OPPONENT

SCORING POINTS

Most Points, Game	
24	Tevin Coleman, at San Francisco 10/27/19 (4TD: 3-R, 1-P) Michael Turner, Atlanta 11/23/08 (4TD: 4-R)
18	12x, most recently, Aaron Jones, at Green Bay 11/16/19 (3TD: 3-R)

TOUCHDOWNS

Most Touchdowns, Game	
4	Tevin Coleman, at San Francisco 10/27/19 (4TD: 3-R, 1-P) Michael Turner, Atlanta 11/23/08 (4TD: 4-R)
3	11x, most recently, Aaron Jones, at Green Bay 11/16/19 (3 TD: 3-R)

POINTS AFTER TOUCHDOWN

Most PATs Attempted, Game	
7	Chris Boswell, at Pittsburgh 11/8/18 Jason Hanson, at Detroit 11/20/11
6	Sebastian Janikowski, at Oakland 12/24/00 9x, most recently, Wil Lutz, vs New Orleans 12/29/19

Most PATs, Game	
7	Chris Boswell, at Pittsburgh 11/8/18 Jason Hanson, at Detroit 11/20/11
6	Sebastian Janikowski, at Oakland 12/24/00 8x, most recently, Wil Lutz vs New Orleans 12/29/19

Most PATs, No Misses, Game	
7	Chris Boswell, at Pittsburgh 11/8/18 Jason Hanson, at Detroit 11/20/11
6	Sebastian Janikowski, at Oakland 12/24/00 8x, most recently, Wil Lutz vs New Orleans 12/29/19

TWO-POINT CONVERSIONS

Most Two-Point Conversions, Game	
1	27x, most recently, Mike Evans, at Tampa Bay 10/13/19

FIELD GOALS

Most Field Goals Attempted, Game	
5	5x, most recently, Matt Bryant, at Atlanta 12/31/17
4	29x, most recently, Youngboe Koo, at Atlanta 12/8/19

Most Field Goals, Game	
5	Matt Bryant, at Atlanta 12/31/17 Lawrence Tynes, New York Giants 9/20/12
4	14x, most recently, Youngboe Koo, at Atlanta 12/8/19

Most Field Goals, One Quarter	
3	Matt Bryant, at Atlanta 12/31/17 (4th) Cairo Santos, Kansas City 11/13/16 (4th) Connor Barth, at Tampa Bay 12/4/11 (2nd) Mason Crosby, Green Bay 9/18/11 (3rd) Jason Hanson, at Detroit 11/16/08 (2nd) Martin Gramatica, Tampa Bay 10/27/02 (4th)

Longest Field Goal Attempted	
58	Stephen Gostkowski, at New England 10/17 [G] Steven Hauschka, Seattle 11/26/14 [G] Morten Andersen, at Atlanta 9/3/95 [S] 57 Justin Tucker, at Baltimore 9/28/14 [WL] Olindo Mare, New Orleans 11/25/07 [S] John Carney, New Orleans 10/5/03 [LU]

Longest Field Goal	
58	Stephen Gostkowski, at New England 10/17/17 Steven Hauschka, Seattle 11/26/14
56	Dustin Hopkins, at Washington 10/14/18 Matt Bryant, at Atlanta 12/31/17 (4th) Jason Hanson, Detroit 11/16/08 Doug Brien, at New Orleans 9/13/98 55 Dan Carpenter, at Buffalo 9/15/13

Most Field Goals, No Misses, Game	
5	Matt Bryant, at Atlanta 12/31/17 (4th) Lawrence Tynes, New York Giants 9/20/12
4	12x, most recently, Youngboe Koo, at Atlanta 12/8/19

Most Field Goals, 50 or More Yards, Game	
2	Matt Bryant, Atlanta 12/24/16 (51, 50) Martin Gramatica, Tampa Bay 10/27/02 (52, 53) Doug Brien, New Orleans 11/30/97 (51, 50)
1	37x, most recently, Youngboe Koo, at Atlanta 12/8/19 (50)

SAFETIES

Most Safeties, Game	
1	10x, most recently, Danielle Hunter, Minnesota 9/25/16

RUSHING

RUSHING ATTEMPTS	
Most Rushing Attempts Game	
38	Ricky Williams, at New Orleans 10/15/00
34	Julius Jones, Dallas 12/24/05
33	2x, most recently, Alham Green, Green Bay 9/13/04

RUSHING YARDS

Most Rushing Yards, Game	
215	Derrick Ward, at New York Giants 12/21/08
205	Matt Forte, at Chicago 10/2/11
202	Marshall Faulk, St. Louis 12/23/01

Longest Run From Scrimmage	
89	Giovani Bernard, at Cincinnati 10/12/14 (TD)
81	Le'Veon Bell, Pittsburgh 9/2/14
80	Fred Taylor, Jacksonville 12/9/07 (TD) Kordell Stewart, Pittsburgh 12/22/96 (TD)

AVERAGE RUSHING GAIN

Highest Average Rushing Gain, Game (min 10 att)	
14.33	Derrick Ward, at New York Giants 12/21/08 (14-215)
12.90	Derrius Guice, Washington 12/1/19 (10-129)
12.20	Marshall Faulk, at St. Louis 11/11/01 (15-183)

RUSHING TOUCHDOWNS

Most Rushing Touchdowns, Game	
4	Michael Turner, at Atlanta 11/23/08
3	Aaron Jones, at Green Bay 11/10/19 Tevin Coleman, at San Francisco 10/27/19 Michael Turner, Atlanta 12/12/10 Marshawn Lynch, at Seattle 12/5/10 Peyton Hillis, at Cleveland 11/28/10 Brandon Jacobs, at New York Giants 12/21/08

PASSING

PASS ATTEMPTS	
Most Pass Attempts, Game	
61	Brad Johnson, at Tampa Bay 9/14/03
58	Ryan Mallett, Houston 9/20/15
54	James Winston, at Tampa Bay 10/13/19 Matt Ryan, Atlanta 9/16/18 Jeff Garcia, San Francisco 11/18/01

COMPLETIONS

Most Completions, Game	
38	Matt Ryan, Atlanta 9/16/18
35	Drew Brees, New Orleans 11/17/16 Carson Palmer, Arizona 10/30/16 Kurt Warner, Arizona 10/19/08 34 Drew Brees, at New Orleans 10/16/16 Matt Ryan, Atlanta 12/9/12 Brad Johnson, at Tampa Bay 9/14/03 Jeff Garcia, San Francisco 11/18/01

COMPLETION PERCENTAGE

Highest Completion Percentage, Game (min 20 att)	
88.00	Ben Roethlisberger, at Pittsburgh 11/8/18 (25-22)
86.36	Aaron Rodgers, at Green Bay 10/19/14 (22-19)
85.19	Mark Brunell, Jacksonville 9/7/03 (27-23)

PASSING YARDS

Most Passing Yards, Game	
511	Matt Ryan, Atlanta 9/16/18
503	Matt Ryan, at Atlanta 10/2/16
465	Drew Brees, at New Orleans 10/16/16

Longest Pass Completion	
94	Chris Chandler [to Jamal Anderson], at Atlanta 9/23/01 (TD)
92	Matt Ryan [to Olanide Zaccheaus], at Atlanta 12/8/19 (TD)
87	Drew Brees [to Brandin Cooks], at New Orleans 10/16/16 (TD)

AVERAGE PASSING GAIN

Highest Average Passing Gain, Game (min 20 att)	
13.59	James Winston, Tampa Bay 12/24/17 (27-367) Matt Ryan, at Atlanta 10/2/16 (37-503)
13.10	Ben Roethlisberger, at Pittsburgh 11/8/18 (25-328)
13.05	Jason Garrett, at Dallas 10/11/98 (22-287)

TOUCHDOWN PASSES

Most Touchdown Passes, Game	
5	Ben Roethlisberger, at Pittsburgh 11/8/18 Drew Brees, at New Orleans 11/1/12 Matthew Stafford, at Detroit 11/20/11 Rich Gannon, at Oakland 12/24/00 Brett Favre, Green Bay 9/27/98
4	12x, most recently, Ryan Fitzpatrick, Tampa Bay 11/4/18

PASSES HAD INTERCEPTED

Most Passes Had Intercepted, Game	
6	Chris Chandler, St. Louis 12/12/04
5	James Winston, at Tampa Bay 10/13/19 Josh Freeman, Tampa Bay 12/6/09 Kurt Warner, at Arizona 11/1/09
4	11x, most recently, Andy Dalton, Cincinnati 9/23/18

Most Pass Attempts, No Interceptions, Game	
51	Mike Glennon, at Tampa Bay 10/24/13
48	Drew Brees, at New Orleans 10/3/10
45	Tom Brady, at New England 10/1/17 Matt Ryan, at Atlanta 12/31/17 Matt Ryan, Atlanta 11/16/14 Jeff Garcia, at San Francisco 10/17/99

RECEIVING

Most Receptions, Game	
13	Darren Sproles, New Orleans 9/16/12 Joe Horn, at New Orleans 12/2/01
12	Matt Forte, Chicago 10/5/14 Julio Jones, at Atlanta 10/2/16
10	15x, most recently, James White, at New England, 10/1/17

RECEIVING YARDS

Most Receiving Yards, Game	
300	Julio Jones, at Atlanta 10/2/16
208	Rod Gardner, at Washington 10/21/01
200	Antonio Bryant, Tampa Bay 12/8/08

RECORDS: REGULAR OPPONENT

Longest Pass Reception

94	Jamal Anderson (from Chris Chandler), at Atlanta 9/23/01 (TD)
93	Olamide Zaccheaus (from Matt Ryan), at Atlanta 12/8/19 (TD)
87	Brandin Cooks (from Drew Brees), at New Orleans 10/16/16 (TD)
86	Marques Colston (from Drew Brees), New Orleans 10/1/06 (TD)
	Marcus Pollard (from Joey Harrington), at Detroit 10/16/05

AVERAGE PER RECEPTION

Highest Average Per Reception, Game (min 3 rec)

35.00	Early Doucet, at Arizona 9/11/11 (3-105)
	Marcus Pollard, at Detroit 10/16/05 (3-105)
34.67	Julio Jones, Atlanta 12/11/11 (3-104)
	Joey Galloway, at Dallas 10/13/02 (3-104)
	Rod Gardner, at Washington 10/21/01 (6-208)

TOUCHDOWN RECEPTIONS

Most Touchdown Receptions, Game

3	Hakeem Nicks, at New York Giants 9/12/10
	Derrick Mayes, Green Bay 9/27/98
2	46x, most recently, O.J. Howard and Adam Humphries, Tampa Bay 11/4/18

INTERCEPTIONS

Most Interceptions, Game

3	Andrew Adams, at Tampa Bay 12/21/18
2	30x, most recently, Pierre Desir, at Indianapolis 12/22/19

INTERCEPTION RETURN YARDS

Most Interception Return Yards, Game

85	Otis Smith, New England 1/6/02
76	Eddie Jackson, at Chicago 10/22/17
68	Nathan Vasher, at Chicago 11/20/05

Longest Interception Return

76	Eddie Jackson, at Chicago 10/22/17
	Otis Smith, New England 1/6/02
67	Darrelle Revis, at New York Jets 11/29/09
	Lavar Arrington, at Washington 10/21/01
64	Kennoy Kennedy, at Detroit 10/16/05
	Lee Sheppard, at Philadelphia 10/17/04

TOUCHDOWNS

Most Interceptions Returned for Touchdown, Game

1	47x, most recently, A.J. Klein, vs. New Orleans 12/29/19
---	--

PUNTING

Most Punts, Game

11	Shane Lechler, at Oakland 11/9/08
	John Jeff, Detroit 9/15/02
10	3x, most recently, Mitch Berger, New Orleans 12/05/05

Longest Punt

79	Tress Way, Washington 12/1/19
75	Johnny Hekker, at Los Angeles Rams 11/6/16
71	Bryan Anger, Tampa Bay 9/29/19
	Johnny Hekker, Los Angeles Rams 9/8/19

GROSS PUNTING AVERAGE

Highest Punting Average, Game (min 4 att)

55.20	Tim Masthay, at Green Bay 10/19/14 (5-276)
53.20	Tress Way, Washington 11/22/15 (5-266)
52.75	Thomas Morstead, at New Orleans 10/16/16 (4-211)

INSIDE THE 20

Most Punts Inside the 20, Game

7	Thomas Morstead, New Orleans 1/3/10
6	Jeff Feagles, New York Giants 12/10/06
4x, most recently,	Bryan Anger, at Tampa Bay 1/1/17

TOUCHBACKS

Most Touchbacks, Game

3	Chris Kluwe, Minnesota 12/20/09
	Brad Maynard, at Chicago 11/20/05
	Kyle Richardson, at Minnesota 9/22/02
	Mitch Berger, at Minnesota 11/19/00

PUNTS HAD BLOCKED

Most Punts Had Blocked, Game

1	10x, most recently, Johnny Hekker, Los Angeles Rams 9/8/19
---	--

PUNT RETURNS

Most Punt Returns, Game

8	Trandon Holliday, Denver 11/11/12
7	Marcus Thigpen, at Miami 11/24/13
	Johnnie Lee Higgins, at Oakland 11/9/08
	Michael Lewis, New Orleans 11/1/02
	Darrien Gordon, at Green Bay 9/29/02

FAIR CATCHES

Most Fair Catches, Game

5	Vinny Sutherland, at San Francisco 11/8/01
	Chad Morton, at New Orleans 10/15/00
4	6x, most recently, Brandin Cooks, New Orleans 10/30/14

PUNT RETURN YARDS

Most Punt Return Yards, Game

195	Nyheim Hines, at Indianapolis 12/22/19
168	Darrien Gordon, at Denver 11/9/97
139	Michael Lewis, at New Orleans 12/29/02

Longest Punt Return

94	Tramon Williams, at Green Bay 11/18/07 (TD)
89	Patrick Peterson, at Arizona 9/11/11 (TD)
	Reggie Swinton, Detroit 12/21/03 (TD)
85	DeSean Jackson, Philadelphia 9/13/09 (TD)

PUNT RETURN AVERAGE

Highest Punt Return Average, Game (min 3 ret)

65.00	Nyheim Hines, at Indianapolis 12/22/19
33.60	Darrien Gordon, at Denver 11/9/97 (5-168)
31.00	Harry Douglas, at Atlanta 11/23/08 (3-93)

TOUCHDOWNS

Most Punt Returns for Touchdowns, Game

2	Nyheim Hines, at Indianapolis 12/22/19
	Darrien Gordon, at Denver 11/9/97
1	15x, most recently, Kenjon Barner, vs. Atlanta 11/17/19

KICKOFF RETURNS

Most Kickoff Returns, Game

8	DeAndre Cobb, at Atlanta 1/1/06
	Aaron Stecker, at New Orleans 12/5/04
7	5x, most recently, Justin Miller, New York Jets 11/13/05

KICKOFF RETURN YARDS

Most Kickoff Return Yards, Game

214	Aaron Stecker, at New Orleans 12/5/04
181	DeAndre Cobb, at Atlanta 1/1/06
177	Andre Roberts, Washington 11/22/15

Longest Kickoff Return

101	Terry Kirby, at San Francisco 11/16/97 (TD)
99	Andre Roberts, Washington 11/22/15 (TD)
97	Adam Jones, at Cincinnati 10/12/14 (TD)
	Sammie Stroughter, at Tampa Bay 10/18/09 (TD)

KICKOFF RETURN AVERAGE

Highest Kickoff Return Average, Game (min 3 ret)

47.50	Sammie Stroughter, at Tampa Bay 10/18/09 (3-142)
45.00	David Reed, Baltimore 11/21/10 (3-135)
44.33	Daniel Manning, Chicago 10/10/10 (3-133)

TOUCHDOWNS

Most Kickoff Returns for Touchdowns, Game

1	Andre Roberts, Washington 11/22/15
	Sammie Stroughter, at Tampa Bay 10/18/09
	Tim Dwight, at Atlanta 10/4/98
	Terry Kirby, at San Francisco 11/16/97

COMBINED KICK RETURNS

Most Combined Kick Returns, Game

11	Johnnie Lee Higgins, at Oakland 11/9/08 (7-P, 4-K)
	Michael Lewis, New Orleans 11/10/02 (7-P, 4-K)
	Brian Mitchell, at Washington 10/3/99 (4-P, 7-K)
	Tyrone Hughes, New Orleans 10/22/95 (6-P, 5-K)

COMBINED KICK RETURN YARDS

Most Combined Kick Return Yards, Game

214	Aaron Stecker, at New Orleans 12/5/04 (214-K)
207	Roell Preston, Green Bay 9/27/98 (40-P, 167-K)
201	Michael Lewis, at New Orleans 12/29/02 (62-P, 139-K)

TOUCHDOWNS

Most Combined Kick Returns for Touchdowns, Game

2	Nyheim Hines, at Indianapolis 12/22/19 (2-P)
	Darrien Gordon at Denver 11/9/97 (2-P)
1	11x, most recently, Kenjon Barner, vs. Atlanta 11/17/19 (1-P)

COMBINED NET YARDS

(YARDS GAINED VIA RUSHING, RECEIVING, INTERCEPTION RETURN, PUNT RETURN, KICKOFF RETURN, AND FUMBLE RETURN)

COMBINED ATTEMPTS

Most Combined Attempts, Game

41	Ricky Williams, at New Orleans 10/15/00 (38-R, 3-P)
36	2x, most recently, Julius Jones, Dallas 12/24/05 (34-R, 2-P)

Most Combined Net Yards, Game

300	Julio Jones, at Atlanta 10/21/16 (300-P)
252	Marshall Faulk, St. Louis 12/23/01 (202-R, 50-P)
235	Tim Dwight, Atlanta 11/28/99 (3-R, 102-P, 115-KOR, 15-PK)

SACKS

Most Sacks, Game

4.5	Mario Williams, at Buffalo 9/15/13
3.5	Connor Barwin, at Philadelphia 11/10/14
	Chris Doleman, at San Francisco 11/8/98
	Chris Doleman, at Atlanta 9/3/95
3.0	15x, most recently, Nick Bosa, at San Francisco 10/27/19

FUMBLES

Most Fumbles, Game

5	Josh Johnson, at Tampa Bay 10/18/09
4	Phillip Rivers, at San Diego 12/16/12
	Shaun King, Arizona 11/21/04
3	9x, most recently, Gardner Minshew, Jacksonville 10/6/19

Most Own Fumbles Recovered, Game

2	10x, most recently, Kenjon Barner, at Atlanta 11/17/19
---	--

RECORDS: REGULAR OPPONENT

Most Opponent Fumbles Recovered, Game	
2	7x, most recently, Lavonte David, Tampa Bay 1/3/16
Longest Fumble Return	
102	Travis Davis, at Pittsburgh 12/26/99 (TD)
90	Keith Mitchell, New Orleans 11/12/00 (TD)
75	Eddie Jackson, at Chicago 10/22/17 (TD)

TOUCHDOWNS

Most Touchdowns, Game (Opponents Recovered)	
1	25x, most recently, Eddie Jackson, at Chicago 10/22/17
Most Touchdowns, Game (Own Recovered)	
1	Steve Breaston, Arizona 12/19/10
	Zach Wiegert, St. Louis 12/20/97

BLOCKED KICKS

Most Blocked Punts, Game	
2	Osi Umenyiora, at New York Giants 12/28/03
1	14x, most recently, Adam Thielen and Jasper Brinkley, at Minnesota 11/30/14
Most Blocked Field Goals, Game	
1	21x, most recently, Calais Campbell, Jacksonville 10/6/19
Most Blocked Point After Touchdowns, Game	
1	9x, most recently, Dane Cruikshank, Tennessee 11/3/19
Longest Return of Blocked Field Goal	
72	Aeneas Williams, Arizona 11/19/95 (TD)
Most Touchdowns With Blocked Kick Recovery	
1	Everson Griffin, Minnesota 11/30/14 (P, 43 yds)
	Adam Thielen, Minnesota 11/30/14 (P, 30 yds)
	Geno Hayes, at Tampa Bay 10/12/08 (P, 22 yds)
	Brandon Lloyd, Chicago 9/14/08 (P, 9 yds)
	Chris Hayes, New York Jets 10/28/01 (P, 38 yds)
	Aeneas Williams, Arizona 11/19/95 (FG, 72 yds)

RECORDS: PLAYOFF INDIVIDUAL

SERVICE

Most Games Played	
11	Thomas Davis, 2005-2018
10	John Kasay, 1995-2010
9	Julius Peppers, 2002-2009, 2017-2018
	Jordan Gross, 2003-2013
	Steve Smith, 2001-2013
8	Ryan Kalil, 2007-2018
	Jake Delhomme, 2003-2009
	Nick Goings, 2001-2008
	Brad Hoover, 2000-2009
	Jason Kyle, 2001-2008
	Dante Wesley, 2002-2005, 2007-2009
Most Games Started	
9	Julius Peppers, 2002-2009, 2017-2018
	Jordan Gross, 2003-2013
	Steve Smith, 2001-2013
8	Thomas Davis 2005-2018
	Ryan Kalil, 2007-2018
	Jake Delhomme, 2003-2009

SCORING

Most Points, Career	
81	John Kasay, 10 games (21 FG, 18 PAT)
60	Steve Smith, 9 games (10 TD, 8-P, 1-R, 1-RET)
54	Graham Gano, 7 games (12 FG, 18 PAT)
Most Points, Postseason	
35	John Kasay, 2003 (9 FG, 8 PAT)
30	Steve Smith, 2005 (5 TD, 3-P, 1-R, 1-RET)
24	John Kasay, 2005 (6 FG, 6 PAT)
Most Points, Game	
17	John Kasay, vs Dallas 1/3/04 (5 FG, 2 PAT)
14	Graham Gano, at New Orleans 1/7/18 (4 FG, 2 PAT)
	John Kasay, vs Dallas 1/5/97 (4 FG, 2 PAT)
12	5x, most recently, Cam Newton, vs Arizona 1/24/16 (2 TD, 2-R)

TOUCHDOWNS

Most Touchdowns, Career	
10	Steve Smith, 9 games (8-P, 1-R, 1-RET)
5	Jonathan Stewart, 6 games (5-R)
3	Muhsin Muhammad, 7 games (2-P, 1-RET)
Most Touchdowns, Postseason	
5	Steve Smith, 2005 (3-P, 1-R, 1-RET)
3	Jonathan Stewart, 2015 (3-R)
	Muhsin Muhammad, 2003 (2-P, 1-RET)
	Steve Smith, 2003 (3-P)
2	Kelvin Benjamin, 2014 (2-P)
	DeShaun Foster, 2003 (2-R)
Most Touchdowns, Game	
2	Cam Newton, vs Arizona 1/24/16 (2-R)
	Jonathan Stewart, vs Seattle 1/17/16 (2-R)
	Kelvin Benjamin, at Seattle 1/10/15 (2-P)
	Steve Smith, at Chicago 1/15/06 (2-P)
	Steve Smith, at New York Giants 1/8/6 (1-P, 1-R)

POINTS AFTER TOUCHDOWN (PATs)

Most PATs Attempted, Career	
19	John Kasay, 10 games
18	Graham Gano, 7 games
Most PATs Attempted, Postseason	
10	Graham Gano, 2015
8	John Kasay, 2003
7	John Kasay, 2005
Most PATs Attempted, Game	
5	Graham Gano, vs Arizona 1/24/16
4	Graham Gano, vs Seattle 1/17/16
3	Graham Gano, vs Arizona 1/3/15
	John Kasay, at Chicago 1/15/06
Most PATs, Career	
18	John Kasay, 10 games
18	Graham Gano, 7 games
Most PATs, Postseason	
10	Graham Gano, 2015
8	John Kasay, 2003
6	John Kasay, 2005
Most PATs, Game	
5	Graham Gano, vs Arizona 1/24/16
4	Graham Gano, vs Seattle 1/17/16
3	Graham Gano, vs Arizona 1/3/15

FIELD GOALS

Most Field Goals Attempted, Career	
23	John Kasay, 10 games
15	Graham Gano, 7 games
Most Field Goals Attempted, Postseason	
11	John Kasay, 2003
6	John Kasay, 2005
	John Kasay, 1996
5	Graham Gano, 2017
	Graham Gano, 2015

Most Field Goals Attempted, Game	
5	Graham Gano, at New Orleans 1/7/18
	John Kasay, at St. Louis 1/10/04
	John Kasay, vs Dallas 1/3/04
4	John Kasay, vs Dallas 1/5/97
Most Field Goals, Career	
21	John Kasay, 10 games
12	Graham Gano, 7 games
Most Field Goals, Postseason	
9	John Kasay, 2003
6	John Kasay, 2005
	John Kasay, 1996
4	Graham Gano, 2017
	Graham Gano, 2015
Most Field Goals, Game	
5	John Kasay, vs Dallas 1/3/04
4	Graham Gano, at New Orleans 1/7/18
	John Kasay, vs Dallas 1/5/97
3	3x, most recently, John Kasay, at Chicago 1/15/06
Longest Field Goal	
58	Graham Gano, at New Orleans 1/7/18
52	John Kasay, at St. Louis 1/1/04
50	John Kasay, vs New England 2/1/04 (Super Bowl XXXVIII)
Longest Field Goal, Attempted	
58	Graham Gano, at New Orleans 1/7/18
53	John Kasay, at St. Louis 1/1/04 (LU)
52	John Kasay, at St. Louis 1/1/04
Highest Field Goal Percentage, Career (min 5 att)	
91.30	John Kasay, 10 games (21-23)
80.00	Graham Gano, 7 games (12-15)
Highest Field Goal Percentage, Postseason (min 1 att per game)	
100.00	Graham Gano, 2013 (1-1)
	John Kasay, 2005, (6-6)
	John Kasay, 1996 (6-6)
81.82	John Kasay, 2003 (9-11)

RUSHING

RUSHING ATTEMPTS	
Most Rushing Attempts, Career	
101	Jonathan Stewart, 7 games
85	DeShaun Foster, 6 games
64	Stephen Davis, 4 games
Most Rushing Attempts, Postseason	
64	Stephen Davis, 2003
50	Jonathan Stewart, 2015
43	DeShaun Foster, 2005
Most Rushing Attempts, Game	
27	DeShaun Foster, at New York Giants 1/8/06
26	Stephen Davis, vs Dallas 1/3/04
	Anthony Johnson, vs Dallas 1/5/97
24	Jonathan Stewart, vs Arizona 1/3/15

RUSHING YARDS

Most Rushing Yards, Career	
474	Jonathan Stewart, 7 games
401	DeShaun Foster, 6 games
315	Stephen Davis, 4 games
Most Rushing Yards, Postseason	
315	Stephen Davis, 2003
218	Jonathan Stewart, 2015
205	DeShaun Foster, 2005
Most Rushing Yards, Game	
151	DeShaun Foster, at New York Giants 1/8/06
123	Jonathan Stewart, vs Arizona 1/3/15
106	Jonathan Stewart, vs Seattle 1/17/16
Most Games, 100 or More Rushing Yards, Career	
2	Jonathan Stewart, 7 games
1	DeShaun Foster, 6 games
	Stephen Davis, 4 games
	Anthony Johnson, 2 games
Most Games, 100 or More Rushing Yards, Postseason	
1	Jonathan Stewart, 2015, 2014
	DeShaun Foster, 2005
	Stephen Davis, 2003
	Anthony Johnson, 1996
Longest Run From Scrimmage	
64	Stephen Davis, at St. Louis 1/10/04
59	Jonathan Stewart, vs Seattle 1/17/16
35	Jonathan Stewart, vs Arizona 1/3/15

RUSHING TOUCHDOWNS

Most Rushing Touchdowns, Career	
5	Jonathan Stewart, 7 games
2	Cam Newton, 6 games
	DeShaun Foster, 6 games
1	Steve Smith, 9 games
	Stephen Davis, 4 games
	Brad Hoover, 8 games

RECORDS: PLAYOFF INDIVIDUAL

Most Rushing Touchdowns, Postseason

3	Jonathan Stewart, 2015
2	Cam Newton, 2015
	DeShaun Foster, 2003
1	Ted Ginn, Jr., 2015
	Jonathan Stewart, 2014 and 2008
	Steve Smith, 2005
	Stephen Davis, 2003
	Brad Hoover, 2003

Most Rushing Touchdowns, Game

2	Cam Newton, vs Arizona 1/24/16
	Jonathan Stewart, vs Seattle 1/17/16
1	Jonathan Stewart, vs Denver 2/7/16 (Super Bowl 50)
	Ted Ginn, Jr., vs Arizona 1/24/16
	Jonathan Stewart, vs Arizona 1/2/15
	Jonathan Stewart, vs Arizona 1/10/09
	Steve Smith, at New York Giants 1/8/06
	DeShaun Foster, vs New England 2/1/04 (Super Bowl XXXVIII)
	DeShaun Foster, at Philadelphia 1/18/04
	Stephen Davis, vs Dallas 1/3/04
	Brad Hoover, at St. Louis 1/10/04

PASSING

PASS ATTEMPTS

Most Pass Attempts, Career

226	Jake Delhomme, 8 games
224	Cam Newton, 7 games
59	Kerry Collins, 2 games

Most Pass Attempts, Postseason

102	Jake Delhomme, 2003
91	Cam Newton, 2015
90	Jake Delhomme, 2005

Most Pass Attempts, Game

41	Cam Newton, vs Denver 2/7/16 (Super Bowl 50)
40	Cam Newton, at New Orleans 1/7/18
37	Kerry Collins, at Green Bay 1/12/97

COMPLETIONS

Most Completions, Career

134	Cam Newton, 7 games
130	Jake Delhomme, 8 games
31	Kerry Collins, 2 games

Most Completions, Postseason

59	Jake Delhomme, 2003
54	Jake Delhomme, 2005
53	Cam Newton, 2015

Most Completions, Game

24	Cam Newton, at New Orleans, 1/7/18
	Jake Delhomme, at Chicago 1/15/06
23	Cam Newton, at Seattle 1/10/15
19	Cam Newton, vs Arizona 1/24/16
	Kerry Collins, at Green Bay 1/12/97

COMPLETION PERCENTAGE

Highest Completion Percentage, Career

59.82	Cam Newton, 6 games (224-134)
57.52	Jake Delhomme, 8 games (226-130)
52.54	Kerry Collins, 2 games (59-31)

Highest Completion Percentage, Postseason (Qualifiers)

64.00	Cam Newton, 2013 (25-16)
60.29	Cam Newton, 2014 (58-41)
60.00	Jake Delhomme, 2005 (90-54)

Highest Completion Percentage, Game (min 20 att)

72.73	Cam Newton, vs Seattle 1/17/16 (22-16)
	Jake Delhomme, at Chicago 1/15/06 (33-24)
68.18	Jake Delhomme, at New York Giants 1/8/06 (22-15)
67.86	Cam Newton, vs Arizona 1/24/16 (28-19)

PASSING YARDS

Most Passing Yards, Career

1,847	Jake Delhomme, 8 games
1,821	Cam Newton, 7 games
315	Kerry Collins, 2 games

Most Passing Yards, Postseason

987	Jake Delhomme, 2003
761	Cam Newton, 2015
655	Jake Delhomme, 2005

Most Passing Yards, Game

349	Cam Newton, at New Orleans 1/7/18
335	Cam Newton, vs Arizona 1/24/16
323	Jake Delhomme, vs New England 2/1/04 (Super Bowl XXXVIII)

Most Games, 300 or More Passing Yards, Career

2	Jake Delhomme, 8 games
2	Cam Newton, 7 games

Longest Pass Completion

86	Cam Newton (to Corey Brown), vs Arizona 1/24/16 (TD)
85	Jake Delhomme (to Muhsin Muhammad), vs New England 2/1/04 (TD) (Super Bowl XXXVIII)
70	Jake Delhomme (to Steve Smith), vs Dallas 1/3/04

TOUCHDOWN PASSES

Most Touchdown Passes, Career

12	Jake Delhomme, 8 games
10	Cam Newton, 7 games
3	Kerry Collins, 2 games

Most Touchdown Passes, Postseason

6	Jake Delhomme, 2003
5	Jake Delhomme, 2005
4	Cam Newton, 2014

Most Touchdown Passes, Game

3	Jake Delhomme, at Chicago 1/15/06
	Jake Delhomme, vs New England 2/1/04 (Super Bowl XXXVIII)
2	5x, most recently, Cam Newton, at New Orleans 1/7/18

PASSES HAD INTERCEPTED

Most Passes Had Intercepted, Career

10	Jake Delhomme, 8 games
7	Cam Newton, 6 games
3	Kerry Collins, 2 games

Most Passes Had Intercepted, Postseason

5	Jake Delhomme, 2008
4	Jake Delhomme, 2005
3	2x, most recently, Cam Newton, 2014

Most Passes Had Intercepted, Game

5	Jake Delhomme, vs Arizona 1/10/09
3	Jake Delhomme, at Seattle 1/22/06
2	3x, most recently, Cam Newton, at Seattle 1/10/15

RECEIVING

Most Receptions, Career

51	Steve Smith, 9 games
35	Greg Olsen, 7 games
20	Muhsin Muhammad, 7 games

Most Receptions, Postseason

27	Steve Smith, 2005
18	Steve Smith, 2003
16	Greg Olsen, 2015

Most Receptions, Game

12	Steve Smith, at Chicago 1/15/06
10	Steve Smith, at New York Giants 1/8/06
8	Greg Olsen, at New Orleans Saints 1/7/18

RECEIVING YARDS

Most Receiving Yards, Career

856	Steve Smith, 9 games
488	Greg Olsen, 7 games
407	Muhsin Muhammad, 7 games

Most Receiving Yards, Postseason

404	Steve Smith, 2003
352	Muhsin Muhammad, 2003
335	Steve Smith, 2005

Most Receiving Yards, Game

218	Steve Smith, at Chicago 1/15/06
163	Steve Smith, at St. Louis 1/10/04
140	Muhsin Muhammad, vs New England 2/1/04 (Super Bowl XXXVIII)

Most Games, 100 or More Yards Receiving, Career

3	Steve Smith, 9 games
2	Greg Olsen, 7 games
	Muhsin Muhammad, 7 games
1	Christian McCaffrey, 1 game

Most Games, 100 or More Yards Receiving, Postseason

3	Corey Brown, 5 games
	Ted Ginn, Jr., 4 games
2	Muhsin Muhammad, 2003
	Steve Smith, 2003

Longest Pass Reception

86	Corey Brown, vs Arizona 1/24/16 (TD)
85	Muhsin Muhammad, vs New England 2/1/04 (TD) (Super Bowl XXXVIII)
70	Steve Smith, vs Dallas 1/3/04

AVERAGE PER RECEPTION

Highest Average Per Reception, Game (min 3 rec)

35.00	Muhsin Muhammad, vs New England 2/1/04 (4-140) (Super Bowl XXXVIII)
28.25	Corey Brown, vs Arizona 1/24/16 (4-113)
27.17	Steve Smith, at St. Louis 1/10/04 (6-163)

TOUCHDOWN RECEPTIONS

Most Touchdown Receptions, Career

8	Steve Smith, 9 games
2	Greg Olsen, 7 games
	Kelvin Benjamin, 2 games
	Muhsin Muhammad, 7 games

Most Touchdown Receptions, Postseason

3	Steve Smith, 2005
	Steve Smith, 2003
2	Kelvin Benjamin, 2014
	Muhsin Muhammad, 2003

Most Touchdown Receptions, Game

2	Kelvin Benjamin, at Seattle 1/10/15
	Steve Smith, at Chicago 1/15/06

INTERCEPTIONS

Most Interceptions, Career

4	Ricky Manning, Jr., 7 games
3	Luke Kuechly, 6 games
2	Tre Boston, 5 games
	Kurt Coleman, 3 games

	Ken Lucas, 4 games
	Marlon McCree, 3 games
	Sam Mills, 2 games



RECORDS: PLAYOFF INDIVIDUAL

Most Interceptions, Postseason

4	Ricky Manning, Jr., 2003
2	Kurt Coleman, 2015
	Luke Kuechly, 2015
	Ken Lucas, 2005
	Marlon McCree, 2005
	Sam Mills, 1996
1	14x, most recently, Mike Adams, 2017

Most Interceptions, Game

3	Ricky Manning, Jr., at Philadelphia 1/18/04
2	Kurt Coleman, vs Arizona 1/24/16
	Marlon McCree, at New York Giants 1/8/06
1	21x, most recently, Mike Adams at New Orleans 1/7/18

INTERCEPTION RETURN YARDS

Most Interception Return Yards, Career

49	Chad Cota, 2 games
	Pat Terrell, 2 games
37	Luke Kuechly, 6 games
34	Sam Mills, 2 games
	Julius Peppers, 8 games

Most Interception Return Yards, Postseason

49	Chad Cota, 1996
	Pat Terrell, 1996
36	Luke Kuechly, 2015
34	Sam Mills, 1996
	Julius Peppers, 2003

Most Interception Return Yards, Game

49	Chad Cota, vs Dallas 1/5/97
	Pat Terrell, vs Dallas 1/5/97
34	Julius Peppers, vs Dallas 1/3/04
24	Sam Mills, vs Dallas 1/5/97

Longest Interception Return

49	Chad Cota, vs Dallas 1/5/97
	Pat Terrell, vs Dallas 1/5/97
34	Julius Peppers, vs Dallas 1/3/04
24	Sam Mills, vs Dallas 1/5/97

TOUCHDOWNS

Most Interception Returns for Touchdown, Career

2	Luke Kuechly, 6 games
---	-----------------------

Most Interception Returns for Touchdown, Postseason

2	Luke Kuechly, 2015
---	--------------------

Most Interception Returns for Touchdown, Game

1	Luke Kuechly, vs Arizona 1/24/16
	Luke Kuechly, vs Seattle 1/17/16

PUNTING

Most Punts, Career

25	Brad Nortman, 6 games
21	Todd Sauerbrun, 4 games
	Jason Baker, 4 games
20	Brad Nortman, 2015

Most Punts, Postseason

21	Todd Sauerbrun, 2003
16	Jason Baker, 2005
15	Brad Nortman, 2015

Most Punts, Game

7	Brad Nortman, vs Denver 2/7/16 [Super Bowl 50]
	Jason Baker, at Seattle 1/22/06
	Todd Sauerbrun, vs New England 2/1/04 [Super Bowl XXXVIII]
	Todd Sauerbrun, at Philadelphia 1/18/04
5	4x, most recently, Brad Nortman, vs Seattle 1/17/16
4	4x, most recently, Brad Nortman, at Seattle 1/10/15

Longest Punt

61	Brad Nortman, vs Denver 2/7/16 [Super Bowl 50]
59	Todd Sauerbrun, at Philadelphia 1/18/04
	Todd Sauerbrun, vs Dallas 1/3/04
53	Michael Palardy, at New Orleans 1/7/18
	Jason Baker, vs Arizona 1/10/09

PUNTING AVERAGE

Highest Punting Average, Career (min 4 punts)

43.33	Todd Sauerbrun, 4 games (21-910)
40.48	Brad Nortman, 6 games (25-1,012)
36.60	Jason Baker, 4 games (20-792)

Highest Punting Average, Postseason (Qualifiers)

48.00	Jason Baker, 2008 (4-192)
43.33	Todd Sauerbrun, 2003 (21-910)
41.47	Brad Nortman, 2015 (15-622)

Highest Punting Average, Game (min 4 att)

48.40	Todd Sauerbrun, vs Dallas 1/3/04 (5-242)
48.00	Jason Baker, vs Arizona 1/10/09 (4-192)
45.00	Brad Nortman, vs Denver 2/7/16 (7-315) [Super Bowl 50]

Highest Net Punting Average, Postseason (min 4 punts)

44.25	Jason Baker, 2008
37.71	Todd Sauerbrun, 2003
35.40	Brad Nortman, 2015

INSIDE THE 20

Most Punts Inside 20, Career

8	Brad Nortman, 6 games
7	Jason Baker, 4 games
5	Todd Sauerbrun, 4 games

Most Punts Inside 20, Postseason

7	Jason Baker, 2005
5	Todd Sauerbrun, 2003
4	Brad Nortman, 2014

Most Punts Inside 20, Game

3	Brad Nortman, vs Arizona 1/3/15
	Jason Baker, at Chicago 1/15/06
2	5x, most recently, Brad Nortman, vs Seattle 1/17/16

TOUCHBACKS

Most Touchbacks, Career

2	Brad Nortman, 6 games
	Jason Baker, 4 games
	Todd Sauerbrun, 4 games
1	Rohn Stark, 2 games

Most Touchbacks, Postseason

2	Jason Baker, 2005
	Todd Sauerbrun, 2003
1	Brad Nortman, 2015, 2014
	Rohn Stark, 1996

Most Touchbacks, Game

1	7x, most recently, Brad Nortman, vs Denver 2/7/16 [Super Bowl 50]
---	---

PUNT RETURNS

Most Punt Returns, Career

8	Ted Ginn, Jr., 4 games
7	Steve Smith, 9 games
3	Winslow Oliver, 2 games

Most Punt Returns, Postseason

6	Ted Ginn, Jr., 2015
4	Steve Smith, 2003
3	Steve Smith, 2005
	Winslow Oliver, 1996

Most Punt Returns, Game

3	Ted Ginn, Jr., vs Denver 2/7/16 [Super Bowl 50]
	Steve Smith, vs Dallas 1/3/04
2	Kaulin Clay, at New Orleans 1/7/18
	Ted Ginn, Jr., vs Arizona 1/24/16
	Ted Ginn, Jr., vs San Francisco 1/12/14
	Steve Smith, at Chicago 1/15/06
	Winslow Oliver, vs Dallas 1/5/97

PUNT RETURN YARDS

Most Punt Return Yards, Career

73	Steve Smith, 9 games
67	Ted Ginn, Jr., 4 games
21	Winslow Oliver, 2 games

Most Punt Return Yards, Postseason

58	Steve Smith, 2005
40	Ted Ginn, Jr., 2015
27	Ted Ginn, Jr., 2013

Most Punt Return Yards, Game

59	Steve Smith, at Seattle 1/22/06
38	Ted Ginn, Jr., vs Arizona 1/24/16
27	Ted Ginn, Jr., vs San Francisco 1/12/14

Longest Punt Return

59	Steve Smith, at Seattle 1/22/06 (TD)
32	Ted Ginn, Jr., vs Arizona 1/24/16
24	Ted Ginn, Jr., vs San Francisco 1/12/14

PUNT RETURN AVERAGE

Highest Punt Return Average, Career (min 3 att)

10.43	Steve Smith, 9 games (7-73)
8.38	Ted Ginn, Jr., 4 games (8-67)
7.00	Winslow Oliver, 2 games (3-21)

Highest Punt Return Average, Postseason (Qualifiers)

19.33	Steve Smith, 2005 (3-58)
7.00	Steve Smith, 2005 (3-58)
6.67	Ted Ginn, Jr., 2015 (6-40)

Highest Punt Return Average, Game (min 3 att)

4.33	Steve Smith, vs Dallas 1/3/04 (3-13)
------	--------------------------------------

TOUCHDOWNS

Most Punt Returns for Touchdown, Career

1	Steve Smith, 9 games
---	----------------------

Most Punt Returns for Touchdown, Postseason

1	Steve Smith, 2005
---	-------------------

Most Punt Returns for Touchdown, Game

1	Steve Smith, at Seattle 1/22/06 (59)
---	--------------------------------------

KICKOFF RETURNS

Most Kickoff Returns, Career

16	Rod Smart, 7 games
9	Michael Bates, 2 games
8	Jamal Robertson, 3 games

Most Kickoff Returns, Postseason

12	Rod Smart, 2003
9	Michael Bates, 1996
8	Jamal Robertson, 2005

Most Kickoff Returns, Game

4	Mark Jones, vs Arizona 1/10/09
	Michael Bates, vs Dallas 1/5/97
	Rod Smart, at St. Louis 1/10/04
4	5x, most recently, Joe Webb vs Seattle 1/17/16
3	2x, most recently, Ted Ginn, Jr., vs San Francisco 1/12/14

RECORDS: PLAYOFF INDIVIDUAL

KICKOFF RETURN YARDS

Most Kickoff Return Yards, Career	
359	Rod Smart, 7 games
214	Michael Bates, 2 games
186	Jamal Robertson, 3 games

Most Kickoff Return Yards, Postseason	
285	Rod Smart, 2003
214	Michael Bates, 1996
186	Jamal Robertson, 2005

Most Kickoff Return Yards, Game	
155	Michael Bates, vs Dallas 1/5/97
151	Mark Jones, vs Arizona 1/10/09
123	Rod Smart, at St. Louis 1/10/04

Longest Kickoff Return	
51	Michael Bates, vs Dallas 1/5/97
40	Rod Smart, at Philadelphia 1/18/04
39	Mark Jones, vs Arizona 1/10/09

KICKOFF RETURN AVERAGE

Highest Kickoff Return Average, Career (min 3 ret)	
30.20	Mark Jones, 1 game (5-151)
23.78	Michael Bates, 2 games (9-214)
23.25	Jamal Robertson, 3 games (8-186)

Highest Kickoff Return Average, Postseason (Qualifiers)	
30.20	Mark Jones, 2008 (5-151)
23.78	Michael Bates, 1996 (9-214)
23.75	Rod Smart, 2003 (12-285)

Highest Kickoff Return Average, Game (min 3 ret)	
31.00	Michael Bates, vs Dallas 1/5/97 (5-155)
30.20	Mark Jones, vs Arizona 1/10/09 (5-151)
25.00	Jamal Robertson, at Chicago 1/15/06 (4-100)

COMBINED KICK RETURNS

Most Combined Kick Returns, Career	
16	Rod Smart, 7 games (16-K)
11	Ted Ginn, Jr., 4 games (8-P, 3-K)
9	Michael Bates, 2 games (9-K)
	Steve Smith, 9 games (7-P, 2-K)

Most Combined Kick Returns, Postseason	
12	Rob Smart, 2003 (12-K)
9	Michael Bates, 1996 (9-K)
8	Jamal Robertson, 2005 (8-K)

Most Combined Kick Returns, Game	
6	Mark Jones, vs Arizona 1/10/09 (1-P, 5-K)
5	Ted Ginn, Jr., vs San Francisco 1/21/14 (2-P, 3-K)
	Rod Smart, at St. Louis 1/10/04 (5-K)
	Michael Bates, vs Dallas 1/5/97 (5-K)

4	GK, most recently, Joe Webb, vs Seattle 1/17/16 (4-K)
---	---

YARDS GAINED

Most Combined Kick Return Yards, Career	
359	Rod Smart, 7 games (359-K)
214	Michael Bates, 2 games (214-K)
186	Jamal Robertson, 3 games (186-K)

Most Combined Kick Return Yards, Postseason	
285	Rod Smart, 2003 (285-K)
214	Michael Bates, 1996 (214-K)
186	Michael Bates, 1996 (214-K)

Most Combined Kick Return Yards, Game	
160	Mark Jones, vs Arizona 1/10/09 (9-P, 151-K)
155	Michael Bates, vs Dallas 1/5/97 (155-K)
123	Rod Smart, at St. Louis 1/10/04 (123-K)

TOUCHDOWNS

Most Combined Kick Returns for Touchdowns, Career	
1	Steve Smith, 9 games (1-P)

Most Combined Kick Returns for Touchdowns, Postseason	
1	Steve Smith, 2005 (1-P)

Most Combined Kick Returns for Touchdowns, Game	
1	Steve Smith, at Seattle 1/22/06 (1-P)

FUMBLES

Most Fumbles, Career	
6	Jake Delhomme, 8 games
5	Cam Newton, 6 games
2	DeShaun Foster, 6 games

Most Fumbles, Postseason	
3	Cam Newton, 2014
	Jake Delhomme, 2005
2	Cam Newton, 2015
	Mike Tolbert, 2015

1	Jake Delhomme, 2003
---	---------------------

14x, most recently, Cameron Artis-Payne and Ted Ginn, Jr., 2015

Most Fumbles, Game	
2	Cam Newton, vs Denver 2/7/16 (Super Bowl 50)
	Mike Tolbert, vs Denver 2/7/16 (Super Bowl 50)
	Cam Newton, at Seattle 1/10/15
	Jake Delhomme, at Chicago 1/15/06

OPPONENTS' FUMBLES RECOVERED

Most Opponents' Fumbles Recovered, Career	
1	Tre Boston, 5 games
	Kory Ealy, 5 games
	Luke Kuechly, 6 games

	Kevin Reddick, 2 games
	Lamar Lathon, 2 games
	Mike Minter, 7 games
	Mike Rucker, 7 games
	Dante Wesley, 8 games

Most Opponents' Fumbles Recovered, Postseason	
1	Tre Boston, 2015
	Kory Ealy, 2015
	Luke Kuechly, 2015

	Kevin Reddick, 2014
	Mike Rucker, 2005
	Dante Wesley, 2005
	Mike Minter, 2003
	Lamar Lathon, 1996

Most Opponents' Fumbles Recovered, Game	
1	Tre Boston, vs Arizona 1/24/16
	Kory Ealy, vs Denver 2/7/16 (Super Bowl 50)
	Luke Kuechly, vs Arizona 1/24/16

	Kevin Reddick, vs Arizona 1/3/15
	Mike Rucker, at New York Giants 1/8/06
	Dante Wesley, at New York Giants 1/8/06
	Mike Minter, vs Dallas 1/3/04
	Lamar Lathon, at Green Bay 1/2/97

FORCED FUMBLES

Most Forced Fumbles, Career	
2	Charles Johnson, 7 games
	Will Witherspoon, 7 games
1	Kurt Coleman, 4 games

	Kory Ealy, 5 games
	Kawann Short, 6 games
	Melvin White, 3 games
	Wes Horton, 2 games
	Jarrod Cooper, 3 games

	Brett Maxie, 2 games
	Mike Minter, 7 games
	Julius Peppers, 8 games

Most Forced Fumbles, Postseason	
2	Charles Johnson, 2015

Most Forced Fumbles, Game	
1	Kurt Coleman, at New Orleans 1/7/18
	Kory Ealy, vs Denver 2/7/16 (Super Bowl 50)
	Charles Johnson, vs Denver 2/7/16 (Super Bowl 50)

	Charles Johnson, vs Arizona 1/24/16
	Kawann Short, vs Arizona 1/24/16
	Wes Horton, at Seattle 1/10/15
	Melvin White, vs Arizona 1/3/15
	Julius Peppers, at Chicago 1/15/06

	Will Witherspoon, at New York Giants 1/8/06
	Jarrod Cooper, at Philadelphia 1/18/04
	Mike Minter, at Philadelphia 1/18/04
	Will Witherspoon, vs Dallas 1/3/04
	Brett Maxie, vs Dallas 1/5/97

TOUCHDOWNS

Most Fumble Returns for Touchdown, Career	
1	Muhsin Muhammad, 6 games

Most Fumble Returns for Touchdown, Postseason	
1	Muhsin Muhammad, 2003

Most Fumble Returns for Touchdown, Game	
1	Muhsin Muhammad, at St. Louis 1/10/04

COMBINED NET YARDS

(VIA RUSHING, RECEIVING, INTERCEPTION RETURN, PUNT RETURN, KICKOFF RETURN, FUMBLE RETURN)

COMBINED ATTEMPTS

Most Combined Attempts, Career	
110	Jonathan Stewart, 7 games
92	DeShaun Foster, 6 games
66	Stephen Davis, 4 games

Most Combined Attempts, Postseason	
66	Stephen Davis, 2003
47	DeShaun Foster, 2003
45	DeShaun Foster, 2005

Most Combined Attempts, Game	
28	DeShaun Foster, at New York Giants 1/8/06
27	Stephen Davis, vs Dallas 1/3/04
	Anthony Johnson, vs Dallas 1/5/97

25	Jonathan Stewart, vs Arizona 1/3/15
----	-------------------------------------

YARDS GAINED

Most Combined Net Yards, Career	
1,015	Steve Smith, 9 games
523	Jonathan Stewart, 7 games
443	DeShaun Foster, 6 games

Most Combined Net Yards, Postseason	
467	Steve Smith, 2003
431	Steve Smith, 2005
366	Muhsin Muhammad, 2003

RECORDS: PLAYOFF INDIVIDUAL

Most Combined Net Yards, Game

243	Steve Smith, at Chicago 1/15/06
170	Steve Smith, at St. Louis 1/10/04
160	Mark Jones, vs Arizona 1/10/09

TACKLES

Most Tackles, Career

76	Dan Morgan, 7 games
66	Thomas Davis, 11 games
66	Luke Kuechly, 7 games

Most Tackles, Postseason

57	Dan Morgan, 2003
43	Mike Minter, 2003
37	Will Witherspoon, 2003

Most Tackles, Game

25	Dan Morgan, vs New England 2/1/04 (Super Bowl XXXVIII)
18	Mike Minter, vs New England 2/1/04 (Super Bowl XXXVIII)
16	Will Witherspoon, vs New England 2/1/04 (Super Bowl XXXVIII)
15	Luke Kuechly, vs San Francisco 1/12/14

SACKS

Most Sacks, Career

5.0	Charles Johnson, 7 games
4.0	Kawann Short, 7 games
3.0	Kony Ealy, 5 games

Most Sacks, Postseason

3.0	Kony Ealy, 2015
	Charles Johnson, 2015
2.0	Kawann Short, 2015
	Charles Johnson, 2014
	Jordan Carstens, 2005
1.5	Brentson Buckner, 2003
	Al Wallace, 2003

Most Sacks, Game

3.0	Kony Ealy, vs Denver 2/7/16 (Super Bowl 50)
2.0	Charles Johnson, vs Arizona 1/3/15
1.5	Brentson Buckner, at Philadelphia 1/18/04

BLOCKED KICKS

Most Blocked Field Goals, Career

1	Shane Burton, 4 games
---	-----------------------

Most Blocked Field Goals, Season

1	Shane Burton, 2003
---	--------------------

Most Blocked Field Goals, Game

1	Shane Burton, vs New England 2/1/04 (Super Bowl XXXVIII)
---	--

RECORDS: PLAYOFF TEAM

ATTENDANCE

Largest Home Attendance, Postseason Game	
74,294	vs Arizona 1/24/16
74,287	vs Seattle 1/17/16
73,784	vs San Francisco 1/12/14
Largest Road Attendance, Postseason Game	
79,378	New York Giants 1/8/06
73,186	New Orleans Saints 1/7/18
71,525	vs New England 2/1/04 (Super Bowl XXXVIII) (Super Bowl XXXVIII, Houston, Texas)

GAMES WON

Most Wins, Postseason	
3	2003
2	2015, 2005
1	2014, 1996

SCORING

POINTS

Most Points, Postseason	
101	2003 (4 games)
90	2015 (3 games)
66	2005 (3 games)
Fewest Points, Postseason	
10	2013 (1 game)
13	2008 (1 game)
44	2014 (2 games)

Most Points, Game	
49	vs Arizona 1/24/16
31	vs Seattle 1/17/16
29	at St. Louis 1/10/04
	vs Dallas 1/3/04
	vs New England 2/1/04 (Super Bowl XXXVIII)
	at Chicago 1/15/06

Fewest Points, Game	
10	vs Denver 2/17/16 (Super Bowl 50)
	vs San Francisco 1/12/14
13	vs Arizona 1/10/09
	at Green Bay 1/12/97
14	at Seattle 1/22/06
	at New York Giants 1/8/06

Most Points, Both Teams, Game	
64	Carolina (49) vs Arizona (15) 1/24/16
61	Carolina (29) vs New England (32) 2/1/04 (Super Bowl XXXVIII)
57	Carolina (26) at New Orleans (31) 1/7/18

Fewest Points, Both Teams, Game	
17	Carolina (14) at Philadelphia (3) 1/18/04
23	Carolina (23) at New York Giants (0) 1/8/06
30	Carolina (29) vs Dallas (10) 1/3/04

Most Points Overcome to Win Game	
6	at St. Louis 1/10/04 (down 0-6, won 29-23)
4	vs Arizona 1/3/15 (down 10-14, won 27-16)
3	vs Dallas 1/5/97 (down 0-3, won 26-17)

Most Points, First Half	
31	vs Seattle 1/17/16
24	vs Arizona 1/24/16
17	vs Dallas 1/5/97

Most Points, Second Half	
25	vs Arizona 1/24/16
17	vs New England 2/1/04 (Super Bowl XXXVIII)
	at New Orleans 1/7/18

Most Points, One Quarter	
19	at New England 2/1/04 (4th) [Super Bowl XXXVIII]
17	vs Arizona 1/24/16 [1st]
	vs Seattle 1/17/16 [2nd]
15	vs Arizona 1/24/16 (4th)

Most Points, First Quarter	
17	vs Arizona 1/24/16
14	vs Seattle 1/17/16
10	vs Arizona 1/3/15

Most Points, Second Quarter	
17	vs Seattle 1/17/16
10	at Seattle 1/10/15
	vs San Francisco 1/12/14
	at New York Giants 1/8/06
	at New England 2/1/04 (Super Bowl XXXVIII)
	at St. Louis 1/10/04
	vs Dallas 1/3/04
	vs Dallas 1/5/97

Most Points, Third Quarter	
14	vs Arizona 1/3/15
10	vs Arizona 1/24/16
7	at Chicago 1/15/06
	at New York Giants 1/8/06
	at Philadelphia 1/18/04
	vs Dallas 1/3/04

Most Points, Fourth Quarter	
19	at New England 2/1/04 (Super Bowl XXXVIII)
15	vs Arizona 1/24/16
14	at New Orleans 1/7/18

Most Points, Overtime	
6	at St. Louis 1/10/04

TOUCHDOWNS

Most Touchdowns, Postseason	
11	2015 (3 games)
	2003 (4 games)
7	2005 (3 games)
5	2014 (2 games)

Fewest Touchdowns, Postseason	
1	2013 (1 game)
2	2017 (1 game)
	2008 (1 game)
3	1996 (2 games)

Most Touchdowns, Game	
6	vs Arizona 1/24/16
4	vs Seattle 1/17/16
	vs New England 2/1/04 (Super Bowl XXXVIII)
3	vs Arizona 1/3/15
	at Chicago 1/15/06
	at St. Louis 1/10/04

Most Touchdowns, Both Teams, Game	
8	Carolina (6) vs Arizona (2) 1/24/16
	Carolina (4) vs New England (4) 2/1/04 (Super Bowl XXXVIII)
7	Carolina (4) vs Seattle (3) 1/17/16
6	Carolina (2) at New Orleans (4) 1/7/18
	Carolina (2) at Seattle (4) 1/10/15
	Carolina (2) at Seattle (4) 1/22/06
	Carolina (3) at Chicago (3) 1/15/06

POINTS AFTER TOUCHDOWN

Most Points After Touchdown, Postseason	
10	2015 (3 games)
8	2003 (4 games)
6	2005 (3 games)

Fewest Points After Touchdown, Postseason	
1	2013 (1 game)
	2008 (1 game)
2	2017 (1 game)
3	1996 (2 games)

Most Points After Touchdown, Game	
5	vs Arizona 1/24/16
4	vs Seattle 1/17/16
3	vs Arizona 1/3/15

Most Points After Touchdown, Both Teams, Game	
7	Carolina (4) vs Seattle (3) 1/17/16
6	Carolina (2) at New Orleans (4) 1/7/18
	Carolina (5) vs Arizona (1) 1/24/16
	Carolina (2) at Seattle (4) 1/10/15
	Carolina (2) at Seattle (4) 1/22/06
	Carolina (2) vs New England (4) 2/1/04 (Super Bowl XXXVIII)

FIELD GOALS

Most Field Goal Attempts, Postseason	
11	2003 (4 games)
6	2005 (3 games)
	1996 (2 games)
5	2017 (1 game)
	2015 (3 games)

Fewest Field Goal Attempts, Postseason	
0	2008 (1 game)
1	2013 (1 game)
4	2014 (2 games)

Most Field Goal Attempts, Game	
5	at New Orleans 1/7/18
	at St. Louis 1/10/04
	vs Dallas 1/3/04
4	vs Dallas 1/5/97
	vs Arizona 1/3/15
	at Chicago 1/15/06
	at New York Giants 1/8/06

Most Field Goal Attempts, Both Teams, Game	
11	Carolina (5) at St. Louis (6), 2 OT, 1/10/04
7	Carolina (4) vs Dallas (3) 1/5/97
6	Carolina (5) at New Orleans (1) 1/7/18
	Carolina (5) vs Dallas (1) 1/3/04
	Carolina (2) at Green Bay (4) 1/12/97

Most Field Goals, Postseason	
9	2003 (4 games)
6	2005 (3 games)
	1996 (2 games)
4	2017 (1 game)
	2015 (3 games)

Fewest Field Goals, Postseason	
0	2008 (1 game)
1	2013 (1 game)
3	2014 (2 games)

Most Field Goals, Game	
5	vs Dallas 1/3/04
4	at New Orleans 1/7/18
	vs Dallas 1/5/97
3	at Chicago 1/15/06
	at New York Giants 1/8/06
	at St. Louis 1/10/04

Most Field Goals, Both Teams, Game	
8	Carolina (3) at St. Louis (5) 1/10/04
7	Carolina (4) at Dallas (3) 1/5/97
6	Carolina (5) vs Dallas (1) 1/3/04

RECORDS: PLAYOFF TEAM

FIRST DOWNS

Most First Downs, Postseason	
71	2003 (4 games)
61	2015 (3 games)
55	2005 (3 games)
Fewest First Downs, Postseason	
16	2008 (1 game)
18	2013 (1 game)
24	2017 (1 game)
Most First Downs, Game	
25	vs Arizona 1/3/15
24	at New Orleans 1/7/18
24	at St. Louis 1/10/04
Fewest First Downs, Game	
11	at Seattle 1/22/06
12	at Green Bay 1/12/97
14	at Philadelphia 1/18/04
Most First Downs, Rushing, Postseason	
27	2003 (4 games)
21	2015 (3 games)
21	2005 (3 games)
Fewest First Downs, Rushing, Postseason	
4	2008 (1 game)
5	2017 (1 game)
7	2013 (1 game)
Most First Downs, Rushing, Game	
13	at New York Giants 1/8/06
12	vs Arizona 1/3/15
10	at St. Louis 1/10/04
Fewest First Downs, Rushing, Game	
1	at Green Bay 1/12/97
2	at Seattle 1/22/06
3	vs New England 2/1/04 (Super Bowl XXXVIII)
Most First Downs, Passing, Postseason	
38	2003 (4 games)
33	2015 (3 games)
30	2005 (3 games)
Fewest First Downs, Passing, Postseason	
9	2013 (1 game)
11	2008 (1 game)
18	1996 (2 games)
Most First Downs, Passing, Game	
16	at New Orleans 1/7/18
14	at Seattle 1/10/15
	at Chicago 1/15/06
12	vs Seattle 1/17/16
	vs New England 2/1/04 (Super Bowl XXXVIII)
	at St. Louis 1/10/04
Fewest First Downs, Passing, Game	
5	at Philadelphia 1/18/04
7	at Seattle 1/22/06
	vs Dallas 1/5/97
9	vs Arizona 1/3/15
	vs San Francisco 1/12/14
	at New York Giants 1/8/06
	vs Dallas 1/3/04
Most First Downs, Penalty, Postseason	
6	2003 (4 games)
5	2015 (3 games)
	2014 (2 games)
4	2005 (3 games)
Fewest First Downs, Penalty, Postseason	
1	2008 (1 game)
2	2013 (1 game)
3	2017 (1 game)
	1996 (2 games)
Most First Downs, Penalty, Game	
4	vs Arizona 1/3/15
3	at New Orleans 1/7/18
	vs Denver 2/7/16 (Super Bowl 50)
	vs Dallas 1/5/97
2	5x, most recently, vs Arizona 1/24/16

PLAYS

Most Plays, Postseason	
242	2003 (4 games)
205	2015 (3 games)
185	2005 (3 games)
Fewest Plays, Postseason	
51	2008 (1 game)
54	2013 (1 game)
71	2017 (1 game)
Most Plays, Game	
75	vs Denver 2/7/16 (Super Bowl 50)
74	vs Arizona 1/3/15
71	at New Orleans 1/7/18
	at New York Giants 1/8/06
	at St. Louis 1/10/04

Fewest Plays, Game	
49	at Seattle 1/22/06
51	vs Arizona 1/10/09
53	vs New England 2/1/04 (Super Bowl XXXVIII)
	at Green Bay 1/12/97
Most Plays, Drive	
15	at New Orleans 1/7/18 (MFG)
	vs Seattle 1/17/16 (TD)
14	at Seattle 1/10/15 (TD)
	at New York Giants 1/8/06 (FG)
13	at Seattle 1/10/15 (FG)
	vs San Francisco 1/12/14 (Punt)
	vs San Francisco 1/12/14 (FG)
	at St. Louis 1/10/04 (FG)

NET YARDS

Most Net Yards, Postseason	
1,508	2003 (4 games)
1,086	2015 (3 games)
981	2005 (3 games)
Fewest Net Yards, Postseason	
269	2008 (1 game)
325	2013 (1 game)
413	2013 (1 game)
Most Net Yards, Game	
485	at St. Louis 1/10/04
476	vs Arizona 1/24/16
434	at Chicago 1/15/06
Fewest Net Yards, Game	
212	at Seattle 1/22/06
227	vs Dallas 1/5/97
251	at Green Bay 1/12/97
Most Net Yards, Drive	
95	vs New England 2/1/04 (TD) (Super Bowl XXXVIII)
91	vs Seattle 1/17/16 (TD)
90	vs New England 2/1/04 (TD) (Super Bowl XXXVIII)
Highest Average Gain, Postseason	
6.23	2003 (242-1,508)
6.02	2013 (54-325)
5.82	2017 (71-413)
Lowest Average Gain, Postseason	
4.27	1996 (112-478)
5.27	2014 (142-748)
	2008 (51-269)
5.30	2015 (205-1,086)
	2005 (185-981)

RUSHING

RUSHING ATTEMPTS

Most Rushing Attempts, Postseason	
131	2003 (4 games)
105	2015 (3 games)
88	2005 (3 games)
Fewest Rushing Attempts, Postseason	
15	2008 (1 game)
24	2013 (1 game)
26	2017 (1 game)
Most Rushing Attempts, Game	
45	at New York Giants 1/8/06
41	vs Arizona 1/3/15
	at St. Louis 1/10/04
40	at Philadelphia 1/18/04
Fewest Rushing Attempts, Game	
12	at Seattle 1/22/06
14	at Green Bay 1/12/97
15	vs Arizona 1/10/09
Most Rushing Attempts, Both Teams, Game	
66	Carolina (40) at Philadelphia (26) 1/18/04
64	Carolina (41) at St. Louis (23) 1/10/04
63	Carolina (12) at Seattle (51) 1/22/06
Fewest Rushing Attempts, Both Teams, Game	
51	Carolina (16) vs New England (35) 2/1/04 (SB XXXVIII)
52	Carolina (34) vs Dallas (18) 1/3/04
53	Carolina (37) vs Arizona (16) 1/24/16
	Carolina (41) vs Seattle (12) 1/17/16

RUSHING YARDS

Most Rushing Yards, Postseason	
570	2003 (4 games)
414	2015 (3 games)
382	2005 (3 games)
Fewest Rushing Yards, Postseason	
75	2008 (1 game)
93	2013 (1 game)
107	2017 (1 game)
Most Rushing Yards, Game	
223	at New York Giants 1/8/06
216	at St. Louis 1/10/04
218	vs Arizona 1/3/15
Fewest Rushing Yards, Game	
36	at Seattle 1/22/06
45	at Green Bay 1/12/97
75	vs Arizona 1/10/09

RECORDS: PLAYOFF TEAM

Most Rushing Yards, Both Teams, Game	
292	Carolina [155] at Philadelphia [137] 1/18/04
280	Carolina [216] vs St. Louis [64] 1/10/04
264	Carolina [223] at New York Giants [41] 1/8/06
Fewest Rushing Yards, Both Teams, Game	
148	Carolina [107] at New Orleans [41] 1/7/18
179	Carolina [107] vs Dallas [72] 1/03/04
208	Carolina [118] vs Denver [90] 2/7/16 (Super Bowl 50)

AVERAGE RUSHING GAIN

Highest Average Gain, Rushing, Postseason	
5.00	2008 (15-75)
4.51	2014 (71-320)
4.35	2003 (131-570)
Lowest Average Gain, Rushing, Postseason	
3.37	1996 (51-172)
3.88	2013 (24-93)
3.94	2015 (105-414)
Highest Average Gain, Rushing, Game (min 15 att)	
5.75	vs New England 2/1/04 [16-92] (Super Bowl XXXVIII)
5.27	at St. Louis 1/10/04 [41-216]
5.00	vs Arizona 1/10/09 (15-75)
Lowest Average Gain, Rushing, Game (min 15 att)	
3.15	vs Dallas 1/3/04 [34-107]
3.43	vs Dallas 1/5/97 [37-127]
3.51	vs Seattle 1/17/16 [41-144]

RUSHING TOUCHDOWNS

Most Rushing Touchdowns, Postseason	
6	2015 (3 games)
4	2003 (4 games)
1	2014 (2 games)
	2008 (1 game)
	2005 (3 games)
Fewest Rushing Touchdowns, Postseason	
0	2017 (1 game)
	2013 (1 game)
	1996 (2 games)
1	2014 (2 games)
	2008 (1 game)
	2005 (3 games)
Most Rushing Touchdowns, Game	
3	vs Arizona 1/24/16
2	vs Seattle 1/17/16
1	vs Arizona 1/3/15
	vs Arizona 1/10/09
	at New York Giants 1/8/06
	vs New England 2/1/04 (Super Bowl XXXVIII)
	at Philadelphia 1/18/04
	at St. Louis 1/10/04
	vs Dallas 1/3/04

PASSING

PASSING ATTEMPTS

Most Pass Attempts, Postseason	
103	2003 (4 games)
91	2015 (3 games)
90	2005 (3 games)
Fewest Pass Attempts, Postseason	
25	2013 (1 game)
34	2008 (1 game)
41	2017 (1 game)
Most Pass Attempts, Game	
41	at New Orleans 1/7/18
	vs Denver 2/7/16 (Super Bowl 50)
37	at Green Bay 1/12/197
36	at Seattle 1/10/15
Fewest Pass Attempts, Game	
14	at Philadelphia 1/18/04
22	vs Seattle 1/17/16
	at New York Giants 1/8/06
	vs Dallas 1/5/97
25	vs San Francisco 1/12/14
Most Pass Attempts, Both Teams, Game	
81	Carolina [33] vs New England [48] 2/1/04 (Super Bowl XXXVIII)
74	Carolina [41] at New Orleans [33] 1/7/18
	Carolina [33] at Chicago [41] 1/15/06
73	Carolina [27] at St. Louis [46] 1/10/04
Fewest Pass Attempts, Both Teams, Game	
40	Carolina [22] at New York Giants [18] 1/8/06
50	Carolina [14] at Philadelphia [36] 1/18/04
55	Carolina [25] vs San Francisco [30] 1/12/14

COMPLETIONS

Most Completions, Postseason	
59	2003 (4 games)
54	2005 (3 games)
53	2015 (3 games)
Fewest Completions, Postseason	
16	2013 (1 game)
17	2008 (1 game)
24	2017 (1 game)

Most Completions, Game	
24	at New Orleans 1/7/18
	at Chicago 1/15/06
23	at Seattle 1/10/15
19	vs Arizona 1/24/16
	at Green Bay 1/12/97

Fewest Completions, Game	
9	at Philadelphia 1/18/04
12	vs Dallas 1/5/97
15	at Seattle 1/22/06
	at New York Giants 1/8/06

Most Completions, Both Teams, Game	
48	Carolina [16] vs New England [32] 2/1/04 (Super Bowl XXXVIII)
47	Carolina [24] at New Orleans [23] 1/7/18
	Carolina [16] vs Seattle [31] 1/17/16
43	Carolina [16] at St. Louis [27] 1/10/04

Fewest Completions, Both Teams, Game	
25	Carolina [15] at New York Giants [10] 1/8/06
26	Carolina [9] at Philadelphia [17] 1/18/04
30	Carolina [12] vs Dallas [18] 1/5/97

NET YARDS PASSING

Most Net Yards, Passing, Postseason	
938	2003 (4 games)
672	2015 (3 games)
599	2005 (3 games)
Fewest Net Yards, Passing, Postseason	
194	2008 (1 game)
232	2013 (1 game)
306	2017 (1 game)
	1996 (2 games)

Most Net Yards, Passing, Game	
324	vs Arizona 1/24/16
311	at Chicago 1/15/06
306	at New Orleans 1/7/18

Fewest Net Yards, Passing, Game	
100	vs Dallas 1/5/97
101	at Philadelphia 1/18/04
112	at New York Giants 1/8/06

Most Net Yards, Passing, Both Teams, Game	
763	Carolina [476] vs Arizona [287] 1/24/16
698	Carolina [295] vs Seattle [403] 1/17/16
675	Carolina [306] at New Orleans [369] 1/7/18

Fewest Net Yards, Passing, Both Teams, Game	
203	Carolina [112] at New York Giants [91] 1/8/06
248	Carolina [100] vs Dallas [148] 1/5/97
249	Carolina [198] vs Arizona [51] 1/3/15

TIMES SACKED

Most Times Sacked, Postseason	
9	2015 (3 games)
8	2003 (4 games)
7	2005 (3 games)
Fewest Times Sacked, Postseason	
2	2008 (1 game)
	1996 (2 games)
3	2014 (2 games)
4	2017 (1 game)
Most Times Sacked, Game	
7	vs Denver 2/7/16 (Super Bowl 50)
5	vs San Francisco 1/12/14
4	at New Orleans 1/7/18
	at New York Giants 1/8/06
	vs New England 2/1/04 (Super Bowl XXXVIII)

COMPLETION PERCENTAGE

Highest Completion Percentage, Postseason	
64.00	2013 (25-16) [1 game]
60.29	2014 (68-41) [2 games]
50.00	2017 (40-24) [1 game]
	2005 (90-54) [3 games]
Lowest Completion Percentage, Postseason	
50.00	2008 (34-17) [1 game]
52.54	1996 (59-31) [2 games]
57.28	2003 (103-59) [4 games]

TOUCHDOWN PASSES

Most Touchdown Passes, Postseason	
6	2003 (4 games)
5	2005 (3 games)
4	2014 (2 games)
Fewest Touchdown Passes, Postseason	
1	2013 (1 game)
	2008 (1 game)
2	2017 (1 game)
3	2015 (3 games)
	1996 (2 games)
Most Touchdown Passes, Game	
3	at Chicago 1/15/06
	vs New England 2/1/04 (Super Bowl XXXVIII)
2	5x, most recently, at New Orleans 1/7/18
1	9x, most recently, vs Seattle 1/17/16

RECORDS: PLAYOFF TEAM

Most Touchdown Passes, Both Teams, Game

6	Carolina (3) vs New England (3) 2/1/04 (Super Bowl XXXVIII)
5	Carolina (2) at Seattle (3) 1/10/15
4	Carolina (2) at New Orleans (2) 1/7/18
	Carolina (1) vs Seattle (3) 1/17/16
	Carolina (3) at Chicago (1) 1/15/06

PASSES HAD INTERCEPTED

Most Passes Had Intercepted, Postseason

5	2008 (1 game)
4	2005 (3 games)
3	2014 (2 games)
	1996 (2 games)

Fewest Passes Had Intercepted, Postseason

0	2017 (1 game)
1	2003 (4 games)
2	2015 (3 games)
	2013 (2 games)

Most Passes Had Intercepted, Game

5	vs Arizona 1/10/09
3	at Seattle 1/22/06
2	at Seattle 1/10/15
	vs San Francisco 1/12/14
	at Green Bay 1/12/97

Most Passes Had Intercepted, Both Teams, Game

6	Carolina (5) vs Arizona (1) 1/10/09
5	Carolina (1) vs Arizona (4) 1/24/16
4	Carolina (1) vs Dallas (3) 1/5/97
	Carolina (0) at Philadelphia (4) 1/18/04
	Carolina (1) at St. Louis (3) 1/10/04

PUNTING

Most Punts, Postseason

22	2003 (4 games)
16	2005 (3 games)
15	2015 (3 games)

Fewest Punts, Season

2	2013 (1 game)
4	2008 (1 game)
6	1996 (2 games)

Most Punts, Game

8	at Philadelphia 1/18/04
7	vs Denver 2/7/16 (Super Bowl 50)
	at Seattle 1/22/06
	vs New England 2/1/04 (Super Bowl XXXVIII)
5	4x, most recently, vs Seattle 1/17/16

Fewest Punts, Game

1	vs Dallas 1/5/97
2	vs San Francisco 1/12/14
	at St. Louis 1/10/04
3	at New Orleans 1/7/18
	vs Arizona 1/24/16

PUNTING YARDS

Most Punting Yards, Postseason

931	2003
622	2015
600	2005

Fewest Punting Yards, Postseason

84	2013
192	2008
219	1996

Most Punting Yards, Game

315	vs Denver 2/7/16 (Super Bowl 50)
310	vs New England 2/1/04 (Super Bowl XXXVIII)
306	at Philadelphia 1/18/04

Fewest Punting Yards, Game

39	vs Dallas 1/5/97
73	at St. Louis 1/10/04
84	vs San Francisco 1/12/14

AVERAGE GROSS PUNTING YARDAGE

Highest Punting Average, Postseason

48.33	2017 (3-145)
48.00	2008 (4-192)
42.32	2003 (22-931)

Lowest Punting Average, Postseason

36.50	1996 (6-219)
37.50	2005 (16-600)
38.25	2014 (8-306)

INSIDE THE 20

Most Punts Inside the Opponents 20 Yard Line, Postseason

7	2005 (3 games)
6	2003 (4 games)
4	2014 (2 games)

Fewest Punts Inside the Opponents 20 Yard Line, Postseason

0	2008 (1 game)
1	2017 (1 game)
	2013 (1 game)
2	1996 (2 games)

Most Punts Inside the Opponents 20 Yard Line, Game

3	vs Arizona 1/3/15
	at Chicago 1/15/06
	at Philadelphia 1/18/04
2	vs Seattle 1/17/16
	at Seattle 1/22/06
	at New York Giants 1/8/06
	at St. Louis 1/10/04
1	5x, most recently, vs Denver 2/7/16 (Super Bowl 50)

PUNT RETURNS

Most Punt Returns, Postseason

6	2015 (3 games)
4	2003 (4 games)
3	2005 (3 games)
	1996 (2 games)

Fewest Punt Returns, Postseason

1	2014 (2 games)
	2008 (1 game)
2	2017 (1 game)
	2013 (1 game)
3	2005 (3 games)
	1996 (2 games)

Most Punt Returns, Game

3	vs Denver 2/7/16 (Super Bowl 50)
	vs Dallas 1/2/04
2	at New Orleans 1/7/18
	vs Arizona 1/24/16
	vs San Francisco 1/12/14
	at Chicago 1/15/06
	vs Dallas 1/5/97

Fewest Punt Returns, Game

0	4x, most recently, at Seattle 1/10/15
1	5x, most recently, vs Seattle 1/17/16

FAIR CATCHES

Most Fair Catches, Postseason

9	2014 (2 games)
5	2015 (3 games)
4	2003 (4 games)

Fewest Fair Catches, Postseason

0	2013 (1 game)
	2005 (3 games)
1	1996 (2 games)

Most Fair Catches, Game

5	vs Arizona 1/3/15
4	at Seattle 1/10/15
2	vs Denver 2/7/16 (Super Bowl 50)
	vs Arizona 1/24/16
	vs Arizona 1/10/09

PUNT RETURN YARDS

Most Punt Return Yards, Postseason

58	2005 (3 games)
40	2015 (3 games)
27	2013 (1 game)

Fewest Punt Return Yards, Postseason

0	2014 (2 games)
9	2008 (1 game)
11	2017 (1 game)

Most Punt Return Yards, Game

59	at Seattle 1/22/06
38	vs Arizona 1/24/16
27	vs San Francisco 1/12/14

Fewest Punt Return Yards, Game

-1	at Chicago 1/15/06
0	6x, most recently, vs Seattle 1/17/16
2	vs New England 2/1/04 (Super Bowl XXXVIII)

PUNT RETURN AVERAGE

Highest Punt Return Average, Postseason

19.33	2005 (3-58)
13.50	2013 (2-27)
9.00	2008 (1-9)

Lowest Punt Return Average, Postseason

0.00	2014 (1-0)
3.75	2003 (4-15)
5.50	2017 (2-11)

TOUCHDOWNS RETURNING PUNTS

Most Touchdowns, Punt Returns, Postseason

1	2005 (3 games)
---	----------------

Most Touchdowns, Punt Returns, Game

1	at Seattle 1/22/06
---	--------------------

KICKOFF RETURNS

Most Kickoff Returns, Postseason

17	2003 (4 games)
12	2005 (3 games)
	1996 (2 games)
7	2008 (1 game)

RECORDS: PLAYOFF TEAM

Fewest Kickoff Returns, Postseason

0	2017 (1 game)
4	2014 (2 games)
	2013 (1 game)
7	2015 (3 games)
	2008 (1 game)

Most Kickoff Returns, Game

7	vs Arizona 1/10/09
	at Seattle 1/22/06
	at Green Bay 1/12/97
6	vs New England 2/1/04 (Super Bowl XXXVIII)
	at St. Louis 1/10/04
5	vs Dallas 1/5/97

Fewest Kickoff Returns, Game

0	at New Orleans 1/7/18
1	vs Arizona 1/24/16
	vs Arizona 1/3/15
	at New York Giants 1/8/06
2	vs Denver 2/7/16 (Super Bowl 50)
	at Philadelphia 1/18/04

KICKOFF RETURN YARDS

Most Kickoff Return Yards, Postseason

374	2003 (4 games)
260	2005 (3 games)
241	1996 (2 games)

Fewest Kickoff Return Yards, Postseason

0	2017 (1 game)
78	2017 (1 game)
86	2014 (2 games)

Most Kickoff Return Yards, Game

155	vs Arizona 1/10/09
	vs Dallas 1/5/97
143	at Seattle 1/22/06
142	at St. Louis 1/10/04

Fewest Kickoff Return Yards, Game

0	at New Orleans 1/7/18
17	at New York Giants 1/8/06
19	vs Arizona 1/24/16
20	vs Arizona 1/3/15

KICKOFF RETURN AVERAGE

Highest Kickoff Return Average, Postseason

22.14	2008 (7–155)
22.00	2003 (17–374)
21.67	2005 (12–260)

Lowest Kickoff Return Average, Postseason

0.00	2017 (0–0)
17.14	2015 (7–120)
19.50	2013 (4–78)

FUMBLES

Most Fumbles, Postseason

6	2015 (3 games)
	2014 (2 games)
5	2005 (3 games)
4	2003 (4 games)
	1996 (2 games)

Fewest Fumbles, Postseason

0	2013 (1 game)
1	2017 (1 game)
	2008 (1 game)
4	2003 (4 games)
	1996 (2 games)

Most Fumbles, Game

4	vs Denver 2/7/16 (Super Bowl 50)
3	at Seattle 1/10/15
	vs Arizona 1/3/15
	at Chicago 1/15/06
2	vs Seattle 1/17/16
	vs Dallas 1/5/97
	at Green Bay 1/12/97

Fewest Fumbles, Game

0	vs Arizona 1/24/16
	vs San Francisco 1/12/14

FUMBLES LOST

Most Fumbles Lost, Postseason

3	2015 (3 games)
	2014 (2 games)
2	1996 (2 games)
1	2008 (1 game)
	2005 (3 games)
	2003 (4 games)

Fewest Fumbles Lost, Postseason

0	2017 (1 game)
	2013 (1 game)
1	2008 (1 game)
	2005 (3 games)
	2003 (4 games)

Most Fumbles Lost, Game

3	vs Denver 2/7/16 (Super Bowl 50)
2	vs Arizona 1/3/15
1	at Seattle 1/10/15
	vs Arizona 1/10/09
	at Seattle 1/22/06
	vs New England 2/1/04 (Super Bowl XXXVIII)
	at Green Bay 1/12/97
	vs Dallas 1/5/97

FUMBLES RECOVERED

Most Fumbles Recovered, Own and Opponents, Postseason

7	2015 (3 own, 4 opp)
6	2005 (4 own, 2 opp)
4	2003 (3 own, 1 opp)

Fewest Fumbles Recovered, Own and Opponents, Postseason

0	2017 (0 own, 0 opp)
	2013 (0 own, 0 opp)
	2008 (0 own, 0 opp)
2	2014 (1 own, 1 opp)
3	1996 (2 own, 1 opp)

Most Fumbles Recovered, Own and Opponents, Game

3	vs Arizona 1/24/16 (0 own, 3 opp)
	at Chicago 1/15/06 (3 own, 0 opp)
	at New York Giants 1/8/06 (1 own, 2 opp)
2	vs Seattle 1/17/16 (2 own, 0 opp)
	vs Arizona 1/31/15 (1 own, 1 opp)
	vs Dallas 1/3/04 (1 own, 1 opp)
	at Green Bay 1/12/97 (1 own, 1 opp)
1	at Philadelphia 1/18/04 (1 own)
	at St. Louis 1/10/04 (1 own)
	vs Dallas 1/5/97 (1 own)

Most Own Fumbles Recovered, Postseason

4	2005 (3 games)
3	2015 (3 games)
	2003 (4 games)
2	1996 (2 games)

Fewest Own Fumbles Recovered, Postseason

0	2017 (1 game)
	2013 (1 game)
	2008 (1 game)
1	2014 (2 games)
2	1996 (2 games)

Most Opponents Fumbles Recovered, Postseason

4	2015 (3 games)
2	2005 (3 games)
1	2014 (2 games)
	2003 (4 games)
	1996 (2 games)

Fewest Opponents Fumbles Recovered, Postseason

0	2017 (1 game)
	2013 (1 game)
	2008 (1 game)
1	2014 (2 games)
	2003 (4 games)
	1996 (2 games)

Most Own Fumbles Recovered, Game

3	at Chicago 1/15/06
2	vs Seattle 1/17/16
	at Seattle 1/10/15
1	8x, last vs Denver 2/7/16 (Super Bowl 50)

Most Opponents Fumbles Recovered, Game

3	vs Arizona 1/24/16
2	at New York Giants 1/8/06
1	vs Denver 2/7/16 (Super Bowl 50)
	vs Arizona 1/3/15
	vs Dallas 1/3/04
	at Green Bay 1/12/97

TOUCHDOWNS

Most Touchdowns, Fumbles Recovered, Own and Opponents, Postseason

1	2003 (1 own)
---	--------------

Most Touchdowns, Fumbles Recovered, Own and Opponents, Game

1	at St. Louis 1/10/04 (1 own)
---	------------------------------

TURNOVERS

(NUMBER OF TIMES LOSING THE BALL ON INTERCEPTIONS AND FUMBLES)

Most Turnovers, Postseason

6	2014 (3 ints, 3 fum)
	2008 (5 ints, 1 fum)
5	2015 (2 ints, 3 fum)
	2005 (4 ints, 1 fum)
	1996 (3 ints, 2 fum)
2	2013 (2 ints)
	2003 (1 int, 1 fum)

Fewest Turnovers, Postseason

0	2017 (0 ints, 0 fum)
2	2013 (2 ints)
	2003 (1 int, 1 fum)

RECORDS: PLAYOFF TEAM

Most Turnovers, Game

6	vs Arizona 1/10/09 (5 ints, 1 fum)
4	vs Denver 2/7/16 (1 int, 3 fum) [Super Bowl 50]
	at Seattle 1/22/06 (3 ints, 1 fum)
3	at Seattle 1/10/15 (2 ints, 1 fum)
	vs Arizona 1/3/15 (1 int, 2 fum)
	at Green Bay 1/12/97 (2 ints, 1 fum)

Most Turnovers, Both Teams, Game

8	Carolina (1) vs Arizona (7) 1/24/16
7	Carolina (5) vs Arizona (1) 1/10/09
6	Carolina (3) vs Arizona (3) 1/3/15
5	Carolina (4) vs Denver (1) 2/7/16 (Super Bowl 50)
	Carolina (0) at New York Giants (5) 1/08/06
	Carolina (3) at Green Bay (2) 1/12/97
	Carolina (2) vs Dallas (3) 1/05/97

Fewest Turnovers, Both Teams, Game

0	Carolina (0) at New Orleans (0) 1/7/18
2	Carolina (0) vs Seattle (2) 1/17/16
	Carolina (2) vs San Francisco (0) 1/12/14
	Carolina (1) vs New England (1) 2/1/04 (Super Bowl XXXVIII)
	Carolina (1) at Chicago (1) 1/15/06
	Carolina (0) vs Dallas (2) 1/03/04

PENALTIES

Fewest Penalties, Postseason

2	2017 (1 game)
6	2009 (1 game)
8	2013 (1 game)

Most Penalties, Postseason

30	2003 (4 games)
21	2005 (3 games)
20	2015 (3 games)

Fewest Penalties, Game

0	vs Dallas 1/3/04
2	at New Orleans 1/7/18
3	vs Seattle 1/17/16

Most Penalties, Game

13	at St. Louis 1/10/04
12	vs Denver 2/7/16 (Super Bowl 50)
	vs New England 2/1/04 (Super Bowl XXXVIII)
9	at Chicago 1/15/06

Fewest Penalties, Both Teams, Game

2	Carolina (0) vs Dallas (2) 1/3/04
6	Carolina (3) vs Seattle (3) 1/17/16
9	Carolina (2) at New Orleans (7) 1/7/18
	Carolina (5) at Philadelphia (4) 1/18/04
	Carolina (7) at New York Giants (2) 1/8/06
	Carolina (4) at Green Bay (5) 1/12/97

Most Penalties, Both Teams, Game

20	Carolina (12) vs New England (8) 2/1/04 (Super Bowl XXXVIII)
18	Carolina (12) vs Denver (6) 2/7/16 (Super Bowl 50)
	Carolina (13) at St. Louis (5) 1/10/04
15	Carolina (8) vs Arizona (7) 1/3/15

YARDS PENALIZED

Fewest Yards Penalized, Postseason

18	2017 (1 game)
40	2008 (1 game)
63	1996 (2 games)

Most Yards Penalized, Postseason

200	2003 (4 games)
172	2015 (3 games)
159	2005 (3 games)

Fewest Yards Penalized, Game

0	vs Dallas 1/3/04
18	at New Orleans 1/7/18
25	vs Seattle 1/17/16
	at Green Bay 1/12/97

Most Yards Penalized, Game

102	vs Denver 2/7/16 (Super Bowl 50)
92	at St. Louis 1/10/04
80	vs Arizona 1/3/15

Fewest Yards Penalized, Both Teams, Game

11	Carolina (0) vs Dallas (1) 1/3/04
45	Carolina (25) vs Seattle (20) 1/17/16
67	Carolina (52) at New York Giants (15) 1/8/06

Most Yards Penalized, Both Teams, Game

153	Carolina (102) vs Denver (51) 2/7/16 (Super Bowl 50)
133	Carolina (73) vs New England (60) 2/1/04 (Super Bowl XXXVIII)
125	Carolina (92) at St. Louis (33) 1/10/04

TIME OF POSSESSION

Highest Average Time of Possession, Postseason

35:35	2014 (2 games)
35:01	2015 (3 games)
33:49	2017 (1 game)

Lowest Average Time of Possession, Postseason

20:11	2008 (1 game)
25:40	1996 (2 games)
29:48	2003 (4 games)

Highest Time of Possession, Game

42:45	at New York Giants 1/8/06
41:06	at St. Louis 1/10/04 (2 OT)
37:06	vs Arizona 1/3/15

Lowest Time of Possession, Game

18:09	at Seattle 1/22/06
20:11	vs Arizona 1/10/09
21:02	vs New England 2/1/04 (Super Bowl XXXVIII)

Highest Time of Possession, Drive

8:59	vs San Francisco 1/12/14 (13-73-FG)
8:55	at New York Giants 1/8/06 (14-55-FG)
8:44	vs Seattle 1/17/16 (15-91-TD)

Highest Time of Possession, Scoring Drive

8:59	vs San Francisco 1/12/14 (13-73-FG)
8:55	at New York Giants 1/8/06 (14-55-FG)
8:44	vs Seattle 1/17/16 (15-91-TD)

Lowest Time of Possession, Scoring Touchdown

0:06	at New York Giants 1/8/06 (1-12)
0:07	vs San Francisco 01/12/14 (1-31)
0:14	vs Arizona 1/3/15 (1-39)

RECORDS: PLAYOFF DEFENSE

SCORING

Fewest Points Allowed, Postseason	
23	2013 (1 game)
31	2017 (1 game)
33	2008 (1 game)
Most Points Allowed, Postseason	
68	2003 (4 games)
63	2015 (3 games)
55	2005 (3 games)
Fewest Points Allowed, Game	
0	at New York Giants 1/8/06
3	at Philadelphia 1/18/04
10	vs Dallas 1/3/04
Most Points Allowed, Game	
34	at Seattle 1/22/06
33	vs Arizona 1/10/09
32	vs New England 2/1/04 (Super Bowl XXXVIII)
Fewest Touchdowns Allowed, Postseason	
2	2013 (1 game)
3	2008 (1 game)
Most Touchdowns Allowed, Postseason	
7	2015 (3 games)
	2005 (3 games)
6	2014 (2 games)
	2003 (4 games)
4	2017 (1 game)
	1996 (2 games)
Fewest Touchdowns Allowed, Game	
0	at New York Giants 1/8/06
	at Philadelphia 1/18/04
1	at St. Louis 1/10/04
	vs Dallas 1/3/04
	vs Dallas 1/5/97
2	4x, most recently, vs Denver 2/7/16 (Super Bowl 50)
Most Touchdowns Allowed, Game	
4	at New Orleans 1/7/18
	at Seattle 1/10/15
	at Seattle 1/22/06
	vs New England 2/1/04 (Super Bowl XXXVIII)
3	4x, most recently, vs Seattle 1/17/16
2	4x, most recently, vs Denver 2/7/16 (Super Bowl 50)

FIRST DOWNS

Fewest First Downs Allowed, Postseason	
21	2017 (1 game)
	2008 (1 game)
	2013 (1 game)
24	2014 (2 games)
43	1996 (2 games)
Most First Downs Allowed, Postseason	
80	2003 (4 games)
59	2005 (3 games)
55	2015 (3 games)
Fewest First Downs Allowed, Game	
8	vs Arizona 1/3/15
9	at New York Giants 1/8/06
10	vs Dallas 1/3/04
Most First Downs Allowed, Game	
29	vs New England 2/1/04 (Super Bowl XXXVIII)
27	at Seattle 1/22/06
23	vs Seattle 1/17/16
	at Chicago 1/15/06
	at St. Louis 1/10/04
Fewest First Downs Allowed, Rushing, Postseason	
3	2017 (1 game)
5	2013 (1 game)
7	2014 (2 games)
Most First Downs Allowed, Rushing, Postseason	
22	2003 (4 games)
20	2005 (3 games)
15	1996 (2 games)
Fewest First Downs Allowed, Rushing, Game	
1	at New York Giants 1/8/06
2	vs Arizona 1/3/15
3	at New Orleans 1/7/18
	vs Dallas 1/3/04
Most First Downs Allowed, Rushing, Game	
13	at Seattle 1/22/06
10	at Green Bay 1/12/97
8	vs Arizona 1/10/09
	at Philadelphia 1/18/04
Fewest First Downs Allowed, Passing, Postseason	
10	2008 (1 game)
11	2013 (1 game)
15	2014 (2 games)
Most First Downs Allowed, Passing, Postseason	
50	2003 (4 games)
37	2015 (3 games)
28	2005 (3 games)

Fewest First Downs Allowed, Passing, Game	
5	vs Denver 2/7/16 (Super Bowl 50)
	vs Arizona 1/3/15
6	at New York Giants 1/8/06
7	at Philadelphia 1/18/04
	vs Dallas 1/3/04
Most First Downs Allowed, Passing, Game	
19	vs New England 2/1/04 (Super Bowl XXXVIII)
18	vs Seattle 1/17/16
17	at New Orleans 1/7/18
	at St. Louis 1/10/04
Fewest First Downs Allowed, Penalty, Postseason	
1	2017 (1 game)
2	2014 (2 games)
3	2008 (1 game)
Most First Downs Allowed, Penalty, Postseason	
11	2005 (3 games)
8	2003 (4 games)
5	2013 (1 game)
Most First Downs Allowed, Penalty, Game	
6	at Chicago 1/15/06
5	vs San Francisco 1/12/14
4	vs Dallas 1/5/97

OFFENSIVE PLAYS

Fewest Plays Allowed, Postseason	
56	2017 (1 game)
65	2013 (1 game)
76	2008 (1 game)
Most Plays Allowed, Postseason	
278	2003 (4 games)
185	2005 (3 games)
181	2015 (3 games)
Fewest Plays Allowed, Game	
35	at New York Giants 1/8/06
47	vs Arizona 1/3/15
52	at Seattle 1/10/15
Most Plays Allowed, Game	
83	at New England 2/1/04 (Super Bowl XXXVIII)
81	at Seattle 1/22/06
76	vs Arizona 1/10/09
Fewest Rushing Plays Allowed, Postseason	
22	2017 (1 game)
34	2013 (1 game)
43	2014 (2 games)
	2008 (1 game)
Most Rushing Plays Allowed, Postseason	
102	2003 (4 games)
91	2005 (3 games)
69	1996 (2 games)
Fewest Rushing Plays Allowed, Game	
12	vs Seattle 1/17/16
13	at New York Giants 1/8/06
15	vs Arizona 1/3/15
Most Rushing Plays Allowed, Game	
51	at Seattle 1/22/06
45	at Green Bay 1/12/97
43	vs Arizona 1/10/09
Fewest Passing Attempts Allowed, Postseason	
30	2013 (1 game)
32	2008 (1 game)
33	2017 (1 game)
Most Passing Attempts Allowed, Postseason	
166	2003 (4 games)
112	2015 (3 games)
87	2005 (3 games)
Fewest Passing Attempts Allowed, Game	
18	at New York Giants 1/8/06
22	at Seattle 1/10/15
23	vs Denver 2/7/16 (Super Bowl 50)
Most Passing Attempts Allowed, Game	
48	vs Seattle 1/17/16
	at New England 2/1/04 (Super Bowl XXXVIII)
46	at St. Louis 1/10/04 (OT)
41	vs Arizona 1/24/16
	at Chicago 1/15/06
Most Plays Allowed, Drive	
15	at St. Louis 1/10/04 (TD)
	at Green Bay 1/12/97 (TD)
14	3x, most recently, at New England 2/1/04 (MFG) (Super Bowl XXXVIII)
13	3x, most recently, vs San Francisco 1/12/14 (FG)

NET YARDS ALLOWED

Fewest Net Yards Allowed, Postseason	
315	2013 (1 game)
360	2008 (1 game)
410	2017 (1 game)
Most Net Yards Allowed, Postseason	
1,354	2003 (4 games)
884	2015 (3 games)
807	2005 (3 games)

RECORDS: PLAYOFF DEFENSE

Fewest Net Yards Allowed, Game		
78	vs Arizona 1/3/15	
132	at New York Giants 1/8/06	
194	vs Denver 2/7/16 (Super Bowl 50)	
Most Net Yards Allowed, Game		
481	at New England 2/1/04 (Super Bowl XXXVIII)	
479	at Green Bay 1/12/97	
410	at New Orleans 1/7/18	
Most Net Yards Allowed, Drive		
81	at Philadelphia 1/18/04 (NT)	
	at St. Louis 1/10/04 (FG)	
80	at New Orleans 1/7/18 (TD)	
	vs Arizona 1/24/16 (TD)	
	vs San Francisco 1/12/14 (TD)	
78	at New England 2/1/04 (TD) (Super Bowl XXXVIII)	
	at Dallas 1/5/97 (FG)	

RUSHING

Fewest Rushing Yards Allowed, Postseason		
41	2017 (1 game)	
126	2013 (1 game)	
127	2014 (2 games)	
Most Rushing Yards Allowed, Postseason		
400	2003 (4 games)	
328	2005 (3 games)	
297	1996 (2 games)	
Fewest Rushing Yards Allowed, Game		
27	vs Arizona 1/3/15	
41	at New Orleans 1/7/18	
	at New York Giants 1/8/06	
60	vs Arizona 1/24/16	
Most Rushing Yards Allowed, Game		
201	at Green Bay 1/12/97	
190	at Seattle 1/22/06	
145	vs Arizona 1/10/09	
Lowest Average Rushing Gain Allowed, Postseason		
1.86	2017 (22-41, 1 game)	
2.95	2014 (43-127, 2 games)	
3.37	2008 (43-145, 1 game)	
Highest Average Rushing Gain Allowed, Postseason		
4.30	1996 (69-297, 2 games)	
4.07	2015 (91-328, 3 games)	
3.92	2003 (102-400, 4 games)	
Lowest Average Rushing Gain Allowed, Game (min 15 att)		
1.80	vs Arizona 1/3/15 (15-27)	
1.86	at New Orleans 1/7/18 (22-41)	
2.78	at St. Louis 1/10/04 (23-64) (OT)	
Highest Average Rushing Gain Allowed, Game (min 15 att)		
6.50	vs Seattle 1/17/16 (12-78)	
5.27	at Philadelphia 1/18/04 (26-137)	
4.47	at Green Bay 1/12/97 (45-201)	
Fewest Rushing Touchdowns Allowed, Postseason		
1	2014 (2 games)	
	2013 (1 game)	
	2008 (1 game)	
	1996 (2 games)	
2	2017 (1 game)	
	2015 (3 games)	
3	2003 (4 games)	
Most Rushing Touchdowns Allowed, Postseason		
4	2005 (3 games)	
3	2003 (4 games)	
2	2015 (3 games)	
Most Rushing Touchdowns Allowed, Game		
2	at New Orleans 1/7/18	
	at Seattle 1/22/06	
	at Chicago 1/15/06	
1	9x, most recently, vs Denver 2/7/16 (Super Bowl 50)	
0	5x, most recently, vs Seattle 1/17/16	

PASSING

Fewest Net Passing Yards Allowed, Postseason		
189	2013 (1 game)	
215	2008 (1 game)	
299	2014 (2 games)	
Most Net Passing Yards Allowed, Postseason		
954	2003 (4 games)	
656	2015 (3 games)	
479	2005 (3 games)	
Fewest Net Passing Yards Allowed, Game		
51	vs Arizona 1/3/15	
91	at New York Giants 1/8/06	
104	vs Denver 2/7/16 (Super Bowl 50)	
Most Net Passing Yards Allowed, Game		
369	at New Orleans 1/7/18	
354	at New England 2/1/04 (Super Bowl XXXVIII)	
325	vs Seattle 1/17/16	
Fewest Touchdown Passes Allowed, Postseason		
1	2013 (1 game)	
2	2017 (1 game)	
	2008 (1 game)	

Most Touchdown Passes Allowed, Postseason		
4	2015 (3 games)	
	2014 (2 games)	
3	2005 (3 games)	
	2003 (4 games)	
	1996 (2 games)	
Most Touchdown Passes Allowed, Game		
3	vs Seattle 1/17/16	
	at Seattle 1/10/15	
	at New England 2/1/04 (Super Bowl XXXVIII)	
2	at New Orleans 1/7/18	
	vs Arizona 1/10/09	
	at Seattle 1/22/06	
	at Green Bay 1/12/97	
1	5 times, most recently, vs Arizona 1/24/16	

SACKS

Most Sacks, Postseason		
13	2015 (3 games)	
10	2003 (4 games)	
7	2005 (3 games)	
Fewest Sacks, Postseason		
1	2017 (1 game)	
	2013 (1 game)	
	2008 (1 game)	
2	1996 (2 games)	
6	2014 (2 games)	
Most Sacks, Game		
5	vs Denver 2/7/16 (Super Bowl 50)	
	vs Seattle 1/17/16	
	at Philadelphia 1/18/04	
4	vs Arizona 1/3/15	
	at New York Giants 1/8/06	
3	vs Arizona 1/24/16	
	at Dallas 1/3/04	
Most Opponent Yards Lost Attempting to Pass, Postseason		
86	2015 (3 games)	
74	2003 (4 games)	
51	2014 (2 games)	
Fewest Opponent Yards Lost Attempting to Pass, Postseason		
5	2008 (1 game)	
6	2013 (1 game)	
7	2017 (1 game)	
Most Opponent Yards Lost Attempting to Pass, Game		
41	vs Seattle 1/17/16	
37	vs Denver 2/7/16 (Super Bowl 50)	
36	at Philadelphia 1/18/04	

INTERCEPTIONS

Most Passes Intercepted, Postseason		
9	2003 (4 games)	
7	2015 (3 games)	
4	2005 (3 games)	
	1996 (2 games)	
Fewest Passes Intercepted, Postseason		
0	2017 (1 game)	
	2013 (1 game)	
1	2008 (1 game)	
2	2014 (2 games)	
Most Passes Intercepted, Game		
4	vs Arizona 1/24/16	
	at Philadelphia 1/18/04	
3	at New York Giants 1/8/06	
	at St. Louis 1/10/04 (OT)	
	at Dallas 1/5/97	
2	vs Seattle 1/17/16	
	vs Arizona 1/3/15	
Most Consecutive Games With an Interception		
4	2003 (4 games)	
3	2015 (3 games)	
2	2005 (3 games)	
	1996 (2 games)	
Most Interception Return Yards, Postseason		
132	1996 (2 games)	
74	2003 (4 games)	
60	2015 (3 games)	
Fewest Interception Return Yards, Postseason		
0	2017 (1 game)	
	2013 (1 game)	
4	2008 (1 game)	
6	2005 (3 games)	
Most Interception Return Yards, Game		
122	at Dallas 1/5/97	
34	at Dallas 1/3/04	
27	vs Arizona 1/24/16	
Most Interceptions Returned for Touchdowns, Postseason		
2	2015 (3 games)	
Most Interceptions Returned for Touchdowns, Game		
1	vs Arizona 1/24/16	
	vs Seattle 1/17/16	

RECORDS: PLAYOFF DEFENSE

Most Interceptions Returned for Touchdowns, Both Teams, Game

1	Carolina (1) vs Arizona (0) 1/24/16
	Carolina (1) vs Seattle (0) 1/17/16
	Carolina (0) at Seattle (1) 1/10/15

PUNTING

Fewest Opponent Punts, Postseason

2	2013 (1 game)
4	2017 (1 game)
	2008 (1 game)
5	1996 (2 games)

Most Opponent Punts, Postseason

17	2003 (4 games)
16	2005 (3 games)
15	2015 (3 games)

Fewest Opponent Punts, Game

1	at St. Louis 1/10/05 (OT)
2	vs San Francisco 1/12/14
	at Green Bay 1/12/97
3	vs Seattle 1/17/16
	at Dallas 1/5/97

Most Opponent Punts, Game

9	vs Arizona 1/3/15
8	vs Denver 2/7/16 (Super Bowl 50)
7	at Chicago 1/15/06
	at Dallas 1/3/04

Highest Opponent Punting Average, Postseason

47.50	2013 (1 game, 2-95)
45.75	2017 (1 game, 4-183)
45.00	1996 (2 games, 5-225)

Lowest Opponent Punting Average, Postseason

35.92	2014 (2 games, 13-467)
36.35	2003 (4 games, 17-618)
37.19	2005 (3 games, 16-595)

Highest Opponent Punting Average, Game (min 3 punts)

51.00	at Dallas 1/5/97 (3-153)
48.75	vs Arizona 1/24/16 (4-195)
45.75	at New Orleans 1/7/18 (4-183)

Lowest Opponent Punting Average, Game (min 3 punts)

34.60	at New England 2/1/04 (5-173) [Super Bowl XXXVIII]
34.78	vs Arizona 1/3/15 (9-313)
35.14	at Chicago 1/15/06 (7-246)

Most Opponent Punts Blocked, Postseason

	Has never happened
--	--------------------

Most Opponent Punts Blocked, Game

	Has never happened
--	--------------------

Most Consecutive Opponent Punts Without a Block

76	1996-Current (16 games)
----	-------------------------

Most Opponent Punts Inside 20 Yard Line, Postseason

5	2015 (3 games)
4	2014 (2 games)
	2005 (3 games)
2	2003 (4 games)
	2008 (1 game)

Fewest Opponent Punts Inside 20 Yard Line, Postseason

0	2013 (1 game)
1	2017 (1 game)
	1996 (2 games)
2	2008 (1 game)

Most Opponent Punts Inside 20 Yard Line, Game

3	at Seattle 1/10/15
2	6x, most recently, vs Denver 2/7/16 (Super Bowl 50)

PUNT RETURNS

Fewest Opponent Punt Returns, Postseason

0	2013 (1 game)
1	2014 (2 games)
	1996 (2 games)
2	2017 (1 game)

Most Opponent Punt Returns, Postseason

11	2003 (4 games)
6	2005 (3 games)
4	2015 (3 games)

Fewest Punt Return Yards Allowed, Postseason

0	2013 (1 game)
3	1996 (2 games)
9	2014 (2 games)

Most Punt Return Yards Allowed, Postseason

78	2003 (4 games)
71	2015 (3 games)
17	2017 (1 game)

Fewest Punt Return Yards Allowed, Game

0	4 times, most recently, vs Arizona 1/3/15
1	at Chicago 1/15/06
2	vs Arizona 1/24/16

Most Punt Return Yards Allowed, Game

61	vs Denver 2/7/16 (Super Bowl 50)
42	at New England 2/1/04 (Super Bowl XXXVIII)
22	at Dallas 1/3/04

Lowest Opponent Punt Return Average, Postseason

0.00	2013 (1 game, 0-0)
2.17	2005 (3 games, 6-13)
3.00	1996 (2 games, 1-3)

Highest Opponent Punt Return Average, Postseason

17.75	2015 (3 games, 4-71)
9.00	2014 (2 games, 1-9)
8.50	2017 (1 game, 2-17)

Longest Punt Return Allowed, Game

61	vs Denver 2/7/16 (Super Bowl 50)
28	at New England 2/1/04 (Super Bowl XXXVIII)
11	at New Orleans 1/7/18
	vs Arizona 1/10/09
	at Philadelphia 1/18/04

Most Punt Returns for Touchdowns Allowed, Postseason

	Has never happened
--	--------------------

Most Punt Returns for Touchdowns Allowed, Game

	Has never happened
--	--------------------

KICKOFF RETURNS

Fewest Opponent Kickoff Returns, Postseason

0	2017 (1 game)
	2013 (1 game)
1	2008 (1 game)
3	2014 (2 games)

Most Opponent Kickoff Returns, Postseason

20	2003 (4 games)
14	2005 (3 games)
10	1996 (2 games)

Fewest Opponent Kickoff Returns, Game

0	at New Orleans 1/7/18
	vs San Francisco 1/12/14
1	at Seattle 1/10/15
	vs Arizona 1/10/09
2	vs Denver 2/7/16 (Super Bowl 50)
	vs Arizona 1/24/16
	vs Arizona 1/3/15
	at Seattle 1/22/06

Most Opponent Kickoff Returns, Game

8	at Dallas 1/3/04
6	at Chicago 1/15/06
	at New York Giants 1/8/06
	at Dallas 1/5/97
5	at St. Louis 1/10/04 (OT)

Fewest Kickoff Return Yards Allowed, Postseason

0	2017 (1 game)
	2013 (1 game)
23	2008 (1 game)
85	2014 (2 games)

Most Kickoff Return Yards Allowed, Postseason

443	2003 (4 games)
305	2005 (3 games)
205	1996 (2 games)

Fewest Kickoff Return Yards Allowed, Game

0	at New Orleans 1/7/18
	vs San Francisco 1/12/14
23	vs Arizona 1/10/09
26	at Seattle 1/10/15

Most Kickoff Return Yards Allowed, Game

179	at Dallas 1/3/04
132	at Chicago 1/15/06
124	at St. Louis 1/10/04 (OT)

Lowest Kickoff Return Average Allowed, Postseason

0.00	2017 (1 game, 0-0)
	2013 (1 game, 0-0)
20.50	1996 (2 games, 10-205)
21.79	2005 (3 games, 14-305)

Highest Kickoff Return Average Allowed, Postseason

28.33	2014 (2 games, 3-85)
25.57	2015 (3 games, 7-179)
23.00	2008 (1 game, 1-23)

Longest Kickoff Return Allowed, Game

50	vs Seattle 1/17/16
49	at Green Bay 1/12/97
48	vs Arizona 1/3/15

Most Kickoff Returns for Touchdowns Allowed, Postseason

	Has never happened
--	--------------------

Most Kickoff Returns for Touchdowns Allowed, Game

	Has never happened
--	--------------------

FUMBLES

Fewest Opponent Fumbles, Postseason

0	2008 (1 game)
1	2017 (1 game)
	2013 (1 game)
2	2005 (3 games)

Most Opponent Fumbles, Postseason

6	2015 (3 games)
5	2014 (2 games)
3	2003 (4 games)
	1996 (2 games)

RECORDS: PLAYOFF DEFENSE

Most Opponent Fumbles, Game	
3	vs Denver 2/7/16 (Super Bowl 50)
	vs Arizona 1/24/16
	vs Arizona 1/3/15
2	at Seattle 1/10/15
	at New York Giants 1/8/06
	at Green Bay 1/12/97

TURNOVERS

Opponent Turnovers, Postseason	
0	2017 (1 game) (0 ints, 0 fum)
	2013 (1 game) (0 ints, 0 fum)
1	2008 (1 game) (1 int, 0 fum)
3	2014 (2 games) (2 ints, 1 fum)
Most Opponent Turnovers, Postseason	
11	2015 (3 games) (7 ints, 4 fum)
10	2003 (4 games) (9 ints, 1 fum)
6	2005 (3 games) (4 ints, 2 fum)
Most Opponent Turnovers, Game	
7	vs Arizona 1/24/16 (4 ints, 3 fum)
5	at New York Giants 1/8/06 (3 ints, 2 fum)
4	at Philadelphia 1/18/04 (4 ints, 0 fum)

Most Consecutive Games, Opponent Turnovers	
4	2003 (4 games)
3	2015 (3 games)
2	2005 (3 games)
	1996 (2 games)

TIME OF POSSESSION

Lowest Average Time of Possession Allowed, Postseason	
24:26	2014 (2 games)
24:59	2015 (3 games)
26:11	2017 (1 game)
Highest Average Time of Possession Allowed, Postseason	
39:49	2008 (1 game)
34:20	1996 (2 games)
30:12	2003 (4 games)
Lowest Time of Possession Allowed, Game	
17:15	at New York Giants 1/8/06
22:54	vs Arizona 1/3/15
23:21	vs Arizona 1/24/16
Highest Time of Possession Allowed, Game	
41:51	at Seattle 1/22/06
39:49	vs Arizona 1/10/09
38:58	at New England 2/1/04 (Super Bowl XXXVIII)
Highest Time of Possession Allowed, Drive	
8:30	at Dallas 1/5/97 (14-73-TD)
7:58	vs San Francisco 1/12/14 (13-73-FG)
7:52	at Green Bay 1/12/97 (15-86-TD)

RECORDS: PLAYOFF OPPONENT

SCORING POINTS

Most Points, Game	
15	Neil Rackers, Arizona 1/10/09 (4 FG, 3 PAT) Jeff Wilkins, at St. Louis 1/10/04 (5 FG)
12	Jermaine Kearse, vs Seattle 1/17/16 (2 TD, 2-P) Shaun Alexander, at Seattle 1/22/06 (2 TD, 2-R) Chris Jacke, at Green Bay 1/12/97 (3 FG, 3 PAT) Phil Dawson, San Francisco 1/12/14 (3 FG, 2 PAT)

TOUCHDOWNS

Most Touchdowns, Game	
2	Shaun Alexander, at Seattle 1/22/06 (2 TD, 2-R) Jermaine Kearse, vs Seattle 1/17/16 (2 TD, 2-P)
1	35x, most recently, at New Orleans 1/7/18

POINTS AFTER TOUCHDOWN

Most PATs Attempted, Game	
4	Wil Lutz, at New Orleans 1/7/18 Steven Hauschka, at Seattle 1/10/15 Josh Brown, at Seattle 1/22/06
3	5x, most recently, Steven Hauschka, Seattle 1/17/16

Most PATs, Game	
4	Wil Lutz, at New Orleans 1/7/18 Steven Hauschka, at Seattle 1/10/15 Josh Brown, at Seattle 1/22/06
3	5x, most recently, Steven Hauschka, Seattle 1/17/16

Most PATs, No Misses, Game	
4	Wil Lutz, at New Orleans 1/7/18 Steven Hauschka, at Seattle 1/10/15 Josh Brown, at Seattle 1/22/06
3	5x, most recently, Steven Hauschka, Seattle 1/17/16

TWO-POINT CONVERSIONS

Most Two-Point Conversions, Game	
1	Bernie Fowler, Denver 2/7/16 (Super Bowl 50) J.I. Nelson, Arizona 1/24/16 Kevin Faulk, New England 2/1/04 (Super Bowl XXXVIII) Dane Looker, at St. Louis 1/10/04

FIELD GOALS

Most Field Goals Attempted, Game	
6	Jeff Wilkins, at St. Louis 1/10/04 Neil Rackers, Arizona 1/10/09 Chris Jacke, at Green Bay 1/12/97

Most Field Goals, Game	
5	Jeff Wilkins, at St. Louis 1/10/04 Neil Rackers, Arizona 1/10/09
4	4x, most recently, Brandon McManus, Denver 2/7/16 (Super Bowl 50)

Most Field Goals, One Quarter	
2	Phil Dawson, San Francisco 1/12/14 (1st) Neil Rackers, Arizona 1/10/09 (2nd) Jeff Wilkins, at St. Louis 1/10/04 (2nd)

Longest Field Goal Attempted	
57	Wil Lutz, at New Orleans 1/7/18 (G) Steven Hauschka, Seattle 1/17/16 (SH) 53 Neil Rackers, Arizona 1/10/09 (SH) Jeff Wilkins, at St. Louis 1/10/04 (SH)

Longest Field Goal	
57	Wil Lutz, at New Orleans 1/7/18 (G) 51 Jeff Wilkins, at St. Louis 1/10/04 49 Phil Dawson, San Francisco 1/12/14 Neil Rackers, Arizona 1/10/09

Most Field Goals, No Misses, Game	
3	Brandon McManus, Denver 2/7/16 (Super Bowl 50) Phil Dawson, San Francisco 1/12/14 Chris Boniol, Dallas 1/5/97

Most Field Goals, 50 or More Yards, Game	
1	Wil Lutz, at New Orleans 1/7/18 (57) 1 Jeff Wilkins, at St. Louis 1/10/04 (51)

RUSHING

RUSHING ATTEMPTS

Most Rushing Attempts, Game	
34	Shaun Alexander, at Seattle 1/22/06
26	Antowain Smith, New England 2/1/04 (Super Bowl XXXVIII)
25	Edgar Bennett, at Green Bay 1/12/97

RUSHING YARDS

Most Rushing Yards, Game	
132	Shaun Alexander, at Seattle 1/22/06
99	Edgar Bennett, at Green Bay 1/12/97
90	C.J. Anderson, Denver 2/7/16 (Super Bowl 50)
Longest Run From Scrimmage	
39	Frank Gore, San Francisco 1/12/14
35	Dorsey Levens, at Green Bay 1/12/97
34	C.J. Anderson, Denver 2/7/16 (Super Bowl 50)

AVERAGE RUSHING GAIN

Highest Average Rushing Gain, Game (min 10 att)	
8.80	Dorsey Levens, at Green Bay 1/12/97 (10-88)
6.08	Duce Staley, at Philadelphia 1/18/04 (13-79)
4.94	Frank Gore, San Francisco 1/12/14 (17-84)

RUSHING TOUCHDOWNS

Most Rushing Touchdowns, Game	
2	Shaun Alexander, at Seattle 1/22/06
1	13x, most recently, Alvin Kamara, at New Orleans 1/7/18

PASSING

PASS ATTEMPTS

Most Pass Attempts, Game	
48	Russell Wilson, Seattle 1/17/16 Tom Brady, New England 2/1/04 (Super Bowl XXXVIII)
46	Marc Bulger, at St. Louis 1/10/04
41	Rex Grossman, at Chicago 1/15/06

COMPLETIONS

Most Completions, Game	
32	Tom Brady, New England 2/1/04 (Super Bowl XXXVIII)
31	Russell Wilson, Seattle 1/17/16
27	Marc Bulger, at St. Louis 1/10/04

COMPLETION PERCENTAGE

Highest Completion Percentage, Game (min 20 att)	
71.43	Matt Hasselbeck, at Seattle 1/22/06 (28-20)
69.69	Drew Brees, at New Orleans 1/7/18 (33-23)
68.18	Russell Wilson, at Seattle 1/10/15 (22-15)

PASSING YARDS

Most Passing Yards, Game	
376	Drew Brees, at New Orleans 1/7/18
366	Russell Wilson, Seattle 1/17/16
354	Tom Brady, New England 2/1/04 (Super Bowl XXXVIII)

Longest Pass Completion

80	Drew Brees (to Ted Ginn) at New Orleans 1/7/18 (TD)
66	Brett Favre (to Dorsey Levens), at Green Bay 1/12/97
63	Russell Wilson (to Jermaine Kearse), at Seattle 1/10/15 (TD)

AVERAGE PASSING GAIN

Highest Average Passing Gain, Game (min 20 att)	
12.18	Russell Wilson, at Seattle 1/10/15 (22-268)
11.39	Drew Brees, at New Orleans 1/7/18 (33-376)
10.07	Brett Favre, at Green Bay 1/12/97 (29-292)

TOUCHDOWN PASSES

Most Touchdown Passes, Game	
3	Russell Wilson, Seattle 1/17/16 Russell Wilson, at Seattle 1/10/15 Tom Brady, New England 2/1/04 (Super Bowl XXXVIII)
2	Drew Brees, at New Orleans 1/7/18 Kurt Warner, Arizona 1/10/09 Matt Hasselbeck, at Seattle 1/22/06 (28-20) Brett Favre, at Green Bay 1/12/97
1	5x, most recently, Carson Palmer, Arizona 1/24/16

PASSES HAD INTERCEPTED

Most Passes Had Intercepted, Game	
4	Carson Palmer, Arizona 1/24/16
3	Eli Manning, at New York Giants 1/8/06 Donovan McNabb, at Philadelphia 1/18/04 Marc Bulger, at St. Louis 1/10/04 Troy Aikman, Dallas 1/5/97
2	Russell Wilson, Seattle 1/17/16 Ryan Lindley, Arizona 1/3/15

Most Pass Attempts, No Interceptions, Game	
33	Drew Brees, at New Orleans 1/7/18
28	Colin Kaepernick, San Francisco 1/12/14
	Matt Hasselbeck, at Seattle 1/22/06
22	Russell Wilson, at Seattle 1/10/15

RECEIVING

Most Receptions, Game	
11	Jermaine Kearse, Seattle 1/17/16
10	Deion Branch, New England 2/1/04 (Super Bowl XXXVIII)
9	David Johnson, Arizona 1/24/16 Marshall Faulk, at St. Louis 1/10/04

RECEIVING YARDS

Most Receiving Yards, Game	
166	Larry Fitzgerald, Arizona 1/10/09
143	Deion Branch, New England 2/1/04 (Super Bowl XXXVIII)
136	Anquan Boldin, San Francisco 1/12/14

Longest Pass Reception

80	Ted Ginn (from Drew Brees), at New Orleans 1/7/18 (TD)
66	Dorsey Levens (from Brett Favre), at Green Bay 1/12/97
63	Jermaine Kearse (from Russell Wilson), at Seattle 1/10/15 (TD)

AVERAGE PER RECEPTION

Highest Average Per Reception, Game (min 3 rec)	
43.00	Jermaine Kearse, at Seattle 1/10/15 (3-129)
28.75	Ted Ginn, at New Orleans 1/7/18 (4-115)
25.00	Tyler Lockett, Seattle 1/17/16 (3-75)

TOUCHDOWN RECEPTIONS

Most Touchdown Receptions, Game	
2	Jermaine Kearse, Seattle 1/17/16
1	20x, most recently, Josh Hill, at New Orleans 1/7/18

INTERCEPTIONS

Most Interceptions, Game	
1	20x, most recently, T.J. Ward, Denver 2/7/16 (Super Bowl 50)

RECORDS: PLAYOFF OPPONENT

INTERCEPTION RETURN YARDS

Most Interception Return Yards, Game	
90	Kam Chancellor, at Seattle 1/10/15
72	Patrick Peterson, Arizona 1/24/16
50	Antonio Cromartie, Arizona 1/3/15
Longest Interception Return	
90	Kam Chancellor, at Seattle 1/10/15
72	Patrick Peterson, Arizona 1/24/16
50	Antonio Cromartie, Arizona 1/3/15

PUNTING

Most Punts, Game	
9	Drew Butler, Arizona 1/3/15
8	Britton Colquitt, Denver 2/7/16 (Super Bowl 50)
7	Brad Maynard, at Chicago 1/15/06
	Toby Gowin, Dallas, 1/3/04
Longest Punt	
59	John Jett, Dallas 1/5/97
57	Thomas Morstead, at New Orleans 1/7/18
54	Britton Colquitt, Denver 2/7/16 (8-367) (Super Bowl 50)
	Brad Maynard, at Chicago 1/15/06
	Dirk Johnson, at Philadelphia 1/18/04

PUNTING AVERAGE

Highest Punting Average, Game (min 4 att)	
48.75	Drew Butler, Arizona 1/24/16 (4-195)
45.88	Britton Colquitt, Denver 2/7/16 (Super Bowl 50)
45.75	Thomas Morstead, at New Orleans 1/7/18 (4-183)

INSIDE THE 20

Most Punts Inside the 20, Game	
3	Jon Ryan, at Seattle 1/10/15
2	5x, most recently, Britton Colquitt, Denver 2/7/16 (Super Bowl 50)
1	8x, most recently, Thomas Morstead at New Orleans 1/7/18

TOUCHBACKS

Most Touchbacks, Game	
2	Tom Rouse, at Seattle, 1/22/06
1	4x, most recently, Ben Graham, Arizona 1/10/09

PUNT RETURNS

Most Punt Returns, Game	
4	Troy Brown, New England 2/1/04 (Super Bowl XXXVIII)
	Joey Galloway, Dallas 1/3/04
3	Steve Breaston, Arizona 1/10/09
2	4x, most recently, Tommylee Lewis, at New Orleans 1/7/18

FAIR CATCHES

Most Fair Catches, Game	
3	3x, most recently, Jordan Norwood, Denver 2/7/16 (Super Bowl 50)
2	3x, most recently, Ted Ginn, Jr., Arizona 1/3/15
1	6x, most recently, Tommylee Lewis, at New Orleans 1/7/18

PUNT RETURN YARDS

Most Punt Return Yards, Game	
61	Jordan Norwood, Denver 2/7/16 (Super Bowl 50)
40	Troy Brown, New England 2/1/04 (Super Bowl XXXVIII)
22	Joey Galloway, Dallas 1/3/04
Longest Punt Return	
61	Jordan Norwood, Denver 2/7/16 (Super Bowl 50)
28	Troy Brown, New England 2/1/04 (Super Bowl XXXVIII)
11	Tommylee Lewis, at New Orleans 1/7/18
	Steve Breaston, Arizona 1/10/09
	Lito Sheppard, at Philadelphia 1/18/04

PUNT RETURN AVERAGE

Highest Punt Return Average, Game (min 3 ret)	
10.00	Troy Brown, New England 2/1/04 (4-40) (Super Bowl XXXVIII)
8.50	Tommylee Lewis, at New Orleans 1/7/18 (2-17)
5.50	Joey Galloway, Dallas 1/3/04 (4-22)

KICKOFF RETURNS

Most Kickoff Returns, Game	
7	Michael Bates, Dallas 1/3/04
6	Chad Morton, at New York Giants 1/8/06
5	Rashied Davis, at Chicago 1/15/06
	Arlen Harris, at St. Louis 1/10/04

KICKOFF RETURN YARDS

Most Kickoff Return Yards, Game	
172	Michael Bates, Dallas 1/3/04
124	Arlen Harris, at St. Louis 1/10/04
122	Chad Morton, at New York Giants 1/8/06

Longest Kickoff Return

50	Tyler Lockett, Seattle 1/17/16
49	Desmond Howard, at Green Bay 1/12/97
48	Ted Ginn, Jr., Arizona 1/3/15

KICKOFF RETURN AVERAGE

Highest Kickoff Return Average, Game (min 3 ret)	
30.67	Tyler Lockett, Seattle 1/17/16 (3-92)
26.00	Desmond Howard, at Green Bay 1/12/97 (4-104)
24.80	Arlen Harris, at St. Louis 1/10/04 (5-124)

COMBINED KICK RETURNS

Most Combined Kick Returns, Game	
7	Chad Morton, at New York Giants 1/8/06 (1-P, 6-K)
	Michael Bates, Dallas 1/3/04 (7-K)
5	Rashied Davis, at Chicago 1/15/06 (5-K)
	Arlen Harris, at St. Louis 1/10/04 (5-K)
	Desmond Howard, at Green Bay 1/12/97 (1-P, 4-K)
4	4x, most recently, Tyler Lockett, Seattle 1/17/16 (1-P, 3-K)

COMBINED KICK RETURN YARDS

Most Combined Kick Return Yards, Game	
172	Michael Bates, Dallas 1/3/04 (172-K)
127	Chad Morton, at New York Giants 1/8/06 (5-P, 122-K)
124	Arlen Harris, at St. Louis 1/10/04 (124-K)

COMBINED NET YARDS

(YARDS GAINED VIA RUSHING, RECEIVING, INTERCEPTION RETURN, PUNT RETURN, KICKOFF RETURN, AND FUMBLE RETURN)

COMBINED ATTEMPTS

Most Combined Attempts, Game	
35	Shaun Alexander, at Seattle 1/22/06 (35-R, 1-P)
28	Marshall Faulk, at St. Louis 1/10/04 (19-R, 9-P)
27	Edgar Bennett, at Green Bay 1/12/97 (25-R, 2-P)
Most Combined Net Yards, Game	
205	Dorsey Levens, at Green Bay 1/12/97 (88-R, 117-P)
175	Tyler Lockett, Seattle 1/17/16 (8-PR, 92-KOR, 75-P)
172	Michael Bates, Dallas 1/3/04 (172-KOR)

SACKS

Most Sacks, Game	
2.5	Von Miller, Denver 2/7/16 (Super Bowl 50)
	Ahmad Brooks, San Francisco 1/12/14
2.0	DeMarcus Ware, Denver 2/7/16 (Super Bowl 50)
	Rocky Bernard, at Seattle 1/22/06
	Michael Strahan, at New York Giants 1/8/06
	Mike Vrabel, New England 2/1/04 (Super Bowl XXXVIII)
	Brian Young, at St. Louis 1/10/04

FUMBLES

Most Fumbles, Game	
2	Peyton Manning, Denver 2/7/16 (Super Bowl 50)
	Carson Palmer, Arizona 1/24/16
1	17x, most recently, Brandon Coleman at New Orleans 1/7/18
Most Own Fumbles Recovered, Game	
2	Russell Wilson, at Seattle 1/10/15
1	10x, most recently, Mark Ingram at New Orleans 1/7/18
Most Opponent Fumbles Recovered, Game	
1	11x, most recently, Malik Johnson, T.J. Ward and Danny Trevathan, Denver 2/7/16 (Super Bowl 50)
Longest Fumble Return	
30	Rashad Johnson, Arizona 1/3/15
5	T.J. Ward, Denver 2/7/16 (Super Bowl 50)
	Marcus Trufant, at Seattle 1/22/06

TEAM HISTORY



**CAROLINA
PANTHERS**

ALL-TIME RESULTS

Year	W-L-T	Division Finish	Postseason	Coach
1995	7-9	4th NFC West	--	Dom Capers
1996	12-4	1st NFC West	1-1 (NFC Championship)	Dom Capers
1997	7-9	2nd NFC West	--	Dom Capers
1998	4-12	4th NFC West	--	Dom Capers
1999	8-8	2nd NFC West	--	George Seifert
2000	7-9	3rd NFC West	--	George Seifert
2001	1-15	5th NFC West	--	George Seifert
2002	7-9	4th NFC South	--	John Fox
2003	11-5	1st NFC South	3-1 (Super Bowl XXXVIII)	John Fox
2004	7-9	3rd NFC South	--	John Fox
2005	11-5	2nd NFC South	2-1 (NFC Championship)	John Fox
2006	8-8	2nd NFC South	--	John Fox
2007	7-9	2nd NFC South	--	John Fox
2008	12-4	1st NFC South	0-1 (NFC Divisional)	John Fox
2009	8-8	3rd NFC South	--	John Fox
2010	2-14	4th NFC South	--	John Fox
2011	6-10	3rd NFC South	--	Ron Rivera
2012	7-9	2nd NFC South	--	Ron Rivera
2013	12-4	1st NFC South	0-1 (NFC Divisional)	Ron Rivera
2014	7-8-1	1st NFC South	1-1 (NFC Divisional)	Ron Rivera
2015	15-1	1st NFC South	2-1 (Super Bowl 50)	Ron Rivera
2016	6-10	4th NFC South	--	Ron Rivera
2017	11-5	2nd NFC South	0-1 (NFC Wild Card)	Ron Rivera
2018	7-9	3rd NFC South	--	Ron Rivera
2019	5-11	4th NFC South	-- Ron Rivera (14 games); Perry Fewell (2)	
Totals	195-204-1	6 Division Titles	9-8 (2 SB appearances)	

Coach	Years	Record	Postseason Appearances (Record)
Dom Capers	1995-98	30-34 (.469)	1 (1-1)
George Seifert	1999-01	16-32 (.333)	0
John Fox	2002-10	73-71 (.507)	3 (5-3)
Ron Rivera	2011-19	76-67-1 (.531)	4 (3-4)
<i>Matt Rhule</i>	<i>2020-</i>	--	--

1995 REGULAR SEASON STATISTICS

WON 7, LOST 9

HEAD COACH DOM CAPERS				4th NFC WEST
09/03	L	20-230T	at Atlanta	58,808
09/10	L	9-31	at Buffalo	79,190
09/17	L	10-31	ST. LOUIS	54,060
10/01	L	13-20	TAMPA BAY	50,076
10/08	L	27-31	at Chicago	59,668
10/15	W	26-15	NEW YORK JETS	52,613
10/22	W	20-3	NEW ORLEANS	55,484
10/29	W	20-17OT	at New England	60,064
11/05	W	13-7	at San Francisco	61,722
11/12	L	17-28	at St. Louis	65,598
11/19	W	27-7	ARIZONA	49,582
11/26	L	26-34	at New Orleans	39,580
12/03	W	13-10	INDIANAPOLIS	49,841
12/10	L	10-31	SAN FRANCISCO	76,136
12/17	W	21-17	ATLANTA	53,833
12/24	L	17-20	at Washington	42,903

STATISTIC

CAR.

OPP.

Total First Downs	250	288
Rush/Pass/Pen	74/157/19	99/175/14
3rd Down: Made/Att	93/244	98/240
3rd Down Pct.	38.1	40.8
4th Down: Made/Att	4/9	7/12
4th Down Pct.	44.4	58.3
POSSESSION AVG.	29.27	30.33
TOTAL NET YARDS	4,619	5,027
Avg. Per Game	288.7	314.2
Total Plays	1,029	1,072
Avg. Per Play	4.5	4.7
NET YARDS RUSHING	1,573	1,576
Avg. Per Game	98.3	98.5
Total Rushes	454	450
NET YARDS PASSING	3,046	3,451
Avg. Per Game	190.4	215.7
Sacked/Yards Lost	38/258	36/265
Gross Yards	3,304	3,716
Attempts/Complete	537/263	586/310
Completion Pct.	49.0	52.9
Had Intercepted	25	21
PUNTS/AVERAGE	96/41.0	94/40.4
Net Punting Avg.	36/35.2	94/34.0
PENALTIES/YARDS	94/683	112/808
FUMBLES/BALL LOST	28/16	28/16
TOUCHDOWNS	30	38
Rushing	10	17
Passing	16	15
Return	4	6

SCORING

	TD	Ru	Pa	Rt	PAT	FG	2	S	PT
Kasay	0	0	0	0	27/28	26/33	0	0	105
Green	6	0	6	0	0/0	0/0	0	0	36
Moore	4	4	0	0	0/0	0/0	0	0	24
Carrier	3	0	3	0	0/0	0/0	0	0	18
Collins	3	3	0	0	0/0	0/0	0	0	18
Metzelaars	3	0	3	0	0/0	0/0	0	0	18
Griffith	2	1	1	0	0/0	0/0	0	0	12
Guliford	2	0	1	0	0/0	0/0	0	0	12
Christian	1	0	1	0	0/0	0/0	0	0	8
Beebe	1	0	1	0	0/0	0/0	0	0	6
Johnson	1	1	0	0	0/0	0/0	0	0	6
Kragen	1	0	0	1	0/0	0/0	0	0	6
McKyer	1	0	1	0	0/0	0/0	0	0	6
Mills	1	0	1	0	0/0	0/0	0	0	6
Workman	1	1	0	0	0/0	0/0	0	0	6
Rasby	0	0	0	0	0/0	0/0	1	0	2
TEAM	30	10	16	4	27/28	26/33	2	0	289
OPPONENTS	38	17	15	6	38/38	19/26	0	1	325

RUSHING

	No	Yds	Avg	Long	TD
Moore	195	740	3.8	53t	4
Griffith	65	197	3.0	15	1
Christian	41	158	3.9	17	0
Johnson	24	110	4.6	23t	1
Workman	35	139	4.0	14	1
Thomas	22	90	4.1	13	0
Collins	42	74	1.8	10	0
Baldwin	23	61	2.7	9	3
Reich	1	3	3.0	3	0
Stone	1	3	3.0	3	0
Guliford	2	2	1.0	1	0
Carrier	3	-4	-1.3	4	0
TEAM	454	1573	3.5	53t	10
OPPONENTS	450	1576	3.5	35t	17

RECEIVING

	No	Yds	Avg	Long	TD
Carrier	66	1002	15.2	66t	3
Green	47	882	18.8	89t	6
Guliford	29	444	15.3	49	1
Christian	29	225	8.8	23	1
Johnson	16	121	7.6	37	0
Metzelaars	20	171	8.6	27	3
Beebe	14	152	10.9	24	1
Workman	13	74	5.7	14	0
Griffith	11	63	5.7	15	1
Rasby	5	47	9.4	15	0
Moore	4	12	3.0	5	0
Campbell	3	32	10.7	12	0
Thomas	3	24	8.0	14	0
Tillman	2	22	11.0	12	0
Dennis	1	3	3.0	3	0
TEAM	263	3304	12.6	89t	16
OPPONENTS	310	3716	12.0	77t	15

INTERCEPTIONS

	No	Yds	Avg	Long	TD
Maxie	6	59	9.8	49	0
Mills	5	58	11.6	36t	1
McKyer	3	99	33.0	96t	1
Torrelli	3	33	11.0	21	0
Poole	2	8	4.0	4	0
McDowell	1	33	33.0	33	0
Kragen	1	29	29.0	29	0
TEAM	21	319	15.2	96t	2
OPPONENTS	25	221	8.8	35	3

PUNTING

	No	Yds	Avg	Net	TB	I20	Lg	B
Barnhardt	95	3906	41.1	35.2	11	27	54	0
Kasay	1	32	32.0	32.0	0	1	32	0
TEAM	96	3938	41.0	35.2	11	28	54	0
OPPONENTS	94	3796	40.4	34.0	5	23	58	1

PUNT RET.

	Ret	FC	Yds	Avg	Long	TD
Guliford	43	22	475	11.0	62t	1
Carrier	6	1	25	4.2	9	0
TEAM	49	23	500	10.2	62t	1
OPPONENTS	39	23	342	8.8	45	0

KICKOFF RET.

	No	Yds	Avg	Long	TD
By'not'e	18	335	18.6	35	0
Baldwin	14	316	22.6	36	0
Stone	12	269	22.4	40	0
Beebe	9	215	23.9	38	0
Butcher	1	5	5.0	5	0
Philyaw	1	23	23.0	23	0
TEAM	55	1163	21.1	40	0
OPPONENTS	62	1159	18.7	83	0

PASSING

	Att	Cmp	Yds	Cmp%	Yd/Att	TD	TD%	Int	Int%	Lg	TK/LS	Rate
Collins	433	214	2717	49.4	6.27	14	3.2	19	4.4	89t	24/150	61.9
Reich	84	37	441	44.0	5.25	2	2.4	4	4.8	46	12/100	58.7
TEAM	537	263	3304	49.0	6.15	16	3.0	25	4.7	89t	38/258	59.1
OPPONENTS	586	310	3716	52.9	6.34	15	2.6	21	3.6	77t	36/265	66.2

SCORE BY PERIODS

	1	2	3	4	OT	TOT
TEAM	35	98	78	75	3	289
OPPONENTS	62	106	72	82	3	325

DEFENSE

	TOT	S	A	FF	FR	QP	PD
Mills	130	98	32	6	4	9	6
Bailey	114	85	29	0	0	8	2
Maxie	105	81	24	1	1	3	22
Torrelli	73	61	12	1	1	0	8
Poole	68	60	8	3	0	6	16
McKyer	66	59	7	0	2	0	22
Lathon	64	43	21	1	1	19	1
Conner	61	41	20	1	0	12	2
Fox	57	38	19	0	0	28	10
Kragen	55	41	14	1	2	11	1
R. Smith	43	34	9	0	0	2	19
McDowell	41	33	8	0	1	0	9
Williams	30	18	12	0	0	5	2
Price	25	15	10	1	1	2	0
M. Thomas	19	9	10	0	0	11	1
King	10	7	3	0	0	22	4
Faryniarz	8	7	1	0	0	2	0
Lofton	7	7	0	0	0	0	1
Butcher	4	4	0	0	0	0	0
Reed	4	4	0	0	0	0	3
Cota	4	4	0	0	1	0	2
Zgonina	2	2	0	0	0	0	0
Royal	2	2	0	0	0	1	0
Hill	2	1	1	0	0	0	0

SACKS

	TOTAL	M. Thomas	
Player	8.0	King	2.0
Lathon	7.0	Kragen	1.0
Conner	4.5	Price	1.0
Mills	4.5	Team	1.0
Fox	3.0	TEAM	36.0
Bailey	2.0	OPPONENTS	38.0
Poole			

F.GOALS

	1-19	20-29	30-39	40-49	50+
Kasay	0/0	6/6	10/14	9/12	1/1
TEAM	0/0	6/6	10/14	9/12	1/1
OPPONENTS	1/1	7/7	7/11	2/4	2/3

Kasay (39g, 41G) (32N, 34G, 52G, 32G) (45G) (I) (21G, 49G) (23G, 43N, 39G, 40G, 30G) (45G, 37G) (38N, 27G, 39N, 29G) (39G, 47G) (43N, 23G) (37B, 42G, 30G) (22G) (34G, 48B, 38G) (43G) (I) (42G)

Opponents (27G, 51G, 58N, 35G) (39G) (39N, 48B, 34G, 32N) (25G, 27G, 49N) (23G) (50G, 39G) (29G) (19G) (32N) (I) (45G, 39G, 36N) (47G) (20G) (34G) (29G, 32G)

PANTHERS USUAL STARTERS

WR 84 Guliford (9)	LE 93 Fox (16)
LT 78 Brockmeyer (16)	NT 71 Kragen (15)
LG 65 Garcia (14)	RE 98 Williams (15)
C 64 Whitley (16)	LOLB 57 Lathon (15)
RG 52 Elliott (14)	LILB 51 Mills (16)
RT 62 Dennis (9)	RILB 54 Bailey (14)
TE 88 Metzelaars (14)	ROLB 56 Conner (16)
WR 83 Carrier (14)	LCB 38 Poole (13)
QB 12 Collins (13)	RCB 22 McKyer (16)
FB 44 Christian (12)	SS 39 Maxie (16)
HB 20 Moore (10)	FS 40 Torrelli (13)

1996 REGULAR SEASON STATISTICS

WON 12, LOST 4 1st NFC WEST

HEAD COACH DOM CAPERS

09/01	W	29-6	ATLANTA	69,522
09/08	W	22-20	at New Orleans	43,288
09/22	W	23-7	SAN FRANCISCO	72,224
09/29	L	14-24	at Jacksonville	71,537
10/06	L	12-14	at Minnesota	60,864
10/13	W	45-13	ST. LOUIS	70,535
10/20	W	19-7	NEW ORLEANS	70,888
10/27	L	9-20	at Philadelphia	65,982
11/03	L	17-20	at Atlanta	42,726
11/10	W	27-17	NEW YORK GIANTS	70,298
11/17	W	20-10	at St. Louis	60,652
11/24	W	31-6	at Houston	20,107
12/01	W	24-0	TAMPA BAY	57,623
12/08	W	20-4	at San Francisco	66,291
12/15	W	27-16	BALTIMORE	70,075
12/22	W	18-14	PITTSBURGH	72,017
NFC DIVISIONAL PLAYOFF				
01/05	W	26-17	DALLAS	72,808
NFC CHAMPIONSHIP				
01/12	L	13-30	at Green Bay	60,216

STATISTIC CAR. OPP.

TOTAL FIRST DOWNS	292	251
Rush/Pass/Pen	93/160/39	69/167/15
3rd Down: Made/Att	84/226	71/219
3rd Down Pct.	37.2	32.4
4th Down: Made/Att	6/13	7/22
4th Down Pct.	46.2	31.8
POSSESSION AVG.	30.48	29.12
TOTAL NET YARDS	4812	4776
Avg. Per Game	300.8	298.5
Total Plays	1025	990
Avg. Per Play	4.7	4.8
NET YARDS RUSHING	1729	1562
Avg. Per Game	108.1	97.6
Total Rushes	502	374
NET YARDS PASSING	3083	3214
Avg. Per Game	192.7	200.9
Sacked/Yards Lost	36/250	60/371
Gross Yards	3333	3585
Attempts/Complete	487/273	556/307
Completion Pct.	56.1	55.2
Had Intercepted	11	22
PUNTS/AVERAGE	78/40.5	95/43.8
Net Punting Avg.	78/35.7	95/35.3
PENALTIES/YARDS	94/638	133/1155
FUMBLES/BALL LOST	25/14	25/16
TOUCHDOWNS	36	24
Rushing	9	6
Passing	22	17
Return	5	1

SCORING

TD	Ru	P	AT	PAT	FG	2	S	PT
Kasay	0	0	0	0	34/35	37/45	0	145
Walls	10	0	10	0/0	0/0	0	0	60
Carrier	6	6	0	0/0	0/0	0	0	36
Johnson	6	6	0	0/0	0/0	0	0	36
Green	3	0	3	0/0	0/0	0	0	18
Griffith	2	1	1	0/0	0/0	0	0	12
Bates	1	0	1	0/0	0/0	0	0	6
K. Greene	1	0	1	0/0	0/0	0	0	6
S. Greene	1	0	1	0/0	0/0	0	0	6
Ismail	1	1	0	0/0	0/0	0	0	6
King	1	0	1	0/0	0/0	0	0	6
Mills	1	0	1	0/0	0/0	0	0	6
Muhammad	1	0	1	0/0	0/0	0	0	6
Oliver	1	0	1	0/0	0/0	0	0	6
Philyaw	1	1	0	0/0	0/0	0	0	6
Collins	0	0	0	0/0	0/0	0	1	2
TEAM	36	9	22	5	34/35	37/45	2	0 367
OPPONENTS	24	6	17	1	23/24	17/20	0	0 218

RUSHING

Johnson	300	1120	3.7	29	6
Biakabutuka	71	229	3.2	17	0
Oliver	47	183	3.9	16	0
Ismail	8	80	10.0	35t	1
Collins	32	38	1.2	14	0
Philyaw	12	38	3.2	8	1
Beuerlein	12	17	1.4	13	0
Hoard	5	11	2.2	5	0
Griffith	12	7	0.6	3	1
Stone	1	6	6.0	6	0
Green	1	1	1.0	1	0
Muhammad	1	-1	-1.0	-1	0
TEAM	502	1729	3.4	35t	9
OPPONENTS	374	1562	4.2	80t	6

RECEIVING

Walls	61	713	11.7	40t	10
Carrier	58	808	13.9	39	6
Green	46	614	13.3	50	3
Griffith	27	223	8.3	21	1
Johnson	26	192	7.4	55	0
Muhammad	25	407	16.3	54t	1
Oliver	15	144	9.6	29	0
Ismail	12	214	17.8	51	0
S. Greene	2	7	3.5	6	1
Stone	1	11	11.0	11	0
TEAM	273	3333	12.2	55	22
OPPONENTS	307	3585	11.7	55	17

INTERCEPTIONS

Cota	5	63	12.6	35	0
Davis	5	57	11.4	36	0
Cook	3	28	9.3	22	0
Terrell	3	6	2.0	6	0
Lofton	1	42	42.0	42	0
Maxie	1	35	35.0	35	0
Poole	1	35	35.0	35	0
Mills	1	10	10.0	10	0
King	1	1	1.0	1	0
Pieri	1	0	0.0	0	0
TEAM	22	277	12.6	42	0
OPPONENTS	11	41	3.7	22t	1

PUNTING

Stark	77	3128	40.6	36.0	9	21	60	0
Kasay	1	30	30.0	10.0	1	0	30	0
TEAM	78	3158	40.5	35.7	10	21	60	0
OPPONENTS	95	4159	43.8	35.3	9	18	68	1

PUNT RET.

Oliver	52	17	598	11.5	84t	1
Poole	3	0	26	8.7	12	0
TEAM	55	17	624	11.3	84t	1
OPPONENTS	32	25	173	5.4	25	0

KICKOFF RET.

Bates	33	998	30.2	93t	1
Oliver	7	160	22.9	33	0
Ismail	5	100	20.0	30	0
S. Greene	2	10	5.0	6	0
Baker	1	11	11.0	11	0
Bickett	1	12	12.0	12	0
Hoard	1	19	19.0	19	0
TEAM	50	1310	26.2	93t	1
OPPONENTS	71	1429	20.1	33	0

PASSING

Collins	364	204	2454	56.0
Beuerlein	123	69	879	56.1
TEAM	487	273	3333	56.1
OPPONENTS	556	307	3585	55.2

SCORE BY PERIODS

	1	2	3	4	OT	TOT
TEAM	74	102	107	84	0	367
OPPONENTS	62	100	23	33	0	218

DEFENSE

Mills	138	108	30	0	2	10	5
Lathon	103	69	34	2	2	30	1
Bailey	90	58	32	0	0	7	3
Terrell	90	60	30	0	0	1	6
Poole	80	65	15	0	1	2	22
Kragen	77	52	25	3	2	5	3
Greene, K.	74	47	27	5	3	32	3
Maxie	71	48	23	0	0	4	7
Davis	68	57	11	2	0	0	22
Cota	63	52	11	0	0	2	5
Williams	49	28	21	1	0	8	2
Miller	42	28	15	1	0	18	2
Fox	43	28	14	0	0	9	1
Cook	34	25	9	2	1	3	11
King	28	23	5	1	1	11	3
Bickett	17	11	6	1	0	2	1
Lofton	13	9	4	0	0	0	3
Royal	12	11	1	0	0	1	1
Pieri	11	11	0	0	0	1	1
R. Smith	11	10	1	0	0	14	1
Thomas	9	6	3	0	0	6	0
McDaniel	2	1	1	0	0	0	1
Jeter	1	1	0	0	0	0	0
Colston	1	1	0	0	0	0	0
Baker	1	1	0	0	0	0	0

SACKS

Player	TOTAL	Bailey	2.5
K. Greene	14.5	Bickett	2.0
Lathon	13.5	Fox	2.0
Mills	5.5	Cota	1.0
Cook	4.0	R. Smith	1.0
Thomas	4.0	Williams	1.0
King	3.0	TEAM	60.0
Kragen	3.0	OPPONENTS	36.0
Miller	3.0		

F.GOALS

	1-19	20-29	30-39	40-49	50+
Kasay	2/2	14/14	11/12	7/10	3/7
TEAM	2/2	14/14	11/12	7/10	3/7
OPPONENTS	0/0	5/5	3/5	8/9	1/1
Kasay (32G,36G,53G,38G,42G) (51G,22G,29G,51G,23G) (28G,35G,19G) (45N) (22G) (50N, 51N, 22G) (23G, 52N, 40G,26G, 39G) (51N,47G,39G,29G) (40G) (49N,42G,28G) (38G, 34G) (49G) (23G) (45N,18G,26G,33G, 31N) (29G,44G) (35G,30G,29G)					
Opponents (46G,33N,33G) (48G,43G) (0 (53G) (32N) (0 (0 (46G,21G) (25G,45G) (22G) (41G,45N) (24G,45G) (0 (31G) (37G,46G,25G) (0					

PANTHERS USUAL STARTERS

WR 86	Green (12)	LE 93	Fox (11)
LT 78	Brockmeyer (8)	NT 71	Kragen (16)
LG 52	Elliott (8)	RE 98	Williams (14)
C 64	Whitley (8)	LOLB 91	Greene (16)
RG 75	Skrepnak (16)	LILB 51	Mills (16)
RT 76	Garrido (8)	RILB 54	Bailey (14)
TE 85	Walls (16)	ROLB 57	Lathon (16)
WR 83	Carrier (15)	LCB 25	Davis (16)
QB 12	Collins (12)	RCB 38	Poole (15)
FB 30	Griffith (14)	SS 39	Maxie (13)
HB 23	Jonsson (11)	FS 40	Terrell (16)

1997 REGULAR SEASON STATISTICS

WON 7, LOST 9

2nd NFC WEST			
HEAD COACH DOM CAPERS			
08/31	L	10-24 WASHINGTON	72,633
09/07	W	9-6 at Atlanta	51,829
09/14	W	26-7 at San Diego	63,149
09/21	L	14-35 KANSAS CITY	67,402
09/29	L	21-34 SAN FRANCISCO	70,972
10/12	L	14-21 at Minnesota	62,625
10/19	W	13-0 at New Orleans	50,963
10/26	W	21-12 ATLANTA	54,675
11/02	W	38-14 OAKLAND	71,064
11/09	L	0-34 at Denver	71,408
11/16	L	19-27 at San Francisco	61,500
11/23	W	16-10 at St. Louis	64,609
11/30	L	13-16 NEW ORLEANS	57,957
12/08	W	23-13 at Dallas	63,251
12/14	L	10-31 GREEN BAY	70,887
12/20	L	18-30 ST. LOUIS	58,101

STATISTIC

	CAR.	OPP.
TOTAL FIRST DOWNS.....	284	290
Rush/Pass/Pen.....	91/170/23	112/163/15
3rd Down: Made/Att.....	99/225	82/222
3rd Down Pct.....	44.0	36.9
4th Down: Made/Att.....	3/9	6/18
4th Down Pct.....	33.3	33.3
POSSESSION AVG.....	29.43	30.17
TOTAL NET YARDS.....	4615	4980
Avg. Per Game.....	101.9	102.3
Total Plays.....	1025	990
Avg. Per Play.....	4.5	4.9
NET YARDS RUSHING.....	1770	1973
Avg. Per Game.....	110.6	123.3
Total Rushes.....	441	497
NET YARDS PASSING.....	2845	3007
Avg. Per Game.....	177.8	187.9
Sacked/Yards Lost.....	44/311	36/246
Gross Yards.....	3156	3253
Attempts/Complete.....	534/289	490/260
Completion Pct.....	54.1	53.1
Had Intercepted.....	24	11
PUNTS/AVERAGE.....	85/42.4	88/42.7
Net Punting Avg.....	85/36.4	88/37.1
PENALTIES/YARDS.....	94/763	97/757
FUMBLES/BALL LOST.....	30/15	26/11
TOUCHDOWNS.....	28	36
Rushing.....	11	12
Passing.....	17	17
Return.....	0	7

SCORING

TD	Ru	Pa	Rt	PAT	FG	2	S	PT
Kasay	0	0	0	25/25	22/26	0	0	91
Lane	7	7	0	0/0	0/0	0	0	42
Walls	6	0	0	0/0	0/0	0	0	36
Carruth	4	0	4	0/0	0/0	0	0	24
Biakabutuka	2	2	0	0/0	0/0	0	0	12
Carrier	2	0	2	0/0	0/0	0	0	12
S. Greene	2	1	1	0/0	0/0	0	0	12
Ismail	2	0	2	0/0	0/0	0	0	12
Johnson	1	0	1	0/0	0/0	1	0	8
Collins	1	1	0	0/0	0/0	0	0	6
E. Mills	1	0	1	0/0	0/0	0	0	6
Muhammad	0	0	0	0/0	0/0	1	0	2
Stone	0	0	0	0/0	0/0	1	0	2
TEAM	28	11	17	0	25/25	22/26	2	1 265
OPPONENTS	36	12	17	7	35/35	21/25	0	0 314

RUSHING

Lane	182	80.9	4.4	50	7
Johnson	97	35.8	3.7	20	0
Biakabutuka	75	29.9	4.0	26t	2
S. Greene	45	15.7	3.5	10t	1
Collins	26	6.5	2.1	21	1
Beuerlein	4	3.2	8.0	20	0
Ismail	4	3.2	8.0	18	0
Carruth	6	2.3	3.8	6	0
Oliver	1	0	0.0	0	0
Walter	1	-5	-5.0	-5	0
TEAM	441	1770	4.0	50	11
OPPONENTS	497	1973	4.0	26	12

RECEIVING

Walls	58	74.6	12.9	52	6
Carruth	44	54.5	12.4	52	4
S. Greene	40	27.7	6.9	25	1
Ismail	36	41.9	11.6	59	2
Carrier	33	43.6	13.2	36	2
Muhammad	27	31.7	11.7	38	0
Johnson	21	15.8	7.5	25	1
E. Mills	11	12.7	11.5	37	1
Lane	8	27	3.4	7	0
Oliver	6	4.7	7.8	11	0
Mangum	4	5.6	14.0	22	0
Rasby	1	1	1.0	1	0
TEAM	289	3156	10.9	59	17
OPPONENTS	260	3253	12.5	59	17

INTERCEPTIONS

Davis	5	25	5.0	17	0
Cota	2	28	14.0	15	0
Poole	2	0	0.0	0	0
S. Mills	1	18	18.0	18	0
Lathon	1	1	1.0	1	0
TEAM	11	72	6.5	18	0
OPPONENTS	24	265	11.0	62t	2

PUNTING

Walter	85	3604	42.4	36.4	4	29	62	0
TEAM	85	3604	42.4	36.4	4	29	62	0
OPPONENTS	88	3756	42.7	37.1	9	25	60	1

PUNT RET.

Poole	26	18	191	7.3	40	0
Oliver	14	5	111	7.9	26	0
Bates	1	0	8	8.0	8	0
TEAM	41	23	310	7.6	40	0
OPPONENTS	38	25	428	11.3	82	2

KICKOFF RET.

Bates	47	1281	27.3	56	0
E. Mills	4	65	16.3	33	0
S. Greene	3	18	6.0	8	0
Rasby	3	32	10.7	12	0
Stone	3	76	25.3	37	0
S. Mills	2	12	6.0	12	0
Garcia	1	11	11.0	11	0
Poole	1	5	5.0	5	0
TEAM	64	1500	23.4	56	0
OPPONENTS	55	1276	23.2	101	1

PASSING

Collins	381	200	2124	52.5	5.57	11	2.9	21	5.5	59	27/200	55.7
Beuerlein	153	89	1032	58.2	6.75	6	3.9	3	2.0	52	17/111	83.6
TEAM	534	289	3156	54.1	5.91	17	3.2	24	4.5	59	44/311	63.7
OPPONENTS	490	260	3253	53.1	6.64	17	3.5	11	2.2	59	36/246	76.2

SCORE BY PERIODS

	1	2	3	4	OT	TOT
TEAM	54	70	37	104	0	265
OPPONENTS	62	102	61	89	0	314

DEFENSE

Cota	153	107	46	0	1	2	8
Mills, S.	117	74	43	1	0	5	0
Royal	107	66	41	3	2	4	6
Barrow	105	71	34	4	2	17	0
Minter	83	62	21	2	2	4	10
Lathon	76	49	27	2	0	18	3
Kragen	75	47	28	0	0	4	3
Miller	72	54	18	1	1	11	1
Poole	60	53	7	1	1	1	18
Terrell	58	38	20	0	0	0	4
Davis	50	40	10	0	1	0	23
Fox	32	20	12	0	0	6	0
Turnbull	29	16	13	0	0	11	0
Seals	28	19	9	1	0	7	3
Smith, R.	18	17	1	0	0	1	0
Cook	14	11	3	0	0	3	6
King	14	11	3	0	0	9	1
Bailey	13	9	4	0	0	0	0
Williams	7	1	6	0	0	0	0
Raybon	6	1	5	0	0	3	2
Morabito	5	4	1	0	1	1	0
Gaskins	5	2	3	0	0	0	0
Tatum	1	1	0	0	0	1	0
Saleh	1	1	0	0	0	0	0
Pieri	0	0	0	0	0	1	0

SACKS

TOTAL	Poole	1.0
Player		
Barrow	8.5	Turnbull 1.0
Miller	5.5	Seals 1.0
Royal	5.0	Cook 1.0
Minter	3.5	Saleh 1.0
Lathon	2.0	Raybon 0.5
Kragen	2.0	TEAM 36
King	2.0	OPPONENTS 44
Cota	1.0	

F.GOALS

Kasay	1/1	6/7	8/8	4/4	3/6
TEAM	1/1	6/7	8/8	4/4	3/6
OPPONENTS	0/0	6/6	4/4	8/12	3/3

Kasay: (52G)(55N,31G,31G,39G)(25G,36G,34G,28G)(54N,53N)(0)(25G,23G)(0)(54G)(0)(46G,27G)(36G,53G,27G)(44G,26B,31G)(34G,40G,18G)(43G)(0)
Opponents: (38G)(25G,28G)(0)(25G,48G)(0)(34G,44G)(45N)(42N,25G,50G)(28G,43G,47B)(40N,26G)(50G,51G,45G)(43G,32G)(31G)(49G,42G,47G)

PANTHERS USUAL STARTERS

WR 83 Carrier (6)	LE 93 Fox (9)
LT 78 Brockmeyer (13)	NT 71 Kragen (16)
LG 66 Campbell (11)	RE 99 Seals (7)
C 65 Garcia (16)	LOLB 56 Barrow (16)
RG 75 Skrepnek (16)	LILB 51 Mills (16)
RT 76 Davids-Garrido (15)	RILB 58 Royal (13)
TE 85 Walls (15)	ROLB 57 Lathon (15)
WR 84 Carruth (14)	LCB 25 Davis (14)
QB 12 Collins (13)	RCB 38 Poole (16)
FB 43 Greene (14)	SS 37 Cota (16)
HB 32 Lane (7)	FS 30 Minter (11)

1998 REGULAR SEASON STATISTICS

WON 4, LOST 12

HEAD COACH DOM CAPERS				4th NFC WEST	
09/06	L	14-19	ATLANTA	65,129	
09/13	L	14-19	at New Orleans	51,915	
09/27	L	30-37	GREEN BAY	69,723	
10/04	L	23-51	at Atlanta	50,724	
10/11	L	20-27	at Dallas	64,181	
10/18	L	13-16	at Tampa Bay	63,600	
10/25	L	14-30	BUFFALO	64,050	
11/01	W	31-17	NEW ORLEANS	62,514	
11/08	L	23-25	at San Francisco	68,572	
11/15	L	9-13	MIAMI	67,887	
11/22	W	24-20	at St. Louis	50,716	
11/29	L	21-48	at New York Jets	71,501	
12/06	L	28-31OT	SAN FRANCISCO	63,332	
12/13	L	25-28	WASHINGTON	46,940	
12/20	W	20-13	ST. LOUIS	50,047	
12/27	W	27-19	at Indianapolis	58,182	

STATISTIC

CAR.

OPP.

TOTAL FIRST DOWNS.....	261	315
Rush/Pass/Pen.....	68/171/22.....	95/197/23
3rd Down: Made/Att.....	80/216.....	88/211
3rd Down Pct.....	37.0.....	41.7
4th Down: Made/Att.....	10/21.....	5/9
4th Down Pct.....	47.6.....	55.6
POSSESSION AVG.....	28.10.....	31.50
TOTAL NET YARDS.....	4780.....	5842
Avg. Per Game.....	288.4.....	311.3
Total Plays.....	966.....	1029
Avg. Per Play.....	4.9.....	5.7
NET YARDS RUSHING.....	1458.....	2133
Avg. Per Game.....	91.1.....	133.3
Total Rushes.....	405.....	491
NET YARDS PASSING.....	3322.....	3709
Avg. Per Game.....	207.6.....	231.8
Sacked/Yards Lost.....	54/302.....	37/228
Gross Yards.....	3624.....	3937
Attempts/Complete.....	507/292.....	501/298
Completion Pct.....	57.6.....	59.5
Had Intercepted.....	18.....	19
PUNTS/AVERAGE.....	77/40.7.....	71/44.0
Net Punting Avg.....	77/38.1.....	71/35.2
PENALTIES/YARDS.....	113/931.....	110/892
FUMBLES/BALL LOST.....	39/17.....	24/14
TOUCHDOWNS.....	40.....	46
Rushing.....	11.....	14
Passing.....	25.....	30
Returns.....	4.....	2

SCORING

	TD	Ru	Pa	Rt	PAT	FG	2	S	PT
Kasay	0	0	0	0	35/37	19/26	0	0	92
Ismail	8	0	0	0	0/0	0	0	0	48
Muhammad	6	0	6	0	0/0	0	0	1	38
Lane	5	5	0	0	0/0	0	0	0	30
Walls	5	0	5	0	0/0	0	0	0	30
Biakabutuka	4	3	1	0	0/0	0	0	0	24
Floyd	4	3	1	0	0/0	0	0	0	24
Carrier	2	0	2	0	0/0	0	0	0	12
E. Davis	2	0	2	0	0/0	0	0	0	12
Bates	1	0	1	0	0/0	0	0	0	6
Broughton	1	0	1	0	0/0	0	0	0	6
Johnson	1	0	1	0	0/0	0	0	0	6
Stone	1	0	1	0	0/0	0	0	0	6
Collins	0	0	0	0	0/0	0	1	0	2
TEAM	40	11	25	4	35/37	19/26	2	0	336
OPPONENTS	46	14	30	2	41/43	30/31	1	2	413

RUSHING

	No	Yds	Avg	Long	TD
Lane	205	717	3.5	31	5
Biakabutuka	101	427	4.2	41	3
Johnson	36	135	3.8	21	0
Floyd	28	71	2.5	7	3
Ismail	3	42	14.0	36	0
Collins	7	40	5.7	16	0
Beuerlein	22	26	1.2	13	0
Walter	3	0	0.0	0	0
TEAM	405	1458	3.6	41	11
OPPONENTS	491	2133	4.3	71t	14

RECEIVING

	No	Yds	Avg	Long	TD
Ismail	69	1024	14.8	62	8
Muhammad	68	941	13.8	72t	6
Walls	49	506	10.3	30	5
Johnson	27	242	9.0	38t	1
Floyd	24	123	5.1	20	1
Carrier	19	301	15.8	42	2
Lane	12	85	7.1	16	0
Biakabutuka	8	138	17.3	42	1
Broughton	6	142	23.7	68t	1
Carroth	4	59	14.8	47	0
Hayes	3	62	20.7	35	0
Stone	1	7	7.0	7	0
Mangum	1	5	5.0	5	0
Collins	1	-11	-11.0	-11	0
TEAM	292	3624	12.4	72t	25
OPPONENTS	298	3937	13.2	82t	30

INTERCEPTIONS

	No	Yds	Avg	Long	TD
E. Davis	5	81	16.2	56t	2
Brady	4	85	21.3	43	0
Evans	2	18	9.0	18	0
Greene	2	18	9.0	18	0
Smith	1	43	43.0	43	0
Veland	1	24	24.0	24	0
Barrow	1	10	10.0	10	0
Minter	1	7	7.0	7	0
McGill	1	6	6.0	6	0
Lloyd	1	3	3.0	3	0
TEAM	19	295	15.5	56t	2
OPPONENTS	18	179	9.9	41	0

PUNTING

	No	Yds	Avg	Net	TB	I20	Lg	B
Walter	77	3131	40.7	38.1	5	20	59	0
TEAM	77	3131	40.7	38.1	5	20	59	0
OPPONENTS	71	3125	44.0	35.2	8	14	60	1

PUNT RET.

	Ret	FC	Yds	Avg	Long	TD
Oliver	44	11	464	10.5	35	0
TEAM	44	11	464	10.5	35	0
OPPONENTS	20	36	94	4.7	24	0

KICKOFF RET.

	No	Yds	Avg	Long	TD
Bates	59	1480	25.1	99t	1
Stone	9	252	28.0	45	0
Johnson	2	12	6.0	9	0
Oliver	2	43	21.5	25	0
Brady	1	8	8.0	8	0
Floyd	1	22	22.0	22	0
Jensen	1	9	9.0	9	0
Saleh	1	8	8.0	8	0
TEAM	76	1834	24.1	99t	1
OPPONENTS	65	1439	22.1	93t	1

PASSING

	Att	Cmp	Yds	Cmp%	Yd/Att	TD	TD%	Int	Int%	Lg	TK/LS	Rate
Beuerlein	343	216	2613	63.0	7.62	17	5.0	12	3.5	68t	44/251	88.2
Collins	162	76	1011	46.9	6.24	8	4.9	5	3.1	72t	10/51	70.8
Floyd	1	0	0	0.0	0.00	0	0.0	1	100.0	0	0/0	0.0
Walter	1	0	0	0.0	0.00	0	0.0	0	0.0	0	0/0	39.6
TEAM	507	292	3624	57.6	7.15	25	4.9	18	3.6	72t	54/302	81.5
OPPONENTS	501	298	3937	59.5	7.86	30	6.0	19	3.8	82t	37/228	88.6

SCORE BY PERIODS

	1	2	3	4	OT	TOT
TEAM	60	108	61	107	0	336
OPPONENTS	84	117	128	81	3	413

DEFENSE

	TOT	S	A	FF	FR	QP	PD
Barrow	158	112	46	1	2	6	1
Brady	142	95	47	2	0	5	6
Alexander	114	77	37	1	0	2	11
Gilbert	89	49	40	2	0	25	3
Lloyd	81	48	33	2	1	7	0
Greene	66	47	19	1	1	36	1
Davis	65	61	4	1	1	0	17
Richardson	56	37	19	1	1	0	2
Peter	45	27	18	1	1	8	0
Evans	42	33	9	0	0	0	9
Miller	34	18	16	0	3	9	0
Fox	32	22	10	1	0	13	0
Minter	29	26	3	0	0	0	8
Tatum	26	18	8	1	0	3	2
Morabito	25	14	11	0	0	7	2
Lofton	25	20	5	0	0	0	11
Terry	22	14	8	0	0	3	0
Smith	19	16	3	0	1	0	4
Veland	16	11	5	1	0	0	3
McGill	16	13	3	1	0	0	7
Saleh	11	5	6	1	0	1	0
Wheeler	9	8	1	0	0	0	2
Lathon	7	4	3	0	0	1	0
Jones	4	2	2	0	0	3	0

SACKS

	TOTAL	Fox	Jones	Lloyd	McGill	Peter	TEAM
Player	15.0	1.0	1.0	1.0	1.0	1.0	37.0
Greene	6.0						
Barrow	4.0						
Brady	2.0						
Terry	1.0						
Davis	1.0						
OPPONENTS	54.0						

F.GOALS

	1-19	20-29	30-39	40-49	50+
FIELD GOALS	1-19	20-29	30-39	40-49	50+
Kasay	0/0	5/5	4/5	6/9	4/7
TEAM	0/0	5/5	4/5	6/9	4/7
OPPONENTS	0/0	10/10	7/7	12/12	1/2

Kasay: (045N)(42G,43G,56G)(54N,28G)(53G,20G, 47N)(54G)(32B, 50G, 42G, 41G, 51N, 57N)(32G, 27G, 43G)(35G)(047N)(26G)(32G, 37G) (44G, 27G)
Opponents: (43G)(46G, 56G)(41G)(23G, 25G, 28G)(27G, 55N, 38G)(33G)(42G, 47G, 44G)(49G) (46G) 22G, 22G)(39G, 41G)(30G, 37G, 26G, 38G) (23G)(0) (43G, 38G) (22G, 28G, 47G, 42G)

PANTHERS USUAL STARTERS

WR 87	Muhammad (16)	LE 97	Peter (11)
LT 78	Brockmeyer (14)	NT 90	Morabito (5)
LG 66	Campbell (7)	RE 94	Gilbert (16)
C 65	Garcia (5)	LOLB 91	Greene (15)
RG 64	Lacina (10)	ILB 52	Brady (16)
RT 76	Davidds-Garrido (16)	RLB 56	Barrow (16)
TE 85	Walls (14)	ROLB 95	Lloyd (14)
WR 81	Ismail (15)	LCB 25	Davis (16)
QB 7	Beuerlein (12)	RCB 33	Evans (7)
FB 40	Floyd (13)	SS 39	Richardson (7)
HB 32	Lane (11)	FS 46	Alexander (11)

1999 REGULAR SEASON STATISTICS

WON 8, LOST 8

HEAD COACH GEORGE SEIFERT		
09/12	10-19	at New Orleans 58,166
09/19	10-22	JACKSONVILLE 64,261
09/26	W 27-3	CINCINNATI 61,269
10/03	L 36-38	at Washington 76,831
10/17	W 31-29	at San Francisco 68,151
10/24	L 9-24	DETROIT 64,322
10/31	L 20-27	at Atlanta 62,594
11/07	W 33-7	PHILADELPHIA 52,599
11/14	L 10-35	at St. Louis 65,965
11/21	W 31-17	at Cleveland 72,818
11/28	W 34-28	ATLANTA 55,507
12/05	L 21-34	ST. LOUIS 62,285
12/12	W 33-31	at Green Bay 59,869
12/18	W 41-24	SAN FRANCISCO 62,733
12/26	L 20-30	at Pittsburgh 39,428
01/02	W 45-13	NEW ORLEANS 56,929

2nd NFC WEST

RUSHING

RUSHING	No	Yds	Avg	Long	TD
Biakabutuka	138	718	5.2	67	6
Lane	115	475	4.1	41t	1
Beuerlein	27	124	4.6	16	2
Flory	35	78	2.2	16	3
Johnson	25	72	2.9	23	0
Metcalf	2	20	10.0	17	0
Jeffers	2	16	8.0	23	0
Bates	3	12	4.0	12	0
Hetherington	2	7	3.5	5	0
Carroll	1	4	4.0	4	0
Lewis	4	1	0.3	4	0
Bono	2	-2	-1.0	-1	0
TEAM	356	1525	4.3	67t	12
OPPONENTS	450	1898	4.2	44t	13

RECEIVING

Muhammad	96	1253	13.1	60t	8
Jeffers	63	1082	17.2	88t	12
Walls	63	822	13.0	37t	12
Biakabutuka	23	189	8.2	32	0
Lane	23	163	7.1	23	0
Floyd	21	179	8.5	25	0
Carruth	14	200	14.3	43	0
Johnson	13	103	7.9	22	0
Hayes	11	270	24.5	56t	2
Metcalfe	11	133	12.1	33	0
Kinchen	5	45	9.0	26t	2
Mangum	1	6	6.0	6	0
Bates	1	2	2.0	2	0
TEAM	345	4447	12.9	88t	36
OPPONENTS	327	3840	11.7	87t	26

INTERCEPTIONS

Davis	5	49	9.8	16	0
Minter	3	69	23.0	44	0
Alexander	2	18	9.0	18	0
Evans	2	1	0.5	1	0
Richardson	1	27	27.0	27	0
Gilbert	1	4	4.0	4	0
Wells	1	1	1.0	1	0
TEAM	15	169	11.3	44	0
OPPONENTS	15	267	17.8	57t	3

PUNTING

Walter	65	2562	39.4	36.7	1	18	56	0
TEAM	65	2562	39.4	36.7	1	18	56	0
OPPONENTS	74	2924	39.5	34.4	7	16	57	1

PUNT RET.

Metcalf	34	18	238	7.0	30	0
Johnson	1	0	3	3.0	3	0
TEAM	35	18	241	6.9	30	0
OPPONENTS	32	21	158	4.9	27	0

KICKOFF RET.

Bates	52	1287	24.8	100t	2
Metcalf	4	56	14.0	31	0
Kinchen	3	29	9.7	15	0
Lane	3	58	19.3	22	0
Mangum	2	20	10.0	13	0
Hetherington	1	16	16.0	16	0
Johnson	1	9	9.0	9	0
TEAM	66	1475	22.3	100t	2
OPPONENTS	76	1425	18.8	58	0

STATISTIC

TOTAL FIRST DOWNS	307	331
Rush/Pass/Pen	78/208/21	115/189/27
3rd Down: Made/Att	77/201	89/214
3rd Down Pct.	38.3	41.6
4th Down: Made/Att	10/20	11/20
4th Down Pct.	50.0	55.0
POSSESSION AVG.	29.23	30.37
TOTAL NET YARDS	5686	5503
Avg. Per Game	355.4	343.9
Total Plays	982	1042
Avg. Per Play	5.8	5.3
NET YARDS RUSHING	1525	1898
Avg. Per Game	95.3	118.6
Total Rushes	356	450
NET YARDS PASSING	4161	3605
Avg. Per Game	260.1	225.3
Sacked/Yards Lost	51/286	35/235
Gross Yards	4447	3840
Att./Completions	575/345	557/327
Completion Pct.	60.0	58.7
Had Intercepted	15	15
PUNTS/AVERAGE	65/39.4	74/39.5
Net Punting Avg.	65/39.4	74/34.4
PENALTIES/YARDS	106/857	109/877
FUMBLES/BALL LOST	24/19	22/14
TOUCHDOWNS	50	47
Rushing	12	13
Passing	36	26
Return	2	

SCORING

Kasay	0	0	0	0	33/33	22/25	0	99
Jeffers	12	0	12	0	0	0/0	0	72
Wells	12	0	12	0	0/0	0/0	0	72
Muhammad	8	0	8	0	0/0	0/0	0	48
Biakabutuka	6	6	0	0	0/0	0/0	0	36
Cunningham	0	0	0	0	13/14	3/3	0	22
Floyd	3	3	0	0	0/0	0/0	0	18
Bates	2	0	2	0	0/0	0/0	0	12
Beuerlein	2	2	0	0	0/0	0/0	0	12
Hayes	2	0	2	0	0/0	0/0	0	12
Kinchen	2	0	2	0	0/0	0/0	0	12
Lane	1	1	0	0	0/0	0/0	0	6
TEAM	50	12	36	8	46/47	25/28	0	321
OPPONENTS	47	13	26	2	42/43	19/25	0	481

PASSING

Beuerlein	571	343	4436	60.1	7.77	36	6.3	15	2.6	88t	50/280	94.6
Lewis	3	2	11	66.7	3.67	0	0.0	0	0.0	12	1/6	72.9
Bono	1	0	0	0.0	0.00	0	0.0	0	0.0	0	0/0	99.3
TEAM	575	345	4447	60.0	7.73	36	6.3	15	2.6	88t	51/286	94.6
OPPONENTS	557	327	3840	58.7	6.89	26	4.7	15	2.7	67t	35/235	84.1

SCORE BY PERIODS

	1	2	3	4	OT	TOT
TEAM	90	155	89	87	0	421
OPPONENTS	78	111	67	125	0	381

DEFENSE

Barrow	131	88	43	1	1	1
Wells	106	66	40	2	2	0
Alexander	96	75	21	1	0	0
Minter	91	67	24	0	2	2
Gilbert	81	43	38	18	3	0
Davis	77	65	12	0	1	12
Wiley	67	46	21	11	0	0
Evans	66	53	13	0	1	0
Morabito	57	43	14	7	0	0
Greene	49	34	15	11	1	3
Rucker	42	31	11	5	0	2
Peter	33	21	12	5	0	0
Tovar	32	17	15	0	0	1
Jones, D.	30	15	15	1	0	0
Edwards	29	21	8	6	0	0
Mullen	24	20	4	0	0	3
Swift	24	20	4	0	0	4
Tualo	22	13	9	3	0	1
Jones, E.	11	7	4	8	0	0
Richardson	10	9	1	1	0	0
Terry, R.	7	4	3	0	0	0
Navie	3	3	0	0	0	0
Dingle	3	1	2	0	0	0
Maumau	2	0	2	0	0	0
Scurlough	1	1	0	0	0	0
Terry, C.	0	0	0	0	0	1
Muhammad	0	0	0	0	1	0

SACKS

Player	TOTAL	Edwards	2.0
Greene	12.0	Minter	1.0
Peter	4.5	Richardson	1.0
Barrow	4.0	Tuaolo	1.0
Rucker	3.0	Wells	0.5
Gilbert	2.5	TEAM	35.0
E. Jones	2.5	OPPONENTS	51.0

F.GOALS

Cunningham	0/0	2/2	0/0	1/1	0/0
Kasay	1/1	8/8	6/6	5/6	2/4
TEAM	1/1	10/10	6/6	6/7	2/4
OPPONENTS	0/0	5/5	8/11	6/8	0/1

Kasay:(52G,53N)() (48G,21G)(43G,52N,43G,42G)(19G)
(21G,30G,23G)(31G,51G)(38G,28G,33G,22G)(24G)(44G)
(30G,24G,47N)() (20G,37G)()()

Cunningham:()()()()()()()()()() (21G,43G)() (27G)

Opponents:(46G,21G)(36G,40G,31G,49N)
(47N,37N,30N,39G)(31N,38G,34G,40G)(29G)(39G,24G)
()() (38N,23G)() (44G,51G)(39G)(40G)(37G)(46G)()

PANTHERS USUAL STARTERS

WR 87	Muhammad (15)	LE 97	Peter (9)
LT 65	C. Jones (16)	NT 90	Morabito (16)
LG 76	Campbell (10)	RT 98	Gilbert (16)
C 65	Garcia (16)	RE 99	Wiley (16)
RG 61	Redmon (15)	SLB 51	Greene (16)
RT 70	Terry (16)	MLB 95	Wells (10)
TE 85	Walls (16)	MLB 56	Barrow (16)
WR 81	Jeffers (10)	LCB 25	Davis (16)
QB 7	Beuerlein (16)	RCB 33	Evans (16)
HB 40	Floyd (16)	SS 46	Alexander (16)
FB 32	Biakabutuka (11)	FS 30	Minter (16)

2000 REGULAR SEASON STATISTICS

WON 7, LOST 9

Table with 3 columns: Date, Result, Opponent. Rows include games from 09/03 to 12/24, listing opponents like Washington, San Francisco, Atlanta, Dallas, Seattle, New Orleans, San Francisco, Atlanta, St. Louis, New Orleans, Minnesota, Green Bay, St. Louis, Kansas City, San Diego, and Oakland.

3rd NFC WEST

RUSHING

Table with 3 columns: Player, Yds, Avg. Rows include Biakabutuka, Hoover, Beuerlein, Hetherington, Lewis, Floyd, Bates, Muhammad, Craig, Walter, and TEAM/Opponents totals.

RECEIVING

Table with 3 columns: Player, Yds, Avg. Rows include Muhammad, Hayes, Biakabutuka, Walls, Byrd, Mangum, Floyd, Hoover, Hetherington, Bates, Crawford, Uwaezuoke, Hankton, Craig, Kincen, and TEAM/Opponents totals.

STATISTIC

Table with 3 columns: Statistic, CAR., OPP. Rows include Total First Downs, Rushing, Passing, Penalty, 3rd Down Made/Att, 3rd Down Pct., 4th Down Made/Att, 4th Down Pct., Possession Avg., Total Net Yards, Avg. Per Game, Total Plays, Avg. Per Play, Net Yards Rushing, Avg. Per Game, Total Rushes, Net Yards Passing, Avg. Per Game, Sacked/Yards Lost, Gross Yards, Att./Completions, Completion Pct., Had Intercepted, Punts/Average, Net Punting Avg., Penalties/Yards, Fumbles/Ball Lost, Touchdowns, Rushing, Passing, Returns.

SCORING

Table with 3 columns: Player, TD, Ru, Pa, Rt, PAT, FG, 2 S, PT. Rows include Nedney, Muhammad, Biakabutuka, Cunningham, Hayes, Hetherington, Byrd, Floyd, Walls, Beuerlein, Bates, Crawford, Evans, Hitchcock, Hoover, Mangum, Minter, Uwaezuoke, and TEAM/Opponents totals.

SCORE BY PERIODS

Table with 3 columns: Team, Opponents, and scores by quarter (1, 2, 3, 4) and OT. Rows include TEAM and OPPONENTS totals.

DEFENSE

Table with 3 columns: Player, TOT, S, A, QP, FF, FR, PD. Rows include Minter, Robinson, Woodall, Towns, Evans, Wells, Davis, Gilbert, Rucker, Morabito, Lucas, Williams, Hitchcock, White, Navies, Peter, Anderson, Swann, McKinley, Richardson, Smith, and Minor.

SACKS

Table with 3 columns: Player, TOTAL, Morabito, Navies, White, Peter, Swann, Rucker, Minter, and TEAM/Opponents totals.

F.GOALS

Table with 3 columns: Player, 1-19, 20-29, 30-39, 40-49, 50+. Rows include Cunningham, Nedney, and TEAM/Opponents totals.

Nedney: 0(0)0(44G,42G,22G,29G,34N)(52G,46G)(30G,38G)(35G,48G,25G,24G)(35G,45G,24G,46G)(38G)(28G)(26G)(20G,23G,37G)(48N)(18G)(46G,21G,51G)
Cunningham: (29G,27N)(24G)(25B,33G)(39G,23G)
Opponents: (24G,21G)(0)(31G,50N,47N,27G)(27G,45N,24G)(42G)(51B,29G)(38G)(35G,46N,31G,42N)(28G,50N,37N)(33N,40G,42G)(43G)(0)(38G)(35G,24G,33G)(37B)(42G)

PANTHERS USUAL STARTERS

Table with 3 columns: WR, LT, LG, C, RG, RT, TE, WR, QB, FB, RB. Rows include players like Hayes, Jones, Campbell, Garcia, Nesbitt, Terry, Walls, Muhammad, Beuerlein, Floyd, Biakabutuka, and Robinson.

INTERCEPTIONS

Table with 3 columns: Player, No, Yds, Avg, Long, TD. Rows include Davis, Hitchcock, Minter, Evans, Wells, Gilbert, Navies, Robinson, Woodall, and TEAM/Opponents totals.

PUNTING

Table with 3 columns: Player, No, Yds, Avg, Net, TB, I20, Lg, B. Rows include Walter, and TEAM/Opponents totals.

PUNT RET.

Table with 3 columns: Player, Ret, FC, Yds, Avg, Long, TD. Rows include Uwaezuoke, Bates, Davis, Byrd, Hitchcock, and TEAM/Opponents totals.

KICKOFF RET.

Table with 3 columns: Player, No, Yds, Avg, Long, TD. Rows include Bates, Byrd, Hetherington, Burks, R. Green, and TEAM/Opponents totals.

PASSING

Table with 3 columns: Player, Att, Cmp, Yds, Cmp%, Yd/Att, TD, TD%, Int, Int%, Lg, TK/LS, Rate. Rows include Beuerlein, Lewis, Walter, and TEAM/Opponents totals.

2001 REGULAR SEASON STATISTICS

WON 1, LOST 15

Table with 10 columns: Date, Day, Opponent, Location, Score, and Head Coach. Rows include games against Minnesota, Atlanta, Green Bay, San Francisco, New Orleans, Washington, New York Jets, Miami, St. Louis, San Francisco, Atlanta, New Orleans, Buffalo, St. Louis, Arizona, and New England.

5th NFC WEST

Table with 2 columns: Rank and Points. Rows show team performance metrics for the 5th NFC West.

RUSHING

Table with 10 columns: Player, No, Yds, Avg, Long, TD. Rows list rushing statistics for Huntley, Biakabutuka, Goings, Weinke, Hoover, Smith, Craig, Hetherington, Lytle, and Sauerbrun.

DEFENSE

Table with 10 columns: Player, TOT, S, A, QP, FF, FR, PD. Rows list defensive statistics for Minter, Towns, Evans, Morgan, Grant, Rucker, Hambrick, Chester, Williams, Hitchcock, Jenkins, Buckner, Anderson, and Wells.

STATISTIC

Table with 3 columns: Statistic, CAR., and OPP. Rows include Total First Downs, Rushing, Passing, Penalty, 3rd Down, 4th Down, Possession Avg., Total Net Yards, Avg. Per Game, Total Plays, Avg. Per Play, Net Yards Rushing, Avg. Per Game, Total Rushes, Net Yards Passing, Avg. Per Game, Sacked/Yards Lost, Gross Yards, Att./Completions, Completion Pct., Had Intercepted, Punts/Average, Net Punting Avg., Penalties/Yards, Fumbles/Ball Lost, Touchdowns, Rushing, Passing, and Returns.

RECEIVING

Table with 10 columns: Player, No, Yds, Avg, Long, TD. Rows list receiving statistics for Hayes, Muhammad, Walls, Byrd, Hoover, Hetherington, Huntley, Mangum, Jeffers, Biakabutuka, Smith, Goings, Broughton, Crawford, and TEAM.

INTERCEPTIONS

Table with 10 columns: Player, No, Yds, Avg, Long, TD. Rows list interception statistics for Evans, Grant, Hitchcock, Minter, Buckner, Howard, Morgan, Anderson, Towns, J. Williams, and TEAM.

SACKS

Table with 3 columns: Player, TOTAL, and Lucas. Rows list sack statistics for Rucker, Buckner, Slade, Gilbert, Jenkins, Grant, and Howard.

SCORING

Table with 10 columns: Player, TD, Ru, Pa, Rt, PAT, FG, 2, S, PT. Rows list scoring statistics for Kasay, Weinke, Walls, Huntley, Smith, Hayes, Mangum, Anderson, Biakabutuka, Byrd, Crawford, Evans, Muhammad, and TEAM.

PUNTING

Table with 10 columns: Player, No, Yds, Avg, Net, TB, 120, Lg, B. Rows list punting statistics for Sauerbrun, TEAM, and OPPONENTS.

PUNT RET.

Table with 10 columns: Player, Ret, FC, Yds, Avg, Long, TD. Rows list punt return statistics for Smith, Byrd, and TEAM.

F.GOALS

Table with 6 columns: Player, 1-19, 20-29, 30-39, 40-49, 50+. Rows list field goal statistics for Kasay and TEAM.

KICKOFF RET.

Table with 10 columns: Player, No, Yds, Avg, Long, TD. Rows list kickoff return statistics for Smith, Byrd, Hetherington, Broughton, Crawford, Hoover, Huntley, and TEAM.

PANTHERS USUAL STARTERS

Table with 4 columns: Player, Position, and Number. Rows list usual starters for WR, LB, LG, C, RG, RT, TE, WR, QB, FB, and RB.

SCORE BY PERIODS

Table with 7 columns: Period, TEAM, and OPPONENTS. Rows show scores by quarter for the final game.

PASSING

Table with 10 columns: Player, Att, Cmp, Yds, Cmp%, Yd/Att, TD, TD%, Int, Int%, Lg, TK/LS, Rate. Rows list passing statistics for Weinke, Lytle, Craig, Huntley, and TEAM.

TEAM HISTORY

Table with 2 columns: Year and Record. Rows show team history for 2000 and 2001.

2002 REGULAR SEASON STATISTICS

WON 7, LOST 9

4th NFC SOUTH

HEAD COACH JOHN FOX		
09/08	W 10-7	BALTIMORE 61,109
09/15	W 31-7	DETROIT 50,349
09/22	W 21-14	at Minnesota 63,945
09/29	L 14-17	at Green Bay 63,329
10/06	L 13-16	ARIZONA 62,918
10/13	L 13-14	at Dallas 61,773
10/20	L 0-30	at Atlanta 68,056
10/27	L 9-12	TAMPA BAY 63,354
11/10	L 24-34	NEW ORLEANS 60,223
11/17	L 10-23	at Tampa Bay 65,527
11/24	L 0-41	ATLANTA 60,168
12/01	W 13-6	at Cleveland 72,718
12/08	W 52-31	CINCINNATI 41,558
12/15	L 14-30	at Pittsburgh 58,586
12/22	W 24-14	CHICAGO 57,474
12/29	W 10-6	at New Orleans 66,946

STATISTIC	CAR.	OPP.
TOTAL FIRST DOWNS	238	271
Rushing	82	95
Passing	133	155
Penalty	23	21
3rd Down: Made/Att	64/224	77/234
3rd Down Pct.	28.6	32.9
4th Down: Made/Att	4/12	5/13
4th Down Pct.	33.3	38.5
POSSESSION AVG.	29.20	30.40
TOTAL NET YARDS	4280	4646
Avg. Per Game	267.5	290.4
Total Plays	960	1022
Avg. Per Play	4.5	4.5
NET YARDS RUSHING	1586	1653
Avg. Per Game	99.1	103.3
Total Rushes	452	448
NET YARDS PASSING	2694	2993
Avg. Per Game	168.4	187.1
Sacked/Yards Lost	44/287	52/336
Gross Yards	2981	3329
Att./Completions	464/255	522/293
Completion Pct.	55.0	56.1
Had Intercepted	22	17
PLAYS/AVERAGE	105/45.1	103/41.3
Net Punting Avg.	105/37.5	103/34.2
PENALTIES/YARDS	94/785	98/782
FUMBLES/BALL LOST	28/18	36/16
TOUCHDOWNS	30	33
Rushing	11	12
Passing	15	18
Returns	4	3

SCORING	TD	Ru	Pa	Rt	PAT	FG	2	S	PT
Graham	0	0	0	0	21/21	13/18	0	0	60
L. Smith	7	7	0	0			0	0	42
Brown	5	4	1	0			0	0	30
S. Smith	5	0	3	2			0	0	30
Walls	4	0	4	0			0	0	24
Muhammad	3	0	3	0			0	0	18
Hoover	2	0	2	0			0	0	12
Kasay	0	0	0	0	5/5	2/5	0	0	11
Byrd	1	0	1	0			0	0	6
Minter	1	0	0	1			0	0	6
Wallace	1	0	0	1			0	0	6
Wiggins	1	0	1	0			0	0	6
Hilbert	0	0	0	0	3/3	0/2	0	0	3
Goings	0	0	0	0			1	0	2
TEAM	30	11	15	4	29/29	15/25	1	0	258
OPPONENTS	33	12	18	3	32/33	24/29	0	0	302

SCORE BY PERIODS

	1	2	3	4	OT	TOT
TEAM	51	68	70	69	0	258
OPPONENTS	63	74	75	90	0	302

RUSHING	No	Yds	Avg	Long	TD
L. Smith	209	737	3.5	59	7
Brown	102	360	3.5	24	4
Goings	50	188	3.8	20	0
Hoover	31	129	4.2	11	0
Fasani	18	95	5.3	19	0
Muhammad	3	40	13.3	20	0
Montgomery	7	20	2.9	5	0
Peete	22	14	0.6	10	0
Weinke	5	9	1.8	13	0
Smart	1	2	2.0	2	0
Byrd	1	0	0.0	0	0
Hankton	2	-4	-2.0	2	0
S. Smith	1	-4	-4.0	-4	0
TEAM	452	1586	3.5	59	11
OPPONENTS	448	1653	3.7	44	12

RECEIVING	No	Yds	Avg	Long	TD
Muhammad	63	823	13.1	42	3
S. Smith	54	872	16.1	69	3
L. Smith	20	167	8.4	58	0
Walls	19	241	12.7	27	4
Goings	18	91	5.1	14	0
Hoover	17	187	11.0	33	2
Brown	17	86	5.1	15	1
Mangum	16	159	9.9	35	0
Byrd	14	164	11.7	31	1
Wiggins	8	45	5.6	17	1
Hankton	9	146	16.2	31	0
TEAM	255	2981	11.7	69	15
OPPONENTS	293	3329	11.4	80	18

INTERCEPTIONS	No	Yds	Avg	Long	TD
Minter	4	125	31.3	62	1
Grant	3	16	5.3	10	0
Morgan	2	26	13.0	22	0
Howard	2	19	9.5	13	0
McDaniel	2	13	6.5	13	0
Cousin	2	4	2.0	4	0
Fields	1	37	37.0	30	0
Peppers	1	21	21.0	21	0
TEAM	17	261	15.4	62	1
OPPONENTS	22	197	9.0	41	1

PUNTING	No	Yds	Avg	Net	TB	I20	Lg	B
Sauerbrun	104	4735	45.5	37.5	12	31	67	1
TEAM	105	4735	45.1	37.5	12	31	67	1
OPPONENTS	103	4251	41.3	34.2	12	29	66	0

PUNT RET.	Ret	FC	Yds	Avg	Long	TD
Smith	55	13	470	8.5	87	2
Byrd	2	3	17	8.5	17	0
TEAM	57	16	487	8.5	87	2
OPPONENTS	63	7	554	8.8	61	0

KICKOFF RET.	No	Yds	Avg	Long	TD
Smith	26	571	22.0	51	0
Byrd	14	294	21.0	35	0
Brown	13	253	19.5	27	0
Black	3	44	14.7	15	0
Heinrich	1	3	3.0	3	0
Mangum	1	12	12.0	12	0
Wallace	1	13	13.0	13	0
Wiggins	1	18	18.0	18	0
L. Smith	0	0	---	---	0
TEAM	60	1208	20.1	51	0
OPPONENTS	50	926	18.5	31	0

PASSING

	Att	Cmp	Yds	Cmp%	Yd/Att	TD	TD%	Int	Int%	Lg	TK/LS	Rate
Peete	381	223	2630	58.5	6.90	15	3.9	14	3.7	69	31/192	77.4
Fasani	44	15	171	34.1	3.89	0	0.0	4	9.1	27	7/60	8.8
Weinke	38	17	180	44.7	4.74	0	0.0	3	7.9	24	6/35	26.2
Brown	1	0	0	0.0	0.00	0	0.0	1	100.0	0	0/0	0.0
TEAM	464	255	2981	55.0	6.42	15	3.2	22	4.7	69	44/287	65.7
OPPONENTS	522	293	3329	56.1	6.38	18	3.4	17	3.3	80	52/336	73.4

DEFENSE	TOT	S	A	QP	FF	FR	PD
Fields	127	79	48	8	7	2	5
Minter	119	78	41	1	-	1	9
Howard	89	69	20	2	-	2	10
Witherspoon	88	49	39	2	1	1	5
Rucker	86	61	25	43	2	1	5
Grant	83	57	26	-	1	1	15
Cousin	82	57	25	4	-	1	19
Morgan	66	40	26	1	1	-	2
Jenkins	60	36	24	24	-	-	4
Allen	59	34	25	-	-	-	-
Peppers	54	37	17	19	5	-	4
Buckner	47	29	18	18	-	1	5
Navies	45	25	20	-	-	1	-
Wallace	35	22	13	21	1	2	-
Burton	31	15	16	8	-	-	2
McDaniel	31	25	6	-	-	-	4
Wesley	28	19	9	-	1	-	9
Gilbert	12	8	4	2	-	-	1
Jackson	9	3	6	-	-	-	-
Taves	7	2	5	2	-	-	2
Richardson	6	5	1	-	-	-	-
Fatafehi	3	-	3	-	-	-	-
Rasmussen	3	2	1	-	-	-	-
Towns	3	1	2	-	-	-	-
Cooper, J.	2	2	-	-	-	-	-
Cooper, D.	1	-	1	-	-	-	-
Simmons	1	-	1	-	-	-	-

SACKS			
Player	TOTAL	Burton	1.0
Peppers	12.0	Cousin	1.0
Rucker	10.0	Gilbert	1.0
Fields	7.5	Howard	1.0
Jenkins	7.0	Minter	1.0
Buckner	5.0	Morgan	1.0
Wallace	3.0	TEAM	52.0
Witherspoon	1.5	OPPONENTS	44.0

F.GOALS	1-19	20-29	30-39	40-49	50+
Graham	1/1	2/4	2/3	6/8	2/2
Kasay	0/0	2/2	0/0	0/2	0/1
Hilbert	0/0	0/0	0/1	0/1	0/0
TEAM	1/1	4/4	2/4	6/11	2/3
OPPONENTS	0/0	6/7	8/9	7/9	3/4

Graham: (0)(0)(24N)(32G,48G)(44N,50G,44G)
(0)(20G,47G,39G)(19G)(42G,44N)(0)(32N,22B,43G,44G) (0)(25G)(50G)
Kasay: (27G,50N)(46B,40N,23G)(0)(0)(0)(0)(0)(0)(0)(0)(0)(0)
Hilbert: (0)(45N,39N)(0)(0)(0)(0)(0)(0)(0)(0)(0)(0)
Opponents: (47N)(0)(30G)(41G,28G,50G)(0)
(41G,45G,49G)(32G,52G,53G,47G)(39G,23G)(20G,32G,41G)(28B)(25G,30N,33G)(52N,24G)(36G,41G,23G)(48B)(30G,38G)

PANTHERS USUAL STARTERS						
WR	87	Muhammad (14)	LE	90	Peppers (12)	
LT	75	Stuessie (16)	LT	99	Buckner (12)	
LG	63	Nesbitt (14)	RT	77	Jenkins (16)	
C	60	Mitchell (16)	RE	93	Rucker (15)	
RG	65	Donnalley (16)	SLB	58	Fields (15)	
RT	70	Terry (10)	MLB	55	Morgan (8)	
TE	85	Walls (14)	WLB	53	Navies (8)	
WR	89	S.Smith (13)	LCB	21	Cousin (16)	
QB	9	Peete (14)	RCB	23	Howard (14)	
FB	45	Hoover (11)	SS	30	Minter (16)	
RB	26	L. Smith (11)	FS	27	Grant (16)	

2003 REGULAR SEASON STATISTICS

WON 11, LOST 5

Table with 4 columns: Date, Opponent, Score, Result. Rows include games against Jacksonville, Tampa Bay, Atlanta, New Orleans, Indianapolis, Tennessee, New Orleans, Houston, Tampa Bay, Washington, Dallas, Philadelphia, Atlanta, Arizona, Detroit, and New York Giants.

NFC WILD CARD PLAYOFF

Table with 4 columns: Date, Opponent, Score, Result. Row: 01/03 W 29-10 DALLAS

NFC DIVISIONAL PLAYOFF

Table with 4 columns: Date, Opponent, Score, Result. Row: 01/10 W 29-23 at St. Louis (2OT)

NFC CHAMPIONSHIP

Table with 4 columns: Date, Opponent, Score, Result. Row: 01/18 W 14-3 at Philadelphia

SUPER BOWL XXXVIII

Table with 4 columns: Date, Opponent, Score, Result. Row: 02/01 L 29-32 vs New England

1st NFC SOUTH

RUSHING

Table with 6 columns: Player, No, Yds, Avg, Long, TD. Rows include Davis, Foster, Goings, Smart, S. Smith, Delhomme, Hoover, Muhammad, and TEAM/Opponents totals.

RECEIVING

Table with 6 columns: Player, No, Yds, Avg, Long, TD. Rows include S. Smith, Muhammad, Proehl, Foster, Mangum, Davis, Goings, Hoover, Wiggins, Seidman, Smart, Hanton, Dyson, and TEAM/Opponents totals.

DEFENSE

Table with 11 columns: Player, TOT, S, A, OP, FF, FR, PD. Rows include Minter, Witherspoon, Grant, Morgan, Favors, Howard, Rucker, Peppers, Jenkins, Manning, Cousin, Allen, Wallace, Burton, Buckner, Towns, Moorehead, Wesley, Rasmussen, Caldwell, Cooper, Branch, Hampton, Pittman, and TEAM/Opponents totals.

STATISTIC

Table with 2 columns: Statistic, Value. Rows include Total First Downs, Rushing, Passing, Penalty, 3rd down, 4th down, Possession Avg, Total Net Yards, Avg. Per Game, Total Plays, Avg. Per Play, Net Yards Rushing, Avg. Per Game, Total Rushes, Net Yards Passing, Avg. Per Game, Sacked/Yards Lost, Gross Yards, Att./Completions, Completion Pct., Had Intercepted, PUNTS/AVERAGE, Net Punting Avg., PENALTIES/YARDS, FUMBLES/BALL LOST, TOUCHDOWNS, Rushing, Passing, Returns.

CAR.

OPP.

INTERCEPTIONS

Table with 6 columns: Player, No, Yds, Avg, Long, TD. Rows include Minter, Manning, Grant, Wallace, Howard, Burton, Witherspoon, Rucker, and TEAM/Opponents totals.

PUNTING

Table with 6 columns: Player, No, Yds, Avg, Net, TB, I20, LG, B. Rows include Sauerbrun, Kasay, and TEAM/Opponents totals.

PUNT RET.

Table with 6 columns: Player, Ret, FC, Yds, Avg, Long, TD. Rows include S. Smith, Dyson, and TEAM/Opponents totals.

KICKOFF RET.

Table with 6 columns: Player, No, Yds, Avg, Long, TD. Rows include Smart, S. Smith, Proehl, Seidman, Hoover, Muhammad, Rasmussen, Wallace, Wiggins, and TEAM/Opponents totals.

SCORING

Table with 11 columns: Player, TD, Ru, Pa, Rt, PAT, FG, 2, S, PT. Rows include Kasay, Davis, S. Smith, Proehl, Muhammad, Foster, Minter, Delhomme, Goings, Hoover, Manning, Smart, Wiggins, and TEAM/Opponents totals.

PASSING

Table with 8 columns: Player, Att, Cmp, Yds, Cmp%, Yd/Att, TD, TD%, Int. Rows include Delhomme, Peete, Sauerbrun, and TEAM/Opponents totals.

SACKS

Table with 3 columns: Player, TOTAL, Opponents. Rows include Rucker, Peppers, Jenkins, Wallace, Burton, Cousin, Allen, and TEAM/Opponents totals.

F.GOALS

Table with 6 columns: Player, 1-19, 20-29, 30-39, 40-49, 50+. Rows include Kasay, and TEAM/Opponents totals.

Kasay: (49G)(28G,35G,20G,47G)(53G,23G,38G) (49G,23G)(29G,23G,47G)(53G)(24G,29G,31G)(23G) (48G,45G)(25G,47N,54N,26G)(44G,52N,34G)(20G, 32N,38N,49N)(21G,49G)(42G,44G)(42G,33G,34G) Opponents: (40G,55B)(38B,41G,47B)(55N,28G) (38G,37N,26G)(39G,22G)(40G,32G,34G)(46G,42G)(0) (39G)(46N,23G)(24G,49N,44N)(35G,48G,38G,29G) (36N,34N)(35N,44G)(0)(28G)

PANTHERS USUAL STARTERS

Table with 4 columns: Player, LT, RT, RB, QB. Rows include Muhammad (15), Stessie (16), James (16), Mitchell (15), Donnalley (16), Gross (16), Mangum (11), S. Smith (11), Delhomme (15), Hoover (9), Davis (14), Peppers (16), Buckner (11), Jenkins (16), Rucker (13), Favors (13), Morgan (11), Witherspoon (12), Cousin (12), Howard (15), Minter (16), Grant (16).

SCORE BY PERIODS

Table with 5 columns: Team, 1, 2, 3, 4, OT, TOT. Rows include Panthers and Opponents.

Table with 11 columns: Team, TOT, S, A, OP, FF, FR, PD. Rows include Panthers and Opponents.

2005 REGULAR SEASON STATISTICS

WON 11, LOST 5

2nd NFC SOUTH		
HEAD COACH JOHN FOX		
09/11	L 20-23	NEW ORLEANS 72,920
09/18	W 27-17	NEW ENGLAND 73,528
09/25	L 24-27	at Miami 72,288
10/03	W 32-29	GREEN BAY 73,657
10/09	W 24-20	at Arizona 38,809
10/16	W 21-20	at Detroit 61,083
10/30	W 38-13	MINNESOTA 73,502
11/06	W 34-14	at Tampa Bay 65,014
11/13	W 30-3	NEW YORK JETS 73,529
11/20	L 3-13	at Chicago 62,156
11/27	W 13-9	at Buffalo 71,440
12/04	W 24-6	ATLANTA 73,661
12/11	L 10-20	TAMPA BAY 73,467
12/18	W 27-10	at New Orleans 32,551
12/24	L 20-24	DALLAS 73,436
01/01	W 44-11	at Atlanta 70,796

NFC WILD CARD PLAYOFF

01/08	W 23-0	at New York Giants 79,378
-------	--------	---------------------------

NFC DIVISIONAL PLAYOFF

01/15	W 29-21	at Chicago 62,209
-------	---------	-------------------

NFC CHAMPIONSHIP

01/22	L 14-34	at Seattle 67,837
-------	---------	-------------------

STATISTIC

STATISTIC	CAR.	OPP.
TOTAL FIRST DOWNS	278	262
Rushing	82	72
Passing	157	160
Penalty	39	30
3rd Down: Made/Att	92/218	90/221
3rd Down Pct.	42.2	40.7
4th Down: Made/Att	2/6	5/16
4th Down Pct.	33.3	31.3
POSSESSION AVG.	30:48	29:12
TOTAL NET YARDS	4950	4522
Avg. Per Game	309.4	282.6
Total Plays	964	981
Avg. Per Play	5.1	4.6
NET YARDS RUSHING	1679	1465
Avg. Per Game	104.9	91.6
Total Rushes	487	408
NET YARDS PASSING	3271	3057
Avg. Per Game	204.4	191.1
Sacked/Yards Lost	28/214	45/294
Gross Yards	3485	3351
Att./Completions	449/269	528/305
Completion Pct.	59.9	57.8
Had Intercepted	16	23
PUNTS/AVERAGE	73/43.2	79/45.1
Net Punting Avg.	73/38.6	79/37.4
PENALTIES/YARDS	91/732	128/1045
FUMBLES/BALL LOST	23/10	25/19
TOUCHDOWNS	45	27
Rushing	17	9
Passing	25	15
Returns	3	3

RUSHING

	No	Yds	Avg	Long	TD
Foster	205	879	4.3	70t	2
S. Davis	180	549	3.1	39	12
Goings	37	133	3.6	17	0
Robertson	14	41	2.9	11	1
Delhomme	24	31	1.3	12	1
S. Smith	4	25	6.3	20t	1
Hoover	10	22	2.2	4	0
Colbert	1	6	6.0	6	0
Smart	3	6	2.0	6	0
Weinke	8	-5	-2.6	1	0
Proehl	1	-8	-8.0	-8	0
TEAM	487	1679	3.4	70t	17
OPPONENTS	408	1465	3.6	58	9

RECEIVING

	No	Yds	Avg	Long	TD
S. Smith	103	1563	15.2	80t	12
Foster	34	372	10.9	47	1
Proehl	25	441	17.6	69	4
Colbert	25	282	11.3	42	2
Mangum	23	202	8.8	24	2
Goings	14	151	10.8	30	0
Hoover	14	87	6.2	12	0
Gaines	12	155	12.9	38	2
Gardner	9	84	9.3	15	1
Carter	5	103	20.6	40	1
S. Davis	5	45	9.0	21	0
TEAM	269	3485	13.0	80t	25
OPPONENTS	305	3351	11.0	86	15

INTERCEPTIONS

	No	Yds	Avg	Long	TD
Gamble	7	157	22.4	61t	1
Lucas	6	70	11.7	32	0
McCree	3	73	24.3	46	0
Wallace	2	38	19.0	38	0
Witherspoon	2	35	17.5	35t	1
Manning	2	20	10.0	10	0
Minter	1	47	47.0	47	0
TEAM	23	440	19.1	61t	2
OPPONENTS	16	335	20.9	64t	3

PUNTING

	No	Yds	Avg	Net	TB	I20	Lg	B
Baker	72	3118	43.3	38.9	4	23	59	0
Kasay	1	36	36.0	16.0	1	0	36	0
TEAM	73	3154	43.2	38.6	5	23	59	0
OPPONENTS	79	3562	45.1	37.4	8	18	69	0

KICKOFF RET.

	No	Yds	Avg	Long	TD
Smart	29	615	21.2	60	0
Robertson	16	343	21.4	42	0
S. Smith	3	61	20.3	33	0
Gaines	2	24	12.0	13	0
Goings	1	21	21.0	21	0
Hoover	1	10	10.0	10	0
Mangum	1	9	9.0	9	0
Seidman	0	0	---	0	0
TEAM	53	1083	20.4	60	0
OPPONENTS	80	1702	21.3	47	0

PUNT RET.

	Ret	FC	Yds	Avg	Long	TD
S. Smith	7	6	286	10.6	44	0
Gamble	14	5	158	11.3	76	0
TEAM	41	11	444	10.8	76	0
OPPONENTS	36	20	235	6.5	31	0

DEFENSE

	TOT	S	A	QP	FF	FR	PD
Witherspoon	109	78	31	2	-	-	13
McCree	95	69	26	2	-	-	9
Morgan	90	59	31	6	1	1	4
Gamble	78	58	20	-	1	-	7
Lucas	72	59	13	2	-	1	12
Minter	71	43	28	1	1	-	10
Peppers	70	46	24	34	1	1	4
Short	69	39	30	2	-	-	1
Rucker	62	40	22	30	3	2	4
Draft	56	35	21	1	1	-	1
Manning Jr.	47	34	13	4	-	3	4
Carstens	44	29	15	11	-	-	1
Buckner	43	30	13	13	-	1	5
Wallace	34	23	11	5	1	1	2
Moorehead	31	21	10	9	-	2	1
Davis	28	18	10	5	1	-	-
Wesley	12	11	1	-	1	-	-
Curcui	6	5	1	1	-	-	1
Rasmussen	3	2	1	1	-	1	1
Seward	3	2	1	-	-	-	-
Wilds	3	3	-	-	-	-	-
Jenkins	2	-	2	-	-	-	-
Tufts	1	1	-	-	-	-	-

SACKS

Player.....	TOTAL	Draft.....	2
Peppers.....	10.5	T. Davis.....	1.5
Rucker.....	7.5	Minter.....	1.5
Moorehead.....	5	Buckner.....	1
Wallace.....	5	(group).....	1
Carstens.....	4	Short.....	0.5
Morgan.....	3	TEAM.....	4.5
Witherspoon.....	2.5	OPPONENTS.....	28

F.GOALS

	1-19	20-29	30-39	40-49	50+
Kasay	1/1	8/8	8/8	6/9	3/8
TEAM	1/1	8/8	8/8	6/9	3/8
OPPONENTS	0/0	6/6	9/11	7/9	1/1

Kasay:(39G,46G)(51G,52G)(52G)(32G,38G)(46G, 53N,62N)
(52B)(56N,44G)(30G,20G)(23G,42G,28G) (46N,38G)
(56G,45N,25G)(20G)(42N,39G)(32G,50N, 29G)(24G,47G)
(19G,41G,34G)

Opponents:(29G,48G,47G)(45G)(27G,32G)(1)(39G, 49G)
(47B,52G,25G)(33N)(1)(22G)(33G,39G)(31G, 45G,33G)
(36G,43G,49N)(34G,36G)(44G)(24G,32B) (29G)

PANTHERS USUAL STARTERS

WR 89 Smith (16)	LE 90 Peppers (16)
LT 70 Wharton (16)	LT 99 Buckner (16)
LG 68 Wahle (16)	RT 67 Carstens (15)
C 60 Mitchell (16)	RE 93 Rucker (14)
RG 76 Reyes (16)	SLB 53 Short (15)
RT 69 Gross (16)	MLB 55 Morgan (13)
TE 86 Mangum (9)	WLB 54 Witherspoon (15)
WR 83 Colbert (16)	LCB 23 Lucas (15)
QB 17 Delhomme (16)	RCB 20 Gamble (15)
FB 45 Hoover (15)	SS 27 McCree (15)
RB 48 Davis (11)	FS 30 Minter (16)

SCORE BY PERIODS

	1	2	3	4	OT	TOT
TEAM	96	117	53	125	0	391
OPPONENTS	72	73	42	72	0	259

PASSING

	Att	Cmp	Yds	Cmp%	Yd/Att	TD	TD%	Int	Int%	Lg	TK/LS	Rate
Delhomme	435	262	3421	60.2	7.86	24	5.5	16	3.7	80t	28/214	88.1
Weinke	13	7	64	53.8	4.92	1	7.7	0	0.0	18	0/0	93.1
Foster	1	0	0	0.0	0.00	0	0.0	0	0.0	0	0/0	39.6
TEAM	449	269	3485	59.9	7.76	25	5.6	16	3.6	80t	28/214	88.1
OPPONENTS	528	305	3351	57.8	6.35	15	2.8	23	4.4	86	45/294	68.0

2006 REGULAR SEASON STATISTICS

WON 8, LOST 8

2nd NFC SOUTH

HEAD COACH JOHN FOX				
09/10	L	6-20	ATLANTA	73,522
09/17	L	13-160T	at Minnesota	63,623
09/24	W	26-24	at Tampa Bay	65,423
10/01	W	21-18	NEW ORLEANS	73,392
10/08	W	20-12	CLEVELAND	73,520
10/15	W	23-21	at Baltimore	70,762
10/22	L	14-17	at Cincinnati	65,964
10/29	L	14-35	DALLAS	73,688
11/13	W	24-10	TAMPA BAY	73,573
11/19	W	15-0	ST. LOUIS	73,348
11/26	L	13-17	at Washington	85,450
12/04	L	24-27	at Philadelphia	69,098
12/10	L	13-27	NEW YORK GIANTS	73,702
12/17	L	3-37	PITTSBURGH	73,798
12/24	W	10-3	at Atlanta	68,834
12/31	W	31-21	at New Orleans	69,569

STATISTIC

CAR.

OPP.

TOTAL FIRST DOWNS	278	267
Rushing	100	96
Passing	158	149
Penalty	20	22
3rd Down: Made/Att	65/209	70/222
3rd Down Pct.	31.1	31.5
4th Down: Made/Att	3/9	11/14
4th Down Pct.	33.3	78.6
POSSESSION AVG.	30:12	29:48
TOTAL NET YARDS	4923	4737
Avg. Per Game	307.7	296.1
Total Plays	994	990
Avg. Per Play	5.0	4.8
NET YARDS RUSHING	1659	1737
Avg. Per Game	103.7	108.6
Total Rushes	423	449
NET YARDS PASSING	3264	3000
Avg. Per Game	204.0	187.5
Sacked/Yards Lost	32/222	41/265
Gross Yards	3486	3265
Att./Completions	539/325	500/291
Completion Pct.	60.3	58.2
Had Intercepted	17	14
PUNTS/AVERAGE	100/45.1	98/43.8
Net Punting Avg.	100/38.8	98/40.7
PENALTIES/YARDS	103/744	89/735
FUMBLES/BALL LOST	21/30	22/28
TOUCHDOWNS	28	33
Rushing	7	10
Passing	19	22
Returns	2	1

SCORING

	TD	Ru	Pa	Rt	PAT	FG	2	S	PT
Kasay	0	0	0	0	28/28	24/27	0	0	100
Smith	9	1	8	0			0	0	54
K. Johnson	5	1	4	0			0	0	30
Carter	3	0	3	0			0	0	18
Foster	3	3	0	0			0	0	18
D. Williams	2	1	1	0			0	0	12
Gamble	1	0	1	0			0	0	6
Goings	1	0	1	0			0	0	6
Hoover	1	1	0	0			0	0	6
King	1	0	1	0			0	0	6
Mangum	1	0	1	0			0	0	6
Marshall	1	0	0	1			0	0	6
Rucker	0	0	0	0			0	1	2
TEAM	28	7	19	2	28/28	24/27	0	1	270
OPPONENTS	33	10	22	1	31/31	24/30	2	0	305

PUNT RET.

	Ret	FC	Yds	Avg	Long	TD
Gamble	36	13	185	5.1	24	0
Smith	9	3	30	3.3	16	0
Biddle	2	1	11	5.5	11	0
Marshall	2	0	-1	-5.0	0	0
TEAM	49	17	225	4.6	24	0
OPPONENTS	61	17	390	6.4	65t	1

RUSHING

	No	Yds	Avg	Long	TD
Foster	227	897	4.0	43t	3
D. Williams	121	501	4.1	31	1
Hoover	22	73	3.3	17	1
Smith	8	61	7.6	24t	1
Goings	11	52	4.7	28	0
Shelton	8	23	2.9	9	0
Carter	2	18	9.0	11	0
Weinke	4	16	4.0	13	0
Delhomme	18	12	0.7	12	0
K. Johnson	1	4	4.0	4t	1
Basanez	1	2	2.0	2	0
TEAM	423	1659	3.9	43t	7
OPPONENTS	449	1737	3.9	41t	10

RECEIVING

	No	Yds	Avg	Long	TD
Smith	83	1166	14.0	72t	8
K. Johnson	70	815	11.6	40	4
D. Williams	33	313	9.5	41	1
Foster	32	159	5.0	14	0
Carter	28	357	12.8	42t	3
Mangum	21	170	8.1	19	1
Hoover	20	122	6.1	16	0
Gaines	15	146	9.7	19	0
Goings	10	107	10.7	23	1
Colbert	5	56	11.2	16	0
Biddle	3	37	12.3	22	0
Hankton	3	31	10.3	18	0
Shelton	1	6	6.0	6	0
King	1	1	1.0	1t	1
TEAM	325	3486	10.7	72t	19
OPPONENTS	291	3265	11.2	86t	22

INTERCEPTIONS

	No	Yds	Avg	Long	TD
Marshall	3	59	19.7	30t	1
Gamble	3	31	10.3	18t	1
Lucas	3	13	4.3	13	0
S. Williams	2	1	0.5	1	0
Morton	1	8	8.0	8	0
Minter	1	3	3.0	3	0
Branch	1	0	0.0	0	0
TEAM	14	115	8.2	30t	2
OPPONENTS	17	145	8.5	38	0

PUNTING

	No	Yds	Avg	Net	TB	I20	Lg	B
Baker	98	4483	45.7	39.0	12	31	70	1
Kasay	1	25	25.0	17.0	0	0	25	0
TEAM	100	4508	45.1	38.8	12	31	70	1
OPPONENTS	98	4290	43.8	40.7	4	40	60	0

KICKOFF RET.

	No	Yds	Avg	Long	TD
D. Williams	32	623	19.5	39	0
Marshall	14	291	20.8	26	0
Goings	9	218	24.2	33	0
Hoover	3	37	12.3	21	0
Gaines	2	32	16.0	17	0
Smith	2	-1	-5.3	3	0
TEAM	62	1200	19.4	39	0
OPPONENTS	59	1302	22.1	64	0

PASSING

	Att	Cmp	Yds	Cmp%	Yd/Att	TD	TD%	Int	Int%	Lg	TK/LS	Rate
Delhomme	431	263	2805	61.0	6.51	17	3.9	11	2.6	72t	22/167	82.6
Weinke	96	56	625	58.3	6.51	2	2.1	4	4.2	38	10/55	67.4
Basanez	11	6	56	54.5	5.09	0	0.0	1	9.1	18	0/0	30.9
K. Johnson	1	0	0	0.0	0.00	0	0.0	1	100.0	0	0/0	0.0
TEAM	539	325	3486	60.3	6.47	19	3.5	17	3.2	72t	32/222	77.9
OPPONENTS	500	291	3265	58.2	6.53	22	4.4	14	2.8	86t	41/265	80.8

DEFENSE

	TOT	S	A	QP	FF	FR	PD
Draft	111	80	31	1	2	2	2
Davis	96	73	23	11	1	-	4
Minter	92	55	37	2	-	-	5
Williams, S.	92	58	34	1	1	-	5
Marshall	75	64	11	1	2	2	12
Peppers	75	61	14	38	3	2	6
Diggs	68	50	18	1	-	-	3
Gamble	67	57	10	2	-	-	11
Jenkins	53	35	18	10	-	-	2
Lucas	47	38	9	1	-	-	7
Rucker	44	30	14	23	2	-	-
Kemoiatu	42	27	15	8	-	-	1
Lewis	30	17	13	11	1	-	3
Wallace	30	20	10	13	-	-	2
Anderson	25	17	8	4	2	-	-
Branch	18	11	7	-	-	-	-
Moorehead	17	10	7	6	-	-	-
Seward	14	12	2	-	-	-	-
Byrum	8	7	1	-	1	-	1
Morton	6	5	1	-	-	-	1
Carstens	2	2	-	-	-	-	-
Ciurciu	2	1	1	-	-	-	-
Morgan	2	2	-	-	-	-	1
Howard	1	1	-	-	-	-	-
Strait	1	1	-	-	-	-	-
McClover	0	-	-	1	-	-	-
SACKS							
Player.....TOTAL							
Peppers.....	13						
Draft.....	5.5						
Rucker.....	5						
Lewis.....	4.5						
Jenkins.....	3						
Wallace.....	3						
Anderson.....	2						
T. Davis.....	1.5						
Gamble.....	1						
Marshall.....	1						
(group).....	1						
Moorehead.....	0.5						
TEAM.....	41						
OPPONENTS.....	32						

F.GOALS

	1-19	20-29	30-39	40-49	50+
Kasay	2/2	6/6	4/4	8/8	4/7
TEAM	2/2	6/6	4/4	8/8	4/7
OPPONENTS	2/2	12/12	5/6	5/7	0/3

Kasay: (54G,46G)(25G,26G)(51G,50G,49G,46G)(0)
(53N,24G,19G)(21G,31G,21G)(165N)(40G, 34G)(42G,51G)
(45G)(37G,45G)(50N,37G)(42G)(19G)
Opponents: (50N,25G,32G,50B)(26G,22G,51B,19G)(28G)
(31G,43N)(41G,47G,22G,32G)(1)(23G)(48N, 38G,24G)(28G)(0)
(37N,42G)(28G,25G)(32G,29G) (19G,45G,26G)(40G)(0)

PANTHERS USUAL STARTERS

WR 89	Smith (14)	LE 90	Peppers (16)
LT 69	Gross (15)	LT 99	Kemoiatu (13)
LG 68	Wahle (13)	RT 77	Jenkins (16)
C 63	Hangartner (15)	RE 93	Rucker (14)
RG 71	Mathis (15)	SLB 58	Davis (14)
RT 73	Bridges (14)	MLB 52	Draft (14)
TE 84	Gaines (8)	WLB 53	Diggs (10)
WR 19	Johnson (16)	LCB 23	Lucas (8 tied)
QB 17	Delhomme (13)	RCB 20	Gamble (13)
FB 45	Hoover (12)	SS 36	S. Williams (12)
RB 26	Foster (14)	FS 30	Minter (16)

SCORE BY PERIODS

	1	2	3	4	OT	TOT
TEAM	68	94	53	55	0	270
OPPONENTS	29	95	68	110	3	305

2007 REGULAR SEASON STATISTICS

WON 7, LOST 9

2nd NFC SOUTH

HEAD COACH JOHN FOX			
09/09	W	27-13	at St. Louis
09/16	L	21-34	HOUSTON
09/23	W	27-20	at Atlanta
09/30	L	7-20	TAMPA BAY
10/07	W	16-13	at New Orleans
10/14	W	25-10	at Arizona
10/28	L	7-31	INDIANAPOLIS
11/04	L	7-20	at Tennessee
11/11	L	13-30	ATLANTA
11/18	L	17-31	at Green Bay
11/25	L	6-31	NEW ORLEANS
12/02	W	31-14	SAN FRANCISCO
12/09	L	6-37	at Jacksonville
12/16	W	13-10	SEATTLE
12/22	L	13-20	DALLAS
12/30	W	31-23	at Tampa Bay

RUSHING

Foster	247	876	3.5	20	3
Williams	144	717	5.0	75	4
Smith	9	66	7.3	22	0
Carr	17	59	3.5	15	0
Hoover	12	39	3.3	10	0
Delhomme	6	26	4.3	13	0
Testaverde	9	22	2.4	16	0
Jarrett	1	11	11.0	11	0
Moore	3	5	1.7	5	0
Haynes	3	3	1.0	3	0
TEAM	451	1824	4.0	75	7
OPPONENTS	472	1771	3.8	80	13

RECEIVING

Smith	87	1002	11.5	74	7
King	46	406	8.8	29	2
D. Carter	38	517	13.6	49	4
Colbert	32	332	10.4	43	0
Foster	25	182	7.3	23	1
Williams	23	175	7.6	30	1
Hoover	10	58	5.8	14	0
Rosario	6	108	18.0	54	2
Jarrett	6	73	12.2	22	0
Fauria	5	39	7.8	16	2
Robinson	4	35	8.8	12	0
Haynes	3	14	4.7	6	0
TEAM	285	2941	10.3	74	19
OPPONENTS	337	3603	10.7	69	22

INTERCEPTIONS

Marshall	3	107	35.7	73	1
Cooper	3	19	6.3	19	0
Lucas	2	1	0.5	1	0
Harris	1	30	30.0	30	0
Manuel	1	4	4.0	4	0
Gamble	1	2	2.0	2	0
Beason	1	0	0.0	0	0
Th. Davis	1	0	0.0	0	0
Peppers	1	0	0.0	0	0
TEAM	14	163	11.6	73	1
OPPONENTS	17	150	8.8	45	1

PUNTING

Baker	90	3978	44.2	37.7	5	22	64	0
Kasay	2	60	30.0	17.0	0	1	32	0
TEAM	92	4038	43.9	36.5	5	23	64	0
OPPONENTS	76	3243	42.7	36.8	9	31	66	0

PUNT RET.

Robinson	Ret	FC	Yds	Avg	Long	TD
Smith	30	19	262	8.7	34	0
Smith	2	0	7	3.5	6	0
TEAM	32	19	269	8.4	34	0
OPPONENTS	55	16	579	10.5	94	1

PASSING

Testaverde	172	94	952	54.7	5.53	5	2.9	6	3.5	65	9/46	65.8
Carr	136	73	635	53.7	4.67	3	2.2	5	3.7	38	13/74	58.3
Moore	111	63	730	56.8	6.58	3	2.7	5	4.5	57	6/40	67.0
Delhomme	86	55	624	64.0	7.26	8	9.3	1	1.2	74	5/46	111.8
TEAM	505	285	2941	56.4	5.82	19	3.8	17	3.4	74	33/206	71.9
OPPONENTS	537	337	3603	62.8	6.71	22	4.1	14	2.6	69	23/177	85.1

DEFENSE

Beason	TOT	S	A	QP	FF	FR	PD
Beason	160	115	45	3	1	1	7
Harris	102	81	21	1	8	3	4
Cooper	86	47	39	1	1	-	-
Davis	85	68	17	10	2	1	6
Marshall	73	61	12	4	-	1	8
Lucas	69	62	7	-	-	2	11
Rucker	57	30	27	20	1	1	2
Kemoatu	56	43	13	3	-	-	1
Peppers	55	37	18	19	3	2	3
Jenkins	52	37	15	13	-	-	1
Gamble	50	42	8	-	1	1	6
Diggs	49	32	17	2	1	-	5
Lewis	32	17	15	7	-	-	1
Moorehead	27	14	13	5	-	-	-
Morgan	20	13	7	1	-	-	1
Dendy	14	13	1	-	-	-	1
Manuel	14	9	5	-	-	-	-
McClover	12	7	5	2	-	-	-
Teal	11	10	1	-	-	-	-
Anderson	11	7	4	1	-	-	-
Johnson	4	2	1	-	-	-	1
Seward	3	3	-	-	-	-	-
Wilson	2	1	1	-	-	-	-
Deloatch	1	1	-	-	-	-	1
Gibson	1	1	-	-	-	-	-
Grigsby	-	-	-	3	-	-	-

SACKS

Player	TOTAL	Moorehead	2
Diggs	3.5	Manuel	1
Lewis	3.5	Marshall	1
Th. Davis	3	McClover	1
Rucker	3	TEAM	23
Jenkins	2.5	OPPONENTS	33
Peppers	2.5		

F. GOALS

Kasay	1-19	20-29	30-39	40-49	50+
Kasay	2/2	6/6	8/9	6/9	2/2
TEAM	2/2	6/6	8/9	6/9	2/2
OPPONENTS	0/0	13/14	5/5	7/9	2/4

Kasay: (47N,34G,32G)(0)(45G,49G)(0)(23G,35G,52G)
(33G,43G,24G,45N,45G)(0)(40N)(29G,31G)(26G) (45G, 29G)
(19G)(49G,39G)(37N,53G,37G)(37G,25G) (19G)
Opponents: (42G,28G)(25G,33G)(24G,25G)(25G, 38G)
(25G,28G,20B,54N)(50G)(20G)(47G,53G)(36G, 47G)
(49B,49N,47G)(46G,57N)(0)(21G,20G,33G)(23G) (42G,23G)
(31G,23G,49G)

PANTHERS USUAL STARTERS

WR 89	Smith (15)	LE 90	Peppers (14)
LT 70	Wharton (16)	LT 99	Kemoatu (13)
LG 68	Wahle (16)	RT 77	Jenkins (15)
C 75	Hartwig (15)	RE 93	Rucker (16)
RG 73	Bridges (10)	SLB 58	Davis (16)
RT 69	Gross (16)	MLB 52	Beason (12)
TE 87	King (16)	WLB 53	Diggs (10)
WR 83	Colbert (9)	LCB 21	Lucas (16)
QB 16	Testaverde (6)	RCB 20	Gamble (12)
FB 45	Hoover (12)	SS 43	Harris (15)
RB 26	Foster (16)	FS 35	Cooper (15)

SCORE BY PERIODS

TEAM	1	2	3	4	OT	TOT
TEAM	50	66	48	103	0	267
OPPONENTS	79	89	110	40	0	347

STATISTIC

CAR.

OPP.

TOTAL FIRST DOWNS	255	302
Rushing	85	100
Passing	142	174
Penalty	28	28
3rd Down: Made/Att	85/235	96/226
3rd Down Pct.	36.2	42.5
4th Down: Made/Att	6/14	7/14
4th Down Pct.	42.9	50.0

POSSESSION AVG.

TOTAL NET YARDS	28.44	31.16
Avg. Per Game	455.9	519.7
Total Plays	284.9	324.8
Avg. Per Play	989	1032
	4.6	5.0

NET YARDS RUSHING

Avg. Per Game	1824	1771
Total Rushes	114.0	110.7
	451	472

NET YARDS PASSING

Avg. Per Game	2735	3426
Sacked/Yards Lost	170.9	214.1
Gross Yards	33/206	23/177
Att./Completions	2941	3603
Completion Pct.	505/285	537/337
Had Intercepted	56.4	62.8
	17	14

PUNTS/AVERAGE

Net Punting Avg	92/43.9	76/42.7
	32/36.5	76/36.8

PENALTIES/YARDS

FUMBLES/BALL LOST	25/12	30/16
-------------------	-------	-------

TOUCHDOWNS

Rushing	28	38
Passing	7	13
Returns	19	22
	2	3

SCORING

TD	Ru	Pa	Rt	PAT	FG	2	S	PT
Kasay	0	0	0	27/27	24/28	0	0	99
Smith	7	0	0			0	0	42
Williams	5	4	1	0		0	0	30
D. Carter	4	0	4	0		0	0	24
Foster	4	3	1	0		0	0	24
Fauria	2	0	2	0		0	0	12
King	2	0	2	0		0	0	12
Rosario	2	0	2	0		0	0	12
Lucas	1	0	0	1		0	0	6
Marshall	1	0	0	1		0	0	6
TEAM	28	7	19	2	27/27	24/28	0	0 267
OPPONENTS	38	13	22	3	38/38	27/32	0	0 347

KICKOFF RET.

Robinson	26	598	23.0	60	0
Williams	13	231	17.8	29	0
Goings	9	174	19.3	29	0
Moorehead	4	46	11.5	17	0
Hangartner	3	42	14.0	16	0
Rosario	2	39	19.5	25	0
King	1	16	16.0	16	0
Marshall	1	0	0.0	0	0
McClover	1	0	0.0	0	0
TEAM	60	1146	19.1	60	0
OPPONENTS	56	1333	23.8	84	0

2008 REGULAR SEASON STATISTICS

WON 12, LOST 4

HEAD COACH JOHN FOX			1st NFC SOUTH
09/07	W 26-24	at San Diego	67,115
09/14	W 20-17	CHICAGO	73,828
09/21	L 10-20	at Minnesota	62,628
09/28	W 24-9	ATLANTA	72,688
10/05	W 34-0	KANSAS CITY	72,319
10/12	L 3-27	at Tampa Bay	64,211
10/19	W 30-7	NEW ORLEANS	73,687
10/26	W 27-23	ARIZONA	72,010
11/09	W 17-6	at Oakland	47,888
11/16	W 31-22	DETROIT	73,349
11/23	L 28-45	at Atlanta	64,841
11/30	W 35-31	at Green Bay	70,297
12/08	W 38-23	TAMPA BAY	74,113
12/14	W 30-10	DENVER	73,690
12/21	L 28-34OT	at New York Giants	78,653
12/28	W 33-31	at New Orleans	69,999
NFC DIVISIONAL PLAYOFF			
01/10	L 13-33	ARIZONA	73,695

STATISTIC	CAR.	OPP.
TOTAL FIRST DOWNS	287	296
Rushing	118	100
Passing	152	178
Penalty	17	18
3rd Down: Made/Att	78/197	87/219
3rd Down Pct.	39.6	39.7
4th Down: Made/Att	3/8	9/20
4th Down Pct.	37.5	45.0
POSSESSION AVG.	29:19	30:41
TOTAL NET YARDS	5595	5299
Avg. Per Game	349.7	331.2
Total Plays	938	1026
Avg. Per Play	6.0	5.2
NET YARDS RUSHING	2437	1912
Avg. Per Game	152.3	119.5
Total Rushes	504	432
NET YARDS PASSING	3158	3387
Avg. Per Game	197.4	211.7
Sacked/Yards Lost	20/130	37/230
Gross Yards	3288	3617
Att./Completions	414/246	557/333
Completion Pct.	59.4	59.8
Had Intercepted	12	12
PUNTS/AVERAGE	76/42.3	80/45.9
Net Punting Avg.	76/37.4	80/37.7
PENALTIES/YARDS	94/637	88/736
FUMBLES/BALL LOST	12/7	25/13
TOUCHDOWNS	47	37
Rushing	30	14
Passing	15	19
Returns	2	4

RUSHING	No	Yds	Avg	Long	TD
D. Williams	273	1515	5.5	69t	18
Stewart	184	836	4.5	41	10
St. Smith	5	40	8.0	23	0
Delhomme	20	21	1.1	12t	2
Hoover	9	18	2.0	5	0
Goings	9	10	1.1	4	0
McCown	4	-3	-0.8	0	0
TEAM	504	2437	4.8	69t	30
OPPONENTS	432	1912	4.4	51	14
RECEIVING	No	Yds	Avg	Long	TD
St. Smith	78	1421	18.2	65t	6
Muhammad	65	923	14.2	60	5
D. Williams	22	121	5.5	25t	2
King	21	195	9.3	31	1
Rosario	18	209	11.6	24	1
Hackett	13	181	13.9	37	0
Jarrett	10	119	11.9	25	0
Stewart	8	47	5.9	15	0
Hoover	6	39	6.5	12	0
Goings	3	1	0.3	3	0
Jones	2	32	16.0	19	0
TEAM	246	3288	13.4	65t	15
OPPONENTS	333	3617	10.9	69	19

INTERCEPTIONS	No	Yds	Avg	Long	TD
Beason	3	52	17.3	44	0
Gamble	3	23	7.7	19	0
Lucas	2	74	37.0	43	0
Godfrey	1	16	16.0	16	0
Harris	1	16	16.0	16	0
Marshall	1	11	11.0	11	0
Diggs	1	0	0.0	0	0
TEAM	12	192	16.0	44	0
OPPONENTS	12	167	13.9	58	0

PUNTING	No	Yds	Avg	Net	TB	I20	Lg	B
Baker	73	3217	44.1	37.4	5	30	63	3
TEAM	76	3217	42.3	37.4	5	30	63	3
OPPONENTS	80	3671	45.9	37.7	10	18	63	0

PUNT RET.	Ret	FC	Yds	Avg	Long	TD
Jones	39	20	443	11.4	55	0
Salley	1	0	0	0.0	0	0
St. Smith	1	0	10	10.0	10	0
Wesley	1	0	0	0.0	0	0
TEAM	42	20	453	10.8	55	0
OPPONENTS	41	13	276	6.7	61t	1

KICKOFF RET.	No	Yds	Avg	Long	TD
Jones	40	958	24.0	59	0
Stewart	15	349	23.3	38	0
Rosario	2	26	13.0	18	0
Bridges	1	15	15.0	15	0
Hoover	1	12	12.0	12	0
King	1	12	12.0	12	0
TEAM	60	1372	22.9	59	0
OPPONENTS	59	1292	21.9	46	0

DEFENSE	TOT	S	A	QP	FF	FR	PD
Beason	159	103	56	2	-	1	4
Davis	136	94	42	3	2	1	5
Gamble	103	83	20	1	1	2	20
Harris	80	55	25	-	2	1	3
Godfrey	78	46	32	-	1	2	7
Lucas	70	59	11	-	-	-	14
Peppers	63	41	22	29	5	-	7
Diggs	62	42	20	2	-	-	2
Marshall	61	51	10	6	-	-	4
Brayton	59	41	18	13	1	1	4
Lewis	48	36	12	11	2	1	5
Kemoeatu	40	31	9	7	1	-	2
Johnson	30	20	10	19	1	1	7
Walker	12	8	4	1	-	-	1
Gibson	10	8	2	2	-	-	-
Johnson	7	7	0	1	1	-	-
Taylor	5	5	0	6	-	1	-
Wilson	3	3	-	-	-	-	1
Hayden	3	2	1	2	-	-	-
Anderson	3	2	1	1	-	-	-
Salley	1	1	-	-	-	-	-
Wesley	1	1	-	-	-	-	2

SACKS	Player	TOTAL	Marshall
Peppers	14.5	Diggs	1
C. Johnson	6	Godfrey	1
Brayton	4.5	Taylor	1
Davis	3.5	TEAM	37
Lewis	3.5	OPPONENTS	20

F.GOALS	1-19	20-29	30-39	40-49	50+
Kasay	0/0	7/7	9/9	11/12	1/3
TEAM	0/0	7/7	9/9	11/12	1/3
OPPONENTS	1/1	8/8	7/7	7/9	1/3
Kasay: (44G,33G,30G,49G)(37G,45G)(43G)					
(44G) (32G,43G)(20G)(39G,48G,28G)(23G,50G)					
(54N,32G) (29G)(23G,21G)(1)(33G)(39G,44G,42G)					
(50N)(45G, 26G,34G,41N,42G)					
Opponents: (27G)(26G)(28G,32G)(33G,44G,44G)					
(1) (37G,51N,49G)(1)(21G)(38G,45G,58N)					
(40G,56G,27G) (23G)(32G,44G,19G)(40N,20G)					
(43G,47N)(32G,35G) (21G)					

PANTHERS USUAL STARTERS									
WR 89	Smith (14)	LE 96	Brayton (16)	LT 69	Gross (15)	LT 99	Kemoeatu (14)	LG 70	Wharton (14)
RE 92	Lewis (15)	C 67	Kalil (12)	RT 90	Peppers (16)	SLB 53	Diggs (16)	RT 79	Otah (12)
MLB 52	Beason (16)	TE 47	King (15)	WLB 58	Davis (16)	WR 87	Muhammad (15)	LCB 21	Lucas (16)
QB 17	Delhomme (16)	RCB 20	Gamble (16)	FB 45	Hoover (12)	SS 43	Harris (16)	RB 34	Williams (16)
FS 30	Godfrey (16)								

SCORE BY PERIODS									
TEAM	1	2	3	4	OT	TOT			
TEAM	60	149	99	106	0	414			
OPPONENTS	57	92	71	103	6	329			

PASSING	Att	Cmp	Yds	Cmp%	Yd/Att	TD	TD%	Int	Int%	Lg	TK/L3	Rate
Delhomme	414	246	3288	59.4	7.94	15	3.6	12	2.9	65t	20/130	84.7
TEAM	414	246	3288	59.4	7.94	15	3.6	12	2.9	65t	20/130	84.7
OPPONENTS	557	333	3617	59.8	6.49	19	3.4	12	2.2	69	37/230	81.4

2009 REGULAR SEASON STATISTICS

WON 8, LOST 8

HEAD COACH JOHN FOX			3rd NFC SOUTH
09/13	L	10-38	PHILADELPHIA 73,599
09/20	L	20-28	at Atlanta 67,313
09/28	L	7-21	at Dallas 90,588
10/11	W	20-17	WASHINGTON 73,487
10/18	W	28-21	at Tampa Bay 62,422
10/25	L	9-20	BUFFALO 73,497
11/01	W	34-21	at Arizona 62,031
11/08	L	20-30	at New Orleans 70,011
11/15	W	28-19	ATLANTA 73,239
11/19	L	17-24	MIAMI 73,475
11/29	L	6-17	at New York Jets 76,381
12/06	W	16-6	TAMPA BAY 72,455
12/13	L	10-20	at New England 68,756
12/20	W	26-7	MINNESOTA 73,515
12/27	W	41-9	at New York Giants 78,809
01/03	W	23-10	NEW ORLEANS 73,047

STATISTIC

STATISTIC	CAR.	OPP.
TOTAL FIRST DOWNS	289	290
Rushing	123	109
Passing	152	155
Penalty	14	26
3rd Down: Made/Att	82/220	70/197
3rd Down Pct.	37.3	35.5
4th Down: Made/Att	9/20	9/17
4th Down Pct.	45.0	52.9
POSSESSION AVG.	30:13	29:47
TOTAL NET YARDS	5297	5053
Avg. Per Game	331.1	315.8
TOTAL PLAYS	1023	976
Avg. Per Play	5.2	5.2
NET YARDS RUSHING	2498	1997
Avg. Per Game	156.1	124.8
Total Rushes	525	450
NET YARDS PASSING	2799	3056
Avg. Per Game	174.9	191
Sacked/Yards Lost	33/271	31/193
Gross Yards	3070	3249
Att./Completions	465/264	495/305
Completion Pct.	56.8	61.6
Had Intercepted	20	22
PUNTS/AVERAGE	77/43.5	74/44.8
Net Punting Avg.	77/36.6	74/38.2
PENALTIES/YARDS	88/698	82/632
FUMBLES/BALL LOST	23/11	28/15
TOUCHDOWNS	35	36
Rushing	18	15
Passing	16	14
Returns	1	7

RUSHING

	No	Yds	Avg	Long	TD
Stewart	221	1133	5.1	67	10
D. Williams	216	1117	5.2	77	7
Sutton	12	68	5.7	20	0
Delhomme	17	60	3.5	11	0
Hoover	20	52	2.6	18	1
Goodson	22	49	2.2	11	0
S. Smith	5	22	4.4	17	0
M. Moore	12	-3	-3	5	0
TEAM	525	2498	4.8	77	18
OPPONENTS	450	1997	4.4	46	15

RECEIVING

	No	Yds	Avg	Long	TD
S. Smith	65	982	15.1	66	7
Muhammad	53	581	11.0	27	1
D. Williams	29	252	8.7	30	0
Rosario	26	313	12.0	26	2
King	25	200	8.0	32	3
Stewart	18	139	7.7	19	1
Jarrett	17	196	11.5	30	1
Barnidge	12	242	20.2	55	0
Sutton	6	62	10.3	13	0
K. Moore	6	59	9.8	22	0
Hoover	4	23	5.8	12	1
Goodson	2	15	7.5	13	0
C. Martin	1	6	6.0	6	0
TEAM	264	3070	11.6	66	16
OPPONENTS	305	3249	10.7	63	14

INTERCEPTIONS

	No	Yds	Avg	Long	TD
Gamble	4	55	13.8	41	0
Marshall	4	47	11.8	28	0
Beason	3	46	15.3	18	0
S. Martin	3	35	11.7	23	0
C. Harris	3	3	1.0	3	0
T. Davis	2	24	12.0	24	0
Peppers	2	13	6.5	13	1
Godfrey	1	12	12.0	12	0
TEAM	22	235	10.7	41	1
OPPONENTS	20	339	17.0	67	3

PUNTING

	No	Yds	Avg	Net	TB	I20	Lg	B
Baker	76	3352	44.1	36.6	4	22	61	1
TEAM	77	3352	43.5	36.6	4	22	61	1
OPPONENTS	74	3312	44.8	38.2	10	30	70	0

KICKOFF RET.

	No	Yds	Avg	Long	TD
Goodson	17	352	20.7	33	0
Sutton	14	302	21.6	32	0
K. Moore	10	219	21.9	55	0
King	3	37	12.3	14	0
Rosario	2	41	20.5	22	0
Stewart	2	17	8.5	17	0
Barnidge	1	16	16.0	16	0
Mummerlyn	1	15	15.0	15	0
Schwartz	1	16	16.0	16	0
TEAM	51	1015	19.9	55	0
OPPONENTS	51	1267	24.8	97	1

DEFENSE

	TOT	S	A	QP	FF	FR	PD
Beason	169	125	44	5	1	2	5
Marshall	81	63	18	-	2	2	6
Anderson	72	39	33	5	-	1	2
Davis	71	54	17	6	-	-	3
Harris	71	44	27	2	2	1	5
Gamble	70	56	14	-	-	-	9
Lewis	65	35	30	21	-	1	1
Brayton	62	39	23	14	1	1	1
Peppers	55	35	20	35	5	1	4
Godfrey	50	34	16	-	4	-	4
Diggs	46	32	14	3	1	-	1
Mummerlyn	43	35	8	-	1	1	2
Thomas	39	20	19	3	-	1	1
Hayden	31	16	15	1	-	-	-
Johnson	29	18	11	1	-	-	-
Johnson	28	18	10	12	3	-	6
Brown	25	15	10	16	2	-	2
Martin	20	15	5	-	-	-	2
Connor	19	10	9	1	-	1	-
Teal	15	12	3	-	-	1	-
Tyler	13	6	7	1	-	-	-
Leonard	11	5	6	-	-	-	-
Wilson	7	6	1	-	-	-	2
Wesley	6	5	1	1	-	-	4
Harris	2	0	2	-	-	-	-
Burton	1	0	1	1	-	-	-
Taylor	1	0	1	-	-	-	-

SACKS

Player.....	TOTAL	Anderson.....	1
Peppers.....	10.5	Hayden.....	1
Brayton.....	5	Leonard.....	1
C. Johnson.....	4	Wesley.....	1
Beason.....	3	D. Lewis.....	0.5
Brown.....	2.5	TEAM.....	31
T. Davis.....	1.5	OPPONENTS.....	33

F.GOALS

	1-19	20-29	30-39	40-49	50+
Kasay	0/0	7/7	9/10	5/6	1/4
TEAM	0/0	7/7	9/10	5/6	1/4
OPPONENTS	1/1	7/7	4/7	7/11	0/1

Kasay: (22G)(38G,50G)(0)(43G)(52B)(43N,39N)(35G,31G)(32G,25G)(51B)(29G,33G,48G)(40G,28G)(23G,40G,23G)(53N,36G)(0)(38G,27G)(41G,39G,37G)
OPP: (49G,51B)(0)(40N,24G,19G)(38G)(43N)(29G,22G)(0)(23G,25G,40G)(35G,24G,34N)(37G)(48N,47G)(21G,46G,36N,42N)(48G,47G)(39N)(40G)(35G)

PANTHERS USUAL STARTERS

WR 89 Smith (16)	LE 90 Peppers (14)
LT 69 Gross (9)	LT 75 Thomas (12)
LG 70 Wharton (9)	RT 92 Lewis (16)
C 67 Kalil (16)	RE 96 Brayton (16)
RG 68 Vincent (16)	SLB 53 Diggs (11)
RT 79 Otah (13)	MLB 52 Beason (16)
TE 47 King (15)	WLB 58 Davis (7)
WR 87 Muhammad (13)	LCB 20 Gamble (16)
QB 17 Delhomme (11)	RCB 31 Marshall (16)
FB 45 Hoover (4)	SS 43 Harris (13)
RB 34 D. Williams (13)	FS 30 Godfrey (11)

SCORE BY PERIODS

	1	2	3	4	OT	TOT
TEAM	68	109	43	95	0	315
OPPONENTS	48	102	72	86	0	308

PASSING

	Att	Cmp	Yds	Cmp%	Yd/Att	TD	TD%	Int	Int%	Lg	TK/LS	Rate
Delhomme	321	178	2015	55.5	6.28	8	2.5	18	5.6	52	23/187	59.4
M. Moore	138	85	1053	61.6	7.63	8	5.8	2	1.4	66	9/78	98.5
McCown	6	1	2	16.7	0.33	0	0.0	0	0.0	2	1/6	39.6
TEAM	465	264	3070	56.8	6.60	16	3.4	20	4.3	66	33/271	70.5
OPPONENTS	495	305	3249	61.6	6.56	14	2.8	22	4.4	63	31/193	71.7

2010 REGULAR SEASON STATISTICS

WON 2, LOST 14

HEAD COACH JOHN FOX			4th NFC SOUTH
09/12	L	18-31	at New York Giants 77,245
09/19	L	7-20	TAMPA BAY 72,577
09/26	L	7-20	CINCINNATI 72,887
10/03	L	14-16	at New Orleans 70,016
10/10	L	6-23	CHICAGO 73,464
10/24	W	23-20	SAN FRANCISCO 72,741
10/31	L	10-20	at St. Louis 52,281
11/07	L	3-34	NEW ORLEANS 73,191
11/14	L	16-31	at Tampa Bay 44,264
11/21	L	13-37	BALTIMORE 73,021
11/28	L	23-24	at Cleveland 64,463
12/05	L	14-31	at Seattle 66,577
12/12	L	10-31	ATLANTA 71,235
12/19	W	19-12	ARIZONA 71,849
12/23	L	3-27	at Pittsburgh 61,748
01/02	L	10-31	at Atlanta 67,349

STATISTIC

TOTAL FIRST DOWNS

Rushing	78
Passing	125
Penalty	22
3rd Down: Made/Att	69/227
3rd Down Pct.	30.4
4th Down: Made/Att	10/23
4th Down Pct.	43.5

POSSESSION AVG.

TOTAL NET YARDS	4135
Avg. Per Game	258.4
Total Plays	962
Avg. Per Play	4.3

NET YARDS RUSHING

1846	1981
Avg. Per Game	115.4
Total Rushes	428

NET YARDS PASSING

2289	3393
Avg. Per Game	143.1
Sacked/Yards Lost	50/346
Gross Yards	2635
Att./Completions	484/256
Completion Pct.	52.9
Had Intercepted	21

PUNTS/AVERAGE

95/43.1	76/43.5
Net Punting Avg.	36.5

PENALTIES/YARDS

106/918	90/765
FUMBLES/BALL LOST	31/16

TOUCHDOWNS

17	46
Rushing	7
Passing	9
Returns	1

RUSHING

	No	Yds	Avg	Long	TD
Stewart	178	770	4.3	48	2
Goodson	103	452	4.4	45	3
D. Williams	87	361	4.1	39t	1
Sutton	13	71	5.5	32	0
LaFell	1	60	60.0	60	0
Clausen	23	57	2.5	11	0
Moore	5	25	5.0	8	0
Fiammetta	7	22	3.1	11	0
Smith	1	9	9.0	9	0
Edwards	1	7	7.0	7	0
Vaughan	3	7	2.3	6	1
Senn	1	5	5.0	5	0
Gettis	3	2	0.7	19	0
Baker	1	0	0.0	0	0
Rosario	1	-2	-2.0	-2	0
TEAM	428	1846	4.3	60t	7
OPPONENTS	573	1981	3.9	68t	20

RECEIVING

	No	Yds	Avg	Long	TD
S. Smith	46	554	12.0	39	2
Goodson	40	310	7.8	32	0
LaFell	38	468	12.3	44	1
Gettis	37	508	13.7	88t	3
Rosario	32	264	8.3	26	0
King	19	121	6.4	16t	2
Sutton	12	70	5.8	14	0
D. Williams	11	61	5.5	14	0
Stewart	8	103	12.9	55t	1
Clowney	6	102	17.0	31	0
Fiammetta	5	34	6.8	11	0
Jarrett	2	40	20.0	21	0
TEAM	256	2635	10.3	88t	9
OPPONENTS	326	3617	11.1	56t	19

INTERCEPTIONS

	No	Yds	Avg	Long	TD
Godfrey	5	112	22.4	38	0
Marshall	3	91	30.3	66	0
Munnerlyn	3	37	12.3	37t	1
S. Martin	1	34	34.0	34	0
Beason	1	7	7.0	7	0
E. Johnson	1	5	5.0	5	0
Anderson	1	1	1.0	1	0
E. Brown	1	0	0.0	0	0
Pugh	1	-2	-2.0	-2	0
TEAM	17	285	16.8	66	1
OPPONENTS	21	270	12.9	34	5

PUNTING

	No	Yds	Avg	Net	TB	I20	Lg	B
Goodson	95	4097	43.1	36.5	7	22	60	0
Baker	95	4097	43.1	36.5	7	22	60	0
TEAM	95	4097	43.1	36.5	7	22	60	0
OPPONENTS	75	3309	43.5	36.5	8	26	63	1

KICKOFF RET.

	No	Yds	Avg	Long	TD
Goodson	48	1048	21.8	46	0
Pugh	9	218	24.2	32	0
Gettis	8	145	18.1	28	0
Thomas	3	63	21.0	26	0
Munnerlyn	2	87	43.5	64	0
Sutton	2	30	15.0	18	0
Norwood	1	17	17.0	17	0
King	1	11	11.0	11	0
TEAM	74	1619	21.9	64	0
OPPONENTS	45	1064	23.6	84	0

DEFENSE

	TOT	S	A	OP	FF	FR	PD
Beason	162	102	60	2	1	-	8
Anderson	154	95	59	10	2	3	3
Godfrey	104	71	33	4	-	-	4
Marshall	91	75	16	1	1	1	5
S. Martin	90	57	33	3	2	1	5
C. Johnson	73	57	16	27	1	-	3
Landri	63	32	31	6	-	1	1
Connor	60	34	26	4	-	-	1
Hayden	51	23	28	2	-	-	1
Munnerlyn	47	41	6	-	1	-	10
Gamble	42	30	12	-	-	-	8
E. Brown	34	21	13	8	1	-	-
Harris	34	18	16	1	-	1	-
Brayton	33	22	11	14	-	2	2
Hardy	29	17	12	9	2	-	2
E. Johnson	27	13	14	2	-	-	1
Neblett	18	8	10	1	-	-	-
Jas. Williams	15	11	4	1	1	1	2
Pugh	12	6	7	1	-	-	2
Senn	8	4	4	-	-	-	-
Wilson	8	5	3	-	-	1	1
McClain	7	6	1	-	-	-	1
Norwood	6	1	5	-	1	-	-
Irvin	5	3	2	-	-	-	-
Hudson	4	3	1	-	-	-	2
Leonard	3	2	1	-	-	-	-

SACKS

	TOTAL	Beason
Player	11.5	Connor
C. Johnson	11.5	Hayden
Anderson	3.5	Marshall
E. Brown	3.5	Norwood
Hardy	3	TEAM
Landri	3	OPPONENTS
Harris	1.5	

F.GOALS

	1-19	20-29	30-39	40-49	50+
Kasay	0/0	9/9	2/2	11/14	3/4
TEAM	0/0	9/9	2/2	11/14	3/4
OPPONENTS	0/0	9/9	13/13	5/7	2/3

Kasay: (21G, 52G, 43G) () () () (24G, 51N, 53G), (47G, 55G), 37G) (44G) (20G, 40N) (46G, 28G, 48G), (45G, 40G) (43G, 42G, 46N, 43G, 42N) () (36G) (28G, 29G, 24G, 43G) (27G) (23G)

OPP: (32G) (24G, 33G) (33G, 50G) (32G, 32G, 25G) (28G, 53G, 43G) (24G, 38G) (51N, 33G, 41G) (31G, 36G) (32G) (22G, 33G, 49G) (41G) (24G, 47N) (39G) (23G, 30G) (25G, 29G, 41N) (47G)

PANTHERS USUAL STARTERS

WR 89 Smith (14)	LE 96 Brayton (14)
LT 69 Gross (16)	LT 98 Hayden (10)
LG 70 Wharton (9)	RT 61 Landri (16)
C 67 Kaili (16)	RE 95 Johnson (16)
RG 74 Schwartz (11)	SLB 50 Anderson (15)
RT 65 G. Williams (11)	MLB 55 Connor (8)
TE 47 King (16)	52 Beason (8)
WR 12 Gettis (13)	WLB 52 Beason (8)
QB 2 Clausen (10)	LCB 20 Gamble (10)
FB 42 Fiammetta (9)	RCB 31 Marshall (16)
RB 28 Stewart (7)	SS 30 Godfrey (16)
	FS 23 Martin (15)

SCORE BY PERIODS

	1	2	3	4	OT	TOT
TEAM	35	67	52	42	0	196
OPPONENTS	114	111	74	109	0	408

PASSING

	Att	Cmp	Yds	Cmp%	Yd/Att	TD	TD%	Int	Int%	Lg	TK/LS	Rate
Clausen	299	157	1558	52.5	5.21	3	1.0	9	3.0	55t	33/223	58.4
Moore	143	79	857	55.2	5.99	5	3.5	10	7.0	39	13/90	55.6
St. Pierre	28	13	173	46.4	6.18	1	3.6	2	7.1	88t	3/23	48.6
Pike	12	6	47	50.0	3.92	0	0.0	0	0.0	22	1/10	60.1
Edwards	1	1	0	100.0	0.00	0	0.0	0	0.0	0	0/0	79.2
LaFell	1	0	0	0.0	0.00	0	0.0	0	0.0	0	0/0	39.6
TEAM	484	256	2635	52.9	5.44	9	1.9	21	4.3	88t	50/346	57.0
OPPONENTS	526	326	3617	62.0	6.88	19	3.6	17	3.2	56t	31/224	81.0

2011 REGULAR SEASON STATISTICS

WON 6, LOST 10

HEAD COACH RON RIVERA		
09/11	L	21-28 at Arizona
09/18	L	23-30 GREEN BAY
09/25	W	16-10 JACKSONVILLE
10/02	L	29-34 at Chicago
10/09	L	27-30 NEW ORLEANS
10/16	L	17-31 at Atlanta
10/23	W	33-20 WASHINGTON
10/30	L	21-24 MINNESOTA
11/03	L	3-30 TENNESSEE
11/20	L	35-49 at Detroit
11/27	W	27-19 at Indianapolis
12/04	W	38-19 at Tampa Bay
12/11	L	23-31 ATLANTA
12/18	W	28-13 at Houston
12/24	W	48-16 TAMPA BAY
01/01	L	17-45 at New Orleans

3rd NFC SOUTH

60,627
73,167
71,704
62,135
72,679
69,047
73,245
72,095
72,409
63,633
63,928
56,270
72,680
71,540
70,363
73,065

RUSHING

D. Williams	155	836	5.4	74t	7
Stewart	142	761	5.4	32	4
Newton	126	706	5.6	49t	14
S. Smith	6	56	9.3	23	0
Vaughan	7	24	3.4	9	0
Brockel	3	12	4.0	7t	1
Felton	3	10	3.3	4	0
A. Edwards	1	5	5.0	5	0
D. Anderson	2	-2	-1.0	-1	0
TEAM	445	2408	5.4	74t	26
OPPONENTS	451	2093	4.6	46	18

RECEIVING

S. Smith	79	1394	17.6	77t	7
Stewart	47	413	8.8	26	1
Olsen	45	540	12.0	44t	5
Naanee	44	467	10.6	28	1
Shockey	37	455	12.3	29	4
LaFell	36	613	17.0	91t	3
D. Williams	16	135	8.4	32	0
Brockel	3	13	4.3	5	0
Felton	2	24	12.0	17	0
Newton	1	27	27.0	27	0
Ajiroututu	1	4	4.0	4	0
Goodson	1	4	4.0	4	0
TEAM	312	4089	13.1	91t	21
OPPONENTS	318	4119	13.0	84t	28

INTERCEPTIONS

Gamble	3	43	14.3	24	0
Martin	3	16	5.3	15	0
Godfrey	2	30	15.0	21	0
J. Anderson	2	5	2.5	5	0
Stanford	1	53	53.0	53	0
Senn	1	21	21.0	21	0
Nelson	1	20	20.0	20	0
Keiser	1	9	9.0	9	0
TEAM	14	197	14.1	53	0
OPPONENTS	17	229	13.5	49	1

PUNTING

Baker	66	2819	42.7	34.1	5	19	56	0
TEAM	66	2819	42.7	34.1	5	19	56	0
OPPONENTS	52	2248	43.2	37.9	5	15	64	0

KICKOFF RET.

Pilares	
Goodson	
A. Edwards	
Pugh	
Brockel	
TEAM	
OPPONENTS	

PUNT RET.

A. Edwards						
TEAM						
OPPONENTS						

PASSING

Att	Cmp	Yds	Cmp%	Yd/Att	TD	TD%	Int	Int%	Lg	TK/LS	Rate
517	310	4051	60.0	7.84	21	4.1	17	3.3	91t	35/260	84.5
A. Edwards	1	1	11	100.0	11.00	0	0.0	0	0.0	11	112.5
Naanee	1	1	27	100.0	27.00	0	0.0	0	0.0	27	0.0
TEAM	519	312	4089	60.1	7.88	21	4.0	17	3.3	91t	85/260
OPPONENTS	490	318	4119	64.9	8.41	28	5.7	14	2.9	84t	98.3

DEFENSE

TOT	S	A	QP	FF	FR	PD
174	105	69	1	-	3	7
Godfrey	100	63	37	-	1	-
Connor	87	53	34	-	1	-
Senn	73	52	21	1	2	-
Martin	62	39	23	1	-	-
Munnenlyn	55	36	19	1	1	7
Gamble	51	37	14	-	-	-
Hardy	50	38	12	17	2	-
Johnson	39	25	14	14	1	-
Gaither	36	24	12	-	-	-
Butler	29	26	3	-	-	-
Applewhite	21	17	4	4	1	-
Neblett	21	15	6	-	-	-
J. Williams	21	13	8	-	1	-
McClain	20	14	6	4	-	-
Stanford	20	10	10	-	-	-
Davis	17	8	9	2	-	-
Pugh	16	12	4	-	-	-
Fua	15	11	4	1	-	-
Fields	11	6	5	1	-	-
Kearse	11	9	2	-	-	-
Nelson	11	8	3	-	-	-
T. Williams	11	5	6	-	-	-
Keiser	9	8	1	1	-	-
Norwood	7	5	2	1	-	-
Pressley	5	3	2	-	-	-
Hogan	4	1	3	-	-	-
Nwagbue	4	2	2	-	-	-
Shirley	4	2	2	3	1	-
Beason	3	3	0	-	-	-
Phillips	3	2	1	-	-	-
Hines	1	1	0	-	-	-
Selvie	1	1	0	1	-	-

SACKS

Player	TOTAL	J. Anderson
Johnson	9.0	Gaither
Hardy	4.0	Godfrey
Keiser	4.0	McClain
Neblett	2.5	Kearse
Shirley	2.5	TEAM
Applewhite	2.0	OPPONENTS
Munnenlyn	2.0	

FIELD GOALS

Mare	1-19	20-29	30-39	40-49	50+
TEAM	1/1	7/7	6/9	8/9	0/2
OPPONENTS	1/1	5/5	10/11	9/12	2/2

Mare: () (20G, 33G, 21G) (35G, 32G) (29G, 39G, 34B, 38G, 52N) () (42G) (20G, 45G, 45G, 40G) (31N) (50N, 29G) (27G, 31G) (40G, 45B, 41G) (43G) (36N) () (21G, 19G) (41G)
OPP: (36N) (37G, 19G, 34G) (53G) (20G, 24G) (23G, 46G, 37G) (24G) (31G, 49G) (45N, 31G) (38G, 36G, 49G) () (43G, 31G) (50G, 47G, 46G, 44G) (30G, 46N) (49N, 26G, 34G) (42G) (43G)

PANTHERS USUAL STARTERS

WR	89	Smith (16)	DE	76	Hardy (16)
TE	80	Shockey (13)	DT	97	McClain (12)
LT	69	Gross (15)	NT	94	Fua (11)
LG	70	Wharton (15)	DE	95	Johnson (15)
C	67	Kalil (16)	SLB	50	Anderson (14)
RG	63	Hangartner (16)	MLB	55	Connor (11)
RT	77	Bell (12)	WLB	57	Senn (6)
TE	88	Olsen (13)	CB	20	Gamble (16)
WR	17	Naanee (10)	CB	41	Munnenlyn (14)
QB	1	Newton (16)	SS	30	Godfrey (14)
RB	34	D. Williams (14)	FS	23	Martin (16)

2012 REGULAR SEASON STATISTICS

TOT S A QP FF FR PD

[illegible]

R. Edwards..... 1.0

TOTAL FIRST DOWNS		328	326	Stewart		17	157	9.2	30	1	Neblett	11	8	3	2	-	-	-
Rushing		123	98	D. Williams		13	187	14.4	53	2	Kearse	8	6	2	-	-	-	-
Passing		171	196	Barnidge		6	78	13.0	24	1	Applewhite	6	5	1	2	-	-	-
Penalty		34	32	A. Edwards		5	121	24.2	82	0	Chandler	5	4	1	3	-	-	-
3rd Down: Made/Att		88/204	73/202	Pilares		2	42	21.0	36	1	Addison	4	4	0	2	1	-	-
3rd Down Pct.		43.1	36.1	Hartsock		2	30	15.0	25	0	Jones	3	2	1	-	-	-	-
4th Down: Made/Att		3/9	10/19	Joe Adams		1	7	7.0	7	0	Keiser	2	1	1	1	-	-	-
4th Down Pct.		33.3	52.6	Newton		0	6	---	6	0	SACKS		R. Edwards.....1.0					
POSSESSION AVG.		29:43	30:17	Gross		0	1	---	1	0	Player.....TOTAL		Kearse.....1.0					
TOTAL NET YARDS		5771	5329	TEAM		284	3927	13.8	82	19	Johnson.....12.5		Kuechly.....1.0					
Avg. Per Game		360.7	333.1	OPPONENTS		371	3852	10.4	60	11	Hardy.....11.0		(group).....1.0					
Total Plays		988	1010								D. Edwards.....6.0		Keiser.....0.5					
Avg. Per Play		5.8	5.3	INTERCEPTIONS		No	Yds	Avg	Long	TD	Alexander.....2.5		Neblett.....0.5					
NET YARDS RUSHING		2088	1761	Munnerylin		2	107	53.5	74	2	Addison.....1.0		TEAM.....39.0					
Avg. Per Game		130.5	110.1	Nakamura		2	39	19.5	21	0	Aoollewhite.....1.0		OPPONENTS.....36.0					

1-19 20-29 30-39 40-49 50+

Gano	0/0	3/3	3/3	2/3	1/2
Medlock	0/0	2/2	3/3	2/4	0/1
TEAM	0/0	5/5	6/6	4/7	1/3
OPPONENTS	1/1	8/8	8/9	13/14	5/5

Gano: () () () () () () () () () (23G) () (24G,
41G, 31G) (33G) (48N, 51G) (20G, 54G, 31G, 42G)
Medlock: (21G) () () () (32G) () (34G, 31G, 22G,
43G, 45G) (50B) (43N) (40N) () () () () ()
OPP: (36G, 20G, 40G) (22G, 53G) (47G, 49G, 30G,
36G, 27G) (41G, 33G, 40G) (22G, 36G, 44G) (19G,
49G, 28G, 38G) (33N, 41G) (47G, 25G) (53G, 43N,
27G) (51G, 40G) (26G, 41G, 45G) (42G, 52G) () ()
(21G, 31G) (53G)

WR 89 Smith (16) DE 76 Hardy (10)

WR	89	Smith (16)	DE	76	Hardy (10)
LT	69	Gross (16)	DT	92	D. Edwards (14)
LG	66	Sitalolu (15)	DT	96	R. Edwards (11)
C	63	Hangartner (8)	DE	95	Johnson (16)
RG	65	G. Williams (7)	OLB	50	Anderson (12)
RT	77	Bell (14)	MLB	59	Kuechly (12)
TE	88	Olsen (16)	OLB	58	Davis (12)
WR	11	LaFell (12)	CB	41	Munyerlin (11)
QB	1	Newton (16)	CB	24	Norman (12)
RB	35	Tolbert (5)	SS	30	Godfrey (12)
FB	34	D. Williams (10)	FS	43	Nakamura (13)

	1	2	3	4	OT	TOT
--	---	---	---	---	----	-----

TEAM	97	91	76	93	0	357
OPPONENTS	80	81	68	128	0	363

 TD | Ru | Pa | Rt | PAT | EG | 2 | S | PT |

Newton	8	8	0	0			0	0	48
Gano	0	0	0	0	20/21	9/11	0	0	47
Medlock	0	0	0	0	23/23	7/10	0	0	44
Tolbert	7	7	0	0			0	0	42
D. Williams	7	5	2	0			0	0	42
Olsen	5	0	5	0			0	0	30
LaFell	4	0	4	0			0	0	24
S. Smith	4	0	4	0			0	0	24
Munnerlyn	2	0	0	2			0	0	12
Murphy	2	0	1	1			0	0	12
Stewart	2	1	1	0			0	0	12
Barnidge	1	0	1	0			0	0	6
Godfrey	1	0	1	0			0	0	6
Pilares	1	0	1	0			0	0	6
Onatolu	0	0	0	0			1	2	
TEAM	44	21	19	4	43/44	16/21	0	1	357
OPPONENTS	31	17	22	4	32/32	35/37	1	1	363

Att	TD	TD%	Int	Int%	Ig	TK/IS	Rate
-----	----	-----	-----	------	----	-------	------

Newton	485	280	3869	57.7	7.98	19	3.9	12	2.5	82	36/244	86.2
D. Anderson	4	4	58	100.0	14.50	0	0.0	0	0.0	23	0/0	118.8
A. Edwards	1	0	0	0.0	0.00	0	0.0	0	0.0	---	0/0	39.6
TEAM	490	284	3927	58.0	8.01	19	3.9	12	2.4	82	36/244	86.5
OPPONENTS	555	371	3852	66.8	6.94	22	4.0	11	2.0	60t	39/284	91.7

2013 REGULAR SEASON STATISTICS

WON 12, LOST 4

HEAD COACH RON RIVERA				1st NFC SOUTH
09/08	L	7-12	SEATTLE	73,294
09/15	L	23-24	at Buffalo	67,819
09/22	W	38-0	NEW YORK GIANTS	73,748
10/06	L	6-22	at Arizona	60,426
10/13	W	35-10	at Minnesota	63,963
10/20	W	30-15	ST. LOUIS	72,686
10/24	W	31-13	at Tampa Bay	59,073
11/03	W	34-10	ATLANTA	73,720
11/10	W	10-9	at San Francisco	69,732
11/18	W	24-20	NEW ENGLAND	74,225
11/24	W	20-16	at Miami	60,156
12/01	W	27-6	TAMPA BAY	72,795
12/08	L	13-31	at New Orleans	73,089
12/15	W	30-20	NEW YORK JETS	73,251
12/22	W	17-13	NEW ORLEANS	73,825
12/29	W	21-20	at Atlanta	70,427

NFC DIVISIONAL PLAYOFF

01/12	L	10-23	SAN FRANCISCO	73,784
-------	---	-------	---------------	--------

STATISTIC

	CAR.	OPP.
TOTAL FIRST DOWNS	319	278
Rushing	122	70
Passing	169	178
Penalty	28	30
3rd Down: Made/Att	91/208	76/212
3rd Down Pct.	43.8	35.8
4th Down: Made/Att	10/13	3/11
4th Down Pct.	76.9	27.3
POSSESSION AVG.	31:54	28:06
TOTAL NET YARDS	5069	4820
Avg. Per Game	316.8	301.3
Total Plays	999	975
Avg. Per Play	5.1	4.9
NET YARDS RUSHING	2026	1391
Avg. Per Game	126.6	86.9
Total Rushes	483	352
NET YARDS PASSING	3043	3429
Avg. Per Game	190.2	214.3
Sacked/Yards Lost	43/336	60/242
Gross Yards	3379	3853
Att./Completions	473/292	563/375
Completion Pct.	61.7	66.6
Had Intercepted	13	20
PUNTS/AVERAGE	70/47.8	73/45.5
Net Punting Avg.	70/41.6	73/40.6
PENALTIES/YARDS	80/671	84/753
FUMBLES/BALL LOST	12/6	17/10
TOUCHDOWNS	42	21
Rushing	14	4
Passing	24	17
Returns	4	0

SCORING

	TD	Ru	Pa	Rt	PAT	FG	2 S	PT
Gano	0	0	0	0	42/42	24/27	0	0 114
Tolbert	7	5	2	0			0	0 42
Newton	6	6	0	0			0	0 36
Olsen	6	0	6	0			0	0 36
Ginn	5	0	5	0			0	0 30
LaFell	5	0	5	0			0	0 30
S. Smith	4	0	4	0			0	0 24
D. Williams	4	3	1	0			0	0 24
Munnerlyn	2	0	2	0			0	0 12
Florence	1	0	0	1			0	0 6
Hixon	1	0	1	0			0	0 6
White	1	0	0	1			0	0 6
TEAM	42	14	24	4	42/42	24/27	0	0 366
OPPONENTS	21	4	17	0	19/19	30/34	1	2 241

SCORE BY PERIODS

	1	2	3	4	OT	TOT
TEAM	64	115	86	101	0	366
OPPONENTS	31	79	54	77	0	241

RUSHING

	No	Yds	Avg	Long	TD
D. Williams	201	843	4.2	43t	3
Newton	111	585	5.3	56	6
Tolbert	101	361	3.6	22	5
Stewart	48	180	3.8	16	0
Ginn	4	29	7.3	14	0
LaFell	2	15	7.5	9	0
Barner	6	7	1.2	2	0
A. Smith	4	5	1.3	5	0
Brockel	1	1	1.0	1	0
Anderson	5	0	0.0	2	0
TEAM	483	2026	4.2	56	14
OPPONENTS	352	1391	4.0	46	4

RECEIVING

	No	Yds	Avg	Long	TD
Olsen	73	816	11.2	31	6
S. Smith	64	745	11.6	44	4
LaFell	49	627	12.8	79t	5
Ginn	36	556	15.4	47t	5
Tolbert	27	184	6.8	18	2
D. Williams	26	333	12.8	72t	1
Hixon	7	55	7.9	14t	1
Stewart	7	44	6.3	16	0
Barner	2	7	3.5	5	0
Brockel	1	12	12.0	12	0
TEAM	292	3379	11.6	79t	24
OPPONENTS	375	3853	10.3	73	17

INTERCEPTIONS

	No	Yds	Avg	Long	TD
Mitchell	4	63	15.8	38	0
Kuechly	4	33	8.3	30	0
Lester	3	5	1.7	5	0
Munnerlyn	2	86	43.0	45t	2
Florence	2	40	20.0	38t	1
White	2	9	4.5	8t	1
Davis	2	-2	-1.0	0	0
Thomas	1	0	0.0	0	0
TEAM	20	234	11.7	45t	4
OPPONENTS	13	204	15.7	43	0

PUNTING

	No	Yds	Avg	Net	TB	I20	Lg	B
Nortman	70	3344	47.8	41.6	5	25	72	0
TEAM	70	3344	47.8	41.6	5	25	72	0
OPPONENTS	73	3321	45.5	40.6	2	19	69	1

KICKOFF RET.

	No	Yds	Avg	Long	TD
Ginn	25	595	23.8	38	0
Barner	2	17	8.5	17	0
Blackburn	1	0	0.0	0	0
TEAM	28	612	21.9	38	0
OPPONENTS	18	407	22.6	34	0

PUNT RET.

	Ret	FC	Yds	Avg	Long	TD
Ginn	26	26	316	12.2	41	0
Brockel	1	0	0	0.0	0	0
Florence	1	0	0	0.0	0	0
LaFell	1	0	0	0.0	0	0
Thomas	1	0	0	0.0	0	0
TEAM	30	26	316	10.5	41	0
OPPONENTS	36	13	335	9.3	23	0

PASSING

	Att	Cmp	Yds	Cmp%	Yd/Att	TD	TD%	Int	Int%	Lg	TK/L	Rate
TEAM	473	292	3379	61.7	7.14	24	5.1	13	2.7	79t	43/336	88.8
OPPONENTS	563	375	3853	66.6	6.84	17	3.0	20	3.6	73	60/424	81.4

DEFENSE

	TOT	S	A	QP	FF	FR	PD
Kuechly	176	115	61	2	-	-	5
Davis	151	111	40	7	1	-	8
Munnerlyn	86	60	26	3	1	1	13
Mitchell	74	53	21	1	2	-	5
Hardy	67	51	16	38	1	-	1
Mikell	62	41	21	2	2	1	4
Lotulelei	47	35	12	11	-	-	-
White	45	39	6	-	1	-	4
Johnson	33	24	9	21	1	1	-
Short	33	23	12	21	1	1	-
Blackburn	28	20	8	1	-	-	-
Thomas	28	22	6	-	-	-	2
Florence	26	22	4	-	-	-	4
Klein	24	16	8	-	-	-	-
Lester	21	15	6	-	-	1	4
D. Edwards	20	13	7	15	-	2	-
Cole	19	13	6	3	-	-	-
Addison	14	8	6	15	1	1	-
Beason	10	10	0	-	-	-	-
Alexander	12	9	3	5	-	1	2
Godfrey	9	8	1	-	-	-	2
Horton	8	7	1	1	-	-	-
Moore	5	3	2	-	-	-	-
Norman	5	5	0	-	-	-	-
Dockery	3	3	0	-	-	-	1
Jones	1	1	0	-	-	-	-
Senn	1	0	1	-	-	-	-
Fua	0	0	0	1	-	-	-

SACKS

Player.....	TOTAL.....	Kuechly.....	2.0
Hardy.....	15.0	Short.....	1.5
Johnson.....	11.0	Alexander.....	1.0
Davis.....	4.0	Cole.....	1.0
Mitchell.....	3.5	Godfrey.....	1.0
Munnerlyn.....	3.5	(GROUP).....	1.0
D. Edwards.....	3.0	TEAM.....	60.0
Lotulelei.....	3.0	OPPONENTS.....	43.0
Mikell.....	3.0		
Addison.....	2.5		
Horton.....	2.0		
Klein.....	2.0		

FIELD GOALS

	1-19	20-29	30-39	40-49	50+
Gano	0/0	9/9	4/5	5/7	6/6
TEAM	0/0	9/9	4/5	5/7	6/6
OPPONENTS	1/1	10/10	3/4	11/13	5/6

Gano: () (27G, 25G, 39G) (53G) (22G, 51G) () (37G, 31G, 50G) (29G) (55G, 20G) (48N, 53G) (43G) (35B, 52G, 46G) (23G, 22G) (45G, 24G, 49N) (35G, 22G, 40G) (40G) ()
OPP: (27G, 40G) (42N, 55G, 20G, 48G) (38N) (42G, 50G) (22G) (28G, 42G) (47G, 48G) (28G) (53G, 43G, 25G) (42G, 26G) (32G, 47G, 23G, 53N) (27G, 53G, 48N) (19G) (54G, 33G) (40G, 24G) (42G, 37G)

PANTHERS USUAL STARTERS

WR 89 Smith (15)	DE 95 Johnson (14)
LT 69 Gross (16)	DT 91 Cole (13)
LG 70 Wharton (12)	NT 98 Lotulelei (16)
C 67 Kaili (16)	DE 76 Hardy (13)
RG 75 Scott (7)	SLB 58 Davis (16)
RT 77 Bell (14)	MLB 59 Kuechly (16)
TE 88 Olsen (16)	WLB 93 Blackburn (7)
WR 11 LaFell (16)	LCB 23 White (10)
QB 1 Newton (16)	RCB 41 Munnerlyn (16)
FB 35 Tolbert (13)	SS 27 Mikell (12)
RB 34 D. Williams (15)	FS 21 Mitchell (14)

2014 REGULAR SEASON STATISTICS

WON 7, LOST 8, TIED 1

HEAD COACH RON RIVERA

1st NFC SOUTH

09/07	W	20-14	at Tampa Bay	62,442
09/14	W	24-7	DETROIT	73,586
09/21	L	19-37	PITTSBURGH	73,945
09/28	L	10-38	at Baltimore	71,218
10/05	W	31-24	CHICAGO	73,659
10/12	T	37-37 OT	at Cincinnati	57,053
10/19	L	17-38	at Green Bay	78,106
10/26	L	9-13	SEATTLE	74,042
10/30	L	10-28	NEW ORLEANS	73,663
11/10	L	21-45	at Philadelphia	69,596
11/16	L	17-19	ATLANTA	73,314
11/30	L	13-31	at Minnesota	52,016
12/07	W	41-10	at New Orleans	73,006
12/14	W	19-17	TAMPA BAY	72,842
12/21	W	17-13	CLEVELAND	73,810
12/28	W	34-3	at Atlanta	71,015

NFC WILD CARD PLAYOFF

01/13	W	27-16	ARIZONA	71,849
-------	---	-------	---------	--------

NFC DIVISIONAL PLAYOFF

01/10	L	17-31	at Seattle	68,524
-------	---	-------	------------	--------

STATISTIC

CAR.

OPP.

TOTAL FIRST DOWNS	347	309
Rushing	117	91
Passing	199	193
Penalty	31	25
3rd Down: Made/Att	93/222	89/210
3rd Down Pct.	41.9	42.4
4th Down: Made/Att	6/10	5/11
4th Down Pct.	60.0	45.5
POSSESSION AVG.	31:47	28:13
TOTAL NET YARDS	5547	5437
Avg. Per Game	346.7	339.8
Total Plays	1060	999
Avg. Per Play	5.2	5.4
NET YARDS RUSHING	2036	1792
Avg. Per Game	127.3	112.0
Total Rushes	473	397
NET YARDS PASSING	3511	3645
Avg. Per Game	219.4	227.8
Sacked/Yards Lost	42/317	40/268
Gross Yards	3828	3913
Att./Completions	545/327	562/364
Completion Pct.	60.0	64.8
Had Intercepted	12	14
PUNTS/AVERAGE	74/43.7	72/45.8
Net Punting Avg.	74/36.5	72/40.8
PENALTIES/YARDS	83/756	97/760
FUMBLES/BALL LOST	25/11	28/12
TOUCHDOWNS	36	44
Rushing	10	14
Passing	23	25
Returns	3	5

SCORING

	TD	Ru	Pa	Rt	PAT	FG	2	S	PT
Gano	0	0	0	0	34/34	29/35	0	0	121
Benjamin	9	0	0	0			0	0	54
Olsen	6	0	6	0			0	0	36
Newton	5	5	0	0			0	0	30
Stewart	4	3	1	0			0	0	24
Brown	3	0	2	1			0	0	18
Whittaker	2	1	1	0			0	0	12
Cotchery	1	0	1	0			1	0	8
Avant	1	0	1	0			0	0	6
Bersin	1	0	1	0			0	0	6
Boston	1	0	1	0			0	0	6
Dickson	1	0	1	0			0	0	6
Harper	1	0	1	0			0	0	6
Ogbonnaya	1	1	0	0			0	0	6
TEAM	36	10	23	3	34/34	29/35	1	0	339
OPPONENTS	44	14	25	5	44/44	22/28	0	0	374

SCORE BY PERIODS

	1	2	3	4	OT	TOT
TEAM	66	76	79	115	3	339
OPPONENTS	76	121	71	103	3	374

RUSHING

	No	Yds	Avg	Long	TD
Stewart	175	809	4.6	69t	3
Newton	103	539	5.2	22	5
D. Williams	62	219	3.5	17	0
Whittaker	32	145	4.5	17	1
Brown	8	95	11.9	28	0
Reaves	31	78	2.5	9	0
Tolbert	37	78	2.1	15	0
Ogbonnaya	14	50	3.6	9	1
Anderson	8	24	3.0	8	0
Avant	1	1	1.0	1	0
Poole	1	0	0.0	0	0
Presley	1	-2	-2.0	-2	0
TEAM	473	2036	4.3	69t	10
OPPONENTS	397	1792	4.5	89t	14

RECEIVING

	No	Yds	Avg	Long	TD
Olsen	84	1008	12.0	38	6
Benjamin	73	1008	13.8	51	9
Cotchery	48	580	12.1	47	1
Stewart	25	181	7.2	22	1
Brown	21	296	14.1	47t	2
Avant	21	201	9.6	22	1
Bersin	13	151	11.6	29	2
Tolbert	12	93	7.8	18	0
Dickson	10	115	11.5	34	1
Whittaker	5	60	12.0	26t	1
D. Williams	5	44	8.8	30	0
Reaves	5	31	6.2	16	0
B. Williams	4	44	11.0	16	0
Webb	1	16	16.0	16	0
TEAM	327	3828	11.7	51	23
OPPONENTS	364	3913	10.8	81t	25

INTERCEPTIONS

	No	Yds	Avg	Long	TD
Harper	4	43	10.8	31t	1
Cason	2	81	40.5	80	0
Norman	2	60	30.0	33	0
Boston	1	84	84.0	84t	1
DeCoud	1	35	35.0	35	0
Edwards	1	24	24.0	24	0
White	1	23	23.0	23	0
Benwikere	1	0	0.0	0	0
Kuechly	1	0	0.0	0	0
TEAM	14	350	25.0	84t	2
OPPONENTS	12	158	13.2	34t	1

FIELD GOALS

	1-19	20-29	30-39	40-49	50+
Gano	0/0	7/7	12/13	9/12	1/3
TEAM	0/0	7/7	12/13	9/12	1/3
OPPONENTS	0/0	4/4	8/10	9/12	1/2

Gano: (28G, 48N, 33G) (29G, 53G, 38G) (40G, 40G) (37G) (44G) (39G, 38N, 44G, 36G) (33G) (31G, 26G, 46G) (31G) () (23G, 46N, 63B) (30G, 35G) (37G, 41G) (29G, 49G, 50N, 38G, 45G) (49N, 23G) (21G, 48G) () (49N, 49N) (42G, 24G, 45G) (57N, 30G) (35N, 45G) (44G, 38G, 42G, 36N) (34G) (58G, 29G) () (39G) (34G, 42G, 26G, 44G) (39G) (37G, 42N) (48G) (43G, 31G) (21G)

PASSING

	Att	Cmp	Yds	Cmp%	Yd/Att	TD	TD%	Int	Int%	Lg	TK/LS	Rate
Newton	448	262	3127	58.5	6.98	18	4.0	12	2.7	51	38/300	82.1
Anderson	97	65	701	67.0	7.23	5	5.2	0	0.0	35t	4/17	105.2
TEAM	545	327	3828	60.0	7.02	23	4.2	12	2.2	51	42/317	86.2
OPPONENTS	562	364	3913	64.8	6.96	25	4.4	14	2.5	81t	40/268	89.5

DEFENSE

	TOT	S	A	QP	FF	FR	PD
Kuechly	166	124	42	2	1	1	12
Davis	129	92	37	9	2	-	5
Harper	57	42	15	-	-	-	8
Cason	55	48	7	-	4	1	4
DeCoud	46	28	18	-	-	-	2
Klein	44	37	7	-	-	-	-
Johnson	43	33	10	44	3	1	2
Edwards	39	27	12	15	-	-	1
Benwikere	38	28	10	2	1	2	7
Norman	38	32	6	-	1	1	11
Short	38	28	10	12	1	2	2
White	35	27	8	-	-	-	4
Cole	26	13	13	3	-	1	-
Lotulelei	27	23	4	7	-	-	1
Horton	26	17	9	8	1	-	1
Boston	24	19	5	-	-	-	2
Addison	21	13	8	18	1	2	-
Jones	20	19	1	-	1	-	4
Godfrey	18	14	4	-	-	-	-
Ealy	12	9	3	9	1	-	-
Blackburn	11	8	3	1	-	-	-
Dockery	10	9	1	-	-	-	-
Glanton	10	6	4	-	1	-	-
Hardy	3	3	0	1	1	-	-
Alexander	1	1	0	2	-	-	-
Byndom	1	1	0	-	-	-	-
Jacobs	1	1	0	-	-	-	-
Lester	1	1	0	-	-	-	-
J. Williams	1	1	0	-	-	-	-

PUNTING

	No	Yds	Avg	Net	BT20	Lg	B
Nortman	72	3236	44.9	36.5	5	26	72
TEAM	74	3236	43.7	36.5	5	26	72
OPPONENTS	72	3297	45.8	40.8	6	24	64

KICKOFF RET.

	No	Yds	Avg	Long	TD
Brown	12	273	22.8	35	0
Whittaker	11	262	23.8	46	0
Bersin	7	167	23.9	49	0
B. Williams	3	36	12.0	19	0
Webb	2	53	26.5	27	0
Folkerts	1	12	12.0	12	0
Tolbert	1	2	2.0	2	0
TEAM	37	805	21.8	49	0
OPPONENTS	18	584	32.4	97	0

PUNT RET.

	Ret	FC	Yds	Avg	Long	TD
Brown	16	6	153	9.6	79t	1
Bersin	14	20	86	6.1	18	0
TEAM	30	26	239	8.0	79t	1
OPPONENTS	28	20	435	15.5	65t	1

PANTHERS USUAL STARTERS

WR 82	Cotchery (13)	DE 95	Johnson (16)
LT 77	Bell (15)	DT 99	Short (9)
LG 68	Norwell (8)	NT 98	Lotulelei (13)
C 67	Kalil (16)	DE 96	Horton (15)
RG 70	Turner (9)	SLB 56	Klein (8)
RT 78	Chandler (11)	MLB 59	Kuechly (16)
TE 88	Olsen (16)	WLB 58	Davis (15)
WR 13	Benjamin (15)	LCB 20	Cason (11)
QB 1	Newton (14)	RCB 24	Norman (10)
TE 84	Dickson (10)	SS 41	Harper (16)
RB 28	Stewart (8)	FS 21	DeCoud (11)

2015 REGULAR SEASON STATISTICS

WON 15, LOST 1

HEAD COACH RON RIVERA				1st NFC SOUTH	
09/13	W	20-9	at Jacksonville	60,733	
09/20	W	24-17	HOUSTON	73,254	
09/27	W	27-22	NEW ORLEANS	73,402	
10/04	W	27-23	at Tampa Bay	57,468	
10/18	W	27-23	at Seattle	69,020	
10/25	W	27-16	PHILADELPHIA	74,194	
11/02	W	29-26 OT	INDIANAPOLIS	74,136	
11/08	W	37-29	GREEN BAY	74,461	
11/15	W	27-10	at Tennessee	63,591	
11/22	W	44-16	WASHINGTON	74,418	
11/26	W	33-14	at Dallas	90,909	
12/06	W	41-38	at New Orleans	73,097	
12/13	W	38-0	ATLANTA	74,420	
12/20	W	38-35	at New York Giants	79,436	
12/27	L	13-20	at Atlanta	70,981	
01/03	W	38-10	TAMPA BAY	74,169	

NFC DIVISIONAL PLAYOFF

01/17	W	31-24	SEATTLE	74,287	
NFC CHAMPIONSHIP					
01/24	W	49-15	ARIZONA	74,294	
SUPER BOWL 50					
02/07	L	10-24	vs Denver	71,088	

STATISTIC

STATISTIC	CAR.	OPP.
TOTAL FIRST DOWNS	357	298
Rushing	136	74
Passing	197	198
Penalty	24	26
3rd Down: Made/Att	86/203	86/227
3rd Down Pct.	42.4	37.9
4th Down: Made/Att	6/10	15/26
4th Down Pct.	60.0	57.7
POSSESSION AVG.	31:44	28:16
TOTAL NET YARDS	5871	5167
Avg. Per Game	366.9	322.9
Total Plays	1060	1058
Avg. Per Play	5.5	4.9
NET YARDS RUSHING	2282	1415
Avg. Per Game	142.6	88.4
Total Rushes	526	364
NET YARDS PASSING	3589	3752
Avg. Per Game	224.3	234.5
Sacked/Yards Lost	33/284	44/302
Gross Yards	3873	4054
Att./Completions	501/300	650/390
Completion Pct.	59.9	60.0
Had Intercepted	10	24
PUNTS/AVERAGE	70/45.4	78/46.3
Net Punting Avg.	70/39.8	78/41.1
PENALTIES/YARDS	103/887	99/822
FUMBLES/BALL LOST	12/9	28/15
TOUCHDOWNS	59	35
Rushing	19	11
Passing	35	21
Returns	5	3

SCORING

SCORING	TD	Ru	Pa	Rt	PAT	FG	2 S	PT
Gano	0	0	0	0	56/59	30/36	0	0 146
Ginn	10	0	10	0			0	60
Newton	10	10	0	0			0	60
Olsen	7	0	7	0			0	42
Stewart	7	6	1	0			0	42
Funchess	5	0	5	0			0	30
Brown	4	0	4	0			0	24
Tolbert	4	1	3	0			0	24
Cotchery	3	0	3	0			0	18
Dickson	3	0	2	1			0	18
Norman	2	0	2	0			0	12
Artis-Payne	1	1	0	0			0	6
Coleman	1	0	0	1			0	6
Kuechly	1	0	0	1			0	6
Whittaker	1	1	0	0			0	6
TEAM	59	19	35	5	56/59	30/36	0	500
OPPONENTS	35	11	21	3	28/30	20/26	3	1308

SCORE BY PERIODS

SCORE BY PERIODS	1	2	3	4	OT	TOT
TEAM	99	167	130	98	6	500
OPPONENTS	70	51	79	105	3	308

RUSHING

RUSHING	No	Yds	Avg	Long	TD
Stewart	242	989	4.1	44	6
Newton	132	636	4.8	47	10
Tolbert	62	256	4.1	29	1
Artis-Payne	45	183	4.1	31	1
Whittaker	25	108	4.3	16t	1
Ginn	4	60	15.0	43	0
Brown	6	38	6.3	14	0
Cotchery	1	16	16.0	16	0
Norman	1	-1	-1.0	-1	0
Webb	1	-1	-1.0	-1	0
Anderson	7	-2	-3.3	2	0
TEAM	526	2282	4.3	47	19
OPPONENTS	364	1415	3.9	63t	11

RECEIVING

RECEIVING	No	Yds	Avg	Long	TD
Olsen	77	1104	14.3	52	7
Ginn	44	739	16.8	74t	10
Cotchery	39	485	12.4	59	3
Funchess	31	473	15.3	52	5
Brown	31	447	14.4	39t	4
Tolbert	18	154	8.6	40	3
Dickson	17	121	7.1	17	2
Stewart	16	99	6.2	15	1
Whittaker	12	64	5.3	15	0
Bersin	9	119	13.2	30	0
Artis-Payne	5	58	11.6	20	0
Simonson	1	10	10.0	10	0
TEAM	300	3873	12.9	74t	35
OPPONENTS	390	4054	10.4	70t	21

INTERCEPTIONS

INTERCEPTIONS	No	Yds	Avg	Long	TD
Coleman	7	89	12.7	36t	1
Norman	4	110	27.5	46t	2
Kuechly	4	48	12.0	32t	1
Davis	4	22	5.5	22	0
Tillman	2	0	0.0	0	0
McClain	1	24	24.0	24	0
Klein	1	8	8.0	8	0
Jones	1	0	0.0	0	0
TEAM	24	301	12.5	46t	4
OPPONENTS	10	91	9.1	22	0

PUNTING

PUNTING	No	Yds	Avg	Net	TB	I20	Lg	B
Norman	70	3175	45.4	39.8	5	20	65	0
TEAM	70	3175	45.4	39.8	5	20	65	0
OPPONENTS	78	3611	46.3	41.1	6	28	68	0

KICKOFF RET.

KICKOFF RET.	No	Yds	Avg	Long	TD
Whittaker	9	209	23.2	33	0
Webb	8	178	22.3	27	0
Dickson	2	1	0.5	1	0
Davis	1	3	3.0	3	0
Ginn	1	8	8.0	8	0
Tolbert	1	8	8.0	8	0
TEAM	22	407	18.5	33	0
OPPONENTS	34	905	26.6	99t	1

PUNT RET.

PUNT RET.	Ret	FC	Yds	Avg	Long	TD
Ginn	27	22	277	10.3	37	0
McClain	2	2	5	2.5	3	0
Marlowe	1	0	0	0.0	0	0
Bersin	0	1	0	-	-	0
TEAM	30	25	282	9.4	37	0
OPPONENTS	37	19	288	7.8	74t	1

PASSING

PASSING	Att	Cmp	Yds	Cmp%	Yd/Att	TD	TD%	Int	Int%	Lg	TK/LS	Rate
Newton	495	296	3837	59.8	7.75	35	7.1	10	2.0	74t	33/284	99.4
Anderson	6	4	36	66.7	6.00	0	0.0	0	0.0	24	0/0	82.6
TEAM	501	300	3873	59.9	7.73	35	7.0	10	2.0	74t	33/284	99.2
OPPONENTS	650	390	4054	60.0	6.24	21	3.2	24	3.7	70t	44/302	73.5

DEFENSE

DEFENSE	TOT	S	A	QP	FF	FR	PD
Kuechly	137	110	27	8	2	1	5
Davis	123	92	31	15	4	2	7
Coleman	103	68	35	-	-	-	5
Harper	73	58	15	-	-	-	2
Benwikere	61	52	9	-	-	1	10
Thompson	61	42	19	2	-	-	4
Tillman	58	43	15	-	-	1	2
Klein	56	42	14	-	-	-	-
Norman	55	49	6	-	-	3	2
Short	51	40	11	32	3	2	6
Ealy	31	17	14	28	2	2	2
Allen	25	21	4	16	-	-	1
Lotulelei	25	15	10	5	-	-	2
Finnegan	20	19	1	-	-	-	2
Addison	19	11	8	27	-	-	1
Boston	19	16	3	-	-	-	1
Love	19	13	6	4	-	-	1
Jones	17	14	3	1	-	-	-
Johnson	15	7	8	12	-	-	1
Edwards	13	8	5	10	-	-	-
Delaire	9	4	3	11	-	-	-
Horton	8	6	2	6	-	-	-
Jacobs	7	6	1	-	-	-	-
McClain	7	6	1	-	-	-	-
Cole	2	0	2	1	-	-	-
Williams	2	2	0	-	-	-	-
Marlowe	1	0	1	-	-	-	-

SACKS

Player.....	TOTAL	Edwards.....	1.0
Short.....	11.0	Thompson.....	1.0
Addison.....	6.0	Horton.....	1.0
Davis.....	5.5	Johnson.....	1.0
Ealy.....	5.0	Klein.....	1.0
Love.....	3.0	Kuechly.....	1.0
Delaire.....	2.5	Lotulelei.....	1.0
Allen.....	2.0	TEAM.....	44.0
Benwikere.....	1.0	OPPONENTS.....	33.0
Coleman.....	1.0		

FIELD GOALS

FIELD GOALS	1-19	20-29	30-39	40-49	50+
Gano	1/1	10/10	4/5	13/16	2/4
TEAM	1/1	10/10	4/5	13/16	2/4
OPPONENTS	0/0	5/6	5/6	6/9	4/5

Gano: (43G, 53N, 47G, 43B) (28G, 53B) (20G, 47G) (24G, 27G, 27G) (1) (35G, 29G) (39G, 42G, 52G) (20G, 49G, 43N, 22G) (48G, 19G) (42G, 48G, 25G) (49G, 43G, 25G, 50G, 43B) (1) (38G) (34B, 43G) (33G, 47G) (49G) (49G, 43G) (52G, 29G, 24G, 50N) (47G, 34G, 24G, 50G) (1) (45G) (1) (21G, 48G) (38N) (1) (1) (43N, 37G, 54G) (39G)

PANTHERS USUAL STARTERS

WR 19	Ginn, Jr. (13)	DE 95	Johnson (9)
LT 73	Oher (16)	LOT 98	Lotulelei (14)
LG 68	Norwell (13)	ROT 99	Short (16)
C 67	Kaili (15)	DE 69	Allen (12)
RG 70	Turner (16)	SLB 54	Thompson (10)
RT 74	Remmers (16)	MLB 59	Kuechly (13)
TE 88	Olsen (16)	WLB 58	Davis (16)
WR 10	Brown (11)	LCB 31	Tillman (12)
QB 1	Newton (16)	RCB 24	Norman (16)
TE 84	Dickson (11)	SS 41	Harper (16)
RB 28	Stewart (13)	FS 20	Coleman (15)

2016 REGULAR SEASON STATISTICS

WON 6, LOST 10

09/08	L	20-21	at Denver
09/18	W	46-27	SAN FRANCISCO
09/25	L	10-22	MINNESOTA
10/02	L	33-48	at Atlanta
10/10	L	14-17	TAMPA BAY
10/16	L	38-41	at New Orleans
10/30	W	30-20	ARIZONA
11/06	W	13-10	at Los Angeles
11/13	L	17-20	KANSAS CITY
11/17	W	23-20	NEW ORLEANS
11/27	L	32-35	at Oakland
12/04	L	7-40	at Seattle
12/11	W	28-16	SAN DIEGO
12/19	W	26-15	at Washington
12/24	L	16-33	ATLANTA
01/01	L	16-17	at Tampa Bay

4th NFC SOUTH

76,843
74,143
73,813
70,508
73,425
73,138
74,088
86,109
74,181
73,288
54,909
69,104
73,856
76,689
73,549
62,037

RUSHING

Stewart	218	824	3.8	47	9
Newton	90	359	4	28	5
Whittaker	57	265	4.6	25	0
Artis-Payne	36	144	4	14	2
Tolbert	35	114	3.3	14	0
Ginn	14	98	7	20	0
Brown	2	6	3	9	0
Anderson	1	4	4	4	0

TEAM	453	1814	4	47	16
OPPONENTS	376	1465	3.9	757	1

RECEIVING

Olsen	80	1073	13.4	787	3
Benjamin	63	941	14.9	50	7
Ginn	54	752	13.9	887	4
Brown	27	276	10.2	27	1
Whittaker	25	226	9	25	0
Funcness	23	371	16.1	48	4
Dickson	10	134	13.4	28	1
Tolbert	10	72	7.2	17	1
Stewart	8	60	7.5	25	0
Bersin	2	17	8.5	10	0
Byrd	1	16	16	16	0
Artis-Payne	1	11	11	11	0
Manhertz	1	10	10	10	0
Webb	1	3	3	3	0

TEAM	306	3962	12.9	887	21
OPPONENTS	409	4561	11.2	877	27

INTERCEPTIONS

Coleman	4	57	14.3	37	1
Davis	3	35	11.7	31	0
Boston	2	29	14.5	22	0
Bradberry	2	21	10.5	16	0
Worley	1	22	22	22	0
T. Williams	1	19	19	19	0
Thompson	1	12	12	12	0
Ealy	1	7	7	7	0
Benwikere	1	1	1	1	0
Kuechly	1	1	1	1	0

TEAM	17	204	12	37	1
OPPONENTS	19	218	11.5	427	4

PUNTING

Lee	36	1769	49.1	40.4	4	18	76	0
Palardy	36	1531	42.5	37.9	2	13	56	0
Gano	4	180	45	29.8	2	0	54	0

TEAM	76	3480	45.8	38.6	8	31	76	0
OPPONENTS	71	3323	46.8	43.1	3	25	75	0

KICKOFF RET.

Ginn	18	391	21.7	59	0
Whittaker	12	275	22.9	47	0
Webb	6	131	21.8	37	0
Byrd	1	31	31	31	0

TEAM	37	828	22.4	59	0
OPPONENTS	23	417	18.1	46	0

PUNT RET.

Ginn	29	24	202	7	19	0
TEAM	29	24	202	7	19	0
OPPONENTS	40	13	383	9.6	59	1

PASSING

Newton	510	270	3509	52.9	6.88	19	3.7	14	2.7	888	36/277	75.8
Anderson	53	36	453	67.9	8.55	2	3.8	5	9.4	48	0/0	67.6

TEAM	563	306	3962	54.4	7.04	21	3.7	19	3.4	887	36/277	75.1
OPPONENTS	612	409	4561	66.8	7.45	27	4.4	17	2.8	877	47/270	92

DEFENSE

Thomas Davis	132	92	40	9	1	2	2	1
Luke Kuechly	112	88	24	6	1	-	-	6
Kurt Coleman	90	73	17	3	1	-	-	4
Daryl Worley	81	68	13	-	-	-	-	10
Shaq Thompson	70	56	14	4	-	-	-	3
James Bradberry	60	55	5	-	-	-	-	11
Kawann Short	54	41	13	23	1	-	-	4
Tre Boston	50	40	10	-	-	-	-	6
Leonard Johnson	39	26	13	2	-	-	-	1
Michael Griffin	34	26	8	-	-	-	-	-
Robert McClain	33	23	10	-	-	-	-	1
A.J. Klein	31	26	5	1	2	-	-	-
Kony Ealy	30	22	8	9	2	-	-	2
Star Lotulelei	28	16	12	14	1	-	-	1
Mario Addison	26	21	5	23	2	1	1	-
Charles Johnson	24	19	5	25	3	-	-	2
Kyle Love	19	11	8	2	1	1	-	-
Wes Horton	13	8	5	8	2	2	-	-
Vernon Butler	11	8	3	4	-	1	2	-
Bené Benwikere	10	9	1	-	-	-	-	3
David Mayo	9	7	2	-	-	-	-	-
Zack Sanchez	7	6	1	-	-	-	-	-
Teddy Williams	7	6	1	-	-	-	-	1
Lavar Edwards	6	4	2	3	-	-	-	-
Ryan Delaire	5	3	2	5	-	-	-	1
Paul Soliai	5	4	1	3	-	1	-	-
Colin Jones	2	1	1	-	-	-	-	-
Larry Webster	1	1	0	-	-	-	-	-

SACKS

Player	TOTAL	Butler	1.5
Addison	9.5	Love	1.5
Short	6	Coleman	1
Ealy	5	Delaire	1
C. Johnson	4	Edwards	1
Lotulelei	4	L. Johnson	1
Davis	2.5	Klein	1
Horton	2.5	Worley	1
Boston	2	McClain	0.5
Kuechly	2	TEAM	47
		OPPONENTS	36

FIELD GOALS

Gano	0/0	4/4	9/11	14/17	3/6
TEAM	0/0	4/4	9/11	14/17	3/6
OPPONENTS	0/0	11/11	15/18	3/6	4/7

Gano: (44G,36G,50N) (39G,31G,49G,41G) (48G,54N) (54G) (43N) (42G) (43G,52G,21G) (48N,38G,37G) (42G) (32G,49G,42G) (0) (0) (41G,44G,45G,23G) (35G,23G,23G,38N,41G) (31G,40G,31G) (45N,58N,54G,36N) (45N,58N,54G,36N) (28G,31G) (28G,53G) (35G,33N,35G,46N,38G) (53N,33G,52G) (0) (55N,55N,25G) (47G,36G,33G,37G) (27G,38B,30G) (23G,23G) (23G,37G,31G,28G) (32G) (43G,26G,34G) (51G,48G,30G,29G,50G) (33G,46N,48B)

PANTHERS USUAL STARTERS

WR 13 Benjamin (13)	DE 95 Johnson (13)
LT 74 Remmers (13)	LD 98 Lotulelei (16)
LG 68 Norwell (16)	RD 99 Short (14)
C 67 Kalil (8)	DE 96 Horton (9)
RG 70 Turner (13)	SLB 54 Thompson (12)
RT 60 Williams (10)	MLB 59 Kuechly (10)
TE 88 Olsen (16)	WLB 58 Davis (16)
WR 19 Ginn Jr. (8)	LCB 24 Bradberry (13)
QB 1 Newton (14)	RCB 26 Worley (11)
WR 10 Brown (7)	SS 20 Coleman (10)
RB 28 Stewart (13)	FS 33 Boston (10)

STATISTIC

TOTAL FIRST DOWNS

Rushing	99	90
Passing	194	223
Penalty	25	16
3rd Down: Made/Att	83/223	80/211
3rd Down Pct.	37.2	37.9
4th Down: Made/Att	11/17	9/13
4th Down Pct.	64.7	69.2

POSSESSION AVG.

30:50	29:10
54:59	57:56
Avg. Per Game	343.7
Total Plays	1052
Avg. Per Play	5.2

NET YARDS RUSHING

1814	1465
Avg. Per Game	113.4
Total Rushes	453

NET YARDS PASSING

3685	4291
Avg. Per Game	230.3
Sacked/Yards Lost	36/277
Gross Yards	3962
Att./Completions	563/306
Completion Pct.	54.4
Hands Intercepted	19
Punts/Average	76/45.8
NET PUNTING AVG.	76/38.6
PENALTIES/YARDS	98/850
FUMBLES/BALL LOST	13/10
TOUCHDOWNS	40
Rushing	16
Passing	21
Returns	3

SCORING

Gano	0	0
Stewart	9	9
Benjamin	7	0
Newton	5	5
Funchess	4	0
Ginn	4	0
Olsen	3	0
Artis-Payne	2	2
Brown	1	0
Coleman	1	0
Davis	1	0
Dickson	1	0
Thompson	1	0
Tolbert	1	0
Addison	0	0
TEAM	40	16
OPPONENTS	43	11

TEAM	40	16	21	3	31/34	30/38	3	1	369
OPPONENTS	43	11	27	5	35/37	33/42	4	1	402

SCORE BY PERIODS

	1	
TEAM	85	1
OPPONENTS	75	

2017 REGULAR SEASON STATISTICS

WON 11, LOST 5

2nd NFC SOUTH

HEAD COACH RON RIVERA			
9/10	W	23-3	at San Francisco 70,178
9/17	W	9-3	BUFFALO 74,122
9/24	L	13-34	NEW ORLEANS 73,775
10/1	W	33-30	at New England 65,878
10/8	W	27-24	at Detroit 64,288
10/12	L	23-28	PHILADELPHIA 74,373
10/22	L	3-17	at Chicago 61,256
10/29	W	17-3	at Tampa Bay 58,545
11/5	W	20-17	ATLANTA 74,244
11/13	W	45-21	MIAMI 72,790
11/26	W	35-27	at New York Jets 77,562
12/3	L	21-31	at New Orleans 73,171
12/10	W	31-24	MINNESOTA 73,728
12/17	W	31-24	GREEN BAY 74,447
12/24	W	22-19	TAMPA BAY 71,463
12/31	L	10-22	at Atlanta 74,141

NFC WILD CARD PLAYOFF

1/7	L	26-31	at New Orleans 73,186
-----	---	-------	-----------------------

STATISTIC

TOTAL FIRST DOWNS

	CAR.	OPP.
Rushing	121	69
Passing	167	187
Penalty	32	26
3rd Down: Made/Att	93/222	78/206
3rd Down Pct.	41.9	37.9
4th Down: Made/Att	5/11	7/20
4th Down Pct.	45.5	35.0

POSSESSION AVG.

	32:17	27:43
--	-------	-------

TOTAL NET YARDS

	5179	5074
--	------	------

AVG. PER GAME

	323.7	317.1
--	-------	-------

TOTAL PLAYS

	1026	953
--	------	-----

AVG. PER PLAY

	5.0	5.3
--	-----	-----

NET YARDS RUSHING

	2102	1409
--	------	------

AVG. PER GAME

	131.4	88.1
--	-------	------

TOTAL RUSHES

	490	353
--	-----	-----

NET YARDS PASSING

	3077	3665
--	------	------

AVG. PER GAME

	192.3	229.1
--	-------	-------

SACKED/YARDS LOST

	35/242	50/304
--	--------	--------

GROSS YARDS

	3319	3969
--	------	------

ATT./COMPLETIONS

	501/293	550/351
--	---------	---------

COMPLETION PCT.

	58.5	63.8
--	------	------

HAD INTERCEPTED

	16	10
--	----	----

PUNTS/AVERAGE

	71/46.0	69/46.2
--	---------	---------

NET PUNTING AVG.

	71/42.4	69/41.6
--	---------	---------

PENALTIES/YARDS

	83/682	101/867
--	--------	---------

FUMBLES/BALL LOST

	19/6	19/11
--	------	-------

TOUCHDOWNS

	40	34
--	----	----

RUSHING

	15	7
--	----	---

PASSING

	22	25
--	----	----

RETURNS

	3	2
--	---	---

SCORING

	TD	Ru	Pa	Rt	PAT	FG	2	S	PT
Gano	0	0	0	0	34/37	29/30	0	121	
Funchess	8	0	8	0	-	-	0	48	
McCaffrey	7	2	5	0	-	-	0	42	
Stewart	7	6	1	0	-	-	0	42	
Newton	6	6	0	0	-	-	1	38	
D. Byrd	3	0	2	1	-	-	0	18	
Benjamin	2	0	2	0	-	-	0	12	
Artis-Payne	1	1	0	0	-	-	0	6	
Clay	1	0	0	1	-	-	0	6	
Dickson	1	0	1	0	-	-	0	6	
Kuechly	1	0	0	1	-	-	0	6	
Olsen	1	0	1	0	-	-	0	6	
Shepard	1	0	1	0	-	-	0	6	
Whittaker	1	0	1	0	-	-	0	6	
CAROLINA	40	15	22	3	34/37	29/30	1	0363	
OPPONENTS	34	7	25	2	32/32	29/34	2	0327	

SCORE BY PERIODS

	1	2	3	4	OT	TOT
TEAM	59	123	99	82	0	363
OPPONENTS	67	94	61	105	0	327

RUSHING

	No	Yds	Avg	Long	TD
Newton	139	754	5.4	69	6
Stewart	198	680	3.4	60t	6
McCaffrey	117	435	3.7	40	2
Artis-Payne	18	95	5.3	43	1
Samuel	4	64	16.0	31	0
Clay	2	27	13.5	29	0
Shepard	2	19	9.5	11	0
Whittaker	7	18	2.6	8	0
D. Byrd	1	12	12.0	12	0
Anderson	2	-2	-1.0	-1	0
TEAM	490	2102	4.3	69	15
OPPONENTS	353	1409	4.0	72	7

RECEIVING

	No	Yds	Avg	Long	TD
McCaffrey	80	651	8.1	37	5
Funchess	63	840	13.3	44	8
Benjamin	32	475	14.8	43	2
Dickson	30	437	14.6	64	1
Shepard	17	202	11.9	40t	1
Olsen	17	191	11.2	30t	1
Samuel	15	115	7.7	23	0
D. Byrd	10	105	10.5	31	2
Bersin	8	128	16.0	27	0
Stewart	8	52	6.5	21	1
Clay	5	57	11.4	15	0
Whittaker	5	47	9.4	28t	1
Manhertz	2	17	8.5	11	0
Artis-Payne	1	2	2.0	2	0
TEAM	293	3319	11.3	64	22
OPPONENTS	351	3969	11.3	70	25

INTERCEPTIONS

	No	Yds	Avg	Long	TD
Kuechly	3	23	7.7	23	0
Adams	2	42	21.0	40	0
Bradberry	2	3	1.5	3	0
Worley	2	0	0.0	0	0
C. Jones	1	10	10.0	10	0
TEAM	10	78	7.8	40	0
OPPONENTS	16	249	15.6	76t	1

PUNTING

	No	Yds	Avg	Net	TB	I20	Lg	B
Palardy	71	3269	46.0	42.4	4	25	63	0
TEAM	71	3269	46.0	42.4	4	25	63	0
OPPONENTS	69	3187	46.2	41.6	0	24	66	0

KICKOFF RETURN

	No	Yds	Avg	Long	TD
Samuel	10	221	22.1	33	0
D. Byrd	7	229	32.7	103t	1
Whittaker	6	110	18.3	31	0
Clay	3	52	17.3	19	0
McCaffrey	3	58	19.3	21	0
Shepard	3	65	21.7	33	0
B. Cox	1	13	13.0	13	0
Mayo	1	12	12.0	12	0
TEAM	34	760	22.4	103t	1
OPPONENTS	12	254	21.2	32	0

PUNT RETURN

	Ret	Yds	Avg	Long	TD
McCaffrey	22	162	7.4	25	0
Clay	17	147	8.6	60t	1
D. Byrd	1	9	9.0	9	0
TEAM	40	318	8.0	60t	1
OPPONENTS	30	176	5.9	29	0

PASSING

	Att	Cmp	Yds	Cmp%	Yd/Att	TD	TD%	Int	Int%	Lg	TK/LS	Rate
Newton	492	291	3302	59.1	6.71	22	4.5	16	3.3	64	35 (242)	80.7
Anderson	8	2	17	25.0	2.13	0	0.0	0	0.0	9	0 (0)	39.6
Palardy	1	0	0	0.0	0.00	0	0.0	0	0.0	-	0 (0)	39.6
TEAM	501	293	3319	58.5	6.62	22	4.4	16	3.2	64	35 (242)	79.8
OPPONENTS	550	351	3969	63.8	7.22	25	4.5	10	1.8	70	50 (304)	92.9

DEFENSE

	TOT	S	A	QP	FF	FR	PD	TD
Luke Kuechly	134	108	26	6	1	3	4	1
Thomas Davis	88	66	23	8	-	1	-	-
Kurt Coleman	77	69	8	-	-	1	3	-
Mike Adams	75	68	7	-	-	1	2	10
Shaq Thompson	56	19	6	-	-	-	1	-
James Bradberry	74	66	8	-	-	2	-	12
Daryl Worley	72	63	9	-	-	-	7	-
Kawann Short	53	40	13	29	2	1	1	-
Mario Addison	50	35	15	44	2	-	-	-
Julius Peppers	33	27	6	20	2	2	-	-
Captain Munnerlyn	30	24	6	6	-	-	5	-
Star Lotulelei	26	15	11	11	-	1	-	-
Colin Jones	21	14	7	-	-	-	2	-
Kevon Seymour	18	18	0	-	-	-	5	-
Wes Horton	17	13	4	10	3	-	-	-
Charles Johnson	17	9	8	13	-	-	1	-
Kyle Love	16	10	6	10	-	-	-	-
David Mayo	16	10	6	-	-	-	1	-
Vernon Butler	14	10	4	11	-	-	1	-
Jairus Byrd	13	12	1	-	-	-	-	-
Bryan Cox, Jr.	5	4	1	6	-	1	-	-
Demetrius Cox	3	3	0	-	-	-	-	-

SACKS

	Player	TOTAL
Addison	11.0	
Peppers	11.0	Short
Short	7.5	TEAM
Horton	5.5	OPPONENTS
Love	3.5	

BLOCKED PUNTS

	Player	TOTAL
Munnerlyn	2.0	
Thompson	2.0	TEAM
Kuechly	1.5	OPPONENTS
Lotulelei	1.5	
Bradberry	1.0	
Worley	1.0	
TEAM	50	
OPPONENTS	35	

FIELD GOALS

	1-19	20-29	30-39	40-49	50+	Total
Gano	0/0	8/8	11/11	10/10	0/1	29/30
TEAM	0/0	8/8	11/11	10/10	0/1	29/30
OPPONENTS	2/2	5/5	10/11	7/7	5/9	29/34

Gano: (39G,36G,20G)(34G,28G,20G)(32G,48G)
(32G,48G)(21G,44G,55N)(39G,20G,46G)(36G)
(28G)(31G,45G)(40G)(40G,33G,45G)(0)(41G)(33G)
(25G,28G,30G)(42G)
OPP: (44G)(45G)(33G,50G,56N)(41G,35G,58G)(30G)
(50G,48G)(52B,19G)(41G)(53G)(0)(31G,19G)(38N,31G)
(30G,22G,54N,27G)(28G)(31G,41G,21G,26G,51N)
(30G,42G,30G,56G,33G)

PANTHERS USUAL STARTERS

WR 13	Benjamin (8)	DE 95	Johnson (11)
LT 75	M. Kalil (16)	DT 98	Lotulelei (16)
LG 68	Norwell (16)	DT 99	Short (16)
C 67	R. Kalil (6)	DE 97	Addison (16)
RG 70	Turner (13)	SLB 54	Thompson (14)
RT 60	Williams (16)	MLB 59	Kuechly (15)
TE 88	Olsen (7)	WLB 58	Davis (15)
WR 17	Funchess (16)	LCB 24	Bradberry (16)
QB 1	Newton (16)	RCB 26	Worley (14)
RB 22	McCaffrey (10)	SS 29	Adams (16)
RB 28	Stewart (10)	FS 20	Coleman (12)

2018 REGULAR SEASON STATISTICS

WON 7, LOST 9

09/09	W	16-8	DALLAS	74,532
09/16	L	24-31	at Atlanta	72,528
09/23	W	31-21	CINCINNATI	72,161
10/07	W	33-31	N.Y. GIANTS	74,221
10/14	L	17-23	at Washington	60,482
10/21	W	21-17	at Philadelphia	69,696
10/28	W	36-21	BALTIMORE	73,843
11/04	W	42-28	TAMPA BAY	73,513
11/08	L	21-52	at Pittsburgh	62,881
11/18	L	19-20	at Detroit	61,999
11/25	L	27-30	SEATTLE	74,002
12/02	L	17-24	at Tampa Bay	52,568
12/09	L	20-26	at Cleveland	59,392
12/17	L	9-12	NEW ORLEANS	74,188
12/23	L	10-24	ATLANTA	73,722
12/30	W	33-14	at New Orleans	73,028

STATISTIC CAR. OPP.

TOTAL FIRST DOWNS	356	315
Rushing	117	110
Passing	212	185
Penalty	27	20
3rd Down: Made/Att	77/185	73/183
3rd Down Pct.	41.6	39.9
4th Down: Made/Att	9/19	10/17
4th Down Pct.	47.4	58.8
POSSESSION AVG.	30.44	29.16
TOTAL NET YARDS	5972	5651
Avg. Per Game	373.3	353.2
Total Plays	1011	948
Avg. Per Play	5.9	6.0
NET YARDS RUSHING	2136	1804
Avg. Per Game	133.5	112.8
Total Rushes	416	384
NET YARDS PASSING	3836	3847
Avg. Per Game	239.8	240.4
Sacked/Yards Lost	32/235	35/215
Gross Yards	4071	4062
Att./Completions	563/378	529/353
Completion Pct.	67.1	66.7
Had Intercepted	16	13
PUNTS/AVERAGE	61/45.2	64/45.8
NET PUNTING AVG.	61/41.0	64/42.2
PENALTIES/YARDS	92/818	91/805
FUMBLES/BALL LOST	20/6	22/10
TOUCHDOWNS	46	46
Rushing	17	13
Passing	28	32
Returns	1	1

SCORING

	TD	Ru	Pa	Rt	PAT	FG	2PT	S	PTS
McCaffrey	13	7	6	0				0	78
Gano	0	0	0	0	30/33	14/16		0	72
Samuel	7	2	5	0				0	42
Funchess	4	0	4	0				0	24
Newton	4	0	4	0				0	24
Olsen	4	0	4	0				0	24
Catanzaro	0	0	0	0	7/8	5/5		0	22
T. Smith	2	0	2	0				1	14
Armah	2	2	0	0				0	12
Moore	2	0	2	0				0	12
Thomas	2	0	2	0				0	12
Wright	1	0	1	0				1	8
Allen	1	1	0	0				0	6
C. Anderson	1	0	1	0				0	6
Artis-Payne	1	1	0	0				0	6
Jones	1	0	0	1				0	6
Manhertz	1	0	1	0				0	6
Jackson	0	0	0	0				0	2
TEAM	46	17	28	1	37/41	19/21		2	376
OPPONENTS	46	13	32	1	42/43	20/23		2	382

SCORE BY PERIODS

	1	2	3	4	OT	TOT
TEAM	96	128	40	112	0	376
OPPONENTS	89	104	83	106	0	382

RUSHING

	No	Yds	Avg	Long	TD
McCaffrey	219	1098	5.0	59	7
Newton	101	488	4.8	29	4
Moore	13	172	13.2	32	0
C. Anderson	24	104	4.3	22	0
Samuel	8	84	10.5	33	2
Artis-Payne	19	69	3.6	15	1
Wright	2	39	19.5	34	0
Heinicke	5	31	6.2	19	0
Allen	5	19	3.8	10	1
Cadet	11	17	1.5	5	0
Armah	9	15	1.7	4	2
TEAM	416	2136	5.1	59	17
OPPONENTS	384	1804	4.7	60	13

RECEIVING

	No	Yds	Avg	Long	TD
McCaffrey	107	867	8.1	38	6
Moore	55	788	14.3	82	2
Funchess	44	549	12.5	27	4
Wright	43	447	10.4	33	1
Samuel	39	494	12.7	53	5
Thomas	36	333	9.3	31	2
Olsen	27	291	10.8	23	4
T. Smith	17	190	11.2	35	2
Artis-Payne	3	15	5.0	13	0
Manhertz	2	52	26.0	50	1
C. Anderson	1	24	24.0	24	1
Byrd	1	8	8.0	8	0
Armah	1	5	5.0	5	0
Cadet	1	5	5.0	5	0
Barner	1	3	3.0	3	0
TEAM	378	4071	10.8	82	28
OPPONENTS	353	4062	11.5	75	32

INTERCEPTIONS

	No	Yds	Avg	Long	TD
Jackson	4	0	0.0	0	0
Adams	3	11	3.7	18	0
Reid	1	39	39.0	39	0
Bradberry	1	29	29.0	29	0
Jones	1	5	5.0	5	0
Munnerlyn	1	2	2.0	2	0
Kuechly	1	0	0.0	0	0
Obada	1	0	0.0	0	0
TEAM	13	86	6.6	39	0
OPPONENTS	16	179	11.2	50	1

PUNTING

	No	Yds	Avg	Net	TB	I20	Lg	B
Palardy	61	2759	45.2	41.0	4	24	59	0
Palardy	61	2759	45.2	41.0	4	24	59	0
OPPONENTS	64	2928	45.8	42.2	3	25	62	0

KICKOFF RET.

	No	Yds	Avg	Long	TD
Samuel	10	209	20.9	32	0
Barner	9	220	24.4	37	0
Moore	5	119	23.8	32	0
Byrd	2	34	17.0	22	0
TEAM	26	582	22.4	37	0
OPPONENTS	17	406	23.9	50	0

PUNT RET.

	Ret	FC	Yds	Avg	Long	TD
Byrd	11	5	104	9.5	30	0
Barner	7	6	29	4.1	13	0
Moore	6	5	32	5.3	15	0
TEAM	24	16	165	6.9	30	0
OPPONENTS	22	24	181	8.2	23	0

PASSING

	Att	Cmp	Yds	Cmp%	Yd/Att	TD	TD%	Int	Int%	Lg	TK/LS	Rate
Newton	471	320	3395	67.9	7.21	24	5.1	13	2.8	82	29/213	94.2
Heinicke	57	35	320	61.4	5.61	1	1.8	3	5.3	33	2/17	60.6
Allen	31	20	266	64.5	8.58	2	6.5	0	0.0	53	0/0	113.1
Gilbert	3	2	40	66.7	13.33	0	0.0	0	0.0	31	1/5	109.7
McCaffrey	1	1	50	100.0	50.00	1	100.0	0	0.0	50	0/0	158.3
TEAM	563	378	4071	67.1	7.23	28	5.0	16	2.8	82	32/235	92.9
OPPONENTS	529	353	4062	66.7	7.68	32	6.0	13	2.5	75	35/215	99.6

DEFENSE

	TOT	S	A	QP	FF	FR	PD	TD
Luke Kuechly	130	87	37	9	2	1	6	-
Thomas Davis	79	40	33	3	-	2	6	-
Shaq Thompson	76	44	29	13	1	-	1	-
Mike Adams	75	42	28	2	-	-	6	-
Donte Jackson	73	54	11	1	1	-	9	-
Eric Reid	71	50	21	3	-	-	5	-
James Bradberry	70	53	12	1	1	-	15	-
Captain Munnerlyn	47	37	9	7	-	-	1	9
Kawann Short	42	26	13	16	1	-	1	-
Mario Addison	35	19	15	24	2	-	-	-
Wes Horton	24	11	9	11	-	-	1	-
Julius Peppers	22	11	8	15	2	1	6	-
Kyle Love	19	10	7	9	3	2	1	-
Vernon Butler	19	5	13	6	-	-	-	-
Dontari Poe	17	9	8	6	-	-	-	-
Colin Jones	14	6	8	-	-	1	1	1
Rashan Gaudin	13	8	4	-	-	-	1	-
Jermaine Carter	11	5	5	1	-	-	-	-
David Mayo	11	4	6	2	-	-	1	-
Bryan Cox Jr.	10	3	6	4	-	-	-	-
Efe Obada	8	5	2	10	-	-	2	-
Da'Norris Searcy	5	4	1	-	-	-	-	-
Corn Elder	3	3	-	-	-	-	-	-
Marquis Haynes	2	1	1	-	-	-	-	-
Andre Smith	1	-	1	-	-	-	-	-

SACKS

	TOTAL
Bradberry1
Jackson1
Addison9
Peppers5
Thompson3.5
Short3
Kuechly2
Munnerlyn2
Obada2
Horton1.5
Love1.5

FIELD GOALS

	1-19	20-29	30-39	40-49	50+
Catanzaro	0/0	1/1	2/2	0/0	2/2
Gano	0/0	3/3	4/5	4/4	3/4
TEAM	0/0	4/4	6/7	4/4	5/6
OPPONENTS	0/0	2/2	7/8	7/8	4/5

Gano: (27G)(54G)(40G)(47G,47G,39G,63G)(32G)(0)(54G,44G,30G)(0)(34N)(26G,25G,52N)(37G)(0)(0)0
Catanzaro: (0)(0)(0)(0)(0)(0)(0)(0)(30G,34G)(0)(50G)(22G,51G)
OPP: (47N)(44G)(53N)(42G,53G,36G)(49G,56G,29G)(36N,46G)(0)(50G)(54G,32G)(33G,30G,31G)(35G)(49G,41G)(46G,24G)(39G)(0)

PANTHERS USUAL STARTERS

WR 17	Funchess (12)	DE 97	Addison (16)
LT 74	Clark (13)	LDT 99	Short (14)
LG 73	Van Roten (16)	RTD 95	Poe (16)
C 67	R. Kalil (16)	DE 96	Peppers (8)
RG 70	Turner (13)	SLB 54	Thompson (11)
RT 72	Moton (16)	MLB 59	Kuechly (16)
TE 88	Olsen (9)	WLB 58	Davis (12)
WR 12	Moore (10)	LCB 24	Bradberry (16)
QB 1	Newton (14)	RCB 26	Jackson (16)
WR 10	Samuel (8)	SS 25	Reid (13)
RB 22	McCaffrey (16)	FS 29	Adams (16)

Rate

	Rate
Newton	94.2
Heinicke	60.6
Allen	113.1
Gilbert	109.7
McCaffrey	158.3
TEAM	92.9
OPPONENTS	99.6

ALL-TIME PRESEASON RESULTS

1995 (3-2)

Date	W-L	Score	Opponent	Atten.
07/29/95	W	20-14	vs. Jacksonville (HOF)	24,625
08/04/95	L	15-18	at Chicago	50,300
08/12/95	W	19-10	DENVER (at Clemson)	57,017
08/19/95	L	10-17	at San Francisco	51,185
08/26/95	W	6-3	NEW YORK GIANTS (at Clemson)	49,114

1996 (2-2)

Date	W-L	Score	Opponent	Atten.
08/03/96	W	30-12	CHICAGO	65,350
08/10/96	L	28-40	at Denver	70,649
08/19/96	L	0-24	BUFFALO	65,231
08/26/96	W	34-7	at New York Giants	45,713

1997 (0-4)

Date	W-L	Score	Opponent	Atten.
08/03/97	L	9-23	at Jacksonville	67,280
08/09/97	L	13-23	DENVER	68,296
08/14/97	L	10-30	at Kansas City	76,972
08/22/97	L	19-27	PITTSBURGH	67,044

1998 (2-2)

Date	W-L	Score	Opponent	Atten.
08/08/98	W	30-27	JACKSONVILLE	62,925
08/14/98	W	12-7	at Buffalo	30,010
08/22/98	L	22-25OT	MINNESOTA	64,569
08/29/98	L	24-38	at Pittsburgh	53,784

1999 (2-2)

Date	W-L	Score	Opponent	Atten.
08/13/99	L	10-35	at Jacksonville	59,120
08/20/99	W	20-13	PITTSBURGH	59,591
08/28/99	L	24-38	at Baltimore	66,247
09/02/99	W	23-20	NEW ENGLAND	52,976

2000 (0-4)

Date	W-L	Score	Opponent	Atten.
08/04/00	L	14-34	JACKSONVILLE	72,949
08/10/00	L	0-13	at Pittsburgh	44,813
08/18/00	L	13-24	BALTIMORE	72,551
08/24/00	L	21-29	at New England	60,292

2001 (2-2)

Date	W-L	Score	Opponent	Atten.
08/10/01	L	16-18	at Jacksonville	50,970
08/18/01	L	8-23	NEW ENGLAND	71,597
08/23/01	W	20-17	at Baltimore	66,619
08/31/01	W	23-20	CLEVELAND	70,444

2002 (1-3)

Date	W-L	Score	Opponent	Atten.
08/10/02	L	30-37	WASHINGTON	71,384
08/17/02	L	16-19	DALLAS	72,624
08/23/02	L	3-23	at New England	68,436
08/30/02	W	20-19	at Cleveland	68,718

2003 (4-0)

Date	W-L	Score	Opponent	Atten.
08/09/03	W	20-0	WASHINGTON	71,393
08/15/03	W	20-10	at New York Giants	76,807
08/23/03	W	20-7	at Green Bay	69,831
08/29/03	W	21-14	PITTSBURGH	72,273

2004 (4-0)

Date	W-L	Score	Opponent	Atten.
08/14/04	W	23-20OT	at Washington	58,876
08/19/04	W	27-20	NEW YORK GIANTS	72,562
08/28/04	W	20-17	NEW ENGLAND	72,829
09/02/04	W	16-13	at Pittsburgh	53,655

2005 (2-2)

Date	W-L	Score	Opponent	Atten.
08/13/05	W	28-10	WASHINGTON	72,887
08/20/05	L	21-27	at New York Giants	76,138
08/26/05	W	23-20	at Cleveland	69,512
09/01/05	L	17-21	PITTSBURGH	72,504

2006 (4-0)

Date	W-L	Score	Opponent	Atten.
08/12/06	W	14-13	BUFFALO	72,485
08/19/06	W	17-10	at Jacksonville	64,073
08/24/06	W	19-10	MIAMI	71,477
08/31/06	W	15-13	at Pittsburgh	54,621

2007 (1-3)

Date	W-L	Score	Opponent	Atten.
08/11/07	W	24-21	at New York Giants	75,535
08/17/07	L	10-27	at Philadelphia	67,415
08/24/07	L	7-24	NEW ENGLAND	72,882
08/30/07	L	3-19	PITTSBURGH	72,267

2008 (2-2)

Date	W-L	Score	Opponent	Atten.
08/09/08	W	23-20OT	INDIANAPOLIS	70,492
08/14/08	L	13-24	at Philadelphia	68,594
08/23/08	W	47-3	WASHINGTON	71,770
08/28/08	L	16-19	at Pittsburgh	50,485

2009 (0-4)

Date	W-L	Score	Opponent	Atten.
08/17/09	L	17-24	at New York Giants	72,768
08/22/09	L	17-27	at Miami	56,638
08/29/09	L	13-17	BALTIMORE	71,045
09/03/09	L	10-21	PITTSBURGH	70,073

2010 (1-3)

Date	W-L	Score	Opponent	Atten.
08/12/10	L	12-17	at Baltimore	70,579
08/21/10	L	3-9	NEW YORK JETS	71,539
08/28/10	W	15-7	TENNESSEE	71,110
09/02/10	L	3-19	at Pittsburgh	52,130

2011 (1-3)

Date	W-L	Score	Opponent	Atten.
08/13/11	W	20-10	NEW YORK GIANTS	71,936
08/19/11	L	10-20	at Miami	54,157
08/25/11	L	13-24	at Cincinnati	41,735
09/01/11	L	17-33	PITTSBURGH	72,358

ALL-TIME PRESEASON RESULTS

1995 (3-2)

Date	W-L	Score	Opponent	Atten.
07/29/95	W	20-14	vs. Jacksonville (HOF)	24,625
08/04/95	L	15-18	at Chicago	50,300
08/12/95	W	19-10	DENVER (at Clemson)	57,017
08/19/95	L	10-17	at San Francisco	51,185
08/26/95	W	6-3	NEW YORK GIANTS (at Clemson)	49,114

1996 (2-2)

Date	W-L	Score	Opponent	Atten.
08/03/96	W	30-12	CHICAGO	65,350
08/10/96	L	28-40	at Denver	70,649
08/19/96	L	0-24	BUFFALO	65,231
08/26/96	W	34-7	at New York Giants	45,713

1997 (0-4)

Date	W-L	Score	Opponent	Atten.
08/03/97	L	9-23	at Jacksonville	67,280
08/09/97	L	13-23	DENVER	68,296
08/14/97	L	10-30	at Kansas City	76,972
08/22/97	L	19-27	PITTSBURGH	67,044

1998 (2-2)

Date	W-L	Score	Opponent	Atten.
08/08/98	W	30-27	JACKSONVILLE	62,925
08/14/98	W	12-7	at Buffalo	30,010
08/22/98	L	22-25OT	MINNESOTA	64,569
08/29/98	L	24-38	at Pittsburgh	53,784

1999 (2-2)

Date	W-L	Score	Opponent	Atten.
08/13/99	L	10-35	at Jacksonville	59,120
08/20/99	W	20-13	PITTSBURGH	59,591
08/28/99	L	24-38	at Baltimore	66,247
09/02/99	W	23-20	NEW ENGLAND	52,976

2000 (0-4)

Date	W-L	Score	Opponent	Atten.
08/04/00	L	14-34	JACKSONVILLE	72,949
08/10/00	L	0-13	at Pittsburgh	44,813
08/18/00	L	13-24	BALTIMORE	72,551
08/24/00	L	21-29	at New England	60,292

2001 (2-2)

Date	W-L	Score	Opponent	Atten.
08/10/01	L	16-18	at Jacksonville	50,970
08/18/01	L	8-23	NEW ENGLAND	71,597
08/23/01	W	20-17	at Baltimore	66,619
08/31/01	W	23-20	CLEVELAND	70,444

2002 (1-3)

Date	W-L	Score	Opponent	Atten.
08/10/02	L	30-37	WASHINGTON	71,384
08/17/02	L	16-19	DALLAS	72,624
08/23/02	L	3-23	at New England	68,436
08/30/02	W	20-19	at Cleveland	68,718

2003 (4-0)

Date	W-L	Score	Opponent	Atten.
08/09/03	W	20-0	WASHINGTON	71,393
08/15/03	W	20-10	at New York Giants	76,807
08/23/03	W	20-7	at Green Bay	69,831
08/29/03	W	21-14	PITTSBURGH	72,273

2004 (4-0)

Date	W-L	Score	Opponent	Atten.
08/14/04	W	23-20OT	at Washington	58,876
08/19/04	W	27-20	NEW YORK GIANTS	72,562
08/28/04	W	20-17	NEW ENGLAND	72,829
09/02/04	W	16-13	at Pittsburgh	53,655

2005 (2-2)

Date	W-L	Score	Opponent	Atten.
08/13/05	W	28-10	WASHINGTON	72,887
08/20/05	L	21-27	at New York Giants	76,138
08/26/05	W	23-20	at Cleveland	69,512
09/01/05	L	17-21	PITTSBURGH	72,504

2006 (4-0)

Date	W-L	Score	Opponent	Atten.
08/12/06	W	14-13	BUFFALO	72,485
08/19/06	W	17-10	at Jacksonville	64,073
08/24/06	W	19-10	MIAMI	71,477
08/31/06	W	15-13	at Pittsburgh	54,621

2007 (1-3)

Date	W-L	Score	Opponent	Atten.
08/11/07	W	24-21	at New York Giants	75,535
08/17/07	L	10-27	at Philadelphia	67,415
08/24/07	L	7-24	NEW ENGLAND	72,882
08/30/07	L	3-19	PITTSBURGH	72,267

2008 (2-2)

Date	W-L	Score	Opponent	Atten.
08/09/08	W	23-20 OT	INDIANAPOLIS	70,492
08/14/08	L	13-24	at Philadelphia	68,594
08/23/08	W	47-3	WASHINGTON	71,770
08/28/08	L	16-19	at Pittsburgh	50,485

2009 (0-4)

Date	W-L	Score	Opponent	Atten.
08/17/09	L	17-24	at New York Giants	72,768
08/22/09	L	17-27	at Miami	56,638
08/29/09	L	13-17	BALTIMORE	71,045
09/03/09	L	10-21	PITTSBURGH	70,073

2010 (1-3)

Date	W-L	Score	Opponent	Atten.
08/12/10	L	12-17	at Baltimore	70,579
08/21/10	L	3-9	NEW YORK JETS	71,539
08/28/10	W	15-7	TENNESSEE	71,110
09/02/10	L	3-19	at Pittsburgh	52,130

ALL-TIME PRESEASON RESULTS

2011 (1-3)

Date	W-L	Score	Opponent	Atten.
08/13/11	W	20-10	NEW YORK GIANTS	71,936
08/19/11	L	10-20	at Miami	54,157
08/25/11	L	13-24	at Cincinnati	41,735
09/01/11	L	17-33	PITTSBURGH	72,358

2012 (2-2)

Date	W-L	Score	Opponent	Atten.
08/11/12	L	13-26	HOUSTON	69,002
08/17/12	W	23-17	MIAMI	68,595
08/26/12	W	17-12	at New York Jets	79,088
08/30/12	L	16-17	at Pittsburgh	50,122

2013 (3-1)

Date	W-L	Score	Opponent	Atten.
08/09/13	W	24-17	CHICAGO	70,700
08/15/13	L	9-14	at Philadelphia	69,144
08/22/13	W	34-27	at Baltimore	70,554
08/29/13	W	25-10	PITTSBURGH	70,408

2014 (2-2)

Date	W-L	Score	Opponent	Atten.
08/08/14	L	18-20	BUFFALO	69,569
08/17/14	W	28-16	KANSAS CITY	70,035
08/22/14	L	7-30	at New England	68,756
08/28/14	W	10-0	at Pittsburgh	43,514

2015 (3-1)

Date	W-L	Score	Opponent	Atten.
08/14/15	W	25-24	at Buffalo	65,412
08/22/15	W	31-30	MIAMI	70,323
08/28/15	L	16-17	NEW ENGLAND	71,801
09/3/15	W	23-6	at Pittsburgh	42,153

2016 (2-2)

Date	W-L	Score	Opponent	Atten.
08/11/16	L	19-22	at Baltimore	70,682
08/20/16	W	26-16	at Tennessee	60,802
08/26/16	L	17-19	NEW ENGLAND	73,816
09/01/16	W	18-6	PITTSBURGH	73,274

2017 (2-2)

Date	W-L	Score	Opponent	Atten.
08/09/17	W	27-17	HOUSTON	72,100
08/19/17	L	27-34	at Tennessee	61,159
08/24/17	W	24-23	at Jacksonville	57,606
08/31/17	L	14-17	PITTSBURGH	72,891

2018 (3-1)

Date	W-L	Score	Opponent	Atten.
08/09/18	W	28-23	at Buffalo	61,726
08/17/18	W	27-20	MIAMI	72,200
08/24/18	W	25-14	NEW ENGLAND	73,880
08/30/18	L	24-39	at Pittsburgh	40,081

2019 (2-2)

Date	W-L	Score	Opponent	Atten.
08/08/19	W	23-13	at Chicago	60,921
08/16/19	L	14-27	BUFFALO	72,064
08/22/19	L	3-10	at New England	65,878
08/29/18	W	25-19	PITTSBURGH	71,633

TEAM-BY-TEAM RESULTS

ARIZONA CARDINALS (12-5)

Home: 7-3...Away: 5-2...Playoffs: 2-1

11/19/95	... ARIZONA (at Clemson)	W	27-7
12/30/01	... ARIZONA	L	7-30
10/06/02	... ARIZONA	L	13-16
12/14/03	... at Arizona	W	20-17
11/21/04	... ARIZONA	W	35-10
10/09/05	... at Arizona	W	24-20
10/14/07	... at Arizona	W	25-10
10/26/08	... ARIZONA	W	27-23
01/10/09	... ARIZONA (playoffs)	L	13-33
11/01/09	... at Arizona	W	34-21
12/19/10	... ARIZONA	W	19-12
09/11/11	... at Arizona	L	21-28
10/06/13	... at Arizona	L	6-22
01/03/15	... ARIZONA (playoffs)	W	27-16
01/24/16	... ARIZONA (playoffs)	W	49-15
10/30/16	... ARIZONA	W	30-20
09/22/19	... at Arizona	W	38-20

ATLANTA FALCONS (18-32)

Home: 12-13...Away: 6-19...Playoffs: 0-0

09/03/95	... at Atlanta	L	OT 20-23
12/17/95	... ATLANTA (at Clemson)	W	21-17
09/01/96	... ATLANTA	W	29-6
11/03/96	... at Atlanta	L	17-20
09/07/97	... at Atlanta	W	9-6
10/26/97	... ATLANTA	W	21-12
09/06/98	... ATLANTA	L	14-19
10/04/98	... at Atlanta	L	23-51
10/31/99	... at Atlanta	L	20-27
11/28/99	... ATLANTA	W	34-28
09/17/00	... ATLANTA	L	10-15
10/29/00	... at Atlanta	L	12-13
09/23/01	... at Atlanta	L	16-24
11/25/01	... ATLANTA	L	7-10
10/20/02	... at Atlanta	L	0-30
11/24/02	... ATLANTA	L	0-41
09/28/03	... ATLANTA	W	23-3
12/07/03	... at Atlanta (Sunday Night)	L	OT 14-20
10/03/04	... ATLANTA	L	10-27
12/18/04	... at Atlanta (Saturday Night)	L	OT 31-34
12/04/05	... ATLANTA	W	24-6
01/01/06	... at Atlanta	W	44-11
09/10/06	... ATLANTA	L	6-20
12/24/06	... at Atlanta	W	10-3
09/23/07	... at Atlanta	W	27-20
11/11/07	... ATLANTA	L	13-20
09/28/08	... ATLANTA	W	24-9
11/23/08	... at Atlanta	L	28-45
09/20/09	... at Atlanta	L	20-28
11/15/09	... ATLANTA	W	28-19
12/12/10	... ATLANTA	L	10-31
01/02/11	... at Atlanta	L	10-31
10/16/11	... at Atlanta	L	17-31
12/11/11	... ATLANTA	L	23-31
09/30/12	... at Atlanta	L	28-30
12/09/12	... ATLANTA	W	30-20
11/03/13	... ATLANTA	W	34-10
12/29/13	... at Atlanta	W	21-20
11/16/14	... ATLANTA	L	17-19
12/28/14	... at Atlanta	W	34-3
12/13/15	... ATLANTA	W	38-0
12/27/15	... at Atlanta	L	13-20
10/02/16	... at Atlanta	L	33-48
12/24/16	... ATLANTA	L	16-33
11/05/17	... ATLANTA	W	20-17
12/31/17	... at Atlanta	L	10-22
09/16/18	... at Atlanta	L	24-31
12/23/18	... ATLANTA	L	10-24
11/17/19	... ATLANTA	L	3-29
12/08/19	... at Atlanta	L	20-40

BALTIMORE RAVENS (4-2)

Home: 3-1...Away: 1-1...Playoffs: 0-0

12/15/96	... BALTIMORE	W	27-16
09/08/02	... BALTIMORE	W	10-7
10/15/06	... at Baltimore	W	23-21
11/21/10	... BALTIMORE	L	13-37
09/28/14	... at Baltimore	L	10-38
10/28/18	... BALTIMORE	W	36-21

BUFFALO BILLS (2-5)

Home: 1-2...Away: 1-3...Playoffs: 0-0

09/10/95	... at Buffalo	L	9-31
10/25/98	... BUFFALO (Sunday Night)	L	14-30
12/09/01	... at Buffalo	L	24-25
11/27/05	... at Buffalo	W	13-9
10/25/09	... BUFFALO	L	9-20
09/15/13	... at Buffalo	L	23-24
09/17/17	... BUFFALO	W	9-3

CHICAGO BEARS (4-6)

Home: 3-1...Away: 1-5...Playoffs: 1-0

10/08/95	... at Chicago	L	27-31
12/22/02	... CHICAGO	W	24-14
11/20/05	... at Chicago	L	3-13
01/15/06	... at Chicago (playoffs)	W	29-21
09/14/08	... CHICAGO	W	20-17
10/10/10	... CHICAGO	L	6-23
10/02/11	... at Chicago	L	29-34
10/28/12	... at Chicago	L	22-23
10/05/14	... CHICAGO	W	31-24
10/22/17	... at Chicago	L	3-17

CINCINNATI BENGALS (3-2-1)

Home: 3-1...Away: 0-1-1...Playoffs: 0-0

09/26/99	... CINCINNATI	W	27-3
12/08/02	... CINCINNATI	W	52-31
10/22/06	... at Cincinnati	L	14-17
09/26/10	... CINCINNATI	L	7-20
10/12/14	... at Cincinnati	T	OT 37-37
09/23/18	... CINCINNATI	W	31-21

CLEVELAND BROWNS (4-2)

Home: 2-0...Away: 2-2...Playoffs: 0-0

11/21/99	... at Cleveland	W	31-17
12/01/02	... at Cleveland	W	13-6
10/08/06	... CLEVELAND	W	20-12
11/28/10	... at Cleveland	L	23-24
12/21/14	... CLEVELAND	W	17-13
12/09/18	... at Cleveland	L	20-26

DALLAS COWBOYS (5-9)

Home: 3-5...Away: 2-4...Playoffs: 2-0

01/05/97	... DALLAS (playoffs)	W	26-17
12/08/97	... at Dallas (Monday Night)	W	23-13
10/11/98	... at Dallas	L	20-27
10/01/00	... DALLAS	L	OT 13-16
10/13/02	... at Dallas	L	13-14
11/23/03	... at Dallas	L	20-24
01/03/04	... DALLAS (playoffs)	W	29-10
12/24/05	... DALLAS	L	20-24
10/29/06	... DALLAS (Sunday Night)	L	14-35
12/22/07	... DALLAS (Saturday Night)	L	13-20
09/28/09	... at Dallas (Monday Night)	L	7-21
10/21/12	... DALLAS	L	14-19
11/26/15	... at Dallas (Thanksgiving)	W	33-14
09/09/18	... DALLAS	W	16-8

TEAM-BY-TEAM RESULTS

DENVER BRONCOS (1-5)

Home: 1-1...Away: 0-3...Playoffs: 0-1

11/09/97	... at Denver	L	0-34
10/10/04	... at Denver	L	17-20
12/14/08	DENVER	W	30-10
11/11/12	DENVER	L	14-36
02/07/16	Denver (Super Bowl 50)	L	10-24
09/08/16	... at Denver (Thursday Night)	L	20-21

DETROIT LIONS (6-3)

Home: 4-1...Away: 2-2...Playoffs: 0-0

10/24/99	... DETROIT	L	9-24
09/15/02	... DETROIT	W	31-7
12/21/03	... DETROIT	W	20-14
10/16/05	... at Detroit	W	21-20
11/16/08	... DETROIT	W	31-22
11/20/11	... at Detroit	L	35-49
09/14/14	... DETROIT	W	24-7
10/08/17	... at Detroit	W	27-24
11/18/18	... at Detroit	L	19-20

GREEN BAY PACKERS (6-10)

Home: 4-5...Away: 2-5...Playoffs: 0-1

01/12/97	... at Green Bay (playoffs)	L	13-30
12/14/97	... GREEN BAY	L	10-31
09/27/98	... GREEN BAY	L	30-37
12/12/99	... at Green Bay	W	33-31
11/27/00	... GREEN BAY (Monday Night)	W	31-14
09/30/01	... GREEN BAY	L	7-28
09/29/02	... at Green Bay	L	14-17
09/13/04	... GREEN BAY (Monday Night)	L	14-24
10/03/05	... GREEN BAY (Monday Night)	W	32-29
11/18/07	... at Green Bay	L	17-31
11/30/08	... at Green Bay	W	35-31
09/18/11	... GREEN BAY	L	23-30
10/19/14	... at Green Bay	L	17-38
11/08/15	... GREEN BAY	W	37-29
12/17/17	... GREEN BAY	W	31-24
11/10/19	... at Green Bay	L	16-24

HOUSTON TEXANS (3-2)

Home: 1-1...Away: 2-1...Playoffs: 0-0

11/02/03	... at Houston	L	10-14
09/16/07	... HOUSTON	L	21-34
12/18/11	... at Houston	W	28-13
09/20/15	... HOUSTON	W	24-17
09/29/19	... at Houston	W	16-10

INDIANAPOLIS COLTS (5-2)

Home: 2-1...Away: 3-1...Playoffs: 0-0

12/03/95	... INDIANAPOLIS (at Clemson)	W	13-10
12/27/98	... at Indianapolis	W	27-19
10/12/03	... at Indianapolis	W	OT 23-20
10/28/07	... INDIANAPOLIS	L	7-31
11/27/11	... at Indianapolis	W	27-19
11/02/15	... INDIANAPOLIS (Monday Night)	W	29-26
12/22/19	... at Indianapolis	L	6-38

JACKSONVILLE JAGUARS (4-3)

Home: 3-0...Away: 2-1...Playoffs: 0-0

09/29/96	... at Jacksonville	L	14-24
09/19/99	... JACKSONVILLE	L	20-22
09/07/03	... JACKSONVILLE	W	24-23
12/09/07	... at Jacksonville	L	37-6
09/25/11	... JACKSONVILLE	W	16-10
09/13/15	... at Jacksonville	W	20-9
10/06/19	... JACKSONVILLE	W	34-27

KANSAS CITY CHIEFS (2-4)

Home: 1-2...Away: 1-2...Playoffs: 0-0

09/21/97	... KANSAS CITY	L	14-35
12/10/00	... at Kansas City	L	14-15
09/19/04	... at Kansas City	W	28-17
10/05/08	... KANSAS CITY	W	34-0
12/02/12	... at Kansas City	L	21-27
11/13/16	... KANSAS CITY	L	17-20

LOS ANGELES CHARGERS (5-1)

Home: 2-1...Away: 3-0...Playoffs: 0-0

09/14/97	... at San Diego	W	26-7
12/17/00	... SAN DIEGO	W	30-22
10/24/04	... SAN DIEGO	L	6-17
09/07/08	... at San Diego	W	26-24
12/16/12	... at San Diego	W	31-7
12/11/16	... SAN DIEGO	W	28-16

LOS ANGELES RAMS (13-9)

Home: 6-5...Away: 7-4...Playoffs: 1-0

09/17/95	... ST. LOUIS (at Clemson)	L	10-31
11/12/95	... at St. Louis	L	17-28
10/13/96	... ST. LOUIS	W	45-13
11/17/96	... at St. Louis	W	20-10
11/23/97	... at St. Louis	W	16-10
12/20/97	... ST. LOUIS	L	18-30
11/22/98	... at St. Louis	W	24-20
12/20/98	... ST. LOUIS	W	20-13
11/14/99	... at St. Louis	L	10-35
12/05/99	... ST. LOUIS	L	21-34
11/05/00	... at St. Louis (Sunday Night)	W	27-24
12/03/00	... ST. LOUIS	W	16-3
11/11/01	... at St. Louis	L	14-48
12/23/01	... ST. LOUIS	L	32-38
01/10/04	... at St. Louis (playoffs)	W	2OT 29-23
12/12/04	... ST. LOUIS	W	20-7
11/19/06	... ST. LOUIS	W	15-0
09/09/07	... at St. Louis	W	27-13
10/31/10	... at St. Louis	L	10-20
10/20/13	... ST. LOUIS	W	30-15
11/06/16	... at Los Angeles	W	13-10
09/08/19	... LOS ANGELES	L	27-30

MIAMI DOLPHINS (2-4)

Home: 1-2...Away: 1-2...Playoffs: 0-0

11/15/98	... MIAMI	L	9-13
11/04/01	... at Miami	L	6-23
09/25/05	... at Miami	L	24-27
11/19/09	... MIAMI (Thursday Night)	L	17-24
11/24/13	... at Miami	W	20-16
11/13/17	... MIAMI (Monday Night)	W	45-21

MINNESOTA VIKINGS (6-8)

Home: 3-2...Away: 3-6...Playoffs: 0-0

10/06/96	... at Minnesota	L	12-14
10/12/97	... at Minnesota	L	14-21
11/19/00	... at Minnesota	L	17-31
09/09/01	... at Minnesota	W	24-13
09/22/02	... at Minnesota	W	21-14
10/30/05	... MINNESOTA	W	38-13
09/17/06	... at Minnesota	L	OT 13-16
09/21/08	... at Minnesota	L	10-20
12/20/09	... MINNESOTA (Sunday Night)	W	26-7
10/30/11	... MINNESOTA	L	21-24
10/13/13	... at Minnesota	W	35-10
11/30/14	... at Minnesota	L	13-31
09/25/16	... MINNESOTA	L	10-22
12/10/17	... MINNESOTA	W	31-24

TEAM-BY-TEAM RESULTS

NEW ENGLAND PATRIOTS (4-3)

Home: 2-1...Away: 2-1...Playoffs: 0-1

10/29/95	... at New England	W	OT	20-17
01/06/02	... NEW ENGLAND	L		6-38
02/01/04	... New England (Super Bowl XXXVIII)	L		29-32
09/18/05	... NEW ENGLAND	W		27-17
12/13/09	... at New England	L		10-20
11/18/13	... NEW ENGLAND (Monday Night)	W		24-20
10/01/17	... at New England	W		33-30

NEW ORLEANS SAINTS (25-26)

Home: 12-13...Away: 13-13...Playoffs: 0-1

10/22/95	... NEW ORLEANS	W		20-3
11/26/95	... at New Orleans	L		26-34
09/08/96	... at New Orleans	W		22-20
10/20/96	... NEW ORLEANS	W		19-7
10/19/97	... at New Orleans	W		13-0
11/30/97	... NEW ORLEANS	L		13-16
09/13/98	... at New Orleans	L		14-19
11/01/98	... NEW ORLEANS	W		31-17
09/12/99	... at New Orleans	L		10-19
01/02/00	... NEW ORLEANS	W		45-13
10/15/00	... at New Orleans	L		6-24
11/12/00	... NEW ORLEANS	L		10-20
10/14/01	... NEW ORLEANS	L		25-27
12/02/01	... at New Orleans	L		23-27
11/10/02	... NEW ORLEANS	L		24-34
12/29/02	... at New Orleans	W		10-6
10/05/03	... NEW ORLEANS	W		19-13
10/26/03	... at New Orleans	W	OT	23-20
12/05/04	... at New Orleans	W		32-21
01/02/05	... NEW ORLEANS	L		18-21
09/11/05	... NEW ORLEANS	L		20-23
12/18/05	... at New Orleans (at LSU)	W		27-10
10/01/06	... NEW ORLEANS	W		21-18
12/31/06	... at New Orleans	W		31-21
10/07/07	... at New Orleans	W		16-13
11/25/07	... NEW ORLEANS	L		6-31
10/19/08	... NEW ORLEANS	W		30-7
12/28/08	... at New Orleans	W		33-31
11/08/09	... at New Orleans	L		20-30
01/03/10	... NEW ORLEANS	W		23-10
10/03/10	... at New Orleans	L		14-16
11/07/10	... NEW ORLEANS	L		3-34
10/09/11	... NEW ORLEANS	L		27-30
01/01/12	... at New Orleans	L		17-45
09/16/12	... NEW ORLEANS	W		35-27
12/30/12	... at New Orleans	W		44-38
12/08/13	... at New Orleans (Sunday Night)	L		13-31
12/22/13	... NEW ORLEANS	W		17-13
10/30/14	... NEW ORLEANS (Thursday Night)	L		10-28
12/7/14	... at New Orleans	W		41-10
09/27/15	... NEW ORLEANS	W		27-22
12/06/15	... at New Orleans	W		41-38
10/16/16	... at New Orleans	L		38-41
11/17/16	... NEW ORLEANS (Thursday Night)	W		23-20
09/24/17	... NEW ORLEANS	L		13-34
12/03/17	... at New Orleans	L		21-31
01/07/18	... at New Orleans (playoffs)	L		26-31
12/17/18	... NEW ORLEANS	L		9-12
12/30/18	... at New Orleans	W		33-14
11/24/19	... at New Orleans	L		31-34
12/29/19	... NEW ORLEANS	L		10-42

NEW YORK GIANTS (7-4)

Home: 3-2...Away: 4-2...Playoffs: 1-0

11/10/96	... NEW YORK GIANTS	W		27-17
12/28/03	... at New York Giants	W		37-24
01/08/06	... at New York Giants (playoffs)	W		23-0
12/10/06	... NEW YORK GIANTS	L		13-27
12/21/08	... at New York Giants (Sunday Night)	L	OT	28-34
12/27/09	... at New York Giants	W		41-9
09/12/10	... at New York Giants	L		18-31
09/20/12	... NEW YORK GIANTS (Thursday Night)	L		7-36
09/22/13	... NEW YORK GIANTS	W		38-0
12/20/15	... at New York Giants	W		38-35
10/07/18	... NEW YORK GIANTS	W		33-31

NEW YORK JETS (4-3)

Home: 3-1...Away: 1-2...Playoffs: 0-0

10/15/95	... NEW YORK JETS	W		26-15
11/29/98	... at New York Jets	L		21-48
10/28/01	... NEW YORK JETS	L		12-13
11/13/05	... NEW YORK JETS	W		30-3
11/29/09	... at New York Jets	L		6-17
12/15/13	... NEW YORK JETS	W		30-20
11/26/17	... at New York Jets	W		35-27

OAKLAND RAIDERS (3-3)

Home: 2-1...Away: 1-2...Playoffs: 0-0

11/02/97	... OAKLAND	W		38-14
12/24/00	... at Oakland	L		9-52
11/07/04	... OAKLAND	L		24-27
11/09/08	... at Oakland	W		17-6
12/23/12	... OAKLAND	W		17-6
11/27/16	... at Oakland	L		32-35

PHILADELPHIA EAGLES (5-7)

Home: 2-3...Away: 3-4...Playoffs: 1-0

10/27/96	... at Philadelphia	L		9-20
11/07/99	... PHILADELPHIA	W		33-7
11/30/03	... PHILADELPHIA	L		16-25
01/18/04	... at Philadelphia (playoffs)	W		14-3
10/17/04	... at Philadelphia	L		8-30
12/04/06	... at Philadelphia (Monday Night)	L		24-27
09/13/09	... PHILADELPHIA	L		10-38
11/26/12	... at Philadelphia (Monday Night)	W		30-22
11/10/14	... at Philadelphia (Monday Night)	L		21-45
10/25/15	... PHILADELPHIA (Sunday Night)	W		27-16
10/12/17	... PHILADELPHIA (Thursday Night)	L		23-28
10/21/18	... at Philadelphia	W		21-17

PITTSBURGH STEELERS (1-6)

Home: 1-2...Away: 0-4...Playoffs: 0-0

12/22/96	... PITTSBURGH	W		18-14
12/26/99	... at Pittsburgh	L		20-30
12/15/02	... at Pittsburgh	L		14-30
12/17/06	... PITTSBURGH	L		3-37
12/23/10	... at Pittsburgh (Thursday Night)	L		3-27
09/21/14	... PITTSBURGH (Sunday Night)	L		19-37
11/08/18	... at Pittsburgh	L		21-52

TEAM-BY-TEAM RESULTS

SAN FRANCISCO 49ERS (13-9)

Home: 6-5...Away: 7-4...Playoffs: 0-1

11/05/95	... at San Francisco	W	13-7
12/10/95	... SAN FRANCISCO	L	10-31
09/22/96	... SAN FRANCISCO	W	23-7
12/08/96	... at San Francisco	W	30-24
09/29/97	... SAN FRANCISCO (Monday Night)	L	21-34
11/16/97	... at San Francisco	L	19-27
11/08/98	... at San Francisco	L	23-25
12/16/98	... SAN FRANCISCO	L	OT 28-31
10/17/99	... at San Francisco	W	31-29
12/18/99	... SAN FRANCISCO	W	41-24
09/10/00	... at San Francisco	W	38-22
10/22/00	... SAN FRANCISCO	W	34-16
10/07/01	... at San Francisco (Sunday Night)	L	14-24
11/18/01	... SAN FRANCISCO	L	OT 22-25
11/14/04	... at San Francisco	W	37-27
12/02/07	... SAN FRANCISCO	W	31-14
10/24/10	... SAN FRANCISCO	W	23-20
11/10/13	... at San Francisco	W	10-9
01/12/14	... SAN FRANCISCO (playoffs)	L	10-23
09/18/16	... SAN FRANCISCO	W	46-27
12/10/17	... at San Francisco	W	23-3
10/27/19	... at San Francisco	L	13-51

SEATTLE SEAHAWKS (4-10)

Home: 3-5...Away: 1-5...Playoffs: 1-2

10/08/00	... SEATTLE	W	26-3
10/31/04	... at Seattle	L	17-23
01/22/06	... at Seattle (playoffs)	L	14-34
12/16/07	... SEATTLE	W	13-10
12/05/10	... at Seattle	L	14-31
10/07/12	... SEATTLE	L	12-16
09/08/13	... SEATTLE	L	7-12
10/26/14	... SEATTLE	L	9-13
01/10/15	... at Seattle (playoffs)	L	17-31
10/25/16	... at Seattle	W	27-23
01/17/16	... SEATTLE (playoffs)	W	31-24
12/04/16	... at Seattle (Sunday Night)	L	7-40
11/25/18	... SEATTLE	L	27-30
12/15/19	... SEATTLE	L	24-30

TAMPA BAY BUCCANEERS (24-15)

Home: 12-8...Away: 12-7...Playoffs: 0-0

10/01/95	... TAMPA BAY	L	13-20
12/01/96	... TAMPA BAY	W	24-0
10/18/98	... at Tampa Bay	L	13-16
10/27/02	... TAMPA BAY	L	9-12
11/17/02	... at Tampa Bay	L	10-23
09/14/03	... at Tampa Bay	W	OT 12-9
11/09/03	... TAMPA BAY	W	27-24
11/28/04	... TAMPA BAY	W	21-14
12/26/04	... at Tampa Bay	W	37-20
11/06/05	... at Tampa Bay	W	34-14
12/11/05	... TAMPA BAY	L	10-20
09/24/06	... at Tampa Bay	W	26-24
11/13/06	... TAMPA BAY (Monday Night)	W	24-10
09/30/07	... TAMPA BAY	L	7-20
12/30/07	... at Tampa Bay	W	31-23
10/12/08	... at Tampa Bay	L	3-27
12/08/08	... TAMPA BAY (Monday Night)	W	38-23
10/18/09	... at Tampa Bay	W	28-21
12/06/09	... TAMPA BAY	W	16-6
09/19/10	... at TAMPA BAY	L	7-20
11/14/10	... at Tampa Bay	L	16-31
12/04/11	... at Tampa Bay	W	38-19
12/24/11	... TAMPA BAY	W	48-16
09/09/12	... at Tampa Bay	L	10-16
11/18/12	... TAMPA BAY	L	OT 21-27
10/24/13	... at Tampa Bay (Thursday Night)	W	31-13
12/1/13	... TAMPA BAY	W	27-6
09/07/14	... at Tampa Bay	W	20-14
12/14/14	... TAMPA BAY	W	19-17
10/04/16	... at Tampa Bay	W	37-23
01/03/16	... TAMPA BAY	W	38-10
10/10/16	... TAMPA BAY (Monday Night)	L	14-17
01/01/17	... at Tampa Bay	L	16-17
10/29/17	... at Tampa Bay	W	17-3
12/24/17	... TAMPA BAY	W	22-19
11/04/18	... TAMPA BAY	W	42-28
12/02/18	... at Tampa Bay	L	17-24
09/12/19	... TAMPA BAY (Thursday Night)	L	14-20
10/13/19	... at Tampa Bay (London)	W	37-26

TENNESSEE TITANS (3-3)

Home: 1-2...Away: 2-1...Playoffs: 0-0

11/24/96	... at Houston	W	31-6
10/19/03	... TENNESSEE	L	17-37
11/04/07	... at Tennessee	L	7-20
11/13/11	... TENNESSEE	L	3-30
11/15/15	... at Tennessee	W	27-10
11/03/19	... TENNESSEE	W	30-20

WASHINGTON FOOTBALL TEAM (6-9)

Home: 4-3...Away: 2-6...Playoffs: 0-0

12/24/95	... at Washington	L	17-20
08/31/97	... WASHINGTON	L	10-24
12/13/98	... WASHINGTON	L	25-28
10/03/99	... at Washington	L	36-38
09/03/00	... at Washington	L	17-20
10/21/01	... at Washington	L	OT 14-17
11/16/03	... WASHINGTON	W	20-17
11/26/06	... at Washington	L	13-17
10/11/09	... WASHINGTON	W	20-17
10/23/11	... WASHINGTON	W	33-20
11/04/12	... at Washington	W	21-13
11/22/15	... WASHINGTON	W	44-16
12/19/16	... at Washington (Monday Night)	W	26-15
10/14/18	... at Washington	L	17-23
12/01/19	... WASHINGTON	L	21-29

PANTHERS IN OVERTIME

Location	Won	Lost	Tie	Won Toss	Lost Toss
Home	1	4	0	1	4
Away	5	6	1	8	4
Totals	6	10	1	9	8

Nov. 2, 2015 - Carolina 29 vs. Indianapolis 26: Colts win toss. Indianapolis kicker Adam Vinatieri converts a 50-yard field goal on the first possession of overtime, but the Panthers responded with a 42-yard field goal by kicker Graham Gano to tie it on the following drive. On the Colts subsequent drive, Roman Harper tips a pass over the middle and linebacker Luke Kuechly secures it at the Indy 39. The offense picks up 5 yards on third down and Gano makes 52-yard kick for his first "walk-off win" in his 45 games with the Panthers to secure the first home overtime victory in franchise history.

Oct. 12, 2014 - Carolina 37 at Cincinnati 37: Bengals win toss. The Bengals are forced to kick a 42-yard field goal following a sack by defensive end Charles Johnson on third-and-seven. The Panthers made their way into scoring position and kicker Graham Gano connected on a 36-yard field goal to tie the game with 2:19 left in overtime. Bengals kicker Mike Nugent misses a 36-yard field goal as time expired, marking just the second time since the league adopted new overtime rules in 2012 that a game has ended in a tie when both teams scored in overtime.

Nov. 18, 2012 - Carolina 21 vs. Tampa Bay 27: Buccaneers win toss. The Buccaneers drive 80 yards in eight plays as Josh Freeman completes a 15-yard touchdown pass to Vincent Jackson for the win. Running back Doug Martin rushes five times for 48 yards on the drive.

Dec. 21, 2008 - Carolina 28 at New York Giants 34: Giants win toss. The Giants are forced to punt. The Panthers are forced to punt. Giants running back Brandon Jacobs scores on a 2-yard run with 9:57 remaining following a 51-yard Derrick Ward run to the Panthers' 36, setting up the game winning touchdown.

Sept. 17, 2006 - Carolina 13 at Minnesota 16: Panthers win toss. The Panthers are forced to punt. Minnesota kicker Ryan Longwell converts a 19-yard field goal with 7:28 remaining following a 10-play 78-yard drive.

Dec. 18, 2004 - Carolina 31 at Atlanta 34: Panthers win toss. Aaron Beasley intercepts a Jake Delhomme pass and returns it 30 yards. Jay Feely kicks a 38-yard field goal with 12:35 remaining.

Jan. 10, 2004 - Carolina 29 at St. Louis 23 (OT), NFC Divisional Playoffs: Panthers win toss. Scoreless first overtime ends after John Kasay misses a 45-yard field goal and Rams kicker Jeff Wilkins is short on a 53-yard attempt. A Ricky Manning interception sets up a 69-yard touchdown pass from Jake Delhomme to Steve Smith on the first play of the second overtime period with 14:50 remaining. At 1:15:10, the game ranks as the fifth-longest in NFL history.

Dec. 7, 2003 - Carolina 14 at Atlanta 20: Panthers win toss. Kevin Mathis intercepts a Jake Delhomme pass and returns it 32 yards for a touchdown with 13:31 remaining.

Oct. 26, 2003 - Carolina 23 at New Orleans 20: Saints win toss. On a key fourth down play, Julius Peppers upends Deuce McAllister in the backfield short of the first down and causes a fumble that is recovered by Kris Jenkins. Stephen Davis' 34-yard run sets up a John Kasay 31-yard field goal with 10:24 remaining.

Oct. 12, 2003 - Carolina 23 at Indianapolis 20: Panthers win toss. John Kasay kicks a 47-yard field goal with 9:21 remaining following a 10-play 43-yard drive where DeShaun Foster gained 26 yards on the ground.

Sept. 14, 2003 - Carolina 12 at Tampa Bay 9: Panthers win toss. Panthers are forced to punt. Defense stops the Buccaneers at the Carolina 42-yard line and Steve Smith returns the punt 52 yards. John Kasay kicks a 47-yard field goal with 3:28 remaining.

Nov. 18, 2001 - Carolina 22 vs. San Francisco 25: 49ers win toss. Jose Cortez kicks a 26-yard field goal with 10:26 remaining.

Oct. 21, 2001 - Carolina 14 at Washington 17: Redskins win toss. Tony Banks completes a 47-yard pass to Rod Gardner to set up a Brett Conway 23-yard field goal conversion with 13:13 remaining.

Oct. 1, 2000 - Carolina 13 vs. Dallas 16: Cowboys win toss. Troy Aikman drives Dallas 68 yards in seven plays, and Tim Seder caps off the drive with a 24-yard field goal with 11:08 remaining.

Dec. 6, 1998 - Carolina 28 vs. San Francisco 31: Panthers win toss. A Carolina fumble is recovered by the 49ers at the Panthers 38-yard line. Wade Richey kicks a 23-yard field goal with 10:44 remaining.

Oct. 29, 1995 - Carolina 20 at New England 17: Panthers win toss. Both the Panthers and the Patriots are forced to punt before John Kasay converts a 29-yard field goal with 7:52 remaining for Carolina's first overtime win in team history.

Sept. 3, 1995 - Carolina 20 at Atlanta 23: Panthers win toss. In the Panthers inaugural regular season contest, the Falcons recover a Carolina fumble on the Panthers 42-yard line after Frank Reich is sacked. Morten Andersen kicks a 35-yard field goal with 8:43 remaining.

ALL-TIME WIN-LOSS RECORDS

1995-2001

General Records:	1995	1996	1997	1998	1999	2000	2001
Overall Record	7-9	12-4	7-9	4-12	8-8	7-9	1-15
Home	5-3	8-0	2-6	2-6	5-3	5-3	0-8
Away	2-6	4-4	5-3	2-6	3-5	2-6	1-7
Panthers win coin toss	3-4	8-3	4-5	2-3	4-5	4-4	1-6
Panthers lose coin toss	4-5	4-1	3-4	2-9	4-3	3-5	0-9
Scoring first	3-4	10-0	4-1	3-4	7-4	6-4	1-7
Opponent scores first	4-5	2-4	3-8	1-8	1-4	1-5	0-8
Leading at halftime	3-1	6-0	6-0	2-3	7-1	5-3	1-5
Tied at halftime	2-2	-	0-1	0-3	0-1	0-2	0-1
Trailing at halftime	2-6	6-4	1-8	2-6	1-6	2-4	0-9
Leading after three quarters	5-0	11-0	6-0	3-2	8-1	5-2	1-3
Tied after three quarters	1-1	-	0-1	-	-	0-1	-
Trailing after three quarters	1-8	1-4	1-8	1-10	0-7	2-5	0-12
In overtime	1-1	-	-	0-1	-	0-1	0-2
Outcomes of 7 points or less	4-6	3-1	2-2	2-9	3-3	1-5	0-8
Outcomes of 3 points or less	1-2	1-1	1-1	0-3	2-2	1-4	0-6
Ind. Panthers 100-yd rusher	1-1	4-1	3-3	2-2	1-1	2-0	0-2
Ind. Panthers 100-yd receiver	1-5	1-2	2-3	1-6	5-5	3-2	0-2
Ind. Panthers 300-yd passer	1-1	1-0	0-1	0-1	4-1	3-0	0-1
Panthers out-gain opposition	4-5	7-1	6-3	1-2	7-5	3-1	0-2
Panthers out-rush opposition	5-0	8-1	5-1	3-0	3-2	3-0	0-3
Panthers out-pass opposition	4-3	6-2	4-4	1-5	5-5	3-3	0-5
Opponent ind. 100-yd rusher	0-1	2-2	0-5	0-5	2-3	0-4	0-6
Opponent ind. 100-yd receiver	2-5	3-1	2-2	1-5	2-3	2-1	0-6
Opponent ind. 300-yd passer	2-1	1-1	1-0	1-1	3-2	2-1	0-4
Turnovers:							
Positive	3-3	8-0	3-0	3-3	4-0	5-2	1-6
Even	4-1	3-1	4-1	1-0	1-4	0-4	0-2
Negative	0-5	1-3	0-8	0-9	3-4	2-3	0-7
Surface:							
On grass	7-5	9-1	3-8	2-8	8-4	6-6	0-11
On artificial turf	0-4	3-3	4-1	2-4	0-4	1-3	1-4
Outdoors	7-6	9-2	4-8	2-10	8-5	6-6	0-12
Indoors	0-3	3-2	3-1	2-2	0-3	1-3	1-3
By Month:							
August	-	-	0-1	-	-	-	-
September	0-3	3-1	2-2	0-3	1-2	1-2	1-2
October	3-2	2-2	2-1	0-4	1-3	2-3	0-4
November	2-2	3-1	2-3	2-3	3-1	2-2	0-4
December	2-2	4-0	1-2	2-2	2-2	2-2	0-4
January	-	-	-	-	1-0	-	0-1
February	-	-	-	-	-	-	-
By Conference/Division:							
AFC Opponents	3-1	3-1	2-2	1-3	2-2	2-2	0-4
AFC East	3-1	-	-	1-3	-	-	0-4
AFC Central	-	3-1	-	-	2-2	-	-
AFC North	-	-	-	-	-	-	-
AFC South	-	-	-	-	-	-	-
AFC West	-	-	2-2	-	-	2-2	-
NFC Opponents	4-8	9-3	5-7	3-9	6-6	5-7	1-11
NFC East	1-1	1-1	1-1	0-2	1-1	0-2	0-2
NFC Central	0-2	1-1	0-2	0-2	1-1	1-1	1-1
NFC North	-	-	-	-	-	-	-
NFC South	-	-	-	-	-	-	-
NFC West	3-5	7-1	4-4	3-5	4-4	4-4	0-8
Jersey Color:							
White Jerseys	5-6	8-3	5-6	2-5	5-6	4-6	1-7
Black Jerseys	2-3	4-1	2-3	2-7	3-2	3-3	0-8
Blue Jerseys	-	-	-	-	-	-	-
Time Of Game:							
Day	7-8	11-4	5-7	4-11	7-8	5-9	1-14
Night	0-1	1-0	2-2	0-1	1-0	2-0	0-1
On Monday Night Football	-	-	1-1	-	-	1-0	-

ALL-TIME WIN-LOSS RECORDS

2002-2008

General Records:	2002	2003	2004	2005	2006	2007	2008
Overall Record	7-9	11-5	7-9	11-5	8-8	7-9	12-4
Home	4-4	6-2	3-5	5-3	4-4	2-6	8-0
Away	3-5	5-3	4-4	6-2	4-4	5-3	4-4
Panthers win coin toss	3-4	2-4	1-3	5-2	2-2	4-4	6-2
Panthers lose coin toss	4-5	9-1	6-6	6-3	6-6	3-5	6-2
Scoring first	1-2	10-2	5-2	9-1	4-5	6-3	8-1
Opponent scores first	6-7	1-3	2-7	2-4	4-3	1-6	4-3
Leading at halftime	5-2	6-1	4-1	8-1	6-5	2-1	10-1
Tied at halftime	0-2	1-2	1-1	1-0	1-0	3-0	0-1
Trailing at halftime	2-5	4-2	2-7	2-4	1-3	2-8	2-2
Leading after three quarters	6-3	8-2	5-1	8-0	8-4	4-0	9-1
Tied after three quarters	1-0	-	1-0	1-0	0-0	1-1	2-0
Trailing after three quarters	0-6	3-3	1-8	2-5	0-4	2-8	1-3
In overtime	-	3-1	0-1	0-0	0-1	0-0	0-1
Outcomes of 7 points or less	4-4	9-3	1-5	4-3	4-4	1-2	4-1
Outcomes of 3 points or less	1-4	7-0	0-4	2-2	3-3	2-0	3-0
Ind. Panthers 100-yd rusher	2-0	5-2	6-0	2-0	4-0	3-0	6-2
Ind. Panthers 100-yd receiver	2-2	4-1	4-4	5-5	3-4	2-3	7-2
Ind. Panthers 300-yd passer	2-1	1-1	1-3	1-0	1-1	0-1	0-0
Panthers out-gain opposition	5-2	5-3	5-5	8-2	7-2	4-1	7-1
Panthers out-rush opposition	5-3	9-3	6-2	10-1	7-1	5-3	9-1
Panthers out-pass opposition	5-2	6-3	3-6	6-4	4-4	3-2	4-3
Opponent ind. 100-yd rusher	1-0	3-1	0-5	0-3	0-6	0-4	0-3
Opponent ind. 100-yd receiver	1-4	3-0	4-1	3-0	2-3	2-2	2-1
Opponent ind. 300-yd passer	-	1-0	3-0	2-0	1-1	1-0	3-0
Turnovers:							
Positive	5-1	3-1	6-3	7-1	5-0	5-1	8-1
Even	1-0	3-0	1-2	4-1	1-1	1-1	2-1
Negative	1-8	5-4	0-4	0-4	2-7	1-7	2-2
Surface:							
On grass	5-7	9-3	6-7	8-5	5-6	4-9	11-1
On artificial turf	2-2	2-2	1-2	3-0	3-2	3-0	1-3
Outdoors	5-8	9-4	6-8	9-5	6-7	3-9	11-2
Indoors	2-1	2-1	1-1	2-0	2-1	4-0	1-2
By Month:							
August	-	-	-	-	-	-	-
September	3-1	3-0	1-1	1-2	1-2	2-2	3-1
October	0-4	3-1	0-5	4-0	3-2	2-1	3-1
November	0-3	2-3	3-1	3-1	2-1	0-4	3-1
December	4-1	3-1	3-1	2-2	2-3	3-2	3-1
January	-	-	0-1	1-0	-	-	-
February	-	0-1	-	-	-	-	-
By Conference/Division:							
AFC Opponents	3-1	2-2	1-3	3-1	2-2	0-4	4-0
AFC East	-	-	-	3-1	-	-	-
AFC Central	-	-	-	-	-	-	-
AFC North	3-1	-	-	-	2-2	-	-
AFC South	-	2-2	-	-	-	0-4	-
AFC West	-	-	1-3	-	-	-	4-0
NFC Opponents	4-8	9-3	6-6	8-4	6-6	7-5	8-4
NFC East	0-1	2-2	0-1	0-1	0-4	0-1	0-1
NFC Central	-	-	-	-	-	-	-
NFC North	3-1	1-0	0-1	3-1	0-1	0-1	3-1
NFC South	1-5	5-1	3-3	4-2	5-1	3-3	4-2
NFC West	0-1	1-0	3-1	1-0	1-0	4-0	1-0
Jersey Color:							
White Jerseys	5-5	7-2	4-5	5-3	5-4	5-4	6-3
Black Jerseys	2-3	3-2	2-3	5-1	1-4	2-3	5-0
Blue Jerseys	0-1	1-1	1-1	1-1	2-0	0-2	1-1
Time Of Game:							
Day	7-9	11-4	7-7	10-5	7-6	7-8	11-3
Night	-	0-1	0-2	1-0	1-2	0-1	1-1
On Monday Night Football	-	-	0-1	1-0	1-1	-	1-0

ALL-TIME WIN-LOSS RECORDS

2009-2015

General Records:	2009	2010	2011	2012	2013	2014	2015
Overall Record	8-8	2-14	6-10	7-9	12-4	7-8-1	15-1
Home	5-3	2-6	3-5	3-5	7-1	4-4	8-0
Away	3-5	0-8	3-5	4-4	5-3	3-4-1	7-1
Panthers win coin toss	6-4	1-9	4-3	3-0	8-2	3-4	9-0
Panthers lose coin toss	2-4	1-5	2-7	4-9	4-2	4-4-1	6-1
Scoring first	5-6	1-4	6-4	4-2	8-2	7-3-1	10-1
Opponent scores first	3-2	1-10	0-6	3-7	4-2	0-5	5-0
Leading at halftime	5-3	1-1	4-4	5-3	10-3	5-1	12-0
Tied at halftime	1-0	1-0	1-1	0-0	0-0	0-0	1-1
Trailing at halftime	2-5	0-13	1-5	2-6	2-1	2-7-1	2-0
Leading after three quarters	6-0	1-1	5-3	6-2	10-1	6-0-1	14-0
Tied after three quarters	0-1	1-0	0-1	0-0	0-1	0-1	0-0
Trailing after three quarters	2-7	0-13	1-6	1-7	2-2	1-7	1-1
In overtime	0-0	0-0	0-0	0-1	0-0	0-0-1	1-0
Outcomes of 7 points or less	2-1	2-2	1-7	1-7	5-2	4-2-1	6-1
Outcomes of 3 points or less	1-0	1-2	0-3	0-2	2-1	1-1-1	2-0
Ind. Panthers 100-yd rusher	6-2	1-3	0-1	2-0	1-0	2-0-1	3-0
Ind. Panthers 100-yd receiver	1-1	1-0	2-5	2-4	1-0	1-4	5-0
Ind. Panthers 300-yd passer	0-1	1-0	0-3	1-2	0-1	0-1	3-0
Panthers out-gain opposition	6-3	2-1	5-6	5-4	7-1	5-2	12-0
Panthers out-rush opposition	8-3	1-4	5-3	5-4	9-3	5-4	14-1
Panthers out-pass opposition	3-4	1-1	2-5	4-4	6-1	4-3	9-0
Opponent ind. 100-yd rusher	1-2	1-3	2-5	1-3	0-1	0-2-1	2-0
Opponent ind. 100-yd receiver	1-2	1-1	1-5	3-3	1-2	2-3-1	3-1
Opponent ind. 300-yd passer	1-2	0-2	0-6	2-2	1-2	0-2-1	3-1
Turnovers:							
Positive	6-1	1-5	6-0	4-3	8-1	6-0-1	11-0
Even	0-1	0-2	0-3	2-3	3-1	0-2	1-1
Negative	2-6	1-7	0-7	1-3	1-2	1-6	3-0
Surface:							
On grass	7-4	2-9	5-7	6-8	10-2	5-5	11-0
On artificial turf	1-4	0-5	1-3	1-1	2-2	2-3-1	4-1
Outdoors	7-5	2-11	4-6	6-8	10-2	5-8-1	13-0
Indoors	1-3	0-3	2-4	1-1	2-2	2-0	2-1
By Month:							
August	-	-	-	-	-	-	-
September	0-3	0-3	1-2	1-3	1-2	2-2	3-0
October	2-1	1-3	1-4	0-3	3-1	1-3-1	3-0
November	2-3	0-4	1-2	2-2	4-0	0-3	5-0
December	3-1	1-3	3-1	4-1	4-1	4-0	3-1
January	1-0	0-1	0-1	0-0	0-0	0-0	1-0
February	-	-	-	-	-	-	0-1
By Conference/Division:							
AFC Opponents	0-4	0-4	3-1	2-2	3-1	1-2-1	4-0
AFC East	0-4	-	-	-	3-1	0-0	0-0
AFC Central	-	-	-	-	-	-	-
AFC North	-	0-4	-	-	-	1-2-1	0-0
AFC South	-	-	3-1	-	-	0-0	4-0
AFC West	-	-	-	2-2	-	0-0	0-0
NFC Opponents	8-4	2-10	3-9	5-7	9-3	6-6	11-1
NFC East	2-2	0-1	1-0	2-2	1-0	0-1	4-0
NFC Central	-	-	-	-	-	-	-
NFC North	1-0	0-1	0-4	0-1	1-0	2-2	1-0
NFC South	4-2	0-6	2-4	3-3	5-1	4-2	5-1
NFC West	1-0	2-2	0-1	0-1	2-2	0-1	1-0
Jersey Color:							
White Jerseys	3-5	0-10	4-7	5-5	5-3	4-4-1	6-1
Black Jerseys	4-2	1-3	1-2	2-2	4-1	2-3	6-0
Blue Jerseys	1-1	1-1	1-1	0-2	3-0	1-1	3-0
Time Of Game:							
Day	7-6	2-13	6-10	6-8	10-3	7-5-1	13-1
Night	1-2	0-1	-	1-1	2-1	0-3	2-0
On Monday Night Football	0-1	-	-	1-0	1-0	0-1	1-0

ALL-TIME WIN-LOSS RECORDS

	2016-2020						
General Records:	2016	2017	2018	2019	2020	TOTAL	PLAYOFFS
Overall Record	6-10	11-5	7-9	5-11		195-204-1	9-8
Home	4-4	6-2	5-3	2-6		108-92	5-2
Away	2-6	5-3	2-6	3-5		87-112-1	4-6
Panthers win coin toss	3-5	8-2	5-2	0-4		99-86	5-8
Panthers lose coin toss	3-5	3-3	2-7	5-7		96-118-1	4-0
Scoring first	5-3	8-1	3-7	4-2		138-75-1	7-2
Opponent scores first	1-7	3-4	4-2	1-9		57-130	2-6
Leading at halftime	6-4	10-0	6-2	5-1		140-47	8-0
Tied at halftime	0-0	0-2	0-2	0-0		13-22	-
Trailing at halftime	0-6	1-3	1-5	0-10		42-135-1	1-8
Leading after three quarters	6-3	10-0	6-3	4-0		161-32-1	9-0
Tied after three quarters	0-2	0-0	0-0	1-0		9-11	-
Trailing after three quarters	0-5	1-5	1-6	0-11		25-161	0-8
In overtime	0-0	0-0	0-0	0-0		5-10-1	1-0
Outcomes of 7 points or less	2-6	7-1	2-7	2-3		76-95-1	2-3
Outcomes of 3 points or less	2-6	4-0	1-3	0-2		38-52-1	0-1
Ind. Panthers 100-yd rusher	2-0	2-0	1-3	3-3		64-26-1	5-0
Ind. Panthers 100-yd receiver	1-2	3-1	0-3	1-6		58-72	4-3
Ind. Panthers 300-yd passer	2-1	2-0	0-3	0-3		24-27	2-2
Panthers out-gain opposition	3-5	6-1	5-6	2-3		127-67	6-4
Panthers out-rush opposition	4-7	10-0	6-2	4-2		149-54	9-3
Panthers out-pass opposition	1-5	5-1	4-6	2-4		95-86	5-2
Opponent ind. 100-yd rusher	0-2	0-0	1-2	1-4		17-72-1	0-1
Opponent ind. 100-yd receiver	1-3	5-0	3-3	2-4		52-61-1	2-6
Opponent ind. 300-yd passer	2-3	4-1	3-2	3-3		40-37-1	2-2
Turnovers:							
Positive	5-1	7-0	6-1	4-1		130-35-1	7-1
Even	0-1	2-1	1-2	0-0		35-36	1-1
Negative	1-8	2-4	0-6	1-10		30-134	1-6
Surface:							
On grass	6-7	8-2	6-7	3-8		152-140	7-5
On artificial turf	0-3	3-3	1-2	2-3		43-64-1	2-3
Outdoors	6-8	10-3	6-7	3-8		157-158-1	8-6
Indoors	0-2	1-2	1-2	2-3		38-46	1-2
By Month:							
August	-	-	-	-		0-1	-
September	1-2	2-1	2-1	2-2		37-45	-
October	1-3	3-2	3-1	2-1		45-55-1	-
November	2-2	3-0	1-3	1-3		48-52	-
December	2-2	3-2	1-4	0-5		61-46	-
January	0-1	0-0	0-0	0-0		4-5	9-6
February						-	0-2
By Conference/Division:							
AFC Opponents	1-3	4-0	2-2	3-1		49-48-1	0-2
AFC East	-	4-0	-	-		14-14	0-1
AFC Central	-	-	-	-		5-3	-
AFC North	-	-	2-2	-		8-11-1	-
AFC South	-	-	-	3-1		12-8	-
AFC West	1-3	-	-	-		12-12	0-1
NFC Opponents	5-7	7-5	5-7	2-8		144-154	9-6
NFC East	1-0	0-1	3-1	0-1		20-30	4-0
NFC Central	-	-	-	-		4-10	0-1
NFC North	0-1	3-1	0-1	0-1		18-18	1-0
NFC South	1-5	3-3	2-4	1-5		55-53	0-1
NFC West	3-1	1-0	0-1	1-3		47-45	4-4
Jersey Color:							
White Jerseys	2-6	5-4	5-4	3-5		109-119-1	9-6
Black Jerseys	2-3	5-0	1-5	1-5		65-69	0-2
Blue Jerseys	2-1	1-1	1-0	1-1		21-16	-
Time Of Game:							
Day	4-7	10-4	7-7	5-10		177-177-1	6-3
Night	2-3	1-1	0-2	0-1		18-27	3-5
On Monday Night Football	1-1	1-0	0-0	0-0		10-7	-

ALL-TIME STATISTICAL RANKINGS

Category	1995	1996	1997	1998	1999	2000	2001	2002	2003	2004	2005	2006	2007
Net Yards per game	26	23	26	20	6	20	30	31	16	13	22	24	29
Rushing Yards per game	20	15	15	28	20	29	29	25	7	28	19	24	14
Net Passing Yards per game	24	22	26	14	2	12	26	30	18	9	17	15	29
Third Down Efficiency	20	21	2	13	10	15	30	30	20	10	6	32	24
Points per game	25	7	27	12	4	21	29	30	15	13	8	27	26
Opp. Net Yards per game	7	10	15	30	26	27	31	2	8	20	3	7	16
Opp. Rush Yards per game	10	8	22	26	24	26	31	8	11	17	4	11	18
Opp. Net Pass Yards per game	14	12	9	28	23	26	28	4	9	18	9	4	17
Opp. Third Down Efficiency	15	1	17	26	30	27	27	2	8	31	27	3	26
Sacks	14t	1	23	21t	23t	27t	28	2	8	24t	7	6t	31
Interceptions	6t	7t	27	10t	20t	13t	3t	15t	12t	1	4	22t	23t
Turnover Margin						11t	15	23t	25t	4	3	23t	13t
Opp. Points per game	8	2	13t	27	26	12	28	5	10	15t	5	8t	15

Category	2008	2009	2010	2011	2012	2013	2014	2015	2016	2017	2018	2019
Net Yards per game	10	19	32	7	12	26	16	11	19	19	10	19
Rushing Yards per game	3	3	13	3	9	11	7	2	10	4	4	14
Net Passing Yards per game	19	27	32	13	16	29	19	24	21	28	16	10
Third Down Efficiency	19	19	30	10	6	4	12	7	23	7	9	29
Points per game	7	21	32	5	18	18	19	1	15	12	14	20
Opp. Net Yards per game	18	8	18	28	10	2	10	6	21	7	15	23
Opp. Rush Yards per game	20	22	23	25	14	2	16	4	6	3	12	29
Opp. Net Pass Yards per game	16	4	11	24	13	6	11	11	29	18	18	13
Opp. Third Down Efficiency	18	7	16	27	9	12	22	13	10	13	19	21
Sacks	9	22t	20t	24t	9t	1	12t	6	2	3	27	2
Interceptions	21t	5t	11t	20t	23t	5t	14t	1	4t	21t	15t	8t
Turnover Margin	7	8t	25t	13t	16	6	13	1	21t	13t	15t	29t
Opp. Points per game	12	9	26	27	18	2	21	6	26	11	19	31

ALL-TIME STATISTICAL AVERAGES

Category	1995	1996	1997	1998	1999	2000	2001	2002	2003	2004	2005	2006	2007
Net Yards per game	288.7	300.8	288.4	298.8	355.3	290.9	265.9	267.5	321.3	326.6	309.4	307.7	284.9
Rushing Yards per game	98.3	108.1	110.6	91.1	95.3	74.1	85.8	99.1	130.7	98.9	104.9	103.7	114.0
Net Passing Yards per game	190.4	192.7	177.8	207.6	260.1	216.1	180.1	168.4	190.6	227.7	204.4	204.0	170.9
Third Down Efficiency	38.1	37.2	44.0	37.0	38.3	39.4	30.6	28.6	35.6	40.3	42.2	31.1	36.2
Points per game	18.1	22.9	16.6	21.0	26.3	19.4	15.8	16.1	20.3	22.2	24.4	16.9	16.7
Opp. Net Yards per game	314.2	298.5	311.3	365.1	343.9	353.5	371.4	290.4	295.3	336.4	282.6	296.1	324.8
Opp. Rushing Yards per game	98.5	97.6	123.3	133.3	118.6	121.5	143.8	103.3	107.6	119.0	91.6	108.6	110.7
Opp. Net Passing Yards per game	215.7	200.9	187.9	231.8	225.3	232.0	227.6	187.1	187.7	217.4	191.1	187.5	214.1
Opp. Third Down Efficiency	40.8	32.4	36.9	41.7	41.6	43.3	41.6	32.9	34.7	46.0	40.7	31.5	42.5
Sacks	36	60	36	37	35	27	26	52	39	34	45	41	23
Interceptions	21	22	11	19	15	17	24	17	16	26	23	14	14
Turnover Margin						+3	+1	-7	-5	+12	+16	-5	+1
Opp. Points per game	20.3	13.6	19.6	25.8	23.8	19.4	25.6	18.9	19.0	21.2	16.2	19.1	21.7

Category	2008	2009	2010	2011	2012	2013	2014	2015	2016	2017	2018	2019
Net Yards per game	349.7	331.0	258.4	389.8	360.7	316.9	346.7	366.9	343.7	323.7	373.3	341.8
Rushing Yards per game	152.3	156.1	115.4	150.5	130.5	126.6	127.3	142.6	113.4	131.4	133.5	113.7
Net Passing Yards per game	197.4	174.9	143.1	239.3	230.2	190.2	219.4	224.3	230.3	192.3	239.8	258.4
Third Down Efficiency	39.3	37.3	30.4	40.5	43.1	43.8	41.9	42.4	37.2	41.9	41.6	31.9
Points per game	25.9	19.7	12.3	25.4	22.3	22.9	21.2	31.3	23.1	22.7	23.5	21.3
Opp. Net Yards per game	331.2	315.8	335.9	377.6	333.1	301.3	339.8	322.9	359.8	317.1	353.2	347.5
Opp. Rushing Yards per game	119.5	124.8	123.8	130.8	110.1	86.9	112.0	88.4	91.6	88.1	112.8	143.5
Opp. Net Passing Yards per game	211.7	191.0	212.1	246.8	223.0	214.3	227.8	234.5	268.2	229.1	240.4	231.0
Opp. Third Down Efficiency	39.7	35.5	38.0	42.8	36.1	35.8	42.4	37.9	37.9	37.9	39.9	39.9
Sacks	37	31	31	31	39	59	40	44	47	50	35	53
Interceptions	12	22	17	14	11	20	14	24	17	10	13	14
Turnover Margin	+6	+6	-8	+1	+1	+11	+3	+20	-2	+2	+1	-14
Opp. Points per game	20.6	19.3	25.5	26.8	22.7	15.1	23.4	19.3	25.1	20.4	23.9	29.4

CAREER LEADERS

GAMES PLAYED (min. 64)

Player	Years	G
Kasay, John	1995-2010	221
Smith, Steve	2001-2013	182
Davis, Thomas	2005-2018	176
Jansen, J.J.	2009-2019	176
Gross, Jordan	2003-2013	167
Muhammad, Muhsin	1996-2004; 2008-09	155
Peppers, Julius	2002-2009; 2017-18	154
Hoover, Brad	2000-2009	152
Kalil, Ryan	2007-2018	148
Minter, Mike	1997-2006	148
Johnson, Charles	2007-2017	143
Rucker, Mike	1999-2007	139
Stewart, Jonathan	2008-2017	131
Kyle, Jason	2001-2008	128
Olsen, Greg	2011-2019	126
Mangum, Kris	1997-2006	126
Newton, Cam	2011-2019	125
Jones, Colin	2012-2019	124
Gamble, Chris	2004-2012	123
Kuechly, Luke	2012-2019	118
Williams, DeAngelo	2006-2014	117
Wharton, Travelle	2004-2011; 2013	115
Baker, Jason	2005-2011	112
Addison, Mario	2012-2019	111
Munnerlyn, Captain	2009-2013; 2017-2018	107
Goings, Nick	2001-2008	105
Hankton, Karl	2000-2006	104
Gano, Graham	2012-2019	98
Walls, Wesley	1996-2002	98
Short, Kawann	2013-2019	96
Anderson, James	2006-2012	94

GAMES STARTED (min. 50)

Player	Years	GS
Jordan Gross	2003-2013	167
Steve Smith	2001-2013	161
Thomas Davis	2005-2018	158
Ryan Kalil	2007-2018	145
Muhsin Muhammad	1996-2004; 2008-09	141
Mike Minter	1997-2006	141
Julius Peppers	2002-2009; 2017-18	133
Cam Newton	2011-2019	124
Greg Olsen	2011-2019	123
Luke Kuechly	2012-2019	118
Chris Gamble	2004-2012	117
Charles Johnson	2007-2017	114
Travelle Wharton	2004-2011; 2013	111
Mike Rucker	1999-2007	106
Wesley Walls	1996-2002	96
Brad Hoover	2000-2009	93
Jake Delhomme	2003-2009	90
Frank Garcia	1995-2000	84
DeAngelo Williams	2006-2014	82
Trai Turner	2014-2019	80
Kris Jenkins	2001-2007	79
Eric Davis	1996-2000	78
Star Lotulelei	2013-2017	75

PLAYOFF GAMES PLAYED (min. 8)

Player	Years	G
Davis, Thomas	2005-2018	11
Kasay, John	1995-2010	10
Smith, Steve	2001-2013	9
Gross, Jordan	2003-2013	9
Peppers, Julius	2002-2009; 2017-18	9
Delhomme, Jake	2003-2009	8
Kyle, Jason	2001-2008	8
Hoover, Brad	2000-2009	8
Wesley, Dante	2002-2005; 2007-2009	8
Goings, Nick	2001-2008	8
Kalil, Ryan	2007-2018	8

Garcia, Frank	1995-2000	91
Delhomme, Jake	2003-2009	91
Wesley, Dante	2002-2005; 2007-2009	91
Hangartner, Geoff	2005-08; 2011-12; 2013	90
Jenkins, Kris	2001-2007	85
Turner, Trai	2014-2019	84
Horton, Wes	2013-2019	83
Godfrey, Charles	2008-2014	82
Marshall, Richard	2006-2010	80
Wallace, Al	2002-2006	80
Davis, Eric	1996-2000	78
Mitchell, Jeff	2001-2005	78
Richardson, Damien	1998-2004	77
Lotulelei, Star	2013-2017	76
Bates, Michael	1996-2000, 2002	76
King, Jeff	2006-2010	76
Moorehead, Kindal	2003-2007	75
Love, Kyle	2015-2019	72
Tolbert, Mike	2012-2016	72
Beason, Jon	2007-2013	72
Johnson, Anthony	1995-1999	71
Buckner, Brentson	2001-2005	71
Thompson, Shaq	2015-2019	70
Campbell, Matt	1995-2000	69
Jacobs, Ben	2013-15, 2016-18	68
Senn, Jordan	2009-2013	66
Dickson, Ed	2014-2017	64
Stone, Dwight	1995-1998	64
Nortman, Brad	2012-2015	64
Gilbert, Sean	1998-2002	64
Sauerbrun, Todd	2001-2004	64

Charles Godfrey	2008-2014	75
Kawann Short	2013-2019	73
Jon Beason	2007-2013	71
Brentson Buckner	2001-2005	65
Jonathan Stewart	2008-2017	64
Jeff King	2006-2010	62
Shaq Thompson	2015-2019	61
Kris Mangum	1997-2006	61
James Bradberry	2016-2019	60
Dan Morgan	2001-2007	59
Ken Lucas	2005-2008	59
Matt Campbell	1995-2000	58
Geoff Hangartner	2005-08; 2011-12; 2013	57
Chris Terry	1999-2000	57
Byron Bell	2011-2014	56
Sean Gilbert	1998-2002	56
Doug Evans	1998-2001	55
Blake Brockermeyer	1995-1998	55
Will Witherspoon	2002-2005	55
Captain Munnerlyn	2009-13, 2017-18	55
Andrew Norwell	2014-2017	54
James Anderson	2006-2012	53
Mario Addison	2012-2019	51
Steve Beuerlein	1996-2000	51

CAREER LEADERS

SCORING	Years	TD	TDr	TDP	TDrT	FG	PAT	2pt.	S	Pts
Kasay, John	1995-2010	0	0	0	0	351	429	0	0	1,482
Gano, Graham	2012-2019	0	0	0	0	165	247	0	0	742
Smith, Steve	2001-2013	75	2	67	6	0	0	2	0	454
Newton, Cam	2011-2019	58	58	0	0	0	0	2	0	352
Stewart, Jonathan	2008-2017	58	51	7	0	0	0	0	0	348
Williams, DeAngelo	2006-2014	53	46	7	0	0	0	2	0	322
Muhammad, Muhsin	1996-2004; 2008-09	50	0	50	0	0	0	2	0	304
Walls, Wesley	1996-2002	44	0	44	0	0	0	0	0	264
Olsen, Greg	2011-2019	39	0	39	0	0	0	2	0	238
McCaffrey, Christian	2017-2019	39	24	15	0	0	0	0	0	236
Funchess, Devin	2015-2018	21	0	21	0	0	0	1	0	128
Davis, Stephen	2003-2005	20	20	0	0	0	0	0	0	120
Ginn Jr., Ted	2013, 2015-16	19	0	19	0	0	0	0	0	114
Tolbert, Mike	2012-2016	19	13	6	0	0	0	0	0	114
Mare, Olindo	2011	0	0	0	0	22	44	0	0	110
Benjamin, Kelvin	2014-2017	18	0	18	0	0	0	0	0	108
Slye, Joey	2019	0	0	0	0	25	31	0	0	106
Biakabutuka, Tshimanga	1996-2001	17	14	3	0	0	0	0	0	102
Nedney, Joe	2000	0	0	0	0	26	20	0	0	98
Samuel, Curtis	2017-2019	14	3	11	0	0	0	0	0	84
Foster, DeShaun	2002-2007	14	10	4	0	0	0	0	0	84
Carrier, Mark	1995-1998	13	0	13	0	0	0	0	0	78
LaFell, Brandon	2010-2013	13	0	13	0	0	0	0	0	78
Lane, Fred	1997-1999	13	13	0	0	0	0	0	0	78
Jeffers, Patrick	1999-2001	12	0	12	0	0	0	0	0	72
Ismail, Raghib	1996-1998	11	1	10	0	0	0	0	0	66
Graham, Shayne	2002	0	0	0	0	13	21	0	0	60
Funchess, Devin	2015-2016	9	0	9	0	0	0	1	0	56
Goings, Nick	2001-2008	9	6	3	0	0	0	1	0	56
Johnson, Anthony	1995-1999	9	7	2	0	0	0	1	0	56
Floyd, William	1998-2000	9	7	2	0	0	0	0	0	54
Green, Willie	1995-1996	9	0	9	0	0	0	0	0	54
Hoover, Brad	2000-2009	9	3	6	0	0	0	0	0	54
King, Jeff	2006-2010	9	0	9	0	0	0	0	0	54
Mangum, Kris	1997-2006	9	0	9	0	0	0	0	0	54
Brown, Corey	2014-2016	8	0	7	1	0	0	0	0	48
Carter, Drew	2004-2007	8	0	8	0	0	0	0	0	48
Proehl, Ricky	2003-2005	8	0	8	0	0	0	0	0	48
Cunningham, Richie	1999-2000	0	0	0	0	8	22	0	0	46
Colbert, Keary	2004-2007	7	0	7	0	0	0	1	0	44
Medlock, Justin	2012	0	0	0	0	7	23	0	0	44
Hayes, Donald	1998-2001	7	0	7	0	0	0	0	0	42
Smith, Lamar	2002	7	7	0	0	0	0	0	0	42
Moore, DJ	2018-2019	6	0	6	0	0	0	0	0	36
Dickson, Ed	2014-2017	6	0	5	1	0	0	0	0	36
Weinke, Chris	2001-2006	6	6	0	0	0	0	0	0	36
Artis-Payne, Cameron	2015-2017	5	5	0	0	0	0	0	0	30
Bates, Michael	1996-2000	5	0	0	5	0	0	0	0	30
Brown, Dee	2002	5	4	1	0	0	0	0	0	30
Delhomme, Jake	2003-2009	5	5	0	0	0	0	0	0	30
Johnson, Keyshawn	2006	5	1	4	0	0	0	0	0	30
Munnerlyn, Captain	2009-13, 2017-18	5	0	0	5	0	0	0	0	30
Rosario, Dante	2007-2010	5	0	5	0	0	0	0	0	30
Collins, Kerry	1995-1998	4	4	0	0	0	0	2	0	28
Cotchery, Jerricho	2014-2015	4	0	4	0	0	0	1	0	26
Whittaker, Fozzy	2014-2018	4	2	2	0	0	0	0	0	24
Byrd, Isaac	2000-2002	4	0	4	0	0	0	0	0	24
Carruth, Rae	1997-1999	4	0	4	0	0	0	0	0	24
Griffith, Howard	1995-1996	4	2	2	0	0	0	0	0	24
Minter, Mike	1997-2006	4	0	0	4	0	0	0	0	24
Moore, Derrick	1995	4	4	0	0	0	0	0	0	24
Shockey, Jeremy	2011	4	0	4	0	0	0	0	0	24
Catanzaro, Chandler	2018	0	0	0	0	5	7	0	0	22
Beuerlein, Steve	1996-2000	3	3	0	0	0	0	1	0	20
Allen, Kyle	2018-2019	3	3	0	0	0	0	0	0	18
Armah, Alex	2017-2019	3	3	0	0	0	0	0	0	18
Byrd, Damiere	2016-2018	3	0	2	1	0	0	0	0	18
Gamble, Chris	2004-2012	3	0	0	3	0	0	0	0	18
Gettis, David	2010-13	3	0	3	0	0	0	0	0	18
Goodson, Mike	2009-2011	3	3	0	0	0	0	0	0	18
Greene, Scott	1996-1997	3	1	2	0	0	0	0	0	18

CAREER LEADERS

Hetherington, Chris	1999-2001	3	2	1	0	0	0	0	0	18
Huntley, Richard	2001	3	2	1	0	0	0	0	0	18
Metzelaars, Pete	1995	3	0	3	0	0	0	0	0	18
Peppers, Julius	2002-09, 2017-18	3	0	0	3	0	0	0	0	18
Kuechly, Luke	2012-2019	2	0	0	2	0	0	0	1	14
Seidman, Mike	2003-2006	2	0	2	0	0	0	1	0	14
Smith, Torrey	2018	2	0	2	0	0	0	1	0	14
Coleman, Kurt	2015-2017	2	0	0	2	0	0	0	0	12
Crawford, Casey	2000-2001	2	0	1	1	0	0	0	0	12
Davis, Eric	1996-2000	2	0	0	2	0	0	0	0	12
Evans, Doug	1998-2001	2	0	0	2	0	0	0	0	12
Fauria, Christian	2007	2	0	2	0	0	0	0	0	12
Gaines, Michael	2004-2006	2	2	0	0	0	0	0	0	12
Guliford, Eric	1995	2	0	1	1	0	0	0	0	12
Kinchen, Brian	1999-2000	2	0	2	0	0	0	0	0	12
Manning, Jr., Ricky	2003-2005	2	0	0	2	0	0	0	0	12
Marshall, Richard	2006-2010	2	0	0	2	0	0	0	0	12
Mills, Sam	1995-1997	2	0	0	2	0	0	0	0	12
Murphy, Louis	2012	2	0	1	1	0	0	0	0	12
Norman, Josh	2011-2015	2	0	0	2	0	0	0	0	12
Pilares, Kealoha	2011-2012	2	0	1	1	0	0	0	0	12
Wiggins, Jermaine	2002	2	0	2	0	0	0	0	0	12
Chandler, Jeff	2004	0	0	0	0	0	8	0	0	8
Christian, Bob	1995-1996	1	0	1	0	0	0	2	0	8
Davis, Thomas	2005-2018	0	0	0	1	0	0	0	1	8
Stone, Dwight	1995-1998	1	0	0	1	0	0	0	1	8
Wright, Jarius	2018-2019	1	0	1	0	0	0	1	0	8
Sauerbrun, Todd	2001-2004	0	0	0	0	1	4	0	0	7
Anderson, C.J.	2018	1	0	1	0	0	0	0	0	0
Anderson, Rashard	2000-2001	1	0	0	1	0	0	0	0	6
Avant, Jason	2014	1	0	1	0	0	0	0	0	6
Barnidge, Gary	2008-12	1	0	1	0	0	0	0	0	6
Beebe, Don	1995	1	0	1	0	0	0	0	0	6
Bennett, Brandon	2004	1	1	0	0	0	0	0	0	6
Bersin, Brenton	2014-2016	1	0	1	0	0	0	0	0	6
Bonnafon, Reggie	2019	1	1	0	0	0	0	0	0	6
Boston, Tre	2014-2016, 2019	1	0	0	1	0	0	0	0	6
Brockel, Richie	2011-2015	1	1	0	0	0	0	0	0	6
Broughton, Luther	1997-1998	1	0	1	0	0	0	0	0	6
Burns, Brian	2019	1	0	0	1	0	0	0	0	6
Clay, Kaelin	2017	1	0	0	1	0	0	0	0	6
Florence, Drayton	2013	1	0	0	1	0	0	0	0	6
Gardner, Rod	2005	1	0	1	0	0	0	0	0	6
Godfrey, Charles	2008-2014	1	0	0	1	0	0	0	0	6
Greene, Kevin	1996; 1998-1999	1	0	0	1	0	0	0	0	6
Harper, Roman	2014-2015	1	0	0	1	0	0	0	0	6
Hitchcock, Jimmy	2000-2001	1	0	0	1	0	0	0	0	6
Hixon, Domenik	2013	1	0	1	0	0	0	0	0	6
Jarrett, Dwayne	2007-2010	1	0	1	0	0	0	0	0	6
Jones, Colin	2012-2019	1	0	0	1	0	0	0	0	6
King, Shawn	1996-1998	1	0	0	1	0	0	0	0	6
Kragen, Greg	1995-1997	1	0	0	1	0	0	0	0	6
Lucas, Ken	2005-2008	1	0	0	1	0	0	0	0	6
Manhertz, Chris	2017-2019	1	0	1	0	0	0	0	0	6
McKyer, Tim	1995	1	0	0	1	0	0	0	0	6
Mills, Ernie	1997	1	0	1	0	0	0	0	0	6
Moorehead, Kindal	2003-07	1	0	0	1	0	0	0	0	6
Naanee, Legedu	2011	1	0	1	0	0	0	0	0	6
Ogbonnaya, Chris	2014	1	1	0	0	0	0	0	0	6
Oliver, Winslow	1996-1998	1	0	0	1	0	0	0	0	6
Phil yaw, Dino	1995-1996	1	1	0	0	0	0	0	0	6
Robertson, Jamal	2004-2005	1	1	0	0	0	0	0	0	6
Shepard, Russell	2017	1	0	1	0	0	0	0	0	6
Smart, Rod	2002-2005	1	0	0	1	0	0	0	0	6
Thompson, Shaq	2015-2019	1	0	0	1	0	0	0	0	6
Uwaezuoke, Iheanyi	2000	1	0	0	1	0	0	0	0	6
Vaughan, Josh	2010-2011	1	1	0	0	0	0	0	0	6
Wallace, Al	2002-2006	1	0	0	1	0	0	0	0	6
Wesley, Dante	2002-05; 2007-09	1	0	0	1	0	0	0	0	6
White, Melvin	2013-2014	1	0	0	1	0	0	0	0	6
Witherspoon, Will	2002-2005	1	0	0	1	0	0	0	0	6

CAREER LEADERS

Workman, Vince	1995	1	1	0	0	0	0	0	0	6
Hardy, Greg	2010-2014	0	0	0	0	0	0	0	2	4
Hilbert, Jon	2002	0	0	0	0	0	3	0	0	3
Addison, Mario	2012-2018	0	0	0	0	0	0	0	1	2
Applewhite, Antwan	2011-2012	0	0	0	0	0	0	0	1	2
Irvin, Bruce	2019	0	0	0	0	0	0	0	1	2
Jackson, Donte	2018-2019	0	0	0	0	0	0	1	0	2
Onatolu, Kenny	2012	0	0	0	0	0	0	0	1	2
Rasby, Walter	1995-1997	0	0	0	0	0	0	1	0	2
Rucker, Mike	1999-2007	0	0	0	0	0	0	0	1	2
Thomas, Hollis	2009	0	0	0	0	0	0	0	1	2
TOTALS		940	343	523	74	623	859	24	11	8426

PASSING YARDS	Years	Att	Cmp	Pct	Yds	TD	INT	Sk/Yds	Rtg	300yd
Newton, Cam	2011-2019	3,980	2,371	59.6%	29,041	182	108	291/2,199	86.1	19
Delhomme, Jake	2003-2009	2,669	1,580	59.2%	19,258	120	89	154/1,158	82.6	11
Beuerlein, Steve	1996-2000	1,723	1,041	60.4%	12,690	86	50	191/1,109	87.7	8
Collins, Kerry	1995-1998	1,340	694	51.8%	8,306	47	54	79/515	66.0	5
Weinke, Chris	2001-2006	687	373	54.3%	3,800	14	26	42/267	61.4	2
Allen, Kyle	2018-2019	520	323	62.1%	3,588	19	16	46/397	82.0	2
Peete, Rodney	2002-2004	392	228	58.2%	2,652	15	14	34/212	76.6	3
Moore, Matt	2007-2010	392	227	57.9%	2,640	16	17	28/208	73.9	1
Clausen, Jimmy	2010-2012	299	157	52.5%	1,558	3	9	33/223	58.4	0
Anderson, Derek	2011-2017	168	111	66.1%	1,265	7	5	4/17	90.0	0
Testaverde, Vinny	2007	172	94	54.7%	952	5	6	9/46	65.8	0
Carr, David	2007	136	73	53.7%	635	3	5	13/74	58.3	0
Reich, Frank	1995	84	37	44.0%	441	2	2	12/100	58.7	1
Heinicke, Taylor	2018	57	35	61.4%	320	1	3	2/17	60.6	0
Grier, Will	2019	52	28	53.8%	228	0	4	6/44	33.2	0
St. Pierre, Brian	2010	28	13	46.4%	173	1	2	3/23	48.7	0
Fasani, Randy	2002	44	15	34.1%	171	0	4	7/60	8.8	0
Lytle, Matt	2001	30	17	56.7%	133	1	3	3/24	39.3	0
Lewis, Jeff	1999-2000	35	18	51.4%	131	0	1	8/57	48.6	0
Trudeau, Jack	1995	17	11	64.7%	100	0	3	2/8	40.9	0
Basanez, Brett	2006-2008	11	6	54.5%	56	0	1	0/0	30.9	0
McCaffrey, Christian	2017-2019	1	1	100.0%	50	1	0	0/0	158.3	0
Pike, Tony	2010	12	6	50.0%	47	0	0	1/10	60.1	0
Guliford, Eric	1995	2	1	50.0%	46	0	1	0/0	56.3	0
Craig, Dameyune	2001	8	4	50.0%	34	0	0	2/15	61.5	0
Nanee, Legedu	2011	1	1	100.0%	27	0	0	0/0	118.8	0
Palardy, Michael	2017-2019	2	1	50.0%	12	0	0	0/0	68.8	0
Edwards, Armanti	2010-2013	3	2	66.7%	11	0	0	0/0	72.9	0
McCown, Josh	2008-2009	6	1	16.7%	2	0	0	1/6	39.6	0
Bono, Steve	1999	1	0	0.0%	0	0	0	0/0	39.6	0
Brown, Dee	2001-2002	1	0	0.0%	0	0	1	0/0	0.0	0
Floyd, William	1998-2000	1	0	0.0%	0	0	1	0/0	0.0	0
Foster, DeShaun	2002-2005	1	0	0.0%	0	0	0	0/0	39.6	0
Huntley, Richard	2001	1	0	0.0%	0	0	0	1/0	39.6	0
Johnson, Keyshawn	2006	1	0	0.0%	0	0	1	0/0	0.0	0
LaFell, Brandon	2010-2013	1	0	0.0%	0	0	0	0/0	39.6	0
Proehl, Ricky	2003-2004	1	0	0.0%	0	0	0	0/0	39.6	0
Sauerbrun, Todd	2001-2004	1	0	0.0%	0	0	0	0/0	39.6	0
Smith, Steve	2001-2013	1	0	0.0%	0	0	0	0/0	39.6	0
Walter, Ken	1997-2000	2	0	0.0%	0	0	0	0/0	39.6	0
Workman, Vince	1995	1	0	0.0%	0	0	0	0/0	39.6	0
TOTAL		12,889	7,471	58.0%	88,407	523	426	973/6,310	78.7	52

RUSHING YARDS	Years	Rsh	Yds	Avg	Long	TDs	100-yd. gms.
Stewart, Jonathan	2008-2017	1,699	7,318	4.3	69t	51	16
Williams, DeAngelo	2006-2014	1,432	6,846	4.8	77	46	18
Newton, Cam	2011-2019	934	4,806	5.2	72t	58	3
Foster, DeShaun	2002-2007	851	3,336	3.9	71	10	7
McCaffrey, Christian	2017-2019	623	2,920	4.7	84t	24	10
Biakabutuka, Tshimanga	1996-2001	611	2,530	4.1	67t	14	7
Davis, Stephen	2003-2005	522	2,085	4.0	40	20	7
Lane, Fred	1997-1999	502	2,001	4.0	50	13	6
Johnson, Anthony	1995-1999	482	1,795	3.7	29	7	6
Goings, Nick	2001-2008	400	1,470	3.7	57t	6	5
Tolbert, Mike	2012-2016	289	992	3.4	29	13	0
Hoover, Brad	2000-2009	284	961	3.4	35	3	1
Moore, Derrick	1995	195	740	3.8	53t	4	2
Smith, Lamar	2002	209	737	3.5	59	7	1
Huntley, Richard	2001	165	665	4.0	25	2	1

CAREER LEADERS

Whittaker, Fozzy	2014-2018	121	536	4.4	25	2	1
Goodson, Mike	2009-2011	125	501	4.0	45	3	2
Artis-Payne, Cameron	2015-2018	118	491	4.2	43	5	0
Smith, Steve	2001-2013	57	387	6.8	39	2	0
Brown, Dee	2002	102	360	3.5	24	4	1
Beuerlein, Steve	1996-2000	109	305	2.8	20	3	0
Samuel, Curtis	2017-2019	31	278	8.9	33	3	0
Delhomme, Jake	2003-2009	152	260	1.7	13	5	0
Collins, Kerry	1995-1998	107	217	2.0	21	4	0
Moore, DJ	2018-2019	19	212	11.2	32	0	0
Griffith, Howard	1995-1996	77	204	2.6	15	2	0
Ginn Jr., Ted	2013, 2015-2016	22	187	8.5	43	0	0
Oliver, Winslow	1996-1998	48	183	3.8	16	0	0
Floyd, William	1998-2000	79	182	2.3	16	7	0
Christian, Bob	1995-1996	41	158	3.9	17	0	0
Greene, Scott	1996-1997	45	157	3.5	10t	1	0
Ismail, Raghib	1996-1998	15	154	10.3	36	1	0
Weinke, Chris	2001-2006	54	148	2.7	23	6	0
Brown, Corey	2014-2016	16	139	8.7	28	0	0
Sutton, Tyrell	2009-2010	25	139	5.6	32	0	0
Workman, Vince	1995	35	139	4.0	14	1	0
Allen, Kyle	2018-2019	37	125	3.4	17	3	0
Bonnafoe, Reggie	2019	16	116	7.3	59t	1	0
LaFell, Brandon	2010-2013	6	110	18.3	60	0	0
Anderson, C.J.	2018	24	104	4.3	22	0	0
Fasani, Randy	2002	18	95	5.3	19	0	0
Thomas, Blair	1995	22	90	4.1	13	0	0
Hetherington, Chris	1999-2001	30	84	2.8	14	2	0
Reaves, Darrin	2014	31	78	2.5	9	0	0
Muhammad, Muhsin	1996-2004	11	64	5.8	20	0	0
Baldwin, Randy	1995	23	61	2.7	9	0	0
Smart, Rod	2002-2005	27	61	2.3	6	0	0
Carr, David	2007	17	59	3.5	15	0	0
Clausen, Jimmy	2010-2012	23	57	2.5	11	0	0
Harris, Joey	2004	15	53	3.5	19	0	0
Ogbonnaya, Chris	2014	14	50	3.6	9	1	0
Robertson, Jamal	2004-2005	14	41	2.9	11	1	0
Philyaw, Dino	1996	12	38	3.2	8	1	0
Lewis, Jeff	1999-2000	12	37	3.1	19	0	0
Wright, Jarius	2018-2019	3	32	10.6	34	0	0
Heinicke, Taylor	2018	5	31	6.2	19	0	0
Vaughan, Josh	2010-2011	10	31	3.1	9	1	0
Carruth, Rae	1996-1999	7	27	3.9	6	0	0
Clay, Kaelin	2017	2	27	13.5	29	0	0
Moore, Matt	2007-2010	20	27	1.4	8	0	0
Armah, Alex	2017-2019	15	26	1.7	4	3	0
Bates, Michael	1996-2000	8	25	3.1	12	0	0
Craig, Dameyune	1999-2001	5	24	4.8	13	0	0
Shelton, Eric	2005-2006	8	23	2.9	9	0	0
Anderson, Derek	2011-2017	25	22	0.9	8	0	0
Fiammetta, Tony	2009-2010	7	22	3.1	11	0	0
Grier, Will	2019	7	22	3.1	11	0	0
Testaverde, Vinny	2007	9	22	2.4	16	0	0
Metcalf, Eric	1999	2	20	10.0	17	0	0
Montgomery, Joe	2002	7	20	2.9	5	0	0
Shepard, Russell	2017	2	19	9.5	11	0	0
Carter, Drew	2004-2007	2	18	9.0	11	0	0
Bennett, Brandon	2004	6	17	2.8	11	1	0
Cadet, Travaris	2018	11	17	1.5	5	0	0
Pilares, Kealoha	2011-2012	1	17	17.0	5	0	0
Cotchery, Jericho	2014-2015	1	16	16.0	16	0	0
Jeffers, Patrick	1999-2001	2	16	8.0	23	0	0
Adams, Joe	2012	3	13	4.3	5	0	0
Brockel, Richie	2011-2015	4	13	3.3	7t	1	0
Peete, Rodney	2002-2004	23	13	0.6	10	0	0
Byrd, Damiere	2016-2018	1	12	12.0	12	0	0
Edwards, Armani	2010-2013	2	12	6.0	7	0	0
Hoard, Leroy	1996	5	11	2.2	5	0	0
Jarrett, Dwayne	2007-2010	1	11	11.0	11	0	0
Felton, Jerome	2011	3	10	3.3	4	0	0
Scarlett, Jordan	2019	4	9	2.2	6	0	0
Stone, Dwight	1995-1998	2	9	4.5	6	0	0

CAREER LEADERS

Lytle, Matt	2001	2	8	4.0	4	0	0
Barner, Kenjon	2013	6	7	1.2	2	0	0
Colbert, Kerry	2004-2007	1	6	6.0	6	0	0
Senn, Jordan	2010-2013	1	5	5.0	5	0	0
Smith, Armond	2012-2013	7	5	0.7	5	0	0
Johnson, Keyshawn	2006	1	4	4.0	4	1	0
Haynes, Alex	2007	3	3	1.0	3	0	0
Murphy, Louis	2012	1	3	3.0	3	0	0
Reich, Frank	1995	1	3	3.0	3	0	0
Basanez, Brett	2006	1	2	2.0	2	0	0
Davis, Mike	2019	2	2	1.0	2	0	0
Gettis, David	2010-2012	3	2	0.7	19	0	0
Guliford, Eric	1995	2	2	1.0	1	0	0
Avant, Jason	2014	1	1	1.0	1	0	0
Green, Willie	1995-1996	1	1	1.0	1	0	0
Proehl, Ricky	2003-2005	2	1	0.5	9	0	0
Baker, Jason	2005-2011	1	0	0.0	0	0	0
Poole, Tauren	2014	1	0	0.0	0	0	0
Sauerbrun, Todd	2001-2004	1	0	0.0	0	0	0
Nortman, Brad	2012-2015	1	-1	-1.0	-1	0	0
Webb, Joe	2014-2016	1	-1	-1.0	-1	0	0
Bono, Steve	1999	2	-2	-1.0	-1	0	0
Byrd, Isaac	2000-2002	2	-2	-1.0	-2	0	0
Presley, De'Andre	2014	1	-2	-2.0	-2	0	0
Rosario, Dante	2007-2010	1	-2	-2.0	-2	0	0
McCown, Josh	2008	4	-3	-0.8	0	0	0
Carrier, Mark	1995-1998	3	-4	-1.3	4	0	0
Hankton, Karl	2000-2006	2	-4	-2.0	2	0	0
Nakamura, Haruki	2012	1	-4	-4.0	-4	0	0
Walter, Ken	1997-2000	5	-5	-1.0	-5	0	0
TOTAL		11,223	46,526	4.1	84	343	94

RECEIVING YARDS	Years	Rec	Yds	Avg	Long	TDs	100-yd. gms.
Smith, Steve	2001-2013	836	12,197	14.6	80t	67	43
Muhammad, Muhsin	1996-04; 2008-09	696	9,255	13.3	72t	50	27
Olsen, Greg	2011-2019	524	6,463	12.3	78t	39	10
Walls, Wesley	1996-2002	324	3,902	12.0	54	44	3
Carrier, Mark	1995-1998	176	2,547	14.5	66t	13	5
McCaffrey, Christian	2017-2019	303	2,523	8.3	38	15	5
Benjamin, Kelvin	2014-2017	168	2,424	14.4	51	18	5
LaFell, Brandon	2010-2013	167	2,385	14.3	91t	13	2
Funchess, Devin	2015-2018	161	2,233	13.9	52	21	2
Ginn Jr., Ted	2013, 2015-2016	134	2,047	15.3	88t	19	2
Moore, DJ	2018-2019	142	1,963	13.8	82	6	5
Hayes, Donald	1998-2001	132	1,855	14.1	56t	7	2
Ismail, Raghib	1996-1998	117	1,657	14.2	62	10	5
Williams, DeAngelo	2006-2014	178	1,621	9.1	72t	7	1
Green, Willie	1995-1996	93	1,496	16.1	89t	9	5
Colbert, Keari	2004-2007	109	1,424	13.1	63	7	2
Mangum, Kris	1997-2006	151	1,424	9.4	35	9	0
Proehl, Ricky	2003-2005	86	1,327	15.4	69	8	2
Stewart, Jonathan	2008-2017	162	1,295	8.0	55t	7	1
Samuel, Curtis	2017-2019	108	1,236	11.4	53t	11	0
Jeffers, Patrick	1999-2001	77	1,209	15.7	88t	12	5
Cotchery, Jerricho	2014-2015	87	1,065	12.2	59	4	0
Hoover, Brad	2000-2009	145	1,046	7.2	34	6	0
Brown, Corey	2014-2016	79	1,019	12.9	47t	7	0
Foster, DeShaun	2002-2007	126	996	7.9	47	4	0
Carter, Drew	2004-2007	71	977	13.8	49	8	2
King, Jeff	2006-2010	112	923	8.2	31	9	0
Byrd, Isaac	2000-2002	73	897	12.3	42	4	0
Rosario, Dante	2007-2010	82	894	10.9	54	5	0
Goings, Nick	2001-2008	110	880	8.0	37	3	0
Johnson, Anthony	1995-1999	103	816	7.9	55	2	0
Johnson, Keyshawn	2006	70	815	11.6	40	4	1
Dickson, Ed	2014-2017	67	807	12.0	64	5	1
Carruth, Rae	1997-1999	62	804	13.0	52	4	2
Biakabutuka, Tshimanga	1996-2001	77	789	10.2	47	3	0
Tolbert, Mike	2012-2016	94	771	8.2	40	6	0
Wright, Jarius	2018-2019	71	743	10.5	33	1	0
Gettis, David	2010-2012	37	508	13.7	88	3	1
Thomas, Ian	2018-2019	52	469	9.0	31	3	0

CAREER LEADERS

Naanee, Legedu	2011	44	467	10.6	28	1	0
Shockey, Jeremy	2011	37	455	12.3	29	4	0
Guliford, Eric	1995	29	444	15.3	49	1	0
Jarrett, Dwayne	2007-2010	35	428	12.2	30t	1	0
Floyd, William	1998-2000	62	416	6.7	25	2	0
Bersin, Brenton	2014-2017	32	415	13.0	30	1	0
Whittaker, Fozzy	2014-2018	47	397	8.4	28t	2	0
Murphy, Louis	2012	25	336	13.4	55	1	0
Gaines, Michael	2004-2006	31	335	10.8	38	2	0
Goodson, Mike	2009-2011	43	329	7.7	32	0	0
Barnidge, Gary	2008-2012	18	320	17.8	55	1	0
Griffith, Howard	1995-1996	38	286	7.5	21	2	0
Greene, Scott	1996-1997	42	284	6.8	25	2	0
Lane, Fred	1997-1999	43	275	6.4	23	0	0
Hankton, Karl	2000-2006	20	267	13.4	31	0	0
Christian, Bob	1995-1996	29	255	8.8	23	1	0
Hetherington, Chris	1999-2001	37	240	6.5	19	1	0
Davis, Stephen	2003-2005	21	236	11.2	25	0	0
Shepard, Russell	2017	17	202	11.9	40t	1	0
Avant, Jason	2014	21	201	9.6	22	1	0
Oliver, Winslow	1996-1998	21	191	9.1	29	0	0
Smith, Torrey	2018	17	190	11.2	35	2	0
Hackett, DJ	2008	13	181	13.9	37	0	0
Metzelaars, Pete	1995	20	171	8.6	27	3	0
Smith, Lamar	2002	20	167	8.4	58	0	0
Broughton, Luther	1997-1998; 2001	8	164	20.5	68t	1	0
Seidman, Mike	2003-2006	18	158	8.8	27	2	0
Beebe, Don	1995	14	152	10.9	24	1	0
Metcalf, Eric	1999	11	133	12.1	33	0	0
Sutton, Tyrell	2009-2010	18	132	7.3	14	0	0
Byrd, Damiere	2016-2018	12	129	10.8	21	2	0
Mills, Ernie	1997	11	127	11.5	37	1	0
Wiggins, Jermaine	2002-2003	16	125	7.8	23	2	0
Edwards, Armanti	2010-2013	5	121	24.2	82	0	0
Zylstra, Brandon	2019	8	106	13.3	40	0	0
Clowney, David	2010	6	102	17.0	31	0	0
Huntley, Richard	2001	21	101	4.8	23	1	0
Manhertz, Chris	2016-2019	6	90	15.0	50t	1	0
Artis-Payne, Cameron	2015-2018	10	86	8.6	20	0	0
Brown, Dee	2002	17	86	5.1	15	1	0
Gardner, Rod	2005	9	84	9.3	15	1	0
Workman, Vince	1995	13	74	5.7	14	0	0
Hogan, Chris	2019	8	67	8.4	13	0	0
Moore, Kenny	2008-2009	6	59	9.8	22	0	0
Bonnafoe, Reggie	2019	6	57	9.5	32	0	0
Clay, Kaelin	2017	5	57	11.4	15	0	0
Crawford, Casey	2000-2001	5	57	11.4	16	1	0
Hixon, Domenik	2013	7	55	7.9	14t	1	0
Kinchen, Brian	1999-2000	6	52	8.7	26t	2	0
White, DeAndrew	2019	4	51	12.8	18	0	0
Rasby, Walter	1995-1997	6	48	8.0	15	0	0
Uwaezuoke, Iheanyi	2000	4	46	11.5	21	0	0
Williams, Brandon	2013-2015	4	44	11.0	16	0	0
Pilares, Kealoha	2011-2012	2	42	21.0	36t	1	0
Bates, Michael	1996-2000	6	40	6.7	23	0	0
Fauria, Christian	2007	5	39	7.8	16	2	0
Biddle, Taye	2006	3	37	12.3	22	0	0
Robinson, Ryme	2007-2008	4	35	8.8	12	0	0
Fiammetta, Tony	2009-2010	5	34	6.8	11	0	0
Newton, Cam	2011-2018	1	33	33.0	27	0	0
Campbell, Matt	1995-2000	3	32	10.7	12	0	0
Jones, Mark	2008	2	32	16.0	19	0	0
Reaves, Darrin	2014	5	31	6.2	16	0	0
Hartsock, Ben	2011-2013	2	30	15.0	25	0	0
Brockel, Richie	2011-2015	4	25	6.3	12	0	0
Anderson, C.J.	2018	1	24	24.0	24t	1	0
Felton, Jerome	2011	2	24	12.0	17	0	0
Thomas, Blair	1995	3	24	8.0	14	0	0
Tillman, Lawyer	1995	2	22	11.0	12	0	0
Webb, Joe	2014-2016	2	19	9.5	16	0	0
Stone, Dwight	1995-1998	2	18	9.0	11	0	0
Smart, Rod	2002-2005	4	16	4.0	5	0	0

CAREER LEADERS

Dyson, Kevin	2003	2	15	7.5	9	0	0
Haynes, Alex	2007	3	14	4.7	6	0	0
Moore, Derrick	1995	4	12	3.0	5	0	0
Armah, Alex	2017-2019	3	11	3.7	5	0	0
Barner, Kenjon	2013, 2018	3	10	3.3	5	0	0
Simonson, Scott	2015-2017	1	10	10.0	10	0	0
Adams, Joe	2012	1	7	7.0	7	0	0
Martin, Charly	2009-2010	1	6	6.0	6	0	0
Shelton, Eric	2006	1	6	6.0	6	0	0
Cadet, Travaris	2018	1	5	5.0	5	0	0
Ajirotutu, Seyi	2011	1	4	4.0	4	0	0
Craig, Dameyune	1999-2001	2	4	2.0	4	0	0
Dennis, Mark	1995-1996	1	3	3.0	3	0	0
Gross, Jordan	2003-13	0	1	0.0	1	0	0
Collins, Kerry	1995-1998	1	-11	-11.0	-11	0	0
TOTAL		7,471	88,407	11.8	91t	523	140

INTERCEPTIONS	Years	INTS	YDS	AVG	LONG	TDS
Gamble, Chris	2004-2012	27	326	12.1	61t	2
Davis, Eric	1996-2000	25	226	9.0	56t	2
Kuechly, Luke	2012-2019	18	153	8.5	32t	1
Minter, Mike	1997-2006	17	421	24.8	62	4
Marshall, Richard	2006-2010	14	315	22.5	73	2
Evans, Doug	1998-2001	14	162	11.6	49	1
Lucas, Ken	2005-2008	13	158	12.2	43	0
Davis, Thomas	2005-2018	13	79	6.1	31	0
Godfrey, Charles	2008-2014	11	179	16.3	38	1
Coleman, Kurt	2015-2017	11	146	13.3	37	2
Grant, Deon	2000-2003	11	137	12.5	43	0
Beason, Jon	2007-2013	9	107	11.9	44	0
Manning, Ricky	2003-2005	9	99	11.0	30	1
Munnerlyn, Captain	2009-13, 2017-18	8	232	29.0	74t	5
Bradberry, James	2016-2019	8	53	6.6	29	0
Norman, Josh	2012-2015	7	172	24.6	46t	2
Maxie, Brett	1995-1996	7	94	13.4	49	0
Witherspoon, Will	2002-2005	7	93	13.3	35	1
Cota, Chad	1995-1997	7	91	13.0	35	0
Mills, Sam	1995-1997	7	86	12.3	36t	1
Martin, Sherrrod	2009-2012	7	85	12.1	34	0
Jackson, Donte	2018-2019	7	23	3.6	25	0
Hitchcock, Jimmy	2000-2001	6	181	30.2	88t	1
Peppers, Julius	2002-09, 2017-18	6	177	29.5	97	2
Boston, Tre	2014-2016, 2019	6	133	22.2	84t	1
Terrell, Pat	1995-1997	6	39	6.5	21	0
Morgan, Dan	2001-2007	5	56	11.2	22	0
Adams, Mike	2017-2018	5	53	10.6	40	0
Harris, Chris	2007-2009	5	49	9.8	30	0
Poole, Tyrone	1995-1997	5	43	8.6	35	0
Howard, Reggie	2001-2003	5	37	7.4	16	0
Wallace, Al	2002-2006	4	96	24.0	53	0
Brady, Jeff	1998	4	85	21.3	43	0
Branch, Colin	2003-2006	4	79	19.8	76	0
Mitchell, Mike	2013	4	63	15.8	38	0
Harper, Roman	2014-2015	4	43	10.8	31t	1
McKyer, Tim	1995	3	99	33.0	96t	1
McCree, Marlon	2005	3	73	24.3	46	0
White, Melvin	2013-2014	3	32	10.7	23	0
Cook, Toi	1996-1997	3	28	9.3	22	0
Worley, Daryl	2016-2017	3	22	7.3	22	0
Cooper, Deke	2002; 2007	3	19	6.3	19	0
Jones, Colin	2012-2019	3	15	5.0	10	0
Anderson, James	2006-2012	3	6	2.0	5	0
Lester, Robert	2013-2014	3	5	1.7	5	0
Cason, Antoine	2014	2	81	40.5	80	0
Cockrell, Ross	2019	2	70	35.0	37	0
Fields, Mark	2002-2004	2	51	25.5	30	0
Florence, Drayton	2013	2	40	20.0	38t	1
Nakamura, Haruki	2012	2	39	19.5	21	0
Buckner, Brentson	2001-2005	2	37	18.5	29	0
Alexander, Brent	1998-1999	2	18	9.0	18	0
Greene, Kevin	1996, 1998-1999	2	18	9.0	18	0
Wells, Dean	1999-2001	2	15	7.5	14	0

CAREER LEADERS

McDaniel, Emmanuel	2002	2	13	6.5	13	0
Cousin, Terry	2002	2	4	2.0	4	0
Gilbert, Sean	1998-2002	2	4	2.0	4	0
Benwikere, Bené	2014-2016	2	1	0.5	1	0
Williams, Shaun	2006	2	1	0.5	1	0
Tillman, Charles	2015	2	0	0.0	0	0
Stanford, R.J.	2010-2011	1	53	53.0	53	0
Smith, Rod	1995-96, 1997-98	1	43	43.0	43	0
Lofton, Steve	1995-96, 1998-99	1	42	42.0	42	0
Reid, Eric	2018-2019	1	39	39.0	39	0
DeCoud, Thomas	2014	1	35	35.0	35	0
McDowell, Bubba	1995	1	33	33.0	33	0
Kragen, Greg	1995-1997	1	29	29.0	29	0
Richardson, Damien	1998-2004	1	27	27.0	27	0
Edwards, Dwan	2012-2015	1	24	24.0	24	0
McClain, Robert	2010; 2015-16	1	24	24.0	24	0
Veland, Tony	1998	1	24	24.0	24	0
Allen, Brian	2002-2004	1	21	21.0	21	0
Senn, Jordan	2009-2013	1	21	21.0	21	0
Nelson, Jonathan	2011	1	20	20.0	20	0
Williams, Teddy	2015-2017	1	19	19.0	19	0
Moorehead, Kindal	2003-2007	1	17	17.0	17	1
Morton, Christian	2006	1	13	13.0	13	0
Thompson, Shaq	2015-2018	1	12	12.0	12	0
Barrow, Micheal	1997-1999	1	10	10.0	10	0
Burton, Shane	2002-2003	1	10	10.0	10	0
Hawkins, Artrell	2004	1	9	9.0	9	0
Keiser, Thomas	2011-2012	1	9	9.0	9	0
Klein, A.J.	2013-2015	1	8	8.0	8	0
Ealy, Kony	2014-2016	1	7	7.0	7	0
McGill, Lenny	1998	1	6	6.0	6	0
Johnson, Ed	2010	1	5	5.0	5	0
Manuel, Marquand	2007	1	4	4.0	4	0
Lloyd, Greg	1998	1	3	3.0	3	0
King, Shawn	1995-1998	1	1	1.0	1	0
Lathon, Lamar	1995-1998	1	1	1.0	1	0
Anderson, Rashard	2000-2001	1	0	0.0	0	0
Brown, Everette	2009-2010	1	0	0.0	0	0
Diggs, Na'il	2006-2009	1	0	0.0	0	0
Elliott, Javien	2019	1	0	0.0	0	0
Navies, Hannibal	2000-2002	1	0	0.0	0	0
Obada, Efe	2018	1	0	0.0	0	0
Pieri, Damon	1995-1997	1	0	0.0	0	0
Robinson, Eugene	2000	1	0	0.0	0	0
Rucker, Mike	1999-2007	1	0	0.0	0	0
Thomas, Josh	2011-13	1	0	0.0	0	0
Towns, Lester	2000-2003	1	0	0.0	0	0
Williams, Jay	2000-2002	1	0	0.0	0	0
Woodall, Lee	2000	1	0	0.0	0	0
Pugh, Jordan	2010-2011	1	-2	-2.0	-2	0
TOTAL		427	5,831	13.7	97	34

CAREER LEADERS

SACKS

	Years	TOTAL
Julius Peppers	2002-09, 2017-18	97.0
Charles Johnson	2007-2017	67.5
Mike Rucker	1999-2007	55.5
Mario Addison	2012, 2013-2019	55.0
Kevin Greene	1996, 1998-1999	41.5
Greg Hardy	2010-2014	34.0
Kawann Short	2013-2019	32.5
Thomas Davis	2005-2018	28.0
Lamar Lathon	1995-1997	23.5
Kris Jenkins	2001-2007	20.5
Al Wallace	2002-2006	17.0
Micheal Barrow	1997-1999	16.5
Sean Gilbert	1998-2002	15.5
Wes Horton	2013-2019	15.5
Brentnos Buckner	2001-2005	14.5
Dwan Edwards	2012-2015	14.0
Kony Ealy	2014-2016	14.0
Luke Kuechly	2012-2018	12.5
Damione Lewis	2006-2009	12.0
Mark Fields	2002, 2004	11.5
Star Lotulelei	2013-2017	11.5
Mike Minter	1997-2006	11.0
Sam Mills	1995-1997	10.0
Tyler Brayton	2008-2010	9.5
Kyle Love	2015-2019	9.5
Kindal Moorehead	2003-2007	9.5
Captain Munnerlyn	2009-13, 2017-2018	9.5
Shaq Thompson	2015-2019	9.5
Bruce Irvin	2019	8.5
Les Miller	1996-1998	8.5
James Anderson	2006-2012	8.0
Vernon Butler	2016-2019	8.0
Will Witherspoon	2002-2005	8.0
Brian Burns	2019	7.5
Chris Draft	2005-2006	7.5
Mike Fox	1995-96, 1998	7.5
Jason Peter	1998-2001	7.5
Darion Conner	1995	7.0
Dan Morgan	2001-2007	7.0
Jay Williams	2000-2001	7.0
Shawn King	1995-1997	7.0
Greg Kragen	1995-1997	6.0
Everette Brown	2009-2010	6.0
Mark Thomas	1995-1996	6.0
Carlton Bailey	1995-1996	5.5
Reggie White	2000	5.5
Toi Cook	1996-1997	5.0
Richard Marshall	2006-2010	5.0
Gerald McCoy	2019	5.0
Dontarrie Poe	2018-2019	5.0
Eric Reid	2018-2019	5.0
Na'il Diggs	2006-2009	4.5
Thomas Keiser	2011-2012	4.5
Jordan Carstens	2004-2006	4.0
Jon Beason	2007-2013	4.0
Jeff Brady	1998	4.0
A.J. Klein	2013-2016	4.0
Ryan Delaire	2015-2016	3.5
Frank Alexander	2012-2014	3.5
Mike Mitchell	2013	3.5
Ernest Jones	1998-1999	3.5
Quintin Mikell	2013	3.0
Charles Godfrey	2008-2014	3.0
James Bradberry	2016-2019	3.0
Shane Burton	2002-2003	3.0

Terry Cousin	2002-2003	3.0
Tyrone Poole	1995-1997	3.0
Antwan Applewhite	2011-2012	3.0
Derek Landri	2010	3.0
Andre Neblett	2010-2012	3.0
Reggie Howard	2001-03, 2006	2.5
Jason Shirley	2011	2.5
Chris Slade	2001	2.5
Chad Cota	1995-1997	2.0
Hannibal Navies	1999-2002	2.0
Dante Wesley	2002-05, 2008-2009	2.0
Daryl Worley	2016-2017	2.0
Duane Bickett	1996	2.0
Tim Morabito	1997-2000	2.0
Rick Terry	1998-1999	2.0
Efe Obada	2018-2019	2.0
Nick Hayden	2008-2010	2.0
Jared Allen	2015	2.0
Antonio Edwards	1999	2.0
Tre Boston	2014-2016, 2019	2.0
Kurt Coleman	2015-2017	2.0
Deon Grant	2001-2003	2.0
Frank Kearse	2011-2012	1.5
Nic Harris	2010	1.5
Eric Davis	1996-2000	1.0
Roman Harper	2014-2015	1.0
Leonard Johnson	2016	1.0
Stanley McClover	2006-2007	1.0
Bene' Benwikere	2014-2016	1.0
Eric Norwood	2010-2011	1.0
Damien Richardson	1998-2002	1.0
Dan Connor	2009-2011	1.0
Gerald Williams	1996	1.0
Omar Gaither	2011	1.0
Colin Cole	2013-2015	1.0
Terrell McClain	2011	1.0
Louis Leonard	2009-2010	1.0
Shawn Price	1995	1.0
Brian Allen	2002-2004	1.0
Colin Jones	2012-2018	1.0
Tarek Saleh	1997-1998	1.0
Eric Swann	2000	1.0
Lavar Edwards	2016	1.0
Ron Edwards	2012	1.0
Kemp Rasmussen	2002-2005	1.0
Esera Tuaolo	1999	1.0
Lenny McGill	1998	1.0
Greg Lloyd	1998	1.0
Chris Gamble	2004-2012	1.0
Omari Jordan	2004	1.0
Ray Seals	1997	1.0
Al Lucas	2000-2001	1.0
Donte Jackson	2018-19	1.0
Hilee Taylor	2008	1.0
Rod Smith	1995-97, 1998	1.0
Renaldo Turnbull	1997	1.0
Marquand Manuel	2007	1.0
Jermaine Carter	2018-19	0.5
Javien Elliott	2019	0.5
Stacy McGee	2019	0.5
Israel Raybon	1997	0.5
Dean Wells	1999-2001	0.5
Robert McClain	2010, 2015-2016	0.5
Brandon Short	2004-2005	0.5
Larry Chester	2001	0.5
Gillis Wilson	2001	0.5

CAREER LEADERS

SPECIAL TEAMS TACKLES

	Years	TOTAL			
Karl Hankton	2000-2006	94	Todd Sauerbrun	2001-2004	11
Mike Minter	1997-2006	61	Michael Swift	1998-1999	11
Michael Bates	1996-2000; 2002	60	Pat Terrell	1995-1997	11
Damien Richardson	1998-2003	58	Dean Wells	1999-2001	11
Richard Marshall	2006-2010	56	Shaq Thompson	2015-2017	10
Brad Hoover	2000-2009	54	Brian Kinchen	1999-2000	10
Dante Wesley	2002-2005; 2007-2009	54	Steve Lofton	1995-1996; 1998-1999	10
Nick Goings	2001-2008	53	Haruki Nakamura	2012	10
Colin Jones	2012-2018	52	Hannibal Navies	1999-2002	10
Jordan Senn	2009-2013	52	Jared Norris	2016-2018	10
Rod Smart	2002-2005	49	Teddy Williams	2015-2017	10
Kemp Rasmussen	2002-2005	45	Chase Blackburn	2013-2014	9
Chad Cota	1995-1997	44	Ray Green	2000	9
Andre Royal	1995-1997	44	Deveron Harper	2000-2001	9
Dwight Stone	1995-1998	44	Tyrone Poole	1995-1997	9
Vinny Ciurciu	2003-2006	42	Mike Scurlock	1999	9
Jarrold Cooper	2001-2004	40	Tyrell Sutton	2009-2010	9
Gary Barnidge	2008-2012	39	Steve Tovar	1999	9
Anthony Johnson	1995-1999	38	Josh Vaughan	2010-2011	9
Chris Hetherington	1999-2001	35	Leonard Wheeler	1998-1999	9
Ben Jacobs	2014-2015; 2016-2018	31	Quinton Culberson	2009	8
Jason Williams	2010-2011, 2012-2014	31	Ed Dickson	2014-2017	8
David Mayo	2015-2017	30	Chris Draft	2005-2006	8
Adam Seward	2005-2008	29	Graham Gano	2012-2018	8
A.J. Klein	2013-2016	27	Scott Greene	1996-1997	8
Kory Minor	1999-2002	27	Doug Hogue	2012	8
Rod Smith	1995-1998	27	Nic Harris	2010	7
Mario Addison	2012-2017	26	Brandon Jamison	2006-2007	7
Quinton Teal	2007-2009	26	Charly Martin	2009-2010	7
Lester Towns	2000-2003	26	Emmanuel McDaniel	1996; 2002	7
Donte' Curry	2007-2008	24	Rod Mullen	1999	7
Dan Connor	2008-2011, 2013	23	Russell Shepard	2017	7
Brandon Short	2004-2005	23	Sean Tufts	2004-2005	7
James Anderson	2006-2012	22	Curtis Samuel	2017-2018	6
Ricky Manning, Jr.	2003-2005	22	Brandon Benett	2004	6
Sherrod Martin	2009-2012	21	Luther Broughton	1997-1998; 2001	6
Paul Butcher	1995	20	Jeremy Cash	2016	6
Thomas Davis	2005-2017	20	Terry Cousin	2002-2003	6
Damon Pieri	1995-1997	20	Perzell Gaskins	1997	6
Joe Webb	2014-2016	20	Greg Hardy	2010-2014	6
Rashard Anderson	2000	19	Brad Jackson	2002	6
Colin Branch	2003-2006	19	Eddie Jackson	2004	6
Chris Gamble	2004-2012	19	Muhsin Muhammad	1996-2004; 2008-2009	6
Jason Kyle	2001-2008	19	Shawn Price	1995	6
Kris Mangum	1997-2006	18	Armond Smith	2012-2013	6
Kevin McCadam	2006	18	Travares Tillman	2003-2004	6
Marcus Hudson	2010	17	Mike Tolbert	2012-2016	6
Brian Allen	2002-2004	16	Tony Veland	1998	6
Na'il Diggs	2006-2009	16	C.J. Wilson	2007-2010	6
Charles Godfrey	2008-2014	16	Cameron Artis-Payne	2014-2017	5
J.J. Jansen	2010-2018	16	Duane Bickett	1996	5
Eric Norwood	2010-2011	16	Juran Bolden	1998	5
Jason Phillips	2011-2012	16	Bob Christian	1995	5
Reggie Howard	2000-2003; 2006	15	Deke Cooper	2002; 2007	5
Robert McClain	2010; 2015-2016	15	Thomas DeCoud	2014	5
Kinnon Tatum	1997-1998	15	Brett Faryniarz	1995	5
Brent Alexander	1998-1999	14	Andrew Gachkar	2017	5
Richie Brockel	2011-2015	14	Chris Harris	2007-2009	5
Tim Shaw	2007	14	Abdul Hodge	2010	5
Will Witherspoon	2002-2005	14	Marquand Manuel	2007	5
Fozzy Whittaker	2014-2017	13	Jordan Pugh	2010-2011	5
Dante Rosario	2007-2010	13	Spencer Reid	1998	5
Al Wallace	2002-2006	13	Mark Rodenhauser	1995-1997	5
Toi Cook	1996-1997	12	Micah Ross	2004	5
John Kasay	1995-2010	12	Antwan Applewhite	2011-2012	4
Captain Munnerlyn	2009-2013, 2017	12	Jon Beason	2007-2013	4
Nate Salley	2006-2008	12	Corey Brown	2014-2016	4
Josh Thomas	2011-2013	12	James Dockery	2012-2014	4
Jason Baker	2005-2011	11	Tony Fiammetta	2009-2010	4
Myron Baker	1996-1997	11	Rashaan Gaulden	2018	4
Tre Boston	2014-2016	11	Michael Griffin	2016	4
Landon Johnson	2008-2009	11	Howard Griffith	1995-1996	4
Donta' Jones	1999	11	Will Hampton	2003-2004	4
Bubba McDowell	1995	11	Lenny McGill	1998	4
Kealoha Pilares	2011-2013	11	Christian Morton	2006	4
			Josh Norman	2012-2015	4

CAREER LEADERS

Tarek Saleh	1997-1998	4	Darvin Adams	2011	1
Kevon Seymour	2017	4	Gerald Alexander	2010	1
Shaq Thompson	2015-2018	4	Cameron Artis-Payne	2015-2018	1
Alex Armah	2017-2018	3	Randy Baldwin	1995	1
Rae Carruth	1997-1999	3	Kenjon Barner	2013, 2018	1
Kurt Coleman	2015-2017	3	Tommy Barnhardt	1995	1
Curtis Deloatch	2007	3	Micheal Barrow	1997-1999	1
Doug Evans	1998-2001	3	Mackenzey Bernadeau	2008-2011	1
Adarius Glanton	2014	3	Taye Biddle	2006	1
Derwin Gray	1998	3	Dee Brown	2002	1
Jermaine Hardy	2005	3	Jairus Byrd	2017	1
Alex Haynes	2007	3	D.J. Campbell	2012	1
Nate Hemsley	2001	3	Chandler Catanzaro	2018	1
Fred Lane	1997-1999	3	Kaelin Clay	2017	1
Robert Lester	2013-2014	3	David Clowney	2010	1
Kenny Onatolu	2012	3	Casey Cramer	2004-2005	1
Jeff Posey	2001	3	Eric Davis	1996-2000	1
Michael Reed	1995-1996	3	Rod Davis	2006	1
Derrick Strait	2006	3	Ryan Delaire	2015-2016	1
Hilee Taylor	2008-2010	3	Travell Dixon	2016	1
Clifton Abraham	1997	2	Dwan Edwards	2012-2015	1
Carlton Bailey	1995-1997	2	Cortland Finnegan	2015	1
Brenton Bersin	2014-2015, 2017	2	Todd Fordham	2004-2006	1
Darius Butler	2011	2	Frank Garcia	1995-2000	1
Damiere Byrd	2017-2018	2	Travis Hill	1995	1
Mike Caldwell	2003	2	Jimmy Hitchcock	2000-2001	1
Jermaine Carter	2018	2	Domenik Hixon	2013	1
Patrick Dendy	2007	2	Donte Jackson	2018	1
Mike Dulaney	1998	2	Ernest Jones	1998-1999	1
Omar Gaither	2011	2	Mark Jones	2008	1
Mike Goodson	2009-2011	2	Thomas Keiser	2011-2012	1
Deon Grant	2001-2003	2	Jeff King	2006-2010	1
Marquis Haynes	2018	2	Andy Lee	2016	1
Jermale Hines	2011	2	Olindo Mare	2011	1
Deon Humphrey	2000	2	Dean Marlowe	2015-2016	1
Jerry Jensen	1998-1999	2	Quintin Mikell	2013	1
Rhys Lloyd	2007-2009; 2010	2	Derrick Moore	1995	1
David Mayo	2016-2018	2	Brad Nortman	2012-2015	1
Sam Mills	1995-1997	2	Michael Palardy	2016-2017	1
Winslow Oliver	1996-1998	2	Eric Reid	2018	1
Ron Parker	2012	2	Anderson Russell	2012	1
Dino Philyaw	1995-1996	2	Zack Sanchez	2016	1
De'Andre Presley	2014	2	Mike Seidman	2003-2006	1
Walter Rasby	1995-1997	2	George Selvie	2011	1
Jamal Robertson	2004-2005	2	Eric Shelton	2005-2006	1
Andre Smith	2018	2	Kawann Short	2013-2017	1
Ian Thomas	2018	2	R.J. Stanford	2010-2011	1
Mark Thomas	1995-1996	2	Jermaine Wiggins	2002-2003	1
Nate Turner	1995	2	Garnell Wilds	2005	1
Ken Walter	1997-2000	2	Gerald Williams	1995-1997	1
Brandon Williams	2013-2015	2	Thomas Williams	2011	1
Jamar Williams	2010	2	Vince Workman	1995	1
Kion Wilson	2011	2	Lou Young	2015-2016	1
Daryl Worley	2016-2017	2			
Walter Young	2003	2			

CAREER PLAYOFF LEADERS

RECEIVING YARDS

	Years	Rec	Yds	Avg	Long	TDs	100-yd. gms.
Smith, Steve	2001-2013	51	856	16.8	70	8	3
Olsen, Greg	2011-2017	35	488	13.9	54	2	2
Muhammad, Muhsin	1996-04; 2008-09	20	407	20.4	85t	2	2
Brown, Corey	2014-2016	15	276	18.4	86t	1	1
Ginn Jr., Ted	2013, 2015-2016	10	230	23.0	59	0	1
Funchess, Devin	2015-2017	9	152	16.9	24	1	0
Carter, Drew	2004-2007	4	131	32.8	47t	1	0
Proehl, Ricky	2003-2005	9	125	13.9	31	1	0
Benjamin, Kelvin	2014-2017	11	108	9.8	28	2	0
Green, Willie	1995-1996	10	104	10.4	22	1	0
McCaffrey, Christian	2017-2018	6	101	16.8	56t	1	1
Cotchery, Jericho	2014-2015	13	95	7.3	13	0	0
Dickson, Ed	2014-2017	6	92	15.3	34	0	0
Carrier, Mark	1995-1998	5	72	14.4	27	0	0
Hoover, Brad	2000-2009	9	64	7.1	11	0	0
Walls, Wesley	1996-2002	6	58	9.7	20	1	0
Whittaker, Fozzy	2014-2017	2	53	26.5	39t	1	0
Stewart, Jonathan	2008-2017	9	49	5.4	18	0	0
Bersin, Brenton	2014-2017	4	44	11.0	19	0	0
Wiggins, Jermaine	2002-2003	5	43	8.6	21	0	0
Foster, DeShaun	2002-2007	7	42	6.0	12	0	0
Colbert, Keary	2004-2007	3	40	13.3	25	0	0
Goings, Nick	2001-2008	4	39	9.8	14	0	0
LaFell, Brandon	2010-2013	4	34	8.5	13	0	0
Clay, Kaelin	2017-2018	3	32	10.7	21	0	0
Tolbert, Mike	2012-2016	3	29	9.7	14	1	0
Rosario, Dante	2007-2010	3	28	9.3	14	0	0
Jarrett, Dwayne	2007-2010	2	27	13.5	20	0	0
Robertson, Jamal	2004-2005	6	27	4.5	18	0	0
Griffith, Howard	1995-1996	5	24	4.8	11	1	0
Ismail, Raghib	1996-1998	1	24	24.0	24	0	0
Mangum, Kris	1997-2006	5	24	4.8	11	1	0
Davis, Stephen	2003-2005	2	23	11.5	21	0	0
Johnson, Anthony	1995-1999	2	23	11.5	14	0	0
Oliver, Winslow	1996-1998	2	10	5.0	5	0	0
Williams, DeAngelo	2006-2014	3	8	2.7	6	0	0
Artis-Payne, Cameron	2015-2018	1	1	1.0	1	0	0
TOTAL		295	3,983	13.5	85t	25	10

RUSHING YARDS

	Years	Rsh	Yds	Avg	Long	TDs	100-yd. gms.
Stewart, Jonathan	2008-2017	101	474	4.7	59	5	2
Foster, DeShaun	2002-2007	85	401	4.7	33t	2	1
Davis, Stephen	2003-2005	64	315	4.9	64	1	1
Newton, Cam	2011-2017	63	258	4.1	29	2	0
Johnson, Anthony	1995-1999	37	135	3.6	12	0	1
Goings, Nick	2001-2008	33	121	3.7	18	0	0
Williams, DeAngelo	2006-2014	23	106	4.6	31	0	0
Tolbert, Mike	2012-2016	27	76	2.8	11	0	0
Smith, Steve	2001-2013	5	45	9.0	22	1	0
Ginn, Jr., Ted	2013, 2015-2016	2	33	16.5	22t	1	0
Whittaker, Fozzy	2014-2017	9	32	3.6	15	0	0
Oliver, Winslow	1996-1998	5	26	5.2	11	0	0
Delhomme, Jake	2003-2009	15	23	1.5	10	0	0
Robertson, Jamal	2004-2005	4	19	4.8	15	0	0
McCaffrey, Christian	2017	6	16	2.7	7	0	0
Muhammad, Muhsin	1996-04; 2008-09	3	14	4.7	6	0	0
Hoover, Brad	2000-2009	6	12	2.0	7t	1	0
Artis-Payne, Cameron	2015-2017	3	7	2.3	3	0	0
Ismail, Raghib	1996-1998	1	7	7.0	7	0	0
LaFell, Brandon	2010-2013	1	6	6.0	6	0	0
Cotchery, Jericho	2014-2015	2	5	2.5	5	0	0
Smart, Rod	2002-2005	1	5	5.0	5	0	0
Collins, Kerry	1995-1998	7	4	0.6	8	0	0
Stark, Rohn	1996	1	0	0.0	0	0	0
Anderson, Derek	2011-2017	2	-2	-1.0	-1	0	0
Nortman, Brad	2012-2015	2	-2	-1.0	6	0	0
Weinke, Chris	2001-2006	3	-3	-1.0	-1	0	0
TOTAL		511	2,133	4.2	64	13	5

CAREER PLAYOFF LEADERS

PASSING YARDS

	Years	Att	Cmp	Pct	Yds	TD	INT	Sk/Yds	Rtg	300yd
Delhomme, Jake	2003-2009	226	130	57.5%	1,847	12	10	16/107	83.3	2
Newton, Cam	2011-2017	224	134	59.8%	1,821	10	7	20/179	87.7	2
Collins, Kerry	1995-1998	59	31	52.5%	315	3	3	2/9	63.9	0
Smith, Steve	2001-2013	1	0	-	0	0	0	0/0	39.6	0
TOTAL		510	295	57.8%	3,983	25	20	40/308	82.8	4

SCORING

	Years	TD	TDr	TDp	TDrt	FG	PAT	2pt.	S	Pts
Kasay, John	1995-2010	0	0	0	0	21	18	0	0	81
Smith, Steve	2001-13	10	1	8	1	0	0	0	0	60
Gano, Graham	2012-2017	0	0	0	0	8	16	0	0	40
Stewart, Jonathan	2008-2017	5	5	0	0	0	0	0	0	30
Muhammad, Muhsin	1996-04; 2008-09	3	0	2	1	0	0	0	0	18
Benjamin, Kelvin	2014-2017	2	0	2	0	0	0	0	0	12
Foster, DeShaun	2002-2007	2	2	0	0	0	0	0	0	12
Kuechly, Luke	2012-2017	2	0	0	2	0	0	0	0	12
Newton, Cam	2011-2017	2	2	0	0	0	0	0	0	12
Tolbert, Mike	2012-2016	1	0	1	0	0	0	1	0	8
Brown, Corey	2014-2016	1	0	1	0	0	0	0	0	6
Carter, Drew	2004-2007	1	0	1	0	0	0	0	0	6
Davis, Stephen	2003-2005	1	1	0	0	0	0	0	0	6
Funckess, Devin	2015-17	1	0	1	0	0	0	0	0	6
Ginn, Jr., Ted	2013, 2015-16	1	1	0	0	0	0	0	0	6
Green, Willie	1995-1996	1	0	1	0	0	0	0	0	6
Griffith, Howard	1995-1996	1	0	1	0	0	0	0	0	6
Hoover, Brad	2000-2009	1	1	0	0	0	0	0	0	6
Mangum, Kris	1997-2006	1	0	1	0	0	0	0	0	6
McCaffrey, Christian	2017	1	0	1	0	0	0	0	0	6
Olsen, Greg	2011-2017	1	0	1	0	0	0	0	0	6
Proehl, Ricky	2003-2005	1	0	1	0	0	0	0	0	6
Walls, Wesley	1996-2002	1	0	1	0	0	0	0	0	6
Whittaker, Fozzy	2014-2017	1	0	1	0	0	0	0	0	6
TOTALS		41	13	24	4	29	34	1	0	369

INTERCEPTIONS

	Years	INTS	YDS	AVG	LONG	TDS
Manning, Ricky	2003-2005	4	15	3.8	13	0
Kuechly, Luke	2012-2017	3	37	12.3	22t	2
Lucas, Ken	2005-2008	2	15	7.5	14	0
McCree, Marlon	2005	2	-9	-4.5	1	0
Boston, Tre	2014-2016	2	16	8.0	11	0
Coleman, Kurt	2015-2017	2	0	0.0	0	0
Mills, Sam	1995-1997	2	34	17.0	24	0
Adams, Mike	2017	1	1	1.0	1	0
Beason, Jon	2007-2013	1	4	4.0	4	0
Cota, Chad	1995-1997	1	49	49.0	49	0
Ealy, Kony	2014-2016	1	19	19.0	0	0
Finnegan, Cortland	2015	1	0	0.0	0	0
Grant, Deon	2000-2003	1	16	16.0	16	0
Howard, Reggie	2001-2003	1	12	12.0	12	0
Minter, Mike	1997-2006	1	-1	-1.0	-1	0
Morgan, Dan	2001-2007	1	-2	-2.0	-2	0
Peppers, Julius	2002-2009	1	34	34.0	34	0
Terrell, Pat	1995-1997	1	49	49.0	49	0
TOTAL		28	289	10.3	97	2

SACKS

	Years	TOTAL			
Charles Johnson	2007-17	5.0	Reggie Howard	2000-03	1.0
Kawann Short	2013-18	4.0	Damione Lewis	2006-09	1.0
Kony Ealy	2014-16	3.0	Kris Jenkins	2001-07	1.0
Luke Kuechly	2012-18	2.0	Greg Favors	2003	1.0
Dwan Edwards	2012-15	2.0	Dan Morgan	2001-07	1.0
Mike Rucker	1999-07	2.0	Mario Addison	2012, 2013-18	1.0
Thomas Davis	2005-18	2.0	Lamar Lathon	1995-97	1.0
Jordan Carstens	2004-06	2.0	Josh Norman	2012-15	1.0
Julius Peppers	2002-09, 2017-18	2.0	Kyle Love	2015-18	1.0
Will Witherspoon	2002-05	2.0	Les Miller	1996-98	1.0
Al Wallace	2002-06	1.5	Shane Burton	2002-03	0.5
Brentson Buckner	2001-05	1.5	Mike Minter	1997-06	0.5
Tre Boston	2014-16	1.0	TOTALS		41.0

SINGLE-GAME BESTS

100-YARD RECEIVING GAMES

Player	Opponent	Date	Rec	Yds	TD
Steve Smith [^]	Chicago Bears	1/15/2006	12	218	2
Steve Smith	Minnesota Vikings	10/30/2005	11	201	1
Muhsin Muhammad	New Orleans Saints	9/13/1998	9	192	1
Steve Smith	Baltimore Ravens	10/15/2006	8	189	1
Muhsin Muhammad	Washington Redskins	11/16/2003	9	189	0
Steve Smith	Chicago Bears	10/2/2011	8	181	0
Greg Olsen	Tampa Bay Buccaneers	10/10/2016	9	181	0
Muhsin Muhammad	New Orleans Saints	12/5/2004	10	179	1
Steve Smith	Arizona Cardinals	9/11/2011	8	178	2
Ed Dickson	Detroit Lions	10/8/2017	5	175	0
Steve Smith	Miami Dolphins	9/25/2005	11	170	3
Steve Smith	Chicago Bears	11/20/2005	14	169	0
Steve Smith	Atlanta Falcons	11/23/2008	8	168	0
Patrick Jeffers	New Orleans Saints	1/2/2000	7	165	2
Steve Smith	Denver Broncos	12/14/2008	9	165	1
Steve Smith [^]	St. Louis Rams	1/10/2004	6	163	1
Patrick Jeffers	Pittsburgh Steelers	12/26/1999	5	160	2
Steve Smith	Minnesota Vikings	12/20/2009	9	157	1
Willie Green	St. Louis Rams	11/12/1995	6	157	1
D.J. Moore	Detroit Lions	11/18/2018	7	157	1
Willie Green	San Francisco 49ers	12/8/1996	7	157	1
Steve Smith	Green Bay Packers	9/18/2011	6	156	0
Steve Smith	Houston Texans	9/16/2007	8	153	3
Muhsin Muhammad	Washington Redskins	10/3/1999	8	151	0
Steve Smith	Tennessee Titans	10/19/2003	10	151	1
Steve Smith	Tampa Bay Buccaneers	11/13/2006	8	149	1
Wesley Walls	Atlanta Falcons	9/7/1997	7	147	0
Muhsin Muhammad	Atlanta Falcons	9/28/2008	8	147	1
Patrick Jeffers	Green Bay Packers	12/12/1999	8	147	2
Willie Green	Atlanta Falcons	12/17/1995	4	147	1
Steve Smith	Cincinnati Bengals	12/8/2002	5	144	1
Drew Carter	New York Giants	12/10/2006	8	144	1
Steve Smith	Washington Redskins	10/23/2011	7	143	0
Muhsin Muhammad [^]	New England Patriots	2/1/2004	4	140	1
Patrick Jeffers	San Francisco 49ers	12/18/1999	8	138	1
Steve Smith	New Orleans Saints	9/11/2005	8	138	1
Steve Smith	Dallas Cowboys	12/22/2007	9	137	1
Steve Smith	Arizona Cardinals	10/14/2007	10	136	1
Muhsin Muhammad	Atlanta Falcons	12/18/2004	10	135	1
Steve Smith [^]	Dallas Cowboys	1/3/2004	5	135	1
Greg Olsen	New Orleans Saints	9/27/2015	8	134	2
Steve Smith	New Orleans Saints	12/28/2008	5	134	0
Donald Hayes	Atlanta Falcons	11/28/1999	5	133	1
Ricky Proehl	Tampa Bay Buccaneers	11/9/2003	3	133	1
Muhsin Muhammad	Atlanta Falcons	9/23/2001	10	132	0
Drew Carter	Green Bay Packers	11/18/2007	5	132	1
Mark Carrier	New Orleans Saints	11/26/1995	6	132	2
Muhsin Muhammad	Green Bay Packers	11/27/2000	11	131	2
Steve Smith	Atlanta Falcons	9/20/2009	8	131	0
Greg Olsen	Seattle Seahawks	10/18/2015	7	131	1
Steve Smith	Atlanta Falcons	1/1/2006	9	131	1
Greg Olsen	New Orleans Saints	12/6/2015	9	129	0
Muhsin Muhammad	San Francisco 49ers	10/22/2000	9	127	0
Steve Smith	Cincinnati Bengals	10/22/2006	8	126	0
Muhsin Muhammad	San Francisco 49ers	12/18/1999	11	126	3
D.J. Moore	New Orleans Saints	11/24/2019	6	126	2
Steve Smith	Atlanta Falcons	12/11/2011	6	125	0
Muhsin Muhammad	St. Louis Rams	11/14/1999	9	125	0
David Gettis	San Francisco 49ers	10/24/2010	8	125	2
Mark Carrier	Jacksonville Jaguars	9/29/1996	8	124	2
Steve Smith	Detroit Lions	10/16/2005	6	123	1
Muhsin Muhammad	San Francisco 49ers	11/14/2004	6	123	3
Greg Olsen	San Francisco 49ers	9/18/2016	5	122	1
Steve Smith	New Orleans Saints	10/19/2008	6	122	1
Christian McCaffrey	Atlanta Falcons	11/17/2019	11	121	0
Willie Green	Atlanta Falcons	9/3/1995	7	121	1
Steve Smith	Kansas City Chiefs	12/2/2012	5	120	1
D.J. Moore	Green Bay Packers	11/10/2019	9	120	0
Ted Ginn	Atlanta Falcons	12/13/2015	2	120	2
Devin Funchess	Tampa Bay Buccaneers	1/3/2016	7	120	1
Christian McCaffrey	Indianapolis Colts	12/22/2019	15	119	0
Raghib Ismail	Atlanta Falcons	9/6/1998	6	119	1
Greg Olsen	Philadelphia Eagles	11/10/2014	6	119	0
Steve Smith	Arizona Cardinals	10/9/2005	8	119	2
Muhsin Muhammad	Arizona Cardinals	11/21/2004	6	118	2
Steve Smith	Chicago Bears	10/28/2012	7	118	0
Muhsin Muhammad	Washington Redskins	12/13/1998	7	118	0
Steve Smith	St. Louis Rams	9/9/2007	7	118	1

SINGLE-GAME BESTS

100-YARD RECEIVING GAMES

Player	Opponent	Date	Rec	Yds	TD
Raghib Ismail	Dallas Cowboys	10/11/1998	6	117	2
Muhsin Muhammad	Cincinnati Bengals	9/26/1999	8	117	0
Steve Smith	Tampa Bay Buccaneers	12/8/2008	9	117	1
Steve Smith	Arizona Cardinals	10/26/2008	5	117	2
Greg Olsen	Green Bay Packers	12/17/2017	9	116	1
Steve Smith	Green Bay Packers	9/29/2002	5	116	0
Ted Ginn	Oakland Raiders	11/27/2016	4	115	1
Muhsin Muhammad	Tampa Bay Buccaneers	12/26/2004	8	115	2
Kelvin Benjamin	Pittsburgh Steelers	9/21/2014	8	115	1
Donald Hayes	San Francisco 49ers	9/10/2000	6	115	1
Keary Colbert	Denver Broncos	10/10/2004	4	115	1
Muhsin Muhammad	Atlanta Falcons	10/3/2004	7	114	0
Mark Carrier	Chicago Bears	10/8/1995	5	114	1
Muhsin Muhammad	Oakland Raiders	12/24/2000	10	114	0
Greg Olsen^	Arizona Cardinals	1/24/2016	6	113	0
Corey Brown^	Arizona Cardinals	1/24/2016	4	113	1
D.J. Moore	Seattle Seahawks	12/15/2019	8	113	0
Steve Smith	Tampa Bay Buccaneers	10/12/2008	6	112	0
Muhsin Muhammad	New Orleans Saints	11/10/2002	4	112	0
Christian McCaffrey	Seattle Seahawks	11/25/2018	11	112	1
Steve Smith	Tampa Bay Buccaneers	9/24/2006	7	112	0
Rae Carruth	Kansas City Chiefs	9/21/1997	8	110	0
Greg Olsen	Tampa Bay Buccaneers	12/14/2014	10	110	0
Greg Olsen	Tampa Bay Buccaneers	9/12/2019	6	110	0
Kelvin Benjamin	Atlanta Falcons	11/16/2014	9	109	1
Raghib Ismail	Indianapolis Colts	12/27/1998	7	109	1
Steve Smith	Atlanta Falcons	12/9/2012	7	109	0
Raghib Ismail	Atlanta Falcons	11/3/1996	5	108	0
Devin Funchess	New York Jets	11/26/2017	7	108	0
Muhsin Muhammad	San Francisco 49ers	9/10/2000	8	108	1
Kelvin Benjamin	San Francisco 49ers	9/18/2016	7	108	2
Muhsin Muhammad	Detroit Lions	9/15/2002	8	107	1
Rae Carruth	Minnesota Vikings	10/12/1997	6	107	1
Greg Olsen^	New Orleans Saints	1/7/2018	8	107	1
Patrick Jeffers	St. Louis Rams	12/5/1999	7	107	1
Brandon LaFell	Minnesota Vikings	10/13/2013	4	107	1
Steve Smith	Tampa Bay Buccaneers	9/9/2012	7	106	0
Muhsin Muhammad	Cincinnati Bengals	12/8/2002	8	106	1
Steve Smith	Tampa Bay Buccaneers	11/6/2005	5	106	1
Muhsin Muhammad	Seattle Seahawks	10/31/2004	8	106	2
Keyshawn Johnson	Minnesota Vikings	9/17/2006	5	106	0
Wesley Walls	St. Louis Rams	11/23/1997	8	106	0
Greg Olsen	Green Bay Packers	10/19/2014	8	105	0
Steve Smith	Green Bay Packers	11/30/2008	4	105	0
Willie Green	New Orleans Saints	11/26/1995	4	105	1
Steve Smith	New Orleans Saints	9/16/2012	3	104	0
Kelvin Benjamin	New England Patriots	10/1/2017	4	104	0
Ricky Proehl	Dallas Cowboys	12/24/2005	2	104	1
Kelvin Benjamin	Tampa Bay Buccaneers	12/14/2014	8	104	0
Ted Ginn^	San Francisco 49ers	1/12/2014	4	104	0
Muhsin Muhammad	Atlanta Falcons	10/4/1998	4	104	1
Muhsin Muhammad	Buffalo Bills	12/9/2001	8	104	0
Steve Smith	Tampa Bay Buccaneers	12/11/2005	5	103	0
Brandon LaFell	Tampa Bay Buccaneers	12/24/2011	3	103	1
Muhsin Muhammad	Jacksonville Jaguars	9/19/1999	4	103	1
Steve Smith	Indianapolis Colts	10/12/2003	6	103	1
Muhsin Muhammad^	Dallas Cowboys	1/3/2004	4	103	0
Wesley Walls	Seattle Seahawks	10/8/2000	7	102	0
Muhsin Muhammad	Kansas City Chiefs	12/10/2000	8	102	0
Christian McCaffrey	Atlanta Falcons	9/16/2018	14	102	0
Greg Olsen	Denver Broncos	11/11/2012	9	102	2
Raghib Ismail	New Orleans Saints	11/30/1997	6	102	0
DeAngelo Williams	Philadelphia Eagles	12/4/2006	7	101	1
D.J. Moore	Tennessee Titans	11/3/2019	7	101	0
Mark Carrier	Washington Redskins	12/24/1995	7	101	0
Christian McCaffrey	New Orleans Saints	9/24/2017	9	101	0
Christian McCaffrey^	New Orleans Saints	1/7/2018	6	101	1
Keary Colbert	Seattle Seahawks	10/31/2004	4	100	0
Steve Smith	New Orleans Saints	10/26/2003	9	100	0
Jonathan Stewart	Green Bay Packers	9/18/2011	8	100	0
Steve Smith	Minnesota Vikings	10/30/2011	7	100	1
Mark Carrier	Buffalo Bills	10/25/1998	5	100	1

^POSTSEASON

SINGLE-GAME BESTS

100-YARD RUSHING GAMES

Player	Opponent	Date	Rsh	Yds	TD
DeAngelo Williams	New Orleans Saints	12/30/2012	21	210	2
Jonathan Stewart	New York Giants	12/27/2009	28	206	1
DeAngelo Williams	Tampa Bay Buccaneers	12/8/2008	19	186	2
Christian McCaffrey	Cincinnati Bengals	9/23/2018	28	184	0
Stephen Davis	New Orleans Saints	10/26/2003	31	178	2
DeAngelo Williams	New Orleans Saints	12/28/2008	25	178	0
Christian McCaffrey	Jacksonville Jaguars	10/6/2019	19	176	2
DeShaun Foster	Kansas City Chiefs	9/19/2004	32	174	1
Richard Huntley	New England Patriots	1/6/2002	21	168	0
DeShaun Foster	Atlanta Falcons	1/1/2006	18	165	1
Stephen Davis	New Orleans Saints	10/5/2003	30	159	1
DeAngelo Williams	Arizona Cardinals	11/1/2009	23	158	0
Jonathan Stewart	New Orleans Saints	12/7/2014	20	155	1
Lamar Smith	Minnesota Vikings	9/22/2002	30	154	2
Christian McCaffrey	Arizona Cardinals	9/22/2019	24	153	1
Stephen Davis	Houston Texans	11/2/2003	30	153	0
Stephen Davis	Atlanta Falcons	9/28/2003	21	153	1
DeAngelo Williams	Tampa Bay Buccaneers	10/18/2009	30	152	2
DeShaun Foster^	New York Giants	1/8/2006	27	151	0
DeAngelo Williams	New Orleans Saints	11/8/2009	21	149	2
Fred Lane	Oakland Raiders	11/2/1997	28	147	3
Christian McCaffrey	Tennessee Titans	11/3/2019	24	146	2
Stephen Davis	Tampa Bay Buccaneers	9/14/2003	33	142	0
Tim Biakabutuka	Washington Redskins	10/3/1999	12	142	3
DeAngelo Williams	Oakland Raiders	11/9/2008	19	140	1
Fred Lane	Dallas Cowboys	12/8/1997	34	138	0
Jonathan Stewart	Arizona Cardinals	12/19/2010	27	137	0
Anthony Johnson	Washington Redskins	8/31/1997	20	134	0
Jonathan Stewart	Atlanta Falcons	12/12/2010	18	133	0
Tim Biakabutuka	Cincinnati Bengals	9/26/1999	8	132	2
Jonathan Stewart	Washington Redskins	12/19/2016	25	132	0
DeShaun Foster	Atlanta Falcons	12/4/2005	24	131	1
Jonathan Stewart	Detroit Lions	11/16/2008	15	130	1
Christian McCaffrey	Los Angeles Rams	9/8/2019	19	128	2
Nick Goings	Tampa Bay Buccaneers	12/26/2004	33	127	0
Anthony Johnson	St. Louis Rams	10/13/1996	22	126	0
Jonathan Stewart	Philadelphia Eagles	10/25/2015	24	125	0
Christian McCaffrey	Seattle Seahawks	11/25/2018	17	125	1
Jonathan Stewart	New Orleans Saints	1/3/2010	16	125	1
DeAngelo Williams	Kansas City Chiefs	10/5/2008	20	123	2
Anthony Johnson	St. Louis Rams	11/17/1996	27	123	1
Derrick Moore	Tampa Bay Buccaneers	10/1/1995	21	123	1
Anthony Johnson	New Orleans Saints	10/20/1996	29	123	0
Jonathan Stewart^	Arizona Cardinals	1/3/2015	24	123	1
Dee Brown	Cleveland Browns	12/1/2002	27	122	0
DeShaun Foster	Atlanta Falcons	9/23/2007	20	122	1
DeAngelo Williams	Miami Dolphins	11/19/2009	13	122	0
Jonathan Stewart	Cleveland Browns	12/21/2014	24	122	0
Nick Goings	New Orleans Saints	12/5/2004	36	122	1
Tim Biakabutuka	Washington Redskins	10/21/2001	20	121	1
DeAngelo Williams	Tampa Bay Buccaneers	12/30/2007	20	121	2
Nick Goings	Arizona Cardinals	11/21/2004	22	121	3
DeAngelo Williams	Arizona Cardinals	10/14/2007	10	121	1
Jonathan Stewart	Tampa Bay Buccaneers	12/6/2009	26	120	1
Mike Goodson	Baltimore Ravens	11/21/2010	22	120	0
DeAngelo Williams	Detroit Lions	11/16/2008	14	120	2
DeAngelo Williams	New York Giants	9/22/2013	23	120	0
Derrick Moore	New England Patriots	10/29/1995	28	119	0
Fred Lane	Green Bay Packers	12/14/1997	19	119	1
Christian McCaffrey	San Francisco 49ers	10/27/2019	14	117	1
Brad Hoover	Green Bay Packers	11/27/2000	24	117	1
Cam Newton	Atlanta Falcons	12/9/2012	9	116	1
Stephen Davis	Philadelphia Eagles	11/30/2003	23	115	0
DeAngelo Williams	New Orleans Saints	10/9/2011	9	115	1
Jonathan Stewart	Tampa Bay Buccaneers	12/8/2008	15	115	2
DeAngelo Williams	St. Louis Rams	11/19/2006	20	114	0
Fred Lane	New Orleans Saints	11/30/1997	13	112	1
Anthony Johnson	Tampa Bay Buccaneers	12/1/1996	26	111	1
Stephen Davis	Jacksonville Jaguars	9/7/2003	22	111	0
Jonathan Stewart	Miami Dolphins	11/13/2017	17	110	0
Jonathan Stewart	Tampa Bay Buccaneers	10/18/2009	17	110	1
Tim Biakabutuka	Indianapolis Colts	12/27/1998	25	109	1
Jonathan Stewart	Minnesota Vikings	12/20/2009	25	109	1
Christian McCaffrey	Green Bay Packers	11/10/2019	20	108	1
Nick Goings	St. Louis Rams	12/12/2004	31	108	1
DeAngelo Williams	New York Giants	12/21/2008	24	108	4
DeAngelo Williams	Arizona Cardinals	10/26/2008	17	108	1
Cam Newton	Cincinnati Bengals	10/12/2014	17	107	1

SINGLE-GAME BESTS

100-YARD RUSHING GAMES

Player	Opponent	Date	Rsh	Yds	TD
DeShaun Foster	Cleveland Browns	10/8/2006	24	106	0
Jonathan Stewart [^]	Seattle Seahawks	1/17/2016	19	106	2
Christian McCaffrey	Tampa Bay Buccaneers	12/2/2018	10	106	0
Nick Goings	Tampa Bay Buccaneers	11/28/2004	23	106	0
DeShaun Foster	New Orleans Saints	10/1/2006	16	105	1
Anthony Johnson [^]	Dallas Cowboys	1/5/1997	26	104	0
Tim Biakabutuka	Atlanta Falcons	10/26/1997	23	104	2
Stephen Davis [^]	Dallas Cowboys	1/3/2004	26	104	1
Jonathan Stewart	Minnesota Vikings	12/10/2017	16	103	3
Tim Biakabutuka	Seattle Seahawks	10/8/2000	23	103	0
Tim Biakabutuka	Washington Redskins	12/13/1998	17	103	1
DeShaun Foster	Atlanta Falcons	12/24/2006	28	102	0
Anthony Johnson	Minnesota Vikings	10/6/1996	23	102	1
Jonathan Stewart	Washington Redskins	11/22/2015	21	102	0
DeAngelo Williams	Atlanta Falcons	11/23/2008	19	101	1
Christian McCaffrey	Atlanta Falcons	12/23/2018	21	101	0
Fred Lane	New Orleans Saints	11/1/1998	35	101	1
Cam Newton	New York Giants	12/20/2015	8	100	0
Fozzy Whittaker	San Francisco 49ers	9/18/2016	16	100	0
Mike Goodson	Tampa Bay Buccaneers	11/14/2010	23	100	0
Fred Lane	New Orleans Saints	9/13/1998	18	100	0

[^]POSTSEASON

CAREER 100-YARD RECEIVING GAME LEADERS

Player	Total
Smith, Steve	46 (3 postseason)
Muhammad, Muhsin	29 (2 postseason)
Olsen, Greg	13 (2 postseason)
McCaffrey, Christian	6 (1 postseason)
Benjamin, Kelvin	5
Carrier, Mark	5
Ismail, Raghib	5
Jeffers, Patrick	5
Moore, DJ	5
Ginn, Jr., Ted	3 (1 postseason)
Walls, Wesley	3
Carter, Drew	2
Carruth, Rae	2
Colbert, Keary	2
Funchess, Devin	2
Green, Willie	2
Hayes, Donald	2
LaFell, Brandon	2
Proehl, Ricky	2
Brown, Corey	1
Dickson, Ed	1
Gettis, David	1
Johnson, Keyshawn	1
Stewart, Jonathan	1
Williams, DeAngelo	1

CAREER 100-YARD RUSHING GAME LEADERS

Player	Number
Stewart, Jonathan	18 (2 postseason)
Williams, DeAngelo	18
McCaffrey, Christian	10
Davis, Stephen	8 (1 postseason)
Foster, DeShaun	8 (1 postseason)
Biakabutuka, Tshimanga	7
Johnson, Anthony	7 (1 postseason)
Lane, Fred	6
Goings, Nick	5
Newton, Cam	3
Goodson, Mike	2
Moore, Derrick	2
Brown, Dee	1
Hoover, Brad	1
Huntley, Richard	1
Smith, Lamar	1
Whittaker, Fozzy	1

SINGLE-GAME BESTS

300-YARD PASSING GAMES

Player	Opponent	Date	Att	Cmp	Yds	TD	Int
Cam Newton	Green Bay Packers	9/18/2011	46	28	432	1	3
Chris Weinke	New York Giants	12/10/2006	61	34	423	1	3
Cam Newton	Arizona Cardinals	9/11/2011	37	24	422	2	1
Cam Newton	Chicago Bears	10/2/2011	46	27	374	1	1
Steve Beuerlein	Green Bay Packers	12/12/1999	42	29	373	3	0
Steve Beuerlein	San Francisco 49ers	12/18/1999	38	27	368	4	0
Jake Delhomme	Baltimore Ravens	10/15/2006	39	24	365	2	2
Steve Beuerlein	San Francisco 49ers	9/10/2000	32	24	364	3	1
Jake Delhomme	Tennessee Titans	10/19/2003	49	31	362	2	0
Cam Newton	Detroit Lions	11/18/2018	37	25	357	3	1
Cam Newton	Detroit Lions	10/8/2017	33	26	355	3	0
Cam Newton	San Francisco 49ers	9/18/2016	40	24	353	4	1
Cam Newton^	New Orleans Saints	1/7/2018	40	24	349	2	0
Jake Delhomme	Minnesota Vikings	10/30/2005	30	21	341	3	0
Cam Newton	New York Giants	12/20/2015	45	25	340	5	0
Jake Delhomme	Atlanta Falcons	12/18/2004	35	24	340	2	1
Kerry Collins	New Orleans Saints	11/26/1995	46	17	335	3	4
Cam Newton^	Arizona Cardinals	1/24/2016	28	19	335	2	1
Cam Newton	Atlanta Falcons	9/16/2018	45	32	335	3	1
Steve Beuerlein	Washington Redskins	10/3/1999	47	23	334	1	1
Cam Newton	Tampa Bay Buccaneers	9/12/2019	51	25	333	0	0
Steve Beuerlein	Seattle Seahawks	10/8/2000	39	27	332	2	1
Cam Newton	New Orleans Saints	12/6/2015	41	28	331	5	1
Frank Reich	Atlanta Falcons	9/3/1995	44	23	329	2	0
Kerry Collins	Kansas City Chiefs	9/21/1997	47	24	328	1	4
Kerry Collins	San Francisco 49ers	12/8/1996	37	22	327	3	0
Jake Delhomme	Buffalo Bills	10/25/2009	44	27	325	0	3
Kyle Allen	Atlanta Falcons	11/17/2019	50	31	325	0	4
Jake Delhomme^	New England Patriots	2/1/2004	33	16	323	3	0
Cam Newton	New Orleans Saints	10/16/2016	47	27	322	2	1
Steve Beuerlein	New Orleans Saints	1/2/2000	41	22	322	5	0
Rodney Peete	Cincinnati Bengals	12/8/2002	29	21	319	3	1
Jake Delhomme^	Chicago Bears	1/15/2006	33	24	319	3	1
Jake Delhomme	Washington Redskins	11/16/2003	30	20	317	0	2
Cam Newton	New England Patriots	10/1/2017	29	22	316	3	1
Jake Delhomme	Houston Texans	9/16/2007	41	27	316	3	1
Cam Newton	New Orleans Saints	9/27/2015	31	20	315	2	0
Cam Newton	Chicago Bears	10/28/2012	39	20	314	0	2
Chris Weinke	St. Louis Rams	12/23/2001	51	24	312	1	0
Rodney Peete	Detroit Lions	9/15/2002	32	21	310	1	0
Rodney Peete	New Orleans Saints	11/10/2002	40	23	310	2	1
Kerry Collins	New England Patriots	10/29/1995	45	25	309	2	1
Steve Beuerlein	San Francisco 49ers	10/22/2000	44	28	309	3	0
Jake Delhomme	Atlanta Falcons	10/3/2004	38	23	308	0	2
Cam Newton	Arizona Cardinals	10/6/2013	39	21	308	0	3
Matt Moore	San Francisco 49ers	10/24/2010	41	28	308	2	1
Jake Delhomme	Atlanta Falcons	9/20/2009	41	25	308	1	1
Kyle Allen	Green Bay Packers	11/10/2019	43	28	307	1	1
Jake Delhomme	New Orleans Saints	1/2/2005	50	24	307	2	0
Cam Newton	Philadelphia Eagles	11/10/2014	40	25	306	2	3
Cam Newton	Philadelphia Eagles	11/26/2012	28	18	306	2	0
Jake Delhomme	San Francisco 49ers	11/14/2004	34	19	303	3	0
Cam Newton	Tampa Bay Buccaneers	9/9/2012	33	23	303	1	2
Kerry Collins	Atlanta Falcons	10/4/1998	38	20	302	3	2
Cam Newton	Tampa Bay Buccaneers	12/2/2018	41	28	300	2	4
Steve Beuerlein	San Francisco 49ers	10/17/1999	36	23	300	4	3
Cam Newton	Washington Redskins	12/19/2016	37	21	300	2	0

^POSTSEASON

SINGLE-GAME BESTS

OPPONENTS' 100-YARD RECEIVING GAMES

Player	Opponent	Date	Rec	Yds	TD
Julio Jones	Atlanta Falcons	10/2/2016	12	300	1
Rod Gardner	Washington Redskins	10/21/2001	6	208	1
Antonio Bryant	Tampa Bay Buccaneers	12/8/2008	9	200	2
Julio Jones	Atlanta Falcons	12/27/2015	9	178	1
Shannon Sharpe	Denver Broncos	11/9/1997	8	174	0
Brandin Cooks	New Orleans Saints	10/16/2016	7	173	1
Roddy White	Atlanta Falcons	9/30/2012	8	169	2
Reggie Wayne	Indianapolis Colts	10/28/2007	7	168	1
Antonio Freeman	Green Bay Packers	12/14/1997	10	166	2
Larry Fitzgerald	Arizona Cardinals	1/10/2009	8	166	1
D.J. Chark	Jacksonville Jaguars	10/6/2019	8	164	2
Tim Brown	Oakland Raiders	11/2/1997	10	163	0
Anquan Boldin	Arizona Cardinals	10/9/2005	10	162	1
Joe Horn	New Orleans Saints	12/5/2004	8	160	2
Torry Holt	St. Louis Rams	12/12/2004	6	151	1
Chris Godwin	Tampa Bay Buccaneers	10/13/2019	10	151	0
Joe Horn	New Orleans Saints	12/2/2001	13	150	1
Vincent Jackson	Tampa Bay Buccaneers	10/4/2015	10	147	1
Az-Zahir Hakim	St. Louis Rams	11/5/2000	8	147	1
Michael Irvin	Dallas Cowboys	10/11/1998	6	146	0
Robby Anderson	New York Jets	11/26/2017	6	146	2
Marques Colston	New Orleans Saints	1/1/2012	7	145	2
Eric Moulds	Buffalo Bills	10/25/1998	5	145	2
Deion Branch	New England Patriots	2/1/2004	10	143	1
Calvin Ridley	Atlanta Falcons	11/17/2019	8	143	1
Irving Fryar	Philadelphia Eagles	10/27/1996	7	143	0
Jimmy Graham	Seattle Seahawks	10/18/2015	8	140	0
Michael Westbrook	Washington Redskins	10/3/1999	8	140	2
Steve Smith	Baltimore Ravens	9/28/2014	7	139	2
Cris Carter	Minnesota Vikings	11/19/2000	8	138	1
Zach Ertz	Philadelphia Eagles	10/21/2018	9	138	0
Jordan Matthews	Philadelphia Eagles	11/10/2014	7	138	2
Ramses Barden	New York Giants	9/20/2012	9	138	0
Anquan Boldin	San Francisco 49ers	1/12/2014	8	136	0
Larry Fitzgerald	Arizona Cardinals	10/9/2005	9	136	1
Demaryius Thomas	Denver Broncos	11/11/2012	9	135	0
Michael Pittman	Tampa Bay Buccaneers	11/28/2004	8	134	2
Albert Connell	Washington Redskins	10/3/1999	5	134	2
Marques Colston	New Orleans Saints	10/1/2006	5	132	1
Tyler Boyd	Cincinnati Bengals	9/23/2018	6	132	1
Odell Beckham	New York Giants	10/7/2018	8	131	1
Michael Thomas	New Orleans Saints	1/7/2018	8	131	0
Torry Holt	St. Louis Rams	11/5/2000	4	130	0
Jimmy Graham	New Orleans Saints	10/9/2011	8	129	0
Jermaine Kearse	Seattle Seahawks	1/10/2015	3	129	1
Jerry Rice	San Francisco 49ers	12/8/1996	10	129	1
Darren Sproles	New Orleans Saints	9/16/2012	13	128	0
Jerry Rice	San Francisco 49ers	9/22/1996	10	127	0
David Boston	Arizona Cardinals	12/30/2001	7	127	2
Mike Wallace	Miami Dolphins	11/24/2013	5	127	1
Roddy White	Atlanta Falcons	9/23/2007	7	127	1
Larry Fitzgerald	Arizona Cardinals	12/19/2010	9	125	0
Marques Colston	New Orleans Saints	12/8/2013	9	125	2
Terance Mathis	Atlanta Falcons	9/1/1996	4	123	0
Terrell Owens	Philadelphia Eagles	10/17/2004	4	123	0
Marques Colston	New Orleans Saints	12/28/2008	7	123	1
Az-Zahir Hakim	St. Louis Rams	12/5/1999	4	122	2
Reggie Wayne	Indianapolis Colts	11/27/2011	5	122	1
Jerry Rice	San Francisco 49ers	12/10/1995	6	121	0
Randall Cobb	Green Bay Packers	10/19/2014	6	121	1
Chris Godwin	Tampa Bay Buccaneers	9/12/2019	8	121	1
Lance Moore	New Orleans Saints	12/30/2012	4	121	0
Mohamed Sanu	Cincinnati Bengals	10/12/2014	10	120	1
Andre Johnson	Houston Texans	9/16/2007	7	120	2
Plaxico Burress	Pittsburgh Steelers	12/15/2002	6	120	1
Tyler Lockett	Seattle Seahawks	12/15/2019	8	120	1
Marvin Harrison	Indianapolis Colts	10/12/2003	8	119	0
Keenan McCardell	Tampa Bay Buccaneers	11/9/2003	9	118	1
Terrell Owens	San Francisco 49ers	10/7/2001	8	118	2
Davante Adams	Green Bay Packers	11/10/2019	7	118	0
Julio Jones	Atlanta Falcons	11/5/2017	6	118	0
Roddy White	Atlanta Falcons	12/9/2012	9	117	1
Dorsey Levens	Green Bay Packers	1/12/1997	5	117	1
Brent Celek	Philadelphia Eagles	11/10/2014	5	116	0
Isaac Bruce	St. Louis Rams	1/10/2004	7	116	0
Albert Connell	Washington Redskins	12/13/1998	8	116	1
Antonio Bryant	Tampa Bay Buccaneers	12/6/2009	5	116	0

SINGLE-GAME BESTS

OPPONENTS' 100-YARD RECEIVING GAMES

Player	Opponent	Date	Rec	Yds	TD
Larry Fitzgerald	Arizona Cardinals	10/26/2008	7	115	0
Jimmy Smith	Jacksonville Jaguars	9/19/1999	10	115	0
Ted Ginn	New Orleans Saints	1/7/2018	4	115	1
Jimmy Graham	New Orleans Saints	12/30/2012	9	115	1
Ike Hilliard	Tampa Bay Buccaneers	9/30/2007	7	114	0
Chad Johnson	Cincinnati Bengals	12/8/2002	6	114	0
Kenny Golladay	Detroit Lions	11/18/2018	8	113	1
Russell Copeland	Buffalo Bills	9/10/1995	2	112	1
Charlie Garner	San Francisco 49ers	10/22/2000	7	112	0
Jerry Rice	San Francisco 49ers	11/5/1995	8	111	0
Isaac Bruce	St. Louis Rams	12/5/1999	6	111	0
Donte' Stallworth	Philadelphia Eagles	12/4/2006	4	111	1
DeSean Jackson	Washington Redskins	12/19/2016	7	111	0
Steve Johnson	Buffalo Bills	9/15/2013	8	111	1
Isaac Bruce	St. Louis Rams	11/12/1995	9	110	1
Sean Dawkins	New Orleans Saints	9/13/1998	5	110	1
Michael Crabtree	Oakland Raiders	11/27/2016	8	110	0
Ernie Mills	Dallas Cowboys	10/11/1998	5	110	1
Jermaine Kearse	Seattle Seahawks	1/17/2016	11	110	2
Terrell Owens	San Francisco 49ers	12/8/1996	5	110	1
Jackie Harris	Tampa Bay Buccaneers	10/1/1995	5	108	0
Wayne Chrebet	New York Jets	11/29/1998	7	107	2
Mike Evans	Tampa Bay Buccaneers	12/24/2017	6	107	0
Terrell Owens	Dallas Cowboys	10/29/2006	9	107	0
Tyler Lockett	Seattle Seahawks	11/25/2018	5	107	1
Damian Williams	Tennessee Titans	11/13/2011	5	107	1
Terance Mathis	Atlanta Falcons	10/26/1997	8	107	0
Randy Moss	Minnesota Vikings	11/19/2000	5	106	1
Wes Welker	New England Patriots	12/13/2009	10	105	0
Jermaine Kearse	New York Jets	11/26/2017	7	105	1
Early Doucet	Arizona Cardinals	9/11/2011	3	105	1
Matt Forte	Chicago Bears	10/5/2014	12	105	1
Marcus Pollard	Detroit Lions	10/16/2005	3	105	0
Adam Thielen	Minnesota Vikings	12/10/2017	6	105	1
Keith Poole	New Orleans Saints	1/2/2000	6	104	0
Roddy White	Atlanta Falcons	12/28/2014	8	104	0
Brian Finneran	Atlanta Falcons	11/24/2002	4	104	0
Brandin Cooks	New Orleans Saints	12/6/2015	6	104	1
Joey Galloway	Dallas Cowboys	10/13/2002	3	104	1
Julio Jones	Atlanta Falcons	12/11/2011	3	104	2
Mike Wallace	Pittsburgh Steelers	12/23/2010	4	104	1
David Moore	Seattle Seahawks	11/25/2018	4	103	1
Keyshawn Johnson	Tampa Bay Buccaneers	9/14/2003	9	102	0
Terance Mathis	Atlanta Falcons	12/17/1995	8	102	0
Donte' Stallworth	New Orleans Saints	12/18/2005	5	102	1
Sean Dawkins	New Orleans Saints	11/1/1998	6	102	0
Tim Dwight	Atlanta Falcons	11/28/1999	5	102	0
Troy Williamson	Minnesota Vikings	9/17/2006	6	102	0
Oronde Gadsden	Miami Dolphins	11/4/2001	5	102	0
Joe Horn	New Orleans Saints	11/10/2002	6	101	0
Cedrick Wilson	San Francisco 49ers	11/14/2004	5	101	0
Devery Henderson	New Orleans Saints	10/7/2007	4	101	0
Michael Thomas	New Orleans Saints	11/24/2019	10	101	1
Mark Clayton	Baltimore Ravens	10/15/2006	5	101	2
Chris Godwin	Tampa Bay Buccaneers	12/2/2018	5	101	1
Isaac Bruce	St. Louis Rams	9/17/1995	5	100	0

SINGLE-GAME BESTS

OPPONENTS' 100-YARD RUSHING GAMES

Player	Opponent	Date	Rsh	Yds	TD
Derrick Ward	New York Giants	12/21/2008	15	215	0
Matt Forte	Chicago Bears	10/2/2011	25	205	1
Marshall Faulk	St. Louis Rams	12/23/2001	30	202	2
Shaun Alexander	Seattle Seahawks	10/31/2004	32	195	1
Julius Jones	Dallas Cowboys	12/24/2005	34	194	2
Reuben Droughns	Denver Broncos	10/10/2004	30	193	0
Marshall Faulk	St. Louis Rams	11/11/2001	15	183	2
Bryce Brown	Philadelphia Eagles	11/26/2012	19	178	2
Matt Forte	Chicago Bears	10/10/2010	22	166	2
Curtis Martin	New York Jets	10/28/2001	27	159	0
Ricky Williams	New Orleans Saints	10/14/2001	31	147	1
Le'Veon Bell	Pittsburgh Steelers	9/21/2014	21	147	0
Trung Canidate	St. Louis Rams	11/11/2001	16	145	1
Ricky Williams	New Orleans Saints	10/15/2000	38	144	2
Mike Vick	Atlanta Falcons	12/7/2003	14	141	1
Terry Allen	Washington Redskins	8/31/1997	25	141	2
Garrison Hearst	San Francisco 49ers	9/29/1997	28	141	1
Deuce McAllister	New Orleans Saints	1/2/2005	28	140	1
Duce Staley	Philadelphia Eagles	11/7/1999	17	140	1
Kevin Smith	Detroit Lions	11/20/2011	16	140	2
Michael Turner	Atlanta Falcons	10/16/2011	27	139	2
Garrison Hearst	San Francisco 49ers	12/6/1998	20	139	1
Doug Martin	Tampa Bay Buccaneers	11/18/2012	24	138	0
Giovani Bernard	Cincinnati Bengals	10/12/2014	18	137	1
Jerome Bettis	Pittsburgh Steelers	12/26/1999	33	137	1
Warrick Dunn	Atlanta Falcons	12/18/2004	28	134	1
Stephen Davis	Washington Redskins	9/3/2000	23	133	1
Chris Carson	Seattle Seahawks	12/15/2019	24	133	2
Ronnie Brown	Miami Dolphins	9/25/2005	23	132	1
Shaun Alexander	Seattle Seahawks	1/22/2006	34	132	2
Fred Taylor	Jacksonville Jaguars	12/9/2007	18	132	1
Willie Parker	Pittsburgh Steelers	12/17/2006	23	132	1
Emmitt Smith	Dallas Cowboys	10/1/2000	24	132	1
Warrick Dunn	Atlanta Falcons	9/10/2006	29	132	0
Peyton Hillis	Cleveland Browns	11/28/2010	26	131	3
Chris Johnson	Tennessee Titans	11/13/2011	27	130	1
Derrius Guice	Washington Redskins	12/1/2019	10	129	2
Abdul-Karim al-Jabbar	Miami Dolphins	11/15/1998	25	127	1
Chris Ivory	New Orleans Saints	1/1/2012	19	127	1
Jamaal Charles	Kansas City Chiefs	12/2/2012	27	127	0
Deuce McAllister	New Orleans Saints	10/5/2003	23	124	0
James Stewart	Jacksonville Jaguars	9/19/1999	27	124	2
Maurice Jones-Drew	Jacksonville Jaguars	9/25/2011	24	122	0
Robert Smith	Minnesota Vikings	10/12/1997	23	120	1
Ahman Green	Green Bay Packers	9/13/2004	33	119	2
Ricky Williams	Miami Dolphins	11/19/2009	22	119	2
LeGarrette Blount	Pittsburgh Steelers	9/21/2014	10	118	1
Marshall Faulk	St. Louis Rams	12/5/1999	22	118	0
Deuce McAllister	New Orleans Saints	12/29/2002	28	117	0
Jamal Anderson	Atlanta Falcons	10/4/1998	31	117	1
Michael Turner	Atlanta Falcons	11/23/2008	24	117	4
Brian Hill	Atlanta Falcons	12/23/2018	8	115	0
Warrick Dunn	Tampa Bay Buccaneers	10/12/2008	22	115	0
Jerald Moore	St. Louis Rams	12/20/1997	27	113	0
Corey Dillon	Cincinnati Bengals	9/26/1999	20	113	0
Chester Taylor	Minnesota Vikings	9/17/2006	24	113	0
Andre Brown	New York Giants	9/20/2012	20	113	2
Michael Turner	Atlanta Falcons	12/12/2010	28	112	3
Kevin Smith	Detroit Lions	11/16/2008	24	112	0
Cadillac Williams	Tampa Bay Buccaneers	12/11/2005	29	112	2
Emmitt Smith	Dallas Cowboys	10/11/1998	21	112	1
Tiki Barber	New York Giants	12/10/2006	20	112	0
Michael Turner	Atlanta Falcons	11/15/2009	9	111	0
Curtis Martin	New York Jets	11/29/1998	21	110	2
Pierre Thomas	New Orleans Saints	9/16/2012	9	110	0
Marion Barber	Dallas Cowboys	12/22/2007	22	110	1
Jamal Anderson	Atlanta Falcons	11/3/1996	22	109	1
Arian Foster	Houston Texans	12/18/2011	16	109	1
Jamal Anderson	Atlanta Falcons	9/1/1996	14	108	0
Leonard Fournette	Jacksonville Jaguars	10/6/2019	23	108	1
Dwayne Washington	New Orleans Saints	12/30/2018	11	108	0
Rashad Jennings	New York Giants	12/20/2015	16	107	1
Tevin Coleman	Atlanta Falcons	9/16/2018	16	107	0
Doug Martin	Tampa Bay Buccaneers	10/4/2015	20	106	1
Thomas Rawls	Seattle Seahawks	12/4/2016	15	106	2
Michael Turner	Atlanta Falcons	9/20/2009	28	105	1
Tevin Coleman	San Francisco 49ers	10/27/2019	11	105	3
Rashaan Salaam	Chicago Bears	10/8/1995	28	105	0

SINGLE-GAME BESTS

OPPONENTS' 100-YARD RUSHING GAMES

Player	Opponent	Date	Rsh	Yds	TD
Ladell Betts	Washington Redskins	11/26/2006	24	104	0
Terrell Davis	Denver Broncos	11/9/1997	21	104	0
Robert Smith	Minnesota Vikings	11/19/2000	23	103	1
C.J. Spiller	Buffalo Bills	9/15/2013	16	103	0
Michael Turner	Atlanta Falcons	9/30/2012	13	103	0
Ricky Williams	New Orleans Saints	12/2/2001	27	102	0
Kordell Stewart	Pittsburgh Steelers	12/22/1996	7	102	1
Robert Smith	Minnesota Vikings	10/6/1996	27	102	0
Frank Gore	San Francisco 49ers	10/24/2010	19	102	0
Rudi Johnson	Cincinnati Bengals	10/22/2006	26	101	0
Jacquizz Rodgers	Tampa Bay Buccaneers	10/10/2016	30	101	0
Travis Henry	Buffalo Bills	12/9/2001	27	101	1
Deuce McAllister	New Orleans Saints	10/26/2003	26	101	0
Joseph Addai	Indianapolis Colts	10/28/2007	23	100	2
LenDale White	Tennessee Titans	11/4/2007	31	100	1
T.J. Duckett	Atlanta Falcons	9/28/2003	14	100	0
Mark Ingram	New Orleans Saints	10/30/2014	30	100	2

SINGLE-GAME BESTS

OPPONENTS' 300-YARD PASSING GAMES CONTINUED

Player	Opponent	Date	Att	Cmp	Yds	TD	Int
Matt Ryan	Atlanta Falcons	10/2/2016	37	28	503	4	1
Drew Brees	New Orleans Saints	10/16/2016	49	34	465	4	1
Trent Green	St. Louis Rams	11/5/2000	42	29	431	2	0
Jameis Winston	Tampa Bay Buccaneers	10/13/2019	54	30	400	1	5
Josh McCown	Arizona Cardinals	10/9/2005	46	29	398	2	3
Drew Brees	New Orleans Saints	12/30/2012	43	29	396	4	1
Steve Young	San Francisco 49ers	12/8/1996	41	27	393	3	2
Drew Brees	New Orleans Saints	1/1/2012	35	28	389	5	1
Brett Favre	Green Bay Packers	9/27/1998	45	27	388	5	3
Drew Brees	New Orleans Saints	12/28/2008	49	30	386	4	1
Kurt Warner	Arizona Cardinals	10/26/2008	49	35	381	2	1
Drew Brees	New Orleans Saints	1/7/2018	33	23	376	2	1
Gardner Minshew	Jacksonville Jaguars	10/6/2019	44	26	374	2	0
Aaron Rodgers	Green Bay Packers	11/8/2015	48	25	369	4	1
Matt Ryan	Atlanta Falcons	9/30/2012	40	25	369	3	1
Jameis Winston	Tampa Bay Buccaneers	12/24/2017	27	21	367	1	0
Russell Wilson	Seattle Seahawks	1/17/2016	48	31	366	3	2
Carson Palmer	Arizona Cardinals	10/30/2016	46	35	363	3	1
Joey Harrington	Atlanta Falcons	9/23/2007	44	31	361	2	0
Drew Brees	New Orleans Saints	10/9/2011	45	32	359	2	1
Daunte Culpepper	Minnesota Vikings	11/19/2000	29	22	357	3	0
Tom Brady	New England Patriots	2/1/2004	48	32	354	3	1
Andy Dalton	Cincinnati Bengals	9/23/2018	46	29	352	2	4
Kurt Warner	St. Louis Rams	12/5/1999	31	22	351	3	2
Drew Brees	New Orleans Saints	10/1/2006	38	28	349	1	0
Brian Griese	Tampa Bay Buccaneers	11/28/2004	39	27	347	2	1
Tony Banks	Washington Redskins	10/21/2001	30	17	346	1	1
Shaun King	Arizona Cardinals	11/21/2004	52	28	343	1	3
Ty Detmer	Philadelphia Eagles	10/27/1996	38	23	342	1	1
Matt Ryan	Atlanta Falcons	12/9/2012	49	34	342	2	1
Brad Johnson	Tampa Bay Buccaneers	9/14/2003	61	34	339	1	1
Russell Wilson	Seattle Seahawks	11/25/2018	31	22	339	2	0
Brad Johnson	Washington Redskins	10/3/1999	33	20	337	4	0
Steve Young	San Francisco 49ers	12/10/1995	45	31	336	2	1
Matthew Stafford	Detroit Lions	11/20/2011	36	28	335	5	2
Marc Bulger	St. Louis Rams	1/10/2004	46	27	332	0	3
Mark Sanchez	Philadelphia Eagles	11/10/2014	37	20	332	2	0
Ryan Tannehill	Tennessee Titans	11/3/2019	39	27	331	1	2
Drew Brees	New Orleans Saints	11/8/2009	35	24	330	1	1
Aaron Brooks	New Orleans Saints	12/2/2001	40	26	330	3	1
Ben Roethlisberger	Pittsburgh Steelers	11/8/2018	25	22	328	5	0
Elvis Grbac	San Francisco 49ers	11/5/1995	37	26	327	0	2
Joe Flacco	Baltimore Ravens	9/28/2014	31	22	327	3	0
Eli Manning	New York Giants	10/7/2018	36	22	326	2	2
Drew Brees	New Orleans Saints	9/16/2012	49	31	325	1	2
Jameis Winston	Tampa Bay Buccaneers	1/3/2016	47	29	325	0	2
Billy Joe Tolliver	New Orleans Saints	11/1/1998	48	24	325	2	2
Andy Dalton	Cincinnati Bengals	10/12/2014	43	33	323	2	2
Josh Freeman	Tampa Bay Buccaneers	12/6/2009	44	23	321	0	5
Brian Griese	Tampa Bay Buccaneers	12/26/2004	41	30	321	3	2
Jeff Garcia	Tampa Bay Buccaneers	12/8/2008	38	24	321	2	0
Matt Ryan	Atlanta Falcons	12/11/2011	38	22	320	4	0
Russell Wilson	Seattle Seahawks	9/8/2013	33	25	320	1	0
Ben Roethlisberger	Pittsburgh Steelers	12/23/2010	32	22	320	1	0
Matt Ryan	Atlanta Falcons	12/31/2017	45	28	317	1	0
Kirk Cousins	Washington Redskins	12/19/2016	47	32	315	0	1
Derek Carr	Oakland Raiders	11/27/2016	38	26	315	2	1
Chris Chandler	Atlanta Falcons	11/28/1999	42	24	315	4	0
Elvis Grbac	Kansas City Chiefs	12/10/2000	44	31	315	1	2
Matt Ryan	Atlanta Falcons	11/5/2017	38	24	313	2	1
Matt Ryan	Atlanta Falcons	12/8/2019	34	20	313	2	0
Drew Brees	New Orleans Saints	12/8/2013	42	30	313	4	0
Jeff Garcia	Philadelphia Eagles	12/4/2006	39	21	312	3	0
Matt Ryan	Atlanta Falcons	11/17/2019	31	21	311	1	0
Drew Brees	New Orleans Saints	11/24/2019	39	30	311	3	1
Ryan Tannehill	Miami Dolphins	11/24/2013	42	28	310	1	1
Carson Wentz	Philadelphia Eagles	10/21/2018	37	30	310	2	0
Jeff George	Atlanta Falcons	12/17/1995	53	29	310	2	2
Luke McCown	New Orleans Saints	9/27/2015	38	31	310	0	1
Kevin Kolb	Arizona Cardinals	9/11/2011	27	18	309	2	0
Brett Favre	Green Bay Packers	9/30/2001	39	25	308	3	2
Aaron Rodgers	Green Bay Packers	9/18/2011	30	19	308	2	0
Tom Brady	New England Patriots	10/1/2017	45	32	307	2	0
Josh McCown	New York Jets	11/26/2017	36	19	307	3	0
Jeff Garcia	San Francisco 49ers	10/22/2000	39	25	307	2	1
Matt Ryan	Atlanta Falcons	12/27/2015	30	23	306	1	0
Jeff Garcia	San Francisco 49ers	11/18/2001	54	34	305	3	2
Jeff George	Oakland Raiders	11/2/1997	38	24	304	2	1
Jeff Garcia	San Francisco 49ers	12/18/1999	46	29	303	2	1
Brett Favre	Green Bay Packers	10/3/2005	47	28	303	4	1
Brett Favre	Green Bay Packers	12/12/1999	38	26	302	2	1
Peyton Manning	Denver Broncos	11/11/2012	38	27	301	1	0
Joe Flacco	Baltimore Ravens	11/21/2010	33	24	301	1	0

ALL-TIME HONORS

ALL-TIME PRO BOWLS

7	Luke Kuechly (2019, 2018, 2017, 2016, 2015, 2014, 2013)
5	Ryan Kalil (2015, 2013, 2011, 2010, 2009) Steve Smith (2011, 2008, 2006, 2005, 2001) Julius Peppers (2009, 2008, 2006, 2005, 2004) Wesley Walls (2001, 1999, 1998, 1997, 1996) Michael Bates (2000, 1999, 1998, 1997, 1996)
5	Trai Turner (2019, 2018, 2017, 2016, 2015)
3	Thomas Davis (2017, 2016, 2015) Greg Olsen (2016, 2015, 2014) Mike Tolbert (2016, 2015, 2014) Cam Newton (2015, 2013, 2011) Jordan Gross (2013, 2010, 2008) Jon Beason (2010, 2009, 2008) Kris Jenkins (2006, 2003, 2002) Todd Sauerbrun (2003, 2002, 2001)
2	Muhsin Muhammad (2004, 1999) Kawann Short (2018, 2015)
1	Christian McCaffrey (2019) Graham Gano (2017) Josh Norman (2015) Jonathan Stewart (2015) Greg Hardy (2013) J.J. Jansen (2013) DeAngelo Williams (2009) Jake Delhomme (2005) Mike Wahle (2005) Mark Fields (2004) Dan Morgan (2004) Stephen Davis (2003) Mike Rucker (2003) Steve Beurlein (1999) Kevin Greene (1998) Kerry Collins (1996) Eric Davis (1996) John Kasay (1996) Lamar Lathon (1996) Sam Mills (1996)

ALL-TIME ASSOCIATED PRESS ALL-PRO

7	Luke Kuechly (2019, 2018, 2017, 2016, 2015, 2014, 2013)
5	Ryan Kalil (2015, 2013, 2011, 2010, 2009) Steve Smith (2011, 2008, 2006, 2005, 2001) Julius Peppers (2010, 2009, 2008, 2006, 2004)
3	Todd Sauerbrun (2003, 2002, 2001)
2	Christian McCaffrey (2019, 2018) Greg Olsen (2016, 2015) Mike Tolbert (2015, 2013) Jon Beason (2009, 2008) Kris Jenkins (2003, 2002) Wesley Walls (1999, 1997)
1	Daryl Williams (2017) Andrew Norwell (2017) Thomas Davis (2015) Cam Newton (2015) Josh Norman (2015) Kawann Short (2015) Greg Hardy (2013) Jordan Gross (2008) DeAngelo Williams (2008) Musin Muhammad (2004)

ALL-TIME HONORS

2019

LUKE KUECHLY (LB)

AP All-Pro Second Team; Pro Bowl

CHRISTIAN MCCAFFREY (RB)

AP All-Pro First Team (two positions: RB and flex); Pro Bowl; PFWA All-NFL Team; PFWA All-NFC Team; Sporting News All-Pro First Team; NFL Fantasy Player of the Year

TRAI TURNER (RG)

Pro Bowl (played as alternate)

2018

LUKE KUECHLY (LB)

AP All-Pro First Team; Pro Bowl; Sporting News All-Pro

CHRISTIAN MCCAFFREY (RB)

AP All-Pro Second Team

DJ MOORE (WR)

PFWA All-Rookie Team

KAWANN SHORT (DT)

Pro Bowl (played as alternate)

TRAI TURNER (G)

Pro Bowl

2017

THOMAS DAVIS (LB)

Pro Bowl (played as alternate)

GRAHAM GANO (K)

Pro Bowl (played as alternate)

LUKE KUECHLY (LB)

AP All-Pro First Team; Pro Bowl; PFWA All-NFC; Sporting News All-Pro

ANDREW NORWELL (G)

AP All-Pro First Team

TRAI TURNER (G)

Pro Bowl (played as alternate)

DARYL WILLIAMS (T)

AP All-Pro Second Team

2016

THOMAS DAVIS (LB)

Pro Bowl

LUKE KUECHLY (LB)

AP All-Pro Second Team; Pro Bowl; Sporting News All-Pro

GREG OLSEN (TE)

AP All-Pro Second-Team; Pro Bowl; PFWA All-NFC

MIKE TOLBERT (FB)

Pro Bowl

TRAI TURNER (G)

Pro Bowl (played as alternate)

2015

DAVE GETTLEMAN (GENERAL MANAGER)

Sporting News NFL Executive of the Year; Sports Illustrated Executive of the Year

RON RIVERA (HEAD COACH)

AP NFL Coach of the Year; PFWA NFL Coach of the Year; Sporting News NFL Coach of the Year; Sports Illustrated NFL Coach of the Year; Maxwell Club - Coach of the Year

THOMAS DAVIS (LB)

AP All-Pro First Team; Pro Bowl; PFWA All-NFC; NFLPA Byron "Whizzer" White Award; The Bart Starr Award

RYAN KALIL (C)

AP All-Pro First-Team; Pro Bowl; PFWA All-NFL; PFWA All-NFC; Sporting News All-Pro

LUKE KUECHLY (LB)

AP All-Pro First-Team; Pro Bowl; PFWA All-NFL; PFWA All-NFC; Sporting News All-Pro

CAM NEWTON (QB)

AP NFL MVP; AP NFL Offensive Player of the Year; AP All-Pro First Team; Pro-Bowl; PFWA NFL MVP; PFWA NFL Offensive Player of the Year; PFWA All-NFL; PFWA All-NFC; Sporting News NFL Offensive Player of the Year; Sporting News All-Pro; Sports Illustrated NFL MVP; Maxwell Club - Player of the Year

JOSH NORMAN (CB)

AP All-Pro First-Team; Pro Bowl; PFWA All-NFL; PFWA All-NFC; PFWA NFL Co-Most Improved Player; Sporting News All-Pro

GREG OLSEN (TE)

AP All-Pro Second-Team; Pro Bowl; PFWA All-NFC

KAWANN SHORT (DT)

AP All-Pro Second-Team; Pro Bowl; PFWA All-NFC

JONATHAN STEWART (RB)

Pro Bowl

MIKE TOLBERT (FB)

AP All-Pro First-Team; Pro Bowl

TRAI TURNER (G)

Pro Bowl

2014

THOMAS DAVIS (LB)

NFL Walter Payton Man of the Year

KONY EALY (DE)

PFWA All-Rookie

LUKE KUECHLY (LB)

Pro Bowl; AP All-Pro First Team; PFWA All-NFL; PFWA All-NFC; Sporting News All-Pro; Sports Illustrated All-Pro

GREG OLSEN (TE)

Pro Bowl; PFWA All-NFC

ALL-TIME HONORS

2013

RON RIVERA (HEAD COACH)

AP Coach of the Year; PFW/PFWA Coach of the Year;
Sporting News Coach of the Year; Sports Illustrated (Peter King) Co-Coach of the Year

SEAN McDERMOTT (DEFENSIVE COORDINATOR)

Sporting News Coordinator of the Year

JORDAN GROSS (T)

Pro Bowl (played as alternate)

GREG HARDY (DE)

Pro Bowl; AP All-Pro Second Team; PFW/PFWA All-NFC;
Sporting News All-Pro

J.J. JANSEN (LS)

Pro Bowl (selected as need player)

RYAN KALIL (C)

Pro Bowl; AP All-Pro First Team; PFW/PFWA All-NFL; PFW/
PFWA All-NFC; Sporting News All-Pro

LUKE KUECHLY (LB)

AP Defensive Player of the Year; Sporting News Defensive
Player of the Year; Pro Bowl; AP All-Pro First Team; PFW/
PFWA All-NFL; PFW/PFWA All-NFC; Sporting News All-Pro;
Sporting News All-Pro

STAR LOTULELEI (DT)

PFW/PFWA All-Rookie

CAM NEWTON (QB)

Pro Bowl

KAWANN SHORT (DT)

PFW/PFWA All-Rookie

MIKE TOLBERT (FB)

Pro Bowl; AP All-Pro First Team; Sporting News All-Pro

2012

LUKE KUECHLY (LB)

AP Defensive Rookie of the Year; PFW/PFWA All-Rookie;
PFW/PFWA Defensive Rookie of the Year

AMINI SILATOLU (G)

PFW/PFWA All-Rookie

2011

RYAN KALIL (C)

Pro Bowl; AP All-Pro Second Team

CAM NEWTON (QB)

Pro Bowl (played as alternate); AP Offensive Rookie of the
Year; PFW/PFWA All-Rookie; PFW/PFWA Rookie of the Year;
PFW/PFWA Offensive Rookie of the Year; Sporting News
Rookie of the Year; Sports Illustrated Offensive Rookie of
the Year; Pepsi Rookie of the Year

STEVE SMITH (WR)

Pro Bowl

2010

JON BEASON (LB)

Pro Bowl (played as alternate)

JORDAN GROSS (OT)

Pro Bowl

RYAN KALIL (C)

Pro Bowl

2009

JON BEASON (LB)

Pro Bowl; AP All-Pro Second Team

RYAN KALIL (C)

Pro Bowl

JULIUS PEPPERS (DE)

Pro Bowl; AP All-Pro Second Team

DeANGELO WILLIAMS (RB)

Pro Bowl

2008

JON BEASON (LB)

Pro Bowl; AP All-Pro First Team

JORDAN GROSS (OT)

Pro Bowl; AP All-Pro First Team; PFW/PFWA All-Pro Team;
PFW/PFWA All-NFC Team; Sporting News All-Pro Team

JULIUS PEPPERS (DE)

Pro Bowl; AP All-Pro Second Team; Sporting News All-Pro
Team

STEVE SMITH (WR)

Pro Bowl

DeANGELO WILLIAMS (RB)

AP All-Pro Second Team; PFW/PFWA Most Improved

2007

JON BEASON (LB)

PFW/PFWA All-Rookie Team

2006

KRIS JENKINS (DT)

Pro Bowl

RICHARD MARSHALL (CB)

PFW/PFWA All-Rookie Team

JULIUS PEPPERS (DE)

Pro Bowl; AP All-Pro First Team; PFW/PFWA All-Pro Team;
PFW/PFWA All-NFC Team; Sporting News All-Pro Team;
USA Today Sports Weekly All-Pro Team

STEVE SMITH (WR)

Pro Bowl

ALL-TIME HONORS

2005

JAKE DELHOMME (QB)

Pro Bowl

KEN LUCAS (CB)

Sports Illustrated All-Pro Team

JULIUS PEPPERS (DE)

Pro Bowl

STEVE SMITH (WR)

Pro Bowl; AP Co-Comeback Player of the Year; Pro Football Weekly/PFWA Comeback Player of the Year; AP All-Pro First Team; Sports Illustrated All-Pro Team; PFW/PFWA All-Pro Team; PFW/PFWA All-NFC Team; Sporting News All-Pro Team; All-NFL Team

MIKE WAHLE (G)

Pro Bowl; PFW/PFWA All-NFC Team

2004

MARK FIELDS (LB)

Pro Bowl (played as alternate)

CHRIS GAMBLE (CB)

Pro Football Weekly All-Rookie

JORDAN GROSS (OT)

Football Digest All-Pro Second Team

DAN MORGAN (LB)

Pro Bowl; Pro Football Weekly All-NFC

MUHSIN MUHAMMAD (WR)

Pro Bowl; AP All-Pro First Team; College & Pro Football Weekly All-Pro; Football Digest All-Pro Second Team; Pro Football Weekly All-NFL; Pro Football Weekly All-NFC

JULIUS PEPPERS (DE)

Pro Bowl; AP All-Pro First Team; College & Pro Football Weekly All-Pro; Football Digest All-Pro; Pro Football Weekly All-NFL; Pro Football Weekly All-NFC; The Sporting News All-Pro

2003

STEPHEN DAVIS (RB)

Pro Bowl

JORDAN GROSS (T)

Sports Illustrated All-Pro; Pro Football Weekly All-Rookie

KRIS JENKINS (DT)

Pro Bowl; AP All-Pro First Team; Pro Football Weekly All-NFL; Pro Football Weekly All-NFC; Football Digest All-Pro; The Sporting News All-Pro

MIKE MINTER (S)

Football Digest All-Pro Second-Team

MIKE RUCKER (DE)

Pro Bowl; Sports Illustrated All-Pro; Football Digest All-Pro Second-Team

TODD SAUERBRUN (P)

Pro Bowl; AP All-Pro Second Team; Pro Football Weekly All-NFC; Football Digest All-Pro; The Sporting News All-Pro

2002

KRIS JENKINS (DT)

Pro Bowl (played as alternate); AP All-Pro First Team; Football Digest All-Pro Second Team

JULIUS PEPPERS (DE)

AP Defensive Rookie of the Year; Sports Illustrated Defensive Rookie of the Year; Pro Football Weekly Defensive Rookie of the Year; Football Digest Defensive Rookie of the Year; Pro Football Weekly All-Rookie

TODD SAUERBRUN (P)

Pro Bowl; AP All-Pro First Team; Sports Illustrated All-Pro; Pro Football Weekly All-Pro; Football Digest All-Pro; The Sporting News All-Pro

2001

DAN MORGAN (LB)

Pro Football Weekly All-Rookie

TODD SAUERBRUN (P)

Pro Bowl; Pro Football Weekly/PFWA Golden Toe; The Sporting News All-Pro; College & Pro Football NewsWeekly All-Pro First Team; AP All-Pro First Team; Sports Illustrated All-Pro (Dr. Z); Pro Football Weekly All-NFL; Pro Football Weekly All-NFC; Football News All-NFC

STEVE SMITH (KR)

Pro Bowl; The Sporting News All-Pro; Football News All-NFL Rookie; Football News All-NFC; AP All-Pro First Team; Sports Illustrated All-Pro (Dr. Z); Pro Football Weekly All-NFL; Pro Football Weekly All-NFC; Pro Football Weekly All-NFC; Football Digest All-Pro First Team

WESLEY WALLS (TE)

Pro Bowl; Pro Football Weekly All-NFC

CHRIS WEINKE (CB)

Football News All-NFL Rookie; Pro Football Weekly All-Rookie

2000

MICHAEL BATES (KR)

Pro Bowl (as special teamer); Pro Football Weekly All-NFL (as special teamer); Pro Football Weekly All-NFC (as special teamer); Football Digest All-Pro First Team (as special teamer)

JENO JAMES (OL)

Pro Football Weekly All-Rookie

LESTER TOWNS (LB)

Football Digest Top 16 Rookie

1999

MICHAEL BATES (KR)

Pro Bowl (as special teamer); Pro Football Weekly All-NFL (as special teamer); Pro Football Weekly All-NFC (as special teamer)

STEVE BEUERLEIN (QB)

Pro Bowl

MUHSIN MUHAMMAD (WR)

Pro Bowl

ALL-TIME HONORS

CHRIS TERRY (T)

College and Pro Football Newsweekly All-Rookie; Football Digest All-Rookie; Football News All-Rookie; Pro Football Weekly All-Rookie

WESLEY WALLS (TE)

Pro Bowl; AP All-Pro Second Team; College and Pro Football Newsweekly Second Team; Football News All-NFC; Pro Football Weekly All-NFC

1998

MICHAEL BATES (KR)

Pro Bowl (as special teamer); Pro Football Weekly All-NFC (as special teamer)

KEVIN GREENE (LB)

Pro Bowl; All-Madden

JASON PETER (DE)

College and Pro Football Weekly All-Rookie

WESLEY WALLS (TE)

Pro Bowl; Football News All-NFC

1997

MICHAEL BATES (KR)

Pro Bowl; Sports Illustrated All-Pro (Dr. Z); Pro Football Weekly; All-NFL; Pro Football Weekly All-NFC; Sporting News All-Pro; Football News All-NFC; Football Digest All-NFL

WESLEY WALLS (TE)

Pro Bowl; Second-Team All-Pro; All-Madden; Pro Football Weekly All-NFC

RAE CARRUTH (WR)

Pro Football Weekly All-Rookie; College and Pro Football News All-Rookie; Football News All-Rookie

KEN WALTER (P)

Pro Football Weekly All-Rookie; College and Pro Football News All-Rookie; Football News All-Rookie

1996

DOM CAPERS (HEAD COACH)

Pro Football Weekly/PFWA Coach of the Year; AP Coach of the Year; UPI NFC Coach of the Year; The Sporting News Coach of the Year; Football News Coach of the Year; Sports Illustrated Coach of the Year; USA Today Coach of the Year; College and Pro Football Newsweekly Coach of the Year; Maxwell Club Coach of the Year (Earle "Greasy" Neale Trophy)

BILL POLIAN (GENERAL MANAGER)

The Sporting News Executive of the Year; Pro Football Weekly Executive of the Year

MICHAEL BATES (KR)

Pro Bowl; AP All-Pro First Team; College and Pro Football Newsweekly All-Pro; Football News All-Pro; Pro Football Weekly/PFWA All-Pro; Football Digest All-Pro; Football News All-Pro; USA Today All-Pro

KERRY COLLINS (QB)

Pro Bowl (played as alternate)

NORBERTO DAVIDDS-GARRIDO (T)

Football News All-Rookie

ERIC DAVIS (CB)

Pro Bowl

KEVIN GREENE (LB)

Pro Bowl; Newspaper Enterprise Assn. Defensive Player of the Year (George Halas Award); UPI Defensive Player of the Year; AP All-Pro First Team; All Madden; College and Pro Football Newsweekly All-Pro; Football Digest All-Pro; Pro Football Weekly/PFWA All-Pro; UPI All-NFC; Football News All-NFC.

JOHN KASAY (K)

Pro Bowl; UPI All-Pro; Football News All-NFC

GREG KRAGEN (NT)

All-Madden

LAMAR LATHON (LB)

Pro Bowl; All-Madden; UPI All-NFC

SAM MILLS (LB)

Pro Bowl; AP All-Pro First Team; All-Madden; Sports Illustrated All-Pro; Pro Football Weekly/PFWA All-Pro; Football News All-NFC

WESLEY WALLS (TE)

Pro Bowl; All-Madden; Football News All-NFC; UPI All-NFC

1995

DOM CAPERS (HEAD COACH)

Pro Football Weekly/PFWA Coach of the Year

BILL POLIAN (GENERAL MANAGER)

The Sporting News Executive of the Year

BLAKE BROCKERMAYER (T)

Pro Football Weekly/PFWA All-Rookie; College and Pro Football Newsweekly All-Rookie

KERRY COLLINS (QB)

College and Pro Football Newsweekly All-Rookie; Football News All-Rookie; Pro Football Weekly/PFWA All-Rookie

TYRONE POOLE (CB)

All-Madden; College and Pro Football Newsweekly All-Rookie; Pro Football Weekly/PFWA All-Rookie

CURTIS WHITLEY (C)

Sports Illustrated All-Pro (Dr. Z)

PLAYERS OF THE WEEK/MONTH

2019

PLAYER OF THE WEEK

K	Joey Slye	Week 4 at Houston	NFC Special Teams
---	-----------	-------------------	-------------------

PLAYER OF THE MONTH

DE	Brian Burns	September	Defense (Rookie)
RB	Christian McCaffrey	September	Offense

2018

PLAYER OF THE WEEK

DE	Efe Obada	Week 3 vs Cincinnati	Defense
K	Graham Gano	Week 5 vs New York Giants	Special Teams

PLAYER OF THE MONTH

K	Graham Gano	October	Special Teams
---	-------------	---------	---------------

2017

PLAYER OF THE WEEK

DE	Julius Peppers	Week 4 at New England	Defense
QB	Cam Newton	Week 10 vs Miami	Offense
LB	Luke Kuechly	Week 12 at New York Jets	Defense
RB	Jonathan Stewart	Week 14 vs Minnesota	Offense
WR	Damiere Byrd	Week 16 vs Tampa Bay	Special Teams

2016

PLAYER OF THE WEEK

DT	Star Lotulelei	Week 8 vs Arizona	Defense
----	----------------	-------------------	---------

2015

PLAYER OF THE WEEK

CB	Josh Norman	Week 4 at Tampa Bay	Defense
DT	Kawann Short	Week 6 at Seattle	Defense
QB	Cam Newton	Week 9 vs Green Bay	Offense
QB	Cam Newton	Week 11 vs Washington	Offense
LB	Luke Kuechly	Week 12 at Dallas	Defense
QB	Cam Newton	Week 13 at New Orleans	Offense
QB	Cam Newton	Week 15 at New York Giants	Offense
QB	Cam Newton	Week 17 vs Tampa Bay	Offense

PLAYER OF THE MONTH

CB	Josh Norman	September	Defense
DT	Kawann Short	October	Defense
K	Graham Gano	November	Special Teams
DT	Kawann Short	December	Defense

2014

PLAYER OF THE WEEK

QB	Cam Newton	Week 14 at New Orleans	Offense
S	Roman Harper	Week 17 at Atlanta	Defense

ROOKIE OF THE MONTH

WR	Kelvin Benjamin	September	Offense
----	-----------------	-----------	---------

2013

PLAYER OF THE WEEK

DE	Greg Hardy	Week 3 vs New York Giants	Defense
LB	Thomas Davis	Week 6 at Minnesota	Defense
LB	Luke Kuechly	Week 10 at San Francisco	Defense
LB	Luke Kuechly	Week 16 vs New Orleans	Defense
DE	Greg Hardy	Week 17 at Atlanta	Defense

PLAYER OF THE MONTH

LB	Thomas Davis	November	Defense
P	Brad Nortman	December	Special Teams

PLAYERS OF THE WEEK/MONTH

2012

PLAYER OF THE WEEK

QB	Cam Newton	Week 12 at Philadelphia	Offense
LB	Luke Kuechly	Week 14 vs Atlanta	Defense

ROOKIE OF THE MONTH

LB	Luke Kuechly	December	Defense
----	--------------	----------	---------

2011

PLAYER OF THE WEEK

WR	Kealoha Pilares	Week 11 at Detroit	Special Teams
QB	Cam Newton	Week 13 at Tampa Bay	Offense

ROOKIE OF THE MONTH

QB	Cam Newton	September	Offense
----	------------	-----------	---------

2009

PLAYER OF THE WEEK

P	Jason Baker	Week 5 vs Washington	Special Teams
DE	Julius Peppers	Week 8 at Arizona	Defense
RB	Jonathan Stewart	Week 15 vs Minnesota	Offense
LB	Jon Beason	Week 16 at New York Giants	Defense

2008

PLAYER OF THE WEEK

QB	Jake Delhomme	Week 4 vs Atlanta	Offense
RB	DeAngelo Williams	Week 14 vs Tampa Bay	Offense

PLAYER OF THE MONTH

LB	Jon Beason	October	Defense
DE	Julius Peppers	November	Defense
RB	DeAngelo Williams	December	Offense

2007

ROOKIE OF THE MONTH

QB	Matt Moore	December	Offense
----	------------	----------	---------

2006

PLAYER OF THE WEEK

K	John Kasay	Week 3 at Tampa Bay	Special Teams
DE	Julius Peppers	Week 10 vs Tampa Bay	Defense
DE	Mike Rucker	Week 11 vs St. Louis	Defense

PLAYER OF THE MONTH

DE	Julius Peppers	October	Defense
----	----------------	---------	---------

2005

PLAYER OF THE WEEK

DE	Mike Rucker	Week 9 at Tampa Bay	Defense
RB	DeShaun Foster	Week 13 vs Atlanta	Offense

PLAYER OF THE MONTH

WR	Steve Smith	October	Offense
----	-------------	---------	---------

2004

PLAYER OF THE WEEK

RB	Nick Goings	Week 11 vs Arizona	Offense
K	John Kasay	Week 13 at New Orleans	Special Teams
LB	Dan Morgan	Week 14 vs St. Louis	Defense

PLAYER OF THE MONTH

DE	Julius Peppers	November	Defense
----	----------------	----------	---------

2003

PLAYER OF THE WEEK

RB	Stephen Davis	Week 2 at Tampa Bay	Offense
RB	Stephen Davis	Week 5 vs New Orleans	Offense
RB	Stephen Davis	Week 8 at New Orleans	Offense
K	John Kasay	Week 15 at Arizona	Special Teams
CB	Ricky Manning, Jr.	Divisional Playoffs at St. Louis (NFL)	Defense
CB	Ricky Manning, Jr.	NFC Championship at Philadelphia (NFL)	Defense

PLAYERS OF THE WEEK/MONTH

PLAYER OF THE MONTH

K	John Kasay	October	Special Teams
DE	Mike Rucker	September	Defense

2002

PLAYER OF THE WEEK

S	Deon Grant	Week 3 at Minnesota	Defense
PR	Steve Smith	Week 14 vs Cincinnati	Special Teams
CB	Terry Cousin	Week 17 at New Orleans	Defense

PLAYER OF THE MONTH

DE	Mike Rucker	September	Defense
----	-------------	-----------	---------

ROOKIE OF THE MONTH

DE	Julius Peppers	October	Defense
----	----------------	---------	---------

2001

PLAYER OF THE WEEK

P	Todd Sauerbrun	Week 6 at Washington	Special Teams
---	----------------	----------------------	---------------

PLAYER OF THE MONTH

P	Todd Sauerbrun	December	Special Teams
---	----------------	----------	---------------

2000

PLAYER OF THE WEEK

K	Joe Nedney	Week 6 vs Seattle	Special Teams
K	Joe Nedney	Week 10 at St. Louis	Special Teams
CB	Jimmy Hitchcock	Week 14 vs St. Louis	Defense

1999

PLAYER OF THE WEEK

LB	Kevin Greene	Week 9 vs Philadelphia	Defense
QB	Steve Beuerlein	Week 14 at Green Bay	Offense

PLAYER OF THE MONTH

WR	Patrick Jeffers	December	Offense
----	-----------------	----------	---------

1998

PLAYER OF THE WEEK

KR	Michael Bates	Week 17 at Indianapolis	Special Teams
----	---------------	-------------------------	---------------

1997

PLAYER OF THE WEEK

K	John Kasay	Week 2 at Atlanta	Special Teams
P	Ken Walter	Week 3 at San Diego	Special Teams
CB	Eric Davis	Week 8 at New Orleans	Defense
RB	Fred Lane	Week 10 vs Oakland	Offense

1996

PLAYER OF THE WEEK

K	John Kasay	Week 1 vs Atlanta	Special Teams
K	John Kasay	Week 2 at New Orleans	Special Teams
S	Pat Terrell	Week 11 vs New York Giants	Defense
RB	Anthony Johnson	Week 12 at St. Louis	Offense
QB	Kerry Collins	Week 15 vs San Francisco	Offense
LB	Sam Mills	Divisional Playoffs vs Dallas (NFL)	Defense

PLAYER OF THE MONTH

K	John Kasay	September	Special Teams
LB	Sam Mills	November	Defense

1995

PLAYER OF THE WEEK

LB	Sam Mills	Week 7 vs New York Jets	Defense
----	-----------	-------------------------	---------

PLAYER OF THE MONTH

LB	Sam Mills	November	Defense
----	-----------	----------	---------

THE LAST TIME

500 YARDS TOTAL OFFENSE

By Panthers:	548 vs. Miami 11/13/17
Playoffs:	Has never happened
By Opponents:	534 at Seattle 12/4/16
Playoffs:	Has never happened

400 YARDS TOTAL OFFENSE

By Panthers:	414 vs Seattle 12/15/19
Playoffs:	467 vs. Arizona 1/24/16
By Opponents:	428 vs Seattle 12/15/19
Playoffs:	410 at New Orleans 1/7/18

200 YARDS RUSHING OFFENSE

By Panthers:	285 vs. Jacksonville 10/6/19
Playoffs:	223 at New York Giants 1/8/06
By Opponents:	248 vs Washington 12/1/19
Playoffs:	201 at Green Bay 1/12/97

300 YARDS PASSING IN A GAME BY A PLAYER

By Panthers:	325, Kyle Allen vs. Atlanta 11/17/19
Playoffs:	335, Cam Newton vs. Arizona 1/24/16
By Opponents:	313, Matt Ryan at Atlanta 12/8/19
Playoffs:	376, Drew Brees at New Orleans 1/7/18

400 YARDS PASSING IN A GAME BY A PLAYER

By Panthers:	432, Cam Newton vs. Green Bay 9/18/11
Playoffs:	Has never happened
By Opponents:	400, Jammie Winston at Tampa Bay (London) 10/13/19
Playoffs:	Has never happened

3 TOUCHDOWN PASSES IN A GAME BY A PLAYER

By Panthers:	Kyle Allen at New Orleans 11/24/19
Playoffs:	Jake Delhomme at Chicago 1/15/06
By Opponents:	Drew Brees vs. New Orleans 12/29/19
Playoffs:	Russell Wilson vs. Seattle 1/17/16

4 TOUCHDOWN PASSES IN A GAME BY A PLAYER

By Panthers:	Kyle Allen at Arizona 9/22/19
Playoffs:	Has never happened
By Opponents:	Ben Roethlisberger at Pittsburgh 11/8/18
Playoffs:	Has never happened

5 TOUCHDOWN PASSES IN A GAME BY A PLAYER

By Panthers:	Cam Newton at New York Giants 12/20/15
Playoffs:	Has never happened
By Opponents:	Ben Roethlisberger at Pittsburgh 11/8/18
Playoffs:	Has never happened

100 YARDS RECEIVING IN A GAME BY A PLAYER

By Panthers:	119, Christian McCaffrey at Indianapolis 12/22/19
Playoffs:	107, Greg Olsen and 101, Christian McCaffrey at New Orleans 1/7/18
By Opponents:	120, Tyler Lockett vs Seattle 12/15/19
Playoffs:	131 Michael Thomas and 115 Ted Ginn Jr. at New Orleans 1/7/18

200 YARDS RECEIVING IN A GAME BY A PLAYER

By Panthers:	201, Steve Smith vs. Minnesota 10/30/05
Playoffs:	218, Steve Smith at Chicago 1/15/06
By Opponents:	300, Julio Jones at Atlanta 10/2/16
Playoffs:	Has never happened

100 YARDS RECEIVING IN A GAME BY TWO PLAYERS

By Panthers:	122, Greg Olsen and 108, Kelvin Benjamin vs. San Francisco 9/18/16
Playoffs:	107, Greg Olsen and 101, Christian McCaffrey at New Orleans 1/7/18
By Opponents:	107, Tyler Lockett and 103, David Moore vs. Seattle 11/25/18
Playoffs:	Has never happened

100 YARDS RECEIVING IN A GAME BY TWO PLAYERS AND 100 YARDS RUSHING BY A PLAYER

By Panthers:	122, Greg Olsen and 108, Kelvin Benjamin; and 100, Fozzy Whittaker vs. San Francisco 9/18/16
Playoffs:	135, Steve Smith and 103, Mhuhsin Muhammad vs. Dallas 1/3/04 and 104, Stephen Davis
By Opponents:	Has never happened
Playoffs:	Has never happened

100 YARDS RECEIVING IN A GAME BY TWO PLAYERS, 100 YARDS RUSHING BY A PLAYER AND 300 YARDS PASSING BY A PLAYER IN A GAME

By Panthers:	122, Greg Olsen and 108, Kelvin Benjamin; 100, Fozzy Whittaker; and 353, Cam Newton vs. San Francisco 9/18/16
Playoffs:	Has never happened
By Opponents:	Chris Carter (138) and Randy Moss (106) receiving; Robert Smith (103) rushing; and Daunte Culpepper (357) passing at Minnesota 11/19/00
Playoffs:	Has never happened

100 YARDS RECEIVING AND 100 YARDS RUSHING BY SAME PLAYER IN A GAME

By Panthers:	Christian McCaffrey (125 rush, 112 receiving) vs. Seattle 11/25/18
Playoffs:	Has never happened
By Opponents:	Has never happened
Playoffs:	Has never happened

50 YARDS RECEIVING, 50 YARDS RUSHING, 50 YARDS PASSING BY SAME PLAYER IN A GAME

By Panthers:	Christian McCaffrey (53 rush, 67 receiving, 50 passing) vs. New Orleans 12/17/18
Playoffs:	Has never happened
By Opponents:	Has never happened
Playoffs:	Has never happened

3 TOUCHDOWN RECEPTIONS IN A GAME BY A PLAYER

By Panthers:	Steve Smith vs. Houston 9/16/07
Playoffs:	Has never happened
By Opponents:	Hakeem Nicks at New York Giants 9/12/10
Playoffs:	Has never happened

100 YARDS RUSHING IN A GAME BY A PLAYER

By Panthers:	108, Christian McCaffrey at Green Bay 11/10/19
Playoffs:	106, Jonathan Stewart vs. Seattle 1/17/16
By Opponents:	133, Derrius Guice vs Seattle 12/15/19
Playoffs:	132, Shaun Alexander at Seattle 1/22/06

100 YARDS RUSHING IN A GAME BY TWO PLAYERS

By Panthers:	152, DeAngelo Williams and 110, Jonathan Stewart at Tampa Bay 10/18/09
Playoffs:	Has never happened
By Opponents:	147, Le'Veon Bell and 118, LeGarrette Blount vs. Pittsburgh 9/21/14
Playoffs:	Has never happened

100 YARDS RUSHING IN A GAME BY TWO PLAYERS AND 100 YARDS RECEIVING BY A PLAYER

By Panthers:	186, DeAngelo Williams and 115, Jonathan Stewart and 117, Steve Smith vs. Tampa Bay 12/8/08
Playoffs:	Has never happened
By Opponents:	Has never happened
Playoffs:	Has never happened

200 YARDS RUSHING IN A GAME BY A PLAYER

By Panthers:	210, DeAngelo Williams at New Orleans 12/30/12
Playoffs:	Has never happened
By Opponents:	205, Matt Forte at Chicago 10/2/11
Playoffs:	Has never happened

THE LAST TIME

3 TOUCHDOWNS RUSHING IN A GAME BY A PLAYER

By Panthers:	Jonathan Stewart vs. Minnesota 12/10/17
Playoffs:	Has never happened
By Opponents:	Aaron Jones at Green Bay 11/10/19
Playoffs:	Has never happened

4 TOUCHDOWNS RUSHING IN A GAME BY A PLAYER

By Panthers:	DeAngelo Williams at NY Giants 12/21/08
Playoffs:	Has never happened
By Opponents:	Tevin Coleman at San Francisco 10/27/19
Playoffs:	Has never happened

2 INTERCEPTIONS IN A GAME BY A PLAYER

By Panthers:	James Bradberry at Tampa Bay (London) 10/13/19
Playoffs:	Kurt Coleman vs. Arizona 1/24/16
By Opponents:	K.J. Wright vs Seattle 12/15/19
Playoffs:	Has never happened

3 INTERCEPTIONS IN A GAME BY A PLAYER

By Panthers:	Deon Grant at Minnesota 9/22/02
Playoffs:	Ricky Manning at Philadelphia 1/18/04
By Opponents:	Andrew Adams at Tampa Bay 12/2/18
Playoffs:	Has never happened

3 OR MORE SACKS IN A GAME BY A PLAYER

By Panthers:	3, Mario Addison at Arizona 9/22/19
Playoffs:	3, Kony Ealy vs. Denver 2/7/16
By Opponents:	3, Nick Bosa at San Francisco 10/27/19
Playoffs:	Has never happened

PUNT RETURNED FOR A TOUCHDOWN IN A GAME BY A PLAYER

By Panthers:	60, Kaelin Clay at New York Jets 11/26/17
Playoffs:	59, Steve Smith at Seattle 1/22/06
By Opponents:	84 & 71, Nyheim Hines 2x at Indianapolis 12/22/19
Playoffs:	Has never happened

2 PUNTS RETURNED FOR A TOUCHDOWN IN A GAME BY A PLAYER

By Panthers:	87, 61 Steve Smith vs. Cincinnati 12/8/02
Playoffs:	Has never happened
By Opponents:	84, 71 Nyheim Hines at Indianapolis 12/22/19
Playoffs:	Has never happened

KICKOFF RETURNED FOR A TOUCHDOWN IN A GAME BY A PLAYER

By Panthers:	103, Damiere Byrd vs. Tampa Bay 12/24/17
Playoffs:	Has never happened
By Opponents:	99, Andre Roberts vs. Washington 11/22/15
Playoffs:	Has never happened

INTERCEPTION RETURNED FOR A TOUCHDOWN IN A GAME BY A PLAYER

By Panthers:	8, Kurt Coleman at Atlanta 10/2/16
Playoffs:	22, Luke Kuechly vs. Arizona 1/24/16
By Opponents:	14, A.J. Klein vs. New Orleans 12/29/19
Playoffs:	90, Kam Chancellor at Seattle 1/10/15

FUMBLE RETURNED FOR A TOUCHDOWN IN A GAME BY A PLAYER

By Panthers:	Brian Burns vs. Jacksonville, 10/6/19
Playoffs:	Has never happened
By Opponents:	Eddie Jackson at Chicago 10/22/17
Playoffs:	Malik Jackson vs. Denver 2/7/16

TWO DEFENSIVE RETURNS FOR TOUCHDOWN IN A GAME

By Panthers:	Kurt Coleman 36-yard interception return, Luke Kuechly 32-yard interception return at Dallas 11/26/15
Playoffs:	Has never happened
By Opponents:	Eddie Jackson 75-yard fumble return, Eddie Jackson 76-yard interception return at Chicago 10/22/17
Playoffs:	Has never happened

PUNT BLOCKED

By Panthers:	Jermaine Carter, Jr. blocks Johnny Hekker vs. Los Angeles Rams 9/8/19
Playoffs:	Has never happened
By Opponents:	Adam Thielen blocks Brad Nortman, returned for touchdown and Jasper Brinkley blocks Brad Nortman, returned for touchdown by Everson Griffen at Minnesota 11/30/14
Playoffs:	Has never happened

PUNT BLOCKED FOR A TOUCHDOWN

By Panthers:	Michael Bates blocks Matt Turk recovered by Dwight Stone in end zone vs. Washington 12/13/98
Playoffs:	Has never happened
By Opponents:	Adam Thielen blocks Brad Nortman, returned for touchdown and Jasper Brinkley blocks Brad Nortman, returned for touchdown by Everson Griffen at Minnesota 11/30/14
Playoffs:	Has never happened

PUNT BLOCKED FOR A SAFETY

By Panthers:	Greg Hardy blocks Matt Dodge punt out of end zone at New York Giants 9/12/10
Playoffs:	Has never happened
By Opponents:	Has never happened
Playoffs:	Has never happened

PAT KICK MISSED

By Panthers:	Joey Slye at New Orleans 11/24/19
Playoffs:	John Kasay at Chicago 1/15/06
By Opponents:	Jason Myers vs Seattle 12/15/19
Playoffs:	Has never happened

PAT KICK BLOCKED

By Panthers:	Julius Peppers blocks Matt Bryant kick vs. Tampa Bay 12/8/08
Playoffs:	Has never happened
By Opponents:	Dane Cruikshank blocks Joey Slye kick vs. Tennessee 11/3/19
Playoffs:	Has never happened

BLOCKED PAT RETURNED FOR TWO POINT CONVERSION

By Panthers:	Has never happened
Playoffs:	Has never happened
By Opponents:	Stephone Anthony returns Graham Gano PAT attempt blocked by Kevin Williams at New Orleans 12/06/15
Playoffs:	Has never happened

SAFETY SCORED

By Panthers:	Bruce Irvin sacked Jimmy Garoppolo in the end zone at San Francisco 10/27/19
Playoffs:	Has never happened
By Opponents:	Cam Newton sacked in the end zone by Danielle Hunter vs. Minnesota 9/25/16
Playoffs:	Brad Nortman tackled in the end zone by Justin Bethel vs. Arizona 1/3/15

FIELD GOAL BLOCKED

By Panthers:	Kawann Short blocks Connor Barth's 52-yard field goal attempt at Chicago 10/22/17
Playoffs:	Shane Burton blocks Adam Vinatieri 36-yard field goal attempt at New England 2/1/04
By Opponents:	Calais Campbell blocks Joey Slye's 56-yard field goal attempt vs. Jacksonville 10/6/19
Playoffs:	Has never happened

BLOCKED FIELD GOAL RETURNED FOR TOUCHDOWN

By Panthers:	Doug Evans returns John Carney 37-yard field goal 54 yards vs. San Diego 12/17/00 (kick blocked by Jay Williams)
Playoffs:	Has never happened
By Opponents:	Aeneas Williams returns John Kasay 37-yard field goal 72 yards vs. Arizona 11/19/95 (kick blocked by Seth Joyner)
Playoffs:	Has never happened

THE LAST TIME

TWO POINT ATTEMPT MADE

By Panthers:	Christian McCaffrey run at San Francisco 10/27/19
Playoffs:	Cam Newton pass to Mike Tolbert vs. Arizona 1/24/16
By Opponents:	Jameis Winston pass to Mike Evans at Tampa Bay Giants, 10/13/19
Playoffs:	Peyton Manning pass to Bennie Fowler vs. Denver 1/7/16

TWO POINT ATTEMPT FAILED

By Panthers:	Kyle Allen pass attempt failed at New Orleans 11/24/19
Playoffs:	Jake Delhomme pass attempt failed vs. Arizona 1/10/08
By Opponents:	Dwayne Haskins pass attempt failed vs. Washington 12/1/19
Playoffs:	Troy Aikman pass incomplete vs. Dallas 1/5/97

TWO POINT CONVERSION ATTEMPT RETURNED FOR DEFENSIVE TWO POINTS

By Panthers:	Donte Jackson intercepted Drew Brees and returned for conversion score vs. New Orleans 12/17/18
Playoffs:	Has never happened
By Opponents:	Has never happened
Playoffs:	Has never happened

40 POINTS SCORED IN A GAME

By Panthers:	42, vs. Tampa Bay 11/4/18
Playoffs:	49, vs. Arizona 1/24/16
By Opponents:	40, at Atlanta 12/8/19
Playoffs:	Has never happened

50 POINTS SCORED IN A GAME

By Panthers:	52, vs. Cincinnati 12/8/02
Playoffs:	Has never happened
By Opponents:	51, at San Francisco 10/27/19
Playoffs:	Has never happened

SHUTOUT SCORED IN A GAME

By Panthers:	38-0 vs. Atlanta Falcons 12/13/15
Playoffs:	23-0 at New York Giants 1/8/06
By Opponents:	41-0 vs. Atlanta 11/24/02
Playoffs:	Has never happened

DRAFT HISTORY

2020 COLLEGE DRAFT

Round	Pos	Player	College
1 (7)	DT	Derrick Brown	Auburn
2 (38)	DE	Yetur Gross-Matos	Penn State
2 (64)	S	Jeremy Chinn*	Southern Illinois
3 (69)		Choice to Seattle	
4 (113)	CB	Troy Pride Jr.	Notre Dame
5 (148)		Choice to Seattle**	
5 (152)	S	Kenny Robinson	West Virginia
6 (184)	DT	Bravynn Roy	Baylor
7 (221)	CB	Stanley Thomas-Oliver	Florida International

* Choice obtained from Seattle in exchange for 3(69) and 5(148)

** Choice obtained from Washington in exchange for QB Kyle Allen

2019 COLLEGE DRAFT

Round	Pos	Player	College
1 (16)	DE	Brian Burns	Florida State
2 (37)	T	Greg Little*	Mississippi
2 (47)		Choice to Seattle	
3 (77)		Choice to Seattle	
3 (100)	QB	Will Grier†	West Virginia
4 (115)	LB	Christian Miller	Alabama
5 (154)	RB	Jordan Scarlett	Florida
6 (187)		Choice to Denver	
6 (212)	T	Dennis Daley**	South Carolina
7 (237)	WR	Terry Godwin#	Georgia

* Choice obtained from Seattle in exchange for 2(47) and 3(77)

** Choice obtained from Denver along with 7(237) in exchange for 6(187)

Choice obtained from Denver along with 6(212) in exchange for 6(187)

† Compensatory selection

2018 COLLEGE DRAFT

Round	Pos	Player	College
1 (24)	WR	DJ Moore	Maryland
2 (55)	CB	Donte Jackson	LSU
3 (85)	S	Rashaan Gaulden*	Tennessee
3 (88)		Choice to Green Bay	
4 (101)	TE	Ian Thomas**	Indiana
5 (136)	DE	Marquis Haynes#	Mississippi
5 (147)		Choice from Green Bay/To	Los Angeles Rams
5 (161)	LB	Jermaine Carter	Maryland
6 (197)		Choice to Los Angeles Rams	
7 (234)	LB	Andre Smith##	North Carolina
7 (242)	DT	Kendrick Norton	Miami (Fla.)

* Choice obtained from Buffalo in exchange for WR Kelvin Benjamin.

** Choice obtained from Green Bay in exchange for 3(88).

Choice obtained from Los Angeles Rams in exchange for 5(147) and 6(197).

Choice obtained from Los Angeles Chargers through Buffalo in exchange for WR Kelvin Benjamin.

2017 COLLEGE DRAFT

Round	Pos	Player	College
1 (8)	RB	Christian McCaffrey	Stanford
2 (40)	WR	Curtis Samuel	Ohio State
2 (64)	T	Taylor Moton*	Western Michigan
3 (72)		Choice to New England	
3 (77)	DE	Daeshon Hall**	Texas A&M
3 (98)		Choice to Arizona†	
4 (115)		Choice to Arizona	
5 (152)	CB	Corn Elder	Miami (Fla.)
6 (192)	FB	Alex Armah	West Georgia
7 (233)	K	Harrison Butker#	Georgia Tech

† Compensatory selection

* Choice obtained from New England in exchange for defensive end Kony Ealy and 2(64)

** Choice obtained from Arizona in exchange for 3(98) and 4(115)

Choice obtained from Cleveland along with punter Andy Lee in exchange for punter Kasey Redfern and 2018 4.

2016 COLLEGE DRAFT

Round	Pos	Player	College
1 (30)	DT	Vernon Butler	Louisiana Tech
2 (62)	CB	James Bradberry	Samford
3 (77)	CB	Daryl Worley*	West Virginia
3 (93)		Choice to Cleveland	
4 (129)		Choice to Cleveland	
5 (141)	CB	Zack Sanchez**	Oklahoma
5 (168)		Choice to Cleveland	
6 (206)		Choice to Los Angeles	
7 (252)	TE	Beau Sandland	Montana State

* Choice obtained from Cleveland along with 5(141) in exchange for 3(93), 4(129) and 5(168)

** Choice obtained from Cleveland along with 3(77) in exchange for 3(93), 4(129) and 5(168)

2015 COLLEGE DRAFT

Round	Pos	Player	College
1 (25)	LB	Shaq Thompson	Washington
2 (41)	WR	Devin Funchess*	Michigan
2 (57)		Choice to St. Louis	
3 (89)		Choice to St. Louis	
4 (102)	G	Daryl Williams**	Oklahoma
4 (124)		Choice to Oakland	
5 (161)		Choice to Oakland	
5 (169)	LB	David Mayo†	Texas State
5 (174)	RB	Cameron Artis-Payne†	Auburn
6 (201)		Choice to St. Louis	
7 (242)		Choice to Oakland	

* Choice obtained from St. Louis in exchange for 2(57), 3(89) and 6(201).

** Choice obtained from Oakland in exchange for 4(124), 5(161) and 7(242)

† Compensatory selection

2014 COLLEGE DRAFT

Round	Pos	Player	College
1 (28)	WR	Kelvin Benjamin	Florida State
2 (60)	DE	Kony Ealy	Missouri
3 (92)	G	Trai Turner	Louisiana State
4 (128)	S	Tre Boston	North Carolina
5 (148)	CB	Bené Benwikere**	San Jose State
5 (168)		Choice to Minnesota	
6 (204)	RB	Tyler Gaffney	Stanford
7 (225)		Choice to Minnesota*	
7 (243)		Choice to San Francisco	

* Choice obtained from New York Giants in exchange for LB Jon Beason

** Choice obtained from Minnesota in exchange for 5(168) and 7(225).

2013 COLLEGE DRAFT

Round	Pos	Player	College
1 (14)	DT	Star Lotulelei	Utah
2 (44)	DT	Kawann Short	Purdue
3 (74)		Choice to San Francisco	
4 (108)	G	Edmund Kugbila	Valdosta State
5 (148)	LB	A.J. Klein	Iowa State
6 (182)	RB	Kenjon Barner	Oregon
7 (219)		Choice to Oakland	

2012 COLLEGE DRAFT

Round	Pos	Player	College
1 (9)	LB	Luke Kuechly	Boston College
2 (40)	G	Amini Silatolu	Midwestern State
3 (73)		Choice to Chicago	
4 (103)	DE	Frank Alexander*	Oklahoma
4 (104)	WR	Joe Adams	Arkansas
5 (143)	CB	Josh Norman	Coastal Carolina
6 (180)		Choice to San Francisco	
6 (207)	P	Brad Nortman†	Wisconsin
7 (216)	S	D.J. Campbell	California

* Choice obtained from San Francisco in exchange for 6(180) and 2013 3(74).

† Compensatory selection

DRAFT HISTORY

2011 COLLEGE DRAFT

Round	Pos	Player	College
1 (1)	QB	Cam J. Newton	Auburn
2 (33)		Choice to New England	
3 (65)	DT	Terrell McClain	South Florida
3 (97)	DT	Sione Fua†	Stanford
4 (98)	CB	Brandon Hogan	West Virginia
5 (132)	WR	Kealoha Pilares	Hawaii
6 (166)	LB	Lawrence Wilson	Connecticut
6 (203)	G	Zachary Williams†	Washington State
7 (204)		Choice to Green Bay	
7 (244)	T	Lee Ziemba†	Auburn

† Compensatory selection

2010 COLLEGE DRAFT

Round	Pos	Player	College
1 (17)		Choice to San Francisco	
2 (48)	QB	Jimmy Clausen	Notre Dame
3a (78)	WR	Brandon LaFell	Louisiana State
3b (89)	QB	Armani Edwards*	Appalachian State
4 (112)		Choice to New York Jets	
4 (124)	LB	Eric Norwood**	South Carolina
5 (144)		Choice to Kansas City	
6a (175)	DE	Greg Hardy#	Mississippi
6 (186)		Choice to Cleveland	
6b (198)	WR	David Gettis^	Baylor
6c (202)	DB	Jordan Pugh†	Texas A&M
6d (204)	QB	Tony Pike†	Cincinnati
7a (223)	DB	R.J. Stanford	Utah
7b (249)	DB	Robert McClain†	Connecticut

* Choice obtained from New England in exchange for 2011 2(33).

** Choice obtained from New York Jets along with 6(198) in exchange for 4(112).

Choice obtained from Oakland along with 2009 7(216) in exchange for 2009 6(202).

^ Choice obtained from New York Jets along with 4(124) in exchange for 4(112).

† Compensatory selection

2009 COLLEGE DRAFT

Round	Pos	Player	College
1 (28)		Choice to Philadelphia	
2a (43)	DE	Everette Brown*	Florida State
2b (59)	S	Sherrod Martin	Troy
3 (93)	DL	Corvey Irvin	Georgia
4a (111)	RB	Mike Goodson**	Texas A&M
4b (128)	FB	Tony Fiammetta	Syracuse
5 (163)	OT	Duke Robinson	Oklahoma
6 (202)		Choice to Oakland	
7 (216)	CB	Captain Munnerlyn#	South Carolina
7 (237)		Choice to Miami	

* Choice obtained from San Francisco along with 4(111) in exchange for Carolina's 2010 1(17)

** Choice obtained from San Francisco along with 2(43) in exchange for Carolina's 2010 1(17)

Choice obtained from Oakland in exchange for 6(202) and 2010 6(175)

2008 COLLEGE DRAFT

Round	Pos	Player	College
1a (13)	RB	Jonathan Stewart	Oregon
1b (19)	T	Jeff Otah*	Pittsburgh
3a (67)	S	Charles Godfrey**	Iowa
3b (74)	LB	Dan Connor	Penn State
5 (141)	TE	Gary Barnidge#	Louisville
6 (181)	DT	Nick Hayden	Wisconsin
7a (221)	DE	Hilee Taylor	North Carolina
7b (241)	T	Geoff Schwartz†	Oregon
7c (250)	G	Mackenzey Bernadeau†	Bentley

* Choice obtained from Philadelphia in exchange for 2(43), 4(109) and 2009 1(28)

** Choice obtained from New York Jets along with 5(141) in exchange for defensive tackle Kris Jenkins

Choice obtained from New York Jets along with 3(67) in exchange for defensive tackle Kris Jenkins

† Compensatory selection

2007 COLLEGE DRAFT

Round	Pos	Player	College
1 (25)	LB	Jon Beason*	Miami (FL)
2a (45)	WR	Dwayne Jarrett	Southern Cal
2b (59)	C	Ryan Kalil**	Southern Cal
3 (83)	DE	Charles Johnson	Georgia
4 (118)	WR	Ryne Robinson	Miami (OH)
5a (155)	TE	Dante Rosario	Oregon
5b (164)	LB	Tim Shaw†	Penn State
7b (237)	CB	C.J. Wilson	Baylor

* Choice obtained from New York Jets along with 2(59) and 5(164) in exchange for 1(14) and 6(191)

** Choice obtained from New York Jets along with 1(25) and 5(164) in exchange for 1(14) and 6(191)

† Choice obtained from New York Jets along with 1(25) and 2(59) in exchange for 1(14) and 6(191)

2006 COLLEGE DRAFT

Round	Pos	Player	College
1 (27)	RB	DeAngelo Williams	Memphis
2 (58)	CB	Richard Marshall	Fresno State
3a (88)	LB	James Anderson*	Virginia Tech
3b (89)	T	Rashad Butler	Miami (FL)
4 (121)	S	Nate Salley	Ohio State
5 (155)	TE	Jeff King	Virginia Tech
7a (234)	C/G	Will Montgomery	Virginia Tech
7b (237)	DE	Stanley McClover**	Auburn

* Choice obtained from Chicago as compensation for restricted free agent Ricky Manning, Jr.

** Choice obtained from Denver along with Jason Baker in exchange for P Todd Sauerbrun

2005 COLLEGE DRAFT

Round	Pos	Player	College
1 (14)	S/LB	Thomas Davis	Georgia
2 (54)	RB	Eric Shelton	Louisville
3a (79)	G	Evan Mathis	Alabama
3b (89)	DT	Atiyah Ellison	Missouri
4 (121)	QB	Sefan Lefors	Louisville
5a (149)	LB	Adam Seward	UNLV
5b (169)	C/T	Geoff Hangartner†	Texas A&M
5c (171)	S	Ben Emanuel†	UCLA
6a (189)	DE	Jovan Hays	Vanderbilt
6b (207)	G	Joe Berger†	Michigan Tech

† Compensatory selection

2004 COLLEGE DRAFT

Round	Pos	Player	College
1 (28)	DB	Chris Gamble*	Ohio State
1 (31)		Choice to San Francisco	
2 (62)	WR	Keary Colbert	Southern Cal
3 (94)	OT	Travelle Wharton	South Carolina
4 (126)		Choice to San Francisco	
5 (163)	WR	Drew Carter	Ohio State
6 (196)	LB	Sean Tufts	Colorado
7 (232)	TE	Michael Gaines	Central Florida

* Choice obtained from San Francisco in exchange for 1(31) and 4(126)

2003 COLLEGE DRAFT

Round	Pos	Player	College
1 (8)	T	Jordan Gross	Utah
2 (50)	G	Bruce Nelson*	Iowa
3a (76)	TE	Mike Seidman	UCLA
3b (82)	CB	Ricky Manning, Jr.#	UCLA
4 (119)	S	Colin Branch**	Stanford
5 (145)	DT	Kindal Moorehead	Alabama
7a (226)	WR	Walter Young†	Illinois
7b (247)	FB	Casey Moore##	Stanford

* Choice obtained from New England along with 4(120) in exchange for 2(45)

Choice obtained from Denver in exchange for 4(108), 4(120) and 7(227)

** Choice obtained from Miami along with defensive end Al Wallace in exchange for defensive end Jay Williams

† Choice obtained from Miami along with 7(247) in exchange for 6(181)

Choice obtained from Miami along with 7(226) in exchange for 6(181)

DRAFT HISTORY

2002 COLLEGE DRAFT

Round	Pos	Player	College
1 (2)	DE	Julius Peppers	North Carolina
2 (34)	RB	DeShaun Foster	UCLA
3 (73)	LB	Will Witherspoon*	Georgia
4 (100)	CB	Dante Wesley	Ark. Pine Bluff
5a (137)	QB	Randy Fasani	Stanford
5b (145)	FB	Kyle Johnson**	Syracuse
6 (174)	TE	Keith Heinrich	Sam Houston
State			
7a (213)	T	Pete Campion	North Dakota
State			
7b (258)	CB	Brad Franklin†	SW Louisiana
State			

* Choice obtained from Cincinnati along with 5(145) in exchange for 3(67)

** Choice obtained from Cincinnati along with 3(73) in exchange for 3(67)

† Compensatory selection

2001 COLLEGE DRAFT

Round	Pos	Player	College
1 (11)	LB	Dan Morgan	Miami (FL)
2 (44)	DT	Kris Jenkins	Maryland
3 (74)	WR	Steve Smith	Utah
4 (106)	QB	Chris Weinke	Florida State
5 (143)	DB	Jarrod Cooper	Kansas State
6 (175)	RB	Dee Brown	Syracuse
7a (211)	OL	Louis Williams	Louisiana State
7b (227)	TE	Mike Roberg*	Idaho

* Choice obtained from Philadelphia in exchange for TE Luther Broughton 1999

2000 COLLEGE DRAFT

Round	Pos	Player	College
1 (12)		Choice to Washington	
1 (23)	DB	Rashard Anderson*	Jackson State
2 (57)	DB	Deon Grant**	Tennessee
3 (82)	OL	Leander Jordan	Indiana (PA)
4 (112)		Choice to Denver	
4 (120)	DL	Alvin McKinley†	Mississippi State
5 (147)	DL	Gillis Wilson	Southern
6 (182)	OL	Jeno James	Auburn
7 (221)	LB	Lester Towns	Washington

* Choice obtained from Miami in exchange for 1998 2 (44)

** Choice obtained from Tampa Bay along with 4(120) in exchange for 2(51)

† Choice obtained from Tampa Bay along with 2(57) in exchange for 2(51)

1999 COLLEGE DRAFT

Round	Pos	Player	College
1 (5)		Choice to Washington	
2a (34)	T	Chris Terry*	Georgia
2b (38)	DE	Michael Rucker	Nebraska
3 (67)		Choice to Denver	
4 (100)	LB	Hannibal Navies	Colorado
5 (140)		Choice to Dallas	
6 (175)	DE	Robert Daniel	N'Western State
7 (211)	DB	Tony Booth	James Madison

* Choice obtained from Indianapolis in exchange for CB Tyrone Poole

1999 EXPANSION DRAFT

Round	Pos	Player Lost	Team
6 (6)	LB	Tarek Saleh	Cleveland

1998 COLLEGE DRAFT

Round	Pos	Player	College
1 (14)	DE	Jason Peter	Nebraska
2 (44)		Choice to Miami	
3a (62)	DE	Chuck Wiley*	Louisiana State
3b (73)	DL	Mitch Marrow	Pennsylvania
4 (106)	WR	Donald Hayes	Wisconsin
5 (136)	LB	Jerry Jensen	Washington
6 (165)	S	Damien Richardson	Arizona State
7a (196)	DL	Viliami Maumau**	Colorado
7 (203)		Choice to Pittsburgh	
7b (228)†	WR	Jim Turner	Syracuse

* Choice obtained from Indianapolis as compensation for General Manager Bill Polian

** Choice obtained from New Orleans as compensation for RFA Chad Cota

† Compensatory selection

1997 COLLEGE DRAFT

Round	Pos	Player	College
1 (27)	WR	Rae Carruth	Colorado
2 (56)	S	Mike Minter	Nebraska
3 (87)	LB	Kinnon Tatum	Notre Dame
4 (122)	LB	Tarek Saleh	Wisconsin
5 (157)		Choice to Oakland	
6 (189)	DL	Matt Finkes	Ohio State
7 (228)	TE	Kris Mangum	Mississippi

1996 COLLEGE DRAFT

Round	Pos	Player	College
1 (8)	RB	T. Biakabutuka	Michigan
2 (43)	WR	Muhsin Muhammad	Michigan State
3a (73)	RB	Winslow Oliver	New Mexico
3b (88)	DL	J.C. Price	Virginia Tech
4a (106)	G	Norberto Garrido	Southern Cal
4b (111)	CB	Emmanuel McDaniel*	East Carolina
5 (142)	RB	Marquette Smith	Central Florida
6 (176)		Choice to Kansas City	
6 (192)		Choice to Pittsburgh	
6 (193)	FB	Scott Greene	Michigan State
7a (217)	WR	Donnell Baker	Southern
7b (234)	DL	Kerry Hicks	Colorado

* Choice obtained from Denver in exchange for 4(122), 5(159), 7(235)

1995 COLLEGE DRAFT

Round	Pos	Player	College
1a (5)	QB	Kerry Collins*	Penn State
1b (22)	CB	Tyrone Poole**	Fort Valley State
1c (29)	T	Blake Brockermeyer†	Texas
2 (36)	DE	Shawn King	NE Louisiana
4 (133)	G	Frank Garcia	Washington
5a (135)	DB	Mike Senters	Northwestern
5b (171)	G	Andrew Peterson	Washington
6 (188)	DL	Steve Strahan††	Baylor
6 (191)	QB	Jerry Colquitt*	Tennessee
7 (209)	S	Chad Cota	Oregon
7 (249)	DB	Michael Reed	Boston College

* Choice obtained from Cincinnati along with 2(36) in exchange for 1(1)

** Choice obtained from Green Bay along with 6(188) in exchange for 1(32), 3(65), 6(173)

† Choice obtained from San Diego in exchange for 2(34), 3(98), 4(100)

†† Choice obtained from Kansas City in exchange for 1996 6(176)

* Choice obtained from Green Bay along with 1(22) in exchange for 1(32), 3(65), 6(173)

DRAFT HISTORY

1995 NFL EXPANSION DRAFT

Round	Pos	Player	Team
1 (2)	CB	Rod Smith	New England
2 (4)	T	Harry Boatswain	San Francisco
3 (6)	TE	Kurt Haws	Washington
4 (8)	DE	Tyrone Rogers	Seattle
5 (10)	DE	Mark Thomas	San Francisco
6 (12)	CB	Tim McKyer	Pittsburgh
7 (14)	C	Curtis Whitley	San Diego
8 (16)	FB	Howard Griffith	St. Louis Rams
9 (18)	NT	Greg Kragen	Kansas City
10 (20)	S	Cary Brabham	Oakland Raiders
11 (22)	LB	Dave Garnett	Minnesota
12 (24)	LB	Andre Powell	New York Giants
13 (26)	RB	Dewell Brewer	Indianapolis
14 (28)	FB	Bob Christian	Chicago
15 (30)	S	Fred Foggie	Pittsburgh
16 (32)	WR	Mark Carrier	Cleveland
17 (34)	C	Mark Rodenhauser	Detroit
18 (36)	WR	Steve Hawkins	New England
19 (38)	RB	Brian O'Neal	Philadelphia
20 (40)	RB	Derrick Lassic	Dallas
21 (42)	WR	Richard Buchanan	St. Louis Rams
22 (44)	QB	Doug Pederson	Miami
23 (46)	TE	Vince Marrow	Buffalo
24 (48)	WR	Larry Ryans	Detroit
25 (50)	G	Baron Rollins	New Orleans
26 (52)	LB	William Sims	Minnesota
27 (54)	LB	Paul Butcher	Indianapolis
28 (56)	QB	Jack Trudeau	New York Jets
29 (58)	WR	Charles Swann	Denver
30 (60)	WR	David Mims	Atlanta
31 (62)	DE	Shawn Price	Tampa Bay
32 (63)	WR	Eric Guliford	Minnesota
33 (64)	DT	Bill Goldberg	Atlanta
34 (65)	RB	Eric Ball	Cincinnati
35 (66)	DT	Mike Teeter	Houston Oilers

FREE AGENT HISTORY

2020 FREE AGENCY UNRESTRICTED FREE AGENTS

Pos	Player	Team
QB	Teddy Bridgewater	New Orleans
S	Juston Burris	Cleveland
WR	Pharoh Cooper	Arizona
TE	Seth DeValve	Jacksonville
DL	Zach Kerr	Indianapolis
WR	Seth Roberts	Baltimore
DE	Stephen Weatherly	Minnesota

UNRESTRICTED FREE AGENTS LOST

DE	Mario Addison	Buffalo
CB	James Bradberry	New York Giants
DT	Vernon Butler	Buffalo
DE	Wes Horton	Retired
DE	Bruce Irvin	Seattle
DT	Gerald McCoy	Dallas
G	Greg Van Roten	New York Jets
T	Daryl Williams	Buffalo

VETERAN FREE AGENTS

CB	Eli Apple	New Orleans
WR	Keith Kirkwood	New Orleans
DE	DaVonte Lambert	Tampa Bay
G	John Miller	Cincinnati
G	Michael Schofield	LA Chargers
LB	Adarius Taylor	Cleveland
QB	PJ Walker	Houston Roughnecks (XFL)
LB	Tahir Whitehead	Oakland

2019 FREE AGENCY UNRESTRICTED FREE AGENTS

Pos	Player	Team
WR	Chris Hogan	New England
TE	Bruce Irvin	Atlanta
C	Matt Paradis	Denver

UNRESTRICTED FREE AGENTS LOST

RB	Kenjon Barner	Atlanta
K	Chandler Catanzaro	New York Jets
LB	Thomas Davis	LA Chargers
WR	Devin Funchess	Indianapolis
DE	Wes Horton	New Orleans
LB	David Mayo	San Francisco
T	Marshall Newhouse	New Orleans

VETERAN FREE AGENTS

DT	TJ Barnes
DT	Woodrow Hamilton
DT	Gerald McCoy
WR	Aldrick Robinson
WR	Rashad Ross
DT	Destiny Vaeao

2018 FREE AGENCY UNRESTRICTED FREE AGENTS

Pos	Player	Team
CB	Ross Cockrell	New York Giants
DT	Dontari Poe	Atlanta

UNRESTRICTED FREE AGENTS LOST

TE	Ed Dickson	Seattle
WR	Charles Johnson	New York Jets
DT	Star Lotulelei	Buffalo
G	Andrew Norwell	Jacksonville

VETERAN FREE AGENTS

S	Da'Norris Searcy
G	Jeremiah Sirles
WR	Jarius Wright

2017 FREE AGENCY UNRESTRICTED FREE AGENTS

Pos	Player	Team
S	Mike Adams	Indianapolis
WR	Charles Johnson	Minnesota
T	Matt Kalil	Minnesota
DE	Julius Peppers	Green Bay
CB	Captain Munnerlyn	Minnesota
WR	Russell Shepard	Tampa Bay

UNRESTRICTED FREE AGENTS LOST

WR	Ted Ginn, Jr.	New Orleans
CB	Leonard Johnson	Buffalo
LB	A.J. Klein	New Orleans
T	Mike Remmers	Minnesota

2016 FREE AGENCY UNRESTRICTED FREE AGENTS

Pos	Player	Team
C	Gino Gradkowski	Atlanta

UNRESTRICTED FREE AGENTS LOST

S	Roman Harper	New Orleans
CB	Josh Norman	Washington
P	Brad Nortman	Jacksonville
C	Fernando Velasco	Buffalo

VETERAN FREE AGENTS

S	Trenton Robinson	Washington
P	Mike Scifres	San Diego
DT	Paul Soliai	Atlanta

2015 FREE AGENCY UNRESTRICTED FREE AGENTS

Pos	Player	Team
S	Kurt Coleman	Kansas City
CB	Charles Tillman	Chicago
LB	Jason Trusnik	Miami

UNRESTRICTED FREE AGENTS LOST

T	Byron Bell	Tennessee
CB	James Dockery	Oakland
DE	Greg Hardy	Dallas
G	Fernando Velasco	Tennessee

VETERAN FREE AGENTS

WR	Jarrett Boykin	Green Bay
WR	Mike Brown	Jacksonville
WR	Ted Ginn, Jr.	Arizona
T	Michael Oher	Tennessee
RB	Jordan Todman	Jacksonville
CB	Teddy Williams	Jacksonville

FREE AGENT HISTORY

2014 FREE AGENCY

UNRESTRICTED FREE AGENTS

Pos	Player	Team
CB	Antoine Cason	Arizona
WR	Jerricho Cotchery	Pittsburgh
TE	Ed Dickson	Baltimore
WR	Tiquan Underwood	Tampa Bay
QB	Joe Webb	Minnesota

UNRESTRICTED FREE AGENTS LOST

WR	Ted Ginn, Jr.	Arizona
WR	Domenik Hixon	Chicago
WR	Brandon LaFell	New England
LB	Jordan Senn	Chicago
CB	Captain Munnerlyn	Minnesota
S	Mike Mitchell	Pittsburgh

VETERAN FREE AGENTS

WR	Jason Avant
S	Thomas DeCoud
DE	Alex Hall
TE	Mike McNeil
S	Roman Harper

2013 FREE AGENCY

UNRESTRICTED FREE AGENTS

Pos	Player	Team
LB	Chase Blackburn	New York Giants
CB	Drayton Florence	Detroit
WR	Ted Ginn, Jr.	San Francisco
WR	Domenik Hixon	New York Giants
S	Mike Mitchell	Oakland
CB	D.J. Moore	Chicago

UNRESTRICTED FREE AGENTS LOST

TE	Gary Barnidge	Cleveland
WR	Louis Murphy	New York Giants
LB	Jason Phillips	Philadelphia
G	Mike Pollak	Cincinnati

VETERAN FREE AGENTS

DT	Colin Cole
S	Quintin Mikell
G	Chris Scott
G	Travelle Wharton

2012 FREE AGENCY

UNRESTRICTED FREE AGENTS

Pos	Player	Team
S	Haruki Nakamura	Baltimore
G	Mike Pollak	Indianapolis
S	Reggie Smith	San Francisco
FB	Mike Tolbert	San Diego

UNRESTRICTED FREE AGENTS LOST

OL	Mackenzey Bernadeau	Dallas
LB	Dan Connor	Dallas
WR	Legedu Naanee	Miami

VETERAN FREE AGENTS

P	Nick Harris
LB	Kenny Onatolu
DE	Jyles Tucker

2011 FREE AGENCY

UNRESTRICTED FREE AGENTS

Pos	Player	Team
S	Sean Considine	Jacksonville
DT	Ron Edwards	Kansas City
LB	Omar Gaither	Philadelphia
K	Olindo Mare	Seattle
WR	Legedu Naanee	San Diego

UNRESTRICTED FREE AGENTS LOST

TE	Jeff King	Arizona
OT	Derek Landri	Philadelphia
K	Rhys Lloyd	New York Giants
CB	Richard Marshall	Arizona
QB	Matt Moore	Miami
TE	Dante Rosario	Denver

VETERAN FREE AGENTS

QB	Derek Anderson
CB	Cletis Gordon
TE	Ben Hartsock
S	Kevin Payne
TE	Jeremy Shockey

2010 FREE AGENCY

UNRESTRICTED FREE AGENTS

Pos	Player	Team
QB	A.J. Feeley	St. Louis
DE	Julius Peppers	Chicago
CB	Dante Wesley	Detroit

VETERAN FREE AGENTS

S	Aaron Francisco
S	Marcus Hudson
DT	Ed Johnson
C	Steve Justice
T	Rob Petitti
RB	Josh Vaughan
WR	Wallace Wright

2009 FREE AGENCY

UNRESTRICTED FREE AGENTS

Pos	Player	Team
C	Geoff Hangartner	Buffalo
WR	Mark Jones	Tennessee
OT	Frank Omyale	Chicago
LB	Adam Seward	Indianapolis

VETERAN FREE AGENTS

G	Justin Geisinger
---	------------------



FREE AGENT HISTORY

2008 FREE AGENCY

UNRESTRICTED FREE AGENTS

Pos	Player	Team
DT	Tyler Brayton	Oakland
G	Milford Brown	St. Louis
DB	Ricardo Colclough	Cleveland
WR	D.J. Hackett	Seattle
LB	Landon Johnson	Cincinnati
DT	Ian Scott	Philadelphia
RB	LaBrandon Toefield	Jacksonville
G	Keydrick Vincent	Arizona

UNRESTRICTED FREE AGENTS LOST

WR	Drew Carter	Oakland
WR	Keary Colbert	Denver
DB	Marquand Manuel	Denver
DT	Kindal Moorehead	Atlanta

VETERAN FREE AGENTS

RB	Stephen Davis**	
G	Toniu Fonoti	
DB	Terrence Holt	
WR	Muhsin Muhammad	
DT	Darwin Walker	
**	retired same day as signing	

2007 FREE AGENCY

UNRESTRICTED FREE AGENTS

Pos	Player	Team
S	Dekle Cooper	San Francisco

UNRESTRICTED FREE AGENTS LOST

LB	Vinny Ciurciu	Minnesota
LB	Chris Draft	St. Louis
TE	Mike Seidman	Indianapolis

VETERAN FREE AGENTS

DE	Dave Ball	
QB	David Carr	
CB	Curtis DeLoatch	
DT	Chad Lavalais	
LB	Terrence Melton	
WR	Kevin Youngblood	

2006 FREE AGENCY

UNRESTRICTED FREE AGENTS

Pos	Player	Team
LB	Keith Adams	Philadelphia
C	Justin Hartwig	Tennessee
DT	Maake Kemoeatu	Baltimore
DT	Damione Lewis	St. Louis
S	Kevin McCadam	Atlanta
S	Shaun Williams	New York Giants

UNRESTRICTED FREE AGENTS LOST

S	Idrees Bashir	Detroit
S	Marlon McCree	San Diego
DE	Kemp Rasmussen	Seattle
G	Tutan Reyes	Buffalo
S	Dante Wesley	Chicago
LB	Will Witherspoon	St. Louis

VETERAN FREE AGENTS

LB	Na'il Diggs	
CB	Reggie Howard	
WR	Keyshawn Johnson	
P	Micah Knorr	
DE	Otis Leverette	

2005 FREE AGENCY

UNRESTRICTED FREE AGENTS

Pos	Player	Team
S	Idrees Bashir	Indianapolis
TE	Freddie Jones	Arizona
CB	Ken Lucas	Seattle
S	Marlon McCree	Houston
P	Tom Rouen	Seattle

UNRESTRICTED FREE AGENTS LOST

LB	Brian Allen	Washington
S	Travares Tillman	Miami

VETERAN FREE AGENTS

WR	Eugene Baker	
P	Steve Cheek	
LB	Chris Draft	
WR	Javin Hunter	
G	Mike Wahle	

2004 FREE AGENCY

UNRESTRICTED FREE AGENTS

Pos	Player	Team
OL	Travis Claridge	Atlanta
CB	Terrance Shaw	Oakland
LB	Brandon Short	New York Giants

UNRESTRICTED FREE AGENTS LOST

WR	Kevin Dyson	San Diego
LB	Greg Favors	Jacksonville
S	Deon Grant	Jacksonville
CB	Reggie Howard	Miami
G	Jeno James	Miami
TE	Jermaine Wiggins	Minnesota

VETERAN FREE AGENTS

LB	Jesse Armstead	
CB	Artrell Hawkins	
WR	Donald Hayes	
OL	Adam Meadows	
G	Rich Tylski	
DT	Rod Walker	

2003 FREE AGENCY

UNRESTRICTED FREE AGENTS

Pos	Player	Team
G	Doug Brzezinski	Philadelphia
QB	Jake Delhomme	New Orleans
WR	Kevin Dyson	Tennessee
LB	Greg Favors	Buffalo
WR	Ricky Proehl	St. Louis

UNRESTRICTED FREE AGENTS LOST

LB	Hannibal Navies	Green Bay
C	Jamar Nesbit	Jacksonville

VETERAN FREE AGENTS

RB	Stephen Davis	
DT	Giradie Mercer	
DE	Kavika Pittman	
LB	Marquis Smith	

FREE AGENT HISTORY

2002 FREE AGENCY

UNRESTRICTED FREE AGENTS

Pos	Player	Team
CB	Terry Cousin	Miami
QB	Rodney Peete	Oakland
RB	Lamar Smith	Miami

UNRESTRICTED FREE AGENTS LOST

TE	Luther Broughton	Chicago
DT	Larry Chester	Miami
WR	Donald Hayes	New England
FB	Chris Hetherington	St. Louis

VETERAN FREE AGENTS

RB	Michael Bates
LB	Jermaine Benoit
DT	Shane Burton
DT	James Clyburn
LB	Mark Fields
G	Derrick Fletcher
LB	Brad Jackson
CB	DeRon Jenkins
G	Scott Kiernan
DT	Emarlos Leroy
OL	Chris Snyder
CB	Cordell Taylor
CB	Fred Vinson

2001 FREE AGENCY

UNRESTRICTED FREE AGENTS

Pos	Player	Team
TE	Luther Broughton	Philadelphia
DT	Brentson Buckner	San Francisco
G	Kevin Donnalley	Miami
LB	Jason Kyle	San Francisco
C	Jeff Mitchell	Baltimore
RB	Adrian Murrell	Washington

UNRESTRICTED FREE AGENTS LOST

G	Matt Campbell	Washington
C	Frank Garcia	St. Louis
K	Joe Nedney	Tennessee

VETERAN FREE AGENTS

T	Jon Blackman
P	Will Brice
DT	Larry Chester
DT	Harry Deligianis
RB	Chad Dukes
LB	Ron Merkerson
RB	Wilmont Perry
P	Todd Sauerbrun
T	Todd Steussie
WR	Jim Turner
OL	T.J. Washington

2000 FREE AGENCY

UNRESTRICTED FREE AGENTS

Pos	Player	Team
OL	James Dexter	Arizona
CB	Jimmy Hitchcock	Minnesota
DE	Chuck Smith	Atlanta
DE	Jay Williams	St. Louis

UNRESTRICTED FREE AGENTS LOST

WR	Norberto Davidds-Garrido	Arizona
----	--------------------------	---------

VETERAN FREE AGENTS

WR	Karl Hankton
RB	Natrone Means
WR	Larry Ryans
LB	Lee Woodall

1999 FREE AGENCY

UNRESTRICTED FREE AGENTS

Pos	Player	Team
QB	Steve Bono	St. Louis
DE	Antonio Edwards	Atlanta
T	Clarence Jones	New Orleans
LB	Donta Jones	Pittsburgh
TE	Brian Kinchen	Baltimore
WR	Todd Kinchen	Atlanta
DB	Roderick Mullen	Green Bay
S	Mike Scurlock	St. Louis
LB	Steve Tovar	San Diego
LB	Dean Wells	Seattle
P	Klaus Wilmsmeyer	Miami

UNRESTRICTED FREE AGENTS LOST

T	Blake Brockermeyer	Chicago
WR	Raghib Ismail	Dallas
DE	Shawn King	Indianapolis
QB	Shane Matthews	Chicago
DB	Lenny McGill	Seattle

VETERAN FREE AGENTS

T	Steven Conley
DE	Eric England
LB	Ray Farmer
FB	Chris Hetherington
S	Lamar Lyons
LB	Samuel Manuel
WR	Iheanyi Uwaezuoke

1998 FREE AGENCY

UNRESTRICTED FREE AGENTS

Pos	Player	Team
S	Brent Alexander	Arizona
LB	Earnest Dixon	New Orleans
CB	Doug Evans	Green Bay
FB	William Floyd	San Francisco
DE	Sean Gilbert*	Washington
DB	Derwin Gray	Indianapolis
G	Corbin Lacina	Buffalo
S	Brett Maxie**	San Francisco
DB	Leonard Wheeler	Minnesota
*	franchise player	
**	retired same day as signing	

UNRESTRICTED FREE AGENTS LOST

LB	Myron Baker	Indianapolis
G	Matt Elliott	Atlanta
TE	Walter Rasby	Detroit
S	Pat Terrell	Green Bay

VETERAN FREE AGENTS

LB	Jeff Brady
OL	Bernard Dafney
FB	Mike Dulaney
LB	Kevin Greene
G	Shane Hannah
LB	Eddie Mason
TE	Brian Wiggins

FREE AGENT HISTORY

1997 FREE AGENCY

UNRESTRICTED FREE AGENTS

Pos	Player	Team
LB	Micheal Barrow	Tennessee
WR	Ernie Mills	Pittsburgh
DE	Ray Seals	Pittsburgh

UNRESTRICTED FREE AGENTS LOST

FB	Bob Christian	Atlanta
WR	Willie Green	Denver
FB	Howard Griffith	Denver
DE	Mark Thomas	Chicago

VETERAN FREE AGENTS

LB	Ray Jacobs
RB	Brian O'Neal

1996 FREE AGENCY

UNRESTRICTED FREE AGENTS

Pos	Player	Team
QB	Steve Beuerlein	Jacksonville
LB	Duane Bickett	Seattle
CB	Eric Davis	San Francisco
LB	Kevin Greene	Pittsburgh
T	Greg Skrepenak	Oakland
TE	Wesley Walls	New Orleans

UNRESTRICTED FREE AGENTS LOST

RB	Derrick Moore	Detroit
QB	Frank Reich	New York Jets
CB	Rod Smith	Minnesota

VETERAN FREE AGENTS

WR	Michael Bates
DT	Les Miller
WR	Terry Obee
S	Damon Pieri
QB	Kelly Stouffer

1995 FREE AGENCY

UNRESTRICTED FREE AGENTS

Pos	Player	Team
RB	Randy Baldwin	Cleveland
P	Tommy Barnhardt	New Orleans
WR	Don Beebe	Buffalo
LB	Darion Conner	New Orleans
DE	Mike Fox	New York Giants
T	Derrick Graham	Kansas City
K	John Kasay	Seattle
LB	Lamar Lathon	Houston
S	Brett Maxie	Atlanta
TE	Pete Metzelaars	Buffalo
LB	Sam Mills	New Orleans
QB	Frank Reich	Buffalo
LB	Frank Stams	Cleveland
WR	Dwight Stone	Pittsburgh
RB	Vernon Turner	Tampa Bay
DE	Gerald Williams	Pittsburgh
CB	James Williams	Arizona

VETERAN FREE AGENTS

LB	Carlton Bailey
DL	Jeff Fields
RB	Eddie Fuller
RB	Judd Garrett
CB	Alan Haller
CB	Steve Lofton
S	Bubba McDowell
WR	Brian Wiggins

TRADE HISTORY

Date	Acquired	From	In Exchange For
04/22/95	1995 1st Round (5) Draft Choice	Cincinnati	1995 1st Round (1) Draft Choice 1995 2nd Round (36) Draft Choice
04/22/95	1995 1st Round (22) Draft Choice 1995 6th Round (188) Draft Choice	Green Bay	1995 1st Round (32) Draft Choice 1995 3rd Round (65) Draft Choice 1995 6th Round (173) Draft Choice
04/22/95	1995 1st Round (29) Draft Choice	San Diego	1995 2nd Round (34) Draft Choice 1995 3rd Round (98) Draft Choice 1995 4th Round (100) Draft Choice
04/23/95	1995 6th Round (191) Draft Choice	Kansas City	1996 6th Round (176) Draft Choice
05/30/95	Barry Foster	Pittsburgh	1996 6th Round (192) Draft Choice
08/21/95	Ray Ethridge	Cleveland	Past Considerations
08/29/95	Travis Hill	Cleveland	Michael Bates
04/21/96	1996 4th Round (111) Draft Choice	Denver	1996 4th Round (122) Draft Choice 1996 5th Round (159) Draft Choice 1996 7th Round (235) Draft Choice
08/25/96	Raghib Ismail	Oakland	1997 5th Round (157) Draft Choice
08/24/97	Israel Raybon	Pittsburgh	1998 7th Round (203) Draft Choice
04/16/98	2000 1st Round (23) Draft Choice	Miami	1998 2nd Round (44) Draft Choice
07/23/98	1999 2nd Round (34) Draft Choice	Indianapolis	Tyrone Poole
03/01/99	Jeff Lewis	Denver	1999 3rd Round (67) Draft Choice, 2000 4th Round (112) Draft Choice
08/05/99	Undisclosed Draft Choice	Green Bay	Jamie Wilson
09/05/99	2001 7th Round (227) Draft Choice	Philadelphia	Luther Broughton
04/15/00	2000 2nd Round (57) Draft Choice 2000 4th Round (120) Draft Choice	Tampa Bay	2000 2nd Round (51) Draft Choice
04/21/00	Spencer Reid	Indianapolis	Fred Lane
09/02/01	Perry Phenix	Tennessee	Undisclosed Draft Choice
04/20/02	2002 3rd Round (73) Draft Choice 2002 5th Round (145) Draft Choice	Cincinnati	2002 3rd Round (67) Draft Choice
07/19/02	Al Wallace 2003 4th Round (119) Draft Choice	Miami	Jay Williams
04/26/03	2003 2nd Round (50) Draft Choice 2003 4th Round (120) Draft Choice	New England	2003 2nd Round (45) Draft Choice
04/26/03	2003 3rd Round (82) Draft Choice	Denver	2003 4th Round (108) Draft Choice 2003 4th Round (120) Draft Choice 2003 7th Round (227) Draft Choice
04/27/03	2003 7th Round (226) Draft Choice 2003 7th Round (247) Draft Choice	Miami	2003 6th Round (181) Draft Choice
04/24/04	2004 1st Round (28) Draft Choice	San Francisco	2004 1st Round (31) Draft Choice 2004 4th Round (127) Draft Choice
08/25/04	Javier Collins	Dallas	Conditional Draft Choice
09/04/04	Todd Fordham	Pittsburgh	2005 7th Round (228) Draft Choice
04/23/05	2005 2nd Round (54) Draft Choice 2005 4th Round (121) Draft Choice 2005 4th Round (126) Draft Choice	Seattle	2005 2nd Round (45) Draft Choice
04/23/05	2005 3rd Round (89) Draft Choice	Green Bay	2005 4th Round (115) Draft Choice 2005 4th Round (126) Draft Choice

TRADE HISTORY

Date	Acquired	From	In Exchange For
05/19/05	Jason Baker 2006 7th Round (237) Draft Choice	Denver	Todd Sauerbrun
07/28/05	Rod Gardner	Washington	2006 6th Round (196) Draft Choice
04/28/07	2007 1st Round (25) Draft Choice 2007 2nd Round (59) Draft Choice 2007 5th Round (164) Draft Choice	New York Jets	2007 1st Round (14) Draft Choice 2007 6th Round (191) Draft Choice
08/03/07	Chris Harris	Chicago	2008 5th Round (142) Draft Choice
02/29/08	2008 3rd Round (67) Draft Choice, 2008 5th Round (141) Draft Choice	New York Jets	Kris Jenkins
04/26/08	2008 1st Round (19) Draft Choice	Philadelphia	2008 2nd Round (43) Draft Choice 2008 4th Round (109) Draft Choice 2009 1st Round (28) Draft Choice
08/30/08	Josh McCown	Miami	2009 7th Round (237) Draft Choice
04/13/09	J.J. Jansen	Green Bay	2011 7th Round (204) Draft Choice
04/25/09	2009 2nd Round (43) Draft Choice 2009 4th Round (111) Draft Choice	San Francisco	2010 1st Round (17) Draft Choice
04/26/09	2009 7th Round (216) Draft Choice 2010 6th Round (175) Draft Choice	Oakland	2009 6th Round (202) Draft Choice
09/01/09	Louis Leonard	Cleveland	2010 6th Round (186) Draft Choice
10/20/09	Tank Tyler	Kansas City	2010 5th Round (144) Draft Choice
04/23/10	2010 3rd Round (89) Draft Choice	New England	2011 2nd Round (33) Draft Choice
04/24/10	2010 4th Round (124) Draft Choice 2010 6th Round (198) Draft Choice	New York Jets	2010 4th Round (112) Draft Choice
04/27/10	Jamar Williams	Chicago	Chris Harris
07/29/11	Greg Olsen	Chicago	2012 3rd Round (73) Draft Choice
03/30/12	Bruce Campbell	Oakland	Mike Goodson
04/28/12	2012 4th Round (103) Draft Choice	San Francisco	2012 6th Round (180) Draft Choice 2013 3rd Round (74) Draft Choice
07/24/12	Louis Murphy	Oakland	2013 7th Round (219) Draft Choice
08/31/12	Colin Jones	San Francisco	2014 7th Round (243) Draft Choice
10/04/13	2014 7th Round (225) Draft Choice	New York Giants	Jon Beason
05/10/14	2014 5th Round (148) Draft Choice	Minnesota	2014 5th Round (168) Draft Choice 2014 7th Round (225) Draft Choice
08/19/14	Conditional 2015 7th Round Draft Choice	Philadelphia	Kenjon Barner
05/01/15	2015 2nd Round (41) Draft Choice	St. Louis	2015 2nd Round (57) Draft Choice 2015 3rd Round (89) Draft Choice 2015 6th Round (201) Draft Choice
05/02/15	2015 4th Round (102) Draft Choice	Oakland	2014 4th Round (124) Draft Choice 2014 5th Round (161) Draft Choice 2014 7th Round (242) Draft Choice
09/29/15	Jared Allen	Chicago	2016 6th Round (206) Draft Choice
04/29/16	2016 3rd Round (77) Draft Choice 2016 5th Round (141) Draft Choice	Cleveland	2016 3rd Round (93) Draft Choice 2016 4th Round (129) Draft Choice 2016 5th Round (168) Draft Choice
08/29/16	Andy Lee 2017 7th Round (233) Draft Choice	Cleveland	Kasey Redfern 2018 4th Round Draft Choice

TRADE HISTORY

Date	Acquired	From	In Exchange For
03/11/17	2017 2nd Round (64) Draft Choice	New England	Kony Ealy
04/28/17	2017 3rd Round (77) Draft Choice	Arizona	2017 3rd Round (72) Draft Choice 2017 3rd Round (98) Draft Choice 2017 4th Round (115) Draft Choice
09/3/17	Kevon Seymour	Buffalo	Kaelin Clay
10/31/17	2018 3rd Round (85) Draft Choice 2018 7th Round (234) Draft Choice	Buffalo	2019 7th Round Draft Choice Kelvin Benjamin
03/14/18	Torrey Smith	Philadelphia	Daryl Worley
04/27/18	2018 4th Round (101) Draft Choice 2018 4th Round (147) Draft Choice	Green Bay	2018 3rd Round (88) Draft Choice
04/28/18	2018 4th Round (136) Draft Choice	Los Angeles Rams	2018 5th Round (147) Draft Choice 2018 6th Round (197) Draft Choice
09/01/18	Corey Robinson	Detroit	2019 7th Round Draft Choice
09/25/18	Marshall Newhouse	Buffalo	2021 7th Round Draft Choice
04/25/19	2019 2nd Round (37) Draft Choice	Seattle	2019 2nd Round (47) Draft Choice 2019 3rd Round (77) Draft Choice
04/26/19	2019 6th Round (212) Draft Choice 2019 7th Round (237) Draft Choice	Denver	2019 6th Round (187) Draft Choice
03/04/20	Russell Okung	LA Chargers	Trai Turner
03/23/20	2020 5th Round (148) Draft Choice	Washington	Kyle Allen
04/24/20	2020 3rd Round (69) Draft Choice 2020 5th Round (148) Draft Choice	Seattle	2020 2nd Round (64) Draft Choice

POSTSEASON HISTORY

NFC DIVISIONAL PLAYOFFS
CAROLINA 26 — DALLAS 17

January 5, 1997
Ericsson Stadium • Charlotte, NC

WEATHER: Partly Cloudy, 67°, Wind SW 15 mph - ATTENDANCE: 72,808 - TIME: 2:58

In the first playoff game in team history, the Carolina Panthers stuck to a formula that had worked all season, using an opportunistic offense, a Sam Mills-led defense, solid special teams and an uplifting record-sized crowd to defeat the defending Super Bowl Champion Dallas Cowboys, 26-17.

Running back Anthony Johnson earned his sixth 100-yard game of the season behind a performance by the offensive line which did not allow quarterback Kerry Collins to be sacked all day. Collins completed a workmanlike 12-of-22 passes for 100 yards and two touchdowns, and directed the team to 17 first-half points. The defense supplied a team effort with interceptions by Chad Cota, Pat Terrell and Mills and sacks by Lamar Lathon and Les Miller, while successfully executing three goal-line stands from inside their own five-yard line. Kicker John Kasay converted on all four field goal attempts.

The Cowboys took a 3-0 lead on a 22-yard field goal before a Collins pass to Wesley Walls following a 68-yard drive put the Panthers ahead 7-3. After trading touchdowns, the Cowboys got within three following a Panthers safety when a snap sailed over punter Rohn Stark's head. Cota's interception on Dallas' ensuing possession, however, set up a 24-yard Kasay field goal and a 17-11 halftime lead.

The two teams traded field goals in the third quarter and again to begin the fourth, with Chris Boniol converting twice from 21 and Kasay twice from 40. After the Panthers downed a Stark punt at the one, Terrell's interception set up a Kasay 32-yard conversion, before Mills' interception and return to the one-yard line, sealed the game.

OFFICIALS

Referee — Johnny Grier (23) Umpire — Jim Quirk (5) Head Linesman — Mark Baltz (26) Line Judge — Jeff Bergman (32)
Field Judge — Ron Spittler (119) Side Judge — Ron Liebsack (76) Back Judge — Scott Steenson (88)

STARTING LINEUPS

Dallas Cowboys						Carolina Panthers					
Offense			Defense			Offense			Defense		
WR	85	K. Williams	LDE	92	T. Tolbert	WR	86	W. Green	LDE	93	M. Fox
LT	71	M. Tuinei	LDT	95	C. Hennings	LT	66	M. Campbell	NT	71	G. Kragen
LG	61	N. Newton	RDT	75	T. Casillas	LG	52	M. Elliott	RDE	98	G. Williams
C	53	R. Donaldson	RDE	96	S. Carver	C	65	F. Garcia	LOLB	91	K. Greene
RG	73	L. Allen	SLB	51	B. Thomas	RG	75	G. Skrepenak	LILB	51	S. Mills
RT	79	E. Williams	MLB	55	F. Strickland	RT	76	N. Garrido	RILB	54	C. Bailey
TE	86	E. Bjornson	WLB	59	D. Smith	TE	85	W. Walls	ROLB	57	L. Lathon
WR	88	M. Irvin	LCB	26	K. Smith	WR	85	M. Carrier	LCB	25	E. Davis
QB	8	T. Aikman	RCB	21	D. Sanders	QB	12	K. Collins	RCB	38	T. Poole
FB	48	T. Johnston	SS	28	D. Woodson	FB	30	H. Griffith	SS	39	B. Maxie
RB	22	E. Smith	FS	30	G. Teague	RB	23	A. Johnson	FS	40	P. Terrell

CAROLINA SUBSTITUTIONS: P 3 R. Stark, PK 4 J. Kasay, RB 20 W. Oliver, S 27 D. Pieri, CB 31 R. Smith, S 37 C. Cota, CB 41 T. Cook, FB 43 S. Greene, LB 50 D. Bickett, LB 56 M. Baker, LB 58 A. Royal, C 63 M. Rodenhausen, C 64 C. Whitley, DE 69 L. Miller, T 78 B. Brockeremeyer, WR 80 D. Stone, WR 81 R. Ismail, WR 82 M. Bates, WR 87 M. Muhammad, TE 88 W. Rasby, DE 95 M. Thomas. DID NOT PLAY: QB 7 S. Beuerlein, CB 29 S. Lofton. INACTIVE: QB 11 J. Barker, CB 26 E. McDaniel, RB 32 D. Phillyaw, G 67 B. Hayes, T 74 M. Dennis, TE 89 S. Tucker, NT 90 E. Phillion.

		1	2	3	4	OT	TOTAL	FIELD GOALS (made() & missed)	
VISITOR	Dallas Cowboys	3	8	3	3	-	17	C. Boniol (22) (21) (21)	
HOME	Carolina Panthers	7	10	3	6	-	26	J. Kasay (24) (40) (40) (32)	
Team	Qtr	Clock Time	PLAY DESCRIPTION (Extra Point) (Drive Info)					SCORE	
								Visitor	Home
COWBOYS	1	8:27	C. Boniol 22 yd. Field Goal (10-49, 4:20)					3	0
PANTHERS	1	5:28	W. Walls 1 yd. pass from K. Collins (J. Kasay kick) (6-68, 2:59)					3	7
PANTHERS	2	12:49	W. Greene 10 yd. pass from K. Collins (J. Kasay kick) (11-42, 5:59)					3	14
COWBOYS	2	4:19	D. Johnston 2 yd. pass from T. Aikman (Two-point attempt failed) (14-73, 8:30)					9	14
COWBOYS	2	3:11	R. Stark snap out of end zone, forced by TEAM for SAFETY					11	14
PANTHERS	2	0:03	J. Kasay 24 yd. Field Goal (7-21, 1:46)					11	17
COWBOYS	3	10:07	C. Boniol 21 yd. Field Goal (5-13, 2:05)					14	17
PANTHERS	3	4:58	J. Kasay 40 yd. Field Goal (10-50, 5:09)					14	20
PANTHERS	4	11:41	J. Kasay 40 yd. Field Goal (11-51, 6:44)					14	23
COWBOYS	4	5:33	C. Boniol 21 yd. Field Goal (12-78, 6:08)					17	23
PANTHERS	4	1:48	J. Kasay 32 yd. Field Goal (4-5, 0:28)					17	26

POSTSEASON HISTORY

FINAL INDIVIDUAL STATISTICS

Dallas Cowboys										Carolina Panthers									
RUSHING	ATT	YDS	AVG	LG	TD					RUSHING	ATT	YDS	AVG	LG	TD				
E. Smith	22	80	3.6	25	0					A. Johnson	26	104	4.0	12	0				
D. Sanders	1	16	16.0	16	0					W. Oliver	3	11	3.7	9	0				
T. Aikman	1	0	0.0	0	0					R. Ismail	1	7	7.0	7	0				
										K. Collins	6	5	0.8	8	0				
										R. Stark	1	0	0.0	0	0				
Total	24	96	4.0	25	0					Total	37	127	3.4	12	0				
PASSING	ATT	CMP	YDS	SK/YD	TD	LG	IN					PASSING	ATT	CMP	YDS	SK/YD	TD	LG	IN
T. Aikman	36	18	165	2/17	1	23	3					K. Collins	22	12	100	0/0	2	22	1
Total	36	18	165	2/17	1	23	3					Total	22	12	100	0/0	2	22	1
PASS RECEIVING		NO	YDS	AVG	LG	TD					PASS RECEIVING		NO	YDS	AVG	LG	TD		
K. Williams		6	89	14.8	23	0					W. Green		5	53	10.6	22	1		
D. Johnston		4	18	4.5	7	1					W. Walls		3	25	8.3	13	1		
K. Martin		3	31	10.3	13	0					A. Johnson		1	9	9.0	9	0		
E. Smith		3	-2	-0.6	3	0					M. Carrier		1	7	7.0	7	0		
M. Irvin		1	22	22.0	22	0					W. Oliver		1	5	5.0	5	0		
E. Bjornson		1	7	7.0	7	0					H. Griffith		1	1	1.0	1	0		
Total		18	165	9.2	23	1					Total		12	100	8.3	22	2		
INTERCEPTIONS		NO	YDS	AVG	LG	TD					INTERCEPTIONS		NO	YDS	AVG	LG	TD		
D. Woodson		1	0	0.0	0	0					C. Cota		1	49	49.0	49	0		
											P. Terrell		1	49	49.0	49	0		
											S. Mills		1	24	24.0	24	0		
Total		1	0	0.0	0	0					Total		3	122	40.7	49	0		
PUNTING		NO	YDS	AVG	TB	IN20	LG					PUNTING		NO	YDS	AVG	TB	IN20	LG
J. Jett		3	153	51.0	0	1	59					R. Stark		1	39	39.0	0	1	39
Total		3	153	51.0	0	1	59					Total		1	39	39.0	0	1	39
PUNT RETURNS		NO	YDS	AVG	FC	LG	TD					PUNT RETURNS		NO	YDS	AVG	FC	LG	TD
(OWNED)		1	0	0.0	0	0	0					W. Oliver		2	17	8.5	1	15	0
Returns		0	0	0.0	0	0	0					Returns		2	17	8.5	1	15	0
KICKOFF RETURNS		NO	YDS	AVG	FC	LG	TD					KICKOFF RETURNS		NO	YDS	AVG	FC	LG	TD
K. Williams		3	44	14.7	0	17	0					M. Bates		5	155	31	0	51	0
H. Walker		2	29	14.5	0	19	0												
D. Sanders		1	28	28.0	0	28	0												
(TOUCHBACK)		2	0	0.0	0	0	0												
Returns		6	101	16.8	0	28	0					Returns		5	155	31	0	51	0
FUMBLES	Fum	Own Rec.	Yds	TD	FF	Opp. Rec.	Yds	TD	Out Bnds	FUMBLES	Fum	Own Rec.	Yds	TD	FF	Opp. Rec.	Yds	TD	Out Bnds
T. Aikman	1	0	-5	0	0	0	0	0	0	W. Rodenhauer	1	1	-37	0	0	0	0	0	0
E. Smith	0	1	0	0	0	0	0	0	0	M. Oliver	1	0	0	0	0	0	0	0	0
D. Smith	0	0	0	0	1	0	0	0	0										
D. Johnston	0	0	0	0	0	1	0	0	0										
Total	1	1	-5	0	1	1	0	0	0	Total	2	1	-37	0	0	0	0	0	0

FINAL TEAM STATISTICS

TOTAL FIRST DOWNS	21	18	FGs – PATs Had Blocked	0-0	0-0
By Rushing	5	8	TOTAL RETURN YARDAGE (Not Including Kickoffs)	0	139
By Passing	12	7	No. and Yards Punt Returns	0-0	2-17
By Penalty	4	3	No. and Yards Kickoff Returns	6-101	5-155
THIRD DOWN EFFICIENCY	4-12-33%	4-11-36%	No. and Yards Interception Returns	1-0	3-122
FOURTH DOWN EFFICIENCY	0-0-0%	1-2-50%	PENALTIES Number and Yards	6-61	5-38
TOTAL NET YARDS	244	227	FUMBLES Number and Lost	1-0	2-1
Total Offensive Plays (inc. times thrown passing)	62	59	TOUCHDOWNS	1	2
Average gain per offensive play	3.9	3.8	Rushing	0	0
NET YARDS RUSHING	96	127	Passing	1	2
Total Rushing Plays	24	37	EXTRA POINTS Made-Attempts	0-1	2-2
Average gain per rushing play	4.0	3.4	Kicking Made-Attempts	0-0	2-2
NET YARDS PASSING	148	100	Passing Made-Attempts	0-1	0-0
Times thrown – yards lost attempting to pass	2-17	0-0	FIELD GOALS Made-Attempts	3-3	4-4
Gross yards passing	165	100	SAFETIES	1	0
PASS ATTEMPTS-COMPLETIONS-HAD INTERCEPTED	36-18-3	22-12-1	FINAL SCORE	17	26
Average gain per pass play (inc. # thrown passing)	3.9	4.5	TIME OF POSSESSION	30:37	29:23
KICKOFFS Number-In End Zone-Touchbacks	5-1-0	8-2-2			
PUNTS Number and Average	3-51	1-39			
Had Blocked	0	0			

DEFENSIVE STATISTICS (based on coaches' film review)

Player	TT	S	A	S-yds	I-yds	PD	FF	FR	Player	TT	S	A	S-yds	I-yds	PD	FF	FR
S. Mills	11	8	3	0-0	1-24	2	0	0	L. Miller	2	2	0	1-8	0-0	0	0	0
T. Poole	8	7	1	0-0	0-0	2	0	0	M. Fox	2	0	2	0-0	0-0	0	0	0
L. Lathon	8	6	2	1-9	0-0	0	0	0	C. Cota	1	1	0	0-0	1-49	1	0	0
E. Davis	5	4	1	0-0	0-0	2	0	0	R. Smith	1	1	0	0-0	0-0	0	0	0
P. Terrell	4	3	1	0-0	1-49	1	0	0	G. Williams	1	1	0	0-0	0-0	0	0	0
C. Bailey	4	0	4	0-0	0-0	0	0	0	D. Bickett	1	0	1	0-0	0-0	0	0	0
G. Kragen	3	3	0	0-0	0-0	0	0	0	K. Greene	1	0	1	0-0	0-0	0	0	0
B. Maxie	3	1	2	0-0	0-0	0	0	0	Total	55	37	18	2-17	3-122	8	0	0

POSTSEASON HISTORY

NFC CHAMPIONSHIP

GREEN BAY 30 – CAROLINA 13

January 12, 1997
Lambeau Field • Green Bay, WI

WEATHER: Cold and Windy, 3°, Wind W 10 mph - **ATTENDANCE:** 60,216 - **TIME:** 3:04

On a day with wind chill tempratures at more than 20 below zero, the Carolina Panthers surrendered 17 second-quarter points and 479 yards of total offense to the Green Bay Packers and fell one game short of the Super Bowl, 30-13.

The Panthers got ahead early following a Sam Mills interception at the Green Bay 12, which was returned to the two. Kerry Collins found fullback Howard Griffith all alone in the end zone two plays later for a 7-0 Carolina lead.

After Brett Favre drove the Packers for their first touchdown, the Panthers replied with a John Kasay 22-yard field goal following a Lamar Lathon recovery of a Favre fumble. The Packers came

back with a touchdown and a field goal before the half, however, and held a 17-10 advantage at the break.

Both teams traded field goals to open the second half before a Dorsey Levens 66-yard reception off a screen set up a Packers touchdown. A Packers fourth-quarter field goal following a Panthers fumble supplied the 30-13 margin.

Mills led the defense with 14 tackles and an interception while Collins completed 19 of 37 passes for 215 yards, with a touchdown and two interceptions. Willie Green led all Panthers in receiving with 51 yards on five receptions.

OFFICIALS

Referee — Bob McElwee (95) **Umpire** — Bob Boylston (101) **Head Linesman** — Tony Veteri (52) **Line Judge** — Ron Baynes (56)
Field Judge — Bobby Skelton (73) **Side Judge** — Dean Look (49) **Back Judge** — Al Jury (106) **Replay** — Carey (94), Dawson (70)

STARTING LINEUPS

Carolina Panthers						Green Bay Packers					
Offense			Defense			Offense			Defense		
WR	86	W. Green	LDE	93	M. Fox	WR	86	A. Freeman	LE	92	R. White
LT	66	M. Campbell	NT	71	G. Kragen	LT	64	B. Wilkerson	T	71	S. Dotson
LG	52	M. Elliott	RDE	98	G. Williams	LG	73	A. Taylor	NT	93	G. Brown
C	65	F. Garcia	LOLB	91	K. Greene	C	52	F. Winters	RE	96	S. Jones
RG	75	G. Skrepenak	LILB	51	S. Mills	RG	63	A. Timmerman	LOLB	59	W. Simmons
RT	76	N. Garrido	RILB	54	C. Bailey	RT	72	E. Dotson	MLB	54	R. Cox
TE	85	W. Walls	ROLB	57	L. Lathon	TE	89	M. Chmura	ROLB	51	B. Williams
WR	83	M. Carrier	LCB	25	E. Davis	WR	84	A. Rison	LCB	21	C. Newsome
QB	12	K. Collins	RCB	38	T. Poole	QB	4	B. Favre	RCB	33	D. Evans
RB	23	A. Johnson	SS	39	B. Maxie	RB	34	E. Bennett	SS	36	L. Butler
FB	30	H. Griffith	FS	40	P. Terrell	FB	30	W. Henderson	FS	41	E. Robinson

CAROLINA SUBSTITUTIONS: P 3 R. Stark, PK 4 J. Kasay, RB 20 W. Oliver, S 27 D. Pieri, CB 31 R. Smith, S 37 C. Cota, CB 41 T. Cook, FB 43 S. Greene, LB 50 D. Bickett, LB 56 M. Baker, LB 58 A. Royal, C 63 M. Rodenhauser, C 64 C. Whitley, DE 69 L. Miller, T 78 B. Brockermeyer, WR 80 D. Stone, WR 81 R. Ismail, WR 82 M. Bates, WR 87 M. Muhammad, TE 88 W. Rasby, DE 95 M. Thomas. **DID NOT PLAY:** QB 7 S. Beuerlein, CB 29 S. Lofton. **INACTIVE:** QB 11 J. Barker, CB 26 E. McDaniel, RB 32 D. Phillyaw, G 67 B. Hayes, T 74 M. Dennis, WR 84 B. Wiggins, TE 89 S. Tucker, NT 90 E. Philion.

VISITOR		1	2	3	4	OT	TOTAL	FIELD GOALS (made() & missed)	
		7	3	3	0	-	13	C. Jacke 46S (31) (32) (28)	
HOME	Green Bay Packers	0	17	10	3	-	30	J. Kasay (22) (23)	

Team	Qtr	Clock Time	PLAY DESCRIPTION (Extra Point) (Drive Info)	SCORE	
				Visitor	Home
PANTHERS	1	5:10	H. Griffith 3 yd. pass from K. Collins (J. Kasay kick) (2-2, 0-27)	7	0
PACKERS	2	14:54	D. Levens 29 yd. pass from B. Favre (C. Jacke kick) (4-73, 1-43)	7	7
PANTHERS	2	8:40	J. Kasay 22 yd. Field Goal (7-41, 3-17)	10	7
PACKERS	2	0:48	A. Freeman 6 yd. pass from B. Favre (C. Jacke kick) (15-71, 7-52)	10	14
PACKERS	2	0:10	C. Jacke 31 yd. Field Goal (4-48, 0-25)	10	17
PACKERS	3	8:16	C. Jacke 32 yd. Field Goal (11-73, 6-44)	10	20
PANTHERS	3	3:23	J. Kasay 23 yd. Field Goal (11-73, 4-53)	13	20
PACKERS	3	1:58	E. Bennett 4 yd. run (C. Jacke kick) (3-74, 1-25)	13	27
PACKERS	4	10:02	C. Jacke 28 yd. Field Goal (7-80, 1-43)	13	30

POSTSEASON HISTORY

FINAL INDIVIDUAL STATISTICS

Carolina Panthers										Green Bay Packers									
RUSHING	ATT	YDS	AVG	LG	TD					RUSHING	ATT	YDS	AVG	LG	TD				
A. Johnson	11	31	2.8	7	0					E. Bennett	25	99	4.0	13	1				
W. Oliver	2	15	7.5	11	0					D. Levens	10	88	8.8	35	0				
K. Collins	1	-1	-1.0	-1	0					B. Favre	5	14	2.8	5	0				
										J. McMahon	4	0	0.0	0	0				
										W. Henderson	1	0	0.0	0	0				
Total	14	45	3.2	11	0					Total	45	201	4.5	35	1				
PASSING	ATT	CMP	YDS	SK/YD	TD	LG	IN			PASSING	ATT	CMP	YDS	SK/YD	TD	LG	IN		
K. Collins	37	19	215	2/9	1	27	2			B. Favre	29	19	292	1/14	2	66	1		
Total	37	19	215	2/9	1	27	2			Total	29	19	292	1/14	2	66	1		
PASS RECEIVING	NO	YDS	AVG	LG	TD					PASS RECEIVING	NO	YDS	AVG	LG	TD				
W. Green	5	51	10.2	19	0					D. Levens	5	117	23.4	66	1				
M. Carrier	4	65	16.3	27	0					A. Freeman	4	43	10.8	25	1				
H. Griffith	4	23	5.8	9	1					A. Rison	3	53	17.7	23	0				
R. Ismail	3	33	11.0	20	0					K. Jackson	3	30	10.0	19	0				
A. Johnson	1	24	24.0	24	0					E. Bennett	2	5	2.5	5	0				
W. Oliver	1	14	14.0	14	0					D. Beebe	1	29	29.0	29	0				
Total	19	215	11.3	27	1					M. Chmura	1	15	15.0	15	0				
										Total	19	292	15.4	66	2				
INTERCEPTIONS	NO	YDS	AVG	LG	TD					INTERCEPTIONS	NO	YDS	AVG	LG	TD				
S. Mills	1	10	10.0	10	0					C. Newsome	1	35	35.0	35	0				
Total	1	10	10.0	10	0					T. Williams	1	0	0.0	0	0				
										Total	2	35	17.5	35	0				
PUNTING	NO	YDS	AVG	TB	IN20	LG				PUNTING	NO	YDS	AVG	TB	IN20	LG			
R. Stark	5	180	36.0	1	1	42				C. Hentrich	2	72	36.0	1	0	40			
Total	5	180	36.0	1	1	42				Total	2	72	36.0	1	0	40			
PUNT RETURNS	NO	YDS	AVG	FC	LG	TD				PUNT RETURNS	NO	YDS	AVG	FC	LG	TD			
W. Oliver	1	4	4.0	0	4	0				D. Howard	1	3	3.0	0	3	0			
(TOUCHBACK)	1	0	0.0	0	0	0				M. Prior	0	0	0.0	1	0	0			
										(DOWNED)	1	0	0.0	0	0	0			
										(OUT OF BOUNDS)	1	0	0.0	0	0	0			
Returns	1	4	4.0	0	4	0				(TOUCHBACK)	1	0	0.0	0	0	0			
										Returns	1	3	3.0	1	3	0			
KICKOFF RETURNS	NO	YDS	AVG	FC	LG	TD				KICKOFF RETURNS	NO	YDS	AVG	FC	LG	TD			
M. Bates	4	59	14.8	0	21	0				D. Howard	4	104	26.0	0	49	0			
S. Greene	1	14	14.0	0	14	0													
W. Oliver	1	13	13.0	0	13	0													
M. Baker	1	0	0.0	0	0	0													
Returns	7	86	12.3	0	21	0				Returns	4	104	26.0	0	49	0			
FUMBLES	Fum	Own Rec.	Yds	TD	FF	Opp. Rec.	Yds	TD	Out Bnds	FUMBLES	Fum	Own Rec.	Yds	TD	FF	Opp. Rec.	Yds	TD	Out Bnds
L. Lathon	0	0	0	0	0	1	0	0	0	B. Favre	1	0	0	0	0	0	0	0	0
B. Maxie	0	0	0	0	1	0	0	0	0	D. Levens	1	1	0	0	0	0	0	0	0
W. Green	1	0	0	0	0	0	0	0	1	D. Evans	0	0	0	0	1	0	0	0	0
A. Johnson	1	0	0	0	0	0	0	0	0	Gi Brown	0	0	0	0	1	0	0	0	0
										L. Butler	0	0	0	0	1	0	0	0	0
Total	2	1	0	0	1	1	0	0	1	Total	2	1	0	0	2	1	0	0	0

FINAL TEAM STATISTICS

	VISITOR PANTHERS									HOME PACKERS							
TOTAL FIRST DOWNS	12								TOTAL RETURN YARDAGE (Not Including Kickoffs)	14							
By Rushing	1								No. and Yards Punt Returns	1-4							
By Passing	11								No. and Yards Kickoff Returns	7-86							
By Penalty	0								No. and Yards Interception Returns	1-10							
THIRD DOWN EFFICIENCY	5-13-38%								PENALTIES Number and Yards	4-25							
FOURTH DOWN EFFICIENCY	0-0-0%								FUMBLES Number and Lost	2-1							
TOTAL NET YARDS	251								TOUCHDOWNS	1							
Total Offensive Plays (inc. times thrown passing)	53								Rushing	0							
Average gain per offensive play	4.7								Passing	1							
NET YARDS RUSHING	45								EXTRA POINTS Made-Attempts	1-1							
Total Rushing Plays	14								Kicking Made-Attempts	1-1							
Average gain per rushing play	3.2								FIELD GOALS Made-Attempts	2-2							
NET YARDS PASSING	206								SAFETIES	0							
Times thrown – yards lost attempting to pass	2-9								FINAL SCORE	13							
Gross yards passing	215								TIME OF POSSESSION	21:57							
PASS ATTEMPTS-COMPLETIONS-HAD INTERCEPTED	37-19-2									38-03							
Average gain per pass play (inc. # thrown passing)	5.3																
KICKOFFS Number-In End Zone-Touchbacks	4-0-0																
PUNTS Number and Average	5-36																
Had Blocked	0																
FGs – PATs Had Blocked	0-0																

DEFENSIVE STATISTICS (based on coaches' film review)

Player	TT	S	A	S-yds	I-yds	PD	FF	FR	Player	TT	S	A	S-yds	I-yds	PD	FF	FR
S. Mills	14	5	9	0-0	1-10	1	0	0	T. Poole	4	4	0	0-0	0-0	1	0	0
K. Greene	7	4	3	0-0	0-0	0	0	0	R. Smith	3	3	0	0-0	0-0	0	0	0
G. Kragen	7	4	3	0-0	0-0	0	0	0	T. Cook	2	1	1	0-0	0-0	0	0	0
B. Maxie	7	1	6	0-0	0-0	0	1	0	C. Cota	1	0	1	0-0	0-0	0	0	0
P. Terrell	6	6	0	0-0	0-0	0	0	0	Total	81	51	30	1-14	1-10	3	1	1
M. Fox	6	4	2	0-0	0-0	0	0	0									
C. Bailey	5	5	0	0-0	0-0	0	0	0									

POSTSEASON HISTORY

NFC WILD CARD PLAYOFFS
CAROLINA 29 – DALLAS 10

January 3, 2004
Ericsson Stadium • Charlotte, NC

WEATHER: Partly Cloudy, 63°, Wind SSW 9 mph - ATTENDANCE: 72,324 - TIME: 2:56

Behind a dominating defense, Carolina defeated the Dallas Cowboys, 29-10, at Ericsson Stadium to reach the second-round of the playoffs for the first time since the 1996 season. The Panthers held the Cowboys to 204 yards of total offense while not committing any penalties or turnovers.

Quarterback Jake Delhomme completed 18-of-29 passes for 273 yards and a touchdown, running back Stephen Davis rushed 26 times for 104 yards, wide receiver Steve Smith caught five passes for 135 yards and a touchdown, and kicker John Kasay converted on all five of his field goal attempts.

On Carolina's third play from scrimmage, Delhomme hit Smith in the flat, and Smith raced 70 yards to the Cowboys one-yard line. Four plays later, Kasay booted his first field goal from 18 yards out, and the Panthers never looked back.

Carolina took advantage of field position later in the first quarter as Kasay made his second field goal, this time from 38 yards,

to give the Panthers a 6-0 lead. In the second quarter, Carolina started another drive in Dallas territory, and Davis rambled 23 yards for a touchdown to give the Panthers a 13-0 lead.

Cowboys kicker Billy Cundiff put Dallas on the board with a 37-yard field goal late in the second quarter. Carolina got one more field goal from Kasay to close out the first half leaving the score 16-3 at the break.

The Panthers added a 32-yard Delhomme-to-Smith touchdown pass and Kasay's fourth field goal to stretch the lead to 26-3 before Dallas answered with a nine-yard touchdown run by quarterback Quincy Carter. Kasay's fifth field goal with 3:12 remaining provided the final margin.

Panthers middle linebacker Dan Morgan led the defense with 12 tackles, while Al Wallace, Kris Jenkins and Reggie Howard contributed a sack a piece. Davis posted his eighth 100-yard rushing game of the season.

OFFICIALS

Referee — Walt Coleman (65) Umpire — Butch Hannah (40) Head Linesman — Paul Weidner (87) Line Judge — Ron Phares (10)
Field Judge — Scott Stenson (88) Side Judge — Dave Wyant (16) Back Judge — Perry Paganelli (46) Replay — Ted Campbell

STARTING LINEUPS

Dallas Cowboys						Carolina Panthers					
Offense			Defense			Offense			Defense		
WR	84	J. Galloway	LDE	98	G. Ellis	WR	87	M. Muhammad	LDE	90	J. Peppers
TE	82	J. Witten	LDT	99	W. Blade	LT	81	T. Steussie	LDT	99	B. Buckner
LT	76	F. Adams	RDT	97	L. Glover	LG	78	J. James	RDT	77	K. Jenkins
LG	73	L. Allen	RDE	96	E. Ekuban	C	60	J. Mitchell	RDE	93	M. Rucker
C	68	M. Lehr	SLB	51	A. Singleton	RG	65	K. Donnalley	SLB	53	G. Favors
RG	65	A. Gurode	MLB	59	D. Nguyen	RT	69	J. Gross	MLB	55	D. Morgan
RT	78	K. Vollers	WLB	52	D. Coakley	TE	84	J. Wiggins	WLB	54	W. Witherspoon
TE	86	D. Campbell	LCB	41	T. Newman	WR	89	S. Smith	LCB	24	R. Manning
WR	83	T. Glenn	RCB	27	M. Edwards	QB	17	J. Delhomme	RCB	23	R. Howard
QB	17	Q. Carter	SS	28	D. Woodson	FB	45	B. Hoover	SS	30	M. Minter
RB	42	T. Hambrick	FS	31	R. Williams	RB	48	S. Davis	FS	27	D. Grant

CAROLINA SUBSTITUTIONS: K 4 J. Kasay, P 10 T. Sauerbrun, RB 20 D. Foster, CB 21 T. Cousin, S 28 C. Branch, CB 29 D. Wesley, RB 32 R. Smart, RB 37 N. Goings, S 40 J. Cooper, LB 50 V. Ciurciu, LB 52 B. Allen, LB 56 J. Kyle, LB 57 L. Towns, T 71 M. Willig, G 72 B. Nelson, WR 81 R. Proehl, WR 85 K. Dyson, TE 86 K. Mangum, WR 88 K. Hantton, DE 96 A. Wallace, DE 97 K. Rasmussen, DT 98 S. Burton. DID NOT PLAY: QB 9 R. Peete INACTIVE: QB 16 C. Weinke, CB 31 W. Hampton, S 42 T. Tillman, TE 47 M. Battaglia, OL 76 T. Reyes, G 79 D. Brzezinski, DT 94 K. Moorehead.

		1	2	3	4	OT	TOTAL	FIELD GOALS (made() & missed)	
VISITOR	Dallas Cowboys	0	3	0	7	—	10	B. Cundiff (37)	
HOME	Carolina Panthers	6	10	7	6	—	29	J. Kasay (18) (38) (19) (32) (34)	
Team	Qtr	Clock Time	PLAY DESCRIPTION (Extra Point) (Drive Info)					SCORE	
								Visitor	Home
PANTHERS	1	8:40	J. Kasay 18 yd. Field Goal (7-77, 3:47)					0	3
PANTHERS	1	1:02	J. Kasay 38 yd. Field Goal (7-21, 1:57)					0	6
PANTHERS	2	6:10	S. Davis 23 yd. run (J. Kasay kick) (8-51, 3:49)					0	13
COWBOYS	2	1:12	B. Cundiff 37 yd. Field Goal (10-59 4:58)					3	13
PANTHERS	2	0:01	J. Kasay 19 yd. Field Goal (6-71, 1:11)					3	16
PANTHERS	3	9:44	S. Smith 32 yd. pass from J. Delhomme (J. Kasay kick) (4-63,1:28)					3	23
PANTHERS	4	12:45	J. Kasay 32 yd. Field Goal (10-46, 5:43)					3	26
COWBOYS	4	7:36	Q. Carter 9 yd. run (B. Cundiff kick) (9-47, 5:09)					10	26
PANTHERS	4	3:12	J. Kasay 34 yd. Field Goal (4-—5, 1:47)					10	29

POSTSEASON HISTORY

FINAL INDIVIDUAL STATISTICS

Dallas Cowboys										Carolina Panthers									
	ATT	YDS	AVG	LG	TD						ATT	YDS	AVG	LG	TD				
RUSHING																			
T. Hambrick	8	29	3.6	16	0						26	104	4.0	23t	1				
Q. Carter	4	25	6.3	9t	0						1	6	6.0	6	0				
R. Anderson	6	18	3.0	5	0						1	1	1.0	1	0				
Total	18	72	4.0	16	1						34	107	3.1	23t	1				
PASSING	ATT	CMP	YDS	SK/YD	TD	LG	IN	RTG.		PASSING	ATT	CMP	YDS	SK/YD	TD	LG	IN	RTG.	
Q. Carter	36	21	154	3/22	0	28	1	56.9		J. Delhomme	29	18	273	1/0	1	70	0	104.5	
Total	36	21	154	3/22	0	28	1	56.9		Total	29	18	273	1/0	1	70	0	104.5	
PASS RECEIVING										PASS RECEIVING									
R. Anderson			7		20	2.9	12	0		S. Smith			5		135	27.0	70	1	
J. Galloway			4		59	14.8	28	0		M. Muhammad			4		103	25.8	57	0	
T. Glenn			4		38	9.5	21	0		B. Hoover			2		13	6.5	7	0	
J. Witten			4		30	7.5	12	0		D. Foster			2		12	6.0	12	0	
A. Bryant			1		4	4.0	4	0		J. Wiggins			2		1	0.5	6	0	
T. Hambrick			1		3	3.0	3	0		R. Proehl			1		7	7.0	7	0	
Total			21		154	7.3	28	0		S. Davis			1		2	2.0	2	0	
										K. Mangum			1		0	0.0	0	0	
										Total			18		273	15.2	70	1	
INTERCEPTIONS										INTERCEPTIONS									
			NO		YDS	AVG	LG	TD					NO		YDS	AVG	LG	TD	
J. Peppers			1		34	34.0	34	0		J. Peppers			1		34	34.0	34	0	
Total			0		0	0.0	0	0		Total			1		34	34.0	34	0	
PUNTING			NO		YDS	AVG	TB	IN20	LG	PUNTING			NO		YDS	AVG	TB	IN20	LG
T. Gowan			7		252	38.0	0	1	51	T. Sauerbrun			5		242	48.4	1	0	59
Total			7		252	38.0	0	1	51	Total			5		242	48.4	1	0	59
PUNT RETURNS			NO		YDS	AVG	FC	LG	TD	PUNT RETURNS			NO		YDS	AVG	FC	LG	TD
J. Galloway			4		22	5.5	0	10	0	S. Smith			3		13	4.3	1	7	0
[TOUCHBACK]			1		0	0.0	0	0	0	(DOWNED)			2		0	0.0	0	0	0
Returns			4		22	5.5	0	10	0	(OUT OF BOUNDS)			1		0	0.0	0	11	0
										Returns			3		13	4.3	1	7	0
KICKOFF RETURNS			NO		YDS	AVG	FC	LG	TD	KICKOFF RETURNS			NO		YDS	AVG	FC	LG	TD
M. Bates			7		172	24.6	0	41	0	R. Smart			2		48	24.0	0	26	0
T. Walter			1		7	7.0	0	7	0	S. Smith			1		11	11.0	0	11	0
Returns			8		179	22.4	0	41	0	Returns			3		59	19.7	0	26	0
FUMBLES	Fum	Own Rec.	Yds	TD	FF	Opp. Rec.	Yds	TD	Out Bnds	FUMBLES	Fum	Own Rec.	Yds	TD	FF	Opp. Rec.	Yds	TD	Out Bnds
R. Anderson	1	0	0	0	0	0	0	0	0	M. Muhammad	1	1	0	0	0	0	0	0	0
R. Williams	0	0	0	0	1	0	0	0	0	W. Witherspoon	0	0	0	0	1	0	0	0	0
Total	1	0	0	0	1	0	0	0	0	M. Minter	0	0	0	0	1	0	0	0	0
										Total	1	1	0	0	1	1	0	0	0

FINAL TEAM STATISTICS

	VISITOR COWBOYS	HOME PANTHERS		VISITOR COWBOYS	HOME PANTHERS
TOTAL FIRST DOWNS	10	16	FGs – PATs Had Blocked	0-0	0-0
By Rushing	3	6	Net punting average	34.1	40.0
By Passing	7	9	TOTAL RETURN YARDAGE (Not Including Kickoffs)	22	47
By Penalty	0	1	No. and Yards Punt Returns	4-22	3-13
THIRD DOWN EFFICIENCY	3-14-21%	6-15-40%	No. and Yards Kickoff Returns	8-179	3-59
FOURTH DOWN EFFICIENCY	2-3-67%	0-0-0%	No. and Yards Interception Returns	0-0	1-34
TOTAL NET YARDS	204	380	PENALTIES Number and Yards	2-11	0-0
Total Offensive Plays (inc. times thrown passing)	57	64	FUMBLES Number and Lost	1-1	1-0
Average gain per offensive play	3.6	5.9	TOUCHDOWNS	1	2
NET YARDS RUSHING	72	107	Rushing	1	1
Total Rushing Plays	18	34	Passing	0	1
Average gain per rushing play	4.0	3.1	EXTRA POINTS Made-Attempts	1-1	2-2
Tackles for a loss – number and yards	1-2	4-8	Kicking Made-Attempts	1-1	2-2
NET YARDS PASSING	132	273	FIELD GOALS Made-Attempts	1-1	5-5
Times thrown – yards lost attempting to pass	3-22	1-0	RED ZONE EFFICIENCY	1-2-50%	0-4-0%
Gross yards passing	154	273	GOAL TO GO EFFICIENCY	0-0-0%	0-2-0%
PASS ATTEMPTS-COMPLETIONS-HAD INTERCEPTED	36-21-1	29-18-0	SAFETIES	0	0
Average gain per pass play (inc. # thrown passing)	3.4	9.1	FINAL SCORE	10	29
KICKOFFS Number-In End Zone-Touchbacks	3-0-0	8-0-0	TIME OF POSSESSION	25:37	34:23
PUNTS Number and Average	7-36.0	5-48.4			
Had Blocked	0	0			

DEFENSIVE STATISTICS (based on coaches' film review)

Player	TT	S	A	S-yds	I-yds	PD	FF	FR	Player	TT	S	A	S-yds	I-yds	PD	FF	FR
D. Morgan	12	7	5	0-0	0-0	1	0	0	B. Buckner	2	1	1	0-0	0-0	1	0	0
R. Howard	9	5	4	1-9	0-0	0	0	0	K. Jenkins	2	2	0	1-4	0-0	1	0	0
W. Witherspoon	8	7	1	0-0	0-0	1	1	0	J. Peppers	2	1	1	0-0	1-34	0	0	0
G. Favors	7	4	3	0-0	0-0	1	0	0	T. Cousin	2	2	0	0-0	0-0	0	0	0
M. Minter	6	2	4	0-0	0-0	3	0	1	A. Wallace	2	0	2	1-9	0-0	0	0	0
M. Rucker	4	3	1	0-0	0-0	0	0	0	C. Branch	1	1	0	0-0	0-0	0	0	0
S. Burton	3	1	2	0-0	0-0	0	0	0	Total	66	40	26	3-22	1-34	10	1	1
D. Grant	3	2	1	0-0	0-0	0	0	0									
R. Manning	3	2	1	0-0	0-0	2	0	0									

POSTSEASON HISTORY

NFC DIVISIONAL PLAYOFFS

CAROLINA 29 – ST. LOUIS 23 (2 OT)

January 10, 2004
Edward Jones Dome • St. Louis, MO

WEATHER: Played Indoors on Artificial Turf - ATTENDANCE: 66,165 - TIME: 4:06

The Panthers defeated the host St. Louis Rams 29-23 in double overtime at the Edward Jones Dome to earn their second trip to the NFC Championship Game. Steve Smith took a pass from Jake Delhomme and sprinted to a game-winning touchdown to close out the game, the fifth-longest in NFL history and the longest ever for the Panthers.

The Carolina defense held the Rams to two field goals in the first half before Panthers wide receiver Muhsin Muhammad recovered a deflected lateral by Delhomme in the end zone for a touchdown. Each team added a field goal each to give the Panthers a one-point lead at the half, 10-9.

The Panthers built an 11-point lead in the fourth quarter off a Brad Hoover touchdown and John Kasay field goal, but the Rams scored 11 points in the last 2:39 of regulation to force overtime.

The Panthers took the opening drive of overtime to the St. Louis 22-yard line, but a delay-of-game penalty canceled Kasay's successful 40-yard field goal. Kasay then missed the second attempt three plays later from 45 yards out.

The Rams drove to the Carolina 35-yard line on their first possession in overtime, but kicker Jeff Wilkins, who had already made five field goals, was inches short on a 53-yard attempt.

The Rams then drove to the Panthers 38-yard line on their ensuing possession when cornerback Ricky Manning Jr. outrestled Rams receiver Torry Holt for the ball and came down with the interception.

Facing third-and-14 from their own 31-yard line on the first play of the second overtime, Delhomme hit Smith on a slant pattern for 69 yards and the game-winning points.

The Panthers outgained the Rams 485 yards to 380, including 216 to 64 in rushing yardage. They won the time of possession battle 41:06 to 34:04 and held the Rams to just six possessions and 12 points through the first three quarters.

Delhomme completed 16-of-26 passes for 290 yards, with one touchdown and one interception for a quarterback rating of 96.6. Running back DeShaun Foster stepped in for an injured Stephen Davis, who left the game in the second quarter, and contributed 95 yards on 21 carries.

OFFICIALS

Referee — Mike Carey (94) Umpire — Carl Paganelli (124) Head Linesman — Tony Veteri (36) Line Judge — Gary Arthur (108)
Field Judge — Bill Lovett (98) Side Judge — Laird Hayes (125) Back Judge — Tony Steratore (112) Replay — Al Hynes

STARTING LINEUPS

Carolina Panthers

Offense		Defense	
WR	87 M. Muhammad	LDE	90 J. Peppers
LT	75 T. Steussie	LDT	99 B. Buckner
LG	78 J. James	RDT	77 K. Jenkins
C	60 J. Mitchell	RDE	93 M. Rucker
RG	65 K. Donnalley	SLB	53 G. Favors
RT	69 J. Gross	MLB	55 D. Morgan
TE	86 K. Mangum	WLB	54 W. Witherspoon
WR	89 S. Smith	LCB	24 R. Manning
QB	17 J. Delhomme	RCB	23 R. Howard
WR	81 R. Proehl	SS	30 M. Minter
RB	48 S. Davis	FS	27 D. Grant

St. Louis Rams

Offense		Defense	
WR	81 T. Holt	LE	92 M. Strahan
LT	76 O. Pace	LT	97 C. Griffint
LG	67 A. McCollum	RT	75 K. Hamilton
C	64 D. Wohlabough	RE	99 K. Washington
RG	62 A. Timmerman	SLB	53 S. Short
RT	68 K. Turley	MLB	58 M. Barrow
TE	86 V. Shiancoe	WLB	55 D. Jones
WR	85 D. Tyree	LCB	31 I. Charlton
QB	3 J. Palmer	RCB	41 F. Walker
RB	21 T. Barber	SS	37 J. Harris
FB	20 J. Finn	FS	23 O. Stoutmire

CAROLINA SUBSTITUTIONS: K 4 J. Kasay, P 10 T. Sauerbrun, RB 20 D. Foster, CB 21 T. Cousin, S 28 C. Branch, CB 29 D. Wesley, RB 32 R. Smart, RB 37 N. Goings, S 42 T. Tillman, FB 45 B. Hoover, LB 50 V. Ciurciu, LB 52 B. Allen, LB 56 J. Kyle, LB 57 L. Towns, T 71 M. Willig, G 72 B. Nelson, TE 84 J. Wiggins, WR 85 K. Dyson, WR 88 K. Hankton, DE 96 A. Wallace, DE 97 K. Rasmussen, 98 S. Burton. DID NOT PLAY: QB 9 R. Peete. INACTIVE: QB 16 C. Weinke, CB 31 W. Hampton, S 40 J. Cooper, TE 47 M. Battaglia OL 76 T. Reyes, G 79 D. Brzezinski, WR 80 E. Baker, DT 94 K. Morehead,

		1	2	3	4	OT	TOTAL	FIELD GOALS (made() & missed)	
VISITOR	Carolina Panthers	0	10	6	7	6	29	J. Kasay (45) (52) (34) 53LU 45WR	
HOME	St. Louis Rams	3	6	3	11	0	23	J. Wilkins (20) (26) (24) (51) (33) 53SH	
Team	Qtr	Clock Time	PLAY DESCRIPTION (Extra Point) (Drive Info)					SCORE	
								Visitor	Home
RAMS	1	5:34	J. Wilkins 20 yd. Field Goal (11-81, 6:37)					0	3
RAMS	2	13:46	J. Wilkins 26 yd. Field Goal (6-17, 2:15)					0	6
PANTHERS	2	11:22	M. Muhammad fumble recovery in end zone (J. Kasay kick) (6-68, 2:04)					7	6
RAMS	2	6:58	J. Wilkins 24 yd. Field Goal (8-48, 4:24)					7	9
PANTHERS	2	1:07	J. Kasay 45 yd. Field Goal (9-32, 5:51)					10	9
RAMS	3	11:25	J. Wilkins 51 yd. Field Goal (8-42, 3:35)					10	12
PANTHERS	3	7:45	J. Kasay 52 yd. Field Goal (7-49, 3:40)					13	12
PANTHERS	3	0:43	J. Kasay 34 yd. Field Goal (13-64, 6:29)					16	12
PANTHERS	4	8:50	B. Hoover 7 yd. run (J. Kasay kick) (7-73, 4:18)					23	12
RAMS	4	2:39	M. Faulk 1 yd. run (M. Bulger-D. Looker pass) (15-57, 3:50)					23	20
RAMS	4	0:00	J. Wilkins 33 yd. Field Goal (5-43, 2:29)					23	23
PANTHERS	6	14:50	S. Smith 69 yd. pass from J. Delhomme (3-65, 1:11)					29	23

POSTSEASON HISTORY

FINAL INDIVIDUAL STATISTICS

Carolina Panthers											St. Louis Rams															
RUSHING		ATT	YDS	AVG	LG	TD						RUSHING		ATT	YDS	AVG	LG	TD								
D. Foster		21	95	4.5	17	0						M. Faulk		19	53	2.8	8	1								
S. Davis		6	86	14.3	64	0						M. Bulger		4	11	2.8	7	0								
N. Goings		6	22	3.7	9	0																				
B. Hoover		2	9	4.5	7	1																				
S. Smith		1	7	7.0	7	0																				
M. Muhammad		1	3	3.0	3	0																				
J. Delhomme		4	-6	-1.5	2	0																				
Total		41	216	5.3	64	1						Total	23	64	2.8	8	1									
PASSING		ATT	CMP	YDS	SK/YD	TD	LG	IN	RTG.						PASSING		ATT	CMP	YDS	SK/YD	TD	LG	IN	RTG.		
J. Delhomme		26	16	290	3/21	1	69	1	96.6						M. Bulger		46	27	332	2/16	0	28	3	53.9		
S. Smith		1	0	0	0/0	0	0	0	38.6						Total		46	27	332	2/16	0	28	3	53.9		
Total		27	16	290	3/21	1	69	1	93.1																	
PASS RECEIVING		NO		YDS	AVG	LG	TD						PASS RECEIVING		NO		YDS	AVG	LG	TD						
S. Smith		6		163	27.2	69	1						M. Faulk		9		78	8.7	25	0						
M. Muhammad		5		70	14.0	24	0						I. Bruce		7		116	16.6	26	0						
B. Hoover		2		16	8.0	11	0						M. Furrey		4		30	7.5	10	0						
J. Wiggins		1		21	21.0	21	0						D. Looker		2		31	15.5	24	0						
N. Goings		1		12	12.0	12	0						T. Holt		2		21	10.5	13	0						
D. Foster		1		8	8.0	8	0						C. Cleeland		1		28	28.0	28	0						
													B. Manumaleuna		1		19	19.0	19	0						
													J. Goodspeed		1		9	9.0	9	0						
Total		16		290	18.1	69	1						Total		27		332	12.3	28	3						
INTERCEPTIONS		NO		YDS	AVG	LG	TD						INTERCEPTIONS		NO		YDS	AVG	LG	TD						
D. Grant		1		16	16.0	16	0						T. Polley		1		37	37.0	37	0						
R. Manning		1		0	0.0	0	0																			
M. Minter		1		-1	-1.0	-1	0																			
Total		3		15	5.0	16	0						Total		1		37	37.0	37	0						
PUNTING		NO	YDS	AVG	TB	IN20	LG						PUNTING		NO	YDS	AVG	TB	IN20	LG						
T. Sauerbrun		2	73	36.5	0	2	40						S. Landeta		1	46	46.0	0	46	46						
Total		2	73	36.5	0	2	40						Total		1	46	46.0	0	46	46						
PUNT RETURNS		NO		YDS	AVG	FC	LG	TD						PUNT RETURNS		NO		YDS	AVG	FC	LG	TD				
S. Smith		0		0	0.0	1	0	0						D. Looker		0		0	0.0	1	0	0				
														M. Furrey		0		0	0.0	1	0	0				
Returns		0		0	0.0	1	0	0						Returns		0		0	0.0	2	0	0				
KICKOFF RETURNS		NO		YDS	AVG	FC	LG	TD						KICKOFF RETURNS		NO		YDS	AVG	FC	LG	TD				
R. Smart		5		123	24.6	0	30	0						A. Harris		5		124	24.8	0	33	0				
B. Hoover		1		19	19.0	0	19	0						(TOUCHBACK)		1		0	0.0	0	0	0				
Returns		6		142	23.7	0	30	0						Returns		5		124	24.8	0	33	0				
FUMBLES		Fum	Own Rec.	Yds	TD	FF	Opp. Rec.	Yds	TD	Bnds						FUMBLES		Fum	Own Rec.	Yds	TD	FF	Opp. Rec.	Yds	TD	Bnds
J. Delhomme		1	0	0	0	0	0	0	0	0						L. Little		0	0	0	0	1	0	0	0	0
M. Muhammad		0	1	0	1	0	0	0	0	0																
Total		1	1	0	1	0	0	0	0	0						Total		0	0	0	0	1	0	0	0	0

FINAL TEAM STATISTICS

TOTAL FIRST DOWNS	24	23	FGs -- PATs Had Blocked	0-0	0-0
By Rushing	10	4	Net punting average	36.5	46.0
By Passing	12	17	TOTAL RETURN YARDAGE (Not Including Kickoffs)	15	37
By Penalty	2	2	No. and Yards Punt Returns	0-0	0-0
THIRD DOWN EFFICIENCY	9-17-53%	5-13-38%	No. and Yards Kickoff Returns	6-142	5-124
FOURTH DOWN EFFICIENCY	0-0-0%	1-1-100%	No. and Yards Interception Returns	3-15	1-37
TOTAL NET YARDS	485	380	PENALTIES Number and Yards	13-92	5-33
Total Offensive Plays (inc. times thrown passing)	71	71	FUMBLES Number and Lost	1-0	0-0
Average gain per offensive play	6.8	5.4	TOUCHDOWNS	3	1
NET YARDS RUSHING	216	64	Rushing	1	1
Total Rushing Plays	41	23	Passing	1	0
Average gain per rushing play	5.3	2.8	Fumbles	1	0
Tackles for a loss -- number and yards	8-23	1-1	EXTRA POINTS Made-Attempts	2-2	1-1
NET YARDS PASSING	269	316	Kicking Made-Attempts	2-2	0-0
Times thrown -- yards lost attempting to pass	3-21	2-16	Passing Made-Attempts	0-0	1-1
Gross yards passing	290	332	FIELD GOALS Made-Attempts	3-5	5-6
PASS ATTEMPTS-COMPLETIONS-HAD INTERCEPTED	27-16-1	46-27-3	RED ZONE EFFICIENCY	2-3-67%	1-5-20%
Average gain per pass play (inc. # thrown passing)	9.0	6.6	GOAL TO GO EFFICIENCY	2-2-100%	1-2-50%
KICKOFFS Number-In End Zone-Touchbacks	6-1-1	7-2-0	SAFETIES	0	0
PUNTS Number and Average	2-36.5	1-46.0	FINAL SCORE	29	23
Had Blocked	0	0	TIME OF POSSESSION	41:06	34:04

DEFENSIVE STATISTICS (based on coaches' film review)

Player	TT	S	A	S-yds	I-yds	PD	FF	FR	Player	TT	S	A	S-yds	I-yds	PD	FF	FR
M. Minter	13	10	3	0-0	1--1	0	0	0	M. Rucker	3	2	1	0-0	0-0	0	0	0
D. Grant	11	7	4	0-0	1-16	1	0	0	G. Favors	3	2	1	1-6	0-0	0	0	0
R. Howard	8	6	2	0-0	0-0	0	0	0	K. Jenkins	2	2	0	0-0	0-0	0	0	0
R. Manning	8	5	3	0-0	1-0	1	0	0	S. Burton	2	2	0	0-0	0-0	0	0	0
D. Morgan	8	4	4	0-0	0-0	0	0	0	D. Wesley	2	2	0	0-0	0-0	0	0	0
J. Peppers	6	4	2	1-10	0-0	2	0	0	B. Allen	1	1	0	0-0	0-0	0	0	0
B. Buckner	5	4	1	0-0	0-0	1	0	0	Total	81	54	27	2-16	3-15	5	0	0
T. Cousin	5	1	4	0-0	0-0	0	0	0									
W. Witherspoon	4	2	2	0-0	0-0	0	0	0									

POSTSEASON HISTORY

NFC CHAMPIONSHIP
CAROLINA 14 – PHILADELPHIA 3

January 18, 2004
Lincoln Financial Field • Philadelphia, PA

WEATHER: Mostly Cloudy, 33°, Wind WNW 19 mph - ATTENDANCE: 67,862 - TIME: 2:58

In just their ninth season of existence, the Panthers claimed a bid to Super Bowl XXXVIII by defeating the Philadelphia Eagles 14-3 at Lincoln Financial Field in the NFC Championship game. Carolina took advantage of four interceptions, three by rookie cornerback Ricky Manning, to hold the Philadelphia offense to only one field goal.

The first quarter was scoreless as both teams punted twice. Early in the second quarter, a Carolina fumble was recovered by Jermaine Wiggins to gain the first down and allow the Panthers to continue what would be the first scoring drive of the game.

On first-and-10 from the Philadelphia 24-yard line, Delhomme hit wide receiver Muhsin Muhammad in the end zone for the score. A John Kasay PAT kick gave the Panthers a 7-0 lead.

The Eagles answered with a 14-play, 44-yard drive that culminated with a 41-yard field goal by David Akers. The Eagles were driving again in the final two minutes of the half when Manning grabbed his first interception.

On the opening drive of the second half, the Eagles drove to the

Panthers 18-yard line, but Manning again came up with the big play, intercepting Donovan McNabb at the 14-yard line.

A hit by Mike Minter on Eagles wide receiver James Thrash enabled Manning to record his third interception and put the Panthers in position for their final score. With 4:18 remaining in the third quarter, running back DeShaun Foster produced the game's second touchdown, breaking five tackles and reaching over the goal line on a one-yard run.

The Eagles went three-and-out on their final two possessions of the third quarter, and their final threat ended midway through the fourth quarter when backup quarterback Koy Detmer, who replaced an injured McNabb, was intercepted by Dan Morgan at the Carolina 11-yard line to thwart the Eagles final significant scoring opportunity.

Morgan led Carolina with 13 tackles and one interception while Brentson Buckner contributed 1.5 sacks. Running back Stephen Davis added 76 yards on 19 carries as the Panthers rushed for a total of 155 yards.

OFFICIALS

Referee — Bernie Kukar (86) Umpire — Bill Schuster (129) Head Linesman — Mark Baltz (26) Line Judge — Tom Barnes (55)
Field Judge — Steve Zimmer (33) Side Judge — Tom Hill (97) Back Judge — Jim Howey (37) Replay — Dean Blandino

STARTING LINEUPS

Carolina Panthers						Philadelphia Eagles					
Offense			Defense			Offense			Defense		
WR	87	M. Muhammad	LDE	90	J. Peppers	WR	87	T. Pinkston	LDE	98	B. Whiting
LT	75	T. Steussie	LDT	99	B. Buckner	LT	72	T. Thomas	LDT	90	C. Simon
LG	78	J. James	RDT	77	K. Jenkins	LG	76	J. Welbourn	RDT	97	D. Walker
C	60	J. Mitchell	RDE	93	M. Rucker	C	63	H. Fraley	RDE	94	N.D. Kalu
RG	65	K. Donnalley	CB	21	T. Cousin	RG	66	B. Williams	WILL	54	N.Wayne
RT	69	J. Gross	MLB	55	D. Morgan	RT	69	J. Runyan	MLB	53	M.Simoneau
TE	86	K. Mangum	WLB	54	W. Witherspoon	TE	89	C. Lewis	SAM	58	Ik. Reese
WR	89	S. Smith	LCB	24	R. Manning	WR	80	J. Thrash	LCB	23	T. Vincent
QB	17	J. Delhomme	RCB	23	R. Howard	RB	34	R. Mahe	RCB	21	B. Taylor
TE	84	J. Wiggins	SS	30	M. Minter	RB	22	D. Staley	SS	32	M. Lewis
RB	48	S. Davis	FS	27	D. Grant	QB	5	D. McNabb	FS	20	B. Dawkins

CAROLINA SUBSTITUTIONS: K 4 J. Kasay, P 10 T. Sauerbrun, RB 20 D. Foster, S 28 C. Branch, CB 29 D. Wesley, RB 32 R. Smart, RB 37 N. Goings, S 40 J. Cooper, FB 45 B. Hoover, LB 50 V. Ciurciu, LB 52 B. Allen, LB 53 G. Favors, LB 56 J. Kyle, LB 57 L. Towns, T 71 M. Willig, G 72 B. Nelson, WR 81 R. Proehl, WR 85 K. Dyson, WR 88 K. Hankton, DE 96 A. Wallace, DE 97 K. Rasmussen, 98 S. Burton. DID NOT PLAY: QB 9 R. Peete. INACTIVE: QB 16 C. Weinke, CB 31 W. Hampton, S 42 T. Tillman, TE 47 M. Battaglia OL 76 T. Reyes, G 79 D. Brzezinski, WR 80 E. Baker, DT 94 K. Morehead.

		1	2	3	4	OT	TOTAL	FIELD GOALS (made() & missed)	
VISITOR	Carolina Panthers	0	7	7	0	-	14		
HOME	Philadelphia Eagles	0	3	0	0	-	3	J. Akers (41)	
		Clock Time	PLAY DESCRIPTION (Extra Point) (Drive Info)					SCORE	
Team	Qtr							Visitor	Home
PANTHERS	2	10:12	M. Muhammad 24 yd. pass from J. Delhomme (J. Kasay kick) (8-79, 4:48)					7	0
EAGLES	2	2:56	J. Akers 41 yd. Field Goal (14-44, 7:16)					0	3
PANTHERS	3	4:11	D. Foster 1 yd. run (J. Kasay kick) (4-37, 2:07)					14	3

POSTSEASON HISTORY

FINAL INDIVIDUAL STATISTICS

Carolina Panthers										Philadelphia Eagles									
RUSHING										RUSHING									
	ATT	YDS	AVG	LG	TD						ATT	YDS	AVG	LG	TD				
S. Davis	19	76	4.0	15	0					D. Staley	13	79	6.1	18	0				
D. Foster	14	60	4.3	13	1					C. Buckhalter	11	48	4.4	9	0				
J. Delhomme	4	7	1.8	10	0					D. McNabb	2	10	5.0	9	0				
M. Muhammad	1	5	5.0	5	0														
R. Smart	1	5	5.0	5	0														
B. Hoover	1	2	2.0	2	0														
Total	40	155	3.9	15	1					Total	26	137	5.3	18	0				
PASSING										PASSING									
	ATT	CMP	YDS	SK/YD	TD	LG	IN	RTG.			ATT	CMP	YDS	SK/YD	TD	LG	IN	RTG.	
J. Delhomme	14	9	101	0/0	1	24	0	109.5		D. McNabb	22	10	100	4/28	0	23	3	13.3	
Total	14	9	101	0/0	1	24	0	109.5		K. Delmer	14	7	88	1/8	0	27	1	40.2	
										Total	36	17	188	5/36	0	27	4	23.6	
PASS RECEIVING										PASS RECEIVING									
	NO	YDS	AVG	LG	TD						NO	YDS	AVG	LG	TD				
S. Smith	3	26	8.7	15	0					C. Lewis	4	69	17.3	27	0				
M. Muhammad	2	39	19.5	24t	1					F. Mitchell	4	38	9.5	12	0				
S. Davis	1	21	21.0	21	0					D. Staley	4	33	8.3	19	0				
B. Hoover	1	6	6.0	6	0					C. Buckhalter	2	26	13.0	23	0				
D. Foster	1	6	6.0	6	0					L. Smith	1	12	12.0	12	0				
N. Goings	1	3	3.0	3	0					J. Thrash	1	9	9.0	9	0				
Total	9	101	11.2	24t	1					J. Ritchie	1	1	1.0	1	0				
										Total	17	188	11.1	27	0				
INTERCEPTIONS										INTERCEPTIONS									
	NO	YDS	AVG	LG	TD						NO	YDS	AVG	LG	TD				
R. Manning	1	15	5.0	13	0														
D. Morgan	1	-2	-2.0	-2	0														
Total	4	13	3.3	13	0					Total	0	0	0.0	0	0				
PUNTING										PUNTING									
	NO	YDS	AVG	TB	IN20	LG					NO	YDS	AVG	TB	IN20	LG			
T. Sauerbrun	7	285	40.7	1	2	59				D. Johnson	4	147	36.8	1	1	54			
J. Kasay	1	21	21.0	0	1	21				Total	4	147	36.8	1	1	54			
Total	8	306	38.3	1	3	59													
PUNT RETURNS										PUNT RETURNS									
	NO	YDS	AVG	FC	LG	TD					NO	YDS	AVG	FC	LG	TD			
S. Smith	0	0	0.0	0	0	0				L. Sheppard	1	11	11.0	0	11	0			
(DOWNED)	1	0	0.0	0	0	0				R. Mahe	1	3	3.0	0	3	0			
(OUT OF BOUNDS)	1	0	0.0	0	0	0				(DOWNED)	4	0	0.0	0	0	0			
(TOUCHBACK)	1	0	0.0	0	0	0				(OUT OF BOUNDS)	1	0	0.0	0	0	0			
Returns	0	0	0.0	1	0	0				(TOUCHBACK)	1	0	0.0	0	0	0			
										Returns	2	14	7.0	2	0	0			
KICKOFF RETURNS										KICKOFF RETURNS									
	NO	YDS	AVG	FC	LG	TD					NO	YDS	AVG	FC	LG	TD			
R. Smart	1	40	40.0	0	40	0				J. Thrash	3	62	20.7	0	21	0			
K. Dyson	1	17	17.0	0	17	0				Returns	3	62	20.7	0	21	0			
Returns	2	57	28.5	0	40	0													
FUMBLES										FUMBLES									
	Fum	Own Rec.	Yds	TD	FF	Rec.	Yds	TD	Bnds		Fum	Own Rec.	Yds	TD	FF	Rec.	Yds	TD	Bnds
D. Foster	1	0	0	0	0	0	0	0	0		L. Sheppard	1	0	0	0	0	0	0	0
J. Wiggins	0	1	0	0	0	0	0	0	0		Q. Mikell	0	0	0	0	0	0	0	0
J. Cooper	0	0	0	0	1	0	0	0	0		Ik. Reese	0	0	0	1	0	0	0	0
Total	1	1	0	0	1	0	0	0	0		Total	1	1	0	1	0	0	0	0

FINAL TEAM STATISTICS

	VISITOR PANTHERS	HOME EAGLES		VISITOR PANTHERS	HOME EAGLES
TOTAL FIRST DOWNS	14	18	Had Blocked	0	
By Rushing	8	8	0		
By Passing	4	7	FGs – PATs Had Blocked	0-0	0-0
By Penalty	1	3	Net punting average	34.0	31.8
THIRD DOWN EFFICIENCY	4-13-31%	2-13-15%	TOTAL RETURN YARDAGE (Not Including Kickoffs)	13	14
FOURTH DOWN EFFICIENCY	0-0-0%	1-2-50%	No. and Yards Punt Returns	0-0	2-14
TOTAL NET YARDS	256	289	No. and Yards Kickoff Returns	2-57	3-62
Total Offensive Plays (inc. times thrown passing)	54	67	No. and Yards Interception Returns	4-13	0-0
Average gain per offensive play	4.7	4.3	PENALTIES Number and Yards	5-35	4-34
NET YARDS RUSHING	155	137	FUMBLES Number and Lost	1-0	1-0
Total Rushing Plays	40	26	TOUCHDOWNS	2	0
Average gain per rushing play	3.9	5.3	Rushing	1	0
Tackles for a loss – number and yards	2-6	0-0	Passing	1	0
NET YARDS PASSING	101	152	EXTRA POINTS Made-Attempts	2-2	0-0
Times thrown – yards lost attempting to pass	0-0	5-36	Kicking Made-Attempts	2-2	0-0
Gross yards passing	101	188	FIELD GOALS Made-Attempts	0-0	1-1
PASS ATTEMPTS-COMPLETIONS-HAD INTERCEPTED	14-9-0	36-17-4	RED ZONE EFFICIENCY	1-1-100%	0-0-0%
Average gain per pass play (inc. # thrown passing)	7.2	3.7	GOAL TO GO EFFICIENCY	1-1-100%	0-2-0%
KICKOFFS Number-In End Zone-Touchbacks	3-0-0	2-1-0	SAFETIES	0	0
PUNTS Number and Average	8-38.3	4-36.8	FINAL SCORE	14	3
			TIME OF POSSESSION	30:11	29:49

DEFENSIVE STATISTICS (based on coaches' film review)

Player	TT	S	A	S-yds	I-yds	PD	FF	FR	Player	TT	S	A	S-yds	I-yds	PD	FF	FR
D. Morgan	12	6	6	0-0	1-2	0	0	0	S. Burton	2	1	1	-5.4	0-0	0	0	0
D. Grant	9	5	4	0-0	0-0	1	0	0	J. Peppers	1	1	0	0-0	0-0	0	0	0
W. Witherspoon	9	5	4	1-7	0-0	0	0	0	G. Favors	1	1	0	0-0	0-0	0	0	0
T. Cousin	8	5	3	0-0	0-0	1	0	0	K. Jenkins	1	0	1	0-0	0-0	0	0	0
M. Minter	6	5	1	-5-7.5	0-2	1	0	0	A. Wallace	1	0	1	-5-7.5	0-0	0	0	0
R. Howard	6	4	2	0-0	0-0	2	0	0	Total	67	40	27	5-36.5	3-13	8	1	0
M. Rucker	4	3	1	1-7	0-0	0	0	0									
B. Buckner	4	2	2	1.5-10.5	0-0	0	0	0									
R. Manning	3	2	1	0-0	3-15	2	0	0									

POSTSEASON HISTORY

SUPER BOWL XXXVIII

NEW ENGLAND 32 – CAROLINA 29

February 1, 2004
Reliant Stadium • Houston, TX

WEATHER: Played indoors on grass - ATTENDANCE: 71,525 - TIME: 4:05

In their first Super Bowl, the Carolina Panthers scored 19 fourth-quarter points to tie New England with one minute remaining, but kicker Adam Vinatieri converted a 41-yard field goal to give the Patriots a 32-29 victory for their second Super Bowl victory in three seasons.

The first quarter was scoreless, with help from the Panthers defense who kept New England off the board by blocking one Vinatieri field goal and withstanding another missed attempt.

In the second quarter, a Carolina fumble on the 19-yard line was recovered by defensive tackle Richard Seymour and set up a Tom Brady five-yard touchdown pass to Deion Branch. The touchdown broke the tie with 3:10 remaining in the half.

Quarterback Jake Delhomme led the Panthers on an eight-play, 95-yard drive, the then second longest drive in Super Bowl history, that culminated with a Delhomme-to-Steve Smith touchdown pass from 39 yards out.

Brady completed four of six passes for 78 yards, and with 23 seconds remaining in the half, hit wide receiver David Givens with another five-yard touchdown pass to put the Patriots back in front, 14-7.

Kris Mangum returned a kickoff to the Panthers 47-yard line and after a 21-yard run by Stephen Davis, the Panthers called timeout with five seconds left. John Kasay booted a 50-yard field goal as the first half expired to make it 14-10.

On the second play of the fourth quarter, Patriots running back Antowain Smith scored on a two-yard run that extended the New England lead to 21-10.

DeShaun Foster finished a six-play, 81-yard Panther drive with a 33-yard touchdown run, the then fourth-longest run in Super Bowl history. Carolina missed on their two-point attempt and the score was 21-16.

New England drove down the field and threatened to extend their lead once again, but Reggie Howard intercepted Brady's pass in the end zone and returned it to the 10-yard line.

Three plays later, Delhomme hit Muhsin Muhammad for an 85-yard touchdown, giving the Panthers their first lead with 7:06 remaining in the game. The Panthers missed on another two-point attempt, keeping the score 22-21.

The scoring continued as the Patriots drove 68 yards in 11 plays, ending with a Mike Vrabel touchdown. New England converted their two-point attempt and led 29-22 with 2:55 remaining.

Delhomme then drove his team 80 yards on just seven plays, hitting Ricky Proehl across the middle for a 12-yard touchdown that tied the game with 1:13 remaining. However, Brady mounted one last scoring drive to set up Vinatieri at the Carolina 34-yard line for the winning kick.

OFFICIALS

Referee — Ed Hochuli (85) Umpire — Jeff Rice (28) Head Linesman — Mark Hittner (28) Line Judge — Ben Montgomery (117)
Field Judge — Tom Sifferman (118) Side Judge — Laird Hayes (125) Back Judge — Scott Green (19) Replay — Larry Hill

STARTING LINEUPS

Carolina Panthers

Offense		Defense	
WR	87 M. Muhammad	LDE	90 J. Peppers
LT	75 T. Steussie	LDT	99 B. Buckner
LG	78 J. James	RDT	77 K. Jenkins
C	60 J. Mitchell	RDE	93 M. Rucker
RG	65 K. Donnalley	SLB	53 G. Favors
RT	69 J. Gross	MLB	55 D. Morgan
TE	84 J. Wiggins	WLB	54 W. Witherspoon
WR	89 S. Smith	LCB	24 R. Manning
QB	17 J. Delhomme	RCB	23 R. Howard
FB	45 B. Hoover	SS	30 M. Minter
RB	48 S. Davis	FS	27 D. Grant

New England Patriots

Offense		Defense	
WR	83 D. Branch	LE	91 B. Hamilton
LT	72 M. Light	NT	92 T. Washington
LG	71 R. Hochstein	RE	93 R. Seymour
C	67 D. Koppen	OLB	55 W. McGinest
RG	63 J. Andruzzi	ILB	54 T. Bruschi
RT	68 T. Ashworth	ILB	95 R. Phifer
TE	82 D. Graham	OLB	50 M. Vrabel
WR	80 T. Brown	LCB	24 T. Law
QB	12 T. Brady	RCB	38 T. Poole
RB	32 A. Smith	S	26 E. Wilson
FB	31 L. Centers	S	37 R. Harrison

CAROLINA SUBSTITUTIONS: K 4 J. Kasay, P 10 T. Sauerbrun, RB 20 D. Foster, CB 21 T. Cousin, S 28 C. Branch, CB 29 D. Wesley, RB 32 R. Smart, RB 37 N. Goings, S 40 J. Cooper, LB 50 V. Ciurciu, LB 52 B. Allen, LB 56 J. Kyle, LB 57 L. Towns, T 71 M. Willig, G 72 B. Nelson, WR 81 R. Proehl, WR 85 K. Dyson, TE 86 K. Mangum, WR 88 K. Hantkon, DE 96 A. Wallace, DE 97 K. Rasmussen, 98 S. Burton. DID NOT PLAY: QB 9 R. Peete. INACTIVE: QB 16 C. Weinke, CB 31 W. Hampton, S 42 T. Tillman, TE 47 M. Battaglia OL 76 T. Reyes, G 79 D. Brzezinski, WR 80 E. Baker, DT 94 K. Morehead.

		1	2	3	4	OT	TOTAL	FIELD GOALS (made() & missed)	
VISITOR	Carolina Panthers	0	10	0	19	-	29	J. Kasay (50)	
HOME	New England Patriots	0	14	0	18	-	32	A. Vinatieri 31WR 36B (41)	

Team	Qtr	Clock Time	PLAY DESCRIPTION (Extra Point) (Drive Info)	SCORE	
				Visitor	Home
PATRIOTS	2	3:05	D. Branch 5 yd. pass from T. Brady (A. Vinatieri kick) (4-20, 2:10)	0	7
PANTHERS	2	1:07	S. Smith 39 yd. pass from J. Delhomme (J. Kasay kick) (8-95, 1:58)	7	7
PATRIOTS	2	0:18	D. Givens 5 yd. pass from T. Brady (A. Vinatieri kick) (6-78, 0:49)	7	14
PANTHERS	2	0:00	J. Kasay 50 yd. Field Goal (2-21, 0:18)	10	14
PATRIOTS	4	14:49	A. Smith 2 yd. run (A. Vinatieri kick) (8-71, 4:08)	10	21
PANTHERS	4	12:39	D. Foster 33 yd. run (pass failed) (6-81, 2:10)	16	21
PANTHERS	4	6:53	M. Muhammad 85 yd. pass from J. Delhomme (pass failed) (3-90, 0:45)	22	21
PATRIOTS	4	2:51	M. Vrabel 1 yd. pass from T. Brady (K. Faulk run) (11-68, 4:02)	22	29
PANTHERS	4	1:08	R. Proehl 12 yd. pass from J. Delhomme (J. Kasay kick) (7-80, 1:43)	29	29
PATRIOTS	4	0:04	A. Vinatieri 41 yd. Field Goal (6-37, 1:04)	29	32

POSTSEASON HISTORY

FINAL INDIVIDUAL STATISTICS

Carolina Panthers										New England Patriots									
RUSHING	ATT	YDS	AVG	LG	TD					RUSHING	ATT	YDS	AVG	LG	TD				
S. Davis	13	49	3.8	21	0					A. Smith	26	83	3.2	9	1				
D. Foster	3	43	14.3	33t	1					K. Faulk	6	42	7.0	23	0				
										T. Brady	2	12	6.0	12	0				
										T. Brown	1	-10	-10.0	-10	0				
Total	16	92	5.8	33t	1					Total	35	127	3.6	23	0				
PASSING	ATT	CMP	SK/YD	TD	LG	IN	RTG.			PASSING	ATT	CMP	SK/YD	TD	LG	IN	RTG.		
J. Delhomme	33	16	323	4/28	3	85t	0	113.6		T. Brady	48	32	354	0/0	3	52	1	100.5	
Total	33	16	323	4/28	3	85t	0	113.6		Total	48	32	354	0/0	3	52	1	100.5	
PASS RECEIVING		NO	YDS	AVG	LG	TD				PASS RECEIVING		NO	YDS	AVG	LG	TD			
M. Muhammad	4	140	35.0	85t	1				D. Branch	10	143	14.3	52	1					
S. Smith	4	80	20.0	39t	1				T. Brown	8	76	9.5	13	0					
R. Proehl	4	71	17.8	31	1				D. Givens	5	69	13.8	25	1					
J. Wiggins	2	21	10.5	15	0				D. Graham	4	46	11.5	32	0					
D. Foster	1	9	9.0	9	0				K. Faulk	4	19	4.8	7	0					
K. Mangum	1	3	3.0	3	0				M. Vrabel	1	1	1.0	1t	1					
Total	16	323	20.2	85t	3				Total	32	354	11.1	52	3					
INTERCEPTIONS		NO	YDS	AVG	LG	TD				INTERCEPTIONS		NO	YDS	AVG	LG	TD			
R. Howard	1	12	12.0	12	0							0	0	0.0	0	0			
Total	1	12	12.0	12	0				Total		0	0	0.0	0	0	0			
PUNTING	NO	YDS	AVG	TB	IN20	LG				PUNTING	NO	YDS	AVG	TB	IN20	LG			
T. Sauerbrun	7	310	44.3	0	1	51				K. Walter	5	173	34.6	0	2	51			
Total	7	310	44.3	0	1	51				Total	5	173	34.6	0	2	51			
PUNT RETURNS	NO	YDS	AVG	FC	LG	TD				PUNT RETURNS	NO	YDS	AVG	FC	LG	TD			
S. Smith	1	2	2.0	1	2	0				T. Brown	4	40	10.0	1	28	0			
(DOWNED)	3	0	0.0	0	0	0				D. Branch	1	2	2.0	1	2	0			
Returns	1	2	2.0	1	2	0				Returns	5	42	8.4	2	28	0			
KICKOFF RETURNS	NO	YDS	AVG	FC	LG	TD				KICKOFF RETURNS	NO	YDS	AVG	FC	LG	TD			
R. Smart	4	74	18.5	0	22	0				B. Johnson	4	78	19.5	0	29	0			
S. Smith	1	30	30.0	0	30	0				[OUT OF BOUNDS]	1	0	0.0	0	0	0			
K. Mangum	1	12	12.0	0	12	0													
Returns	6	116	19.3	0	30	0				Returns	4	78	19.5	0	29	0			
FUMBLES	Fum	Own Rec.	Yds	TD	FF	Opp. Rec.	Yds	TD	Out Bnds	FUMBLES	Fum	Own Rec.	Yds	TD	FF	Opp. Rec.	Yds	TD	Out Bnds
J. Delhomme	1	0	0	0	0	0	0	0	0	T. Brown	1	0	1	0	0	0	0	0	0
										M. Vrabel	0	0	0	1	0	0	0	0	0
										R. Seymour	0	0	0	0	1	0	0	0	0
Total	1	0	0	0	0	0	0	0	0	Total	1	0	1	0	1	1	0	0	0

FINAL TEAM STATISTICS

	VISITOR PANTHERS	HOME PATRIOTS		VISITOR PANTHERS	HOME PATRIOTS
TOTAL FIRST DOWNS	17	29	FGs – PATs Had Blocked	0-0	1-0
By Rushing	3	7	Net punting average	38.3	34.2
By Passing	12	19	TOTAL RETURN YARDAGE (Not Including Kickoffs)	14	42
By Penalty	2	3	No. and Yards Punt Returns	1-2	5-42
THIRD DOWN EFFICIENCY	4-12-33%	8-17-47%	No. and Yards Kickoff Returns	6-116	4-78
FOURTH DOWN EFFICIENCY	0-0-0%	1-1-100%	No. and Yards Interception Returns	1-12	0-0
TOTAL NET YARDS	387	481	PENALTIES Number and Yards	12-73	8-60
Total Offensive Plays (inc. times thrown passing)	53	83	FUMBLES Number and Lost	1-1	1-0
Average gain per offensive play	7.3	5.8	TOUCHDOWNS	4	4
NET YARDS RUSHING	92	127	Rushing	1	1
Total Rushing Plays	16	35	Passing	3	3
Average gain per rushing play	5.8	3.6	EXTRA POINTS Made-Attempts	2-4	4-4
Tackles for a loss – number and yards	2-4	2-13	Kicking Made-Attempts	2-2	3-3
NET YARDS PASSING	295	354	Passing Made-Attempts	0-2	0-0
Times thrown – yards lost attempting to pass	4-28	0-0	FIELD GOALS Made-Attempts	1-1	1-3
Gross yards passing	323	354	RED ZONE EFFICIENCY	1-1-100%	4-7-57%
PASS ATTEMPTS-COMPLETIONS-HAD INTERCEPTED	33-16-0	48-32-1	GOAL TO GO EFFICIENCY	0-0-0%	3-4-75%
Average gain per pass play (inc. # thrown passing)	8.0	7.4	SAFETIES	0	0
KICKOFFS Number-In End Zone-Touchbacks	5-0-0	6-3-0	FINAL SCORE	29	32
PUNTS Number and Average	7-44.3	5-34.6	TIME OF POSSESSION	21:02	38:58
Had Blocked	0	0			

DEFENSIVE STATISTICS (based on coaches' film review)

Player	TT	S	A	S-yds	I-yds	PD	FF	FR	Player	TT	S	A	S-yds	I-yds	PD	FF	FR
D. Morgan	25	15	10	0-0	0-0	0	0	0	A. Wallace	4	2	2	0-0	0-0	0	0	0
M. Minter	18	10	8	0-0	0-0	1	0	0	S. Burton	3	1	2	0-0	0-0	0	0	0
W. Witherspoon	16	6	10	0-0	0-0	0	0	0	R. Howard	6	6	0	0-0	1-12	0	0	0
D. Grant	8	5	3	0-0	0-0	1	0	0	M. Rucker	1	1	0	0-0	0-0	0	0	0
T. Cousin	7	4	3	0-0	0-0	2	0	0	B. Buckner	4	2	2	0-0	0-0	0	0	0
R. Manning	6	3	3	0-0	0-0	0	0	0	J. Peppers	5	2	3	0-0	0-0	0	0	0
G. Favors	6	1	5	0-0	0-0	0	0	0	K. Jenkins	4	3	1	0-0	0-0	0	0	0
B. Buckner	4	2	2	0-0	0-0	0	0	0	Total	113	61	52	0-0	1-12	4	0	0

POSTSEASON HISTORY

NFC WILD CARD PLAYOFFS

CAROLINA 23 — NEW YORK GIANTS 0

January 8, 2006
Giants Stadium • East Rutherford, NJ

WEATHER: Sunny, 44°, Wind NW 6 mph - ATTENDANCE: 79,378 - TIME: 2:39

Carolina's defense held a New York Giants offense that ranked third in the NFL in points per game scoreless en route to notching the third shutout in team history with a 23-0 victory over the Giants in the NFC Wild Card game. Carolina became the first team to register a shutout on the road in the playoffs since 1980 when the Los Angeles Rams posted a 9-0 victory at Tampa Bay (01/05/80) in the 1979 NFC Championship. The Panthers forced five sacks and five turnovers, converting four of them into 16 points. The defense yielded a season-low 132 total net yards to New York, who ranked fourth in the NFL in total offense during

the regular season with an average of 361.7 yards per game. Running back DeShaun Foster rushed for 151 yards to help the Panthers accumulate 223 yards rushing on 45 attempts and maintain possession for 42:45. The time of possession was the highest in team history for any game, bettering the previous record of 41:51 at New Orleans (12/05/04). The team's rushing attempts tied for the most in team history and the rushing yards equalled the second-highest total. Safety Marlon McCree matched his career high with two interceptions.

OFFICIALS

Referee — Bill Leavy (127) Umpire — Richard Hall (49) Head Linesman — Mark Baltz (26) Line Judge — Charles Stewart (62)
Field Judge — Rob Vernatchi (75) Side Judge — Don Carlsen (39) Back Judge — Kirk Doman (6) Replay — Bob Mantooth

STARTING LINEUPS

Carolina Panthers						New York Giants					
Offense			Defense			Offense			Defense		
WR	89	S. Smith	LDE	90	J. Peppers	WR	17	P. Burress	LE	92	M. Strahan
LT	70	T. Wharton	LDT	99	B. Buckner	LT	77	L. Pettigout	LT	70	K. Clancy
LG	68	M. Wahle	RDT	67	J. Carstens	LG	66	D. Diehl	RT	94	W. Joseph
C	60	J. Mitchell	RDE	93	M. Rucker	C	60	S. O'Hara	RE	72	O. Umenyiora
RG	76	T. Reyes	SLB	55	D. Morgan	RG	76	C. Snee	SLB	59	A. Jackson
RT	69	J. Gross	WLB	54	W. Witherspoon	RT	67	K. McKenzie	MLB	44	K. Lewis
TE	84	M. Gaines	LCB	20	C. Gamble	TE	80	J. Shockey	WLB	54	N. Greisen
WR	83	K. Colbert	RCB	23	K. Lucas	WR	81	A. Toomer	LCB	25	W. Allen
QB	17	J. Delhomme	CB	24	R. Manning	WR	85	D. Tyree	RCB	23	C. Webster
FB	45	B. Hoover	SS	27	M. McCree	QB	10	E. Manning	SS	28	G. Wilson
RB	26	D. Foster	FS	30	M. Minter	RB	21	T. Barber	FS	26	B. Alexander

CAROLINA SUBSTITUTIONS: K 4 J.Kasay, P 7 J.Baker, QB16 C.Weinke, WR 18 D.Carter, CB 21 D.Wesley, RB 22 J.Robertson, RB 32 R.Smart, RB 37 N.Goings, S 47 T.Davis, LB 50 V.Ciurciu, LB 52 C.Draft, LB 53 B. Short, LB 56 J.Kyle, LB 57 S.Tufts, C 63 G.Hangartner, T 78 T.Fordham, WR 81 R.Proehl, TE 82 M.Seidman, TE 86 K.Mangum, WR 88 K.Hankton, DT 94 K.Moorehead, DE 96 Al Wallace, DE 97 K.Rasmussen INACTIVE: 3QB 3 S.Lefors, WR 5 E. Hill, CB 38 G. Wilds, FB 49 C. Cramer, T 61 D.Kadela, G 71 E.Mathis, DE 92 J.Haye, DT 98 A.Ellison

		1	2	3	4	OT	TOTAL	FIELD GOALS (made() & missed)	
VISITOR	Carolina Panthers	0	10	7	6	-	23	J. Kasay (31) (45) (18)	
	HOME	New York Giants	0	0	0	0	-		
Team	Qtr	Clock Time	PLAY DESCRIPTION (Extra Point) (Drive Info)					SCORE	
								Visitor	Home
PANTHERS	2	9:41	S.Smith 22 yd. pass from J.Delhomme (J.Kasay kick) (12-77, 7:46)					7	0
PANTHERS	2	0:30	J.Kasay 31 yd. Field Goal (4-2, 0:58)					10	0
PANTHERS	3	6:57	S.Smith 12 yd. run (J.Kasay kick) (1-12, 0:06)					17	0
PANTHERS	4	13:33	J.Kasay 45 yd. Field Goal (10-55, 6:07)					20	0
PANTHERS	4	2:40	J.Kasay 18 yd. Field Goal (14-55, 8:55)					23	0

POSTSEASON HISTORY

FINAL INDIVIDUAL STATISTICS

Carolina Panthers										New York Giants																						
RUSHING	ATT	YDS	AVG	LG	TD	RUSHING	ATT	YDS	AVG	LG	TD	RUSHING	ATT	YDS	AVG	LG	TD	RUSHING	ATT	YDS	AVG	LG	TD									
D.Foster	27	151	5.6	31	0	T.Barber	13	41	3.2	9	0	J.Shockey	18	10	113	4/22	0	25	3	35.0												
N.Goings	12	63	5.3	18	0	A.Toomer	10	113	11.3	25	3	E.Manning	18	10	113	4/22	0	25	3	35.0												
S.Smith	1	12	12.0	12	1	T.Barber	10	113	11.3	25	3		18	10	113	4/22	0	25	3	35.0												
B.Hoover	2	0	0.0	0	0	V.Shiancoe	1	4	4.0	4	0		18	10	113	4/22	0	25	3	35.0												
C.Weinke	3	-3	-1.0	-1	0								18	10	113	4/22	0	25	3	35.0												
Total	45	223	5.0	31	1	Total	13	41	3.2	9	0	Total	18	10	113	4/22	0	25	3	35.0												
PASSING	ATT	CMP	YDS	SK/YD	TD	LG	IN	Rtg.	PASSING	ATT	CMP	YDS	SK/YD	TD	LG	IN	Rtg.	PASSING	ATT	CMP	YDS	SK/YD	TD	LG	IN	Rtg.						
J.Delhomme	22	15	140	3/19	1	25	0	100.6	E.Manning	18	10	113	4/22	0	25	3	35.0	J.Delhomme	22	15	140	3/19	1	25	0	100.6						
N.Goings	0	0	0	1/9	0	0	0	0.0		18	10	113	4/22	0	25	3	35.0	N.Goings	0	0	0	1/9	0	0	0	0.0						
Total	22	15	140	4/28	1	25	0	100.6	Total	18	10	113	4/22	0	25	3	35.0	Total	22	15	140	4/28	1	25	0	100.6						
PASS RECEIVING	NO	YDS	AVG	LG	TD	PASS RECEIVING	NO	YDS	AVG	LG	TD	PASS RECEIVING	NO	YDS	AVG	LG	TD	PASS RECEIVING	NO	YDS	AVG	LG	TD									
S.Smith	10	84	8.4	22	1	J.Shockey	3	50	16.7	25	0	S.Smith	10	84	8.4	22	1	J.Shockey	3	50	16.7	25	0									
K.Colbert	2	31	15.5	25	0	A.Toomer	3	31	10.3	13	0	K.Colbert	2	31	15.5	25	0	A.Toomer	3	31	10.3	13	0									
K.Mangum	1	11	11.0	11	0	T.Barber	3	28	9.3	17	0	K.Mangum	1	11	11.0	11	0	T.Barber	3	28	9.3	17	0									
N.Goings	1	10	10.0	10	0	V.Shiancoe	1	4	4.0	4	0	N.Goings	1	10	10.0	10	0	V.Shiancoe	1	4	4.0	4	0									
D.Foster	1	4	4.0	4	0							D.Foster	1	4	4.0	4	0															
Total	15	140	9.3	25	1	Total	10	113	11.3	25	0	Total	15	140	9.3	25	1	Total	10	113	11.3	25	0									
INTERCEPTIONS	NO	YDS	AVG	LG	TD	INTERCEPTIONS	NO	YDS	AVG	LG	TD	INTERCEPTIONS	NO	YDS	AVG	LG	TD	INTERCEPTIONS	NO	YDS	AVG	LG	TD									
M.McCree	2	-9	-4.5	1	0							M.McCree	2	-9	-4.5	1	0															
K.Lucas	1	14	14.0	14	0							K.Lucas	1	14	14.0	14	0															
Total	3	5	1.7	14	0	Total	0	0	0.0	0	0	Total	3	5	1.7	14	0	Total	0	0	0.0	0	0									
PUNTING	NO	YDS	AVG	TB	IN20	LG	PUNTING	NO	YDS	AVG	TB	IN20	LG	PUNTING	NO	YDS	AVG	TB	IN20	LG	PUNTING	NO	YDS	AVG	TB	IN20	LG					
J.Baker	4	151	37.8	1	2	42	J.Feagles	4	155	38.8	1	2	49	J.Baker	4	151	37.8	1	2	42	J.Feagles	4	155	38.8	1	2	49					
Total	4	151	37.8	1	2	42	Total	4	155	38.8	1	2	49	Total	4	151	37.8	1	2	42	Total	4	155	38.8	1	2	49					
PUNT RETURNS	NO	YDS	AVG	FC	LG	TD	PUNT RETURNS	NO	YDS	AVG	FC	LG	TD	PUNT RETURNS	NO	YDS	AVG	FC	LG	TD	PUNT RETURNS	NO	YDS	AVG	FC	LG	TD					
(DOWNED)	1	0	0.0	0	0	0	C.Morton	1	5	5.0	0	5	0	(DOWNED)	1	0	0.0	0	0	0	C.Morton	1	5	5.0	0	5	0					
(OUT OF BOUNDS)	2	0	0.0	0	0	0	G.Wilson	1	0	0.0	0	0	0	(OUT OF BOUNDS)	2	0	0.0	0	0	0	G.Wilson	1	0	0.0	0	0	0					
(TOUCHBACK)	1	0	0.0	0	0	0	(DOWNED)	1	0	0.0	0	0	0	(TOUCHBACK)	1	0	0.0	0	0	0	(DOWNED)	1	0	0.0	0	0	0					
Returns	0	0	0.0	0	0	0	Returns	2	5	2.5	0	5	0	Returns	0	0	0.0	0	0	0	Returns	2	5	2.5	0	5	0					
KICKOFF RETURNS	NO	YDS	AVG	FC	LG	TD	KICKOFF RETURNS	NO	YDS	AVG	FC	LG	TD	KICKOFF RETURNS	NO	YDS	AVG	FC	LG	TD	KICKOFF RETURNS	NO	YDS	AVG	FC	LG	TD					
J.Robertson	1	17	17.0	0	17	0	C.Morton	6	122	20.3	0	28	0	J.Robertson	1	17	17.0	0	17	0	C.Morton	6	122	20.3	0	28	0					
Returns	1	17	17.0	0	17	0	Returns	6	122	20.3	0	28	0	Returns	1	17	17.0	0	17	0	Returns	6	122	20.3	0	28	0					
FUMBLES	Fum	Own	Rec.	Yds	TD	FF	Opp. Rec.	Yds	TD	Out	FUMBLES	Fum	Own	Rec.	Yds	TD	FF	Opp. Rec.	Yds	TD	Out	FUMBLES	Fum	Own	Rec.	Yds	TD	FF	Opp. Rec.	Yds	TD	Out
J.Delhomme	1	0	0	0	0	0	0	0	0	0	E.Manning	1	0	0	0	0	0	0	0	0	0	J.Delhomme	1	0	0	0	0	0	0	0	0	0
T.Wharton	0	1	0	0	0	0	0	0	0	0	G.Wilson	1	0	0	0	0	0	0	0	0	0	T.Wharton	0	1	0	0	0	0	0	0	0	0
W.Witherspoon	0	0	0	0	0	0	1	0	0	0	O.Umenyiora	0	0	0	0	1	0	0	0	0	0	W.Witherspoon	0	0	0	0	0	0	1	0	0	0
M.Rucker	0	0	0	0	0	0	1	0	0	0												M.Rucker	0	0	0	0	0	0	1	0	0	0
D.Wesley	0	0	0	0	0	0	1	0	0	0												D.Wesley	0	0	0	0	0	0	1	0	0	0
Total	1	1	0	0	0	1	2	0	0	0	Total	2	0	0	0	1	0	0	0	0	0	Total	1	1	0	0	0	1	2	0	0	0

FINAL TEAM STATISTICS

	VISITOR PANTHERS		HOME GIANTS			VISITOR PANTHERS		HOME GIANTS	
TOTAL FIRST DOWNS	23		9		FGs -PATs Had Blocked	0-0		0-0	
By Rushing	13		1		Net Punting Average	31.5		33.8	
By Passing	9		6		TOTAL RETURN YARDAGE (Not Including Kickoffs)	5		5	
By Penalty	1		2		No. and Yards Punt Returns	0-0		2-5	
THIRD DOWN EFFICIENCY	7-15-47%		1-7-14%		No. and Yards Kickoff Returns	1-17		6-122	
FOURTH DOWN EFFICIENCY	0-0-0%		0-0-0%		No. and Yards Interception Returns	3-5		0-0	
TOTAL NET YARDS	335		132		PENALTIES Number and Yards	7-52		2-15	
Total Offensive Plays (inc. times thrown passing)	71		35		FUMBLES Number and Lost	1-0		2-2	
Average gain per offensive play	4.7		3.8		TOUCHDOWNS	2		0	
NET YARDS RUSHING	223		41		Rushing	1		0	
Total Rushing Plays	45		13		Passing	1		0	
Average gain per rushing play	5.0		3.2		EXTRA POINTS Made-Attempts	2-2		0-0	
Tackles for a loss-number and yards	3-6		1-1		Kicking Made-Attempts	2-2		0-0	
NET YARDS PASSING	112		91		FIELD GOALS Made-Attempts	3-3		0-0	
Times thrown - yards lost attempting to pass	4-28		4-22		RED ZONE EFFICIENCY	1-4-25%		0-0-0%	
Gross yards passing	140		113		GOAL TO GO EFFICIENCY	0-1-0%		0-0-0%	
PASS ATTEMPTS-COMPLETIONS-HAD INTERCEPTED	22-15-0		18-10-3		SAFETIES	0		0	
Avg gain per pass play (inc.# thrown passing)	4.3		4.1		FINAL SCORE	23		0	
KICKOFFS Number-In End Zone-Touchbacks	6-0-0		1-0-0		TIME OF POSSESSION	42:45		17:15	
PUNTS Number and Average	4-37.8		4-38.8						
Had Blocked	0		0						

POSTSEASON HISTORY

NFC DIVISIONAL PLAYOFFS
CAROLINA 29 – CHICAGO 21

January 15, 2006
Soldier Field • Chicago, IL

WEATHER: Partly Cloudy, 40°, Wind SE 15 mph - ATTENDANCE: 62,209 - TIME: 3:23

Carolina totaled 434 yards against the NFL's second-ranked defense in a 29-21 victory over the Chicago Bears in the NFC Divisional Playoffs. The contest marked the Panthers fourth consecutive postseason road victory to equal the NFL record for the most consecutive road postseason victories, previously accomplished by Dallas from 1975-81. The Panthers became the fourth team since 1990 to win an NFC Divisional Playoff game on the road. Carolina allowed one sack against the Bears after allowing a season-high eight in their regular season contest at Chicago (11/20/05) and scored 29 points against a Bears defense that allowed a League-low 12.9 points per game during the regular season and a total of 61 points at home during

the regular season. Wide receiver Steve Smith amassed 218 yards receiving, the most in team history and fourth-highest total in a playoff game in NFL history, and two touchdowns on 12 receptions, which tied for the second-most catches in NFL postseason history. Quarterback Jake Delhomme registered his second career 300-yard passing effort in the playoffs and his fifth postseason game with a passer rating of 100 or more. The Panthers' defense yielded only 3-of-13 third down conversions against the Bears. With the victory, head coach John Fox became just the fifth head coach in NFL history to record at least four postseason road wins.

OFFICIALS

Referee — Walt Coleman (65) Umpire — Roy Ellison (81) Head Linesman — Ron Phares (10) Line Judge — Michael Spanier (90)
Field Judge — Steve Zimmer (33) Side Judge — David Wyant (16) Back Judge — Richard Reels (83) Replay — Bob McGrath & Dean

STARTING LINEUPS

Carolina Panthers						Chicago Bears					
Offense			Defense			Offense			Defense		
WR	89	S. Smith	LDE	90	J. Peppers	WR	87	M. Muhammad	LE	93	A. Ogunleye
LT	70	T. Wharton	LDT	99	B. Buckner	LT	76	J. Tait	DT	91	T. Harris
LG	68	M. Wahle	RDT	67	J. Carstens	LG	74	R. Brown	NT	95	I. Scott
C	60	J. Mitchell	RDE	93	M. Rucker	C	57	O. Kreutz	RE	96	A. Brown
RG	76	T. Reyes	SLB	53	B. Short	RG	63	R. Garza	SLB	92	H. Hillenmeyer
RT	69	J. Gross	MLB	55	D. Morgan	RT	69	F. Miller	MLB	54	B. Urlacher
TE	84	M. Gaines	WLB	54	W. Witherspoon	TE	88	D. Clark	WLB	55	L. Briggs
WR	83	K. Colbert	LCB	20	C. Gamble	WR	12	J. Gage	LCB	33	C. Tillman
QB	17	J. Delhomme	RCB	23	K. Lucas	QB	8	R. Grossman	RCB	31	N. Vasher
FB	45	B. Hoover	SS	27	M. McCree	RB	20	T. Jones	SS	46	C. Harris
RB	26	D. Foster	FS	30	M. Minter	FB	37	J. McKie	FS	30	M. Brown

CAROLINA SUBSTITUTIONS: K 4 J.Kasay, P 7 J.Baker, WR 18 D.Carter, CB 21 D.Wesley, RB 22 J.Robertson, CB 24 R. Manning, RB 32 R.Smart, RB 37 N.Goings, S 47 T.Davis, LB 50 V.Ciurciu, LB 52 C.Draft, LB 56 J.Kyle, LB 57 S.Tufts, C 63 G.Hangartner, T 78 T.Fordham, WR 81 R.Proehl, TE 82 M.Seidman, TE 86 K.Mangum, WR 88 K.Hankton, DT 94 K.Moorehead, DE 96 Al Wallace, DE 97 K.Rasmussen DID NOT PLAY: QB16 C.Weinke. INACTIVE: QB3 S.LeFors, WR 5 E. Hill, CB 38 G. Wilds, FB 49 C. Cramer, T 61 D.Kadela, G 71 E.Matthis, DE 92 J.Haye, DT 98 A.Elison

		1	2	3	4	OT	TOTAL	FIELD GOALS (made() & missed)	
VISITOR	Carolina Panthers	7	9	7	6	-	29	J. Kasay	(20) (38) (37)
HOME	Chicago Bears	0	7	7	7	-	21		
								SCORE	
Team	Qtr	Clock Time	PLAY DESCRIPTION (Extra Point) (Drive Info)					Visitor	Home
PANTHERS	1	14:05	S.Smith 58 yd. pass from J.Delhomme (J.Kasay kick) (2-60, 0:55)					7	0
PANTHERS	2	14:57	J.Kasay 20 yd. Field Goal (10-62, 4:01)					10	0
PANTHERS	2	6:26	J.Kasay 38 yd. Field Goal (8-40, 4:26)					13	0
BEARS	2	1:57	A.Peterson 1 yd. run (R.Gould kick) (9-67, 4:29)					13	7
PANTHERS	2	0:00	J.Kasay 37 yd. Field Goal (8-51, 1:57)					16	7
BEARS	3	11:21	D.Clark 1 yd. pass from R.Grossman (R.Gould kick) (8-68, 3:39)					16	14
PANTHERS	3	2:07	S.Smith 39 yd. pass from J.Delhomme (J.Kasay kick) (5-56, 3:24)					23	14
BEARS	4	12:23	J.McKie 3 yd. run (R.Gould kick) (11-66, 4:44)					23	21
PANTHERS	4	8:04	K.Mangum 1 yd. pass from J.Delhomme (kick failed, hru) (7-62, 4:19)					29	21

POSTSEASON HISTORY

FINAL INDIVIDUAL STATISTICS

Carolina Panthers										Chicago Bears																				
RUSHING	ATT	YDS	AVG	LG	TD	RUSHING	ATT	YDS	AVG	LG	TD	RUSHING	ATT	YDS	AVG	LG	TD	RUSHING	ATT	YDS	AVG	LG	TD							
D.Foster	16	54	3.4	17	0	T.Jones	20	80	4.0	24	0	R.Grossman	41	17	192	4.0	24	0	R.Grossman	41	17	192	4.0	24	0					
N.Goings	10	34	3.4	10	0	A.Peterson	5	9	1.8	5	1	R.Grossman	41	17	192	4.0	24	0	R.Grossman	41	17	192	4.0	24	0					
S.Smith	3	26	8.7	22	0	R.Grossman	1	5	5.0	5	0	R.Grossman	41	17	192	4.0	24	0	R.Grossman	41	17	192	4.0	24	0					
J.Delhomme	2	9	4.5	9	0	J.McKie	1	3	3.0	3	1	R.Grossman	41	17	192	4.0	24	0	R.Grossman	41	17	192	4.0	24	0					
Total	31	123	4.0	22	0	Total	27	97	3.6	24	2	Total	41	17	192	4.0	24	0	Total	41	17	192	4.0	24	0					
PASSING	ATT	CMP	YDS	SK/YD	TD	LG	IN	Rtg.	PASSING	ATT	CMP	YDS	SK/YD	TD	LG	IN	Rtg.	PASSING	ATT	CMP	YDS	SK/YD	TD	LG	IN	Rtg.				
J.Delhomme	33	24	319	1/8	3	58t	1	120.6	R.Grossman	41	17	192	1/7	1	27	1	54.1	R.Grossman	41	17	192	1/7	1	27	1	54.1				
Total	33	24	319	1/8	3	58t	1	120.6	Total	41	17	192	1/7	1	27	1	54.1	Total	41	17	192	1/7	1	27	1	54.1				
PASS RECEIVING	NO	YDS	AVG	LG	TD	PASS RECEIVING	NO	YDS	AVG	LG	TD	PASS RECEIVING	NO	YDS	AVG	LG	TD	PASS RECEIVING	NO	YDS	AVG	LG	TD	PASS RECEIVING	NO	YDS	AVG	LG	TD	
S.Smith	12	218	18.2	58t	2	B.Berrian	5	68	13.6	17	0	B.Berrian	5	68	13.6	17	0	B.Berrian	5	68	13.6	17	0	B.Berrian	5	68	13.6	17	0	
R.Proehl	3	28	9.3	11	0	M.Muhammad	3	58	19.3	24	0	M.Muhammad	3	58	19.3	24	0	M.Muhammad	3	58	19.3	24	0	M.Muhammad	3	58	19.3	24	0	
D.Carter	2	43	21.5	29	0	T.Jones	3	30	10.0	27	0	T.Jones	3	30	10.0	27	0	T.Jones	3	30	10.0	27	0	T.Jones	3	30	10.0	27	0	
B.Hoover	2	13	6.5	7	0	J.Gage	3	28	9.3	24	0	J.Gage	3	28	9.3	24	0	J.Gage	3	28	9.3	24	0	J.Gage	3	28	9.3	24	0	
N.Goings	1	14	14.0	14	0	D.Clark	2	5	2.5	4	1	D.Clark	2	5	2.5	4	1	D.Clark	2	5	2.5	4	1	D.Clark	2	5	2.5	4	1	
K.Coltbert	1	9	9.0	9	0	A.Peterson	1	3	3.0	3	0	A.Peterson	1	3	3.0	3	0	A.Peterson	1	3	3.0	3	0	A.Peterson	1	3	3.0	3	0	
D.Foster	1	3	3.0	3	0	Total	17	192	11.3	27	1	Total	17	192	11.3	27	1	Total	17	192	11.3	27	1	Total	17	192	11.3	27	1	
K.Mangum	1	1	1.0	1t	1	INTERCEPTIONS	NO	YDS	AVG	LG	TD	INTERCEPTIONS	NO	YDS	AVG	LG	TD	INTERCEPTIONS	NO	YDS	AVG	LG	TD	INTERCEPTIONS	NO	YDS	AVG	LG	TD	
J.Robertson	1	-10	-10.0	-10	0	B.Urlacher	1	20	20.0	20	0	B.Urlacher	1	20	20.0	20	0	B.Urlacher	1	20	20.0	20	0	B.Urlacher	1	20	20.0	20	0	
Total	24	319	13.3	58t	3	Total	1	20	20.0	20	0	Total	1	20	20.0	20	0	Total	1	20	20.0	20	0	Total	1	20	20.0	20	0	
PUNTING	NO	YDS	AVG	TB	IN20	LG	PUNTING	NO	YDS	AVG	TB	IN20	LG	PUNTING	NO	YDS	AVG	TB	IN20	LG	PUNTING	NO	YDS	AVG	TB	IN20	LG			
J.Baker	5	206	41.2	1	3	47	B.Maynard	7	246	35.1	0	54	B.Maynard	7	246	35.1	0	54	B.Maynard	7	246	35.1	0	54	B.Maynard	7	246	35.1	0	54
Total	5	206	41.2	1	3	47	Total	7	246	35.1	0	54	Total	7	246	35.1	0	54	Total	7	246	35.1	0	54	Total	7	246	35.1	0	54
PUNT RETURNS	NO	YDS	AVG	FC	LG	TD	PUNT RETURNS	NO	YDS	AVG	FC	LG	TD	PUNT RETURNS	NO	YDS	AVG	FC	LG	TD	PUNT RETURNS	NO	YDS	AVG	FC	LG	TD			
S.Smith	2	-1	-0.5	0	0	0	N.Vasher	2	1	0.5	0	6	0	N.Vasher	2	1	0.5	0	6	0	N.Vasher	2	1	0.5	0	6	0			
(DOWNED)	3	0	0.0	0	0	0	(DOWNED)	2	0	0.0	0	0	0	(DOWNED)	2	0	0.0	0	0	0	(DOWNED)	2	0	0.0	0	0	0			
(OUT OF BOUNDS)	2	0	0.0	0	0	0	(TOUCHBACK)	1	0	0.0	0	0	0	(TOUCHBACK)	1	0	0.0	0	0	0	(TOUCHBACK)	1	0	0.0	0	0	0			
Returns	2	-1	-0.5	0	0	0	Returns	2	1	0.5	0	6	0	Returns	2	1	0.5	0	6	0	Returns	2	1	0.5	0	6	0			
KICKOFF RETURNS	NO	YDS	AVG	FC	LG	TD	KICKOFF RETURNS	NO	YDS	AVG	FC	LG	TD	KICKOFF RETURNS	NO	YDS	AVG	FC	LG	TD	KICKOFF RETURNS	NO	YDS	AVG	FC	LG	TD			
J.Robertson	4	100	25.0	0	34	0	R.Davis	5	115	23.0	0	31	0	R.Davis	5	115	23.0	0	31	0	R.Davis	5	115	23.0	0	31	0			
Returns	4	100	25.0	0	34	0	A.Peterson	1	17	17.0	0	17	0	A.Peterson	1	17	17.0	0	17	0	A.Peterson	1	17	17.0	0	17	0			
FUMBLES	Fum	Own Rec.	Yds	TD	FF	Opp. Rec.	Yds	TD	Out Bnds	FUMBLES	Fum	Own Rec.	Yds	TD	FF	Opp. Rec.	Yds	TD	Out Bnds	FUMBLES	Fum	Own Rec.	Yds	TD	FF	Opp. Rec.	Yds	TD	Out Bnds	
J.Delhomme	2	1	0	0	0	0	0	0	0	C.Harris	0	0	0	0	1	0	0	0	0	C.Harris	0	0	0	0	1	0	0	0		
D.Foster	1	1	0	0	0	0	0	0	0	A.Ogunleye	0	0	0	0	1	0	0	0	0	A.Ogunleye	0	0	0	0	1	0	0	0		
T.Wharton	0	1	0	0	0	0	0	0	0	Total	0	0	0	0	2	0	0	0	0	Total	0	0	0	0	2	0	0	0		
Total	3	3	0	0	0	0	0	0	0	Total	0	0	0	0	2	0	0	0	0	Total	0	0	0	0	2	0	0	0		

FINAL TEAM STATISTICS

	VISITOR PANTHERS		HOME BEARS		VISITOR PANTHERS		HOME BEARS	
TOTAL FIRST DOWNS	21	23	FGs -PATs Had Blocked	0-0	0-0	Net Punting Average	37.0	35.3
By Rushing	6	6	TOTAL RETURN YARDAGE (Not Including Kickoffs)	0	21	No. and Yards Punt Returns	2-1	2-1
By Passing	14	11	No. and Yards Kickoff Returns	4-100	6-132	No. and Yards Interception Returns	1-1	1-20
By Penalty	1	6						
THIRD DOWN EFFICIENCY	5-12-42%	3-13-23%						
FOURTH DOWN EFFICIENCY	0-0-0%	1-2-50%						
TOTAL NET YARDS	434	282	PENALTIES Number and Yards	9-50	4-19	FUMBLES Number and Lost	3-0	0-0
Total Offensive Plays (inc. times thrown passing)	65	69	TOUCHDOWNS	3	3			
Average gain per offensive play	6.7	4.1	Rushing	0	2			
NET YARDS RUSHING	123	97	Passing	3	1			
Total Rushing Plays	31	27	EXTRA POINTS Made-Attempts	2-3	3-3			
Average gain per rushing play	4.0	3.6	Kicking Made-Attempts	2-3	3-3			
Tackles for a loss-number and yards	6-12	2-7	FIELD GOALS Made-Attempts	3-3	0-0			
NET YARDS PASSING	311	185	RED ZONE EFFICIENCY	1-3-33%	3-3-100%			
Times thrown - yards lost attempting to pass	1-8	1-7	GOAL TO GO EFFICIENCY	1-2-50%	3-3-100%			
Gross yards passing	319	192	SAFETIES	2	0			
PASS ATTEMPTS-COMPLETIONS-HAD INTERCEPTED	33-24-1	41-17-1	FINAL SCORE	29	21			
Avg gain per pass play (inc.# thrown passing)	9.1	4.4	TIME OF POSSESSION	33:25	26:35			
KICKOFFS Number-In End Zone-Touchbacks	6-1-0	4-0-0						
PUNTS Number and Average	5-41.2	7-35.1						
Had Blocked	0	0						

POSTSEASON HISTORY

NFC CHAMPIONSHIP SEATTLE 34 – CAROLINA 14

January 22, 2006
Qwest Field • Seattle, WA

WEATHER: Overcast, 48°, Wind S 14 mph - ATTENDANCE: 67,837 - TIME: 3:09

Seattle's defense forced four turnovers and held the Panthers to 212 total yards in a 34-14 victory in the 2005 NFC Championship Game. Carolina was limited to 36 yards by the Seahawks fifth-ranked rushing defense and converted only one-of-nine third down opportunities. Interceptions on consecutive Carolina possessions enabled Seattle to transform a 7-0 lead into a 17-0 advantage in the second quarter. Wide receiver Steve Smith established an NFL record for the most catches in a

postseason with 27, surpassing the previous mark of 23 set by Anthony Carter with Minnesota in the 1987 postseason. Smith's 59-yard punt return for a touchdown enabled him to become the first player in NFL history to score a touchdown on a run, pass and punt return in the same postseason. Running back Nick Goings, who started in place of the injured DeShaun Foster, was shaken up in the first quarter and did not return to the game.

OFFICIALS

Referee — Ed Hochuli (85) Umpire — Carl Paganelli (124) Head Linesman — Tom Stabile (24) Line Judge — Byron Boston (18)
Field Judge — Buddy Horton (82) Side Judge — Carl Cheffers (51) Back Judge — Steve Freeman (133) Replay — Mark Burns

STARTING LINEUPS

Carolina Panthers						Seattle Seahawks					
Offense			Defense			Offense			Defense		
WR	89	S. Smith	LDE	90	J. Peppers	WR	84	B. Engram	LDE	94	B. Fisher
LT	70	T. Wharton	LDT	99	B. Buckner	LT	71	W. Jones	LDT	91	C. Darby
LG	68	M. Wahle	RDT	67	J. Carstens	LG	76	S. Hutchinson	RDT	99	R. Bernard
C	60	J. Mitchell	RDE	93	M. Rucker	C	61	R. Tobeck	RDE	98	G. Wistrom
RG	76	T. Reyes	SLB	53	B. Short	RG	62	C. Gray	OLB	56	L. Hill
RT	69	J. Gross	MLB	55	D. Morgan	RT	75	S. Locklear	MLB	51	L. Tatupu
TE	84	M. Gaines	WLB	54	W. Witherspoon	WR	87	J. Jurevicius	OLB	54	D. Lewis
WR	83	K. Colbert	LCB	20	C. Gamble	WR	82	D. Jackson	LCB	21	A. Dyson
QB	17	J. Delhomme	RCB	23	K. Lucas	QB	8	M. Hasselbeck	RCB	23	M. Trufant
FB	45	B. Hoover	SS	27	M. McCree	FB	38	M. Strong	SS	28	M. Boulware
RB	37	N. Goings	FS	30	M. Minter	RB	37	S. Alexander	FS	33	M. Manuel

CAROLINA SUBSTITUTIONS: K 4 J.Kasay, P 7 J.Baker, WR 18 D.Carter, CB 21 D.Wesley, RB 22 J.Robertson, CB 24 R. Manning, RB 32 R.Smart, S 47 T.Davis, FB 49 C. Cramer, LB 50 V.Ciurciu, LB 52 C.Draft, LB 56 J.Kyle, LB 57 S.Tufts, C 63 G.Hangartner, T 78 T.Fordham, WR 81 R.Proehl, TE 86 K.Mangum, WR 88 K.Hankton, DT 94 K.Moorehead, DE 96 Al Wallace, DE 97 K.Rasmussen DID NOT PLAY: QB16 C.Weinke, TE 82 M.Seidman. INACTIVE: 3QB 3 S.Lefors, WR 5 E. Hill, S 31 B. Parker, CB 38 G. Wilds, T 61 D.Kadela, G 71 E.Mathis, DE 92 J.Haye, DT 98 A.Ellison

		1	2	3	4	OT	TOTAL	FIELD GOALS (made() & missed)	
VISITOR	Carolina Panthers	0	7	0	7	-	14		
HOME	Seattle Seahawks	10	10	7	7	-	34	J. Brown (24) (39) 49SH	
		Team	Qtr	Clock Time	PLAY DESCRIPTION (Extra Point) (Drive Info)			SCORE	
								Visitor	Home
		SEAHAWKS	1	5:31	J.Stevens 17 yd. pass from M.Hasselbeck (J.Brown kick) (5-57, 2:16)			0	7
		SEAHAWKS	1	2:23	J.Brown 24 yd. Field Goal (6-14, 2:44)			0	10
		SEAHAWKS	2	14:53	S.Alexander 1 yd. run (J.Brown kick) (4-17, 0:57)			0	17
		PANTHERS	2	9:05	S.Smith 59 yd. punt return (J.Kasay kick)			7	17
		SEAHAWKS	2	4:03	J.Brown 39 yd. Field Goal (10-57, 5:02)			7	20
		SEAHAWKS	3	11:09	D.Jackson 20 yd. pass from M.Hasselbeck (J.Brown kick) (8-65, 3:51)			7	27
		SEAHAWKS	4	6:00	S.Alexander 1 yd. run (J.Brown kick) (8-53, 4:48)			7	34
		PANTHERS	4	5:09	D.Carter 47 yd. pass from J.Delhomme (J.Kasay kick) (4-80, 0:51)			14	34

POSTSEASON HISTORY

FINAL INDIVIDUAL STATISTICS

Carolina Panthers										Seattle Seahawks										
RUSHING	ATT	YDS	AVG	LG	TD	RUSHING	ATT	YDS	AVG	LG	TD	PASSING	ATT	CMP	YDS	SK/YD	TD	LG	IN	Rtg.
J.Robertson	4	19	4.8	15	0	S.Alexander	34	132	3.9	18	2	M.Hasselbeck	28	20	219	2/16	2	28	0	118.0
J.Delhomme	3	15	5.0	6	0	M.Stevens	6	27	4.5	15	0	Total	28	20	219	2/16	2	28	0	118.0
N.Goings	5	2	0.4	2	0	M.Morris	7	24	3.4	10	0									
						M.Strong	4	7	1.8	3	0									
Total	12	36	3.0	15	0	Total	51	190	3.7	18	2									
PASSING	ATT	CMP	YDS	SK/YD	TD	LG	IN	Rtg.	PASSING	ATT	CMP	YDS	SK/YD	TD	LG	IN	Rtg.			
J.Delhomme	35	15	196	2/20	1	47t	3	34.9	M.Hasselbeck	28	20	219	2/16	2	28	0	118.0			
Total	35	15	196	2/20	1	47t	3	34.9	Total	28	20	219	2/16	2	28	0	118.0			
PASS RECEIVING	NO	YDS	AVG	LG	TD	PASS RECEIVING	NO	YDS	AVG	LG	TD									
J.Robertson	5	37	7.4	18	0	D.Jackson	6	75	12.5	20t	1									
S.Smith	5	33	6.6	12	0	J.Stevens	6	66	11.0	17t	1									
D.Carter	2	88	44.0	47t	1	B.Engram	3	34	11.3	13	0									
R.Proehl	1	19	19.0	19	0	S.Wallace	1	28	28.0	28	0									
K.Mangum	1	10	10.0	10	0	R.Hannam	1	7	7.0	7	0									
B.Hoover	1	9	9.0	9	0	J.Jurevicius	1	6	6.0	6	0									
						M.Strong	1	3	3.0	3	0									
						S.Alexander	1	0	0.0	0	0									
Total	15	196	13.1	47t	1	Total	20	219	11.0	28	2									
INTERCEPTIONS	NO	YDS	AVG	LG	TD	INTERCEPTIONS	NO	YDS	AVG	LG	TD									
						M.Manuel	1	32	32.0	32	0									
						L.Tatupu	1	21	21.0	21	0									
Total	0	0	0.0	0	0	M.Boulware	1	14	14.0	14	0									
						Total	3	67	22.3	32	0									
PUNTING	NO	YDS	AVG	TB	IN20	LG	PUNTING	NO	YDS	AVG	TB	IN20	LG							
J.Baker	7	243	34.7	0	2	52	T.Rouen	4	169	42.3	2	1	45							
							J.Brown	1	25	25.0	0	1	25							
Total	7	243	34.7	0	2	52	Total	5	194	38.8	2	2	45							
PUNT RETURNS	NO	YDS	AVG	FC	LG	TD	PUNT RETURNS	NO	YDS	AVG	FC	LG	TD							
S.Smith	1	59	59.0	0	59t	1	P.Warrick	2	7	3.5	2	5	0							
(DOWNED)	2	0	0.0	0	0	0	(DOWNED)	3	0	0.0	0	0	0							
(TOUCHBACK)	2	0	0.0	0	0	0	Returns	2	7	3.5	2	5	0							
Returns	1	59	59.0	0	59t	1														
KICKOFF RETURNS	NO	YDS	AVG	FC	LG	TD	KICKOFF RETURNS	NO	YDS	AVG	FC	LG	TD							
R.Smart	4	74	18.5	0	21	0	J.Scobey	2	51	25.5	0	32	0							
J.Robertson	3	69	23.0	0	26	0	Returns	2	51	25.5	0	32	0							
Returns	7	143	20.4	0	26	0														
FUMBLES	Fum	Own Rec.	Yds	TD	FF	Opp. Rec.	Yds	TD	Out Bnds	FUMBLES	Fum	Own Rec.	Yds	TD	FF	Opp. Rec.	Yds	TD	Out Bnds	
S.Smith	1	0	0	0	0	0	0	0	0	C.Terrill	0	0	0	0	1	0	0	0	0	
										M.Trufant	0	0	0	0	1	1	5	0	0	
Total	1	0	0	0	0	0	0	0	0	Total	0	0	0	0	1	1	5	0	0	

FINAL TEAM STATISTICS

TOTAL FIRST DOWNS	11	27	FGs -PATs Had Blocked	0-0	0-0
By Rushing	2	13	Net Punting Average	33.7	19.0
By Passing	7	11	TOTAL RETURN YARDAGE (Not Including Kickoffs)	59	74
By Penalty	2	3	No. and Yards Punt Returns	1-59	2-7
THIRD DOWN EFFICIENCY	1-9-11%	8-18-44%	No. and Yards Kickoff Returns	7-143	2-51
FOURTH DOWN EFFICIENCY	0-0-0%	0-1-0%	No. and Yards Interception Returns	0-0	3-67
TOTAL NET YARDS	212	393	PENALTIES Number and Yards	5-57	7-63
Total Offensive Plays (inc. times thrown passing)	49	81	FUMBLES Number and Lost	1-1	0-0
Average gain per offensive play	4.3	4.9	TOUCHDOWNS	2	4
NET YARDS RUSHING	36	190	Rushing	0	2
Total Rushing Plays	12	51	Passing	1	2
Average gain per rushing play	3.0	3.7	Punt Returns	1	0
Tackles for a loss-number and yards	1-2	7-14	EXTRA POINTS Made-Attempts	2-2	4-4
NET YARDS PASSING	176	203	Kicking Made-Attempts	2-2	4-4
Times thrown - yards lost attempting to pass	2-20	2-16	FIELD GOALS Made-Attempts	0-0	2-3
Gross yards passing	196	219	RED ZONE EFFICIENCY	0-0-0%	3-4-75%
PASS ATTEMPTS-COMPLETIONS-HAD INTERCEPTED	35-13-3	28-20-0	GOAL TO GO EFFICIENCY	0-0-0%	2-3-67%
Avg gain per pass play (inc.# thrown passing)	4.8	6.8	SAFETIES	0	0
KICKOFFS Number-In End Zone-Touchbacks	3-0-0	7-1-0	FINAL SCORE	14	34
PUNTS Number and Average	7-34.7	5-38.8	TIME OF POSSESSION	18:09	41:51
Had Blocked	0	0			

DEFENSIVE STATISTICS (based on coaches' film review)

Player	TT	S	A	S-yds	I-yds	PD	FF	FR	Player	TT	S	A	S-yds	I-yds	PD	FF	FR
W. Witherspoon	10	8	2	0	0	1	0	0	J. Carstens	4	2	2	0	0	0	0	0
D. Morgan	7	2	5	1-7	0	0	0	0	R. Manning	4	4	0	0	0	0	0	0
B. Buckner	7	7	0	0	0	0	0	0	M. Minter	3	3	0	0	0	1	0	0
C. Craft	7	7	0	0	0	0	0	0	C. Gamble	3	3	0	0	0	1	0	0
K. Lucas	6	5	1	0	0	0	0	0	K. Moorehead	2	1	1	0	0	0	0	0
J. Peppers	6	5	1	0	0	0	0	0	A. Wallace	1	1	0	0	0	0	0	0
B. Short	6	4	2	0	0	0	0	0	T. Davis	1	1	0	0	0	0	0	0
M. McCree	6	6	0	0	0	0	0	0	K. Rasmussen	1	1	0	0	0	0	0	0
M. Rucker	4	3	1	1-9	0	0	0	0	Total	78	63	15	2-16	0	3	0	0

POSTSEASON HISTORY

NFC DIVISIONAL PLAYOFFS

ARIZONA 33 – CAROLINA 13

January 10, 2009
Bank of America Stadium • Charlotte, NC

WEATHER: Showers, 45°, Wind SW 10 MPH- ATTENDANCE: 73,695 - TIME: 3:11

The Carolina Panthers dropped a 33-13 decision at home in the NFC Divisional Playoffs to end the 2008 campaign. The Panthers jumped out to an early lead when Jonathan Stewart capped Carolina's opening drive with a nine-yard touchdown run. However, the Panthers only managed one more first down for the rest of the first half as they turned the ball over twice and punted three times. Arizona quarterback Kurt Warner hooked up with Larry Fitzgerald for 151 yards and a touchdown in the first

half as the Cardinals jumped to a 27-7 lead at the intermission. Jake Delhomme found Steve Smith for an 8-yard touchdown in the fourth quarter. Delhomme finished with 205 yards on 17 of 34 passing with one touchdown and five interceptions. DeAngelo Williams managed 63 yards rushing on 12 carries. Defensively, Jon Beason notched a second-half interception along with nine tackles. Thomas Davis led the team with 11 tackles including one for a loss, while Damione Lewis recorded a sack.

OFFICIALS

Referee — Gene Steratore (114) Umpire — Butch Hannah (40) Head Linesman — Phil McKinnely (110) Line Judge — Michael Spanier (90)
Field Judge — Steve Zimmer (33) Side Judge —Laird Hayes (125) Back Judge — Jim Howey (37) Replay — Al Hynes

STARTING LINEUPS

Arizona Cardinals						Carolina Panthers					
Offense			Defense			Offense			Defense		
WR	11	L. Fitzgerald	LDE	94	A. Smith	WR	89	S. Smith	LDE	96	T. Brayton
LT	69	M. Gandy	NT	97	B. Robinson	LT	69	J. Gross	LDT	99	M. Kemoeatu
LG	74	R. Wells	DT	90	D. Dockett	LG	70	T. Wharton	RDT	92	D. Lewis
C	63	L. Sendlein	RDE	92	B. Berry	C	67	R. Kalil	RDE	90	J. Peppers
RG	76	D. Lului	SLB	56	C. Okeafor	RG	73	J. Bridges	SLB	53	N. Diggs
RT	75	L. Brown	MLB	54	G. Hayes	RT	79	J. Otah	MLB	52	J. Beason
WR	15	S. Breaston	WLB	58	K. Dansby	TE	47	J. King	WLB	58	T. Davis
TE	83	S. Spach	LCB	26	R. Hood	WR	87	M. Muhammad	LCB	20	C. Gamble
QB	13	K. Warner	RCB	29	D. Rodgers-Cromartie	QB	17	J. Delhomme	RCB	21	K. Lucas
RB	32	E. James	SS	24	A. Wilson	FB	45	B. Hoover	SS	43	C. Harris
TE	82	L. Pope	H	21	A. Rolle	RB	34	D. Williams	FS	30	C. Godfrey

CAROLINA SUBSTITUTIONS: K 4 J.Kasay, K 5 R.Lloyd, P 7 J.Baker, CB 23 D.Wesley, S 25 N.Salley, CB 27 C.Wilson, RB 28 J.Stewart, CB 31 R.Marshall, RB 37 N.Goings, LB 50 J.Anderson, LB 54 L.Johnson, LB 55 D.Curry, LB 56 J.Kyle, DE 66 H.Taylor, T 76 F.Omivale, DT 78 N.Hayden, WR 80 D.Jarrett, TE 82 G.Barnidge, WR-PR 84 M.Jones, TE 88 Dante Rosario, DE 95 C. Johnson **DID NOT PLAY**: QB 12 J.McCown, C 63 G.Hangartner **INACTIVE**: 3QB 3 M.Moore, WR 18 D.Hackett, S 26 Q.Teal, LB 59 A.Seward, G 65 M.Bernadeau, WR 81 K.Moore, DT 93 D.Walker, DT 98 J.Parker

		1	2	3	4	OT	TOTAL	FIELD GOALS (made() & missed)	
VISITOR	Arizona Cardinals	14	13	3	3	-	33	N. Rackers (49) (30) 53SH (33) (20)	
HOME	Carolina Panthers	7	0	0	6	-	13		
Team	Qtr	Clock Time	PLAY DESCRIPTION (Extra Point) (Drive Info)					SCORE	
								Visitor	Home
PANTHERS	1	11:56	J. STEWART 9 YD. RUN (J.KASAY KICK) (5-50, 3:04)					0	7
CARDINALS	1	2:43	T. HIGHTOWER 3 YD. PASS FROM K. WARNER (N.RACKERS KICK) (6-60, 3:39)					7	7
CARDINALS	1	1:47	E. JAMES 4 YD. RUN (N.RACKERS KICK) (2-13, 0:50)					14	7
CARDINALS	2	10:16	N. RACKERS 49 YD. FIELD GOAL (9-49, 4:32)					17	7
CARDINALS	2	5:28	N. RACKERS 30 YD. FIELD GOAL (8-49, 3:39)					20	7
CARDINALS	2	3:32	L. FITZGERALD 29 YD. PASS FROM K. WARNER (N.RACKERS KICK) (3-44 , 1:39)					27	7
CARDINALS	3	4:40	N. RACKERS 33 YD. FIELD GOAL (6-11, 3:12)					30	7
CARDINALS	4	3:10	N. RACKERS 20 YD. FIELD GOAL (13-48, 7:37)					33	7
PANTHERS	4	0:50	S. SMITH 8 YD. PASS FROM J. DELHOMME (PASS FAILED)					33	13

POSTSEASON HISTORY

FINAL INDIVIDUAL STATISTICS

Arizona Cardinals											Carolina Panthers															
RUSHING	ATT	YDS	AVG	LG	TD						RUSHING	ATT	YDS	AVG	LG	TD										
T. Hightower	17	76	4.5	17	0						D. Williams	12	63	5.3	31	0										
E. James	20	57	2.9	7	1						J. Stewart	3	12	4.0	9t	1										
J. Arrington	2	11	5.5	9	0																					
K. Warner	3	1	0.3	3	0																					
T. Smith	1	0	0.0	0	0																					
Total	43	145	3.4	17	1						Total	15	75	5.0	31	1										
PASSING	ATT	CMP	YDS	SK/YD	TD	LG	IN	Rtg.						PASSING	ATT	CMP	YDS	SK/YD	TD	LG	IN	Rtg.				
K. Warner	32	21	220	1/5	2	41	1	93.2						J. Delhomme	34	17	205	2/11	1	35	5	39.1				
Total	32	21	220	1/5	2	41	1	93.2						Total	34	17	205	2/11	1	35	5	39.1				
PASS RECEIVING	NO	YDS	AVG	LG	TD						PASS RECEIVING	NO	YDS	AVG	LG	TD										
L. Fitzgerald	8	166	20.8	41	1						M. Muhammad	5	55	11.0	20	0										
S. Breaston	4	28	7.0	12	0						J. Stewart	3	39	13.0	18	0										
J. Arrington	3	10	3.3	9	0						D. Rosario	3	28	9.3	14	0										
J. Urban	2	5	2.5	8	0						S. Smith	2	43	21.5	35	1										
E. James	1	9	9.0	9	0						D. Jarrett	2	27	13.5	20	0										
T. Castille	1	3	3.0	3	0						B. Hoover	1	7	7.0	7	0										
T. Hightower	1	3	3.0	3t	0						D. Williams	1	6	6.0	6	0										
E. Doucet	1	-4	-4.0	-4	0																					
Total	21	220	10.5	41	2						Total	17	205	12.1	35	1										
INTERCEPTIONS	NO	YDS	AVG	LG	TD						INTERCEPTIONS	NO	YDS	AVG	LG	TD										
A. Rolle	1	47	47.0	47	0						J. Beason	1	4	4.0	4	0										
D. Rodgers-Cromartie	1	19	19.0	19	0																					
G. Hayes	1	6	6.0	6	0																					
R. Brown	1	0	0.0	0	0																					
R. Hood	1	0	0.0	0	0																					
Total	5	72	14.4	47	0						Total	1	4	4.0	4	0										
PUNTING	NO	YDS	AVG	TB	IN20	LG						PUNTING	NO	YDS	AVG	TB	IN20	LG								
B. Graham	4	174	43.5	1	2	53						J. Baker	4	192	48.0	0	0	53								
Total	4	174	43.5	1	2	53						Total	4	192	48.0	0	0	53								
PUNT RETURNS	NO	YDS	AVG	FC	LG	TD						PUNT RETURNS	NO	YDS	AVG	FC	LG	TD								
S. Breaston	3	15	5.0	0	11	0						M. Jones	1	9	9.0	2	9	0								
(OUT OF BOUNDS)	1	0	0.0	0	0	0						(TOUCHBACK)	1	0	0.0	0	0	0								
Returns	3	15	5.0	0	11	0						Returns	1	9	9.0	2	9	0								
KICKOFF RETURNS	NO	YDS	AVG	FC	LG	TD						KICKOFF RETURNS	NO	YDS	AVG	FC	LG	TD								
J. Arrington	1	23	23.0	0	23	0						M. Jones	5	151	30.2	0	39	0								
(OUT OF BOUNDS)	1	0	0.0	0	0	0						D. Rosario	1	4	4.0	0	4	0								
Returns	1	0	0.0	0	0	0						B. Hoover	1	0	0.0	0	0	0								
(TOUCHBACK)	1	0	0.0	0	0	0						(TOUCHBACK)	1	0	0.0	0	0	0								
Returns	1	23	23.0	0	23	0						Returns	7	155	22.1	0	39	0								
FUMBLES	Fum	Own	Rec.	Yds	TD	FF	Opp. Rec.	Yds	TD	Bnds						FUMBLES	Fum	Own	Rec.	Yds	TD	FF	Opp. Rec.	Yds	TD	Bnds
A. Smith	0	0	0	0	0	1	1	0	0	0						J. Delhomme	1	0	0	0	0	0	0	0	0	0
Total	0	0	0	0	0	1	1	0	0	0						Total	1	0	0	0	0	0	0	0	0	0

FINAL TEAM STATISTICS

	VISITOR		HOME			VISITOR		HOME	
	CARDINALS		PANTHERS			CARDINALS		PANTHERS	
TOTAL FIRST DOWNS	21		16		FGs - PATs Had Blocked	0-0		0-0	
By Rushing	8		4		Net Punting Average	36.3		44.3	
By Passing	10		11		TOTAL RETURN YARDAGE (Not Including Kickoffs)	87		13	
By Penalty	3		1		No. and Yards Punt Returns	3-15		1-9	
THIRD DOWN EFFICIENCY	10-18-56%		2-8-25%		No. and Yards Kickoff Returns	1-23		7-155	
FOURTH DOWN EFFICIENCY	0-0-0%		0-1-0%		No. and Yards Interception Returns	5-72		1-4	
TOTAL NET YARDS	360		269		PENALTIES Number and Yards	5-65		6-40	
Total Offensive Plays (inc. times thrown passing)	76		51		FUMBLES Number and Lost	0-0		1-1	
Average gain per offensive play	4.7		5.3		TOUCHDOWNS	3		2	
NET YARDS RUSHING	145		75		Rushing	1		1	
Total Rushing Plays	43		15		Passing	2		1	
Average gain per rushing play	3.4		5.0		EXTRA POINTS Made-Attempts	3-3		1-2	
Tackles for a loss-number and yards	2-4		3-6		Kicking Made-Attempts	3-3		1-1	
NET YARDS PASSING	215		194		Passing Made-Attempts	0-0		0-1	
Times thrown - yards lost attempting to pass	1-5		2-11		FIELD GOALS Made-Attempts	4-5		0-0	
Gross yards passing	220		205		RED ZONE EFFICIENCY	2-5-40%		2-4-50%	
PASS ATTEMPTS-COMPLETIONS-HAD INTERCEPTED	32-21-1		34-17-5		GOAL TO GO EFFICIENCY	1-2-50%		2-2-100%	
Avg gain per pass play (inc.# thrown passing)	6.5		5.4		SAFETIES	0		0	
KICKOFFS Number-In End Zone-Touchbacks	8-4-1		3-0-0		FINAL SCORE	33		13	
PUNTS Number and Average	4-43.5		4-48.0		TIME OF POSSESSION	39:49		20:11	
Had Blocked	0		0						

POSTSEASON HISTORY

NFC DIVISIONAL PLAYOFFS

SAN FRANCISCO 23 – CAROLINA 10

January 12, 2014

Bank of America Stadium • Charlotte, NC

WEATHER: Sunny, 54°, Wind W 8 MPH- ATTENDANCE: 73, 784 - TIME: 1:05 PM

Quarterback Colin Kaepernick threw for 196 yards and one touchdown and running back Frank Gore added 84 yards on 17 carries leading San Francisco to a 23-10 victory over Carolina in the NFC Divisional Playoffs. San Francisco jumped out to a 6-0 lead courtesy of two field goals from Phil Dawson and costly Carolina penalties. Still, the Panthers appeared poised to take their first lead on the first play of the second quarter. But quarterback Cam Newton was stopped for no gain on fourth-and-goal from the one-yard line. The defense promptly forced a three-and-out and Ted Ginn returned the punt 24 yards to the San Francisco 31-yard line. On the next play, Newton lofted a perfect pass down the sideline to Steve Smith for a 31-yard touchdown. The Panthers were in position to score another touchdown on their next possession. But both Newton and fullback Mike Tolbert failed to score on runs from the 1-yard line, forcing Carolina to settle for a 24-yard Graham Gano field goal and a 10-6 lead. The 49ers proceeded to score in the closing seconds before halftime. A

pass interference penalty wiped out an incompleton on third-and-nine, giving San Francisco first-and-goal at the 1-yard line. Quarterback Colin Kaepernick connected with tight end Vernon Davis for a 1-yard touchdown two plays later. The 49ers found the end zone again on their first drive of the third quarter after a Carolina three-and-out. Kaepernick connected with a wide open Anquan Boldin for a 45-yard gain to set up the score. Kaepernick then rushed for a 4-yard touchdown to build a 20-10 lead. Davis' touchdown catch in the second quarter capped a 12-play, 80-yard drive. Kaepernick's touchdown run in the third quarter culminated an eight-play, 77-yard drive. Dawson converted a 34-yard field goal to extend the San Francisco lead to 13 in the fourth quarter. Carolina's comeback hopes were extinguished when a pass intended for Olsen was intercepted at the San Francisco 9-yard line by safety Donte Whitner with 4:22 left in the game.

OFFICIALS

Referee — Carl Cheffers (51) Umpire —Ruben Fowler (71) Head Linesman — George Hayward (54) Line Judge — Thomas Symonette (100) Field Judge — Scott Steenson (88) Side Judge —Ronald Torbert (62) Back Judge — Steve Freeman (133) Replay — Charles Stewart

STARTING LINEUPS

San Francisco 49ers						Carolina Panthers					
Offense			Defense			Offense			Defense		
WR	81	A. Boldin	LDT	91	R. McDonald	WR	89	S. Smith	LDE	95	C. Johnson
LT	74	J. Staley	NT	90	G. Dorsey	LT	69	J. Gross	LDT	92	D. Edwards
LG	77	M. Iupati	RDT	94	J. Smith	LG	70	T. Wharton	RDT	98	S. Lotulelei
C	59	J. Goodwin	OLB	55	A. Brooks	C	67	R. Kaiili	RDE	90	F. Alexander
RG	75	A. Boone	ILB	53	N. Bowman	RG	78	N. Chandler	SLB	58	T. Davis
RT	76	A. Davis	ILB	52	P. Willis	RT	77	B. Bell	MLB	59	L. Kuechly
TE	85	V. Davis	OLB	99	A. Smith	TE	88	G. Olsen	WLB	76	G. Hardy
WR	15	M. Crabtree	LCB	26	T. Brock	WR	11	B. LaFell	LCB	41	C. Munnerlyn
QB	7	C. Kaepernick	RCB	25	T. Brown	QB	1	C. Newton	RCB	23	M. White
RB	21	F. Gore	FS	35	E. Reid	FB	35	M. Tolbert	SS	27	Q. Mikell
FB	48	W. Tukuafu	SS	31	D. Whitner	RB	34	D. Williams	FS	21	M. Mitchell

CAROLINA SUBSTITUTIONS: P 8 B.Nortman, K 9 G.Gano, WR 19 T.Ginn, CB 22 J.Thomas, RB 25 K.Barner, CB 29 D.Florence, S 38 R.Lester, S 42 C.Jones, LS 44 J.Jansen, TE/FB 47 R.Brockel, LB 54 J.Williams, LB 56 A.J.Klein, LB 57 J.Senn, C 63 G.Hangartner, C 64 B.Folkerts, G 75 C.Scott, TE 84 B.Hartsock, TE 86 B.Williams, WR 87 D.Hixon, DT 91 C.Cole, LB 93 C.Blackburn, DE 97 M.Addison, DT 99 K.Short DID NOT PLAY: QB 3 D.Anderson INACTIVE: WR 12 T.King, WR 15 M.McNutt, CB 24 J.Norman, RB 28 J.Stewart, LB 55 D.Connor, T 74 T.Bond, DE 96 W.Horton

		1	2	3	4	OT	TOTAL	FIELD GOALS (made() & missed)	
VISITOR	San Francisco 49ers	6	7	7	3	-	23	P. Dawson (49) (33) (34)	
HOME	Carolina Panthers	0	10	0	0	-	10	G. Gano (24)	
Team	Qtr	Clock Time	PLAY DESCRIPTION (Extra Point) (Drive Info)					SCORE	
								Visitor	Home
49ERS	1	9:12	P. DAWSON 49 YD. FIELD GOAL (13-49, 5:48)					3	0
49ERS	1	4:33	P. DAWSON 33 YD. FIELD GOAL (6-31, 1:45)					6	0
PANTHERS	2	13:40	S. SMITH 31 YD. PASS FROM C. NEWTON (G. GANO KICK) (1-31, 0:07)					6	7
PANTHERS	2	3:41	G. GANO 24 YD. FIELD GOAL (13-73, 8:59)					6	10
49ERS	2	0:05	V. DAVIS 1 YD. PASS FROM C. KAEPERNICK (P. DAWSON KICK) (12-80, 3:36)					13	10
49ERS	3	8:53	C. KAEPERNICK 4 YD. RUN (P. DAWSON KICK) (8-77, 4:32)					20	10
49ERS	4	7:35	P. DAWSON 34 YD. FIELD GOAL 913-73, 7:58)					23	10

POSTSEASON HISTORY

FINAL INDIVIDUAL STATISTICS

San Francisco 49ers										Carolina Panthers									
RUSHING										RUSHING									
	ATT	YDS	AVG	LG	TD					ATT	YDS	AVG	LG	TD					
F. Gore	17	84	4.9	39	0					C. Newton	10	54	5.4	11	0				
K. Hunter	9	27	3.0	17	0					M. Tolbert	8	20	2.5	5	0				
C. Kaepernick	8	15	1.9	7	1					D. Williams	5	13	2.6	7	0				
										B. LaFell	1	6	6.0	6	0				
Total	34	126	3.7	39	1					Total	24	93	3.9	11	0				
PASSING										PASSING									
	ATT	CMP	YDS	SK/YD	TD	LG	IN	Rtg.		ATT	CMP	YDS	SK/YD	TD	LG	IN	Rtg.		
C. Kaepernick	28	15	196	1/7	1	45	0	87.8		C. Newton	25	16	267	5/35	1	59	2	79.9	
A. Boldin	1	0	0	0/0	0	0	0	39.6											
A. Lee	1	0	0	0/0	0	0	0	39.6											
Total	30	15	196	1/7	1	45	0	82.1		Total	25	16	267	5/35	1	59	2	79.9	
PASS RECEIVING										PASS RECEIVING									
	NO	YDS	AVG	LG	TD					NO	YDS	AVG	LG	TD					
A. Boldin	8	136	17.0	45	0					T. Ginn	4	104	26.0	59	0				
M. Crabtree	3	26	8.7	20	0					S. Smith	4	74	18.5	31	1				
Q. Patton	1	23	23.0	23	0					G. Olsen	4	55	13.8	35	0				
F. Gore	1	8	8.0	8	0					B. LaFell	4	34	8.5	13	0				
W. Tukuafu	1	2	2.0	2	0														
V. Davis	1	1	1.0	1	1														
Total	15	196	13.1	45	1					Total	16	267	16.7	59	1				
INTERCEPTIONS										INTERCEPTIONS									
	NO	YDS	AVG	LG	TD					NO	YDS	AVG	LG	TD					
D. Whitner	1	18	18.0	18	0														
P. Willis	1	-1	-1.0	-1	0														
Total	2	17	8.5	18	0					Total	0	0	0.0	0	0				
PUNTING										PUNTING									
	NO	YDS	AVG	TB	IN20	LG				NO	YDS	AVG	TB	IN20	LG				
A. Lee	2	95	47.5	0	0	52				B. Nortman	2	84	42.0	0	1	51			
Total	2	95	47.5	0	0	52				Total	2	84	42.0	0	1	51			
PUNT RETURNS										PUNT RETURNS									
	NO	YDS	AVG	FC	LG	TD				NO	YDS	AVG	FC	LG	TD				
L. J. Jim	0	0	0.0	2	0	0				T. Ginn	2	27	13.5	0	24	0			
Returns	0	0	0.0	2	0	0				Returns	2	27	13.5	0	24	0			
KICKOFF RETURNS										KICKOFF RETURNS									
	NO	YDS	AVG	FC	LG	TD				NO	YDS	AVG	FC	LG	TD				
[TOUCHBACK]	3	0	0.0	0	0	0				T. Ginn	3	62	20.7	0	25	0			
										K. Barner	1	16	16.0	0	16	0			
Returns	0	0	0.0	0	0	0				[TOUCHBACK]	2	0	0.0	0	0	0			
										Returns	4	78	19.5	0	25	0			
FUMBLES										FUMBLES									
	Fum	Own Rec.	Yds	TD	FF	Opp. Rec.	Yds	TD	Out Bnds	Fum	Own Rec.	Yds	TD	FF	Opp. Rec.	Yds	TD	Out Bnds	
C. Kaepernick	1	0	-2	0	0	0	0	0	0										
F. Gore	0	1	0	0	0	0	0	0	0										
Total	1	1	-2	0	0	0	0	0	0	Total	0	0	0	0	0	0	0	0	0

FINAL TEAM STATISTICS

TOTAL FIRST DOWNS	21	18	Fgs -PATs Had Blocked	0-0	0-0
By Rushing	5	7	Net Punting Average	34.0	42.0
By Passing	11	9	TOTAL RETURN YARDAGE (Not Including Kickoffs)	17	27
By Penalty	5	2	No. and Yards Punt Returns	0-0	2-27
THIRD DOWN EFFICIENCY	6-14-43%	6-10-60%	No. and Yards Kickoff Returns	0-0	4-78
FOURTH DOWN EFFICIENCY	0-1-0%	0-1-0%	No. and Yards Interception Returns	2-17	0-0
TOTAL NET YARDS	315	325	PENALTIES Number and Yards	5-40	8-73
Total Offensive Plays (inc. times thrown passing)	65	54	FUMBLES Number and Lost	1-0	0-0
Average gain per offensive play	4.8	6.0	TOUCHDOWNS	2	1
NET YARDS RUSHING	126	93	Rushing	1	0
Total Rushing Plays	34	24	Passing	1	1
Average gain per rushing play	3.7	3.9	EXTRA POINTS Made-Attempts	2-2	1-1
Tackles for a loss-number and yards	4-9	2-3	Kicking Made-Attempts	2-2	1-1
NET YARDS PASSING	189	232	Passing Made-Attempts	0-0	0-0
Times thrown - yards lost attempting to pass	1-7	5-35	FIELD GOALS Made-Attempts	3-3	1-1
Gross yards passing	196	267	RED ZONE EFFICIENCY	2-4-50%	0-3-0%
PASS ATTEMPTS-COMPLETIONS-HAD INTERCEPTED	30-15-0	25-16-2	GOAL TO GO EFFICIENCY	2-2-100%	0-3-0%
Avg gain per pass play (inc.# thrown passing)	6.1	7.7	SAFETIES	0	0
KICKOFFS Number-In End Zone-Touchbacks	6-3-2	3-3-3	FINAL SCORE	23	10
PUNTS Number and Average	2-47.5	2-42.0	TIME OF POSSESSION	29:55	30:05
Had Blocked	0	0			

DEFENSIVE STATISTICS (based on coaches' film review)

Player	TT	S	A	S-yds	I-yds	PD	FF	FR	Player	TT	S	A	S-yds	I-yds	PD	FF	FR
L. Kuechly	15	10	5	1-7	0	2	0	0	C. Munnerlyn	4	4	0	0	0	0	0	0
T. Davis	9	7	2	0	0	0	0	0	C. Johnson	3	3	0	0	0	0	0	0
C. Blackburn	7	5	2	0	0	1	0	0	C. Cole	2	1	1	0	0	0	0	0
K. Short	6	4	2	0	0	0	0	0	D. Edwards	2	0	2	0	0	0	0	0
G. Hardy	5	4	1	0	0	0	0	0	D. Florence	2	0	2	0	0	0	0	0
M. Mitchell	5	2	3	0	0	1	0	0	M. Addison	1	1	0	0	0	0	0	0
M. White	5	4	1	0	0	0	0	0	Q. Mikell	1	1	0	0	0	2	0	0
S. Lotulelei	4	2	2	0	0	0	0	0	F. Alexander	0	0	0	0	0	0	0	0
Total	71	48	23	1-7	0	0	0	0	Total	71	48	23	1-7	0	0	0	0

POSTSEASON HISTORY

NFC WILD CARD PLAYOFFS
CAROLINA 27 – ARIZONA 16

January 3, 2015
Bank of America Stadium • Charlotte, NC

WEATHER: Rain, 51°, Wind NE 6 MPH- ATTENDANCE: 71,849 - TIME: 4:20 PM

Carolina running back Jonathan Stewart rushed for 123 yards with a touchdown and the Panthers defense limited Arizona to an NFL postseason record low 78 total yards, leading the Panthers to a 27-16 victory over Arizona. The Panthers built a 10-0 lead after two possessions in the first quarter. A 47-yard Graham Gano field goal was followed by a 13-yard touchdown run by Stewart, who made two defenders miss before spinning into the end zone. Carolina then forced Arizona to punt for a third consecutive time, but returner Brenton Bersin tried to secure the ball after an awkward bounce, and muffed it. The Cardinals recovered the loose ball at the Panthers' 30-yard line. Six plays later, quarterback Ryan Lindley found tight end Darren Fells for a 1-yard touchdown. Gano missed a 43-yard field goal early in the second quarter, but the Panthers held in the field position battle. Following a 31-yard punt by Arizona's Drew Butler, Carolina took over at the Cardinals' 34-yard line. But on third-and-13, cornerback Antonio Cromartie intercepted quarterback Cam Newton's pass for wide receiver Jerricho Cotchery and returned 50 yards before Newton ran him down at the Carolina 17-yard line. Four plays later, running back Marion Grice gave Arizona a 14-10 lead with a 1-yard touchdown run. Gano trimmed the deficit to one with a 39-yard field goal in the final seconds of the first half.

Carolina got on the board first in the second half. Newton tossed a screen pass to running back Fozy Whitaker on the right side of the field, and he avoided four Cardinals as he cut across the middle. Left tackle Byron Bell provided a block on cornerback Patrick Peterson to allow Whitaker to score. Former Panther Ted Ginn, Jr. tried to ignite the Cardinals by returning the ensuing kickoff from eight yards deep in the end zone. Instead, he set up Carolina's third touchdown as cornerback Melvin White forced Ginn to fumble. Linebacker Kevin Reddick recovered for Carolina at the Cardinals' 3-yard line. A third-down pass interference penalty on safety Tony Jefferson, who was covering Olsen, gave the Panthers first-and-goal. Newton faked a handoff and found fullback Mike Tolbert wide open for a 1-yard touchdown to give Carolina a 27-14 lead with 4:04 remaining in the third quarter. Arizona linebacker Sam Acho kept his team in the game by forcing Newton to fumble just before he released a pass early in the fourth quarter. Safety Rashad Johnson recovered the ball and returned it 30 yards to the Carolina 8-yard line. But linebacker Luke Kuechly kept the Panthers' 13-point lead intact by intercepting Lindley's pass for wide receiver Larry Fitzgerald on the next play. Kuechly helped seal the victory by getting a hand on a pass that rookie safety Tre Boston intercepted with 1:54 left in the game.

OFFICIALS

Referee — Ed Hochuli (85) Umpire — Tony Michalek (115) Head Linesman — Steve Stelljes (22) Line Judge — Ron Marinucci (107)
Field Judge — Adrian Hill (29) Side Judge — Boris Cheek (41) Back Judge — Scott Helverson (93) Replay — Tom Sifferman

STARTING LINEUPS

Arizona Cardinals					Carolina Panthers						
Offense			Defense		Offense			Defense			
WR	11	L.Fitzgerald	DE	93	C.Campbell	WR	16	C.Brown	LDE	95	C.Johnson
LT	68	J.Veldheer	NT	92	D.Williams	LT	77	B.Bell	LDT	99	K.Short
LG	62	T.Larsen	DT	98	F.Rucker	LG	68	A.Norwell	RDT	98	S.Lotulelei
C	63	L.Sendlein	DE	95	T.Kelly	C	67	R.Kalil	RDE	96	W.Horton
RG	74	P.Fanaika	SAM	57	A.Okafor	RG	70	T.Turner	SLB	57	A.Glanton
RT	70	B.Massie	ILB	50	L.Foote	RT	74	M.Remmers	MLB	59	L.Kuechly
TE	84	R.Housler	WILL	94	S.Acho	TE	88	G.Olsen	WLB	58	T.Davis
WR	15	M.Floyd	LCB	21	P.Peterson	WR	13	K.Benjamin	RCB	24	J.Norman
QB	14	R.Lindley	RCB	31	A.Cromartie	QB	1	C.Newton	LCB	25	B.Benwikere
RB	30	S.Taylor	SS	22	T.Jefferson	RB	28	J.Stewart	SS	41	R.Harper
TE	85	D.Fells	FS	26	R.Johnson	FB	84	E.Dickson	FS	33	T.Boston

CAROLINA SUBSTITUTIONS: P 8 B.Nortman, K 9 G.Gano, WR 11 B.Bersin, QB 14 J.Webb, CB 23 M.White, RB 34 D.Williams, FB 35 M.Tolbert, CB 37 C.Byndom, S 38 R.Lester, S 42 C.Jones, RB 43 F.Whittaker, LS 44 J.Jansen, LB 52 K.Reddick, LB 53 B.Jacobs, C 64 B.Folkerts, G 75 F.Velasco, G 79 C.Scott, WR 82 J.Cotchery, TE 86 B.Williams, DT 91 C.Cole, DT 92 D.Edwards, DE 94 K.Ealy, DE 97 M.Addison DID NOT PLAY: QB 3 D.Anderson INACTIVE: S 21 T.DeCoud, CB 31 J.Dockery, LB 56 A.Klein, DT 61 K.Love, T 63 D.Foucalt, G 66 A.Silatolu, DE 90 F.Alexander

		1	2	3	4	OT	TOTAL	FIELD GOALS (made() & missed)	
VISITOR	Arizona Cardinals	0	14	0	2	-	16	G. Gano (47) 43WL (39)	
HOME	Carolina Panthers	10	3	14	0	-	27		

Team	Qtr	Clock Time	PLAY DESCRIPTION (Extra Point) (Drive Info)	SCORE	
				Visitor	Home
PANTHERS	1	11:27	G.GANO 47 YD. FIELD GOAL (7-19, 2:03)	0	3
PANTHERS	1	5:21	J.STEWART 13 YD. RUN (G.GANO KICK) (8-57, 3:51)	0	10
CARDINALS	2	14:56	D.FELLS 1 YD. PASS FROM R.LINDLEY (C.CATANZARO KICK) (6-30, 2:15)	7	10
CARDINALS	2	2:50	M.GRICE 1 YD. RUN (C.CATANZARO KICK) (4-17, 2:04)	14	10
PANTHERS	2	0:15	G.GANO 39 YD. FIELD GOAL (9-59, 2:35)	14	13
PANTHERS	3	5:36	F.WHITTAKER 39 YD. PASS FROM C.NEWTON (G.GANO KICK) (1-39, 0:14)	14	20
PANTHERS	3	4:04	M.TOLBERT 1 YD. PASS FROM C.NEWTON (G.GANO KICK) (3-3, 1:24)	14	27
CARDINALS	4	0:03	B.NORTMAN TACKLED IN END ZONE BY J.BETHEL FOR A SAFETY	16	27

POSTSEASON HISTORY

FINAL INDIVIDUAL STATISTICS

Arizona Cardinals											Carolina Panthers										
RUSHING	ATT	YDS	AVG	LG	TD	RUSHING	ATT	YDS	AVG	LG	TD	RUSHING	ATT	YDS	AVG	LG	TD				
K. Williams	10	23	2.3	9	0	J. Stewart	24	123	5.1	35	1	K. Benjamin	4	33	8.3	11	0				
S. Taylor	3	3	1.0	2	0	C. Newton	7	35	5.0	13	0	C. Brown	3	37	12.3	23	0				
M. Grice	1	1	1.0	1	1	D. Williams	4	16	4.0	12	0	C. Olsen	3	37	12.3	16	0				
R. Hughes	1	0	0.0	0	0	M. Tolbert	2	7	3.5	6	0	J. Catchery	3	14	4.7	10	0				
						J. Catchery	1	5	5.0	5	0	F. Whittaker	1	39	39.0	39	1				
						F. Whittaker	1	4	4.0	4	0	E. Dickson	1	34	34.0	34	0				
						B. Nortman	2	-2	-1.0	6	0	B. Bersin	1	6	6.0	6	0				
Total	15	27	1.8	9	1	Total	41	188	4.6	35	1	Total	18	198	11.0	39	2				
PASSING	ATT	CMP	YDS	SK/YD	TD	LG	IN	Rtg.	PASSING	ATT	CMP	YDS	SK/YD	TD	LG	IN	Rtg.				
R. Lindley	28	16	82	4/31	1	21	2	44.3	C. Newton	32	18	198	1/0	2	39	1	82.6				
Total	28	16	82	4/31	1	21	2	44.3	Total	32	18	198	1/0	2	39	1	82.6				
PASS RECEIVING	NO	YDS	AVG	LG	TD	PASS RECEIVING	NO	YDS	AVG	LG	TD	PASS RECEIVING	NO	YDS	AVG	LG	TD				
John Brown	4	34	8.5	21	0	K. Benjamin	4	33	8.3	11	0	K. Benjamin	4	33	8.3	11	0				
L. Fitzgerald	3	31	10.3	14	0	C. Brown	3	37	12.3	23	0	C. Brown	3	37	12.3	23	0				
J. Carlson	3	25	8.3	14	0	C. Olsen	3	37	12.3	16	0	C. Olsen	3	37	12.3	16	0				
K. Williams	3	0	0.0	2	0	J. Catchery	3	14	4.7	10	0	J. Catchery	3	14	4.7	10	0				
R. Hughes	1	6	6.0	6	0	F. Whittaker	1	39	39.0	39	1	F. Whittaker	1	39	39.0	39	1				
D. Fells	1	1	1.0	1	1	E. Dickson	1	34	34.0	34	0	E. Dickson	1	34	34.0	34	0				
M. Floyd	1	-12	-12.0	9	0	B. Bersin	1	6	6.0	6	0	B. Bersin	1	6	6.0	6	0				
S. Taylor	0	2	0.0	2	0	M. Tolbert	1	1	1.0	1	1	M. Tolbert	1	1	1.0	1	1				
L. Sendlein	0	-5	-5.0	5	0	J. Stewart	1	-3	-3.0	3	0	J. Stewart	1	-3	-3.0	3	0				
Total	16	82	5.1	21	1	Total	18	198	11.0	39	2	Total	18	198	11.0	39	2				
INTERCEPTIONS	NO	YDS	AVG	LG	TD	INTERCEPTIONS	NO	YDS	AVG	LG	TD	INTERCEPTIONS	NO	YDS	AVG	LG	TD				
A. Cromartie	1	50	50.0	50	0	T. Boston	1	11	11.0	11	0	T. Boston	1	11	11.0	11	0				
						L. Kuechly	1	1	1.0	1	0	L. Kuechly	1	1	1.0	1	0				
Total	1	50	50.0	50	0	Total	2	12	6.0	11	0	Total	2	12	6.0	11	0				
PUNTING	NO	YDS	AVG	TB	IN20	LG	PUNTING	NO	YDS	AVG	TB	IN20	LG								
D. Butler	9	313	34.8	0	1	52	B. Nortman	4	149	37.3	1	3	49								
Total	9	313	34.8	0	1	52	Total	4	149	37.3	1	3	49								
PUNT RETURNS	NO	YDS	AVG	FC	LG	TD	PUNT RETURNS	NO	YDS	AVG	FC	LG	TD								
T. Ginn	0	0	0.0	2	0	0	B. Bersin	1	0	0.0	5	0	0								
(DOWNED)	1	0	0.0	0	0	0	(DOWNED)	2	0	0.0	0	0	0								
(TOUCHBACK)	1	0	0.0	0	0	0	(OUT OF BOUNDS)	1	0	0.0	0	0	0								
Returns	0	0	0.0	2	0	0	Returns	1	0	0.0	5	0	0								
KICKOFF RETURNS	NO	YDS	AVG	FC	LG	TD	KICKOFF RETURNS	NO	YDS	AVG	FC	LG	TD								
T. Ginn	2	59	29.5	1	48	0	F. Whittaker	1	20	20.0	0	20	0								
(TOUCHBACK)	4	0	0.0	0	0	0	(TOUCHBACK)	2	0	0.0	0	0	0								
Returns	2	59	29.5	1	48	0	Returns	1	20	20.0	0	20	0								
Own FUMBLES	Fum	Opp. Rec.	Yds	TD	FF	Rec.	Yds	TD	Bnds	Own FUMBLES	Fum	Opp. Rec.	Yds	TD	FF	Rec.	Yds	TD	Bnds		
R. Lindley	1	1	0	0	0	0	0	0	0	B. Nortman	1	1	0	0	0	0	0	0	0		
M. Floyd	1	0	0	0	0	0	0	0	0	B. Bersin	1	0	0	0	0	0	0	0	0		
T. Ginn	1	0	0	0	0	0	0	0	0	C. Newton	1	0	0	0	0	0	0	0	0		
John Brown	0	1	0	0	0	0	0	0	0	M. White	0	0	0	0	0	0	0	0	0		
S. Acho	0	0	0	0	1	0	0	0	0	K. Reddick	0	0	0	0	1	0	0	0	0		
J. Bethel	0	0	0	0	1	0	0	0	0												
R. Johnson	0	0	0	0	1	30	0	0	0												
Total	3	2	0	0	1	2	30	0	0	Total	011301	12.1	0	0	1	1	0	0	0		

FINAL TEAM STATISTICS

	VISITOR CARDINALS		HOME PANTHERS			VISITOR CARDINALS		HOME PANTHERS	
TOTAL FIRST DOWNS	8		25		Had Blocked	0		0	
By Rushing	2		12		FGs - PATs Had Blocked	0-0		0-0	
By Passing	5		9		Net Punting Average	34.8		32.3	
By Penalty	1		4		TOTAL RETURN YARDAGE (Not Including Kickoffs)	50		12	
THIRD DOWN EFFICIENCY	3-12-25%		5-15-33%		No. and Yards Punt Returns	0-0		1-0	
FOURTH DOWN EFFICIENCY	0-0-0%		0-2-0%		No. and Yards Kickoff Returns	2-59		1-20	
TOTAL NET YARDS	78		386		No. and Yards Interception Returns	1-50		2-12	
Total Offensive Plays (inc. times throw passing)	47		74		PENALTIES Number and Yards	7-38		8-80	
Average gain per offensive play	1.7		5.2		FUMBLES Number and Lost	3-1		3-2	
NET YARDS RUSHING	27		188		TOUCHDOWNS	2		3	
Total Rushing Plays	15		41		Rushing	1		1	
Average gain per rushing play	1.8		4.6		Passing	1		2	
Tackles for a loss-number and yards	3-4		6-21		EXTRA POINTS Made-Attempts	2-2		3-3	
NET YARDS PASSING	51		198		Kicking Made-Attempts	2-2		3-3	
Times thrown - yards lost attempting to pass	4-31		1-0		FIELD GOALS Made-Attempts	0-0		2-3	
Gross yards passing	82		198		RED ZONE EFFICIENCY	2-3-67%		2-3-67%	
PASS ATTEMPTS-COMPLETIONS-HAD INTERCEPTED	28-16-2		32-18-1		GOAL TO GO EFFICIENCY	2-3-67%		1-1-100%	
Avg gain per pass play (inc.# thrown passing)	1.6		6.0		SAFETIES	1		0	
KICKOFFS Number-In End Zone-Touchbacks	3-3-2		7-6-4		FINAL SCORE	16		27	
PUNTS Number and Average	9-34.8		4-37.3		TIME OF POSSESSION	22:54		37:06	

DEFENSIVE STATISTICS (based on coaches' film review)

Player	TT	S	A	S-yds	I-yds	PD	FF	FR	Player	TT	S	A	S-yds	I-yds	PD	FF	FR	
L. Kuechly	10	6	4	0	1-1	2	0	0	D. Edwards	1	1	0	1-8	0	0	0	0	
T. Davis	7	4	3	0	0	0	0	0	K. Short	1	0	1	1-6	0	0	0	0	
C. Jones	5	2	3	0	0	0	0	0	B. Benwikere	1	1	0	0	0	0	0	0	
S. Lotulelei	4	3	1	0	0	0	0	0	K. Ealy	1	0	1	0	0	0	0	0	
J. Norman	4	2	2	0	0	0	0	0	C. Cole	1	0	1	0	0	0	0	0	
C. Johnson	3	2	1	2-17	0	0	0	0	W. Horton	0	0	1	0	0	0	0	0	
T. Boston	2	1	1	0	0	1-11	1	0	0	Total	41	23	18	4-31	2	3	0	0

POSTSEASON HISTORY

NFC DIVISIONAL PLAYOFFS SEATTLE 31 – CAROLINA 17

January 10, 2015
CenturyLink Field • Seattle, WA

WEATHER: Cloudy, 48°, Wind 0 MPH- **ATTENDANCE:** 68,524 - **TIME:** 5:21 PM PST

Seattle quarterback Russell Wilson completed 15-of-22 passes for 268 yards and three touchdown passes leading the Seahawks to a 31-17 victory over Carolina in the Divisional Playoffs. Seattle got on the scoreboard first after Panthers quarterback Cam Newton fumbled on a late hand-off to running back Jonathan Stewart that Seahawks defensive tackle Tony McDaniel recovered. Four plays later, Russell Wilson connected with wide receiver Doug Baldwin for a 16-yard touchdown. Carolina responded with a 14-play, 79-yard drive that ended with Newton finding rookie wide receiver Kelvin Benjamin in the end zone with a seven-yard pass. With four seconds

left in the half, Panthers kicker Graham Gano nailed a 35-yard field goal to cut the deficit to four. With a scoreless third quarter, Seattle capitalized offensively and defensively in the fourth quarter to seal the fate for the Panthers. Wilson completed his third touchdown pass for 25 yards to tight end Luke Willson and Kam Chancellor returned an intercepted pass intended for Ed Dickson 90 yards for a touchdown shortly after. Kelvin Benjamin caught his second touchdown of the game from 15 yards out late in the fourth quarter to close the scoring.

OFFICIALS

Referee — Terry McAulay (77) **Umpire** — Undrey Wash (96) **Head Linesman** — Derick Bowers (74) **Line Judge** — Mark Perlman (9)
Field Judge — Bob Waggoner (25) **Side Judge** — Joe Larrew (73) **Back Judge** — Terrence Miles (111) **Replay** — Earnie Frantz

STARTING LINEUPS

Carolina Panthers						Seattle Seahawks					
Offense			Defense			Offense			Defense		
WR	82	J.Cotchery	LDE	95	C.Johnson	WR	89	D.Baldwin	LDE	72	M.Bennett
LT	77	B.Bell	LDT	99	K.Short	LT	76	R.Okung	LDT	99	T.McDaniel
LG	68	A.Norwell	RDT	91	C.Cole	LG	77	J.Carpenter	RDT	94	K.Williams
C	67	R.Kalil	RDE	96	W.Horton	C	60	M.Unger	RDE	56	C.Avril
RG	70	T.Turner	S	42	C.Jones	RG	64	J.Sweezy	OLB	51	B.Irvin
RT	74	M.Remmers	MLB	59	L.Kuechly	RT	68	J.Britt	MLB	54	B.Wagner
TE	88	G.Olsen	WLB	58	T.Davis	TE	82	L.Willson	OLB	50	K.Wright
WR	13	K.Benjamin	LCB	25	B.Benwikere	WR	15	J.Kearse	LCB	25	R.Sherman
QB	1	C.Newton	RCB	24	J.Norman	QB	3	R.Wilson	RCB	27	T.Simon
TE	84	E.Dickson	SS	41	R.Harper	TE	84	C.Helfet	SS	31	K.Chancellor
RB	28	J.Stewart	FS	33	T.Boston	RB	24	M.Lynch	FS	29	E.Thomas

CAROLINA SUBSTITUTIONS: P 8 B.Nortman, K 9 G.Gano, WR 11 B.Bersin, QB 14 J.Webb, WR 16 C.Brown, S 21 T.DeCoud, CB 23 M.White, RB 34 D.Williams, FB 35 M.Tolbert, CB 37 C.Byndom, RB 43 F.Whittaker, LS 44 J.Jansen, LB 52 K.Reddick, LB 53 B.Jacobs, LB 57 A.Glanton, DT 61 K.Love, C 64 B.Folkerts, G 75 F.Velasco, G 79 C.Scott, TE 86 B.Williams, DT 92 D.Edwards, DE 94 K.Ealy, DE 97 M.Addison **DID NOT PLAY:** QB 3 D.Anderson **INACTIVE:** CB 31 J.Dockery, S 38 R.Lester, LB 56 A.Klein, T 63 D.Foucault, G 66 A.Silatolu, DE 90 F.Alexander, DT 98 S.Lotulelei

VISITOR	HOME		1	2	3	4	OT	TOTAL	FIELD GOALS (made() & missed)	
			0	10	0	7	-	17	G. Gano (35)	S. Hauschka (37)
Carolina Panthers	Seattle Seahawks		7	7	0	17	-	31		

Team	Qtr	Clock Time	PLAY DESCRIPTION (Extra Point) (Drive Info)	SCORE	
				Visitor	Home
SEAHAWKS	1	0:56	D.BALDWIN 16 YD. PASS FROM R.WILSON (S.HAUSCHKA KICK) (4-28, 1:26)	0	7
PANTHERS	2	7:44	K.BENJAMIN 7 YD. PASS FROM C.NEWTON (G.GANO KICK) (14-79, 8:12)	7	7
SEAHAWKS	2	4:54	J.KEARSE 63 YD. PASS FROM R.WILSON (S.HAUSCHKA KICK) (5-77, 2:50)	7	14
PANTHERS	2	0:00	G.GANO 35 YD. FIELD GOAL (13-62, 4:54)	10	14
SEAHAWKS	4	14:55	S.HAUSCHKA 37 YD. FIELD GOAL (12-69, 6:32)	10	17
SEAHAWKS	4	10:26	L.WILLSON 25 YD. PASS FROM R.WILSON (S.HAUSCHKA KICK) (6-58, 2:27)	10	24
SEAHAWKS	4	5:55	K.CHANCELLOR 90 YD. INTERCEPTION RETURN (S.HAUSCHKA KICK)	10	31
PANTHERS	4	2:34	K.BENJAMIN 15 YD. PASS FROM C.NEWTON (G.GANO KICK) (8-83, 3:21)	17	31

POSTSEASON HISTORY

FINAL INDIVIDUAL STATISTICS

Carolina Panthers										Seattle Seahawks									
RUSHING										RUSHING									
J. Stewart	ATT	YDS		AVG	LG	TD				M. Lynch	ATT	YDS		AVG	LG	TD			
C. Newton	13	70		5.4	16	0				R. Wilson	14	59		4.2	25	0			
D. Williams	11	37		3.4	9	0				R. Turbin	7	22		3.1	14	0			
M. Tolbert	2	14		7.0	8	0					7	19		2.7	13	0			
F. Whitaker	2	10		5.0	7	0													
J. Cotchery	1	1		1.0	1	0													
J. Cotchery	1	0		0.0	0	0													
Total	30	132		4.4	16	0				Total	28	100		3.6	25	0			
PASSING										PASSING									
C. Newton	ATT	CMP	YDS	SK/YD	TD	LG	IN	Rtg.		R. Wilson	ATT	CMP	YDS	SK/YD	TD	LG	IN	Rtg.	
	36	23	246	2/16	2	31	2	79.2			22	15	268	2/20	3	63	0	149.2	
Total	36	23	246	2/16	2	31	2	79.2		Total	22	15	268	2/20	3	63	0	149.2	
PASS RECEIVING										PASS RECEIVING									
K. Benjamin	NO		YDS		AVG	LG	TD			L. Wilson	NO		YDS		AVG	LG	TD		
G. Olsen	4		75		10.7	28	2			J. Kearse	4		68		17.0	29	1		
J. Cotchery	4		58		14.5	31	0			D. Baldwin	3		129		43.0	63	1		
E. Dickson	3		25		8.3	13	0			M. Lynch	3		38		12.7	16	1		
C. Brown	2		33		16.5	19	0			P. Richardson	3		6		2.0	5	0		
D. Williams	2		24		12.0	14	0			R. Lockette	1		21		21.0	21	0		
M. Tolbert	2		2		1.0	2	0				1		6		6.0	6	0		
B. Bersin	1		14		14.0	14	0												
J. Stewart	1		11		11.0	11	0												
Total	1		4		4.0	4	0			Total		15	268		17.9	63	3		
	23		246		10.7	31	2					15	268		17.9	63	3		
INTERCEPTIONS										INTERCEPTIONS									
	NO		YDS		AVG	LG	TD			K. Chancellor	NO		YDS		AVG	LG	TD		
										R. Sherman	1		90		90.0	90	1		
Total	0		0		0	0	0			Total	2		90		45.0	90	1		
PUNTING										PUNTING									
B. Nortman	NO		YDS		AVG	TB	IN20	LG		J. Ryan	NO		YDS		AVG	TB	IN20	LG	
	4		157		39.3	0	1	48		Total	4		154		38.5	0	3	45	
Total	4		157		39.3	0	1	48			4		154		38.5	0	3	45	
PUNT RETURNS										PUNT RETURNS									
B. Bersin	NO		YDS		AVG	FC	LG	TD		B. Walters	NO		YDS		AVG	FC	LG	TD	
Returns	0		0		0.0	4	0	0		Returns	1		9		9.0	3	9	0	
	0		0		0.0	4	0	0			1		9		9.0	3	9	0	
KICKOFF RETURNS										KICKOFF RETURNS									
F. Whitaker	NO		YDS		AVG	FC	LG	TD		P. Richardson	NO		YDS		AVG	FC	LG	TD	
B. Bersin	2		42		21.0	0	23	0		(TOUCHBACK)	1		26		26.0	0	26	0	
[TOUCHBACK]	1		24		24.0	0	24	1			1		0		0.0	0	0	0	
Returns	3		0		0.0	0	0	0		Returns	1		26		26.0	0	26	0	
	3		66		22.0	0	24	0			1		26		26.0	0	26	0	
FUMBLES										FUMBLES									
C. Newton	Fum	Own Rec.	Yds	TD	FF	Opp. Rec.	Yds	TD	Out Bnds	R. Wilson	Fum	Own Rec.	Yds	TD	FF	Opp. Rec.	Yds	TD	Out Bnds
J. Stewart	2	0	-3	0	0	0	0	0	1	M. Lynch	1	2	-2	0	0	0	0	0	0
W. Horton	1	0	0	0	0	0	0	0	1	O. Schofield	0	0	0	0	1	0	0	0	
	0	0	0	0	1	0	0	0	0	E. Thomas	0	0	0	0	1	0	0	0	
										T. McDaniel	0	0	0	0	1	0	0	0	
Total	3	0	-3	0	1	0	0	0	2	Total	2	2	-2	0	2	1	0	0	0

FINAL TEAM STATISTICS

VISITOR PANTHERS											HOME SEAHAWKS										
TOTAL FIRST DOWNS											FGs - PATs Had Blocked										
By Rushing											Net Punting Average										
By Passing											TOTAL RETURN YARDAGE (Not Including Kickoffs)										
By Penalty											No. and Yards Punt Returns										
THIRD DOWN EFFICIENCY											No. and Yards Kickoff Returns										
FOURTH DOWN EFFICIENCY											No. and Yards Interception Returns										
TOTAL NET YARDS											PENALTIES Number and Yards										
Total Offensive Plays (inc. times thrown passing)											FUMBLES Number and Lost										
Average gain per offensive play											TOUCHDOWNS										
NET YARDS RUSHING											Rushing										
Total Rushing Plays											Passing										
Average gain per rushing play											Interceptions										
Tackles for a loss-number and yards											EXTRA POINTS Made-Attempts										
NET YARDS PASSING											Kicking Made-Attempts										
Times thrown - yards lost attempting to pass											FIELD GOALS Made-Attempts										
Gross yards passing											RED ZONE EFFICIENCY										
PASS ATTEMPTS-COMPLETIONS-HAD INTERCEPTED											GOAL TO GO EFFICIENCY										
Avg. gain per pass play (inc.# thrown passing)											SAFETIES										
KICKOFFS Number-In End Zone-Touchbacks											FINAL SCORE										
PUNTS Number and Average											TIME OF POSSESSION										
Had Blocked																					

DEFENSIVE STATISTICS (based on coaches' film review)

Player	TT	S	A	S-yds	I-yds	PD	FF	FR	Player	TT	S	A	S-yds	I-yds	PD	FF	FR
T. Davis	9	6	3	1-12	0	0	0	0	K. Ealy	3	1	2	0	0	0	0	0
L. Kuechly	8	2	6	0	0	0	0	0	J. Norman	2	2	0	0	0	0	0	0
R. Harper	5	2	3	0	0	0	0	0	D. Edwards	2	2	0	0	0	0	0	0
K. Short	4	0	4	0	0	0	0	0	W. Horton	2	1	1	0	0	0	1	0
T. Boston	3	3	0	0	0	0	0	0	C. Johnson	2	0	2	0	0	0	0	0
C. Jones	3	2	1	0	0	1	0	0	B. Benwikere	1	1	0	0	0	1	0	0
M. Addison	3	1	2	1-8	0	0	0	0	A. Glanton	1	0	1	0	0	0	0	0
C. Cole	3	1	2	0	0	0	0	0	K. Love	1	0	1	0	0	0	0	0
Total									Total								
52 24 28 2-20 0 2 1									52 24 28 2-20 0 2 1								

NFC DIVISIONAL PLAYOFFS
CAROLINA 31 – SEATTLE 24

January 17, 2016
Bank of America Stadium • Charlotte, NC

WEATHER: Partly Cloudy, 43°, Wind NNE 7 MPH- ATTENDANCE: 74,287 - TIME: 1:06 PM EST

Carolina earned a 31-24 victory over Seattle in the NFC Divisional Playoff at Bank of America Stadium, scoring all 31 points in the first half. The Panthers held off Seattle as they rallied with 24 second-half points. On the very first offensive snap of the game, running back Jonathan Stewart – back from a three-game absence with a foot injury – slashed through the middle of Seattle’s vaunted defense for 59 yards, scoring three plays later. Not to be outdone, the defense needed just two snaps to score. After defensive tackle Star Lotulelei threw running back Marshawn Lynch for a 3-yard loss on Seattle’s first play, fellow tackle Kawann Short’s pressure of Wilson forced a bad pass for running back Marshawn Lynch that Luke Kuechly picked off and returned 14 yards for a 14-0 lead. The rest of the quarter was dedicated to an 86-yard touchdown drive that consumed nearly nine minutes – capped by a Stewart leaping score from the 1. Cornerback

Cortland Finnegan picked off a pass on Seattle’s next snap to set up a field goal, and soon after tight end Greg Olsen made an incredible grab in the back of the end zone on third-and-14 from the 19. Seattle’s Tyler Lockett returned the opening kickoff of the second half to midfield, and a penalty moved the ball to the 35. The ensuing drive would end with a 13-yard touchdown pass from Wilson to wide receiver Jermaine Kearse to put the Seahawks on the board. Later in the third quarter, Wilson found Lockett for a 33-yard touchdown and in the fourth Wilson and Kearse connected again for a 3-yard touchdown. Steven Hauschka’s 36-yard field goal with 1:12 to go pulled the Seahawks within a single score, but linebacker Thomas Davis secured an onside kick, taking away a chance for the Seahawks to score.

OFFICIALS

Referee — Tony Corrente (99) Umpire — Tony Michalek (115) Head Linesman — Patrick Turner (13) Line Judge — Jeff Bergman (32)
Field Judge — Adrian Hill (29) Side Judge — Greg Gautreaux (80) Back Judge — Scott Helverson (93) Replay — Howard Slavin

STARTING LINEUPS

Table with 4 main sections: Seattle Seahawks Offense, Seattle Seahawks Defense, Carolina Panthers Offense, and Carolina Panthers Defense. Each section lists player names and jersey numbers.

CAROLINA SUBSTITUTIONS: P 8 B.Nortman, K 9 G.Gano, WR 10 C.Brown, QB 14 J.Webb, WR 19 T.Ginn, CB 21 T.Williams, CB 26 C.Finnegan, S 33 T.Boston, RB 34 C.Artis-Payne, S 42 C.Jones, LS 44 J.Jansen, LB 53 B.Jacobs, LB 55 D.Mayo, LB 56 A.Klein, T 60 Da.Williams, G 79 C.Scott, TE 80 S.Simonson, WR 82 J.Cotchery, DT 92 D.Edwards, DT 93 K.Love, DE 94 K.Ealy, DE 97 M.Addison DID NOT PLAY: QB 3 D.Anderson, G 61 F.Velasco INACTIVE: WR 11 B.Bersin, DB 22 L.Young, S 29 D.Marlowe, RB 32 B.Wegher, RB 43 F.Whittaker, WR 81 K.Norwood, DE 91 R.Delaire

Table with 2 rows: VISITOR and HOME. Columns include Seattle Seahawks, Carolina Panthers, and FIELD GOALS (made/missed).

Table with 7 columns: Team, Qtr, Clock Time, PLAY DESCRIPTION (Extra Point) (Drive Info), SCORE Visitor, and SCORE Home. It lists game plays and their outcomes.

POSTSEASON HISTORY

FINAL INDIVIDUAL STATISTICS

SEATTLE SEAHAWKS										Carolina Panthers									
RUSHING	ATT	YDS	AVG	LG	TD	RUSHING	ATT	YDS	AVG	LG	TD								
O. Wilson	3	32	10.7	14	0	A. Stewart	19	106	5.6	59	2								
M. Lynch	6	20	3.3	9	0	M. Tolbert	7	17	2.4	5	0								
D. Shead	1	17	17.0	17	0	T. Ginn	1	11	11.0	11	0								
F. Jackson	2	9	4.5	6	0	C. Artis-Payne	3	7	2.3	3	0								
						C. Newton	11	3	0.3	5	0								
Total	12	78	6.5	17	0	Total	41	144	3.5	59	0								
PASSING	ATT	CMP	YDS	SK/YD	TD	LG	IN	Rtg.	PASSING	ATT	CMP	YDS	SK/YD	TD	LG	IN	Rtg.		
R. Wilson	48	31	366	5/41	3	33	2	91.1	C. Newton	22	16	161	1/10	1	27	0	108.3		
Total	48	31	366	5/41	3	33	2	91.1	Total	22	16	161	1/10	1	27	0	108.3		
PASS RECEIVING	NO	YDS	AVG	LG	TD	PASS RECEIVING	NO	YDS	AVG	LG	TD								
J. Kearse	11	110	10.0	17	2	G. Olsen	6	77	12.8	27	1								
D. Baldwin	8	82	10.3	20	0	J. Catchery	3	22	7.3	10	0								
L. Wilson	4	54	13.5	22	0	C. Brown	2	22	11.0	17	0								
T. Lockett	3	75	25.0	33t	1	E. Dickson	2	22	11.0	16	0								
F. Jackson	2	23	11.5	13	0	D. Funchess	1	12	12.0	12	0								
M. Lynch	2	15	7.5	11	0	J. Stewart	1	5	5.0	5	0								
K. Smith	1	7	7.0	7	0	C. Artis-Payne	1	1	1.0	1	0								
C. Michael	0	0	0.0	0	0	M. Tolbert	0	0	0.0	0	0								
						T. Ginn	0	0	0.0	0	0								
Total	31	366	11.8	33t	3	Total	16	161	10.1	27	1								
INTERCEPTIONS	NO	YDS	AVG	LG	TD	INTERCEPTIONS	NO	YDS	AVG	LG	TD								
						L. Kuechly	1	14	14.0	14	1								
						C. Finnegan	1	0	0.0	0	0								
Total	0	0	0	0	0	Total	2	14	7.0	14	1								
PUNTING	NO	YDS	AVG	TB	IN20	LG	PUNTING	NO	YDS	AVG	TB	IN20	LG						
J. Ryan	3	109	36.3	0	2	42	B. Nortman	5	188	37.6	0	2	46						
	3	109	36.3	0	2	42		5	188	37.6	0	2	46						
PUNT RETURNS	NO	YDS	AVG	FC	LG	TD	PUNT RETURNS	NO	YDS	AVG	FC	LG	TD						
T. Lockett	1	8	8.0	3	8	0	T. Ginn	1	0	0.0	1	0	0						
[DOWNED]	1	0	0.0	0	0	0	C. Artis-Payne	1	0	0.0	0	0	0						
Total	1	8	8.0	3	8	0	Total	1	0	0.0	1	0	0						
KICKOFF RETURNS	NO	YDS	AVG	FC	LG	TD	KICKOFF RETURNS	NO	YDS	AVG	FC	LG	TD						
T. Lockett	3	92	30.7	0	50	0	J. Webb	4	59	14.8	0	25	0						
[TOUCHBACK]	3	0	0.0	0	0	0													
Total	3	92	30.7	0	50	0	Total	4	59	14.8	0	25	0						
FUMBLES	Own	Yds	Opp.	Yds	Out	FUMBLES	Own	Yds	Opp.	Yds	Out								
M. Bennett	Fum 0	Rec. 0	Yds 0	TD 0	FF 1	Rec. 0	Yds 0	TD 0	FF 1	Rec. 0	Yds 0	TD 0							
Total	0	0	0	0	1	0	0	0	0	0	0	0							

FINAL TEAM STATISTICS

	VISITOR SEAHAWKS	HOME PANTHERS		VISITOR SEAHAWKS	HOME PANTHERS
TOTAL FIRST DOWNS	23	19	TOTAL RETURN YARDAGE (Not Including Kickoffs)	8	14
--By Rushing	5	7	--No. and Yards Punt Returns	1-8	1-0
--By Passing	18	12	--No. and Yards Kickoff Returns	3-92	4-59
--By Penalty	0	0	--No. and Yards Interception Returns	0-0	2-14
THIRD DOWN EFFICIENCY	5-11-45%	8-15-53%	PENALTIES Number and Yards	3-20	3-25
FOURTH DOWN EFFICIENCY	1-2-50%	0-0-0%	FUMBLES Number and Lost	0-0	2-0
TOTAL NET YARDS	403	295	TOUCHDOWNS	3	4
--Total Offensive Plays (inc. times thrown passing)	65	64	--Rushing	0	2
--Average gain per offensive play	6.2	4.6	--Passing	3	1
NET YARDS RUSHING	78	144	--Interceptions	0	1
--Total Rushing Plays	12	41	EXTRA POINTS Made-Attempts	3-3	4-4
--Average gain per rushing play	6.5	3.5	--Kicking Made-Attempts	3-3	4-4
--Tackles for a loss-number and yards	1-3	4-12	FIELD GOALS Made-Attempts	1-2	1-1
NET YARDS PASSING	325	151	RED ZONE EFFICIENCY	2-4-50%	3-3-100%
--Times thrown - yards lost attempting to pass	5-41	1-10	GOAL TO GO EFFICIENCY	1-1-100%	2-2-100%
--Gross yards passing	366	161	SAFETIES	0	0
PASS ATTEMPTS-COMPLETIONS-HAD INTERCEPTED	48-31-2	22-16-0	FINAL SCORE	24	31
--Avg gain per pass play (inc.# thrown passing)	6.1	6.6	TIME OF POSSESSION	24:22	35:38
KICKOFFS Number-In End Zone-Touchbacks	5-1-0	6-5-3			
PUNTS Number and Average	3-36.3	5-37.6			
--Had Blocked	0	0			
--Net Punting Average	36.3	36.0			
FGs - PATs Had Blocked	0-0	0-0			

DEFENSIVE STATISTICS (based on coaches' film review)

[illegible]

POSTSEASON HISTORY

NFC CHAMPIONSHIP

CAROLINA 49 – ARIZONA 15

January 24, 2016

Bank of America Stadium • Charlotte, NC

WEATHER: Clear, 39°, Wind SW 4 MPH - ATTENDANCE: 74,294 - TIME: 6:42 PM EST

Carolina won the NFC Championship and advanced to the second Super Bowl in franchise history with a 49-15 victory over Arizona at Bank of America Stadium. The win was the Panthers 13th consecutive at home, including the playoffs. Quarterback Cam Newton threw for two touchdowns and ran for two more to become just the fourth quarterback in NFL history to produce multiple rushing and passing touchdowns in the same postseason game. Defensively, linebacker Luke Kuechly and safeties Kurt Coleman and Tre Boston came up with two takeaways apiece. The Panthers dominated the early portions of the game to take a 24-7 lead into halftime. Following halftime, Carolina took the opening kickoff of the second half and kept the ball more than seven minutes before kicking a field goal. Following a three-and-out forced by the defense, Carolina then marched 79 yards, jumpstarted by a 39-yard reception by Ted Ginn, Jr. and finished off by Newton runs of 11 and then 12 for the touchdown for a 34-7 lead. Carolina's first three drives of the game resulted in scores. Kicker Graham Gano got it going with a 45-yard field goal, then Ginn found the end zone. After Ginn set the table with a 32-yard punt return, he scored on a reverse from the 22-yard line, when Newton faked a handoff, faked a run and pitched it back to Ginn, who eventually weaved his way all the way back

across the field for the touchdown. On Carolina's next possession, Brown got past safety Rashad Johnson and sped to an 86-yard score, the longest play in Panthers postseason history. Down 17-0, Arizona did threaten to get back into it midway through the second quarter, when the Cardinals led a 79-yard touchdown drive, capped by David Johnson's 1-yard touchdown run with 5:44 left in the half. The Arizona defense followed with a three-and-out, and the Cardinals appeared set to get good field position off a short Brad Nortman punt, but Patrick Peterson muffed it. Cornerback Teddy Williams recovered it at the Arizona 46, and five plays later Newton scored with a 1-yard run for a 24-7 lead just after the two-minute warning. A Peterson interception and 72-yard return to the Carolina 22 negated a scoring chance created by a Charles Johnson strip-sack and Boston fumble recovery, but then Coleman made a leaping interception of Palmer on the next snap in the end zone. Coleman added a second interception midway through the fourth quarter, and Newton directed an 86-yard drive capped by a 5-yard touchdown pass to rookie Devin Funchess for a 42-15 lead. On Arizona's next offensive snap, Kuechly intercepted Palmer and returned it 22 yards for a touchdown that capped the scoring. Boston then added an interception – Palmer's fourth and final to go with two lost fumbles.

OFFICIALS

Referee — Bill Vinovich (52) Umpire — Dan Ferrell (64) Head Linesman — Kent Payne (79) Line Judge — Byron Boston (18) Field Judge — Steve Zimmer (33) Side Judge — Joe Larrew (73) Back Judge — Terrence Miles (111) Replay — Larry Nemmers

STARTING LINEUPS

Arizona Cardinals					Carolina Panthers						
Offense			Defense		Offense			Defense			
WR	11	L.Fitzgerald	DT	93	C. Campbell	WR	17	D.Funchess	LDE	95	C.Johnson
LT	68	J.Veldheer	NT	97	J.Mauro	LT	73	M.Oher	LDT	98	S.Lotuleleli
LG	76	M.Iupati	DE	92	F.Rucker	LG	68	A.Norwell	RDT	99	K.Short
C	63	L.Sendlein	SAM	44	M.Golden	C	67	R.Kalil	RDE	94	K.Ealy
RG	62	T.Larsen	LB	20	D.Bucannon	RG	70	T.Turner	SLB	54	S.Thompson
RT	70	B.Massie	ILB	51	K.Minter	RT	74	M.Remmers	MLB	59	L.Kuechly
WR	12	Jo.Brown	CB	28	J.Bethel	TE	88	G.Olsen	WLB	58	T.Davis
WR	15	M.Floyd	LCB	21	P.Peterson	WR	10	C.Brown	LCB	27	R.McClain
QB	3	C.Palmer	RCB	25	J.Powers	QB	1	C.Newton	RCB	24	J.Norman
RB	31	D.Johnson	SS	26	R.Johnson	WR	82	J.Cotchery	SS	41	R.Harper
WR	13	Ja.Brown	FS	22	T.Jefferson	RB	28	J.Stewart	FS	20	K.Coleman

CAROLINA SUBSTITUTIONS: QB 3 D.Anderson, P 8 B.Nortman, K 9 G.Gano, QB 14 J.Webb, WR 19 T.Ginn, CB 21 T.Williams, CB 26 C. Finnegan, S 33 T.Boston, FB 35 M.Tolbert, S 42 C.Jones, RB 43 F.Whittaker, LS 44 J.Jansen, LB 53 B.Jacobs, LB 55 D.Mayo, LB 56 A.Klein, T 60 Da.Williams, G 61 F.Velasco, G 79 C.Scott, TE 80 S.Simonson, TE 84 E.Dickson, DE 91 R.Delaire, DT 92 D.Edwards, DT 93 K.Love, DE 97 M.Addison INACTIVE: WR 11 B.Bersin, DB 22 L.Young, S 29 D.Marlowe, RB 32 B.Wegher, RB 34 C.Artis-Payne, DE 69 J.Allen, WR 81 K.Norwood

		1	2	3	4	OT	TOTAL	FIELD GOALS (made() & missed)	
VISITOR	Arizona Cardinals	0	7	0	8	-	15	G. Gano (45/21)	
HOME	Carolina Panthers	17	7	10	15	-	49		
Team	Qtr	Clock Time	PLAY DESCRIPTION (Extra Point) (Drive Info)					SCORE	
								Visitor	Home
PANTHERS	1	9:30	G.GANO 45 YD. FIELD GOAL (8-39, 3:56)					0	3
PANTHERS	1	4:31	T.GINN 22 YD. RUN (G.GANO KICK) (5-49, 3:16)					0	10
PANTHERS	1	0:49	C.BROWN 86 YD. PASS FROM C.NEWTON (G.GANO KICK) (3-88, 0:59)					0	17
CARDINALS	2	5:44	D.JOHNSON 1 YD. RUN (C.CATANZARO KICK) (10-79, 6:03)					7	17
PANTHERS	2	1:56	C.NEWTON 1 YD. RUN (G.GANO KICK) (5-46, 2:49)					7	24
PANTHERS	3	7:50	G.GANO 21 YD. FIELD GOAL (11-80, 7:10)					7	27
PANTHERS	3	2:08	C.NEWTON 12 YD. RUN (G.GANO KICK) (8-79, 4:11)					7	34
CARDINALS	4	14:16	D.FELLS 21 YD. PASS FROM C.PALMER (J.NELSON RUN) (10-80, 2:52)					15	34
PANTHERS	4	5:26	D.FUNCHESS 5 YD. PASS FROM C.NEWTON (C.NEWTON-M.TOLBERT PASS) (9-84, 6:12)					15	42
PANTHERS	4	5:11	L.KUECHLY 22 YD. INTERCEPTION RETURN (G.GANO KICK)					15	49

POSTSEASON HISTORY

FINAL INDIVIDUAL STATISTICS

Arizona Cardinals										Carolina Panthers									
RUSHING	ATT	YDS	AVG	LG	TD	RUSHING	ATT	YDS	AVG	LG	TD	RUSHING	ATT	YDS	AVG	LG	TD	RUSHING	ATT
D. Johnson	15	60	4.0	23	1	J. Stewart	19	83	4.4	23	0	C. Newton	10	47	4.7	14	2	F. Whitaker	2
A. Ellington	1	0	0.0	0	0	C. Newton	10	47	4.7	14	2	T. Ginn	1	22	22.0	22t	1	M. Tolbert	3
						T. Ginn	1	22	22.0	22t	1	F. Whitaker	2	-2	-1.0	0	0	D. Anderson	0
						M. Tolbert	3	4	1.3	3	0	F. Whitaker	2	-2	-1.0	0	0		
						F. Whitaker	2	-2	-1.0	0	0	D. Anderson	3	-2	-1.0	0	0		
						D. Anderson	3	-2	-1.0	0	0								
Total	16	60	3.8	23	1	Total	37	152	4.1	23	3	Total	37	152	4.1	23	3		
PASSING	ATT	CMP	YDS	SK/YD	TD	LG	IN	Rtg.	PASSING	ATT	CMP	YDS	SK/YD	TD	LG	IN	Rtg.	PASSING	ATT
C. Palmer	40	23	235	3/8	1	21t	4	43.2	C. Newton	28	19	335	1/11	2	86t	1	117.4	C. Newton	28
L. Fitzgerald	1	0	0	0/0	0	0	0	39.6											
Total	41	23	235	3/8	1	21t	4	41.3	Total	28	19	335	1/11	2	86t	1	117.4	Total	28
PASS RECEIVING	NO	YDS	AVG	LG	TD	PASS RECEIVING	NO	YDS	AVG	LG	TD	PASS RECEIVING	NO	YDS	AVG	LG	TD	PASS RECEIVING	NO
D. Johnson	9	68	7.6	16	0	G. Olsen	6	113	18.8	54	0	G. Olsen	6	113	18.8	54	0	G. Olsen	6
L. Fitzgerald	4	30	7.5	13	0	C. Brown	4	113	28.3	86t	1	C. Brown	4	113	28.3	86t	1	C. Brown	4
M. Floyd	3	37	12.3	15	0	T. Ginn	2	52	26.0	39	0	T. Ginn	2	52	26.0	39	0	T. Ginn	2
D. Fells	2	36	18.0	21t	1	D. Funchess	2	21	10.5	16	1	D. Funchess	2	21	10.5	16	1	D. Funchess	2
J. Nelson	2	25	12.5	15	0	J. Catchery	2	17	8.5	12	0	J. Catchery	2	17	8.5	12	0	J. Catchery	2
Jo. Brown	2	23	11.5	12	0	J. Stewart	2	5	2.5	3	0	J. Stewart	2	5	2.5	3	0	J. Stewart	2
Ja. Brown	1	16	16.0	16	0	M. Tolbert	1	14	14.0	14	0	M. Tolbert	1	14	14.0	14	0	M. Tolbert	1
A. Ellington	0	0	0.0	0	0	E. Dickson	0	0	0.0	0	0	E. Dickson	0	0	0.0	0	0	E. Dickson	0
						F. Whitaker	0	0	0.0	0	0	F. Whitaker	0	0	0.0	0	0	F. Whitaker	0
Total	23	235	10.2	21t	1	Total	19	335	17.6	86t	2	Total	19	335	17.6	86t	2	Total	19
INTERCEPTIONS	NO	YDS	AVG	LG	TD	INTERCEPTIONS	NO	YDS	AVG	LG	TD	INTERCEPTIONS	NO	YDS	AVG	LG	TD	INTERCEPTIONS	NO
P. Peterson	1	72	72.0	72	0	K. Coleman	2	0	0.0	0	0	K. Coleman	2	0	0.0	0	0	K. Coleman	2
						L. Kuechly	1	22	22.0	22t	1	L. Kuechly	1	22	22.0	22t	1	L. Kuechly	1
						T. Boston	1	5	5.0	5	0	T. Boston	1	5	5.0	5	0	T. Boston	1
Total	1	72	72.0	72	0	Total	4	27	6.8	22t	1	Total	4	27	6.8	22t	1	Total	4
PUNTING	NO	YDS	AVG	TB	IN20	LG	PUNTING	NO	YDS	AVG	TB	IN20	LG	PUNTING	NO	YDS	AVG	TB	IN20
D. Butler	4	195	48.8	0	1	52	B. Nortman	3	119	39.7	0	0	44	B. Nortman	3	119	39.7	0	0
Total	4	195	48.8	0	1	52	Total	3	119	39.7	0	0	44	Total	3	119	39.7	0	0
PUNT RETURNS	NO	YDS	AVG	FC	LG	TD	PUNT RETURNS	NO	YDS	AVG	FC	LG	TD	PUNT RETURNS	NO	YDS	AVG	FC	LG
P. Peterson	2	2	1.0	1	2	0	T. Ginn	2	38	19.0	2	32	0	T. Ginn	2	38	19.0	2	32
Total	2	2	1.0	1	2	0	Total	2	38	19.0	2	32	0	Total	2	38	19.0	2	32
KICKOFF RETURNS	NO	YDS	AVG	FC	LG	TD	KICKOFF RETURNS	NO	YDS	AVG	FC	LG	TD	KICKOFF RETURNS	NO	YDS	AVG	FC	LG
J. Nelson	2	45	22.5	0	26	0	F. Whitaker	1	19	19.0	0	19	0	F. Whitaker	1	19	19.0	0	19
(TOUCHBACK)	7	0	0.0	0	0	0	(TOUCHBACK)	2	0	0.0	0	0	0	(TOUCHBACK)	2	0	0.0	0	0
Total	2	45	22.5	0	26	0	Total	1	19	19.0	0	19	0	Total	1	19	19.0	0	19
FUMBLES	Fum	Own	Rec.	Yds	TD	FF	Rec.	Yds	TD	Out	Fumbles	Fum	Own	Rec.	Yds	TD	FF	Rec.	Yds
C. Palmer	2	0	0	0	0	0	0	0	0	0	C. Johnson	0	0	0	0	0	0	0	0
P. Peterson	1	0	0	0	0	0	0	0	0	0	K. Short	0	0	0	0	0	0	0	0
											T. Boston	0	0	0	0	0	0	0	0
											L. Kuechly	0	0	0	0	0	0	0	0
											T. Williams	0	0	0	0	0	0	0	0
Total	3	0	0	0	0	0	0	0	0	0	Total	0	0	0	0	0	0	0	0

FINAL TEAM STATISTICS

VISITOR				HOME				VISITOR				HOME											
								CARDINALS				PANTHERS											
TOTAL FIRST DOWNS				21				21				FGs - PATs Had Blocked				0-0				0-0			
--By Rushing				5				8				TOTAL RETURN YARDAGE (Not Including Kickoffs)				74				5			
--By Passing				14				11				--No. and Yards Punt Returns				2-2				2-38			
--By Penalty				2				2				--No. and Yards Kickoff Returns				2-45				1-19			
THIRD DOWN EFFICIENCY				3-10-30%				8-14-57%				--No. and Yards Interception Returns				1-72				4-27			
FOURTH DOWN EFFICIENCY				2-2-100%				0-1-0%				PENALTIES Number and Yards				8-51				5-45			
TOTAL NET YARDS				287				476				FUMBLES Number and Lost				3-3				0-0			
--Total Offensive Plays (inc. times thrown passing)				60				66				TOUCHDOWNS				2				6			
--Average gain per offensive play				4.8				7.2				--Rushing				1				3			
NET YARDS RUSHING				60				152				--Passing				1				2			
--Total Rushing Plays				16				37				--Interceptions				0				1			
--Average gain per rushing play				3.8				4.1				EXTRA POINTS Made-Attempts				2-2				6-6			
--Tackles for a loss-number and yards				2-8				6-7				--Kicking Made-Attempts				1-1				5-5			
NET YARDS PASSING				227				324				--Passing Made-Attempts				0-0				1-1			
--Times thrown - yards lost attempting to pass				3-8				1-11				--Rushing Made-Attempts				1-1				0-0			
--Gross yards passing				235				335				FIELD GOALS Made-Attempts				0-0				2-2			
PASS ATTEMPTS-COMPLETIONS-HAD INTERCEPTED				41-23-4				28-19-1				RED ZONE EFFICIENCY				1-1-100%				3-4-75%			
--Avg gain per pass play (inc.# thrown passing)				5.2				11.2				GOAL TO GO EFFICIENCY				1-1-100%				2-3-67%			
KICKOFFS Number-In End Zone-Touchbacks				3-3-2				9-8-7				SAFETIES				0				0			
PUNTS Number and Average				4-48.8				3-39.7				FINAL SCORE				15				49			
--Had Blocked				0				0				TIME OF POSSESSION				23:21				36:39			
--Net Punting Average				39.3				39.0															

POSTSEASON HISTORY

SUPER BOWL 50
DENVER 24 – CAROLINA 10

February 7, 2016
Levi's Stadium • Santa Clara, CA

WEATHER: Sunny, 76°, Wind NW 16 MPH- ATTENDANCE: 71,088 - TIME: 3:39 PM PST

A disruptive Denver defense held Carolina to 10 points as the Broncos earned a 24-10 victory over the Panthers in Super Bowl 50 in Santa Clara, Calif. Carolina, despite uncharacteristic turnovers and penalties, had the ball twice trailing 16-10 in the fourth quarter. The first time, the Panthers went three-and-out. The second time, on third-and-9, quarterback Cam Newton was strip-sacked for the second time in the game by Super Bowl MVP Von Miller. Safety T.J. Ward recovered the ball at the Carolina 4-yard line, leading to a game-sealing 2-yard touchdown run by running back C.J. Anderson. Carolina produced 315 total yards compared to Denver's 194. The Panthers had 21 first downs compared to Denver's 11. But those stats were irrelevant in determining the outcome. Not only did the Broncos defense produce four takeaways and seven sacks, they scored one of the game's three touchdowns. After Denver opened the scoring with a 34-yard field goal, Miller strip-sacked Newton, and defensive end Malik Jackson made the recovery in the end zone. Thanks to that defensive touchdown, the Broncos never trailed. Running back Jonathan Stewart capped a 73-yard drive with a 1-yard touchdown run in the second quarter, cutting the deficit to 10-7. The game took a strange turn late in the first half. The Panthers' punt coverage team mistakenly thought Denver returner Jordan Norwood was calling for a fair catch, and that hesitation allowed him to escape down the sideline for a 61-yard return. Defensive end Mario Addison made

the touchdown-saving tackle at the Carolina 14-yard line. The Broncos were forced to settle for a 33-yard field, extending their lead to 13-7. Carolina looked primed to answer as fullback Mike Tolbert lowered his shoulder at the Denver 40-yard line, but he fumbled the ball away after colliding with safety Darian Stewart. Three plays later, defensive end Kony Ealy dropped into coverage and used one hand to pick off quarterback Peyton Manning's pass for wide receiver Emmanuel Sanders. Ealy became the first player in Super Bowl history to record multiple sacks and an interception. After the teams exchanged three-and-outs, the Panthers had a chance to cut into the deficit, taking over at their own 19-yard line with 1:55 remaining in the half. The Panthers advanced past midfield, but linebacker DeMarcus Ware sacked Newton to run out the clock. The Panthers took the ball into Denver territory with the opening possession of the second half, but no points came of it after Graham Gano's 44-yard kick clanked off the right upright. The Broncos then extended their lead to 16-7 with a 30-yard field goal with 8:18 remaining in the third quarter. Again, Carolina looked ready to answer, but again the Panthers were turned away. Newton's pass over the middle into the red zone for wide receiver Ted Ginn, Jr. went off his hands and was picked off by Ward, who fumbled, but linebacker Danny Trevathan made the recovery for Denver at its own 7-yard line.

OFFICIALS

Referee — Clete Blakeman (34) Umpire — Jeff Rice (44) Head Linesman — Wayne Mackie (106) Line Judge — Rusty Baynes (59)
Field Judge — Boris Cheek (41) Side Judge — Scott Edwards (3) Back Judge — Keith Ferguson (61) Replay — Charles Stewart

STARTING LINEUPS

Table with 4 main sections: Carolina Panthers (Offense, Defense), Denver Broncos (Offense, Defense). Each section lists player names and jersey numbers.

CAROLINA SUBSTITUTIONS: P 8 B.Nortman, K 9 G.Gano, WR 10 C.Brown, QB 14 J.Webb, WR 19 T.Ginn, CB 21 T.Williams, CB 26 C.Finnegan, S 33 T.Boston, FB 35 M.Tolbert, S 42 C.Jones, RB 43 F.Whittaker, LS 44 J.Jansen, LB 53 B.Jacobs, LB 55 D.Mayo, LB 56 A.Klein, G 61 F.Velasco, G 79 C.Scott, TE 80 S.Simonson, WR 82 J.Cotchery, DT 92 D.Edwards, DT 93 K.Love, DE 94 K.Ealy, DE 97 M.Addison DID NOT PLAY: QB 3 D.Anderson INACTIVE: WR 11 B.Bersin, DB 22 L.Young, S 29 D.Marlowe, RB 32 B.Wegher, RB 34 C.Artis-Payne, WR 81 K.Norwood, DE 91 R.Delaire

Table with 2 main sections: VISITOR HOME and FIELD GOALS. VISITOR HOME shows yardage and time for each quarter. FIELD GOALS shows Gano's 44RU (39) and McManus's 34(33)(30).

Table with 4 main sections: Team, Qtr, Clock Time, PLAY DESCRIPTION (Extra Point) (Drive Info), SCORE Visitor Home. It details the game's progression by quarter, including plays like B.McMANUS 34 YD. FIELD GOAL and J.Stewart 1 YD. RUN.

POSTSEASON HISTORY

FINAL INDIVIDUAL STATISTICS

Carolina Panthers

RUSHING	ATT	YDS	AVG	LG	TD
C. Newton	6	45	7.5	14	0
J. Stewart	12	29	2.4	12	1
F. Whittaker	4	26	6.5	15	0
M. Tolbert	5	18	3.6	11	0
Total	27	118	4.4	15	1

Denver Broncos

RUSHING	ATT	YDS	AVG	LG	TD
C. Anderson	23	90	3.9	34	1
R. Hillman	5	0	0.0	3	0
Total	28	90	3.2	34	1

PASSING	ATT	CMP	YDS	SK/YD	TD	LG	IN	Rtg.
C. Newton	41	18	265	6/64	0	45	1	55.4
T. Ginn	0	0	0	1/4	0	0	0	0.0
Total	41	18	265	7/68	0	45	1	55.4

PASSING	ATT	CMP	YDS	SK/YD	TD	LG	IN	Rtg.
P. Manning	23	13	141	5/37	0	25	1	56.6
Total	23	13	141	5/37	0	25	1	56.6

PASS RECEIVING	NO	YDS	AVG	LG	TD
C. Brown	4	80	20.0	42	0
T. Ginn	4	74	18.5	45	0
G. Olsen	4	41	10.3	19	0
D. Funchess	2	40	20.0	24	0
J. Cotchery	2	17	8.5	11	0
F. Whittaker	1	14	14.0	8	0
J. Stewart	1	-1	-1.0	-1	0
M. Tolbert	0	0	0.0	0	0
Total	18	265	14.7	45	0

PASS RECEIVING	NO	YDS	AVG	LG	TD
E. Sanders	6	83	13.8	25	0
C. Anderson	4	10	2.5	7	0
A. Caldwell	1	22	22.0	22	0
O. Daniels	1	18	18.0	18	0
D. Thomas	1	8	8.0	8	0
R. Hillman	0	0	0.0	0	0
J. Norwood	0	0	0.0	0	0
Total	13	141	10.8	25	0

INTERCEPTIONS	NO	YDS	AVG	LG	TD
K. Ealy	1	19	19.0	19	0
Total	1	19	19.0	19	0

INTERCEPTIONS	NO	YDS	AVG	LG	TD
T. Ward	1	-3	-3.0	-3	0
Total	1	-3	-3.0	-3	0

PUNTING	NO	YDS	AVG	TB	IN20	LG
B. Nortman	7	315	45.0	1	1	61
Total	7	315	45.0	1	1	61

PUNTING	NO	YDS	AVG	TB	IN20	LG
B. Colquitt	8	367	45.9	0	2	54
Total	8	367	45.9	0	2	54

PUNT RETURNS	NO	YDS	AVG	FC	LG	TD
T. Ginn	3	2	0.7	2	3	0
(OUT OF BOUNDS)	3	0	0.0	0	0	0
Total	3	2	0.7	2	3	0

PUNT RETURNS	NO	YDS	AVG	FC	LG	TD
J. Norwood	1	61	61.0	3	61	0
E. Sanders	0	0	0.0	1	0	0
(DOWNED)	1	0	0.0	0	0	0
(TOUCHBACK)	1	0	0.0	0	0	0
Total	1	61	61.0	4	61	0

KICKOFF RETURNS	NO	YDS	AVG	FC	LG	TD
J. Webb	1	24	24.0	0	24	0
F. Whittaker	1	18	18.0	0	18	0
(TOUCHBACK)	4	0	0.0	0	0	0
Total	2	42	21.0	0	24	0

KICKOFF RETURNS	NO	YDS	AVG	FC	LG	TD
A. Caldwell	2	42	21.0	0	24	0
(TOUCHBACK)	1	0	0.0	0	0	0
Total	2	42	21.0	0	24	0

FUMBLES	Fum	Own Rec.	Yds	TD	FF	Opp. Rec.	Yds	TD	Out Bnds
M. Tolbert	2	1	0	0	1	0	0	0	0
C. Newton	2	0	0	0	0	0	0	0	0
K. Ealy	0	0	0	0	1	1	0	0	0
C. Johnson	0	0	0	0	1	0	0	0	0
Total	4	1	0	0	3	1	0	0	0

FUMBLES	Fum	Own Rec.	Yds	TD	FF	Opp. Rec.	Yds	TD	Out Bnds
P. Manning	2	1	0	0	0	0	0	0	0
T. Ward	1	0	0	0	0	1	5	0	0
D. Trevathan	0	1	0	0	0	1	0	0	0
V. Miller	0	0	0	0	2	0	0	0	0
S. Ray	0	0	0	0	1	0	0	0	0
D. Stewart	0	0	0	0	1	0	0	0	0
M. Jackson	0	0	0	0	0	1	0	1	0
Total	3	2	0	0	4	3	5	1	0

FINAL TEAM STATISTICS

	VISITOR PANTHERS	HOME BRONCOS		VISITOR PANTHERS	HOME BRONCOS
TOTAL FIRST DOWNS	21	11	TOTAL RETURN YARDAGE (Not Including Kickoffs)	21	58
--By Rushing	8	4	--No. and Yards Punt Returns	3-2	1-61
--By Passing	10	5	--No. and Yards Kickoff Returns	2-42	2-42
--By Penalty	3	2	--No. and Yards Interception Returns	1-19	1-3
THIRD DOWN EFFICIENCY	3-15-20%	1-14-7%	PENALTIES Number and Yards	12-102	6-51
FOURTH DOWN EFFICIENCY	0-0-0%	0-0-0%	FUMBLES Number and Lost	4-3	3-1
TOTAL NET YARDS	315	194	TOUCHDOWNS	1	2
--Total Offensive Plays (inc. times thrown passing)	75	56	--Rushing	1	1
--Average gain per offensive play	4.2	3.5	--Passing	0	0
NET YARDS RUSHING	118	90	--Fumbles	0	1
--Total Rushing Plays	27	28	EXTRA POINTS Made-Attempts	1-1	2-2
--Average gain per rushing play	4.4	3.2	--Kicking Made-Attempts	1-1	1-1
--Tackles for a loss-number and yards	1-1	4-7	--Passing Made-Attempts	0-0	1-1
NET YARDS PASSING	197	104	FIELD GOALS Made-Attempts	1-2	3-3
--Times thrown - yards lost attempting to pass	7-68	5-37	RED ZONE EFFICIENCY	1-2-50%	1-4-25%
--Gross yards passing	265	141	GOAL TO GO EFFICIENCY	1-1-100%	1-1-100%
PASS ATTEMPTS-COMPLETIONS-HAD INTERCEPTED	41-18-1	23-13-1	SAFETIES	0	0
--Avg gain per pass play (inc.# thrown passing)	4.1	3.7	FINAL SCORE	10	24
KICKOFFS Number-In End Zone-Touchbacks	3-2-1	6-5-4	TIME OF POSSESSION	32:47	27:13
PUNTS Number and Average	7-45.0	8-45.9			
--Had Blocked	0	0			
--Net Punting Average	33.4	45.6			
Fgs - PATs Had Blocked	0-0	0-0			

DEFENSIVE STATISTICS (based on coaches' film review)

Player	TT	S	A	S-yds	I-yds	PD	FF	FR	Player	TT	S	A	S-yds	I-yds	PD	FF	FR
L. Kuehly	10	9	1	1-9	0-0	1	0	0	T. Boston	2	1	1	0-0	0-0	0	0	0
T. Davis	7	6	1	0-0	0-0	0	0	0	R. Harper	2	1	1	0-0	0-0	0	0	0
C. Johnson	7	3	4	1-5	0-0	0	1	0	J. Norman	2	1	1	0-0	0-0	2	0	0
K. Coleman	5	3	2	0-0	0-0	0	0	0	J. Allen	1	1	0	0-0	0-0	0	0	0
S. Lotulelei	5	5	0	0-0	0-0	0	0	0	K. Love	1	1	0	0-0	0-0	0	0	0
S. Thompson	5	5	0	0-0	0-0	0	0	0	K. Short	1	1	0	0-0	0-0	0	0	0
K. Ealy	4	3	1	3-23	1-19	0	1	1	Total	60	46	14	5-37	1-19	5	2	1
C. Finnegan	4	2	2	0-0	0-0	1	0	0									
R. McClain	4	4	0	0-0	0-0	1	0	0									

POSTSEASON HISTORY

NFC WILD CARD PLAYOFFS
NEW ORLEANS 31 – CAROLINA 26

January 7, 2018
Mercedes-Benz Superdome • New Orleans, LA

WEATHER: Indoors- ATTENDANCE: 73,186 - TIME: 3:40 PM CST

Carolina had its chances, but the Panthers couldn't keep up with New Orleans' high-powered passing game and suffered a 31-26 loss to the Saints in the NFC Wild Card round. Even after settling for field goals four times over the first three quarters, the Panthers had the ball just outside the red zone with less than a minute remaining with a chance to pull it out. The Panthers had battled back from a 24-12 deficit in the fourth quarter courtesy of two Cam Newton passing touchdowns - 14 yards to tight end Greg Olsen and 56 yards to running back Christian McCaffrey. Newton's offense set up first-and-10 at New Orleans' 21 with 46 seconds remaining in regulation. After an incomplete pass intended for wide receiver Devin Funchess, the Saints forced Newton into an intentional grounding penalty that cost Carolina 13 yards. Newton's second attempt to Funchess on third-and-23 fell incomplete once more, and on fourth down, he was pressured and ultimately sacked, ending Carolina's season. The Panthers produced 413 total yards, 24 first downs and converted on 47 percent of third downs. Carolina topped the Saints in the majority of statistical categories, but far too often settled for field goals. The Panthers kicked four field goals through the first three quarters while the Saints punched in three touchdowns. Carolina had its opportunities, but far too often didn't make the most of them.

After the Panthers' defense forced two punts from the Saints on their first two possessions, wide receiver Kaelin Clay dropped a touchdown pass that would've gave the Panthers a 7-0 advantage in the first quarter. Kicker Graham Gano missed the subsequent 25-yard field goal attempt wide right, and within one play of getting the ball back, New Orleans took the lead 7-0. Saints quarterback Drew Brees connected with former Panthers receiver Ted Ginn Jr. for an 80-yard touchdown pass and like Ginn, who ran past the Panthers' secondary, New Orleans didn't look back. The Panthers traded field goals for touchdowns with the Saints. While Brees tossed two touchdown passes and fullback Zach Line rushed for another in the first half, Gano booted three field goals - 27, 39 and 58 yards - as Carolina finished 0-for-2 from the red zone in the opening half. The Panthers set a number of franchise playoff records as Newton finished the game with 349 passing yards and two touchdowns with no interceptions for a passer rating of 105.1, setting the record for most passing yards in a Panthers postseason game. Gano's 58-yard field goal before halftime was the longest in franchise history and tied for the longest in NFL postseason history.

OFFICIALS

Referee — Tony Corrente (99) Umpire — Bryan Neale (92) Head Linesman — Derick Bowers (74) Line Judge — Tim Podraza (87)
Field Judge — Steve Zimmer (33) Side Judge — Terry Brown (43) Back Judge — Dino Paganelli (29) Replay — Larry Nemmers

STARTING LINEUPS

Carolina Panthers						New Orleans Saints					
Offense			Defense			Offense			Defense		
WR	17	D. Funchess	DE	90	J. Peppers	WR	19	T. Ginn	LDE	90	G. Johnson
LT	75	M. Kalil	DT	98	S.Lotulelei	LT	72	T. Armstead	LDt	98	S. Rankins
LG	68	A.Norwell	DT	99	K.Short	LG	75	A. Peat	RDt	95	T. Davison
C	67	R.Kalil	DE	97	M. Addison	C	60	M. Unger	RDE	94	C. Jordan
RG	70	T.Turner	SLB	54	S.Thompson	RG	67	L. Warford	WIL	52	C. Robertson
RT	60	D. Williams	MLB	59	L.Kuechly	RT	71	R. Ramczyk	MLB	51	M. Te'o
TE	88	G.Olsen	WLB	58	T.Davis	TE	89	J. Hill	SS	25	R. Bush
TE	84	E. Dickson	LCB	24	J. Bradberry	WR	13	M. Thomas	LCB	20	K. Crawley
QB	1	C.Newton	RCB	26	D. Worley	QB	9	D. Brees	SS	48	V. Bell
RB	22	C. McCaffrey	SS	29	M. Adams	RB	41	A. Kamara	FS	43	M. Williams
RB	28	J.Stewart	FS	20	K.Coleman	WR	16	B. Coleman	RCB	23	M. Lattimore

CAROLINA SUBSTITUTIONS: QB 3 D.Anderson, P 5 M.Palardy, K 9 G.Gano, WR 11 B.Bersin, WR 12 K.Clay, WR 14 M.Frazier, WR 19 R.Shepard, CB 23 L.Gunter, S 31 J.Byrd, RB 34 C.Artis-Payne, FB 40 A.Armah, CB 41 C.Munnerlyn, S 42 C.Jones, RB 43 F.Whittaker, LS 44 J.Jansen, LB 53 B.Jacobs, LB 55 D.Mayo, LB 57 A.Gachkar, C 69 T.Larsen, T 72 T.Moton, DE 91 B.Cox, DT 92 V.Butler, DT 93 K.Love, DE 96 W.Horton DID NOT PLAY: N/A INACTIVE: QB 4 G.Gilbert, CB 27 K.Seymour, T 65 A.Silatolu, G 73 G.Van Roten, T 76 B.Clausell, DE 77 Z.Moore, DE 95 C.Johnson

		1	2	3	4	OT	TOTAL	FIELD GOALS (made() & missed)	
VISITOR	Carolina Panthers	0	9	3	14	-	26	G. Gano 25WR (27) (39) (58) (29)	
HOME	New Orleans Saints	7	14	3	7	-	31	W. Lutz (57)	

Team	Qtr	Clock Time	PLAY DESCRIPTION (Extra Point) (Drive Info)	SCORE	
				Visitor	Home
SAINTS	1	1:46	T.GINN 80 YD. PASS FROM D.BREES (W.LUTZ KICK) (2-80, 0:18)	0	7
PANTHERS	2	14:12	G.GANO 27 YD. FIELD GOAL (6-66, 2:34)	3	7
SAINTS	2	9:04	J.HILL 9 YD. PASS FROM D.BREES (W.LUTZ KICK) (9-75, 5:08)	3	14
PANTHERS	2	2:47	G.GANO 39 YD. FIELD GOAL (12-54, 6:17)	6	14
SAINTS	2	0:43	Z.LINE 1 YD. RUN (W.LUTZ KICK) (8-75, 2:04)	6	21
PANTHERS	2	0:00	G.GANO 58 YD. FIELD GOAL (5-35, 0:43)	9	21
PANTHERS	3	10:58	G.GANO 29 YD. FIELD GOAL (9-64, 4:02)	12	21
SAINTS	3	6:05	W.LUTZ 57 YD. FIELD GOAL (10-36, 4:53)	12	24
PANTHERS	4	12:47	G.OLSEN 14 YD. PASS FROM C.NEWTON (G.GANO KICK) (8-68, 3:45)	19	24
SAINTS	4	5:08	A.KAMARA 2 YD. RUN (W.LUTZ KICK) (5-62, 3:02)	19	31
PANTHERS	4	4:09	C.MCCAFFREY 56 YD. PASS FROM C.NEWTON (G.GANO KICK) (3-75, 0:59)	26	31

POSTSEASON HISTORY

FINAL INDIVIDUAL STATISTICS

Carolina Panthers													New Orleans Saints												
RUSHING	ATT	YDS	AVG	LG	TD	RUSHING	ATT	YDS	AVG	LG	TD	RUSHING	ATT	YDS	AVG	LG	TD								
J.Stewart	11	51	4.6	29	0	A.Kamara	10	23	2.3	5	1	D.Brees	10	23	2.3	5	1								
C. Newton	8	37	4.6	10	0	M.Ingram	9	22	2.4	7	0	M.Ingram	9	22	2.4	7	0								
C.McCaffrey	6	16	2.7	7	0	Z. Line	1	1	1.0	1	0	Z. Line	1	1	1.0	1	0								
F. Whitaker	1	3	3.0	3	0	D. Brees	1	-1	-1.0	-1	0	D. Brees	1	-1	-1.0	-1	0								
Total	26	107	4.1	29	0	Total	28	90	3.2	34	1	Total	28	90	3.2	34	1								
PASSING	ATT	CMP	YDS	SK/YD	TD	LG	IN	Rtg.	PASSING	ATT	CMP	YDS	SK/YD	TD	LG	IN	Rtg.								
C. Newton	40	24	349	4/43	2	56	0	105.1	D. Brees	33	23	376	1/7	2	80	1	115.2								
D. Anderson	1	0	0	0/0	0	0	0	39.6	Total	33	23	376	1/7	2	80	1	115.2								
Total	41	24	349	4/43	2	56	0	102.6	Total	33	23	376	1/7	2	80	1	115.2								
PASS RECEIVING	NO	YDS	AVG	LG	TD	PASS RECEIVING	NO	YDS	AVG	LG	TD	PASS RECEIVING	NO	YDS	AVG	LG	TD								
G. Olsen	8	107	13.4	24	1	M. Thomas	8	131	16.4	46	0	M. Thomas	8	131	16.4	46	0								
C.McCaffrey	6	101	16.8	56	1	T. Ginn	4	115	28.8	80	1	T. Ginn	4	115	28.8	80	1								
D. Funchess	4	79	19.8	24	0	B. Coleman	4	44	11.0	18	0	B. Coleman	4	44	11.0	18	0								
K. Clay	3	32	10.7	21	0	J. Hill	3	49	16.3	25	1	J. Hill	3	49	16.3	25	1								
B. Bersin	2	27	13.5	19	0	M. Ingram	1	13	13.0	13	0	M. Ingram	1	13	13.0	13	0								
E. Dickson	1	3	3.0	3	0	A. Kamara	1	10	10.0	10	0	A. Kamara	1	10	10.0	10	0								
R. Shepard	0	0	0.0	0	0	W. Snead	1	7	7.0	7	0	W. Snead	1	7	7.0	7	0								
Total	24	349	14.5	56	2	Z. Line	1	7	7.0	7	0	Z. Line	1	7	7.0	7	0								
Total	24	349	14.5	56	2	Total	23	376	16.3	80	2	Total	23	376	16.3	80	2								
INTERCEPTIONS	NO	YDS	AVG	LG	TD	INTERCEPTIONS	NO	YDS	AVG	LG	TD	INTERCEPTIONS	NO	YDS	AVG	LG	TD								
M. Adams	1	1	1.0	1	0	M. Adams	1	1	1.0	1	0	M. Adams	1	1	1.0	1	0								
Total	1	1	1.0	1	0	Total	0	0	0	0	0	Total	0	0	0	0	0								
PUNTING	NO	YDS	AVG	TB	IN20	LG	PUNTING	NO	YDS	AVG	TB	IN20	LG	PUNTING	NO	YDS	AVG	TB	IN20	LG					
M. Palardy	3	145	48.3	0	1	53	T. Morestead	4	183	45.8	0	1	57	T. Morestead	4	183	45.8	0	1	57					
Total	3	145	48.3	0	1	53	Total	4	183	45.8	0	1	57	Total	4	183	45.8	0	1	57					
PUNT RETURNS	NO	YDS	AVG	FC	LG	TD	PUNT RETURNS	NO	YDS	AVG	FC	LG	TD	PUNT RETURNS	NO	YDS	AVG	FC	LG	TD					
K. Clay	2	11	5.5	1	12	0	T. Lewis	2	17	8.5	1	11	0	T. Lewis	2	17	8.5	1	11	0					
C. McCaffrey	0	0	0.0	1	0	0	Total	2	17	8.5	1	11	0	Total	2	17	8.5	1	11	0					
Total	2	11	5.5	2	12	0	Total	2	17	8.5	1	11	0	Total	2	17	8.5	1	11	0					
KICKOFF RETURNS	NO	YDS	AVG	FC	LG	TD	KICKOFF RETURNS	NO	YDS	AVG	FC	LG	TD	KICKOFF RETURNS	NO	YDS	AVG	FC	LG	TD					
[TOUCHBACK]	6	0	0.0	0	0	0	[TOUCHBACK]	6	0	0.0	0	0	0	[TOUCHBACK]	6	0	0.0	0	0	0					
Total	6	0	0.0	0	0	0	Total	6	0	0.0	0	0	0	Total	6	0	0.0	0	0	0					
Own FUMBLES	Fum	Rec.	Yds	Opp. TD	FF	Rec.	Out Yds	TD	Bnds	Own FUMBLES	Fum	Rec.	Yds	Opp. TD	FF	Rec.	Out Yds	TD	Bnds						
M. Adams	1	0	0	0	0	0	0	0	1	B. Coleman	1	0	0	0	0	0	0	0	0						
K. Coleman	0	0	0	0	1	0	0	0	0	M. Ingram	0	1	0	0	0	0	0	0	0						
Total	1	0	0	0	1	0	0	0	1	A. Kamara	0	0	0	0	1	0	0	0	0						
Total	1	0	0	0	1	0	0	0	1	Total	1	1	0	0	1	0	0	0	0						

FINAL TEAM STATISTICS

VISITOR PANTHERS										HOME SAINTS									
TOTAL FIRST DOWNS										TOTAL RETURN YARDAGE (Not Including Kickoffs)									
--By Rushing										12									
--By Passing										2-11									
--By Penalty										0-0									
THIRD DOWN EFFICIENCY										1-1									
FOURTH DOWN EFFICIENCY										2-18									
TOTAL NET YARDS										1-0									
--Total Offensive Plays (inc. times thrown passing)										1-0									
--Average gain per offensive play										2									
NET YARDS RUSHING										0									
--Total Rushing Plays										0									
--Average gain per rushing play										2-2									
--Tackles for a loss-number and yards										2-2									
NET YARDS PASSING										0-0									
--Times throw - yards lost attempting to pass										4-5									
--Gross yards passing										1-4-25%									
PASS ATTEMPTS-COMPLETIONS-HAD INTERCEPTED										0-1-0%									
--Avg gain per pass play (inc.# thrown passing)										3-3-100%									
KICKOFFS Number-In End Zone-Touchbacks										0-0-0									
PUNTS Number and Average										4-5									
--Had Blocked										1-7									
--Net Punting Average										349									
FGs - PATs Had Blocked										0-0									

DEFENSIVE STATISTICS (based on coaches' film review)

Player	TT	S	A	S-yds	I-yds	PD	FF	FR	Player	TT	S	A	S-yds	I-yds	PD	FF	FR
J. Bradberry	8	7	1	0-0	1-4	0	0	0	S. Lotulelei	1	1	0	0-0	0-0	0	0	0
S. Thompson	8	6	2	0-0	0-0	0	0	0	K. Coleman	1	1	0	0-0	0-0	0	1	0
D. Worley	6	6	0	0-0	0-0	1	0	0	L. Gunter	1	1	0	0-0	0-0	0	0	0
L. Kuechly	4	4	0	0-0	0-0	0	0	0	C. Munnerlyn	1	1	0	0-0	0-0	0	0	0
T. Davis	4	4	0	0-0	1-2	0	0	0	V. Butler	0	0	0	0-0	0-0	0	0	0
M. Adams	4	3	1	0-0	1-3	1	0	0	Total	45	39	6	1-7	5-17	3	1	0
K. Short	3	2	1	1-7	1-7	0	0	0									
B. Cox	2	2	0	0-0	0-0	0	0	0									
J. Peppers	2	1	1	0-0	1-1	0	0	0									

ALL-TIME ASSISTANT COACHES ROSTER

Name	Position	Years
Angelichio, Brian	Tight Ends	2020
Baker, Brian	Defensive Line	2009-2010
Barbeau, Thomas	Assistant Strength & Conditioning	2020
Barthel, E.J.	Coaching Assistant	2020
Bayless, Martin	Defensive Assistant	2003
Belin, Warren	Linebackers	2011-2012
Benguche, Jason	Assistant Strength & Conditioning	2013-2019
Blackburn, Chase	Special Teams	2016-2017
	Special Teams Coordinator	2018-2020
Boudreau, Paul	Offensive Line	2001-2002
Brady, Joe	Offensive Coordinator	2020
Breaux, Don	Tight Ends	1995-2002
Brown, Ray	Assistant Offensive Line	2011-2015
	Offensive Line	2016-2017
Brown, Everette	Assistant Linebackers	2019
Burney, Jacob	Defensive Line	1999-2001
Bush, Blair	Asst. Offensive Line	1995-1997
Catavolos, George	Defensive Backs	1995-1997
Chryst, Geep	Quality Control/Offense	2006
	Tight Ends	2007-2010
Chudzinski, Rob	Offensive Coordinator	2011-2012
Cooper, Evan	Cornerbacks	2020
Cotchery, Jerricho	Assistant Wide Receivers	2017-2019
Crossman, Danny	Special Teams Asst./Asst. Strength & Conditioning	2003-2004
	Special Teams	2005-2009
Davidson, Jeff	Offensive Coordinator	2007-2010
Davis, Billy	Outside Linebackers	1995-1998
DeHaven, Bruce	Assistant Special Teams	2013-2014
	Special Teams Coordinator	2015
	Senior Advisor to Special Teams	2016
Del Rio, Jack	Defensive Coordinator	2002
Delgado, Matthew	Assistant to the Head Coach	2020
Dorsey, Ken	Quarterbacks	2013-2017
Fangio, Vic	Defensive Coordinator	1995-1998
Farwell, Heath	Special Teams Assistant	2018
Feit, Adam	Assistant Strength & Conditioning	2011
Felder, Gus	Assistant Strength & Conditioning	2020
Ferraro, Paul	Special Teams Asst./Asst. Strength & Conditioning	2005
Fewell, Perry	Secondary/Interim Head Coach	2019
Flajole, Ken	Defensive Assistant	2003
	Linebackers	2004-2008
Foley, Ed	Assistant Special Teams	2020
Fuller, Curtis	Defensive Assistant/Defensive Backs	2014
	Assistant Special Teams/Nickel Backs	2015
	Assistant Defensive Backs/Nickles	2016
	Defensive Backs	2017
Garnes, Sam	Special Teams Assistant	2010
Gill, Ted	Defensive Line	1996-1998
Gillhamer, Mike	Secondary/Defensive Assistant	2004-2005
	Secondary/Safeties	2006-2008
	Secondary	2009-2010
Godette, Cary	Defensive Line	1995
Graves, Fred	Wide Receivers	2011-2012
Harris, Chick	Running Backs	1995-2001
Haskell, Gil	Offensive Coordinator	1998-1999
Henning, Dan	Offensive Coordinator/Quarterbacks	2002-2003
	Offensive Coordinator	2004-2006
Hoener, Pete	Tight Ends	2011-2019

ALL-TIME ASSISTANT COACHES ROSTER

Hoke, Brady	Defensive Line	2018
Holcomb, Al	Linebackers	2013-2017
	Defensive Run Game Coordinator	2020
Hostler, Jim	Wide Receivers	2019
Imamura, Jeff	Assistant Secondary/Cornerbacks	2017-2018
Jackson, Frisman	Wide Receivers	2020
Jacobs, Ben	Assistant Special Teams	2019
Kenn, Joe	Strength & Conditioning	2011-2019
Levine, Tony	Special Teams Asst./Asst. Strength & Conditioning	2006
Lombardi, Matt	Assistant Quarterbacks	2020
Magazu, Dave	Tight Ends	2003-2006
	Offensive Line	2007-2010
	Defensive Backs	2000-2001
Mainord, Carlos	Coaching Assistant	2020
Mangas, DJ	Asst. Head Coach/Defensive Coordinator	1999-2001
Marshall, John	Offensive Line	2003-2006
Maser, Mike	Offensive Line	2011-2015
Matsko, John	Running Game Coordinator	2016-2019
	Defensive Quality Control	1998
Maxie, Brett	Offensive Assistant	2000; 2002-2003
McCoy, Mike	Wide Receivers	2001
	Quarterbacks/Offensive Assistant	2004-2005
	Quarterbacks	2006
	Quarterbacks/Passing Coordinator	2007-2008
McGaughey, Thomas	Special Teams Coordinator	2016-2017
McDermott, Sean	Defensive Coordinator	2011-2016
McNally, Jim	Offensive Line	1995-1998
Meeks, Ron	Defensive Coordinator	2009-2010
	Defensive Backfield	2011
Meyer, Pat	Offensive Line	2020
Mills, Sam	Linebackers	1999-2004
Mills III, Sam	Quality Control/Defense	2006-2010
	Defensive Quality Control/Asst. Defensive Line	2011-2012
	Assistant Defensive Line	2013-2018
	Defensive Line	2018
	Defensive Line/Game Management	2019
	Secondary	2009-2010
	Strength and Conditioning	1995-1998
	Special Teams Coordinator	2011-2012
	Quarterbacks	1999
	Offensive Coordinator	2000
	Senior Offensive Assistant/Running Backs	2020
	Special Teams	1999-2001
	Asst. Head Coach/Special Teams	2002-2004
Okam, Frank	Assistant Defensive Line	2020
Peeetz, Jake	Running Backs	2019
	Quarterbacks	2020
	Offensive Coordinator	1995-1997
	Secondary	2002-2006
	Defensive Line	2020
	Special Teams Assistant	2015
	Offensive Consultant	2011
	Assistant Wide Receivers	2012
	Wide Receivers	2013-2016
	Senior Offensive Assistant	2014
	Defensive Assistant	1999-2002
	Defensive Quality Control	2018-2019
	Special Teams Assistant	2009-2010
Ramsdell, John		
Reynolds, Alvin		
Rivera, Vincent		
Rodgers, Jeff		

ALL-TIME ASSISTANT COACHES ROSTER

Rodgers, Richard	Special Teams Assistant	2012
	Interim Special Teams Coordinator	2012
	Special Teams Coordinator	2013-2014
	Assistant Defensive Backs	2015-2018
	Safeties	2019
Roman, Greg	Offensive Assistant	1999-2000
	Assistant Offensive Line	2001
Russ, Steve	Linebackers	2018-2019
Satterfield, Marcus	Assistant Offensive Line	2020
Scherer, Rip	Quarterbacks	2009-2010
Schonert, Turk	Quarterbacks	2001
Scott, Jeremy	Strength & Conditioning	2020
Seely, Brad	Special Teams	1995-1998
Settle, John	Running Backs	2011-2012
Shafer, Steve	Defensive Backs	1998
Shoop, John	Quarterbacks	1995-1998
Shula, Mike	Quarterbacks	2011-2012
	Offensive Coordinator	2013-2017
Simmons, Darrin	Special Teams Assistant/ Asst. Strength and Conditioning	1999-2002
Simmons, Jason	Defensive Pass Game Coordinator/Secondary	2020
Simmons, Jerry	Strength and Conditioning	1999-2010
Siravo, Mike	Linebackers	2020
Skipper, Jim	Running Backs	2002-2005
	Running Backs/Assistant Head Coach	2006-2010
	Running Backs	2013-2018
	Linebackers	2009-2010
Smith, Richard	Defensive Coordinator	2020
Snow, Phil	Linebackers	1995-1998
Steele, Kevin	Defensive Assistant	2002
Sunseri, Sal	Defensive Line	2003-2008
	Assistant Wide Receivers	2013
Taylor, Lance	Wide Receivers	2017-2018
	Offensive Quality Control	2018-2019
Terrell, Drew	Wide Receivers	2010
Tolbert, Tyke	Defensive Line	2002
Trgovac, Mike	Defensive Coordinator	2003-2008
	Assistant Wide Receivers	2015-2016
Turner, Cameron	Assistant Quarterbacks	2017
	Offensive Coordinator	2018-2019
Turner, Norv	Offensive Quality Control	2011-2012
Turner, Scott	Quarterbacks	2018-2019
Udinski, Grant	Coaching Assistant	2020
Valesente, Bob	Defensive Backs	1999
Washington, Eric	Defensive Line	2011-2017
	Defensive Coordinator	2018-2019
Wharton, Travelle	Assistant Offensive Line	2018-2019
Whitaker, Cedric	Coaching Assistant	2020
Wilks, Steve	Secondary/Pass Defense Coordinator	2012-2014
	Assistant Head Coach/Secondary	2015-2016
	Defensive Coordinator	2017
Williamson, Richard	Wide Receivers	1995-1999, 2002-2009
	Wide Receivers/Asst. Head Coach-Offense	2000
	Asst. Head Coach/Offensive Coordinator	2001
	Offensive Line	1999-2000
Wise, Tony		

ALL-TIME ALPHABETICAL ROSTER

A	POS	NO	SCHOOL	GP/GS	YEARS
Abraham, Clifton	CB	24	Florida State	1/0	1997
Adams, Darvin	WR	86	Auburn	2/0	2011
Adams, Joe	WR	15	Arkansas	9/0	2012
Adams, Mike	S	29	Delaware	32/32	2017-2018
Addison, Mario	DE	97	Troy	111/51	2012-2019
Aiken, Danny	LS	48	Virginia	0/0	2015
Ajirotutu, Seyi	WR	19	Fresno State	14/0	2011
Alecxi, Chas	DT	65	Pittsburgh	0/0	2016
Alexander, Brent	S	46	Tennessee State	32/32	1998-1999
Alexander, Frank	DE	90	Oklahoma	29/6	2012-2015
Alexander, Gerald	S	21	Boise State	2/0	2010
Allen, Brian	LB	52	Florida State	44/9	2002-2004
Allen, Jared	DE	69	Idaho State	12/12	2015
Allen, Kyle	QB	7	Houston	15/13	2018-2019
Anderson, C.J.	RB	20	California	9/1	2018
Anderson, Derek	QB	3	Oregon State	25/4	2011-2017
Armah, Alex	FB	40	West Georgia	41/3	2017-2019
Armstead, Jesse	LB	59	Miami (FL)	0/0	2004
Artis-Payne, Cameron	RB	34	Auburn	32/3	2015-2018
Anderson, James	LB	50	Virginia Tech	94/53	2006-2012
Anderson, Rashard	CB	46	Jackson State	27/9	2000-2001
Applewhite, Antwan	DE	93	San Diego State	17/4	2011-2012
Austin, Thomas	G	71	Clemson	4/1	2012
Avant, Jason	WR	81	Michigan	11/0	2014
B					
Bailey, Carlton	LB	54	North Carolina	40/28	1995-1997
Baker, Eugene	WR	80	Kent State	4/0	2003-2004
Baker, Jason	P	7	Iowa	112/0	2005-2011
Baker, Myron	LB	53, 56	Louisiana Tech	18/0	1996-1997
Baldwin, Randy	RB	23	Mississippi	7/2	1995
Ball, Marcus	CB	36	Memphis	1/0	2016
Barber, Kantroy	RB	46	West Virginia	0/0	1997
Barker, Jay	QB	11	Alabama	0/0	1996
Barner, Kenjon	RB	25	Oregon	12/0	2013, 2018
Barnhardt, Tommy	P	6	North Carolina	16/0	1995
Barnidge, Gary	TE	82	Louisville	63/11	2008-2012
Barrow, Micheal	LB	56	Miami (FL)	48/48	1997-1999
Basanez, Brett	QB	14	Northwestern	1/0	2006-2007
Bashir, Idrees	S	33	Memphis	11/0	2005
Bates, Michael	WR/RB	82, 24	Arizona	76/0	1996-2000; 2002
Batiste, D'Anthony	G	76	Louisiana-Lafayette	0/0	2006
Battaglia, Marco	TE	47	Rutgers	2/0	2003
Baugh, Marcus	TE	85	Ohio State	0/0	2019
Beason, Jon	LB	52	Miami	72/71	2007-2013
Beebe, Don	WR	82	Chadron State	14/1	1995
Bell, Byron	T	77	New Mexico	62/56	2011-2014
Benenoch, Caleb	T	78	UCLA	0/0	2019
Benjamin, Kelvin	WR	13	Florida State	40/36	2014-2017
Bennett, Brandon	RB	36	South Carolina	8/0	2004
Benwikere, Bené	CB	25	San Jose State	27/14	2014-2016
Bernadeau, Mackenzy	G	65, 73	Bentley	47/20	2008-2011
Bersin, Brenton	WR	11	Wofford College	42/4	2014-2017
Beuerlein, Steve	QB	7	Notre Dame	59/51	1996-2000
Biakabutuka, Tshimanga	RB	21	Michigan	50/35	1996-2001
Bickett, Duane	LB	50	Southern California	16/0	1996
Biddle, Taye	WR	11	Mississippi	2/0	2006
Black, Nathan	WR	18, 83	Northwestern State (LA)	5/0	2002
Blackburn, Chase	LB	93	Akron	19/9	2013-2014
Blanchard, Matt	QB	5	Wisconsin-Whitewater	0/0	2014
Bohlinger, Rob	T	79	Wyoming	13/1	1998
Bolden, Juran	CB	43	Mississippi Delta	6/0	1998

ALL-TIME ALPHABETICAL ROSTER

Booth, Tony	DB	31	James Madison	0/0	1999-2000
Bond, Travis	T	74	North Carolina	2/0	2013
Bonnafon, Reggie	RB	39	Louisville	16/0	2019
Bono, Steve	QB	12	UCLA	2/0	1999
Boston, Tre	S	33	North Carolina	58/32	2014-2016; 2019
Bradberry, James	CB	24	Samford	60/60	2016-2019
Brady, Jeff	LB	52	Kentucky	16/16	1999
Branch, Colin	S	28	Stanford	48/19	2003-2006
Brayton, Tyler	DE	96	Colorado	46/45	2008-2010
Brewer, Dewell	RB	26	Oklahoma	0/0	1995
Bridges, Jeremy	T/G	73, 72	Southern Mississippi	43/28	2006-2008; 2012
Bright, Anthony	WR	81	Valencia CC	1/0	2002
Brockel, Richie	TE/FB	47	Boise State	49/2	2011-2015
Brockermeyer, Blake	T	78	Texas	58/55	1995-1998
Broughton, Luther	TE	84, 49, 80	Furman	31/4	1997-1998; 2001
Broussard, Jamall	WR	85	San Jose State	8/0	2004
Brown, Andre	RB	24	North Carolina State	0/0	2010
Brown, Corey	WR	16, 10	Ohio State	43/22	2014-2016
Brown, Dee	RB	22	Syracuse	14/3	2002
Brown, Everette	DE	91	Florida State	28/3	2009-2010
Brown, Tony	DT	97	Memphis	1/0	2006
Browning, Bryant	G	60	Ohio State	1/0	2011
Brzezinski, Doug	G	79	Boston College	9/8	2003-2004
Buckner, Brentson	DT	99	Clemson	71/65	2001-2005
Burke, Paul	TE	84	Idaho	0/0	1996
Burks, Dialleo	WR	19, 89	Eastern Kentucky	1/0	1999-2000
Burns, Brian	DE	53	Florida State	16/5	2019
Burton, Antwon	DT	78	Temple	2/0	2009
Burton, Shane	DT	98	Tennessee	32/8	2002-2003
Butcher, Paul	LB	53	Wayne State	16/0	1995
Butker, Harrison	K	7	Georgia Tech	0/0	2017
Butler, Darius	CB	27	Connecticut	13/6	2011
Butler, Rashad	T	79	Miami (FL)	0/0	2006
Butler, Vernon	DT	92	Louisiana Tech	52/5	2016-2019
By'not'e, Butler	CB	33	Ohio State	7/0	1995
Byers, Jeff	C/G	62	Southern California	22/7	2011-2013
Byndom, Carrington	CB	37	Texas	3/0	2014
Byrd, Damiere	WR	18	South Carolina	17/3	2016-2018
Byrd, Jairus	S	31	Oregon	12/0	2017
Byrd, Isaac	WR	82	Kansas	43/12	2000-2002
Byrd, LaRon	WR	86	Miami (FL)	0/0	2016
Byrum, Dion	CB	27	Ohio University	3/0	2006
C					
Caldwell, Mike	LB	59	Middle Tennessee State	9/0	2003
Cadet, Travaris	RB	38	Appalachian State	1/0	2018
Campbell, Bruce	T	73	Maryland	5/0	2012-2013
Campbell, D.J.	S	26	California	5/4	2012
Campbell, Mathew	TE/T/G	87, 66	South Carolina	69/58	1995-2000
Cantwell, Hunter	QB	14	Louisville	0/0	2009
Carr, David	QB	8	Fresno State	6/4	2007
Carrier, Mark	WR	83	Nicholls State	57/36	1995-1998
Carruth, Rae	WR	84, 89	Colorado	22/20	1997-1999
Carstens, Jordan	DT	67	Iowa State	29/16	2004-2006
Carter, Drew	WR	18	Ohio State	33/9	2004-2007
Carter, Jason	WR	11	Texas A&M	0/0	2007-2008
Carter, Jermaine	LB	56	Maryland	32/6	2018-2019
Carter, Todd	K	5	Grand Valley State	1/0	2010
Cash, Jeremy	LB	57	Duke	9/0	2016-2017
Cason, Antoine	CB	20	Arizona	12/11	2014
Catanzaro, Chandler	K	4	Clemson	4/0	2018
Chandler, Jeff	K	5	Florida	2/0	2004
Chandler, Nate	DT/T/G	78	UCLA	37/19	2012-2015

ALL-TIME ALPHABETICAL ROSTER

Chester, Larry	DT	64	Temple	11/5	2001
Childress, O.J.	LB	58	Clemson	0/0	2000
Childs, Jason	T	76	North Dakota	0/0	1995
Christian, Bob	FB	44	Northwestern	14/12	1995-1996
Ciurciu, Vinny	LB	50, 54	Boston College	49/5	2003-2006
Clark, Chris	OL	74	Southern Mississippi	15/13	2018
Clausen, Jimmy	QB	2, 7	Notre Dame	13/10	2010-2013
Clay, Kaelin	WR	12	Utah	9/2	2017
Clowney, David	WR	87	Virginia Tech	10/0	2010
Cockrell, Ross	CB	47	Duke	14/11	2018-2019
Colbert, Keary	WR	83	Southern California	55/42	2004-2007
Cole, Colin	DT	91	Iowa	33/23	2013-2015
Coleman, Kurt	S	20	Ohio State	42/42	2015-2017
Collins, Kerry	QB	12	Penn State	45/42	1995-1998
Colston, Tim	DT	92	Kansas State	2/0	1996
Conner, Darion	LB	56	Jackson State	16/16	1995
Connor, Dan	LB	57, 55	Penn State	47/19	2008-2011; 2013
Considine, Sean	S	37	Iowa	4/0	2011
Cooper, Deke	S	35	Notre Dame	26/15	2002; 2007
Cooper, Jarrod	S	40	Kansas State	40/0	2001-2004
Cook, Toi	CB	41	Stanford	31/2	1996-1997
Cota, Chad	S	37	Oregon	48/18	1995-1997
Cotchery, Jerricho	WR	82	North Carolina State	29/16	2014-2015
Cousin, Terry	CB	21	South Carolina	29/29	2002-2003
Cox, Jr., Bryan	DE	91	Florida	19/0	2017-2019
Cox, Demetrious	S	36	Michigan State	4/0	2017
Craig, Dameyune	QB	16, 2	Auburn	6/0	1998-2001
Cramer, Casey	FB	49	Dartmouth	7/1	2004-2005
Crawford, Casey	TE	84	Virginia	11/1	2000-2001
Culbersson, Quinton	LB	56	Mississippi State	5/0	2009
Cunningham, Richie	K	3	SW Louisiana	7/0	1999-2000
Curry, Donte	LB	96, 55	Morris Brown	20/0	2007-2008
D					
Daley, Dennis	OL	65	South Carolina	14/9	2019
Daniel, Robert	DE	72	Northwestern State (LA)	0/0	1999-2000
Davids-Garrido, Norberto	G	76	Southern California	59/39	1996-1999
Davis, C.J.	G	71	Pittsburgh	7/0	2009-2010
Davis, Eric	CB	25	Jacksonville State	78/78	1996-2000
Davis, Josh	WR	16	Marshall	0/0	2007
Davis, Mike	RB	27, 28	South Carolina	5/0	2019
Davis, Rod	LB	57	Southern Mississippi	1/0	2006
Davis, Stephen	RB	48	Auburn	29/27	2003-2005
Davis, Thomas	S/LB	47, 58	Georgia	164/146	2005-2018
DeCoud, Thomas	S	21	California	15/11	2014
Delaire, Ryan	DE	91	Towson	15/0	2015-2016
Delhomme, Jake	QB	17	Louisiana-Lafayette	91/90	2003-2009
DeLoatch, Curtis	CB	41	North Carolina A&T	6/0	2007
Dendy, Patrick	CB	29	Rice	7/1	2007
Dennis, Mark	T	62, 74	Illinois	28/17	1995-1996
Dexter, James	G	64	South Carolina	9/2	2000
Dickson, Ed	TE	84	Oregon	64/41	2014-2017
Diggs, Na'il	LB	53	Ohio State	61/46	2006-2009
Dixon, Travell	S	30	Washington	1/0	2016
Dingle, Antonio	DT	74	Virginia	3/0	1999-2000
Dockery, James	CB	31	Oregon State	19/2	2012-2014
Donnalley, Kevin	G	65	North Carolina	38/38	2001-2003
Dortch, Greg	WR	14	Wake Forest	2/0	2019
Doss, Lorenzo	CB	31	Tulane	2/0	2018
Draft, Chris	LB	52	Stanford	32/19	2005-2006
Draper, Shawn	TE	49	Alabama	0/0	2002
Duckett, Damane	DT	63	East Carolina	2/0	2004
Duckworth, Tim	G	78	Auburn	5/0	2010

ALL-TIME ALPHABETICAL ROSTER

Dulaney, Mike	FB	34	North Carolina	8/0	1998
Dyson, Kevin	WR	85	Utah	1/0	2003
E					
Ealy, Kony	DE	94	Missouri	47/15	2014-2016
Edwards, Antonio	DE	96	Valdosta State	14/7	1999
Edwards, Armanti	WR	10, 14	Appalachian State	39/0	2010-2013
Edwards, Dwan	DT	92	Oregon State	53/17	2012-2015
Edwards, Lavar	DE	93	Louisiana State	5/0	2016
Edwards, Ron	DT	96	Texas A&M	11/11	2011-2012
Elder, Corn	CB	35	Miami (FL)	14/0	2017-2019
Elliott, Javien	CB	23	Florida State	16/3	2019
Elliott, Matt	G	52	Michigan	47/32	1995-1997
Ellis, Elbert	WR	89	Pittsburgh	0/0	1995
Ellison, Atiyiah	DT	98	Missouri	0/0	2005
Evans, Doug	CB	33	Louisiana Tech	57/55	1998-2001
F					
Fair, Terry	CB	28	Tennessee	3/0	2002
Farkas, Kevin	T	70	Appalachian State	0/0	1995
Farley, Scott	S	38	Williams (MA)	0/0	2005
Faryniarz, Brett	LB	55	San Diego State	15/1	1995
Fasani, Randy	QB	12	Stanford	4/1	2002
Fatafehi, Mario	DT	92	Kansas State	6/0	2002
Fauria, Christian	TE	86	Colorado	15/4	2007
Favors, Greg	LB	53	Mississippi State	16/12	2003
Feely, A.J.	QB	11	Oregon	0/0	2009
Felton, Jerome	FB	45	Furman	9/1	2011
Ferrario, Bill	G	64	Wisconsin	0/0	2004
Fiammetta, Tony	FB	42	Syracuse	24/11	2009-2010
Fields, Jeff	DT	97	Arkansas State	2/0	1995
Fields, Mark	LB	58	Washington State	29/25	2002-2004
Fields, Ronald	DT	91	Mississippi State	6/0	2011
Finnegan, Cortland	CB	26	Samford	5/0	2015
Fletcher, Derrick	G	74	Baylor	5/0	2002
Florence, Drayton	CB	29	Tuskegee	14/5	2013
Floyd, William	FB	40	Florida State	42/37	1998-2000
Folkerts, Brian	C	64	Washburn	26/0	2013-2014
Fordham, Todd	T	78	Florida State	47/8	2004-2006
Foster, DeShaun	RB	20, 26	UCLA	63/40	2002-2007
Foucault, David	T	63	Montreal	5/1	2014-2015
Fountaine, Jamal	LB	50	Washington	0/0	1995
Fox, Mike	DE	93	West Virginia	54/43	1995-1998
France, Dan	T	71, 78	Michigan State	0/0	2016-2017
Franklin, Brad	CB	36	Louisiana-Lafayette	0/0	2002
Frazier, Mose	WR	14	Memphis	2/0	2017-2018
Fua, Sione	DT/G	94, 72	Stanford	27/12	2011-2013
Fuller, Curtis	S	23	Texas Christian	6/0	2004
Funchess, Devin	WR	17	Michigan	47/28	2015-2018
G					
Gachkar, Andrew	LB	57	Missouri	6/0	2017
Gaines, Michael	TE	84	Central Florida	42/21	2004-2006
Gaither, Omar	LB	59	Tennessee	10/4	2011
Gamble, Chris	CB	20	Ohio State	123/117	2004-2012
Gano, Graham	K	9	Florida State	98/0	2012-2019
Garcia, Frank	G/C	65	Washington	91/84	1995-2000
Gardner, Rod	WR	87	Clemson	11/0	2005
Gaskins, Percell	LB	55	Kansas State	12/0	1997
Gaulden, Rashaan	S	28	Tennessee	24/0	2018-2019
Gavazda, Jason	TE	49	Kent State	0/0	2000
Gaydosh, Linden	DT	61	Calgary	0/0	2013
Gettis, David	WR	12	Baylor	17/13	2010-2012
Gibson, Gary	DT	91	Rutgers	12/0	2007-2008

ALL-TIME ALPHABETICAL ROSTER

Gilbert, Garrett	QB	4, 3	SMU	1/0	2017-2018
Gilbert, Sean	DE/DT	94	Pittsburgh	64/56	1998-2002
Ginn, Jr., Ted	WR	19	Ohio State	47/23	2013; 2015-2016
Glanton, Adarius	LB	57	Florida Atlantic	10/2	2014
Godfrey, Charles	S/CB	30	Iowa	82/75	2008-2014
Goings, Nick	FB	37	Pittsburgh	105/13	2001-2008
Goodson, Mike	RB	33	Texas A&M	28/3	2009-2011
Gordon, Dillon	OL	66	LSU	0/0	2019
Gradkowski, Gino	C	66	Delaware	10/3	2016
Graham, Derrick	T	74	Appalachian State	11/7	1995
Graham, Shayne	K	11	Virginia Tech	11/0	2002
Grant, Deon	S	27	Tennessee	48/48	2001-2003
Gray, Derwin	S	44	Brigham Young	3/0	1998
Greeley, Bucky	C	60	Penn State	6/0	1996-1998
Green, Brandon	OL	75	Alabama	0/0	2019
Green, Ray	S	29	South Carolina	16/0	2000
Green, TJ	S	36	Clemson	1/0	2019
Green, Tyrone	G	69	Auburn	0/0	2015
Green, Willie	WR	86	Mississippi	31/17	1995-1996
Greene, Kevin	LB	91	Auburn	47/47	1996, 1998-1999
Greene, Scott	FB	43	Michigan State	24/14	1996-1997
Grier, Will	QB	3, 7	West Virginia	2/2	2019
Griffin, Michael	S	22	Texas	13/6	2016
Griffith, Howard	FB	30	Illinois	31/21	1995-1996
Grigsby, Otis	DE	76	Kentucky	4/0	2007
Gross, Jordan	T	69	Utah	167/167	2003-2013
Guliford, Eric	WR	84	Arizona State	14/9	1995
Gunter, LaDarius	CB	23	Miami (FL)	4/0	2017
H					
Hackett, D.J.	WR	18	Colorado	9/2	2008
Hall, Daeshon	DE	94	Texas A&M	1/0	2017
Haller, Alan	CB	24	Michigan State	2/0	1995
Hambrick, Darren	LB	59	South Carolina	9/8	2001
Hamilton, Woodrow	DT	78	Mississippi	0/0	2019
Hampton, William	CB	31	Murray State	9/0	2003-2004
Hangartner, Geoff	C/G	63	Texas A&M	90/57	2005-2008; 2011-2012; 2013
Hankton, Karl	WR	14, 88	Trinity College (IL)	104/1	2000-2006
Harbaugh, Jim	QB	5	Michigan	0/0	2001
Hardy, Greg	DE	76	Mississippi	63/40	2010-2014
Hardy, Jermaine	S	29	Virginia	3/0	2005
Harper, Deveron	CB	28	Notre Dame	24/1	2000-2001
Harper, Roman	S	41	Alabama	32/32	2014-2015
Harris, Chris	S	43	Louisiana-Monroe	44/44	2007-2009
Harris, Joey	RB	25	Purdue	4/0	2004
Harris, Nic	LB	59	Oklahoma	15/4	2010
Harris, Ra'Shon	DT	77	Oregon	2/0	2009
Hartsock, Ben	TE	84	Ohio State	43/9	2011-2013
Hartwig, Justin	C	75	Kansas	17/16	2006-2007
Hasselbeck, Tim	QB	7	Boston College	0/0	2002
Hawkes, Michael	LB	59	Virginia Tech	3/0	2000-2001
Hawkins, Artrell	CB	27	Cincinnati	14/4	2004
Hawkins, Donald	T	78	Texas	7/0	2016
Hawkins, Josh	CB	23	East Carolina	5/0	2018
Hayden, Nick	DT	78, 98	Wisconsin	26/13	2008-2010
Haye, Jovan	DE	92	Vanderbilt	2/0	2005
Hayes, Brandon	T/G	67	Central State	7/0	1996
Hayes, Donald	WR	88, 81	Wisconsin	51/31	1998-2001
Haynes, Alex	RB	24	Central Florida	10/0	2007
Haynes, Marquis	DE	98	Mississippi	15/0	2018-2019
Hearn, Taylor	T	62	Clemson	4/0	2018
Heinicke, Taylor	QB	6	Old Dominion	7/1	2018

ALL-TIME ALPHABETICAL ROSTER

Heinrich, Keith	TE	80	Sam Houston State	4/0	2002
Hemsley, Nate	LB	54	Syracuse	9/3	2001
Hetherington, Chris	FB	44	Yale	46/6	1999-2001
Hicks, Hayworth	G	75	Iowa State	0/0	2012
Hicks, Skip	RB	42	UCLA	0/0	2002
Hilbert, Jon	PK	5	Louisville	1/0	2002
Hill, Efrem	WR	5	Samford	0/0	2005
Hill, Stephen	WR	87	Georgia Tech	0/0	2015
Hill, Travis	LB	59	Nebraska	3/0	1995
Hines, Jermale	S	36	Ohio State	5/0	2011
Hitchcock, Jimmy	CB	37	North Carolina	32/9	2000-2001
Hixon, Domenik	WR	87	Akron	15/0	2013
Hoard, Leroy	RB	33	Michigan	3/0	1996
Hodge, Abdul	LB	56	Iowa	5/0	2010
Hogan, Brandon	CB	21	West Virginia	3/0	2011-2012
Hogan, Chris	WR	15	Monmouth	7/1	2019
Hogue, Doug	LB	55	Syracuse	9/0	2012
Holmberg, Rob	LB	58	Penn State	1/0	2001
Hood, Elijah	RB	30	North Carolina	0/0	2018
Hood, Kerry	WR	10	South Carolina	0/0	2000
Hoover, Brad	RB/FB	45	Western Carolina	152/93	2000-2009
Horton, Wes	DE	96	Southern California	83/38	2013-2018; 2019
Howard, Reggie	CB	42, 23	Memphis State	47/29	2000-2003; 2006
Hudson, Marcus	S	25	North Carolina State	14/0	2010
Hughes, Kevin	T	72	Southeastern Louisiana	0/0	2014
Humphrey, Deon	LB	58	Florida State	3/0	2000
Huntley, Richard	RB	34	Winston-Salem State	14/9	2001
I					
Iddings, Drew	DT	79	South Dakota	0/0	2017
Irvin, Bruce	DE	55	West Virginia	13/12	2019
Irvin, Corvey	DT	60, 93	Georgia	2/0	2009-2010
Ismail, Raghib	WR	81	Notre Dame	42/22	1996-1998
Ivy, Mortty	LB	54	West Virginia	0/0	2009
J					
Jackson, Brad	LB	50	Cincinnati	11/0	2002
Jackson, Donte	CB	26	Louisiana State	29/26	2018-2019
Jackson, Eddie	CB	34	Arkansas	10/0	2004
Jackson, Rashawn	FB	38	Virginia	2/1	2010
Jackson, Steven	RB	48	Clemson	0/0	2006
Jacobs, Ben	LB	53	Fresno State	68/0	2013-2015; 2016-2018
Jacquet, Nate	WR	17	San Diego State	0/0	2002
Jamerson, Natrell	CB	30	Wisconsin	5/0	2019
James, Jeno	T/G	78	Auburn	55/28	2000-2003
Jamison, Brandon	LB	57	West Georgia	19/0	2006-2007
Jansen, J.J.	LS	44	Notre Dame	176/0	2009-2019
Janus, Paul	C	74	Northwestern	5/1	1998
Jarrett, Dwayne	WR	80	Southern California	32/3	2007-2010
Jeffers, Patrick	WR	83	Virginia	24/10	1999-2001
Jenkins, Kris	DT	77	Maryland	85/79	2001-2007
Jensen, Jerry	LB	53	Washington	10/0	1998-1999
Jeter, Tommy	DE	97	Texas	1/0	1996
Johnson, Anthony	RB	23	Notre Dame	71/20	1995-1999
Johnson, Charles	DE	95	Georgia	143/114	2007-2017
Johnson, Charles	WR	12	Grand Valley State	0/0	2017
Johnson, Devon	FB	47	Marshall	0/0	2016
Johnson, Ed	DT	99	Penn State	12/6	2010
Johnson, Keyshawn	WR	19	Southern California	16/16	2006
Johnson, Landon	LB	54, 59	Purdue	25/3	2008-2009
Johnson, Leonard	CB	23	Iowa State	10/0	2016
Jones, Clarence	T	75	Maryland	27/27	1999-2000
Jones, Colin	S	42	Texas Christian	114/14	2012-2019

ALL-TIME ALPHABETICAL ROSTER

Jones, Dontá	LB	54	Nebraska	16/0	1999
Jones, Ernest	LB	59	Oregon	20/0	1998-1999
Jones, Mark	WR	84	Tennessee	16/0	2008
Jones, Reggie	WR	81	Louisiana State	1/0	1995
Jordan, Omari	DT	91	Buffalo	5/0	2004
Jordan, Leander	G	76	Indiana (PA)	13/5	2001-2002
K					
Kaaya, Brad	QB	8	Miami (FL)	0/0	2017
Kadela, Dave	T	61	Virginia Tech	1/0	2004-2006
Kalil, Matt	T	75	Southern California	16/16	2017-2018
Kalil, Ryan	C	65, 67	Southern California	148/145	2007-2017
Kasay, John	K	4	Georgia	221/0	1995-2010
Kaskey, Matt	T	63	Dartmouth	0/0	2019
Kearse, Frank	DT	99	Alabama A&M	14/8	2011-2012
Keiser, Thomas	DE	98	Stanford	12/0	2011-2012
Kemoeatu, Maake	DT	99	Utah	46/40	2006-2009
Killings, Cedric	DT	91	Carson-Newman	4/0	2001
Kinchen, Brian	TE	88	Louisiana State	32/0	1999-2000
King, Jeff	TE	87, 47	Virginia Tech	76/62	2006-2010
King, Sean	DE	96	NE Louisiana	39/2	1995-1998
King, Tavarres	WR	12	Georgia	0/0	2013
Klein, A.J.	LB	56	Iowa State	60/23	2013-2016
Kragen, Greg	NT	71	Utah State	48/46	1995-1997
Kubiak, Jim	QB	9	Navy	0/0	1996
Kuechly, Luke	LB	59	Boston College	118/118	2012-2019
Kugbila, Edmund	G	71	Valdosta State	0/0	2013-2014
Kunaszyk, Jordan	LB	43	California	9/0	2019
Kunalic, Adi	K	5	Nebraska	0/0	2011
Kyle, Jason	LS	56	Arizona State	128/0	2001-2008
L					
Lacina, Corbin	G	64	Augustana	10/10	1998
LaFell, Brandon	WR	11	Louisiana State	60/36	2010-2013
Landri, Derek	DT	61	Notre Dame	16/16	2009-2010
Lane, Fred	RB	32	Lane College	42/23	1997-1999
Larsen, Tyler	C	69	Utah State	55/18	2016-2019
Lathon, Lamar	LB	57	Houston	48/48	1995-1998
Ledford, Dwayne	G	74	East Carolina	0/0	2001
Lee, Andy	P	8	Pittsburgh	9/0	2016
LeFors, Stefan	QB	3	Louisville	0/0	2005
Leonard, Louis	DT	94	Fresno State	4/1	2009-2010
Lester, Robert	S	38	Alabama	13/4	2013-2014
Lewis, Damione	DT	92	Miami (FL)	62/36	2006-2009
Lewis, Keith	S	39	Oregon	0/0	2009
Lewis, Jeff	QB	8	Northern Arizona	7/0	1999-2000
Little, Greg	T	74	Mississippi	4/3	2019
Lloyd, Greg	LB	95	Fort Valley State	16/14	1998
Lloyd, Rhys	K	5, 8	Minnesota	48/0	2007-2009, 2010
Lofton, Steve	CB	27, 29	Texas A&M	36/12	1995-96, 1998-99
Lotulelei, Star	DT	98	Utah	76/75	2013-2017
Love, Kyle	DT	61, 93, 77	Mississippi State	72/7	2014-15; 2016-19
Love, Sean	G	79	Penn State	11/1	1995
Lucas, Al	DT	71	Troy State	20/0	2000-2001
Lucas, Ken	CB	23, 21	Mississippi	60/59	2005-2008
Luke, Cole	CB	32	Notre Dame	8/0	2017-19
Lundblade, Brad	C	64	Oklahoma State	1/0	2019
Lytle, Matt	QB	9	Pittsburgh	3/1	2000-2001
M					
Mahon, Brendan	G	63	Penn State	4/0	2018
Mangum, Kris	TE	86	Mississippi	126/61	1997-2006
Manhertz, Chris	TE	82	Canisius	51/14	2016-2019
Manning, Jr., Ricky	CB	24	UCLA	48/26	2003-2005

ALL-TIME ALPHABETICAL ROSTER

Manuel, Marquand	S	36	Florida	16/2	2007
Mare, Olindo	K	10	Syracuse	16/0	2011
Marlowe, Dean	S	29	James Madison	5/0	2015-2016
Marrow, Mitch	DL	68	Pennsylvania	0/0	1998
Marshall, Richard	CB	31	Fresno State	80/46	2006-2010
Martin, Charly	WR	83	West Texas A&M	8/0	2009-2010
Martin, Emerson	G	78	Hampton (VA)	2/1	1995
Martin, Sherrod	S	23	Troy	59/36	2009-2012
Mathis, Evan	G	71	Alabama	25/15	2005-2007
Matthews, Kevin	C	60	Texas A&M	0/0	2014
Matthews, Shane	QB	9	Florida	0/0	1997-1998
Maumau, Viliami	DT	79	Colorado	1/0	1999
Maxie, Brett	S	39	Texas Southern	29/29	1995-1996
Mayo, David	LB	55	Texas State	59/4	2015-2018
McCadam, Kevin	S	25	Virginia Tech	16/0	2006
McCaffrey, Christian	RB	22	Stanford	48/42	2017-2019
McClain, Robert	CB	36, 27	Connecticut	30/8	2010; 2015-2016
McClain, Terrell	DT	97	South Florida	12/12	2011
McCloud, Ray-Ray	WR	14	Clemson	6/0	2019
McClover, Stanley	DE	74	Auburn	13/0	2006-2007
McCown, Josh	QB	12	Sam Houston State	3/0	2008-2009
McCoy, Gerald	DT	93	Oklahoma	16/16	2019
McCree, Marlon	S	27	Kentucky	16/15	2005
McDaniel, Emmanuel	CB	26, 25	East Carolina	18/5	1996;2002
McDowell, Bubba	S	25	Miami (FL)	16/3	1995
McGee, Stacy	DE	91	Oklahoma	4/0	2019
McGill, Lenny	CB	22	Arizona State	10/0	1998
McGhin, Garrett	T	76	East Carolina	2/0	2019
McKinley, Alvin	DT	99	Mississippi State	7/0	2000-2001
McKyer, Tim	CB	22	Texas-Arlington	16/16	1995
McNutt, Marvin	WR	15	Iowa	1/0	2013
Means, Natrone	RB	20	North Carolina	1/0	2000
Medlock, Justin	K	6	UCLA	10/0	2012
Metcalfe, Eric	WR	82	Texas	16/1	1999
Metzelaars, Pete	TE	88	Wabash	14/14	1995
Mikell, Quintin	S	27	Boise State	14/12	2013
Miller, Christian	DE	50	Alabama	7/0	2019
Miller, Horace	LB	55	Texas-El Paso	0/0	2014
Miller, Les	DE	69	Fort Hays State	45/19	1996-1998
Mills, Ernie	WR	89	Florida	10/5	1997
Mills, Sam	LB	51	Montclair State	48/48	1995-1997
Milem, John	DE	91	Lenoir-Rhyne	2/0	2001
Miley, Arthur	DE	71	Southern	0/0	2015
Minor, Kory	LB	52, 59	Notre Dame	30/2	1999-2002
Minter, Mike	S	30	Nebraska	148/141	1997-2006
Mitchell, Jeff	C	60	Florida	78/78	2001-2005
Mitchell, Mike	S	21	Ohio	15/14	2013
Moncrief, Donte	WR	19	Mississippi	3/0	2019
Montgomery, Joe	RB	33	Ohio State	3/0	2002
Montgomery, Will	G	66	Virginia Tech	6/4	2006
Moore, Casey	FB	33	Stanford	0/0	2003
Moore, D.J.	CB	20	Vanderbilt	2/0	2013
Moore, Derrick	RB	20	Northeastern State	13/10	1995
Moore, DJ	WR	12	Maryland	31/25	2018-2019
Moore, Kenny	WR	81	Wake Forest	12/1	2008-2009
Moore, Matt	QB	3	Oregon State	22/13	2007-2010
Moore, Zach	DE	77	Concordia-St. Paul	0/0	2017
Moorehead, Kindal	DT	94	Alabama	75/13	2003-2007
Morris, Chris	C	63	Michigan State	4/0	2010
Morabito, Tim	DT	95, 90	Boston College	48/37	1997-2000
Morgan, Dan	LB	55	Miami	59/59	2001-2007
Morton, Christian	CB	35	Illinois	7/2	2006

ALL-TIME ALPHABETICAL ROSTER

Moton, Taylor	T	72	Western Michigan	48/32	2017-2019
Muhammad, Muhsin	WR	87	Michigan State	155/141	1996-2004, 2008-2009
Mullen, Roderick	DB	28	Grambling State	15/0	1999
Munnerlyn, Captain	CB	41	South Carolina	107/55	2009-2013, 2017-2018
Murphy, Louis	WR	83	Florida	16/5	2012
N					
Naanee, Legedu	WR	17	Boise State	15/10	2011
Nakamura, Haruki	S	43	Cincinnati	13/13	2012
Navies, Hannibal	LB	53	Colorado	39/15	1999-2002
Neblett, Andre	DT	68	Temple	30/7	2010-2012
Nedney, Joe	PK	6	San Jose State	12/0	2000
Nelson, Bruce	C	72	Iowa	15/1	2003-2004
Nelson, Jonathan	S	37	Oklahoma	2/1	2011
Nesbit, Jamar	C/G	63	South Carolina	53/45	1999-2002
Ness, Nate	CB	40	Arizona	0/0	2012
Newhouse, Marshall	T	71	Texas Christian	11/2	2018
Newton, Cam J.	QB	1	Auburn	125/124	2011-2019
Newton, Cam L.	S	29	Furman	0/0	2006
Newton, Nate	G	73	Florida A&M	7/0	1999
Norman, Josh	CB	24	Coastal Carolina	53/38	2012-2015
Norris, Jared	LB	52	Utah	28/0	2016-2018
Nortman, Brad	P	8	Wisconsin	64/0	2012-2015
Norwell, Andrew	G	68	Ohio State	55/54	2014-2017
Norwood, Eric	DE	92	South Carolina	28/0	2010-2011
Norwood, Kevin	WR	81	Alabama	1/0	2015
Null, Keith	QB	9	West Texas A&M	0/0	2010
Nunley, Jeremy	DE	99	Alabama	0/0	1995
Nwagbuo, Ogemdi	DT	78	Michigan State	4/1	2011
O					
Obada, Efe	DE	94	none	26/0	2018-2019
O'Brien, Kitt	T	77	Ball State	0/0	2019
Ogbonnaya, Chris	RB	26	Texas	5/0	2014
Oher, Michael	T	73	Mississippi	19/19	2015-2016
Oliver, Winslow	RB	20	New Mexico State	38/0	1996-1998
Olsen, Greg	TE	88	Miami (FL)	133/123	2011-2019
Olson, Drew	QB	9	UCLA	0/0	2007
Onatolu, Kenny	LB	56	Nebraska-Omaha	4/0	2012
Omiyale, Frank	T	76	Tennessee Tech	10/1	2007-2008
Otah, Jeff	T	79	Pittsburgh	29/29	2008-2011
P					
Palardy, Michael	P	5	Tennessee	55/0	2016-2019
Paradis, Matt	C	61	Boise State	16/16	2019
Parker, Billy	S	27	William and Mary	0/0	2005
Parker, J'Vonne	DT	98	Rutgers	1/0	2008
Parker, Ron	CB	25	Newberry College (SC)	3/0	2012
Parms, Damian	S	45	Florida Atlantic	0/0	2018-2019
Paysinger, Spencer	LB	56	Oregon	3/0	2017
Peete, Rodney	QB	9	Southern California	16/15	2002-2004
Peppers, Julius	DE	90	North Carolina	138/125	2002-2009, 2017-2018
Peter, Jason	DE	97	Nebraska	38/20	1998-2001
Peters, Scott	G	64	Arizona State	0/0	2006
Peterson, Andrew	G	60	Washington	4/2	1995
Petitti, Rob	T	64	Pittsburgh	5/0	2009, 2010
Phenix, Perry	S	20	So. Mississippi	2/0	2001
Phillion, Ed	NT	90	Ferris State	0/0	1996
Phillips, Jason	LB	53	Texas Christian	20/2	2011-2012
Philyaw, Dino	RB	34, 32	Oregon	10/0	1995-1996
Pieri, Damon	S	29, 27	San Diego State	32/1	1995-1997

ALL-TIME ALPHABETICAL ROSTER

Pike, Tony	QB	16	Cincinnati	1/0	2010
Pilares, Kealoha	WR	81	Hawaii	20/0	2011-2013
Pinkney, Cleveland	DT	62	South Carolina	2/0	2004
Pittman, Kavika	DE	92	McNeese State	2/0	2003-2004
Poe, Dontari	DT	95	Memphis	27/26	2018-2019
Pollak, Mike	G	74	Arizona State	1/0	2012
Poole, Tauren	RB	33, 27	Tennessee	1/0	2012; 2014
Poole, Tyrone	CB	38	Fort Valley State	47/44	1995-1997
Posey, Jeff	LB	90	Southern Mississippi	4/0	2001
Presley, De'Andre	WR	10	Appalachian State	4/0	
Pressley, DeMario	DT	61	North Carolina State	1/0	2011
Price, Shawn	DE	92	Pacific	16/0	1995
Proehl, Ricky	WR	81	Wake Forest	48/5	2003-2005
Pugh, Jordan	S	29	Texas A&M	27/3	2010-2011
R					
Rasby, Walter	TE	89, 88	Wake Forest	39/5	1995-1997
Rasmussen, Kemp	DE	97	Indiana	50/0	2002-2005
Raybon, Israel	DE	92	North Alabama	9/0	1997
Reaves, Darrin	RB	36	Alabama-Birmingham	6/1	2014
Reddick, Kevin	LB	52	North Carolina	3/0	2014
Redmon, Anthony	G	61	Auburn	25/19	1998-1999
Reed, Chris	OL	64	Minn. St.-Mankato	3/0	2019
Reed, Michael	CB	45, 31	Boston College	3/0	1995-1996
Regis, Micanor	DT	72	Miami (FL)	0/0	2014
Reich, Frank	QB	14	Maryland	3/3	1995
Reid, Eric	S	25	Louisiana State	29/29	2018-2019
Reid, Spencer	LB	54	Brigham Young	16/0	1998
Remmers, Mike	T	74	Oregon State	37/37	2014-2016
Reyes, Tutan	T/G	76	Mississippi	30/28	2002-2005
Richardson, Damien	S	39	Arizona State	77/10	1998-2004
Rigsbee, Jordan	T	64	California	0/0	2016
Robertson, Jamal	RB	22	Ohio Northern	12/0	2004-2005
Robinson, Corey	T	77	South Carolina	2/0	2018
Robinson, Duke	G	72	Oklahoma	0/0	2009-2010
Robinson, Eugene	S	41	Colgate	16/16	2000
Robinson, Ryne	WR	10	Miami (OH)	16/0	2007-2008
Rodenhauser, Mark	C	63	Illinois State	48/0	1995-1997
Rosario, Dante	TE	88	Oregon	62/22	2007-2010
Ross, Fred	WR	2	Mississippi State	0/0	2017
Ross, Micah	WR	11	Jacksonville	10/0	2004
Royal, Andre	LB	58	Alabama	44/13	1995-1997
Rucker, Mike	DE	93	Nebraska	139/106	1999-2007
Russell, Anderson	S	40	Ohio State	3/0	2012
Rutherford, Rod	QB	12	Pittsburgh	0/0	2004
S					
Saleh, Tarek	LB	94, 92	Wisconsin	14/1	1997-1998
Salley, Nate	S	33, 25	Ohio State	24/0	2006-2008
Samuel, Curtis	WR	10	Ohio State	47/27	2017-2019
Samp, Chris	WR	85	Winona State	0/0	2006
Sanchez, Zack	CB	31	Oklahoma	5/1	2016
Sasa, Don	DE	98	Washington State	2/0	1997-1998
Sauerbrun, Todd	P	10	West Virginia	64/0	2001-2004
Scarlett, Jordan	RB	20	Florida	9/0	2019
Schwartz, Geoff	T/G	74	Oregon	32/19	2009-2011
Scifres, Steve	G	72	Wyoming	1/0	1998
Scott, Chris	G	75, 79	Tennessee	43/12	2013-2016
Scurlock, Mike	S	38	Arizona	14/0	1999
Seals, Ray	DE	99	none	14/7	1997
Searcy, Da'Norris	S	21	North Carolina	2/2	2018
Seidman, Mike	TE	82	UCLA	43/15	2003-2006
Selvie, George	DE	90	South Florida	4/0	2011
Senn, Jordan	LB	57	Portland State	66/7	2009-2013

ALL-TIME ALPHABETICAL ROSTER

Senters, Mike	CB	47	Northwestern	0/0	1995
Seward, Adam	LB	59	UNLV	40/2	2005-2008
Seymour, Kevon	CB	27	Southern California	16/2	2017-2018
Shaw, Tim	LB	97	Penn State	14/0	2007
Shelton, Eric	RB	35, 32	Louisville	9/0	2005-2006
Shepard, Russell	WR	19	Louisiana State	15/3	2017
Shirley, Jason	DT	71	Fresno State	4/0	2011
Shiver, Clay	G	60	Florida State	0/0	1999
Shockey, Jeremy	TE	80	Miami (FL)	15/13	2011
Short, Brandon	LB	53	Penn State	32/17	2004-2005
Short, Kawann	DT	99	Purdue	96/73	2013-2019
Siglar, Ricky	T	75	San Jose State	1/0	1998
Silatolu, Amini	G/T	61, 66, 65	Midwestern State	54/37	2012-15, 2017-18
Simmons, Terrance	DT	59	Alabama State	2/0	2002
Simonson, Scott	TE	80	Assumption	14/1	2015-2017
Skrepenak, Greg	G	75	Michigan	32/32	1996-1997
Slade, Chris	DE	50	Virginia	15/0	2001
Slye, Joey	K	4	Virginia Tech	16/0	2019
Smart, Rod	RB	32	Western Kentucky	47/0	2002-2005
Smith, Andre	LB	57	North Carolina	19/0	2018-2019
Smith, Armond	RB	36	Union College (KY)	9/0	2012-2013
Smith, Chuck	DE	91	Tennessee	2/2	2000
Smith, D.J.	LB	52	Appalachian State	1/0	2014
Smith, Fernando	DE	71	Jackson State	0/0	2002
Smith, Kelvin	LB	56, 46	Syracuse	3/0	2009
Smith, Lamar	RB	26	Houston	11/11	2002
Smith, Marquette	RB	22	Central Florida	0/0	1996-1997
Smith, Rod	CB	21, 31	Notre Dame	46/10	1995-1998
Smith, Steve	WR	89	Utah	182/161	2001-2013
Smith, Tony	RB	28	Southern Miss	0/0	1995
Smith, Torrey	WR	11	Maryland	11/6	2018
Soliai, Paul	DT	90	Utah	10/1	2016
Southward, Dezmen	S	37	Wisconsin	1/0	2017
St. Pierre, Brian	QB	6	Boston College	1/1	2010
Stanford, R.J.	CB	35, 25	Utah	12/0	2010-2011
Stark, Rohn	P	3	Florida State	16/0	1996
Steussie, Todd	T	75	California	48/48	2001-2003
Stewart, Jonathan	RB	28	Oregon	131/64	2008-2017
Stewart, Todd	T	70	California	0/0	1997
Stoltenberg, Bryan	C/G	67	Colorado	38/18	1998-2000
Stone, Dwight	WR	80	Middle Tennessee State	64/0	1995-1998
Strait, Derrick	CB	22	Oklahoma	2/0	2006
Stuber, Tim	G	62	Colorado State	0/0	2002
Sutter, Ryan	S	35	Colorado	1/0	1998
Sutton, Tyrell	RB	22	Northwestern	16/1	2009-2010
Swann, Eric	DT	98	none	16/3	2000
Swift, Michael	CB	26	Austin Peay State	15/0	1998-1999
T					
Tatum, Kinnon	LB	50	Notre Dame	31/0	1997-1998
Taves, Josh	DE	91	Northeastern	5/0	2002
Taylor, Hilee	DE	66, 97	North Carolina	16/0	2008-2010
Taylor, Travis	WR	19	Florida	0/0	2007
Teal, Quinton	S	28, 26	Coastal Carolina	44/4	2007-2009
Teeter, Mike	DT	91	Michigan	0/0	1995
Terrell, Pat	S	40	Notre Dame	48/34	1995-1997
Terry, Chris	T	70	Georgia	57/57	1999-2002
Terry, Rick	DT/DE	71	North Carolina	15/3	1998-1999
Testaverde, Vinny	QB	16	Miami (FL)	7/6	2007
Theus, John	T	74	Georgia	0/0	2017
Thomas, Blair	RB	31	Penn State	7/0	1995
Thomas, Devin	WR	80	Michigan State	1/0	2010
Thomas, Hollis	DT	75	Northern Illinois	13/13	2009

ALL-TIME ALPHABETICAL ROSTER

Thomas, Ian	TE	80	Indiana	32/9	2018-2019
Thomas, Josh	CB	22	Buffalo	38/10	2011-2013
Thomas, Mark	DE	95	North Carolina State	22/0	1995-1996
Thompson, Shaq	LB	54	Washington	70/61	2015-2019
Tillman, Charles	CB	31	Louisiana-Lafayette	12/12	2015
Tillman, Lawyer	TE	85	Auburn	5/0	1995
Tillman, Travares	S	42	Georgia Tech	13/1	2003-2004
Tolbert, Mike	FB	35	Coastal Carolina	72/29	2012-2016
Tolhurst, Ryan	WR	3	Richmond	0/0	2002
Tovar, Steve	LB	55	Ohio State	16/6	1999
Towns, Lester	LB	57	Washington	55/30	2000-2003
Trudeau, Jack	QB	10	Illinois	1/0	1995
Tuaolo, Esera	DT	98	Oregon State	12/0	1999
Tucker, Syii	TE	89	Miami	0/0	1996
Tufts, Sean	LB	57	Colorado	15/0	2004-2005
Turnbull, Renaldo	LB	97	West Virginia	16/2	1997
Turner, Nate	FB	32	Nebraska	2/0	1995
Turner, Jim	WR	15, 80	Syracuse	0/0	1998-2001
Turner, Trai	G	70	Louisiana State	84/80	2014-2019
Tuten, Melvin	T	73	Syracuse	32/8	2000-2003
Tyler, Tank	DT	93	North Carolina State	6/0	2009
Tylski, Rich	G	65	Utah State	16/1	2004
U					
Uwaezuoke, Iheanyi	WR	89	California	11/2	2000
V					
Vaeao, Destiny	Dt	75	Washington State	0/0	2019
Van Roten, Greg	G/C	73	Penn	37/27	2017-2019
Vaughan, Josh	RB	32	Richmond	10/0	2010-2011
Veland, Tony	S	36	Nebraska	15/5	1998
Velasco, Fernando	G/C	75, 61	Georgia	23/8	2014-2015
Villa, Danny	LS	72	Arizona State	7/0	1998
Vincent, Keydrick	G	68	Mississippi	30/30	2008-2009
W					
Wahle, Mike	G	68	Navy	45/45	2005-2007
Walker, Darwin	DT	93	Tennessee	10/2	2008
Wallace, Al	DE	96	Maryland	80/10	2002-2006
Walls, Wesley	TE	85	Mississippi	98/96	1996-2002
Walter, Ken	P	13	Kent State	64/0	1997-2000
Washington, TJ	T	62	Virginia Tech	0/0	2001
Webb, Joe	QB	14	Alabama-Birmingham	37/0	2014-2016
Webb, R.J.	WR	17	Furman	0/0	2013
Webster, Larry	DE	75	Bloomsburg	1/0	2016
Wegher, Brandon	RB	32	Morningside College	1/0	2015
Weinke, Chris	QB	16	Florida State	27/19	2001-2006
Wells, Dean	LB	95	Kentucky	45/27	1999-2001
Wells, Reggie	T	78	Clarion (PA)	5/0	2011
Wendell, Ryan	C	62	Fresno State	1/0	2016
Wesley, Dante	CB	29, 21, 23	Arkansas-Pine Bluff	91/2	2002-2005; 2007-2009
Wharton, Travelle	T/G	70	South Carolina	115/111	2004-2011; 2013
Wheeler, Leonard	CB	37	Troy State	16/0	1998-1999
White, DeAndrew	WR	16	Alabama	10/0	2019
White, Melvin	CB	23	Louisiana-Lafayette	30/17	2013-2014
White, Reggie	DE	92	Tennessee	16/16	2000
Whitley, Curtis	C	64	Clemson	27/24	1995-1996
Whitley, James	S	35	Michigan	0/0	2004
Whittaker, Fozzy	RB	43	Texas	53/2	2014-2018
Wiggins, Brian	WR	16, 84	Texas Southern	0/0	1995
Wiggins, Jermaine	TE	84	Georgia	27/12	2002-2003
Wilds, Garnell	CB	38	Virginia Tech	3/0	2005
Wiley, Chuck	DE	99	Louisiana State	16/16	1998-1999

ALL-TIME ALPHABETICAL ROSTER

Williams, Brandon	TE	86	Oregon	25/0	2013-2015
Williams, Daryl	T	60	Oklahoma	56/41	2015-2019
Williams, DeAngelo	RB	34	Memphis	117/82	2006-2014
Williams, Garry	T/G	65	Kentucky	41/21	2009-2014
Williams, Gerald	DE	98	Auburn	37/35	1995-1997
Williams, Jamar	LB	53	Arizona State	3/0	2010
Williams, Jason	LB	54	Western Illinois	45/4	2010-2011; 2012; 2013-2014
Williams, Jay	DE	96	Wake Forest	32/27	2000-2001
Williams, Louis	G	66	Louisiana State	2/0	2001-2002
Williams, Shaun	S	36	UCLA	12/12	2006
Williams, Teddy	CB	21	Texas-San Antonio	19/0	2015-2017
Williams, Thomas	LB	94, 56	Southern California	7/2	2010-2011
Williams, Zack	C/G	64	Washington State	1/0	2011-2012
Willig, Matt	T	71	Southern California	29/9	2003-2004
Wilson, C.J.	S/CB	27	Baylor	23/0	2007-2010
Wilson, Gillis	DE	60, 92	Southern	5/0	2000-2001
Wilson, Jamie	T	73	Marshall	0/0	1997
Wilson, Kion	LB	91	South Florida	5/0	2011
Wilson, Ramik	LB	52	Georgia	0/0	2019
Witherspoon, Will	LB	54	Georgia	62/55	2002-2005
Witzmann, Bryan	T	76	South Dakota State	2/0	2019
Woodall, Lee	LB	54	West Chester	16/16	2000
Workman, Vince	RB	34	Ohio State	9/0	1995
Worley, Daryl	CB	26	West Virginia	31/25	2016-2017
Wright, Jarius	WR	13	Arkansas	32/15	2018-2019
Wright, Wallace	WR	15	North Carolina	0/0	2010
Y					
Yankey, David	G	61	Stanford	6/0	2016-2017
Yeboah-Kodie, Phil	LB	59	Penn State	0/0	1995
Young, Lou	CB	22, 25	Georgia Tech	6/0	2015-2016
Young, Walter	WR	83	Illinois	7/0	2003
Z					
Zgonina, Jeff	NT	90	Purdue	2/0	1995
Ziemba, Lee	T	75	Auburn	6/0	2011-2012
Zordich, Michael	FB	39	Penn State	0/0	2013
Zylstra, Brandon	WR	11	Concordia	8/0	2019

For inclusion, a player must be on the active 53-man roster for a minimum of one game or on IR for a minimum of six games

ALL-TIME NUMERICAL ROSTER

	NAME	POS	SCHOOL	GP/GS	YEARS
1	Newton, Cam J.	QB	Auburn	125/124	2011-2019
2	Ross, Fred	WR	Mississippi State	0/0	2017
	Craig, Dameyune	QB	Auburn	6/0	1998-2001
	Clausen, Jimmy	QB	Notre Dame	13/10	2010-2013
3	Anderson, Derek	QB	Oregon State	25/4	2011-2017
	Cunningham, Richie	K	SW Louisiana	7/0	1999-2000
	LeFors, Stefan	QB	Louisville	0/0	2005
	Moore, Matt	QB	Oregon State	22/13	2007-2010
	Stark, Rohn	P	Florida State	16/0	1996
	Tolhurst, Ryan	WR	Richmond	0/0	2002
	Grier, Will	QB	West Virginia	2/2	2019
	Gilbert, Garrett	QB	SMU	1/0	2017-2018
4	Catanzaro, Chandler	K	Clemson	4/0	2018
	Kasay, John	K	Georgia	221/0	1995-2010
	Slye, Joey	K	Virginia Tech	16/0	2019
	Gilbert, Garrett	QB	SMU	1/0	2017-2018
5	Blanchard, Matt	QB	Wisconsin-Whitewater	0/0	2014
	Carter, Todd	K	Grand Valley State	1/0	2010
	Chandler, Jeff	K	Florida	2/0	2004
	Harbaugh, Jim	QB	Michigan	0/0	2001
	Hilbert, Jon	PK	Louisville	1/0	2002
	Hill, Efreem	WR	Samford	0/0	2005
	Kunalic, Adi	K	Nebraska	0/0	2011
	Palardy, Michael	P	Tennessee	55/0	2016-2019
	Lloyd, Rhys	K	Minnesota	48/0	2007-2009, 2010
6	Barnhardt, Tommy	P	North Carolina	16/0	1995
	Heinicke, Taylor	QB	Old Dominion	7/1	2018
	Medlock, Justin	K	UCLA	10/0	2012
	Nedney, Joe	PK	San Jose State	12/0	2000
	St. Pierre, Brian	QB	Boston College	1/1	2010
7	Allen, Kyle	QB	Houston	15/13	2018-2019
	Baker, Jason	P	Iowa	112/0	2005-2011
	Beuerlein, Steve	QB	Notre Dame	59/51	1996-2000
	Butker, Harrison	K	Georgia Tech	0/0	2017
	Hasselbeck, Tim	QB	Boston College	0/0	2002
	Clausen, Jimmy	QB	Notre Dame	13/10	2010-2013
	Grier, Will	QB	West Virginia	2/2	2019
8	Carr, David	QB	Fresno State	6/4	2007
	Kaaya, Brad	QB	Miami (FL)	0/0	2017
	Lee, Andy	P	Pittsburgh	9/0	2016
	Lewis, Jeff	QB	Northern Arizona	7/0	1999-2000
	Nortman, Brad	P	Wisconsin	64/0	2012-2015
	Lloyd, Rhys	K	Minnesota	48/0	2007-2009, 2010
9	Gano, Graham	K	Florida State	98/0	2012-2019
	Kubiak, Jim	QB	Navy	0/0	1996
	Lytle, Matt	QB	Pittsburgh	3/1	2000-2001
	Matthews, Shane	QB	Florida	0/0	1997-1998
	Null, Keith	QB	West Texas A&M	0/0	2010
	Olson, Drew	QB	UCLA	0/0	2007
	Peete, Rodney	QB	Southern California	16/15	2002-2004
10	Hood, Kerry	WR	South Carolina	0/0	2000
	Mare, Olindo	K	Syracuse	16/0	2011
	Presley, De'Andre	WR	Appalachian State	4/0	
	Robinson, Ryne	WR	Miami (OH)	16/0	2007-2008
	Samuel, Curtis	WR	Ohio State	47/27	2017-2019
	Sauerbrun, Todd	P	West Virginia	64/0	2001-2004
	Trudeau, Jack	QB	Illinois	1/0	1995
	Edwards, Armanti	WR	Appalachian State	39/0	2010-2013
	Brown, Corey	WR	Ohio State	43/22	2014-2016
11	Barker, Jay	QB	Alabama	0/0	1996
	Bersin, Brenton	WR	Wofford College	42/4	2014-2017
	Biddle, Taye	WR	Mississippi	2/0	2006
	Carter, Jason	WR	Texas A&M	0/0	2007-2008
	Feely, A.J.	QB	Oregon	0/0	2009
	Graham, Shayne	K	Virginia Tech	11/0	2002
	LaFell, Brandon	WR	Louisiana State	60/36	2010-2013
	Ross, Micah	WR	Jacksonville	10/0	2004
	Smith, Torrey	WR	Maryland	11/6	2018



ALL-TIME NUMERICAL ROSTER

12	Zylstra, Brandon	WR	Concordia	8/0	2019
	Bono, Steve	QB	UCLA	2/0	1999
	Clay, Kaelin	WR	Utah	9/2	2017
	Collins, Kerry	QB	Penn State	45/42	1995-1998
	Fasani, Randy	QB	Stanford	4/1	2002
	Gettis, David	WR	Baylor	17/13	2010-2012
	Johnson, Charles	WR	Grand Valley State	0/0	2017
	King, Tavarres	WR	Georgia	0/0	2013
	McCown, Josh	QB	Sam Houston State	3/0	2008-2009
	Moore, DJ	WR	Maryland	31/25	2018-2019
	Rutherford, Rod	QB	Pittsburgh	0/0	2004
	Benjamin, Kelvin	WR	Florida State	40/36	2014-2017
13	Walter, Ken	P	Kent State	64/0	1997-2000
	Wright, Jarius	WR	Arkansas	32/15	2018-2019
	Basanez, Brett	QB	Northwestern	1/0	2006-2007
	Cantwell, Hunter	QB	Louisville	0/0	2009
	Dortch, Greg	WR	Wake Forest	2/0	2019
	Frazier, Mose	WR	Memphis	2/0	2017-2018
	McCloud, Ray-Ray	WR	Clemson	6/0	2019
	Reich, Frank	QB	Maryland	3/3	1995
	Webb, Joe	QB	Alabama-Birmingham	37/0	2014-2016
	Edwards, Armanti	WR	Appalachian State	39/0	2010-2013
	Hankton, Karl	WR	Trinity College (IL)	104/1	2000-2006
	Adams, Joe	WR	Arkansas	9/0	2012
15	Hogan, Chris	WR	Monmouth	7/1	2019
	McNutt, Marvin	WR	Iowa	1/0	2013
	Wright, Wallace	WR	North Carolina	0/0	2010
	Turner, Jim	WR	Syracuse	0/0	1998-2001
	Davis, Josh	WR	Marshall	0/0	2007
	Pike, Tony	QB	Cincinnati	1/0	2010
	Testaverde, Vinny	QB	Miami (FL)	7/6	2007
	Weinke, Chris	QB	Florida State	27/19	2001-2006
	White, DeAndrew	WR	Alabama	10/0	2019
	Brown, Corey	WR	Ohio State	43/22	2014-2016
	Craig, Dameyune	QB	Auburn	6/0	1998-2001
	Wiggins, Brian	WR	Texas Southern	0/0	1995
17	Delhomme, Jake	QB	Louisiana-Lafayette	91/90	2003-2009
	Funchess, Devin	WR	Michigan	47/28	2015-2018
	Jacquet, Nate	WR	San Diego State	0/0	2002
	Naanee, Legedu	WR	Boise State	15/10	2011
	Webb, R.J.	WR	Furman	0/0	2013
	Byrd, Damiere	WR	South Carolina	17/3	2016-2018
	Carter, Drew	WR	Ohio State	33/9	2004-2007
	Hackett, D.J.	WR	Colorado	9/2	2008
	Ajirotutu, Seyi	WR	Fresno State	14/0	2011
	Ginn, Jr., Ted	WR	Ohio State	47/23	2013; 2015-2016
	Johnson, Keyshawn	WR	Southern California	16/16	2006
	Moncrief, Donte	WR	Mississippi	3/0	2019
19	Shepard, Russell	WR	Louisiana State	15/3	2017
	Taylor, Travis	WR	Florida	0/0	2007
	Burks, Dialleo	WR	Eastern Kentucky	1/0	1999-2000
	Anderson, C.J.	RB	California	9/1	2018
	Cason, Antoine	CB	Arizona	12/11	2014
	Coleman, Kurt	S	Ohio State	42/42	2015-2017
	Gamble, Chris	CB	Ohio State	123/117	2004-2012
	Means, Natrone	RB	North Carolina	1/0	2000
	Moore, D.J.	CB	Vanderbilt	2/0	2013
	Moore, Derrick	RB	Northeastern State	13/10	1995
	Oliver, Winslow	RB	New Mexico State	38/0	1996-1998
	Phenix, Perry	S	So. Mississippi	2/0	2001
21	Scarlett, Jordan	RB	Florida	9/0	2019
	Foster, DeShaun	RB	UCLA	63/40	2002-2007
	Alexander, Gerald	S	Boise State	2/0	2010
	Biakabutuka, Tshimanga	RB	Michigan	50/35	1996-2001
	Cousin, Terry	CB	South Carolina	29/29	2002-2003
	DeCoud, Thomas	S	California	15/11	2014
	Hogan, Brandon	CB	West Virginia	3/0	2011-2012
	Mitchell, Mike	S	Ohio	15/14	2013

ALL-TIME NUMERICAL ROSTER

	Searcy, Da'Norris	S	North Carolina	2/2	2018
	Williams, Teddy	CB	Texas-San Antonio	19/0	2015-2017
	Smith, Rod	CB	Notre Dame	46/10	1995-1998
	Lucas, Ken	CB	Mississippi	60/59	2005-2008
22	Wesley, Dante	CB	Arkansas-Pine Bluff	91/2	2002-2005;
	Brown, Dee	RB	Syracuse	14/3	2002
	Griffin, Michael	S	Texas	13/6	2016
	McCaffrey, Christian	RB	Stanford	48/42	2017-2019
	McGill, Lenny	CB	Arizona State	10/0	1998
	McKyer, Tim	CB	Texas-Arlington	16/16	1995
	Robertson, Jamal	RB	Ohio Northern	12/0	2004-2005
	Smith, Marquette	RB	Central Florida	0/0	1996-1997
	Strait, Derrick	CB	Oklahoma	2/0	2006
	Sutton, Tyrell	RB	Northwestern	16/1	2009-2010
	Thomas, Josh	CB	Buffalo	38/10	2011-2013
	Young, Lou	CB	Georgia Tech	6/0	2015-2016
23	Baldwin, Randy	RB	Mississippi	7/2	1995
	Elliott, Javien	CB	Florida State	16/3	2019
	Fuller, Curtis	S	Texas Christian	6/0	2004
	Gunter, LaDarius	CB	Miami (FL)	4/0	2017
	Hawkins, Josh	CB	East Carolina	5/0	2018
	Johnson, Anthony	RB	Notre Dame	71/20	1995-1999
	Johnson, Leonard	CB	Iowa State	10/0	2016
	Martin, Sherrod	S	Troy	59/36	2009-2012
	White, Melvin	CB	Louisiana-Lafayette	30/17	2013-2014
	Lucas, Ken	CB	Mississippi	60/59	2005-2008
	Wesley, Dante	CB	Arkansas-Pine Bluff	91/2	2002-2005;
24	Abraham, Clifton	CB	Florida State	1/0	1997
	Bradberry, James	CB	Samford	60/60	2016-2019
	Brown, Andre	RB	North Carolina State	0/0	2010
	Haller, Alan	CB	Michigan State	2/0	1995
	Haynes, Alex	RB	Central Florida	10/0	2007
	Manning, Jr., Ricky	CB	UCLA	48/26	2003-2005
	Norman, Josh	CB	Coastal Carolina	53/38	2012-2015
25	Bates, Michael	WR/RB	Arizona	76/0	1996-2000; 2002
	Barner, Kenjon	RB	Oregon	12/0	2013; 2018
	Benwikere, Bené	CB	San Jose State	27/14	2014-2016
	Davis, Eric	CB	Jacksonville State	78/78	1996-2000
	Harris, Joey	RB	Purdue	4/0	2004
	Hudson, Marcus	S	North Carolina State	14/0	2010
	McCadams, Kevin	S	Virginia Tech	16/0	2006
	McDowell, Bubba	S	Miami (FL)	16/3	1995
	Parker, Ron	CB	Newberry College (SC)	3/0	2012
	Reid, Eric	S	Louisiana State	29/29	2018-2019
	Young, Lou	CB	Georgia Tech	6/0	2015-2016
	McDaniel, Emmanuel	CB	East Carolina	18/5	1996;2002
	Salley, Nate	S	Ohio State	24/0	2006-2008
26	Stanford, R.J.	CB	Utah	12/0	2010-2011
	Brewer, Dewell	RB	Oklahoma	0/0	1995
	Campbell, D.J.	S	California	5/4	2012
	Finnegan, Cortland	CB	Samford	5/0	2015
	Jackson, Donte	CB	Louisiana State	29/26	2018-2019
	Ogbonnaya, Chris	RB	Texas	5/0	2014
	Smith, Lamar	RB	Houston	11/11	2002
	Swift, Michael	CB	Austin Peay State	15/0	1998-1999
	Worley, Daryl	CB	West Virginia	31/25	2016-2017
	Foster, DeShaun	RB	UCLA	63/40	2002-2007
	McDaniel, Emmanuel	CB	East Carolina	18/5	1996;2002
27	Teal, Quinton	S	Coastal Carolina	44/4	2007-2009
	Butler, Darius	CB	Connecticut	13/6	2011
	Byrum, Dion	CB	Ohio University	3/0	2006
	Grant, Deon	S	Tennessee	48/48	2001-2003
	Hawkins, Artrell	CB	Cincinnati	14/4	2004
	McCree, Marlon	S	Kentucky	16/15	2005
	Mikell, Quintin	S	Boise State	14/12	2013
	Parker, Billy	S	William and Mary	0/0	2005
	Seymour, Kevon	CB	Southern California	16/2	2017-2018
	Wilson, C.J.	S/CB	Baylor	23/0	2007-2010

ALL-TIME NUMERICAL ROSTER

	Davis, Mike	RB	South Carolina	5/0	2019
	Lofton, Steve	CB	Texas A&M	36/12	1995-96, 1998-99
	Pieri, Damon	S	San Diego State	32/1	1995-1997
	Poole, Tauren	RB	Tennessee	1/0	2012; 2014
28	McClain, Robert	CB	Connecticut	30/8	2010; 2015-2016
	Branch, Colin	S	Stanford	48/19	2003-2006
	Fair, Terry	CB	Tennessee	3/0	2002
	Gaulden, Rashaan	S	Tennessee	24/0	2018-2019
	Harper, Deveron	CB	Notre Dame	24/1	2000-2001
	Mullen, Roderick	DB	Grambling State	15/0	1999
	Smith, Tony	RB	Southern Miss	0/0	1995
	Stewart, Jonathan	RB	Oregon	131/64	2008-2017
	Davis, Mike	RB	South Carolina	5/0	2019
29	Teal, Quinton	S	Coastal Carolina	44/4	2007-2009
	Adams, Mike	S	Delaware	32/32	2017-2018
	Dendy, Patrick	CB	Rice	7/1	2007
	Florence, Drayton	CB	Tuskegee	14/5	2013
	Green, Ray	S	South Carolina	16/0	2000
	Hardy, Jermaine	S	Virginia	3/0	2005
	Marlowe, Dean	S	James Madison	5/0	2015-2016
	Newton, Cam L.	S	Furman	0/0	2006
	Pugh, Jordan	S	Texas A&M	27/3	2010-2011
	Lofton, Steve	CB	Texas A&M	36/12	1995-96, 1998-99
	Wesley, Dante	CB	Arkansas-Pine Bluff	91/2	2002-2005;
30	Pieri, Damon	S	San Diego State	32/1	1995-1997
	Dixon, Travell	S	Washington	1/0	2016
	Godfrey, Charles	S/CB	Iowa	82/75	2008-2014
	Griffith, Howard	FB	Illinois	31/21	1995-1996
	Hood, Elijah	RB	North Carolina	0/0	2018
	Jamerson, Natrell	CB	Wisconsin	5/0	2019
31	Minter, Mike	S	Nebraska	148/141	1997-2006
	Booth, Tony	DB	James Madison	0/0	1999-2000
	Byrd, Jairus	S	Oregon	12/0	2017
	Dockery, James	CB	Oregon State	19/2	2012-2014
	Doss, Lorenzo	CB	Tulane	2/0	2018
	Hampton, William	CB	Murray State	9/0	2003-2004
	Marshall, Richard	CB	Fresno State	80/46	2006-2010
	Sanchez, Zack	CB	Oklahoma	5/1	2016
	Thomas, Blair	RB	Penn State	7/0	1995
	Tillman, Charles	CB	Louisiana-Lafayette	12/12	2015
32	Smith, Rod	CB	Notre Dame	46/10	1995-1998
	Reed, Michael	CB	Boston College	3/0	1995-1996
	Lane, Fred	RB	Lane College	42/23	1997-1999
	Luke, Cole	CB	Notre Dame	8/0	2017-19
	Smart, Rod	RB	Western Kentucky	47/0	2002-2005
	Turner, Nate	FB	Nebraska	2/0	1995
	Vaughan, Josh	RB	Richmond	10/0	2010-2011
	Wegher, Brandon	RB	Morningside College	1/0	2015
	Philyaw, Dino	RB	Oregon	10/0	1995-1996
33	Shelton, Eric	RB	Louisville	9/0	2005-2006
	Bashir, Idrees	S	Memphis	11/0	2005
	Boston, Tre	S	North Carolina	58/32	2014-2016; 2019
	By'not'e, Butler	CB	Ohio State	7/0	1995
	Evans, Doug	CB	Louisiana Tech	57/55	1998-2001
	Goodson, Mike	RB	Texas A&M	28/3	2009-2011
	Hoard, Leroy	RB	Michigan	3/0	1996
	Montgomery, Joe	RB	Ohio State	3/0	2002
	Moore, Casey	FB	Stanford	0/0	2003
	Salley, Nate	S	Ohio State	24/0	2006-2008
34	Poole, Tauren	RB	Tennessee	1/0	2012; 2014
	Artis-Payne, Cameron	RB	Auburn	32/3	2015-2018
	Dulaney, Mike	FB	North Carolina	8/0	1998
	Huntley, Richard	RB	Winston-Salem State	14/9	2001
	Jackson, Eddie	CB	Arkansas	10/0	2004
	Williams, DeAngelo	RB	Memphis	117/82	2006-2014
	Workman, Vince	RB	Ohio State	9/0	1995
	Philyaw, Dino	RB	Oregon	10/0	1995-1996
	Howard, Reggie	CB	Memphis State	47/29	2000-2003; 2006

ALL-TIME NUMERICAL ROSTER

35	Cooper, Deke	S	Notre Dame	26/15	2002; 2007
	Elder, Corn	CB	Miami (FL)	14/0	2017-2019
	Morton, Christian	CB	Illinois	7/2	2006
	Sutter, Ryan	S	Colorado	1/0	1998
	Tolbert, Mike	FB	Coastal Carolina	72/29	2012-2016
	Whitley, James	S	Michigan	0/0	2004
	Stanford, R.J.	CB	Utah	12/0	2010-2011
	Shelton, Eric	RB	Louisville	9/0	2005-2006
36	Ball, Marcus	CB	Memphis	1/0	2016
	Bennett, Brandon	RB	South Carolina	8/0	2004
	Cox, Demetrious	S	Michigan State	4/0	2017
	Franklin, Brad	CB	Louisiana-Lafayette	0/0	2002
	Green, TJ	S	Clemson	1/0	2019
	Hines, Jermale	S	Ohio State	5/0	2011
	Manuel, Marquand	S	Florida	16/2	2007
	Reaves, Darrin	RB	Alabama-Birmingham	6/1	2014
	Smith, Armond	RB	Union College (KY)	9/0	2012-2013
	Veland, Tony	S	Nebraska	15/5	1998
	Williams, Shaun	S	UCLA	12/12	2006
	McClain, Robert	CB	Connecticut	30/8	2010; 2015-2016
37	Bydom, Carrington	CB	Texas	3/0	2014
	Considine, Sean	S	Iowa	4/0	2011
	Cota, Chad	S	Oregon	48/18	1995-1997
	Goings, Nick	FB	Pittsburgh	105/13	2001-2008
	Hitchcock, Jimmy	CB	North Carolina	32/9	2000-2001
	Nelson, Jonathan	S	Oklahoma	2/1	2011
	Southward, Dezmen	S	Wisconsin	1/0	2017
	Wheeler, Leonard	CB	Troy State	16/0	1998-1999
38	Cadet, Travaris	RB	Appalachian State	1/0	2018
	Farley, Scott	S	Williams (MA)	0/0	2005
	Jackson, Rashawn	FB	Virginia	2/1	2010
	Lester, Robert	S	Alabama	13/4	2013-2014
	Poole, Tyrone	CB	Fort Valley State	47/44	1995-1997
	Scurlock, Mike	S	Arizona	14/0	1999
	Wilds, Garnell	CB	Virginia Tech	3/0	2005
39	Bonnafon, Reggie	RB	Louisville	16/0	2019
	Lewis, Keith	S	Oregon	0/0	2009
	Maxie, Brett	S	Texas Southern	29/29	1995-1996
	Richardson, Damien	S	Arizona State	77/10	1998-2004
	Zordich, Michael	FB	Penn State	0/0	2013
40	Armah, Alex	FB	West Georgia	41/3	2017-2019
	Cooper, Jarrod	S	Kansas State	40/0	2001-2004
	Floyd, William	FB	Florida State	42/37	1998-2000
	Ness, Nate	CB	Arizona	0/0	2012
	Russell, Anderson	S	Ohio State	3/0	2012
	Terrell, Pat	S	Notre Dame	48/34	1995-1997
41	Cook, Toi	CB	Stanford	31/2	1996-1997
	DeLoatch, Curtis	CB	North Carolina A&T	6/0	2007
	Harper, Roman	S	Alabama	32/32	2014-2015
	Munnerlyn, Captain	CB	South Carolina	107/55	2009-2013,
	Robinson, Eugene	S	Colgate	16/16	2000
42	Fiammetta, Tony	FB	Syracuse	24/11	2009-2010
	Hicks, Skip	RB	UCLA	0/0	2002
	Jones, Colin	S	Texas Christian	114/14	2012-2019
	Tillman, Travares	S	Georgia Tech	13/1	2003-2004
	Howard, Reggie	CB	Memphis State	47/29	2000-2003; 2006
43	Bolden, Juran	CB	Mississippi Delta	6/0	1998
	Greene, Scott	FB	Michigan State	24/14	1996-1997
	Harris, Chris	S	Louisiana-Monroe	44/44	2007-2009
	Kunaszyk, Jordan	LB	California	9/0	2019
	Nakamura, Haruki	S	Cincinnati	13/13	2012
	Whittaker, Fozzy	RB	Texas	53/2	2014-2018
44	Christian, Bob	FB	Northwestern	14/12	1995-1996
	Gray, Derwin	S	Brigham Young	3/0	1998
	Hetherington, Chris	FB	Yale	46/6	1999-2001
	Jansen, J.J.	LS	Notre Dame	176/0	2009-2019
45	Felton, Jerome	FB	Furman	9/1	2011
	Hoover, Brad	RB/FB	Western Carolina	152/93	2000-2009

ALL-TIME NUMERICAL ROSTER

	Parms, Damian	S	Florida Atlantic	0/0	2018-2019
	Reed, Michael	CB	Boston College	3/0	1995-1996
46	Alexander, Brent	S	Tennessee State	32/32	1998-1999
	Anderson, Rashard	CB	Jackson State	27/9	2000-2001
	Barber, Kantroy	RB	West Virginia	0/0	1997
	Smith, Kelvin	LB	Syracuse	3/0	2009
47	Battaglia, Marco	TE	Rutgers	2/0	2003
	Brockel, Richie	TE/FB	Boise State	49/2	2011-2015
	Cockrell, Ross	CB	Duke	14/11	2018-2019
	Johnson, Devon	FB	Marshall	0/0	2016
	Senters, Mike	CB	Northwestern	0/0	1995
	Davis, Thomas	S/LB	Georgia	164/146	2005-2018
	King, Jeff	TE	Virginia Tech	76/62	2006-2010
48	Aiken, Danny	LS	Virginia	0/0	2015
	Davis, Stephen	RB	Auburn	29/27	2003-2005
	Jackson, Steven	RB	Clemson	0/0	2006
49	Cramer, Casey	FB	Dartmouth	7/1	2004-2005
	Draper, Shawn	TE	Alabama	0/0	2002
	Gavadza, Jason	TE	Kent State	0/0	2000
	Broughton, Luther	TE	Furman	31/4	1997-1998; 2001
50	Anderson, James	LB	Virginia Tech	94/53	2006-2012
	Bickett, Duane	LB	Southern California	16/0	1996
	Fontaine, Jamal	LB	Washington	0/0	1995
	Jackson, Brad	LB	Cincinnati	11/0	2002
	Miller, Christian	DE	Alabama	7/0	2019
	Slade, Chris	DE	Virginia	15/0	2001
	Tatum, Kinnon	LB	Notre Dame	31/0	1997-1998
	Ciurciu, Vinny	LB	Boston College	49/5	2003-2006
51	Mills, Sam	LB	Montclair State	48/48	1995-1997
52	Allen, Brian	LB	Florida State	44/9	2002-2004
	Beason, Jon	LB	Miami	72/71	2007-2013
	Brady, Jeff	LB	Kentucky	16/16	1999
	Draft, Chris	LB	Stanford	32/19	2005-2006
	Elliott, Matt	G	Michigan	47/32	1995-1997
	Norris, Jared	LB	Utah	28/0	2016-2018
	Reddick, Kevin	LB	North Carolina	3/0	2014
	Smith, D.J.	LB	Appalachian State	1/0	2014
	Wilson, Ramik	LB	Georgia	0/0	2019
	Minor, Kory	LB	Notre Dame	30/2	1999-2002
53	Burns, Brian	DE	Florida State	16/5	2019
	Butcher, Paul	LB	Wayne State	16/0	1995
	Diggs, Na'il	LB	Ohio State	61/46	2006-2009
	Favors, Greg	LB	Mississippi State	16/12	2003
	Jacobs, Ben	LB	Fresno State	68/0	2013-2015;
	Jensen, Jerry	LB	Washington	10/0	1998-1999
	Navies, Hannibal	LB	Colorado	39/15	1999-2002
	Phillips, Jason	LB	Texas Christian	20/2	2011-2012
	Short, Brandon	LB	Penn State	32/17	2004-2005
	Williams, Jamar	LB	Arizona State	3/0	2010
	Baker, Myron	LB	Louisiana Tech	18/0	1996-1997
54	Bailey, Carlton	LB	North Carolina	40/28	1995-1997
	Hemsley, Nate	LB	Syracuse	9/3	2001
	Ivy, Mortty	LB	West Virginia	0/0	2009
	Jones, Dontá	LB	Nebraska	16/0	1999
	Reid, Spencer	LB	Brigham Young	16/0	1998
	Thompson, Shaq	LB	Washington	70/61	2015-2019
	Williams, Jason	LB	Western Illinois	45/4	2010-2011; 2012;
	Witherspoon, Will	LB	Georgia	62/55	2002-2005
	Woodall, Lee	LB	West Chester	16/16	2000
	Ciurciu, Vinny	LB	Boston College	49/5	2003-2006
	Johnson, Landon	LB	Purdue	25/3	2008-2009
55	Faryniarz, Brett	LB	San Diego State	15/1	1995
	Gaskins, Percell	LB	Kansas State	12/0	1997
	Hogue, Doug	LB	Syracuse	9/0	2012
	Irvin, Bruce	DE	West Virginia	13/12	2019
	Mayo, David	LB	Texas State	59/4	2015-2018
	Miller, Horace	LB	Texas-El Paso	0/0	2014
	Morgan, Dan	LB	Miami	59/59	2001-2007

ALL-TIME NUMERICAL ROSTER

	Tovar, Steve	LB	Ohio State	16/6	1999
	Connor, Dan	LB	Penn State	47/19	2008-2011; 2013
	Curry, Donte	LB	Morris Brown	20/0	2007-2008
56	Barrow, Micheal	LB	Miami (FL)	48/48	1997-1999
	Carter, Jermaine	LB	Maryland	32/6	2018-2019
	Conner, Darion	LB	Jackson State	16/16	1995
	Culbertson, Quinton	LB	Mississippi State	5/0	2009
	Hodge, Abdul	LB	Iowa	5/0	2010
	Klein, A.J.	LB	Iowa State	60/23	2013-2016
	Kyle, Jason	LS	Arizona State	128/0	2001-2008
	Onatolu, Kenny	LB	Nebraska-Omaha	4/0	2012
	Paysinger, Spencer	LB	Oregon	3/0	2017
	Baker, Myron	LB	Louisiana Tech	18/0	1996-1997
	Smith, Kelvin	LB	Syracuse	3/0	2009
	Williams, Thomas	LB	Southern California	7/2	2010-2011
57	Cash, Jeremy	LB	Duke	9/0	2016-2017
	Davis, Rod	LB	Southern Mississippi	1/0	2006
	Gachkar, Andrew	LB	Missouri	6/0	2017
	Glanton, Adarius	LB	Florida Atlantic	10/2	2014
	Jamison, Brandon	LB	West Georgia	19/0	2006-2007
	Lathon, Lamar	LB	Houston	48/48	1995-1998
	Senn, Jordan	LB	Portland State	66/7	2009-2013
	Smith, Andre	LB	North Carolina	19/0	2018-2019
	Towns, Lester	LB	Washington	55/30	2000-2003
	Tufts, Sean	LB	Colorado	15/0	2004-2005
	Connor, Dan	LB	Penn State	47/19	2008-2011; 2013
58	Childress, O.J.	LB	Clemson	0/0	2000
	Fields, Mark	LB	Washington State	29/25	2002-2004
	Holmberg, Rob	LB	Penn State	1/0	2001
	Humphrey, Deon	LB	Florida State	3/0	2000
	Royal, Andre	LB	Alabama	44/13	1995-1997
	Davis, Thomas	S/LB	Georgia	164/146	2005-2018
59	Armstead, Jesse	LB	Miami (FL)	0/0	2004
	Caldwell, Mike	LB	Middle Tennessee State	9/0	2003
	Gaither, Omar	LB	Tennessee	10/4	2011
	Hambrick, Darren	LB	South Carolina	9/8	2001
	Harris, Nic	LB	Oklahoma	15/4	2010
	Hawkes, Michael	LB	Virginia Tech	3/0	2000-2001
	Hill, Travis	LB	Nebraska	3/0	1995
	Jones, Ernest	LB	Oregon	20/0	1998-1999
	Kuechly, Luke	LB	Boston College	118/118	2012-2019
	Seward, Adam	LB	UNLV	40/2	2005-2008
	Simmons, Terrance	DT	Alabama State	2/0	2002
	Yeboah-Kodie, Phil	LB	Penn State	0/0	1995
	Minor, Kory	LB	Notre Dame	30/2	1999-2002
	Johnson, Landon	LB	Purdue	25/3	2008-2009
60	Browning, Bryant	G	Ohio State	1/0	2011
	Greeley, Bucky	C	Penn State	6/0	1996-1998
	Matthews, Kevin	C	Texas A&M	0/0	2014
	Mitchell, Jeff	C	Florida	78/78	2001-2005
	Peterson, Andrew	G	Washington	4/2	1995
	Shiver, Clay	G	Florida State	0/0	1999
	Williams, Daryl	T	Oklahoma	56/41	2015-2019
	Wilson, Gillis	DE	Southern	5/0	2000-2001
	Irvin, Corvey	DT	Georgia	2/0	2009-2010
61	Gaydosh, Linden	DT	Calgary	0/0	2013
	Kadela, Dave	T	Virginia Tech	1/0	2004-2006
	Landri, Derek	DT	Notre Dame	16/16	2009-2010
	Paradis, Matt	C	Boise State	16/16	2019
	Pressley, DeMario	DT	North Carolina State	1/0	2011
	Redmon, Anthony	G	Auburn	25/19	1998-1999
	Yankey, David	G	Stanford	6/0	2016-2017
	Silatolu, Amini	G/T	Midwestern State	54/37	2012-15, 2017-18
	Love, Kyle	DT	Mississippi State	72/7	2014-15; 2016-19
	Velasco, Fernando	G/C	Georgia	23/8	2014-2015
62	Byers, Jeff	C/G	Southern California	22/7	2011-2013
	Hearn, Taylor	T	Clemson	4/0	2018
	Pinkney, Cleveland	DT	South Carolina	2/0	2004

ALL-TIME NUMERICAL ROSTER

	Stuber, Tim	G	Colorado State	0/0	2002
	Washington, TJ	T	Virginia Tech	0/0	2001
	Wendell, Ryan	C	Fresno State	1/0	2016
	Dennis, Mark	T	Illinois	28/17	1995-1996
63	Duckett, Damane	DT	East Carolina	2/0	2004
	Foucault, David	T	Montreal	5/1	2014-2015
	Hangartner, Geoff	C/G	Texas A&M	90/57	2005-2008;
	Kaskey, Matt	T	Dartmouth	0/0	2019
	Mahon, Brendan	G	Penn State	4/0	2018
	Morris, Chris	C	Michigan State	4/0	2010
	Nesbit, Jamar	C/G	South Carolina	53/45	1999-2002
	Rodenhauser, Mark	C	Illinois State	48/0	1995-1997
64	Chester, Larry	DT	Temple	11/5	2001
	Dexter, James	G	South Carolina	9/2	2000
	Ferrario, Bill	G	Wisconsin	0/0	2004
	Folkerts, Brian	C	Washburn	26/0	2013-2014
	Lacina, Corbin	G	Augustana	10/10	1998
	Lundblade, Brad	C	Oklahoma State	1/0	2019
	Peters, Scott	G	Arizona State	0/0	2006
	Petitti, Rob	T	Pittsburgh	5/0	2009, 2010
	Reed, Chris	OL	Minn. St.-Mankato	3/0	2019
	Rigsbee, Jordan	T	California	0/0	2016
	Whitley, Curtis	C	Clemson	27/24	1995-1996
	Williams, Zack	C/G	Washington State	1/0	2011-2012
65	Alecxi, Chas	DT	Pittsburgh	0/0	2016
	Daley, Dennis	OL	South Carolina	14/9	2019
	Donnalley, Kevin	G	North Carolina	38/38	2001-2003
	Garcia, Frank	G/C	Washington	91/84	1995-2000
	Tylski, Rich	G	Utah State	16/1	2004
	Williams, Garry	T/G	Kentucky	41/21	2009-2014
	Silatolu, Amini	G/T	Midwestern State	54/37	2012-15, 2017-18
	Kalil, Ryan	C	Southern California	148/145	2007-2017
	Bernadeau, Mackenzy	G	Bentley	47/20	2008-2011
66	Gordon, Dillon	OL	LSU	0/0	2019
	Gradkowski, Gino	C	Delaware	10/3	2016
	Montgomery, Will	G	Virginia Tech	6/4	2006
	Williams, Louis	G	Louisiana State	2/0	2001-2002
	Silatolu, Amini	G/T	Midwestern State	54/37	2012-15, 2017-18
	Taylor, Hilee	DE	North Carolina	16/0	2008-2010
	Campbell, Mathew	TE/T/G	South Carolina	69/58	1995-2000
67	Carstens, Jordan	DT	Iowa State	29/16	2004-2006
	Hayes, Brandon	T/G	Central State	7/0	1996
	Stoltenberg, Bryan	C/G	Colorado	38/18	1998-2000
	Kalil, Ryan	C	Southern California	148/145	2007-2017
68	Marrow, Mitch	DL	Pennsylvania	0/0	1998
	Neblett, Andre	DT	Temple	30/7	2010-2012
	Norwell, Andrew	G	Ohio State	55/54	2014-2017
	Vincent, Keydrick	G	Mississippi	30/30	2008-2009
	Wahle, Mike	G	Navy	45/45	2005-2007
69	Allen, Jared	DE	Idaho State	12/12	2015
	Green, Tyrone	G	Auburn	0/0	2015
	Gross, Jordan	T	Utah	167/167	2003-2013
	Larsen, Tyler	C	Utah State	55/18	2016-2019
	Miller, Les	DE	Fort Hays State	45/19	1996-1998
70	Farkas, Kevin	T	Appalachian State	0/0	1995
	Stewart, Todd	T	California	0/0	1997
	Terry, Chris	T	Georgia	57/57	1999-2002
	Turner, Trai	G	Louisiana State	84/80	2014-2019
	Wharton, Travelle	T/G	South Carolina	115/111	2004-2011; 2013
71	Austin, Thomas	G	Clemson	4/1	2012
	Davis, C.J.	G	Pittsburgh	7/0	2009-2010
	Kragen, Greg	NT	Utah State	48/46	1995-1997
	Kugbila, Edmund	G	Valdosta State	0/0	2013-2014
	Lucas, Al	DT	Troy State	20/0	2000-2001
	Mathis, Evan	G	Alabama	25/15	2005-2007
	Miley, Arthur	DE	Southern	0/0	2015
	Newhouse, Marshall	T	Texas Christian	11/2	2018
	Shirley, Jason	DT	Fresno State	4/0	2011

ALL-TIME NUMERICAL ROSTER

	Smith, Fernando	DE	Jackson State	0/0	2002
	Terry, Rick	DT/DE	North Carolina	15/3	1998-1999
	Willig, Matt	T	Southern California	29/9	2003-2004
	France, Dan	T	Michigan State	0/0	2016-2017
72	Daniel, Robert	DE	Northwestern State (LA)	0/0	1999-2000
	Hughes, Kevin	T	Southeastern Louisiana	0/0	2014
	Moton, Taylor	T	Western Michigan	48/32	2017-2019
	Nelson, Bruce	C	Iowa	15/1	2003-2004
	Regis, Micanor	DT	Miami (FL)	0/0	2014
	Robinson, Duke	G	Oklahoma	0/0	2009-2010
	Scifres, Steve	G	Wyoming	1/0	1998
	Villa, Danny	LS	Arizona State	7/0	1998
	Bridges, Jeremy	T/G	Southern Mississippi	43/28	2006-2008; 2012
	Fua, Sione	DT/G	Stanford	27/12	2011-2013
73	Campbell, Bruce	T	Maryland	5/0	2012-2013
	Newton, Nate	G	Florida A&M	7/0	1999
	Oher, Michael	T	Mississippi	19/19	2015-2016
	Tuten, Melvin	T	Syracuse	32/8	2000-2003
	Van Roten, Greg	G/C	Penn	37/27	2017-2019
	Wilson, Jamie	T	Marshall	0/0	1997
	Bernadeau, Mackenzy	G	Bentley	47/20	2008-2011
	Bridges, Jeremy	T/G	Southern Mississippi	43/28	2006-2008; 2012
74	Bond, Travis	T	North Carolina	2/0	2013
	Clark, Chris	OL	Southern Mississippi	15/13	2018
	Dingle, Antonio	DT	Virginia	3/0	1999-2000
	Fletcher, Derrick	G	Baylor	5/0	2002
	Graham, Derrick	T	Appalachian State	11/7	1995
	Janus, Paul	C	Northwestern	5/1	1998
	Ledford, Dwayne	G	East Carolina	0/0	2001
	Little, Greg	T	Mississippi	4/3	2019
	McClover, Stanley	DE	Auburn	13/0	2006-2007
	Pollak, Mike	G	Arizona State	1/0	2012
	Remmers, Mike	T	Oregon State	37/37	2014-2016
	Schwartz, Geoff	T/G	Oregon	32/19	2009-2011
	Theus, John	T	Georgia	0/0	2017
75	Dennis, Mark	T	Illinois	28/17	1995-1996
	Green, Brandon	OL	Alabama	0/0	2019
	Hartwig, Justin	C	Kansas	17/16	2006-2007
	Hicks, Hayworth	G	Iowa State	0/0	2012
	Jones, Clarence	T	Maryland	27/27	1999-2000
	Kalil, Matt	T	Southern California	16/16	2017-2018
	Siglar, Ricky	T	San Jose State	1/0	1998
	Skrepenak, Greg	G	Michigan	32/32	1996-1997
	Steussie, Todd	T	California	48/48	2001-2003
	Thomas, Hollis	DT	Northern Illinois	13/13	2009
	Vaeao, Destiny	Dt	Washington State	0/0	2019
	Webster, Larry	DE	Bloomsburg	1/0	2016
	Ziemba, Lee	T	Auburn	6/0	2011-2012
	Velasco, Fernando	G/C	Georgia	23/8	2014-2015
	Scott, Chris	G	Tennessee	43/12	2013-2016
76	Batiste, D'Anthony	G	Louisiana-Lafayette	0/0	2006
	Childs, Jason	T	North Dakota	0/0	1995
	Davidds-Garrido, Norberto	G	Southern California	59/39	1996-1999
	Grigsby, Otis	DE	Kentucky	4/0	2007
	Hardy, Greg	DE	Mississippi	63/40	2010-2014
	Jordan, Leander	G	Indiana (PA)	13/5	2001-2002
	McGhin, Garrett	T	East Carolina	2/0	2019
	Omiyale, Frank	T	Tennessee Tech	10/1	2007-2008
	Reyes, Tutan	T/G	Mississippi	30/28	2002-2005
	Witzmann, Bryan	T	South Dakota State	2/0	2019
77	Bell, Byron	T	New Mexico	62/56	2011-2014
	Harris, Ra'Shon	DT	Oregon	2/0	2009
	Jenkins, Kris	DT	Maryland	85/79	2001-2007
	Moore, Zach	DE	Concordia-St. Paul	0/0	2017
	O'Brien, Kitt	T	Ball State	0/0	2019
	Robinson, Corey	T	South Carolina	2/0	2018
	Love, Kyle	DT	Mississippi State	72/7	2014-15; 2016-19
78	Benenoch, Caleb	T	UCLA	0/0	2019

ALL-TIME NUMERICAL ROSTER

	Brockermeyer, Blake	T	Texas	58/55	1995-1998
	Burton, Antwon	DT	Temple	2/0	2009
	Chandler, Nate	DT/T/G	UCLA	37/19	2012-2015
	Duckworth, Tim	G	Auburn	5/0	2010
	Fordham, Todd	T	Florida State	47/8	2004-2006
	Hamilton, Woodrow	DT	Mississippi	0/0	2019
	Hawkins, Donald	T	Texas	7/0	2016
	James, Jenó	T/G	Auburn	55/28	2000-2003
	Martin, Emerson	G	Hampton (VA)	2/1	1995
	Nwagbuo, Ogemdi	DT	Michigan State	4/1	2011
	Wells, Reggie	T	Clarion (PA)	5/0	2011
	France, Dan	T	Michigan State	0/0	2016-2017
	Hayden, Nick	DT	Wisconsin	26/13	2008-2010
79	Bohlinger, Rob	T	Wyoming	13/1	1998
	Brzezinski, Doug	G	Boston College	9/8	2003-2004
	Butler, Rashad	T	Miami (FL)	0/0	2006
	Iddings, Drew	DT	South Dakota	0/0	2017
	Love, Sean	G	Penn State	11/1	1995
	Maumau, Viliani	DT	Colorado	1/0	1999
	Otah, Jeff	T	Pittsburgh	29/29	2008-2011
	Scott, Chris	G	Tennessee	43/12	2013-2016
80	Baker, Eugene	WR	Kent State	4/0	2003-2004
	Heinrich, Keith	TE	Sam Houston State	4/0	2002
	Jarrett, Wayne	WR	Southern California	32/3	2007-2010
	Shockey, Jeremy	TE	Miami (FL)	15/13	2011
	Simonson, Scott	TE	Assumption	14/1	2015-2017
	Stone, Dwight	WR	Middle Tennessee State	64/0	1995-1998
	Thomas, Devin	WR	Michigan State	1/0	2010
	Thomas, Ian	TE	Indiana	32/9	2018-2019
	Turner, Jim	WR	Syracuse	0/0	1998-2001
	Broughton, Luther	TE	Furman	31/4	1997-1998; 2001
81	Avant, Jason	WR	Michigan	11/0	2014
	Bright, Anthony	WR	Valencia CC	1/0	2002
	Ismail, Raghib	WR	Notre Dame	42/22	1996-1998
	Jones, Reggie	WR	Louisiana State	1/0	1995
	Moore, Kenny	WR	Wake Forest	12/1	2008-2009
	Norwood, Kevin	WR	Alabama	1/0	2015
	Pilares, Kealoha	WR	Hawaii	20/0	2011-2013
	Proehl, Ricky	WR	Wake Forest	48/5	2003-2005
	Hayes, Donald	WR	Wisconsin	51/31	1998-2001
82	Barnidge, Gary	TE	Louisville	63/11	2008-2012
	Beebe, Don	WR	Chadron State	14/1	1995
	Byrd, Isaac	WR	Kansas	43/12	2000-2002
	Cotchery, Jericho	WR	North Carolina State	29/16	2014-2015
	Manhertz, Chris	TE	Canisius	51/14	2016-2019
	Metcalf, Eric	WR	Texas	16/1	1999
	Seidman, Mike	TE	UCLA	43/15	2003-2006
	Bates, Michael	WR/RB	Arizona	76/0	1996-2000; 2002
83	Carrier, Mark	WR	Nicholls State	57/36	1995-1998
	Colbert, Keary	WR	Southern California	55/42	2004-2007
	Jeffers, Patrick	WR	Virginia	24/10	1999-2001
	Martin, Charly	WR	West Texas A&M	8/0	2009-2010
	Murphy, Louis	WR	Florida	16/5	2012
	Young, Walter	WR	Illinois	7/0	2003
	Black, Nathan	WR	Northwestern State (LA)	5/0	2002
	Black, Nathan	WR	Northwestern State (LA)	5/0	2002
84	Burke, Paul	TE	Idaho	0/0	1996
	Crawford, Casey	TE	Virginia	11/1	2000-2001
	Dickson, Ed	TE	Oregon	64/41	2014-2017
	Gaines, Michael	TE	Central Florida	42/21	2004-2006
	Guliford, Eric	WR	Arizona State	14/9	1995
	Hartsock, Ben	TE	Ohio State	43/9	2011-2013
	Jones, Mark	WR	Tennessee	16/0	2008
	Wiggins, Jermaine	TE	Georgia	27/12	2002-2003
	Wiggins, Brian	WR	Texas Southern	0/0	1995
	Broughton, Luther	TE	Furman	31/4	1997-1998; 2001
	Carruth, Rae	WR	Colorado	22/20	1997-1999
85	Baugh, Marcus	TE	Ohio State	0/0	2019

ALL-TIME NUMERICAL ROSTER

	Broussard, Jamall	WR	San Jose State	8/0	2004
	Dyson, Kevin	WR	Utah	1/0	2003
	Samp, Chris	WR	Winona State	0/0	2006
	Tillman, Lawyer	TE	Auburn	5/0	1995
86	Walls, Wesley	TE	Mississippi	98/96	1996-2002
	Adams, Darwin	WR	Auburn	2/0	2011
	Byrd, LaRon	WR	Miami (FL)	0/0	2016
	Fauria, Christian	TE	Colorado	15/4	2007
	Green, Willie	WR	Mississippi	31/17	1995-1996
	Mangum, Kris	TE	Mississippi	126/61	1997-2006
	Williams, Brandon	TE	Oregon	25/0	2013-2015
87	Clowney, David	WR	Virginia Tech	10/0	2010
	Gardner, Rod	WR	Clemson	11/0	2005
	Hill, Stephen	WR	Georgia Tech	0/0	2015
	Hixon, Domenik	WR	Akron	15/0	2013
	Muhammad, Muhsin	WR	Michigan State	155/141	1996-2004,
	King, Jeff	TE	Virginia Tech	76/62	2006-2010
	Campbell, Mathew	TE/T/G	South Carolina	69/58	1995-2000
88	Kinchen, Brian	TE	Louisiana State	32/0	1999-2000
	Metzelaars, Pete	TE	Wabash	14/14	1995
	Olsen, Greg	TE	Miami (FL)	133/123	2011-2019
	Rosario, Dante	TE	Oregon	62/22	2007-2010
	Hankton, Karl	WR	Trinity College (IL)	104/1	2000-2006
	Hayes, Donald	WR	Wisconsin	51/31	1998-2001
	Rasby, Walter	TE	Wake Forest	39/5	1995-1997
89	Ellis, Elbert	WR	Pittsburgh	0/0	1995
	Millis, Ernie	WR	Florida	10/5	1997
	Smith, Steve	WR	Utah	182/161	2001-2013
	Tucker, Syii	TE	Miami	0/0	1996
	Uwaezuoke, Iheanyi	WR	California	11/2	2000
	Burks, Dialleo	WR	Eastern Kentucky	1/0	1999-2000
	Carruth, Rae	WR	Colorado	22/20	1997-1999
	Rasby, Walter	TE	Wake Forest	39/5	1995-1997
90	Alexander, Frank	DE	Oklahoma	29/6	2012-2015
	Peppers, Julius	DE	North Carolina	138/125	2002-2009,
	Phillion, Ed	NT	Ferris State	0/0	1996
	Posey, Jeff	LB	Southern Mississippi	4/0	2001
	Selvie, George	DE	South Florida	4/0	2011
	Soliai, Paul	DT	Utah	10/1	2016
	Zgonina, Jeff	NT	Purdue	2/0	1995
	Morabito, Tim	DT	Boston College	48/37	1997-2000
91	Brown, Everette	DE	Florida State	28/3	2009-2010
	Cole, Colin	DT	Iowa	33/23	2013-2015
	Cox, Jr., Bryan	DE	Florida	19/0	2017-2019
	Delaire, Ryan	DE	Towson	15/0	2015-2016
	Fields, Ronald	DT	Mississippi State	6/0	2011
	Gibson, Gary	DT	Rutgers	12/0	2007-2008
	Greene, Kevin	LB	Auburn	47/47	1996,1998-1999
	Jordan, Omari	DT	Buffalo	5/0	2004
	Killings, Cedric	DT	Carson-Newman	4/0	2001
	McGee, Stacy	DE	Oklahoma	4/0	2019
	Milem, John	DE	Lenoir-Rhyne	2/0	2001
	Smith, Chuck	DE	Tennessee	2/2	2000
	Taves, Josh	DE	Northeastern	5/0	2002
	Teeter, Mike	DT	Michigan	0/0	1995
	Wilson, Kion	LB	South Florida	5/0	2011
92	Butler, Vernon	DT	Louisiana Tech	52/5	2016-2019
	Colston, Tim	DT	Kansas State	2/0	1996
	Edwards, Dwan	DT	Oregon State	53/17	2012-2015
	Fatafeh, Mario	DT	Kansas State	6/0	2002
	Haye, Jovan	DE	Vanderbilt	2/0	2005
	Lewis, Damione	DT	Miami (FL)	62/36	2006-2009
	Norwood, Eric	DE	South Carolina	28/0	2010-2011
	Pittman, Kavika	DE	McNeese State	2/0	2003-2004
	Price, Shawn	DE	Pacific	16/0	1995
	Raybon, Israel	DE	North Alabama	9/0	1997
	White, Reggie	DE	Tennessee	16/16	2000
	Wilson, Gillis	DE	Southern	5/0	2000-2001

ALL-TIME NUMERICAL ROSTER

	Saleh, Tarek	LB	Wisconsin	14/1	1997-1998
93	Applewhite, Antwan	DE	San Diego State	17/4	2011-2012
	Blackburn, Chase	LB	Akron	19/9	2013-2014
	Edwards, Lavar	DE	Louisiana State	5/0	2016
	Fox, Mike	DE	West Virginia	54/43	1995-1998
	McCoy, Gerald	DT	Oklahoma	16/16	2019
	Rucker, Mike	DE	Nebraska	139/106	1999-2007
	Tyler, Tank	DT	North Carolina State	6/0	2009
	Walker, Darwin	DT	Tennessee	10/2	2008
	Irvin, Corvey	DT	Georgia	2/0	2009-2010
	Love, Kyle	DT	Mississippi State	72/7	2014-15; 2016-19
94	Ealy, Kony	DE	Missouri	47/15	2014-2016
	Gilbert, Sean	DE/DT	Pittsburgh	64/56	1998-2002
	Hall, Daeshon	DE	Texas A&M	1/0	2017
	Leonard, Louis	DT	Fresno State	4/1	2009-2010
	Moorehead, Kindal	DT	Alabama	75/13	2003-2007
	Obada, Efe	DE	none	26/0	2018-2019
	Williams, Thomas	LB	Southern California	7/2	2010-2011
	Fua, Sione	DT/G	Stanford	27/12	2011-2013
	Saleh, Tarek	LB	Wisconsin	14/1	1997-1998
95	Johnson, Charles	DE	Georgia	143/114	2007-2017
	Lloyd, Greg	LB	Fort Valley State	16/14	1998
	Poe, Dontari	DT	Memphis	27/26	2018-2019
	Thomas, Mark	DE	North Carolina State	22/0	1995-1996
	Wells, Dean	LB	Kentucky	45/27	1999-2001
	Morabito, Tim	DT	Boston College	48/37	1997-2000
96	Brayton, Tyler	DE	Colorado	46/45	2008-2010
	Edwards, Antonio	DE	Valdosta State	14/7	1999
	Edwards, Ron	DT	Texas A&M	11/11	2011-2012
	Horton, Wes	DE	Southern California	83/38	2013-2018; 2019
	King, Sean	DE	NE Louisiana	39/2	1995-1998
	Wallace, Al	DE	Maryland	80/10	2002-2006
	Williams, Jay	DE	Wake Forest	32/27	2000-2001
	Curry, Donte	LB	Morris Brown	20/0	2007-2008
97	Addison, Mario	DE	Troy	111/51	2012-2019
	Brown, Tony	DT	Memphis	1/0	2006
	Fields, Jeff	DT	Arkansas State	2/0	1995
	Jeter, Tommy	DE	Texas	1/0	1996
	McClain, Terrell	DT	South Florida	12/12	2011
	Peter, Jason	DE	Nebraska	38/20	1998-2001
	Rasmussen, Kemp	DE	Indiana	50/0	2002-2005
	Shaw, Tim	LB	Penn State	14/0	2007
	Turnbull, Renaldo	LB	West Virginia	16/2	1997
	Taylor, Hilee	DE	North Carolina	16/0	2008-2010
98	Burton, Shane	DT	Tennessee	32/8	2002-2003
	Ellison, Atiyah	DT	Missouri	0/0	2005
	Haynes, Marquis	DE	Mississippi	15/0	2018-2019
	Keiser, Thomas	DE	Stanford	12/0	2011-2012
	Lotulelei, Star	DT	Utah	76/75	2013-2017
	Parker, J'Vonne	DT	Rutgers	1/0	2008
	Sasa, Don	DE	Washington State	2/0	1997-1998
	Swann, Eric	DT	none	16/3	2000
	Tuaolo, Esera	DT	Oregon State	12/0	1999
	Williams, Gerald	DE	Auburn	37/35	1995-1997
	Hayden, Nick	DT	Wisconsin	26/13	2008-2010
99	Buckner, Brentson	DT	Clemson	71/65	2001-2005
	Johnson, Ed	DT	Penn State	12/6	2010
	Kearse, Frank	DT	Alabama A&M	14/8	2011-2012
	Kemoeatu, Maake	DT	Utah	46/40	2006-2009
	McKinley, Alvin	DT	Mississippi State	7/0	2000-2001
	Nunley, Jeremy	DE	Alabama	0/0	1995
	Seals, Ray	DE	none	14/7	1997
	Short, Kawann	DT	Purdue	96/73	2013-2019
	Wiley, Chuck	DE	Louisiana State	16/16	1998-1999

For inclusion, a player must be on the active 53-man roster for a minimum of one game or on IR for a minimum of six games

ALL-TIME PRACTICE SQUAD ROSTER

	POS	SCHOOL	YEARS
A			
Adams, Darvin	WR	Auburn	2011
Alecxi, Chas	DT	Pittsburgh	2015
Alexander, Lorenzo	LB	California	2005
Alford, Dominic	G	Minnesota	2012
Allen, Kyle	QB	Houston	2018
Allen, Roger	G	Missouri Western State	2011
Aguayo, Roberto	QB	Florida State	2017
Armah, Alex	FB	West Georgia	2017
Arp, Donovan	DT	Louisville	2002
Askew, Nate	TE	Texas A&M	2015
Austin, Thomas	C	Clemson	2012
Ayi, Kole	LB	Massachusetts	2003
B			
Baker, Donnell	WR	Southern	1996
Ball, Lavar	TE	California State-Los Angeles	1995
Basanez, Brett	QB	Northwestern	2006, 2008
Baylis, Evan	TE	Oregon	2017
Bender, Jacob	T	Nicholls State	2010
Berger, Joe	C	Michigan Tech	2005
Bergeron, David	LB	Stanford	2005
Bersin, Brenton	WR	Wofford College	2013
Best, Dan	T	Western Carolina	1999, 2000
Biddle, Taye	WR	Mississippi	2006
Bigger, Zeek	DE	East Carolina	2017
Birmingham, Decori	RB	Arkansas	2007, 2008, 2009
Black, Nathan	WR	Northwestern State	2002
Blackman, Jon	T	Purdue	2000
Blanchard, Matt	QB	Wisconsin-Whitewater	2013
Blanding, Quin	S	Virginia	2019
Blechen, Brian	S	Utah	2015, 2016
Bonnafoe, Reggie	RB	Louisville	2018
Bright, Anthony	WR	Valencia CC	2001, 2002
Brinkley, Casper	DE	South Carolina	2008
Brown, Richie	LB	Mississippi State	2017
Brown, Tony	DT	Memphis State	2003
Browning, Bryant	G	Ohio State	2011, 2012
Bryant, Lamont	WR	Morgan State	2012
Buchanon, William	WR	Southern California	2008
Burke, Paul	TE	Idaho	1995
Burks, Dialleo	WR	Eastern Kentucky	1999
Burney, Kendric	CB	North Carolina	2011, 2012
Burns, Antoine	WR	Minnesota	2004
Burton, Pierce	T	Mississippi	2015
Butker, Harrison	K	Georgia Tech	2017
Byers, Jeff	C	Southern California	2011
Byndom, Carrington	CB	Texas	2014, 2015
Byrd, Damiere	WR	South Carolina	2015, 2016
C			
Canonico, Ed	S	Sacramento State	2004, 2007
Cantwell, Hunter	QB	Louisville	2009
Carr, William	DT	Michigan	1997
Carstens, Jordan	DT	Iowa State	2004
Carter, Jason	WR	Texas A&M	2007
Chachere, Andre	CB	San Jose State	2019
D			
Chandler, Jeff	K	Florida	2004
Chandler, Nate	T	UCLA	2012
Chery, Jason	WR	Louisiana-Lafayette	2009
Chisolm, Garrett	T	South Carolina	2011
Chubb, Brandon	RB	Wake Forest	2018
Ciurciu, Vinny	LB	Boston College	2003
Clausell, Blaine	T	Mississippi State	2016, 2017
Clemons, Toney	WR	Colorado	2013

ALL-TIME PRACTICE SQUAD ROSTER

Colston, Tim	DT	Kansas State	1996
Cook, Connor	QB	Michigan State	2018
Cook, Rishard	G	UAB	2019
Cox Jr., Bryan	DE	Florida	2017; 2019
Cooper, Deke	S	Notre Dame	2002
Cox, Jr., Bryan	DE	Florida	2017
Cox, Jamal	LB	Georgia Tech	1995
Cox, Rakim	DE	Villanova	2015
Craig, Angelo	DE	Cincinnati	2008
Craig, Dameyune	QB	Auburn	1998
Cramer, Casey	FB	Dartmouth	2005
Crume, Eric	DT	Syracuse	2016, 2017
D			
Daniel, Darryl	WR	Syracuse	2000, 2001
Davis, C.J.	G	Pittsburgh	2010
Davis, Charles	TE	Purdue	2006
Davis, Tanard	CB	Miami	2007
De La Puente, Brian	C	California	2009
Deligianis, Harry	DT	Youngstown State	1999
Demaree, Chris	DE	Kentucky	2003
Dennis, Derek	G	Temple	2014
Denton, Robert	T	Michigan State	1996
Dillard, Phillip	LB	Nebraska	2011
Dismukes, Reese	C	Auburn	2015
Dixon, Travell	S	Washington	2016
Doggett, Derrick	LB	Oregon State	2010
Dominguez, Ray	G	Arkansas	2012
Dorley, Doug	C	Bowling Green State	2000
Dortch, Greg	WR	Wake Forest	2019
Doss, Lorenzo	CB	Tulane	2018
Dowling, Ras-i	CB	Virginia	2015
Draper, Shawn	T	Alabama	2002
Droege, Rob	T	Missouri	2006
Dubuc, Deitan	TE	Michigan	2003
Duckett, Damane	T	East Carolina	2004
Duke, Austin	WR	Charlotte	2017
Duhart, Tommie	DT	Valdosta State	2010
Duncan, Rashaad	T	Pittsburgh	2009
E			
Ellison, Atiyiah	DE	Missouri	2005
Emanuel, Ben	S	UCLA	2005
Evans, Maurice	DE	Penn State	2009
Evans, Willie	DE	Mississippi State	2007
F			
Farkas, Kevin	T	Appalachian State	1995
Farley, Scott	S	Williams College	2004
Feighery, Kevin	P	U.S. Merchant Marine Academy	1995
Fletcher, Derrick	G	Baylor	2001
Fields, Jeff	DT	Arkansas State	1995
Fields, Joe	S	Syracuse	2008
Fleming, Antonio	G	Georgia	1998
Folkerts, Brian	C	Washburn	2013
Foucault, David	T	Montreal	2015
Franklin, Brad	CB	Louisiana-Lafayette	2002
Franklin, Jerry	LB	Arkansas	2012
Frazier, Mose	WR	Memphis	2017, 2018
Freeman, Marcus	TE	Notre Dame	2007
Fry, Dustin	C	Clemson	2009
G			
Garrett, Keyarris	WR	Tulsa	2016, 2017
Gatson, Greg	CB	Arkansas	2013
Gerhart, Garth	C	Arizona State	2013
Ghee, Patrick	S	Wake Forest	2007
Gibson, Gary	DT	Rutgers	2007
Gilbert, Garrett	QB	Southern Methodist	2017

ALL-TIME PRACTICE SQUAD ROSTER

Gilmore, Greg	DT	LSU	2019
Glanton, Adarius	LB	Florida Atlantic	2014
Greeley, Bucky	C	Penn State	1996
Green, Jared	WR	Southern	2012
Green, Lamont	LB	Florida State	1999
Greene, Kevin	TE	Southern California	2014
Greene, Scott	FB	Michigan State	1996
Grigsby, Otis	DE	Kentucky	2006, 2007
Guy, Trent	WR	Louisville	2010
H			
Hannon, Chris	WR	Tennessee	2007
Hardy, Jermaine	S	Virginia	2005
Harris, Joey	RB	Purdue	2004
Harris, Sunny	DT	Oregon	2009
Hasselbeck, Tim	QB	Boston College	2002
Hatfield, Dominique	CB	Utah	2019
Hawkes, Michael	LB	Virginia Tech	2000, 2001
Hawkins, Josh	CB	East Carolina	2018
Hayden, Nick	DT	Wisconsin	2008
Haynes, Alex	RB	Central Florida	2005, 2006, 2007
Hearn, Taylor	G	Clemson	2018
Hemingway, Temarrick	TE	South Carolina State	2019
Henderson, Quadree	WR	Pittsburgh	2019
Henry, Marcus	WR	Kansas	2010
Hilbert, Jon	K	Louisville	2002
Hill, Efreem	WR	Samford	2005, 2006
Hill, Eric	CB	Colorado State	2006
Hilton, Isaac	DE	Hampton	2004
Hines, Jermale	S	Ohio State	2011
Hixson, Nick	CB	Hillsdale College	2012
Hodel, Nathan	LS	Illinois	2001
Hodges, Bucky	TE	Virginia Tech	2017
Holyfield, Elijah	RB	Georgia	2019
Hood, Kerry	WR	South Carolina	2000
Houghton, Mike	C	San Diego State	2003, 2004
Humphrey, Jay	G	Texas	2002
Hypolite, George	DT	Colorado	2009
I			
Irvin, Corvey	DT	Georgia	2010
Ivy, Mortty	LB	West Virginia	2009
J			
Jacobs, Ben	LB	Fresno State	2013
Jackson, Bijhon	DE	Arkansas	2019
Jackson, Dexter	WR	Appalachian State	2009
Jackson, Eddie	CB	Arkansas	2004
Jackson, Kenny	LB	Nevada	2002
Jackson, Rashawn	FB	Virginia	2010
Jackson, Steven	FB	Clemson	2006
Jackson, Waverly	T	Virginia Tech	1997
Janus, Paul	C	Northwestern	1998, 1999
Jasper, Mike	C	Bethel College	2013
Jeanpiere Jr., Damian	WR	Nicholls State	2019
Jefferson, D.C.	TE	Rutgers	2013
Johnson, Adam	LS	Buffalo State	2004
Johnson, Dorian	G	Pittsburgh	2017, 2018
Johnson, J.R.	LB	Syracuse	2003
Johnson, Jeremiah	RB	Oregon	2010
Johnson, Paris	LB	Miami (OH)	2001
Johnson, Rob	WR	Western Illinois	2002
Johnson, Robert	TE	Auburn	2006
Johnson, Tyron	WR	Oklahoma State	2019
Jones, Jamaal	WR	Montana	2017
Jones, Julian	S	Missouri	2002
Jones, Reggie	WR	Louisiana State	1995
Jordan, Omari	DT	Buffalo	2003

ALL-TIME PRACTICE SQUAD ROSTER

Joseph, Alex	LB	Temple	2010
Joseph, Greg	K	Florida Atlantic	2019
K			
Kadela, Dave	T	Virginia Tech	2006
Kane, Morgan	RB	Wake Forest	2001
Kaskey, Matt	T	Dartmouth	2019
Kearse, Frank	DT	Alabama A&M	2012
Keiser, Thomas	LB	Stanford	2011
Khayat, Bill	TE	Duke	1997
King, Tavarres	WR	Georgia	2014
Kush, Eric	G	California (PA)	2015
L			
Lafavor, Tron	DT	Florida	2004
Larsen, Tyler	C	Utah State	2016
Latsko, Billy	FB	Florida	2007, 2008
Layne, George	FB	Texas Christian	2003
Lester, Robert	S	Alabama	2013
Leverette, Otis	DE	UAB	2005
Lucas, Al	DT	Troy State	2000
Lucas, Marcus	TE	Missouri	2014
Luke, Cole	S	Notre Dame	2018, 2019
Lundblade, Brad	OL	Oklahoma State	2019
Lytle, Matthew	QB	Pittsburgh	1999
M			
Maddox, Nick	RB	Florida State	2004
Mangum, Kris	TE	Mississippi	1997
Martin, Charly	WR	West Texas A&M	2009
Martin, Emerson	G	Hampton	1995
Martinez, Adrian	G	Colorado State	2010
Marz, Tyler	T	Wisconsin	2019
Maumau, Viliami	DT	Colorado	1998
McCullough, Sultan	RB	Southern California	2004
McCullum, Justin	WR	Stanford	2006
McDermott, Shane	G	Miami	2015
McDonald, Andrew	T	Indiana	2013, 2014
McFadden, Kimario	S	South Carolina State	2014
McGhin, Garrett	T	East Carolina	2019
McIlwain, Kamaal	CB	Newberry College	2012
McMahan, Kevin	WR	Maine	2008
Miller, Ace	LB	UTEP	2014
Miller, Braxton	WR	Ohio State	2019
Minor, Kory	LB	Notre Dame	1999
Monteiro, Aaron	T	Boston College	2019
Montgomery, Joe	RB	Ohio State	2002
Moore, Devin	RB	Wyoming	2009
Moore, Eric	DE	Florida State	2009
Moore, Zach	DE	Concordia	2017
Morton, Christian	CB	Illinois	2006
Murphy, Shawn	G	Utah State	2010
N			
Nacua, Kai	S	BYU	2018
Nelson, Jonathan	S	Oklahoma	2011
Norton, Kendrick	DT	Miami (Fla.)	2018
Null, Keith	QB	West Texas A&M	2010
O			
O'Connor, Adam	T	William & Mary	2006
O'Sullivan, J.T.	QB	California-Davis	2006
Obada, Efe	DE	none	2017
Olson, Drew	QB	UCLA	2007
P			
Palmer, Jonathan	G	Auburn	2008
Parker, Billy	CB	William & Mary	2005, 2006
Parker, Ron	S	Newberry College	2012
Parker, Sirr	RB	Texas A&M	1999

ALL-TIME PRACTICE SQUAD ROSTER

Parms, Damian	S	Florida Atlantic	2017
Perry, Wilmont	RB	Livingstone College	2000
Peters, Scott	G	Arizona State	2005
Pociask, Jason	FB	Wisconsin	2009
Poole, Tauren	RB	Tennessee	2013, 2014
Porter, Quinton	QB	Boston College	2007
Presley, De'Andre	WR	Appalachian State	2013, 2014
Pressley, DeMario	DT	North Carolina State	2011
Purcell, Mike	DT	Wyoming	2017
Q			
Qualls, Elijah	DT	Washington	2018
R			
Reaves, Darrin	RB	UAB	2014
Reddick, Nakia	S	Central Florida	1997
Reed, Rod	G	Louisiana State	2004
Regis, Micanor	DT	Miami	2014
Riley, Eron	WR	Duke	2010
Riley, Rueben	T	Michigan	2007
Roberson, Cordell	WR	Stephen F. Austin State	2013
Rodgers, Jake	T	Eastern Washington	2016
Rodriguez, Robert	LB	UTEP	2005
Roh, Craig	DE	Michigan	2013
Rosario, Nelson	TE	UCLA	2012
Rountree, Glenn	G	Clemson	1998
Royal, Andre	LB	Alabama	1995
Running, Mitch	WR	Kansas State	1997
Russell, Anderson	S	Ohio State	2012
Rutherford, Rod	QB	Pittsburgh	2004
Ryan, Titus	WR	Concordia College	2008
S			
Salley, Nate	S	Ohio State	2006
Samp, Chris	WR	Winona State	2005
Sampson, Kevin	T	Syracuse	2007
Sanchez, Zack	CB	Oklahoma	2016, 2017
Sandland, Beau	TE	Montana State	2016
Santucci, Dan	C	Notre Dame	2010
Sasa, Don	DT	Washington State	1998
Schwartz, Geoff	G	Oregon	2008
Seastrunk, Lache	RB	Baylor	2014
Seaverns, Justin	LB	Appalachian State	2003
Shaw, James	WR	Jacksonville State	2013
Sheets, Kory	RB	Purdue	2011
Shirley, Jason	DE	Fresno State	2011
Silberman, Ian	G	Boston College	2018
Simonson, Scott	TE	Assumption	2015
Simmons, Jalen	RB	South Carolina State	2016, 2017
Simmons, Terrance	T	Alabama State	2002
Sims, Wes	G	Oklahoma	2006
Slater, Pearce	T	San Diego State	2016
Smith, Armond	RB	Union College	2012, 2013
Smith, Greg	TE	Texas	2011
Smith, Kelvin	LB	Syracuse	2009
Snead, Willie	WR	Ball State	2014
Southward, Dezmen	S	Wisconsin	2017, 2018
St. Pierre, Brian	QB	Boston College	2010
Stanford, R.J.	CB	Utah	2010
Stephens, Travis	RB	Tennessee	2003
Stewart, Todd	T	California	1997, 1998
Stuber, Tim	G	Colorado State	2002
Sullivan, Reggie	S	Johnson C. Smith	2011
Sutter, Ryan	S	Colorado	1998
T			
Tarpinian, Jeff	LB	Iowa	2013
Taylor, Terrance	DT	Michigan	2009
Teuhema, Sione	LB	Southeastern Louisiana	2019

ALL-TIME PRACTICE SQUAD ROSTER

Thompson, Tyrus	T	Oklahoma	2016
Thornton, Josh	CB	Southern Utah	2018
Tufts, Sean	LB	Colorado	2004, 2005
Turner, Jim	WR	Syracuse	2001
Turner, Landon	G	North Carolina	2018
U			
Upshaw, Chad	TE	Buffalo	2007
V			
Vander Laan, Jason	TE	Ferris State	2018
Vaughan, Josh	RB	Richmond	2010, 2011
Vaughn, Chip	S	Wake Forest	2011
Vaughn, Khaleed	DE	Clemson	2005
W			
Walker, Casey	DT	Oklahoma	2013, 2014
Walker, Marcus	CB	Oklahoma	2009
Wallace, Eric	TE	Seattle	2016
Wallace, Martin	G	Temple	2014
Ware, Sean	LB	New Hampshire	2010
Washington, T.J.	T	Virginia Tech	2001
Weaver, Alton	DT	Oklahoma State	1999
Webster, Larry	DE	Bloomsburg	2016
White, DeAndrew	WR	Alabama	2018; 2019
Wiggins, Brian	WR	Texas Southern	1995, 1996
Wilder, Sam	G	Colorado	2006
Wilds, Garnell	CB	Virginia Tech	2005
Williams, Antwione	LB	Georgia Southern	2018
Williams, Lorenzo	DT	Missouri	2008
Williams, Louis	C	Louisiana State	2001, 2003
Williams, Thomas	LB	Southern California	2010
Williams, Zack	C	Washington State	2012
Wilson, Bobo	WR	Florida State	2019
Wilson, C.J.	CB	Baylor	2007
Wilson, Gillis	DE	Southern	2000
Wilson, Kion	LB	South Florida	2011
Wilson, Lawrence	LB	Connecticut	2011
Wusu, Timi	LB	Stanford	2006
Y			
Yamini, Bashir	WR	Iowa	2002
Yankey, David	G	Stanford	2016
Yeboah-Kodie, Phil	LB	Penn State	1995
Young, Lou	CB	Georgia Tech	2014, 2015, 2016

PANTHERS HALL OF HONOR



The Panthers Hall of Honor began on September 21, 1997 when former team president and general manager Mike McCormack became the first inductee. In 1998, he was joined by former linebacker Sam Mills, who entered as the first former Panthers player to be so honored.

In the opening regular season game against Green Bay in 2004, the PSL Owners who helped make the stadium and franchise possible were honored at halftime as part of the Hall of Honor.

On October 6, 2019, under new ownership in David Pepper, the Panthers expanded the Hall of Honor with the first class of players in over 20 years. At halftime of the team's Week 5 win over Jacksonville, the Panthers inducted all-time greats Steve Smith, Sr., Jake Delhomme, Jordan Gross and Wesley Walls.

Steve Smith finished his career as Carolina's all-time best wide receiver and return man. He is the franchise's all-time leader in career receiving yards (12,197), receiving touchdowns (67), total touchdowns (75), scrimmage yards (12,584), all-purpose yards (16,614) and 100-yard receiving games (43).

Smith set a franchise record for most receiving yards in a season (1,563, 2005), tied for second

in touchdowns in a season (12) and second in receptions in a season (103).

A five-time Pro Bowler, Smith finished his 16-year career with 14,731 total receiving yards with the Panthers and Ravens, ranking eighth all-time in NFL history at the time of his retirement.

A fiery competitor, Smith created memories of incredible plays and heart-stopping moments. In 2003, he caught a 69-yard touchdown pass for a walk-off divisional round playoff win in double overtime in St. Louis. In 2005, he tallied 218 receiving yards and two touchdowns in a playoff win at Chicago, posting the fifth-highest receiving total in a playoff game in NFL history.

Jake Delhomme was Carolina's quarterback from 2003-09, leading the Panthers to three playoff appearances and an NFC championship in his first season in 2003.

Delhomme finished his Panthers career as the team's leader in career game-winning drives with 21, setting a franchise record with seven in the 2003 season.



PANTHERS HALL OF HONOR



He is now second in franchise history in career passing yards (19,258), passing touchdowns (120), completions (1,580), completion percentage (59.2), 300-yard passing games (11) and QB wins (53).

Delhomme made his mark in the postseason where he finished his career as Panthers leader in career postseason passing yards (1,847), passing touchdowns (12) and QB wins (5). He set an NFL record for longest passing touchdown in a Super Bowl with an 85-yard pass to Muhsin Muhammad in Super Bowl XXXVIII, and became the first quarterback in NFL history to tally four consecutive postseason road victories (2003-at St. Louis, at Philadelphia, 2005-at New York Giants, at Chicago).

Jordan Gross played his entire 11-year career with the Panthers at tackle. He played and started in 167 career games, the most starts of any player in franchise history and the fourth-most game played. He played in nine playoff games as a Panther, tied for third-most playoff appearances in franchise history.

Gross left a legacy as one of Carolina's best and most consistent lineman. He had the most games played by any lineman and appeared in the Pro Bowl in three seasons with an AP All-Pro honor in 2008.

During his career, Gross helped Carolina rank fifth in total rushing yards (22,138) from 2003-13.



Wesley Walls was one of Carolina's first great players on the national stage. He went to five Pro Bowls and earned AP All-Pro recognition four times.

After playing with San Francisco and New Orleans, Walls found a home in Carolina in 1996, putting together a breakout season and helping lead Carolina to a division title and a new NFL record for wins by an expansion team in its first two seasons.

Walls caught the first touchdown in Carolina's first home playoff game, a win over the reigning champion Dallas Cowboys.

He finished his NFL career with 450 receptions, 5,291 receiving yards and 54 touchdowns, a mark that today is tied for 13th among NFL tight ends all-time.




In Panthers franchise history, Walls ranks fourth with 3,902 receiving yards, third with 44 touchdowns and fourth with 324 receptions.

His 1999 season was one of the best ever as he tied a then-NFL record for touchdowns by a tight end with 12. It still ranks as the most by a Panthers tight end in franchise history.

PANTHERS HALL OF HONOR

The Panthers Hall of Honor began on September 21, 1997, when former team president **Mike McCormack** became the first inductee. In 1998, he was joined by former linebacker **Sam Mills**, who entered as the first former Panthers player to be so honored.



While McCormack's NFL career spanned five decades and a number of teams, he may have left his most indelible mark on the Panthers. Starting as a consultant in 1989, McCormack helped the Panthers ownership group lobby the NFL early in the process, and after the Panthers landed the franchise by a unanimous vote in October 1993, McCormack was the team's first general manager before being named president.

McCormack retired in 1997 after the Panthers put together the best two initial seasons by an expansion franchise in NFL history, posting seven wins in 1995 and 12 wins with a division title in 1996.

Mills was inducted into the Hall in 1998 after he completed his playing career with the Panthers. Mills had a number of memorable moments in a Panthers uniform including an interception return for a touchdown that spurred Carolina to the first win in team history in 1995, and his interception against Dallas sealed the Panthers win in the NFC divisional playoff following the 1996 season.

Mills played 15 years as a professional, starting 171-of-181 NFL games and earning five Pro Bowl selections. Mills appeared in his final Pro Bowl as a representative of the Panthers in 1996 at the age of 37.

Mills led his team in tackles 10 times and eclipsed the 100-tackle plateau in eight seasons. After being signed as a free agent by Carolina in 1995, he became the cornerstone of the Panthers defense and was the only player to start every game during the Panthers first three seasons. He eventually went on to coach the Panthers as an assistant for seven seasons before losing his battle with cancer in 2005.

Mills implored the 2003 team to "Keep Pounding" before a home playoff game against Dallas and that phrase has become a cornerstone of the Panthers culture and identity.



In the opening regular season game against Green Bay in 2004, the **PSL owners** who helped make the stadium and franchise possible were also honored at halftime. The Panthers sold over 60,000 Permanent Seat Licenses to help fund the construction of Bank of America Stadium.

TEAM CHRONOLOGY

1987

- April 16 Jerry Richardson approaches NationsBank Chairman Hugh McColl about the idea of bringing an NFL team to the Carolinas.
- July 16 Jerry and Mark Richardson; NationsBank Chairman and Chief Executive Officer Hugh McColl, Jr.; attorney Richard Thigpen, Jr.; Max Muhleman of Muhleman Marketing and John Lewis of Arthur Andersen and Company meet in Charlotte to discuss the feasibility of entering the multi-city competition for two NFL expansion franchises.
- August 21 Mark Richardson travels to Kansas City, Missouri, to select HOK Sports Facilities Group as the architects for an NFL stadium, later named Ericsson Stadium.
- December 15 Jerry Richardson officially announces an NFL franchise bid and the stadium effort for the Carolinas and begins lobbying NFL owners.

1988

- July 1 Jerry Richardson announces the near completion of franchise financing plans and the selection of four possible stadium sites — two in York County, South Carolina, and two in North Carolina.

1989

- April 11 Mike McCormack, a Hall of Fame lineman with the Cleveland Browns and former president, general manager and head coach of the Seattle Seahawks, joins Richardson Sports as executive consultant for the Carolinas NFL expansion effort.
- August 20 At “Carolinas Kickoff ‘89” staged by Richardson Sports, a sellout crowd of 52,855 in Raleigh’s Carter-Finley Stadium watches the New York Jets and Philadelphia Eagles, demonstrating the region’s support of NFL football in the Carolinas.
- September 5 Jerry Richardson announces the formation of a 12-member partnership group to bolster his expansion effort.
- December 15 Richardson Sports selects a site in uptown Charlotte as the future site of a privately financed NFL stadium, which will seat more than 70,000 people.

1990

- August 11 “Carolinas Kickoff II” features the Washington Redskins and the Atlanta Falcons in a game billed as the “Backyard Battle” before a sellout crowd of 52,036 Carolinians, this time at Kenan Stadium in Chapel Hill, North Carolina.

1991

- February 26 F.N. Thompson Company of Charlotte is selected as the general contractor for the later-named Ericsson Stadium.
- June 26 South Carolina Governor Carroll Campbell and North Carolina Governor Jim Martin officially announce their support of NFL expansion in the Carolinas through the formation of a blue-ribbon committee of leading citizens from both states.
- August 24 69,117 fans cram Williams-Brice Stadium in Columbia, South Carolina for the “Victory Bowl” or “Carolinas Kickoff III” between the Washington Redskins and New York Jets. The crowd represents the largest neutral-site attendance for an NFL exhibition game in 10 years.
- September 13 Richardson Sports submits a formal community application for a Carolinas NFL franchise along with a \$100,000 deposit. This application outlines demographics and other market statistics and NationsBank commitment to finance the stadium.
- September 30 Richardson Sports submits a partnership application for a Carolinas franchise.
- December 10 Richardson Sports representatives make Carolina’s presentation to NFL Commissioner Paul Tagliabue, President Neil Austrian and their staff in New York.

1992

- March 18 At the NFL owners meeting in Phoenix, the NFL reduces the number of expansion hopefuls from 11 to seven with the Carolinas’ bid making the cut.
- May 20 At the league meeting in Pasadena, California, the NFL cuts the list of expansion hopefuls to five communities — including the Carolinas.
- September 1 Jerry and Mark Richardson present a stadium financing plan to NFL officials at a meeting in Charlotte. Although no details are revealed publicly, the Richardsons disclose that no public money would be used to finance the stadium. This financing plan involves the sale of Permanent Seat Licenses (PSLs).
- October 20 At the NFL owners meeting in Chicago, league officials delay expansion until 1993 because of a labor dispute involving the players’ union collective bargaining agreement.

TEAM CHRONOLOGY

1993

- March 23 At the league meeting in Palm Desert, California, NFL owners announce the final timetable for expansion with plans calling for two teams to be awarded in October 1993.
- April 20 The NFL gives approval to Richardson Sports' plan to privately finance a 72,300-seat stadium with the sale of Permanent Seat Licenses (PSLs).
- May 6 The NFL and its players reach a landmark settlement regarding a seven-year collective bargaining agreement, clearing the way for expansion.
- May 20 Jerry Richardson unveils a model and renderings of the Panther blue, silver and black, 72,300-seat stadium that would house an NFL expansion team for the Carolinas.
- May 25 At the owners meeting in Atlanta, the NFL announces the price for an expansion franchise — \$140 million.
- July 1 A Fair Share Agreement between Richardson Sports and the NAACP spells out far-reaching opportunities for minorities with the Carolinas NFL expansion team.
- July 1 The sale of luxury suites, club seats and PSLs officially begins with Richardson Sports receiving 15,000 pieces of mail from first-day orders collected June 28-July 1. By the end of the first day, all 8,314 club seats sell out, and all 104 luxury suites are reserved and ultimately leased (later 33 additional suites are added to Carolinas Stadium). First-day PSL orders total 41,632.
- August 31 Richardson Sports travels to New York to deliver its financing plan to the NFL.
- September 3 The ticket campaign for potential NFL expansion cities ends with the Carolinas receiving orders for 104 luxury suites, 8,314 club seats and 49,724 PSLs. Deposits for luxury suites, club seats and PSLs total \$54 million, representing a total pledge of \$112.7 million.
- September 10 Richardson Sports delivers to the NFL term sheets for loans to construct a state-of-the-art stadium and purchase the franchise.
- September 13 Richardson Sports and Clemson University announce that the Carolinas NFL expansion team would play its first season (1995) in Clemson Memorial Stadium, known as "Death Valley."
- September 22 Richardson Sports makes a 1-1/2 hour presentation to the NFL expansion and finance committees and league officials, including Commissioner Tagliabue. They report to the league that NationsBank and Wachovia have posted a \$30-million guarantee to purchase unsold PSLs. Effectively, the stadium is sold out, and total money pledged is \$142.7 million.
- OCTOBER 26 *At the league meeting in Chicago, NFL owners unanimously select the Carolinas as the 29th NFL franchise and the first expansion team since 1976. Owners also voted to delay selection of the second franchise until November 30 with Baltimore, St. Louis, Jacksonville and Memphis still under consideration.*

1994

- January 1 Jon Richardson officially joins the Panthers as Director of Stadium Operations.
- January 3 The Carolina Panthers put 12,000 remaining PSLs on sale. All orders received January 3-8 are given first-day priority. In addition, they announce that the remaining 10,000 PSLs will remain on sale until they are sold out. In all, Panthers fans respond from 16 states and the District of Columbia during the week-long priority period.
- January 12 Jerry Richardson announces the hiring of veteran NFL executive Bill Polian as general manager and the promotion of Mike McCormack to club president.
- April 22 Led by owner and founder Jerry Richardson, the Carolina Panthers hold the groundbreaking ceremony at the stadium's uptown site. The construction is expected to take 27 months to complete.
- April 24 The Carolina Panthers move to the front of the 1995 draft order when owner and founder Jerry Richardson wins a coin flip with Wayne Weaver of the Jacksonville Jaguars during the NFL draft. Commissioner Paul Tagliabue flipped the coin at the NFL draft headquarters.
- May 3 The Panthers accept Wofford College Board Of Trustees Chairman Walt Sessions' invitation to hold training camp on the Spartanburg campus beginning with the inaugural season in 1995.
- May 26 The NFL owners vote to pit the expansion Panthers and Jacksonville Jaguars against one another in the 1995 Hall of Fame game. The game will be the first game in team history for both franchises.
- July 19 The Panthers select Winthrop University in Rock Hill, South Carolina, to be the team's temporary practice site until completion of the team's facilities at Ericsson Stadium.
- October 5 The Carolina Panthers hold their first free agent workout at Winthrop University in Rock Hill, South Carolina. Participating are former Duke running back Randy Cuthbert and former Johnson C. Smith wide receiver Gregory Clifton, along with Matt Elliott, Darryl Moore, Beno Bryant, and Jeff Pahunkoa.

TEAM CHRONOLOGY

- November 2 NFL Commissioner Paul Tagliabue slots the Carolina Panthers in the NFC West, joining the Atlanta Falcons, New Orleans Saints, Los Angeles Rams and San Francisco 49ers.
- December 15 The original Carolina Panthers are signed. Matt Campbell, Randy Cuthbert, Kevin Farkas, Mike Finn, Willie Green, Carlson Leomiti, Darryl Moore, Tony Smith, Lawyer Tillman and Eric Weir form the group.

1995

- January 4 The Panthers hire the team's first coaches, adding offensive line coach Jim McNally and wide receivers coach Richard Williamson, both from the Cincinnati Bengals.
- January 23 The Panthers sign Dom Capers from the Pittsburgh Steelers as the first head coach in team history.
- February 15 The Carolina Panthers select 35 players in the expansion draft. With the second overall pick they select cornerback Rod Smith from the New England Patriots.
- February 20 The Carolina Panthers sign two unrestricted free agents: kicker John Kasay from the Seattle Seahawks and defensive end Mike Fox from the New York Giants. The signings mark the first unrestricted free agents to join the Panthers in team history.
- April 4 The Panthers take the field for the first time as a team during the first of a series of off-season workout sessions.
- April 22 The Carolina Panthers make quarterback Kerry Collins of Penn State the team's first draft choice, selecting him with the fifth overall selection, acquired from Cincinnati.
- May 2 Panthers owner Jerry Richardson announces his resignation as chairman from Flagstar in order to devote his attention to his involvement in NFL activities.
- May 3 Carolinas Stadium Corp hosts topping out ceremonies at the stadium, recognizing that construction has reached its highest point.
- July 14 The Panthers report to the team's first ever training camp, marking the official beginning of the inaugural season campaign.
- July 29 The Carolina Panthers defeat the Jacksonville Jaguars 20-14 in the Hall of Fame Game, becoming the first NFL team to win its inaugural contest.
- September 3 The Panthers lose 23-20 in overtime to the Atlanta Falcons in the team's first regular-season game.
- October 15 The Panthers earn their first win in franchise history, defeating the New York Jets 26-15, highlighted by Sam Mills' 36-yard interception return for a touchdown.
- November 5 The Panthers win an expansion-record fourth game in a row, defeating the San Francisco 49ers 13-7 at 3Com Park, marking the first time in league history an expansion team defeated the defending world champion.
- December 24 The Panthers wind up their inaugural season with a 7-9 record, more than doubling the previous expansion-best mark of three wins. The NFL seventh-ranked defense had the best record of any non-playoff team in the league over the last 11 weeks, posting a 7-4 record after opening the season 0-5. The team notches an expansion-best 5-3 home record at it's home-away-from-home field at Clemson's Memorial Stadium.

1996

- June 26 Carolina Panthers Director of Business Operations Mark Richardson announces an agreement to name the Panthers new home Ericsson Stadium.
- July 26 The six bronze panthers that flank each of Ericsson Stadium's main entrances are unveiled. The statues were the largest sculpture commission in the United States.
- July 27 The gates of Ericsson Stadium are opened for the first time at PSL Appreciation Day marking the first public event in the Stadium.
- August 3 The Panthers defeat the Chicago Bears 30-12 in a preseason game, the team's first contest in their new home.
- September 1 The Panthers defeat the Atlanta Falcons 29-6 in the first regular season game at Ericsson Stadium.
- December 22 Defeating the Pittsburgh Steelers 18-14 with a last minute goal-line stand, the Panthers conclude the 1996 regular season with a 12-4 record and the NFC West division title. The team recovered from a 5-4 start to win its last seven games and a first-round playoff bye. John Kasay's three field goals against the Steelers give him 37 for the season and a new single-season NFL record.

TEAM CHRONOLOGY

1997

- January 5 The Panthers defeat the defending Super Bowl Champion Dallas Cowboys 26-17 at Ericsson Stadium in the team's first playoff game.
- March 12 Panthers President Mike McCormack announces his retirement as president of the Carolina Panthers, ending a 46-year NFL career as a player, coach and executive.
- April 2 Jon Richardson is named president of Carolinas Stadium Corp and Mark Richardson president of the Carolina Panthers.
- September 21 Mike McCormack is inducted as the first member of the Carolina Panthers Hall of Honor.

1998

- September 27 During halftime ceremonies of the Panthers game versus Green Bay, Sam Mills is inducted into the Carolina Panthers Hall of Honor as the first former player to be so recognized.

1999

- January 4 George Seifert, who guided San Francisco to two Super Bowl titles as head coach and won a total of five Super Bowl rings with the 49ers, is named as the second head coach of the Carolina Panthers. Seifert comes to Carolina after compiling a 108-35 (including playoffs) record in eight seasons at San Francisco, giving him the best winning percentage in NFL history (.755).

2001

- May 22 At the NFL Spring Meeting in Rosemont, Illinois, NFL owners unanimously approved the realignment of the League into eight four-team divisions when the Houston Texans begin play in 2002. Carolina was placed in the NFC South division with Atlanta, New Orleans and Tampa Bay.

2002

- January 25 The Panthers name John Fox as the third head coach in franchise history. Carolina is the first head coaching position for Fox, who was the defensive coordinator for the New York Giants from 1997-2001.
- February 22 Marty Hurney is promoted to General Manager from Director of Football Operations.
- September 8 Panthers break 15-game losing streak with 10-7 victory over Baltimore Ravens in John Fox's head coaching debut.

2003

- September 7 Panthers stage biggest rally in team history, overcoming 17-0 deficit in season opener against Jacksonville as quarterback Jake Delhomme comes off the bench to throw three second half touchdown passes.
- October 12 Carolina goes 5-0 with an overtime victory at Indianapolis to record best start in franchise history as John Kasay kicks a 47-yard field goal.
- October 26 Panthers set NFL record with their third overtime road victory on a 31-yard John Kasay field goal as Stephen Davis sets a then club record for yards rushing in a single game with 178 on 31 carries.
- December 14 Carolina wins its first NFC South title as John Kasay kicks a 49-yard field goal with four seconds remaining to give Panthers a 20-17 victory at Arizona and clinch second playoff berth in team history.

2004

- January 3 In the second home playoff game in team history and first since January 5, 1997, the Panthers defeat Dallas 29-10 at Ericsson Stadium.
- January 10 In fifth longest game in NFL history, the Panthers score on the first play of the second overtime as Jake Delhomme hits Steve Smith with a 69-yard scoring pass to give Carolina an NFC Divisional win at St. Louis, breaking a 14-game home winning streak by the Rams.
- January 16 Bank of America and the Carolina Panthers announced a title sponsorship agreement at Founders Hall. Bank of America Stadium will be the name of the Panthers home.
- January 18 Carolina wins its first NFC Championship, defeating Philadelphia 14-3 at Lincoln Financial Field as Ricky Manning, Jr. ties an NFL Championship game record with three interceptions.
- February 1 The Panthers play in Super Bowl XXXVIII at Reliant Stadium in Houston, Texas, losing to the New England Patriots 32-29.

TEAM CHRONOLOGY

2005

August 13

The Panthers retired jersey number 51, making Sam Mills the only player in team history to receive the honor. Mills played for the Panthers from 1995-97 and earned a Pro Bowl selection in 1996. After retiring in 1997, Mills became a scout for the Panthers in 1998 and served as the team's linebackers coach from 1999-2004. He became the first former player and second member of the Panthers Hall of Honor in 1998.

2006

January 8

The Panthers registered the first road playoff shutout in the NFL since 1979, defeating the New York Giants, 23-0. In holding scoreless a New York team that ranked third in the League in scoring during the regular season, Carolina became the first NFL team to register a shutout on the road in the playoffs since the Los Angeles Rams posted a 9-0 victory at Tampa Bay (1/5/80) in the 1979 NFC Championship. Ironically, the last time head coach John Fox coached a playoff game at Giants Stadium, his defense also pitched a shutout. With Fox as the Giants defensive coordinator, New York shut out Minnesota, 41-0, in the 2000 NFC Championship. The shutout was Carolina's third in team history as the Panthers limited New York to 132 total net yards and rushed for 223 yards on offense.

January 15

The Panthers won their fourth consecutive road game in the playoffs to equal the NFL record for the most consecutive postseason road victories, previously accomplished by the Dallas Cowboys from 1975-81. With the win, head coach John Fox became only the fifth head coach in NFL history to record at least four postseason victories. Wide receiver Steve Smith amassed 218 receiving yards and two touchdowns on 12 receptions. His receiving yardage ranked as the most in team history and the fourth-highest postseason total in NFL history. His 12 catches tied for the second-highest total in NFL postseason annals.

2008

December 28

Carolina defeats the New Orleans Saints, 33-31, on a John Kasay game-winning 42-yard field goal with one second remaining to clinch the NFC South division title and earn the franchise's fourth-ever playoff berth. The Panthers finished the regular season with a 12 victories, equaling the most wins in team history.

2009

September 1

Jon Richardson resigns as president of Bank of America Stadium and Mark Richardson resigns as president of the Carolina Panthers.

September 2

Danny Morrison is named president of the Carolina Panthers. He joins the organization with experience as Texas Christian University athletics director, Southern Conference commissioner and Wofford College athletics director and senior vice president.

2011

January 11

The Panthers name Ron Rivera as the fourth head coach in franchise history. Carolina is the first head coaching position for Rivera, who previously served as defensive coordinator for the San Diego Chargers beginning midway through the 2008 season. A linebacker on the Chicago Bears 1985 Super Bowl Championship team, Rivera also served as defensive coordinator for the Bears from 2004-06.

April 28

The Panthers select quarterback Cam Newton with the No. 1 overall selection in the 2011 NFL Draft. Newton is named Associated Press Offensive Rookie of the Year after a record-setting rookie campaign. Newton accounted for a NFL rookie record 35 total touchdowns (21 passing, 14 rushing), passed for a then NFL rookie record 4,051 yards and rushed for an NFL quarterback record 14 touchdowns.

2012

January 29

Carolina makes the first logo refinement in the team's 18-year history. It has been designed to provide a more aggressive, contemporary look to the logo while making it more three-dimensional for ever-increasing digital use. The primary tweaks made by the creative department of the National Football League are primarily in the features in the eyes and mouth.

TEAM CHRONOLOGY

2013

January 9

The Panthers name Dave Gettleman as general manager. Carolina is the first general manager position for Gettleman, who came from the New York Giants where he served as the senior pro personnel analyst in 2012 after working as director of pro personnel the previous 13 years. Gettleman was a part of six Super Bowl teams, including three winners. He was with Buffalo in 1990 and 1991, Denver in 1997 and the Giants in 2000, 2007 and 2011.

February 2

Panthers linebacker Luke Kuechly is named 2012 Associated Press Defensive Rookie of the Year, becoming the second player in Panthers history to win the award, joining Julius Peppers (2002). Kuechly tallied a league-leading 164 tackles (103 solo) to become the first rookie since San Francisco's Patrick Willis in 2007 to lead the NFL in tackles. The Panthers are just the fourth team to have back-to-back offensive or defensive rookies of the year (Cam Newton – 2012 Offensive) since the Associated Press started presenting the awards in 1967.

December 29

The Panthers defeat the Atlanta Falcons, 21-20, at the Georgia Dome to finish the regular season with a 12-4 record, earning the NFC South division title and the team's first playoff appearance since 2008. After starting the season with a 1-3 record, the Panthers won 11 of their final 12 regular season games – including a franchise record eight-game winning streak – to secure the No. 2 seed in the NFC and a first-round bye.

2014

February 1

Ron Rivera is selected as Associated Press NFL Coach of the Year, and linebacker Luke Kuechly wins Associated Press NFL Defensive Player of the Year, accepting the honors during the NFL Honors award show in New York. Rivera received 21.5 votes. Kansas City Chiefs coach Andy Reid finished second with 13.5 votes. He is the second coach in Panthers history to earn the award, joining Dom Capers who won in 1996. Rivera led Carolina to 12 wins, the NFC South division title and the team's first playoff appearance since 2008. Kuechly received 13 votes to edge Robert Mathis of the Indianapolis Colts by 1.5 votes. With Kuechly captaining the defense, the Panthers ranked second in the NFL in total and scoring defense in 2013, allowing 301.2 yards and 15.1 points per game. He is the first Panthers player to win the award.

December 28

The Panthers defeat the Atlanta Falcons, 34-3, at the Georgia Dome to earn the team's second consecutive NFC South division title and playoff appearance. The Panthers became the first team in NFC South history to win consecutive division championships since realignment in 2002 and the first team since 1970 to overcome a six-game losing streak and win their division.

2015

January 3

The Panthers defeat the Arizona Cardinals, 27-16, at Bank of America Stadium to win the team's first playoff game since 2005. The Panthers held the Arizona Cardinals to an NFL playoff record low 78 total net yards, breaking a 56-year old record of 86 yards allowed by the New York Giants against the Cleveland Browns in 1958.

January 31

Linebacker Thomas Davis is named the 2014 Walter Payton NFL Man of the Year. The award recognizes a player's off-the-field community service as well as his playing excellence. A team captain, Davis finished produced his third consecutive 100-tackle season for the Panthers 10th-ranked defense. Davis makes a difference in the community with his Thomas Davis Defending Dreams Foundation, a non-profit dedicated to providing and promoting free programs that enhance the quality of life for underprivileged children and their families.

November 2

Kicker Graham Gano's 52-yard field goal in overtime vs. Indianapolis gives Carolina a 29-26 victory, the team's first home overtime win in franchise history. Carolina becomes the first team in the NFL since the elimination of the sudden death overtime rule in 2012 to win a game after trailing in overtime.

December 6

The Panthers become the first team to win the NFC South Division title three consecutive times after defeating the New Orleans Saints in New Orleans, 41-38.

December 20

With a 38-35 victory at the New York Giants, the Panthers set an NFC record with an 18th-consecutive victory. The streak, which began at New Orleans (12/7/14), surpassed the previous record of 15 consecutive wins by San Francisco from 1989-90 and Green Bay from 2010-11. The 18 consecutive victories include 14 consecutive victories in a single season, a franchise record. Quarterback Cam Newton became the first player in NFL history with 300 or more passing yards, five or more passing touchdowns and 100 or more rushing yards in a single game.

TEAM CHRONOLOGY

2016

- January 3 The Panthers defeat the Tampa Bay Buccaneers to finish the season with a franchise-best 15-1 record. The Panthers are the fourth team in the Super Bowl era to start a season 14-0, joining the 1972 Miami Dolphins, 2007 New England Patriots and 2009 Indianapolis Colts.
- January 24 The Panthers host the first NFC Championship at Bank of America Stadium, defeating the Arizona Cardinals 49-15 to advance to Super Bowl 50. The 49 points scored are the second-most points scored in a conference championship game since the AFL-NFL merger in 1970. Including two playoff games, the Panthers win every home game in the 2015 season for the first time in franchise history.
- February 6 Cam Newton is selected as the Associated Press NFL Most Valuable Player, the first time in franchise history a Panther has been named MVP. He is also named the Associated Press NFL Offensive Player of the Year. Head Coach Ron Rivera is selected as the Associated Press NFL Coach of the Year for the second time in three seasons.
- February 7 The Panthers play in Super Bowl 50 at Levi's Stadium, Santa Clara, California, losing to the Denver Broncos, 24-10.

2017

- February 9 Danny Morrison resigns as president of the Carolina Panthers.
- July 19 Marty Hurney, who previously served as the team's general manager from 2002-12, is named interim general manager.

2018

- February 21 Marty Hurney is named full-time general manager.
- May 16 The Carolina Panthers announce that a definitive agreement has been signed to sell the team to David Tepper, the founder and president of global hedge fund Appaloosa Management, L.P., and a well-known philanthropist.
- May 22 At the league meeting in Atlanta, NFL owners and the league's finance committee unanimously approve David Tepper as the new owner of the Carolina Panthers.
- August 24 The Carolina Panthers announce that Tom Glick, previously the chief commercial officer of City Football Group, a multi-national soccer organization, was named team president of business operations.

2019

- February 1 Longtime star defensive end Julius Peppers retired from the NFL. Peppers, who played for the Panthers from 2002-09 and 2017-18, finished his career ranked fourth in NFL history with 159.5 sacks, including a franchise-record 97 with Carolina. He is the only player in NFL history with 150 sacks and 10 interceptions.
- March 18 Construction crews began work on the Carolina Panthers new practice bubble and practice field reconfiguration. The new practice bubble provides a climate controlled, indoor artificial turf field for the team to utilize as needed.
- June 5 At a pep rally at Fountain Park in Rock Hill, S.C., Gov. Henry McMaster signed the Professional Sports Team Incentive Act of 2019, paving the way for the Panthers to move the team's headquarters to York County and Rock Hill. The new site will not only include a world-class sports complex, but also be a true destination site for the entire region, offering entertainment, dining, retail, athletics and medical care.
- October 6 The Panthers expanded the Hall of Honor with the first class of players in over 20 years. At halftime of the team's Week 5 win over Jacksonville, the Panthers inducted all-time greats wide receiver Steve Smith, Sr., quarterback Jake Delhomme, offensive tackle Jordan Gross and tight end Wesley Walls.
- December 3 Perry Fewell was named the interim head coach for the remainder of the 2019 season.
- December 29 In Week 17 against New Orleans, running back Christian McCaffrey became the third player in NFL history to record 1,000+ rushing yards and 1,000+ receiving yards in a single season. McCaffrey finished the year with 2,392 yards, shattering the previous franchise record and ranking third in NFL history in single-season yards from scrimmage.

TEAM CHRONOLOGY

2020

January 8

The Carolina Panthers announced Matt Rhule as the franchise's fifth head coach in franchise history on January 8, 2020. Rhule joins Carolina after three seasons (2017-19) as the head coach at Baylor University. Rhule helped rebuild the Baylor program, guiding the team from a 1-11 finish in his first season to a 7-6 record and a bowl berth in 2018 to an 11-3 record and appearance in the Big 12 Championship and the Sugar Bowl in 2019. In 2019, he was voted the Chuck Neinas Coach of the Year by his peers.

January 14

Linebacker Luke Kuechly retired from his playing career in January 2020, after eight seasons with the Panthers. In his career, he earned seven Pro Bowl honors, seven AP All-Pro selections, the 2013 Defensive Player of the Year award and the 2012 NFL Rookie of the Year award. Kuechly finished his career with 1,092 tackles, second-most in Panthers history. In May 2020, Kuechly was hired by the team as a pro scout.

REFERENCE



**CAROLINA
PANTHERS**

BANK OF AMERICA STADIUM




OVERVIEW

Located in Charlotte, N.C., Bank of America Stadium is the premier destination for sports and entertainment in the Carolinas. Home to the NFL's Carolina Panthers and Charlotte's new Major League Soccer team, Charlotte FC, the stadium attracts fans every year for many other exciting events as well, including the ACC Football Championship, college football kickoff and bowl games, international soccer matches, and concerts.

Bank of America Stadium has been host to a number of high-profile non-sports events, including the Rev. Billy Graham's 1996 four-day Carolinas Crusade, the Rolling Stones 1997 'Bridges to Babylon' tour, the 2012 'Brothers of the Sun' tour with Kenny Chesney and Tim McGraw. In 2019, Bank of America Stadium played host to the Gold Cup, International Champions Cup and U.S. Women's National Team soccer matches and the Untappd Beer Festival.

Four of the last six years have featured renovations to improve the fan experience, including escalator bays, high-definition video boards above each end zone, ribbon boards encircling the entire bowl at the club and upper levels, and a high-efficiency, high-octave distributed sound system throughout the bowl. Wi-Fi service was enhanced with more than 1,200 access points and better cellular connectivity. The upper level and lower level concourses were updated with LED lighting, new signage, digital menu boards and increased points of sale.

BANK OF AMERICA STADIUM



SEATING CAPACITY

There are 74,867 seats at Bank of America Stadium distributed as follows:

Lower Bowl	21,880
Upper Bowl	37,138
Club Level	11,389
Suites/Suite Clubs	4,460

PLAYING FIELD

The stadium's playing field is 398 feet long and 280 feet wide and features sophisticated drainage and irrigation systems. The playing surface is a hybrid Bermuda grass.

SEATING WIDTH

The upper and lower seating areas feature a 19" width while the club seating is 21" wide.

ESCALATORS

Bank of America Stadium features four escalators with access to the 300 and 500 levels. The 500 level Sky View Terraces, at the top of the escalator decks, feature a unique game day entertainment experience.

BANK OF AMERICA CLUB SEATING

Club seats are located along both sidelines of the playing field, offering optimal sightlines and exclusive amenities. The 50,000-square foot enclosed club level concourse is climate controlled and provides club level patrons with access to eight distinctive and fully furnished lounge areas, full-service bars, expanded dining options and game day entertainment. Televisions are available throughout the club floor for viewing stadium games.

SUITES

There are 151 luxury suites on the 300 and 400 club levels in the stadium, ranging from 12-person suites to 44-person suites. Luxury suites have three main components - three rows of viewing seats, lounge space and restroom facilities. All luxury suites are fully upfitted with high-quality finishes, carpet, wall coverings and flatscreen televisions plus individual suite sound systems. The stadium has five suite clubs, which are shared exclusive areas for members only. They are the Suite 87 Club, Gridiron Club, 32 Club, Fifty One Club and 10/26 Club.

Located on the Event Level in the stadium's west end zone, The Gallery will serve as the newest and most exclusive premium entertainment offering at Bank of America Stadium starting in 2020. Twelve private suites and two suite clubs featuring unparalleled amenities offer a true behind-the-scenes experience for Panthers football. Benefits also include VIP surface lot parking, all-inclusive food and beverage, oversized padded seats equipped with a personal in-seat television, private indoor lounge space, covered neighborhood access, and a seamless panoramic views of the action.

VIEWING DISTANCE

The first row of seating is located 53 feet from the sideline, while the endline of the end zone is 20 feet from the field wall.

BANK OF AMERICA STADIUM

FOOD SERVICE

Provided by Levy, Bank of America Stadium offers an abundance of food options and a total of 718 concession points of sale.

PANTHERVISION

PantherVision controls all of the video displays, message boards and television monitors at Bank of America Stadium, as well as the stadium's public address and sound system. PantherVision is a proud member of the Information Display and Entertainment Association, a national association of electronic display system professionals comprised of teams, facilities, manufacturers and suppliers.

RIBBON BOARDS: Bank of America Stadium offers two 360-degree ribbon boards. Both ribbon boards are 5'-1" high. The upper ribbon board is 1,900' long, while the lower ribbon board is 2,000' long. The upper ribbon board is comprised of 288 display cabinet sections. The lower ribbon board is made up of 295 display cabinet sections. The boards are comprised of red, green, and blue discrete LEDs that are capable of producing 281 trillion colors.

VIDEO BOARDS: Bank of America Stadium's video boards, constructed in 2014 renovations, are located above the east and west end zones. Each video board is 55'-6" tall by 198'-4" wide, is made up of 196 display cabinet sections and is 1288 pixels tall by 4620 pixels wide.

DISTRIBUTED AUDIO SYSTEM: Bank of America Stadium's distributed audio system has 600 speakers throughout the stadium, consisting of thirty 8' speaker clusters surrounding the upper bowl. The system has 3/4 of a million watts of audio power. The furthest distance between a patron and a speaker is 130'. The digital sound system is operated by a QSC controlled network.

DESIGN TEAM

The design team for Bank of America Stadium, HOK Sports Facilities Group, has designed numerous sports facilities throughout the country.

CONSTRUCTION TEAM

The general contractors for Bank of America Stadium were the joint venture team of F.N. Thompson (Charlotte) and Turner Construction (New York).

LOCATION

The stadium and adjacent practice fields are located on 33 acres in uptown Charlotte, bordered by Interstate 277, Mint, Graham and Morehead streets.

DIMENSIONS


Stadium Footprint (900' L x 800' W).....	15 acres
Public Area Surrounding Stadium (including plazas, walkways, etc)	11 acres
Total Stadium and adjacent landscaping and practice fields	33 acres
Height (from playing field to top of scoreboard)	211'
Total Height of Scoreboard Structure.....	84'
Internal space (covered space)	1,600,000 sq ft
Concourse length (outermost circumference)	1/2 mile

SIR PURR

The Carolina Panthers mascot, Sir Purr a beloved fixture of football in the Carolinas, is in his 26th season with the Panthers. Gifted with nimble feet, a great smile and one huggable belly, this cat is best known for his silly antics and creative skits that can be seen on game day and throughout the community.

Sir Purr has entertained crowds not only locally, but internationally. His ability to make people smile and bring out the child in everyone has caught the eyes of fans everywhere. Sir Purr has performed at the NFL Pro Bowl in Hawaii, Celebrity Mascot Games in Florida, and the Thanksgiving Day Parade in New York, internationally he has performed at the Chinese New Year parade in Hong Kong, and for our armed forces in Djibouti, Kuwait, and Bahrain.

Always keep a look out because you never know where this agile cat might pounce to next.



THE TOPCATS



The Carolina Panthers Cheerleaders, the TopCats, represent all regions across the Carolinas. They hold careers in a variety of distinguished professions including accounting, banking services, education, engineering, fitness instruction, public relations, real estate, and teaching.

Nicole Smith is the TopCats Manager and Choreographer. She was an inaugural squad member in 1996. She cheered on the Panthers for four seasons and became the choreographer for the following 8 years. Returning to the program in 2017 to assist with coaching, she became Manager in 2019. Nicole received a BCA in Dance from UNC-Charlotte. While at UNCC, she was a captain of the cheerleading team and a performer with the Charlotte Dance Ensemble. She danced with the Charlotte Hornets for four seasons. Nicole was also an NFL Pro Bowl Cheerleader.

Chandalae Lanouette, the Entertainment Assistant, is responsible for booking all community and corporate appearances for Sir Purr, PurrCussion and the TopCats. She also coordinates the administrative work for the Junior TopCats Clinics and Camps. Chandalae spent four seasons cheering on the Panthers as a TopCat. She represented our team as a 2018 Pro Bowl Cheerleader.

The TopCats spent 800 hours in the communities of North and South Carolina last season promoting team spirit and good cheer.



The Black & Blue Crew has been engaging and entertaining fans at Bank of America Stadium since 2013. The group of diverse men and women who comprise the Black & Blue Crew interacts with fans before gates open out in the tailgating experience, as fans enter Bank of America Stadium and during the game to help keep Panthers fans energized and excited.

PURRCUSSION

DRUM  **LINE**

Feel the beat of the Carolina Panthers drumline—PurrCussion—Featuring a combination of groove, chops, visuals, choreography and dynamics, PurrCussion is made up of talented snare, tenor, bass, and cymbal players from across the Carolinas. This unique group of musicians come from diverse percussion backgrounds, disciplines, and styles, ranging from university marching bands and drum corps to self-trained drummers. Members hold careers in a variety of distinguished professions including business, music education, and accounting and finance.

The PurrCussion drumline is staffed by Kelly Ballance, Jason Meyer, and Patrick McLean.

Kelly Ballance, the Entertainment Coordinator, is responsible for managing all administrative aspects of the ensemble as well as assisting the Manager of Entertainment & Events with all major events. She interned in the Entertainment Department in 2016 and assisted part-time with the team for the last several years before joining the staff full-time. Kelly is a graduate of the University of South Carolina's Sport/Entertainment Management program and is a native of Fort Mill, S.C.

Jason Meyer, the PurrCussion Coordinator, oversees all musical and creative aspects of PurrCussion as well as working full-time as a Creative Director for

a local healthcare provider. Prior to his promotion as PurrCussion Coordinator, Jason served as the PurrCussion Assistant in 2016 as well as serving as the PurrCussion tenor section captain for three years prior to joining the staff. Beyond his experience with PurrCussion, Jason has performed, taught, or judged marching percussion for over 15 years including competing in Independent World Class of Winter Guard International in 2007, marching for the App State Drumline throughout his college career and eventually instructing the App State Drumline for two years after his graduation from ASU.

Patrick McLean, the PurrCussion Assistant, oversees all developmental components of PurrCussion as well as working full-time in law enforcement in South Carolina. He is entering his fourth season as the PurrCussion Assistant after three seasons performing as a bass drummer for the ensemble. He has previously marched with the Garfield Cadets/Cadets of Bergen County Drum and Bugle Corps from 1988-1991, winning a DCI World Championship and High Percussion Award in 1990. Patrick has served as a percussion instructor and arranger for numerous high school marching bands and both WGI Independent and Scholastic Indoor Drum Lines in North and South Carolina.

The Panthers PurrCussion is sponsored by Sabian with equipment partners: Remo, Vic Firth, and Mapex.

PANTHERS TELEVISION NETWORK



Mick Mixon
Play-By-Play



Mike Rucker
Color Analyst

Mick Mixon was named “Voice of the Panthers” in 2005 and in 2014 added preseason television duties to his work on the Carolina Panthers Broadcast Network. A native of Chapel Hill, N.C., Mixon graduated from UNC in 1980 with a degree in broadcast journalism. He has worked in Columbia, S.C., at WIS Radio, he is a former “Voice of the Maine Guides” Triple-A baseball team, and he spent 16 seasons on the Tar Heel Sports Network. Mixon has taught classes for the UNC School of Journalism and Mass Communications. He won a regional Emmy in 2008 and is a three-time North Carolina Sportscaster of the Year.

Mike Rucker is in his 12th season as the color analyst for the Panthers. A standout at Nebraska, Rucker was drafted by Carolina in the 1999 NFL Draft. He was the NFL Defensive Player of the Month for September 2003 and finished the season with 12 sacks, earning a trip to the Pro Bowl. In the 2005 season he had 7.5 sacks and surpassed Kevin Greene as the team’s all-time sack leader. Upon retirement, Rucker got back into college football as a broadcast analyst for ESPN.

The Carolina Panthers Television Network consists of 13 television stations representing each of the major markets in North Carolina, South Carolina and Virginia.

STATION	AFFILIATE	CITY
WSOC.....	ABC.....	Charlotte, NC (flagship)
WCSC.....	CBS.....	Charleston, SC
WACH.....	FOX.....	Columbia, SC
WMBF.....	NBC.....	Florence/Myrtle Beach, SC
WFMY.....	CBS.....	Greensboro/Winston-Salem/High Point, NC
WRAL.....	NBC.....	Raleigh/Durham/Fayetteville, NC
WYFF.....	NBC.....	Greenville/Spartanburg/Anderson, SC/Asheville, NC
WSFX.....	FOX.....	Wilmington, NC
WVEC.....	ABC.....	Tidewater/Outer Banks, NC
WFXR.....	FOX.....	Roanoke, VA
WITN.....	NBC.....	Greenville/New Bern, NC
WTGS.....	FOX.....	Savannah, GA
WJBF.....	FOX.....	Augusta, GA

PANTHERS RADIO NETWORK



David Langton



Mick Mixon



Jim Szoke

OFFICIAL RADIO BROADCAST

Eight hours of Intense Game Day Programming Plus Live Coach's Show and Weekday Updates

PANTHERS STADIUM SHOW

10am-noon WBT 1110 AM/99.3 FM

For the most up-to-the-minute news from the Panthers and around the NFL, football fans tune into "The Panthers Stadium Show." Hosted by Jim Szoke, the award-winning countdown to kickoff provides a comprehensive preview and analysis of the Panthers and the day's game with tons of fun, special features, live player and coach interviews, college and pro football insiders and reports from around the League.

THE CAROLINA PANTHERS COUNTDOWN TO KICKOFF Noon-1pm (Network)

The entire network joins in on the fun one hour before game time for "The Carolina Panthers Countdown to Kickoff." Mick Mixon and Jim Szoke put the final touches on the preparations for the day's game. This hour of award-winning pre-game coverage includes exclusive interviews with head coach Ron Rivera and Panthers players and up-to-the-minute updates from other NFL games.

GAME BROADCAST 1-4pm (Network)

The Panthers broadcast team brings you all the hard-hitting action of every Panthers game. Veteran award-winning broadcaster Mick Mixon is joined by Jim Szoke to bring you the who, what and why of every exciting play. From the practice field to the playing field, your play-by-play team is with the Panthers every step of the way, each and every week.

PANTHERS POST GAME SHOW 4-5pm (Network)

The Panthers Post Game Show is a fast-paced game recap with highlights, interviews, analysis and reports from around the League. Listeners get the first chance to hear the team's reaction to the game as Jim Szoke and Mick Mixon conduct exclusive interviews with head coach Ron Rivera and Panthers players from the locker room.

PANTHERS WRAP-UP SHOW

5-6pm WBT 1110 AM/99.3 FM

Post-game coverage continues with an additional hour on WBT. The Panthers Wrap-Up Show provides one hour of reaction and analysis by special guests from the Panthers and around the League. Sound off about the game by sending your questions and comments via twitter @Panthers.

PANTHER TALK 6:05-7pm (Network)

Join hosts Mick Mixon and Jim Szoke, with interviews from head coach Ron Rivera and other special guests from the Panthers and around the league every Monday night from 6:00-7:00 pm (Tuesday if the Panthers play on Monday night). Panther Talk can be heard on the Panthers Radio Network or Panthers.com. Panther Talk airs from August 10th through the Monday following Carolina's final game.

PANTHERS UPDATES

Monday through Friday (Network)

Hosted by Mick Mixon and Jim Szoke, twice daily "Panthers Updates" keep you up to date on all the day-to-day activities of the Carolina Panthers.

Listen to all of the exciting action on the Panthers flagship station WBT 1110 AM/99.3 FM and Panthers.com.

For a complete listing of all Carolina Panthers Radio Affiliates sign onto the Carolina Panthers Website, www.panthers.com/news/radio.

PANTHERS SPANISH RADIO NETWORK



The Carolina Panthers Spanish Radio Network will take the airwaves for the 11th season in 2020. A joint partnership between the Carolina Panthers and Spanish Sports Marketing and Broadcasting, LLC of Chapel Hill, NC, the CPSR Network serves its Spanish speaking fan base by broadcasting games and conducting community outreach programs across North and South Carolina.

Jaime Moreno returns in his role as the Voice of the Panthers in Spanish and will handle all play-by-play duties for the upcoming season. Jaime has covered the NFL and local sports on the radio for over 30 years and has become a favorite among Panthers fans for his animated style and unique ability to convey the excitement of the moment through the radio dial.

Heading up the project is longtime North Carolina sports broadcasting executive and SSMB President/General Manager Eric Fiddleman. He also enters his 20th season as the Affiliate Manager for the Carolina Panthers Radio and TV Networks. Eric is the primary media/sales contact for the CPSR Network and welcomes all interest and inquiries at 919-370-9446.

Ben Blevins serves as the Network Producer/Technical Director and brings years of experience on National sports broadcasts of all types. Ben is responsible for getting and keeping the Network on the air as well as all distribution, production and technical issues related to the broadcasts. Ben is the primary technical contact for all affiliates and interested parties at 704-682-1942.

The Carolina Panthers Spanish Radio Network will partner with Norsan Media as its Flagship station on Latina 102.3 FM in Charlotte, NC. A Current affiliate lists can be found at Panthers.com. The 2019 affiliate list consisted of the following stations and is subject to change for 2020:

WGSP	102.3 FM	Charlotte, NC
WBLO	790 AM	Greensboro, NC
WCLY	1550 AM	Raleigh, NC
WZUP	104.7 FM	Greenville, NC
WCEO	840 AM	Columbia, SC
WAZS	103.9 FM	Charleston, SC
WAZS	980 AM	Summerville, SC
WOLI	910 AM	Greenville, SC
WOLI	105.7 FM	Spartanburg, SC
WNOS	1450 AM	New Bern, NC
WNOS	97.1 FM	Winterville, NC

THE POWER TO

share success

How does a military officer succeed in a civilian career? Brian Jones was determined to find out. After 8 years serving our country, he returned home and found his footing with help from other veterans at Bank of America. His mentor taught him how to apply his military thinking to his new job. Now Brian himself mentors new veterans, and passes down what he learned from transforming that new civilian job into a fulfilling career.

Bank of America values the strong sense of teamwork and leadership that veterans can bring to a business. To learn more about Brian's story and Bank of America's commitment to hiring and mentoring veterans, visit bankofamerica.com/militarysupport.

What would you like the power to do?

BANK OF AMERICA



